



# JACKSONVILLE JAGUARS

AT

# BUFFALO BILLS

2016 NFL WEEK 12 GAME RELEASE

SUNDAY, NOV. 27 | 1:00 P.M. EST | NEW ERA FIELD






# TABLE OF CONTENTS

2..... **Media Information**  
3..... **Game Notes**  
5..... **Team Comparison**  
6..... **Series History**  
7..... **Hometown Heroes**  
8..... **Bradley Notes**  
9..... **Coaching Notes**  
10..... **Offensive Notes**  
    10-11..... Blake Bortles  
    11-12..... Allen Robinson  
    12-13..... Allen Hurns  
    13 ..... Julius Thomas  
    13 ..... Arrelious Benn  
14..... **Defensive Notes**  
    14 ..... Paul Posluszny  
    14-15..... Telvin Smith  
    15 ..... Malik Jackson  
    15 ..... Tashaun Gipson  
    15 ..... Johnathan Cyprien  
    16 ..... Yannick Ngakoue  
    16 ..... Tyson Alualu  
    16 ..... Jarrod Wilson  
17..... **Special Teams**  
    17 ..... Jason Myers  
    17 ..... Brad Nortman  
    17 ..... Rashad Greene Sr.  
18..... **Last Time It Happened**  
20..... **Jaguars 2016 Report**  
22..... **Bills 2016 Report**

## **Back Portion of Release**

Roster Information  
2016 Statistics  
Player Bios  
Game Summaries  
Year-by-Year Statistics  
Jaguars Record Book  
League Statistics





# JACKSONVILLE JAGUARS

ONE EVERBANK FIELD DRIVE | JACKSONVILLE, FL | 32202



# WEEKLY GAME RELEASE

WWW.JAGUARS.COM | (904) 633-6000 | @JAGUARS

FOR IMMEDIATE RELEASE

TUESDAY, NOV. 22, 2016



## JACKSONVILLE JAGUARS (2-8) AT BUFFALO BILLS (5-5)

SUNDAY, NOV. 27, 2016 • 1:00 P.M. EST • NEW ERA FIELD (71,608)



Tad Dickman - Sr. Manager, Public Relations • Amanda Holt - Business Public Relations Strategy Manager • Alex Brooks - Public Relations Coordinator  
Andy Esworthy - Public Relations Assistant • Gaby Moran - Public Relations Assistant • Dan Edwards - Senior Vice President, Communications

### THE OVERVIEW

The Jacksonville Jaguars (2-8) travel to Western New York to face the Buffalo Bills (5-5) on Sunday, Nov. 27 at 1:00 p.m. EST at New Era Field. The Jaguars have faced the Bills 13 times in the regular season, with Buffalo leading the series, 7-6. In their last meeting, the Jaguars defeated the Bills at London's Wembley Stadium, 34-31, in Week 7 of the 2015 regular season. The Jaguars have a 3-3 record when facing the Bills on the road and the last time the two teams squared off in New York was when Buffalo defeated Jacksonville, 34-18, on Dec. 2, 2012.

### DEFENSE DOMINATES DETROIT

In Week 11 at Detroit, the Jacksonville Jaguars defense forced four consecutive three-and-outs on Detroit's offense in the first half, marking the first time this season and the first time since Week 12 of the 2013 season (at Houston) that Jacksonville's defense has forced four consecutive three-and-outs on its opponent.

Jacksonville defense gained only 14 yards rushing vs. Detroit, tying for the second-fewest rushing yards the Jaguars have allowed in franchise history.

#### JAGUARS FEWEST RUSHING YARDS ALLOWED IN A GAME

Date	Opponent	Rush Yds. Allowed
Oct. 7, 2007	Kansas City	10
Nov. 11, 2016	Detroit	14
Nov. 17, 2013	Arizona	14
Nov. 6, 2006	New York Giants	25
Sept. 18, 2006	Pittsburgh	26

### RECORD-SETTING ROBINSON

Jaguars third-year WR **Allen Robinson** leads the team with six TD receptions in 2016 and enters Week 12 at Buffalo with a TD reception in three consecutive games. Robinson joins Indianapolis' **Donte Moncrief** and San Diego's **Antonio Gates** as the only AFC players that have caught a TD pass in three consecutive games.

After catching two TDs as a rookie in 2014 and an NFL-high 14 TDs in 2015, Robinson has now registered 22 receiving TDs through 36 career games. Over the past 25 seasons in the NFL, Robinson (22 receiving TDs) joins **Randy Moss** (32; 1998-2000), **Odell Beckham Jr.** (31; 2014-16), **Rob Gronkowski** (30; 2010-12); **Julius Thomas** (24; 2011-14) and **Victor Cruz** (22; 2010-13) as the only players since 1991 to register 22 or more receiving TDs through their first 36 career games. Robinson is already making history for Jacksonville, as his 22 career TD receptions are the most by a Jaguars player in his first three seasons.

### UNIQUE YANNICK

Rookie DE **Yannick Ngakoue** registered a sack on Lions QB **Matthew Stafford** in Sunday's game at Detroit. It marked Ngakoue's fifth sack of the season and first since Week 6 at Chicago. Ngakoue is tied with Chicago's **Leonard Floyd** for the most sacks in the NFL by a rookie in 2016. Washington's **Preston Smith** led all rookies in sacks in 2015 with 8.0. Ngakoue also joins former Jaguars DT **John Henderson** (6.0 sacks in 2002) as the only players in franchise history to register 5.0-plus sacks through their first 10 career games.

### ON THE CALL

**TV BROADCAST INFORMATION:** This week's game will be broadcast regionally on CBS and locally on WJAX 47. **Andrew Catalon** will handle the play-by-play duties with **Steve Tasker** and **Steve Beuerlein** providing analysis for the second consecutive game.

**LOCAL RADIO BROADCAST INFORMATION:** WJXL 1010-AM/92.5-FM continues as the team's radio broadcast partner in 2016, along with simulcast partner WGNE 99.9-FM. Jaguars radio broadcasts feature play-by-play announcer **Frank Frangie** joining former Jaguars **Jeff Lageman** and **Tony Boselli** in the booth, with **Rick Ballou** reporting from the sidelines. Jaguars.com reporter **J.P. Shadrick** co-hosts game day studio coverage alongside **Mike Dempsey** for the Jaguars radio network. The Publix tailgate show starts the gameday broadcast three hours prior to kickoff.

### MEDIA SCHEDULE

#### Wednesday, Nov. 23

11:55 a.m. .... QB **Blake Bortles** available in TV studio  
 12:00-12:45 p.m. .... Locker room open for interviews  
 12:45 p.m. .... DC **Todd Wash** available in TV studio  
 1:15-1:40 p.m. .... Practice open to media  
 3:20 p.m. .... OC **Nathaniel Hackett** available in TV studio  
 3:25 p.m. .... Head Coach **Gus Bradley** available in TV studio

#### WEDNESDAY CONFERENCE CALLS

Bills: HC **Rex Ryan** at 2:45 p.m., QB **Tyrod Taylor** at 3:00 p.m.  
Jaguars: HC **Gus Bradley** at 10:30 a.m., QB **Blake Bortles** at 3:20 p.m.

#### Thursday, Nov. 24

(Thanksgiving -- No media availability)

#### Friday, Nov. 25

10:00-10:20 a.m. .... Practice open to media  
 11:05 a.m. .... Head Coach **Gus Bradley** available in TV studio  
 11:10-12:00 p.m. .... Locker room open for interviews

#### Saturday, Nov. 26

(Travel day -- No media availability)

#### Sunday, Nov. 27

1:00 p.m. .... Kickoff vs. Buffalo Bills

### JAGUARS MEDIA

The Jaguars Public Relations department utilizes Jaguars.com/media to keep the media up-to-date with relevant materials. At this site, you will find press releases, weekly game releases, transcripts, updated player biographies, results, game books, as well as the 2016 Jaguars media guide. For a PDF version of the media guide, please visit: <http://prod.static.jaguars.clubs.nfl.com/assets/PDFs/MediaGuide/Jacksonville-Jaguars2016MediaGuide.pdf>

To be added to the Jaguars distribution list, please email **Gaby Moran** ([morang@nfl.jaguars.com](mailto:morang@nfl.jaguars.com)).

### DIVISION STANDINGS

Team	W	L	T	PF	PA	Home	Road	Div	Conf	Streak
Texans	6	4	0	181	215	5-0	1-4	3-0	4-3	1L
Colts	5	5	0	263	273	3-2	2-3	2-2	3-4	2W
Titans	5	6	0	281	275	3-3	2-3	1-3	3-5	1L
Jaguars	2	8	0	193	265	1-4	1-4	1-2	1-6	5L



# MEDIA INFORMATION



## 2016 SCHEDULE (2-8)

Date	Opponent	Time/Result
Sun. Sept. 11	<b>GREEN BAY PACKERS</b>	L, 27-23
Sun. Sept. 18	at San Diego Chargers	L, 38-14
Sun. Sept. 25	<b>BALTIMORE RAVENS</b>	L, 19-17
Sun. Oct. 2	<b>INDIANAPOLIS COLTS</b>	W, 30-27
Sun. Oct. 9	BYE WEEK	
Sun. Oct. 16	at Chicago Bears	W, 17-16
Sun. Oct. 23	<b>OAKLAND RAIDERS</b>	L, 33-16
Thur. Oct. 27	at Tennessee Titans	L, 36-22
Sun. Nov. 6	at Kansas City Chiefs	L, 19-14
Sun. Nov. 13	<b>HOUSTON TEXANS</b>	L, 21-24
Sun. Nov. 20	at Detroit Lions	L, 26-19
Sun. Nov. 27	at Buffalo Bills	1:00 p.m. (CBS)
Sun. Dec. 4	<b>DENVER BRONCOS</b>	1:00 p.m. (CBS)
Sun. Dec. 11	<b>MINNESOTA VIKINGS</b>	1:00 p.m. (FOX)
Sun. Dec. 18	at Houston Texans	1:00 p.m. (CBS)
Sat. Dec. 24	<b>TENNESSEE TITANS</b>	1:00 p.m. (CBS)
Sun. Jan. 1	at Indianapolis Colts	1:00 p.m. (CBS)

All Game Times Eastern • Bold games: HOME



## NFL SCHEDULE

### Week 12 Thursday, November 24

Minnesota at Detroit	12:30 PM
Washington at Dallas	4:30 PM
Pittsburgh at Indianapolis	8:30 PM

### Sunday, November 27

Arizona at Atlanta	1:00 PM
Cincinnati at Baltimore	1:00 PM
<b>Jacksonville at Buffalo</b>	<b>1:00 PM</b>
Tennessee at Chicago	1:00 PM
New York Giants at Cleveland	1:00 PM
San Diego at Houston	1:00 PM
San Francisco at Miami	1:00 PM
Los Angeles at New Orleans	1:00 PM
Seattle at Tampa Bay	4:05 PM
Kansas City at Denver	4:25 PM
Carolina at Oakland	4:25 PM
New England at New York Jets	8:30 PM

### Monday, November 28

Green Bay at Philadelphia	8:30 PM
---------------------------	---------

All Game Times Eastern



## PRONUNCIATION GUIDE

Tyson Alualu	AH-loo AH-loo
Prince Amukamara	ah-MOO-kah-MAR-uh
A.J. Cann	CAN
Johnathan Cyprien	SIP-ree-en
Tashaun Gipson	tuh-SHAWN
Davon House	duh-VON
Abry Jones	A-bree
Yannick Ngakoue	yah-NEEK in-GAH-kway
Jared Odrick	ODD-rick
Jermey Parnell	Jeremy
Paul Posluszny	puz-LUZ-nee
Jeremiah Poutasi	po-tah-cee
Hayes Pullard III	puh-LARD
Robert Saleh	SAHL-uh
Dan Skuta	SKOO-tuh
Jarrod Wilson	Jared



## RADIO AFFILIATES (17)

### WJXL 1010 AM/92.5 FM Jacksonville (flagship)

Station	City	AM/FM	Station	City	AM/FM
WGNE	Jacksonville	99.9 FM	WIXC	Melbourne	1060 AM
WFOY	St. Augustine	102.1 FM	WBAW	Savannah, GA	1400 AM
WRUF	Gainesville	850 AM	WHFX	Brunswick, GA	107.7 FM
WHOG	Daytona Beach	95.7 FM	WIFO	Jesup, GA	105.5 FM
WDBO	Orlando	96.5 FM	WJEM	Valdosta, GA	1150 AM
WJHC	Jasper	107.5 FM	WKBX	Kingsland, GA	106.3 FM
WGLF	Tallahassee	104 FM	WZBX	Statesboro, GA	106.5 FM
WNZF	Palm Coast	1550 AM	WAYX	Waycross, GA	96.3 FM



## TV AFFILIATES (12)

### WJXT4 Jacksonville (flagship)

Station	City	Station	City
WSAV	Savannah, GA	WTAT	Charleston, S.C.
WJTC	Mobile, AL	WTVM	Columbus, GA
WJHG	Panama City	WNBW	Gainesville
WTVY	Dothan, AL	WIYC	Montgomery, AL
WCTV	Tallahassee	WKMG	Orlando
WSWG	Albany, GA		



## 2016 WEEKLY BROADCAST LINEUP



DAY	SHOW NAME	SHOW HOSTS	TIME	STATION
Monday	Jaguars Monday presented by Kangaroo	J.P. Shadrick, Tony Boselli, Pete Prisco	6-8 p.m.	1010 XL, 92.5, 99.9
	Jaguars All Access	Sam Kouvaris, Jeff Lageman, Malik Jackson	7-7:30 p.m.	WJXT-TV
Wednesday	Jaguars Live		8-8:30 p.m.	WJXT-TV
Saturday Game day	Jaguars Weekend		10:30-11 p.m.	WJXT-TV
	Publix Tailgate Show	J.P. Shadrick, Mike Dempsey, others	3 hours before game	1010 XL, 92.5, 99.9
	Countdown to Kickoff	J.P. Shadrick, Mike Dempsey, others	1 hour before game	1010 XL, 92.5, 99.9
	Jaguars Game Day	Frank Frangie, Jeff Lageman, Tony Boselli, Rick Ballou		1010 XL, 92.5, 99.9
	Jaguars Postgame	J.P. Shadrick, Mike Dempsey, Jeff Lageman, Fred Taylor	Postgame	1010 XL, 92.5, 99.9
	Scoreboard Show	J.P. Shadrick, Mike Dempsey	1 hour after game ends	1010 XL, 92.5, 99.9



# GAME NOTES

## BY THE NUMBERS

**2,515**

Since 2014, WR **Allen Robinson** has 2,515 career receiving yards, which ranks fifth on the Jaguars all-time list for receiving yards. Robinson surpassed **Kyle Brady** (2,500) with 18 receiving yards against Detroit last Sunday.

**97**

LB **Paul Posluszny** has produced 97 games with seven-or-more tackles, tied for most such games in the NFL since 2007 with IND's **D'Qwell Jackson**.

**52**

K **Jason Myers** converted a 52-yard FG in the third quarter against the Lions. After converting a 54-yard FG in Week 10, this marks Myers' second consecutive game with 50-plus yard FGs.

**10**

With two passing TDs in Week 11, third-year QB **Blake Bortles** has thrown multiple TD passes in four consecutive games, marking the fourth-longest active streak in the NFL. Bortles trails TEN's **Marcus Mariota** (seven), G.B.'s **Aaron Rodgers** (five) and DAL's **Dak Prescott** (five).

**3**

In Week 11 at Detroit, the Jaguars defense allowed only three rushing yards in the first half, marking the fewest rushing yards allowed in the first half since Week 15 of 2000 (-4 rushing yards) vs. Arizona.

## JAGUARS MILESTONES

S **Tashaun Gipson** needs one INT to register his fourth consecutive season with multiple INTs. Below is a look at other Jaguars milestones on the horizon:

- QB **Blake Bortles** (9,595) needs 41 passing yards to reach 10,000 career passing yards and become the fastest QB in franchise history to reach 10,000 passing yards.
- OL **Kelvin Beachum** needs to start against Buffalo to reach 50 career starts.
- DT **Malik Jackson** needs 0.5 sacks to mark his fourth consecutive season with 3.0-plus sacks. Jackson set a career-high in 2013 when he registered 6.0 sacks.
- WR **Marqise Lee** has registered 50-plus receiving yards in five of his past six games entering Week 12 at Buffalo. Lee registered 50-plus receiving yards five times over his first 23 appearances from 2014-15.
- DE **Yannick Ngakoue** needs 2.0 sacks to tie **Tony Brackens'** franchise rookie sack record (7.0) that was set in 1995. With one sack against Buffalo, Ngakoue would join **John Henderson** (2002) as the only rookies in franchise history to register 6.0 sacks through 11 career games.
- With a made 50-plus-yard FG against Buffalo, K **Jason Myers** will have made a 50-plus-yard FG in three consecutive games, which would tie for the fourth-longest such streak in franchise history.
- WR **Allen Robinson** needs one TD reception against Buffalo to register his fourth consecutive game with a TD reception, which would tie for the third-longest streak in franchise history.
- OLB **Telvin Smith** and MLB **Paul Posluszny** need at least five tackles each on Sunday against Buffalo to extend their consecutive games with five-plus tackles to 31 games (Smith) and 26 games (Posluszny).

## 2016 NFL STANDINGS

### AFC East

Team	W	L	T	PF	PA	Home	Road	Div	Conf	Streak
Patriots	8	2	0	271	180	3-2	5-0	2-1	6-1	1W
Dolphins	6	4	0	218	216	4-1	2-3	2-1	5-3	5W
<b>Bills</b>	<b>5</b>	<b>5</b>	<b>0</b>	<b>253</b>	<b>215</b>	<b>2-2</b>	<b>3-3</b>	<b>1-3</b>	<b>2-4</b>	<b>1W</b>
Jets	3	7	0	179	244	1-3	2-4	1-1	3-4	2L

### AFC North

Team	W	L	T	PF	PA	Home	Road	Div	Conf	Streak
Ravens	5	5	0	199	187	3-2	2-3	3-0	5-2	1L
Steelers	5	5	0	238	215	3-2	2-3	2-1	4-3	1W
Bengals	3	6	1	199	226	2-2-1	1-4	1-1	3-4	2L
Browns	0	11	0	184	325	0-5	0-6	0-4	0-8	11L

### AFC South

Team	W	L	T	PF	PA	Home	Road	Div	Conf	Streak
Texans	6	4	0	181	215	5-0	1-4	3-0	4-3	1L
Colts	5	5	0	263	273	3-2	2-3	2-2	3-4	2W
Titans	5	6	0	281	275	3-3	2-3	1-3	3-5	1L
<b>Jaguars</b>	<b>2</b>	<b>8</b>	<b>0</b>	<b>193</b>	<b>265</b>	<b>1-4</b>	<b>1-4</b>	<b>1-2</b>	<b>1-6</b>	<b>5L</b>

### AFC West

Team	W	L	T	PF	PA	Home	Road	Div	Conf	Streak
Raiders	8	2	0	272	243	3-2	5-0	2-1	6-1	4W
Broncos	7	3	0	239	189	4-1	3-2	1-2	4-2	1W
Chiefs	7	3	0	222	187	4-1	3-2	2-0	5-2	1L
Chargers	4	6	0	292	278	3-2	1-4	1-3	3-5	1L

### NFC East

Team	W	L	T	PF	PA	Home	Road	Div	Conf	Streak
Cowboys	9	1	0	285	187	4-1	5-0	2-1	5-1	9W
Giants	7	3	0	204	200	5-1	2-2	2-1	5-3	5W
Redskins	6	3	1	254	233	4-2	2-1-1	2-1	4-2	2W
Eagles	5	5	0	241	186	4-0	1-5	0-3	3-5	1L

### NFC North

Team	W	L	T	PF	PA	Home	Road	Div	Conf	Streak
Lions	6	4	0	231	225	4-1	2-3	1-2	4-2	2W
Vikings	6	4	0	205	176	4-1	2-3	1-2	4-4	1W
Packers	4	6	0	247	276	3-2	1-4	2-1	3-4	4L
Bears	2	8	0	157	237	2-2	0-6	2-1	2-5	2L

### NFC South

Team	W	L	T	PF	PA	Home	Road	Div	Conf	Streak
Falcons	6	4	0	320	283	2-2	4-2	3-1	4-3	1L
Buccaneers	5	5	0	235	259	1-4	4-1	2-1	4-3	2W
Saints	4	6	0	285	286	2-3	2-3	1-2	3-3	2L
Panthers	4	6	0	244	246	3-3	1-3	1-3	4-4	1W

### NFC West

Team	W	L	T	PF	PA	Home	Road	Div	Conf	Streak
Seahawks	7	2	1	219	173	5-0	2-2-1	1-1-13-2-1		3W
Cardinals	4	5	1	226	190	3-2-1	1-3	2-1-13-3-1		1L
Rams	4	6	0	149	187	1-4	3-2	2-1	3-4	1L
49ers	1	9	0	204	313	1-5	0-4	1-3	1-7	9L

## 2016 TEAM CAPTAINS

Third-year QB **Blake Bortles**, who set multiple franchise records in 2015, will serve as the team's offensive captain for the second consecutive season. On defense, 10th-year LB **Paul Posluszny**, who has amassed 1,287 tackles in 123 games (all starts), serves as Jacksonville's defensive captain for the third consecutive season. For the special teams unit, LS **Carson Tinker** serves as the captain for the first time in his career. Tinker has played in all 59 games to begin his career.



# GAME NOTES

## 2016 ROSTER FACTS

**Oldest Jaguars Player:** Chad Henne, 31, 7/2/85

**Youngest Jaguars Player:** Myles Jack, 21, 9/3/95

**Heaviest Jaguars Player:** Jermei Parnell, 323

**Lightest Jaguars Player:** Peyton Thompson, 189

**Tallest Jaguars Player:** Brandon Linder, Bryce Harris & Jermei Parnell, 6-6

**Shortest Jaguars Player:** Jason Myers & Josh Johnson, 5-10

**Coaches who played football professionally:** Doug Marrone (assistant head coach-offense & offensive line coach), Ron Middleton (tight ends coach/ assistant special teams coach), Tom Myslinski (strength and conditioning coordinator), Cedric Scott (assistant strength and conditioning coach), DeWayne Walker (defensive backs coach)

**Most seasons with the Jaguars:** Tyson Alualu, 7th season

**Most NFL Seasons:** Paul Posluszny, 10th season

**College with the most Jaguars:** Penn State, 4 – WR Allen Robinson, Paul Posluszny, DL Jared Odrick, DT Jordan Hill; Michigan, 3 – QB Chad Henne, RB Denard Robinson, S Jarrod Wilson; Florida State, 3 – CB Jalen Ramsey, LB Telvin Smith, WR Rashad Greene Sr.

**Former 1st round picks:** 6 – DE Tyson Alualu (2010 – Jaguars), DL Jared Odrick (2010 – Dolphins), CB Prince Amukamara (2011 – Giants), QB Blake Bortles (Jaguars - 2014), Dante Fowler Jr. (Jaguars - 2015), CB Jalen Ramsey (2016 – Jaguars)

**Players with Super Bowl rings:** 4 – CB Prince Amukamara, LB Arthur Brown, DL Malik Jackson, WR Bryan Walters

## JAGUARS/BILLS REG. SEASON SERIES BREAKDOWN

<b>Series Meetings:</b>	13
<b>Jaguars' Record:</b>	6-7 (Home: 3-4/ Away 3-3)
<b>First Game:</b>	JAX 20, at BUF 14 (12/14/97)
<b>Last Game:</b>	at JAX 34, BUF 31 (10/25/15, London)
<b>Current Streak:</b>	1 Win
<b>Longest JAX Win Streak:</b>	2(11/22/09 – 10/10/10)
<b>Longest BUF Win Streak:</b>	3(10/18/98 – 09/14/03)
<b>Last JAX Home Win:</b>	(10/25/15, London): JAX 34, BUF 31
<b>Last JAX Home Loss:</b>	(12/15/13): BUF 27, at JAX 20
<b>Last JAX Road Win:</b>	(10/10/10): JAX 36, at BUF 26
<b>Last JAX Road Loss:</b>	(12/02/12) at BUF 34, JAX 18
<b>JAX Shutouts:</b>	None
<b>BUF Shutouts:</b>	None
<b>Most JAX points:</b>	36, (10/10/00): at BUF 26, JAX 36
<b>Most BUF points:</b>	38, (9/14/03): at JAX 17, BUF 38
<b>Total JAX points:</b>	308
<b>Total BUF points:</b>	313
<b>Average JAX points:</b>	22.0
<b>Average BUF points:</b>	22.3
<b>Largest JAX Win:</b>	22, (11/25/07): at JAX 36, BUF 14
<b>Largest BUF Win:</b>	21, (9/14/03): at JAX 17, BUF 38
<b>Most Pts., Both Teams:</b>	65, (10/25/15, London): at JAX 34, BUF 31
<b>Fewest Pts., Both Teams:</b>	23, (9/12/04): at BUF 10, JAX 13

## JAGUARS/BILLS 2016 TEAM COMPARISONS

\*All based on NFL Rankings

	Jaguars	Bills
<b>Record</b>	2-8	5-5
<b>Division Standing</b>	4th (AFCS)	3rd (AFCE)
<b>Turnover Margin</b>	-15 (32nd)	+8 (4th)
<b>Offense</b>		
<b>Yds Per Game</b>	337.5 (21st)	343.5 (18th)
<b>Yds Per Play</b>	5.18 (25th)	5.5 (15th)
<b>Points Per Game</b>	19.3 (27th)	25.3 (10th)
<b>Possession Average</b>	28:23 (27th)	29:32 (21st)
<b>Rushing Yds Per Game</b>	87.6 (26th)	157.8 (1st)
<b>Passing Yds Per Game</b>	249.9 (17th)	185.7 (32nd)
<b>Had Intercepted</b>	13	4
<b>Sacks Allowed/Yards</b>	21/124	26/123
<b>Fumbles/Lost</b>	16/9	11/2
<b>Third Down Pct.</b>	34.6% (28th)	38.9% (17th)
<b>Red Zone TD Pct.</b>	60.0% (12th)	63.3% (7th)
<b>Give-Aways</b>	22	6
<b>Defense</b>		
<b>Yds Per Game</b>	322.6(7th)	346.0 (12th)
<b>Yds Per Play</b>	4.97 (6th)	5.49 (14th)
<b>Points Per Game</b>	26.5 (25th)	21.5 (12th)
<b>Rushing Yds Per Game</b>	113.0 (23rd)	107.3 (20th)
<b>Passing Yds Per Game</b>	209.6 (5th)	238.7 (11th)
<b>Interceptions</b>	3	8
<b>Sacks/Yards</b>	19/117	31/203
<b>Opponents Fumbles/Lost</b>	11/4	18/6
<b>Third Down Pct.</b>	42.0% (24th)	40.2% (19th)
<b>Red Zone TD Pct.</b>	51.4% (9th)	65.1% (14th)
<b>Take-Aways</b>	7	14
<b>Special Teams</b>		
<b>Punt-Average Yds (Gross)</b>	46.5	42.1
<b>Punt-Average Yds (Net)</b>	38.6	38.6
<b>Punt Returns-Avg. Per</b>	6.1	9.9
<b>Punt Returns-Avg. Per Allowed</b>	13.7	5.8
<b>Kickoff Returns-Avg. Per</b>	22.4	21.6
<b>Kickoff Returns-Avg. Per Allowed</b>	17.6	20.9
<b>Field Goals Made/Attempts</b>	14/18	14/18
<b>Penalties</b>		
<b>Penalties Against/Yds</b>	79/749	81/733
<b>Opp. Penalties Against/Yd</b>	68/637	79/633

## JAGUARS-BILLS CONNECTIONS

### Bills/Jaguars Coaching Connections

Assistant head coach/running backs **Anthony Lynn** spent two seasons (2003- 2004) as the Jaguars running backs coach... Senior offensive assistant **Chris Palmer** served as the offensive coordinator for the Jaguars for two seasons (1997-1998).

### Jaguars/Bills Coaching Connections

Assistant head coach-offense & offensive line coach **Doug Marrone** previously served as the head coach for the Buffalo Bills for two seasons (2013- 2014)... Offensive coordinator **Nathaniel Hackett** spent two seasons (2013-2014) as the offensive coordinator for the Buffalo Bills before joining the Jaguars... Defensive assistant **Monte Kiffin** served as the linebackers coach for two seasons (1984-1985) for the Buffalo Bills.

### Player Connections

Bills DE **Leger Douzable** played for the Jaguars for two seasons (2010-11) and played 31 games, including 46 tackles and 1.0 sack... Jaguars LB **Paul Posluszny** was originally drafted by the Bills in the second round (34th overall) of the 2007 NFL Draft and played four seasons (2007-2010).

# 2016 TEAM COMPARISON

## JACKSONVILLE JAGUARS

## BILLS

STATISTIC	JAX	OPP
<b>TOTAL FIRST DOWNS</b>	207	192
Rushing	38	64
Passing	143	104
Penalty	26	24
3rd Down: Made/Att	46/133	63/150
3rd Down Pct.	34.6%	42.0%
4th Down: Made/Att	5/11	4/8
4th Down Pct.	45.5%	50.0%
<b>POSSESSION AVG.</b>	28:23	31:37
<b>TOTAL NET YARDS</b>	3,375	3,226
Avg. Per Game	337.3	322.6
Total Plays	651	649
Avg. Per Play	5.2	5.0
<b>NET YARDS RUSHING</b>	876	1,130
Avg. Per Game	87.6	113.0
Total Rushes	215	287
<b>NET YARDS PASSING</b>	2,499	2,096
Avg. Per Game	249.9	209.6
Sacked/Yards Lost	21/124	19/117
Gross Yards	2,623	2,213
Attempts/Completions	415/250	343/223
Completion Pct.	60.2%	65.0%
Had Intercepted	13	3
<b>PUNTS/AVERAGE</b>	46/46.5	47/47.2
<b>NET PUNTING AVG.</b>	38.6	43.4
<b>PENALTIES/YARDS</b>	79/749	68/637
<b>FUMBLES/BALL LOST</b>	16/9	11/4
<b>TOUCHDOWNS</b>	19	27
Rushing	3	10
Passing	16	14
Returns	0	3

STATISTIC	BUF	OPP
<b>TOTAL FIRST DOWNS</b>	202	214
Rushing	88	64
Passing	93	124
Penalty	21	26
3rd Down: Made/Att	51/131	51/127
3rd Down Pct.	38.9%	40.2%
4th Down: Made/Att	6/10	2/9
4th Down Pct.	60.0%	22.2%
<b>POSSESSION AVG.</b>	29:32	30:28
<b>TOTAL NET YARDS</b>	3,425	3,460
Avg. Per Game	343.5	346.0
Total Plays	625	630
Avg. Per Play	5.5	5.5
<b>NET YARDS RUSHING</b>	1,578	1,073
Avg. Per Game	157.8	107.3
Total Rushes	298	268
<b>NET YARDS PASSING</b>	1,578	2,387
Avg. Per Game	157.8	238.7
Sacked/Yards Lost	26/123	31/203
Gross Yards	1,980	2,590
Attempts/Completions	301/183	331/204
Completion Pct.	60.8%	61.6%
Had Intercepted	4	8
<b>PUNTS/AVERAGE</b>	46/42.1	42/42.1
<b>NET PUNTING AVG.</b>	38.6	36.9
<b>PENALTIES/YARDS</b>	81/733	79/633
<b>FUMBLES/BALL LOST</b>	11/2	18/6
<b>TOUCHDOWNS</b>	30	23
Rushing	17	12
Passing	10	11
Returns	3	0

2016 OFFENSIVE LEADERS		
Category	Player	Total
Scoring	Jason Myers	63
Pass Completions	Blake Bortles	250
Pass Attempts	Blake Bortles	415
Completion Pct.	Blake Bortles	60.2%
Passing Yards	Blake Bortles	2,623
Passing TDs	Blake Bortles	18
Passing INTs	Blake Bortles	13
Passer Rating	Blake Bortles	80.0
Yards Per Attempt	Blake Bortles	6.3
Rushes	Chris Ivory	84
Rushing Yards	Chris Ivory	306
Rushing Avg.	Ivory, Yeldon	3.6
Rushing TDs	Three players	1
Receptions	Allen Robinson	51
Receiving Yards	Allen Robinson	567
Reception Avg.	Allen Hurns	13.7
Receiving TDs	Allen Robinson	6

2016 OFFENSIVE LEADERS		
Category	Player	Total
Scoring	Dan Carpenter	67
Pass Completions	Tyrod Taylor	181
Pass Attempts	Tyrod Taylor	295
Completion Pct.	Tyrod Taylor	1,935
Passing Yards	Tyrod Taylor	61.4%
Passing TDs	Tyrod Taylor	10
Passing INTs	Tyrod Taylor	4
Passer Rating	Tyrod Taylor	86.2
Yards Per Attempt	Tyrod Taylor	6.6
Rushes	LeSean McCoy	138
Rushing Yards	LeSean McCoy	716
Rushing Avg.	LeSean McCoy	716
Rushing TDs	LeSean McCoy	7
Receptions	Robert Woods	42
Receiving Yards	Robert Woods	493
Reception Avg.	Robert Woods	11.7
Receiving TDs	Marquise Goodwin	3



# SERIES HISTORY



JACKSONVILLE JAGUARS 34, BUFFALO BILLS 31  
Oct. 25, 2015 • Wembley Stadium • London, England



	1	2	3	4	OT	TOTAL	FG (MADE) & MISSED
JACKSONVILLE JAGUARS	0	27	0	7	---	34	
BUFFALO BILLS	3	10	0	18	---	31	Carpenter (31) (38) (26)

Before a crowd of 84,021 fans at London's Wembley Stadium in the NFL's first-ever live-stream event on Yahoo! Sports, Jacksonville defeated Buffalo, 34-31, in a dramatic come-from-behind victory. Bills K Dan Carpenter's 31-yard FG opened the scoring, as Buffalo held the Jaguars scoreless in the first quarter. Jacksonville then tallied an impressive 27 unanswered points in the second quarter, including 10-yard TD pass from QB Blake Bortles to WR Allen Robinson (7-3), a six-yard fumble return by DE Chris Clemons (14-3), a 26-yard INT return TD by LB Telvin Smith (21-3) and 28-yard rushing TD by rookie RB T. J. Yeldon (27-3). Before the half, the Bills added 10 points with a 16-yard TD pass from QB E.J. Manuel to WR Robert Woods to cap a 12-play, 85 yard offensive possession (5:39), as well as 38-yard FG by Carpenter to make a 27-13 score. Both defenses held the opposition scoreless in the third quarter, while the Bills' offense then erupted in the fourth quarter. Carpenter booted a 26-yard FG to make it 27-16, followed by a 58-yard TD pass from Manuel to WR Marcus Easley, pulling Buffalo within three points (27-24). Bills CB Corey Graham then intercepted Bortles and returned it 44 yards for a TD, putting Buffalo on top, 31-27. The Jaguars then captured the lead on an acrobatic by WR Allen Hurns on a 31-yard pass from Bortles with 2:16 remaining, leading Jacksonville to a 34-31 victory.

Team	Q	Time	Scoring Play	Drive
BUF	1	7:26	D. Carpenter 31 yd. Field Goal	7-43, 2:38
JAX	2	14:05	A. Robinson 10 yd. pass from B. Bortles (J. Myers kick)	7-73, 3:08
JAX	2	12:21	C. Clemons 6 yd. fumble return (J. Myers kick)	
JAX	2	12:14	T. Smith 26 yd. interception return (J. Myers kick)	
JAX	2	8:25	T. Yeldon 28 yd. run (kick failed, WR)	3-36, 1:30
BUF	2	2:46	R. Wood 16 yd. pass from E. Manuel (D. Carpenter kick)	12-85, 5:39
BUF	2	0:08	D. Carpenter 38 yd. Field Goal	7-30, 1:30
BUF	4	14:50	D. Carpenter 26 yd. Field Goal	14-91, 5:40
BUF	4	6:33	M. Easley 58 yd. pass from E. Manuel (L. McCoy run)	2-52, 0:42
BUF	4	5:21	C. Graham 44 yd. interception return (D. Carpenter kick)	
BUF	4	2:16	A. Hurns 31 yd. pass from B. Bortles (J. Myers kick)	7-84, 3:05

## TEAM STATS

	BUF	JAX
First Downs (Run-Pass-Pen)	26 (10-13-3)	17 (6-9-2)
Total Yards-Plays-Avg.	375-74-5.1	295-63-4.7
Rushing Yards-Attempts-Avg.	115-28-4.1	120-32-3.8
Net Yards Passing (Sacked-Yds)	260 (4-11)	175 (1-1)
Att-Comp-Int	42-24-2	29-13-1
Third Down Conversions (%)	3-12 (25%)	5-14 (36%)
Fourth Down Conversions (%)	0-1 (0%)	0-1 (0%)
Punts-Avg.	3-49.3	6-44.8
Fumbles-Lost	4-2	1-0
Penalties-Yards	10-87	10-66
Time of Possession	31:22	28:38

## INDIVIDUAL STATS

JAGUARS						BILLS											
RUSHING	ATT	YDS	AVG	LG	TD	RUSHING	ATT	YDS	AVG	LG	TD						
T. Yeldon	20	115	5.8	28	1	L. McCoy	18	68	3.8	17	0						
T. Gerhart	6	8	1.3	4	0	E. Manuel	8	38	4.8	12	0						
T. Alualu	1	0	0.0	0	0	D. Herron	2	9	4.5	5	0						
B. Bortles	5	-3	-0.6	1	0	<b>Total</b>	<b>28</b>	<b>115</b>	<b>4.1</b>	<b>17</b>	<b>0</b>						
<b>Total</b>	<b>32</b>	<b>120</b>	<b>3.8</b>	<b>28</b>	<b>1</b>												
PASSING	ATT	CMP	YDS	SK/YD	TD	LG	IN	RT	PASSING	ATT	CMP	YDS	SK/YD	TD	LG	IN	RT
B. Bortles	29	13	182	2/7	2	31	1	74.2	E. Manuel	42	24	298	4/38	2	58	2	75.3
<b>Total</b>	<b>29</b>	<b>13</b>	<b>182</b>	<b>2/7</b>	<b>2</b>	<b>31</b>	<b>1</b>	<b>74.2</b>	<b>Total</b>	<b>42</b>	<b>24</b>	<b>298</b>	<b>4/38</b>	<b>2</b>	<b>58</b>	<b>2</b>	<b>75.3</b>
RECEIVING	REC	YDS	AVG	LG	TD	RECEIVING	REC	YDS	AVG	LG	TD						
A. Robinson	6	98	16.3	58	2	R. Woods	9	84	9.3	16t	1						
A. Hurns	2	53	26.5	31t	1	C. Hogan	6	56	9.3	14	0						
M. Lewis	2	13	6.5	9	0	C. Clay	3	26	8.7	12	0						
T. Yeldon	1	9	9.0	9	0	L. McCoy	2	36	18.0	22	0						
B. Walters	1	5	5.0	5	0	C. Gragg	2	35	17.5	29	0						
J. Thomas	1	4	4.0	4	0	M. Easley	1	58	58.0	58t	1						
<b>Total</b>	<b>27</b>	<b>220</b>	<b>8.1</b>	<b>25</b>	<b>2</b>	D. Herron	1	3	3.0	3	0						

**INTERCEPTION:** 2 (T. Smith, P. Posluszny)

**SACKS:** 1.0 A. Colvin (-17 yds), A. Branch (-6 yds), T. Alualu (-9 yds), A. Jones (-6 yds)

**TACKLES (TOP 3):** T. Smith 9 (8 solo), J. Cyprien 7 (7 solo), P. Posluszny 7 (6 solo)

**INTERCEPTION:** 1 (C. Graham)

**SACKS:** 1.0 D. Williams (-2 yds), 1.0 M. Williams (-5 yds)

**TACKLES (TOP 3):** Graham 9 (8 solo), Williams 5 (4 solo), Darby 5 (3 solo), Bryant 5 (3 solo)

## JAGUARS ALL-TIME 300+ PASSING GAMES VS. BUFFALO

The Jaguars have posted one 300-yard passing games vs. the Bills in franchise history. The Jaguars have a 1-0 record in such games.

PLAYER	PERFORMANCE	DATE	RESULT
Mark Brunell	317 yards	Dec. 14, 1997, at Buffalo	W, 20-14

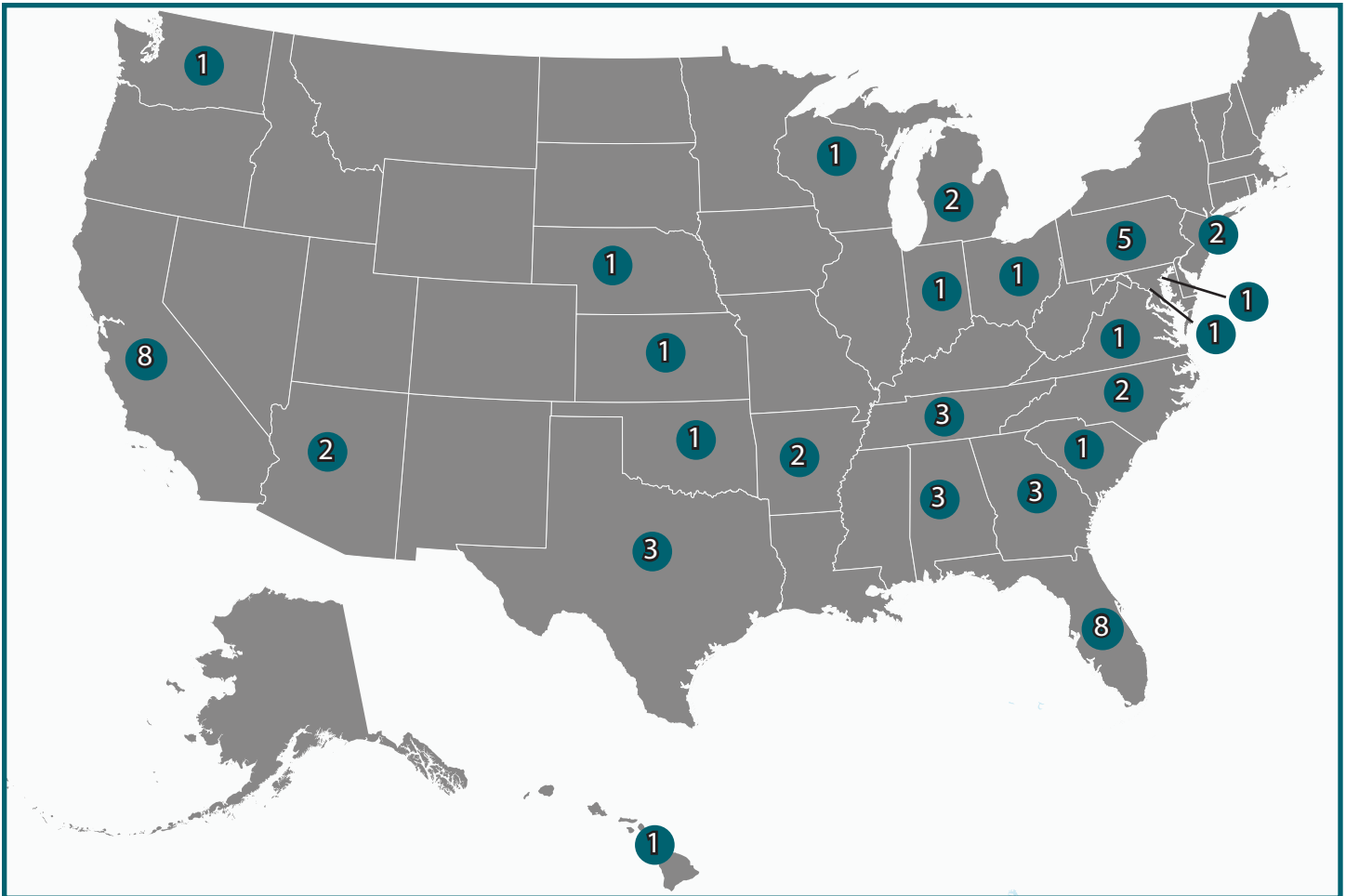
## JAGUARS ALL-TIME 100+ RUSHING GAMES VS. BUFFALO

The Jaguars have posted two 100-yard rushing games vs. the Lions in franchise history. The Jaguars have a 2-0 record in such games.

PLAYER	PERFORMANCE	DATE	RESULT
T.J. Yeldon	115 yards	Oct. 25, 2015, vs. Buffalo	W, 34-31
Jordan Todman	109 yards	Dec. 15, 2013, vs. Buffalo	L, 20-27
Fred Taylor	104 yards	Nov. 25, 2007, vs. Buffalo	W, 36-14
Fred Taylor	101 yards	Nov. 26, 2006, at Buffalo	L, 24-27

# HOMETOWN HEROES

The Jaguars players represent 23 states. Below is a breakdown.



## ALABAMA (3)

Corey Grant  
Sen'Derrick Marks  
T.J. Yeldon

## ARKANSAS (2)

Brandon Allen  
Jerme' Parnell

## ARIZONA (1)

Myles Jack

## CALIFORNIA (8)

Marqise Lee  
Peyton Thompson  
Davon House  
Hayes Pullard III  
Julius Thomas  
Malik Jackson  
Jason Myers  
Jeremiah Poutasi

## DISTRICT OF COLUMBIA (1)

Arrelious Benn

## FLORIDA (8)

Blake Bortles  
Denard Robinson  
Josh Johnson  
Johnathan Cyprien  
Dante Fowler Jr.  
Brandon Linder  
Allen Hurns  
Richard Ash

## GEORGIA (3)

Rashad Greene Sr.  
Abry Jones  
Telvin Smith

## HAWAII (1)

Tyson Alualu

## INDIANA (1)

Sheldon Day

## KANSAS (1)

Arthur Brown

## MARYLAND (1)

Yannick Ngakoue

## MASSACHUSETTS (1)

Prince Amukamara

## MICHIGAN (2)

Allen Robinson  
Dan Skuta

## NEBRASKA (1)

Chris Reed

## NEW JERSEY (1)

Neal Sterling

## NORTH CAROLINA (2)

Tyler Shatley  
Chris Smith

## OHIO (1)

Jarrod Wilson

## OKLAHOMA (1)

Aaron Colvin

## PENNSYLVANIA (5)

Chad Henne  
Paul Posluszny  
Jared Odrick  
Ben Koyack  
Jordan Hill

## SOUTH CAROLINA (1)

A.J. Cann

## TENNESSEE (2)

Jalen Ramsey  
Carson Tinker

## TEXAS (3)

Chris Ivory  
Tashaun Gipson  
Kelvin Beachum

## VIRGINIA (1)

Josh Wells

## WASHINGTON (1)

Bryan Walters

## WISCONSIN (1)

Brad Nortman



# BRADLEY NOTES

## BRADLEY'S BIO



**Gus Bradley** was named the fifth head coach in Jacksonville Jaguars history on Jan. 17, 2013, and has led the Jaguars to a 14-44 (.241) record in his four seasons at the helm. Bradley improved the offense from 31st in the NFL in 2014 to 18th in 2015, when the team finished 5-11 (0.313). The 24-year coaching veteran (10th NFL season) oversaw the NFL's youngest roster in 2014, (Jacksonville rookies combined for an NFL-leading 82 starts) finishing third in the AFC South at 3-13 (.188).

In 2013, Bradley's debut as head coach, the Jaguars posted a 4-12 (.250) record, also finishing third in the division standings. That season, Jacksonville saw 31 newcomers and rookies combine to make 44 starts, with 20 rookies or first-year players listed on the final 53-man roster. Six of the Jaguars' first eight games were against 2013 playoff teams and the club played seven games overall against postseason contenders, including both Super Bowl XLVIII participants (Denver and Seattle).

### BRADLEY'S SPLITS AS HEAD COACH (2013-16 seasons)

**Career Record:** 14-44 (.241)  
**at Home:** 9-20 (.310)\*  
**on Road:** 5-24 (.172)  
**vs. AFC:** 12-31 (.279)  
**vs. AFC South:** 7-14 (.333)  
**vs. NFC:** 2-13 (.133)

\* Includes 2-2 at Wembley Stadium

## SIGNATURE IMPACT

Following Head Coach **Gus Bradley's** "All About The Ball" philosophy, the Jaguars rank among the NFL's best in several defensive categories since the start of 2013.

### JAGUARS TEAM DEFENSIVE RANKINGS (2013-16 seasons)

Category	Total	NFL Rank
Defensive Sack-Fumbles.....	30	1
Def. Fumble Rec. TDs .....	5	1t
Def. Fumble Recoveries .....	37	11t
Forced Fumbles .....	54	14
Opponent Rushing Avg. ....	4.01	12



## JAX COACHING HISTORY

Name (Years)	W-L	W%
<b>Gus Bradley (2013-16)</b> .....	<b>14-44</b>	<b>.241</b>
Mike Mularkey (2012) .....	2-14	.125
Mel Tucker* (2011) .....	2-3	.400
Jack Del Rio (2003-11) .....	68-71	.489
Tom Coughlin (1995-2002) .....	68-60	.531

\* Tucker was interim head coach for last five games in 2011

## BRADLEY'S TIMELINE

Team	Position	Years
<b>Jacksonville Jaguars</b>	<b>Head Coach</b>	<b>2013-16</b>
Seattle Seahawks	Defensive Coordinator	2009-12
Tampa Bay Buccaneers	Linebackers Coach	2007-08
Tampa Bay Buccaneers	Defensive Quality Control	2006
North Dakota State	Asst. HC/Defensive Coordinator/LBs	2005
North Dakota State	Asst. Head Coach/Linebackers	2003-04
North Dakota State	Asst. HC/Defensive Coordinator/LBs	2000-02
North Dakota State	Defensive Coordinator/Linebackers	1997-99
North Dakota State	Linebackers Coach	1996
Fort Lewis College	Defensive Coordinator/Linebackers	1992-95
North Dakota State	Graduate Assistant	1990-91

## NFL BACKGROUND

**WITH THE SEAHAWKS (2009-12):** Bradley spent four seasons (2009-12) with the Seattle Seahawks as defensive coordinator and played a vital role in the club advancing to the postseason twice. The Seahawks posted an 11-5 mark in 2012, the third-best in franchise history, and advanced to the divisional round of the playoffs.

- Bradley developed the Seattle defense into one of the NFL's top units during his tenure. The Seahawks ranked sixth in the NFL in total defense (319.2 yards per game) from 2011-12, third in points per game (17.5), fifth in takeaways (62), first in opponents passer rating (73.2) and fifth in interceptions (40).

- Under Bradley's direction in 2012, the Seahawks led the NFL by allowing a franchise-record low 15.3 points per game despite playing with the third-youngest (25 years, 195 days) defensive starting unit in the league. The Seahawks allowed a franchise-low 306.2 yards per game which ranked fourth in the NFL, finishing 10th against the run (103.1) and sixth against the pass (203.1).

- Also in 2012, Seattle ranked in the top 10 in multiple categories. They were second in fewest TDs allowed in the second half (11), third in second half points allowed (119), fourth in opponent yards per rush attempt (3.79), fifth in turnover differential (+8), fifth in most takeaways (31) and seventh in points allowed per game (19.7).

- Bradley's group sent three players to the 2012 Pro Bowl, with S **Earl Thomas** voted as a starter. He was joined in Hawaii by fellow secondary mates, S **Kam Chancellor** and CB **Brandon Browner**. In Bradley's first year as defensive coordinator, the Seahawks posted two shutouts at home, their first time doing so since 1986.

**WITH THE BUCCANEERS (2006-08):** Bradley spent three years (2006-08) with the Tampa Bay Buccaneers under Defensive Coordinator **Monte Kiffin**, serving the last two as linebackers coach after joining the Bucs in 2006 as their defensive quality control coach. LB **Derrick Brooks** earned Pro Bowl appearances in 2007 and 2008 under Bradley's guidance.

# COACHING NOTES

## JAGUARS COACHING STAFF

Position	Name	Yrs w/JAX	NFL Exp.	Previous Position (Team, Years)
Head Coach	Gus Bradley	4	10 years	Defensive Coordinator (Seahawks, 2009-12)
Assistant to Head Coach	Tyler Wolf	4	4 years	Special Teams Coordinator (Tenn. Tech, 2011-12)
<b>OFFENSE:</b>				
Offensive Coordinator	Nathaniel Hackett	2	8 years	Quarterbacks Coach (Jaguars, 2015-16)
Asst. Head Coach-Offense/Offensive Line Coach	Doug Marrone	2	11 years	Head Coach (Bills, 2013-14)
Wide Receivers Coach	Jerry Sullivan	5	23 years	Wide Receivers Coach (49ers, 2005-10)
Assistant Wide Receivers Coach	Tony Sorrentino	4	4 years	Offensive Quality Control (Jaguars, 213-15)
Running Backs Coach	Kelly Skipper	2	10 years	Running Backs Coach (Raiders, 2009-14)
Tight Ends/Assistant Special Teams Coach	Ron Middleton	4	7 years	Special Teams Coordinator (Duke, 2008-12)
Offensive Coaches Associate	Chris O'Hara	3	3 years	Defensive Assistant (Miami, 2011-13)
Assistant Offensive Line Coach	John Benton	1	13 years	Offensive Line Coach (Miami, 2014-15)
Offensive Quality Control Coach	John Donovan	1	1 year	Offensive Coordinator/TEs (Penn State, 2014-15)
<b>DEFENSE:</b>				
Defensive Coordinator	Todd Wash	4	10 years	Def. Line/Run Game Coordinator (Jaguars, 2013-15)
Linebackers Coach	Robert Saleh	3	12 years	Defensive Quality Control Coach (Seattle, 2011-13)
Defensive Backs Coach	DeWayne Walker	4	11 years	Head Coach (New Mexico St., 2009-12)
Assistant Linebackers Coach	Scottie Hazelton	3	3 years	Defensive Coordinator (Nevada, 2013)
Defensive Assistant	Mike Rutenberg	4	7 years	Defensive Backs Coach (UNM, 2009-12)
Defensive Quality Control Coach	Dan Shamash	3	9 years	Quality Control to Head Coach (Tampa Bay, 2013)
Assistant Defensive Line Coach	Aaron Whitecotton	4	4 years	Assistant to the Defense (Jaguars, 2013-15)
Assistant Defensive Backs Coach	Daniel Bullocks	1	1 year	Assistant Coach/Cornerbacks (East. Michigan, 2015)
Defensive Assistant	Monte Kiffin	1	28 years	Asst. Head Coach/Defense (Dallas, 2014)
<b>SPECIAL TEAMS:</b>				
Special Teams Coordinator	Mike Mallory	4	9 years	Assistant Special Teams Coach (Saints, 2008-12)
Assistant Special Teams Coach	Matthew Smiley	4	4 years	Special Teams Coordinator (Charleston Southern, 2012)
<b>STRENGTH AND CONDITIONING:</b>				
Strength and Conditioning Coordinator	Tom Myslinski	5	9 years	Strength and Conditioning Coach (UNC, 2011)
Assistant Strength and Conditioning Coach	Cedric Scott	5	5 years	Strength Assistant (UNC, 2012)
Strength and Conditioning Associate	Alex Hampton	4	4 years	Assistant Director of Sport Science (FSU, 2012)
Strength and Conditioning Associate	Jess Langvardt	4	4 years	Assistant Strength Coach (Tulane, 2012)

## COMBINED EXPERIENCE

• The Jaguars coaching staff (26 coaches) has 475 years of coaching experience at the NFL (214) and collegiate (261) levels.

### JAGUARS COMBINED COACHING EXPERIENCE (NFL & COLLEGE)

Coach	Position	NFL	College	Total
Gus Bradley	Head Coach	10	16	26
Nathaniel Hackett	Offensive Coordinator	8	6	14
Todd Wash	Defensive Coordinator	10	11	21
Mike Mallory	Special Teams Coordinator	9	22	31
John Benton	Assistant Offensive Line	13	17	30
Daniel Bullocks	Assistant Defensive Backs	1	4	5
John Donovan	Offensive Quality Control Coach	1	19	20
Scottie Hazelton	Assistant Linebackers	3	18	21
Monte Kiffin	Defensive Assistant	28	21	49
Doug Marrone	Asst. Head Coach-Off./OL	11	9	21
Ron Middleton	TEs/Asst. Special Teams	7	13	20
Chris O'Hara	Offensive Associate	3	5	8
Mike Rutenberg	Defensive Assistant	7	7	14
Robert Saleh	Linebackers	12	4	16
Dan Shamash	Defensive Quality Control	9	1	10
Kelly Skipper	Running Backs	10	18	28
Matt Smiley	Assistant Special Teams	4	8	12
Tony Sorrentino	Off. Asst./Quality Control	4	6	10
Jerry Sullivan	Wide Receivers	23	21	44
DeWayne Walker	Defensive Backs	11	18	29
Aaron Whitecotton	Assistant Defensive Line	4	1	5
Tyler Wolf	Assistant to Head Coach	4	2	6
Tom Myslinski	Strength & Conditioning	9	4	13
Cedric Scott	Strength & Conditioning	5	4	9
Alex Hampton	Strength & Conditioning	4	1	5
Jess Langvardt	Strength & Conditioning	4	4	8

## JAGUARS IN LONDON

• On Aug. 21, 2012, the Jaguars made history by becoming the first NFL team to commit to playing four home games at London's historic Wembley Stadium. Jaguars Owner **Shad Khan**, along with NFL Commissioner **Roger Goodell**, declared that the Jaguars would play one game each season in the United Kingdom from 2013-16. The deal has been extended through 2020.

• The Jaguars defeated AFC South rival Indianapolis, 30-27, in a Week 4 matchup at Wembley Stadium, which was the team's first divisional matchup being played in the UK.

• Last season, Jacksonville defeated Buffalo, 34-31, in Week 7 at Wembley Stadium in London, marking the club's first-ever victory on foreign soil. Yahoo! Inc. served as the NFL's exclusive partner to deliver the first-ever live stream of an NFL game to a global audience across mobile devices for free.

### JAGUARS ALL-TIME RECORD IN LONDON (2013-16 seasons)

Date	Week	Opponent	Result	Attendance
10/2/16	4	Indianapolis Colts	W, 30-27	83,764
10/25/15	7	Buffalo Bills	W, 34-31	84,021
11/9/14	10	Dallas Cowboys	L, 17-31	83,603
10/27/13	8	San Francisco 49ers	L, 10-42	83,559

"Our four-year London initiative has been every bit as rewarding as we anticipated, certainly due in large part to the league's commitment to the UK and the world class experience that Wembley Stadium has provided the Jaguars, our fans and our partners," says Jaguars owner **Shad Khan**. "Our interest in extending our agreement to play a home game each season in London is nothing new."



# OFFENSIVE NOTES

## BLAKE THE BUILDER

In 2015, **Blake Bortles'** 35 passing TDs were the most in single-season in franchise history. Bortles, who was 23 last season, became the youngest QB in NFL history to record at least 4,000 passing yards, 35 passing TDs and 300 rushing yards in a single season.

For the first time in NFL history, five quarterbacks recorded at least 35 passing TDs in a single season in 2015. Bortles was one along with NE's **Tom Brady**, CAR's **Cam Newton**, NYG's **Eli Manning** and ARI's **Carson Palmer**.

### BLAKE BORTLES CAREER STATISTICS

	G/GS	ATT	CMP	YDS	SK/YD	TD	LG	IN	RT
2014	14/13	475	280	2,908	55/345	11	63t	17	69.5
2015	16/16	606	355	4,428	51/320	35	90t	18	88.2
2016	10/10	415	250	2,623	21/124	18	51t	13	80.0
Career	40/39	1,496	885	9,959	127/789	64	90t	48	80.0

*Single-Season Franchise Record*

## LETTING IT FLY

QB **Blake Bortles** has thrown for multiple TDs 18 times dating back to 2015, including three times in 2016, tied for the most in the NFL among active QBs. Bortles' 11 multi-TD games in 2015 were the most such games in Jaguars single-season history.

### MOST GAMES WITH MULTIPLE PASSING TOUCHDOWNS BY QBs, NFL, 2015-PRESENT

Rk.	Player (Team)	Gms	TDs
1.	<b>Blake Bortles (Jax.)</b>	18	46
	Tom Brady (N.E.)	18	50
	Aaron Rodgers (G.B.)	18	49
4.	Drew Brees (N.O.)	17	51
5.	Matthew Stafford (Det.)	16	44
	Philip Rivers (S.D.)	16	43
	Eli Manning (NYG)	16	47
	Derek Carr (Oak.)	16	45
9.	Marcus Mariota (Ten.)	15	41
	Carson Palmer (Ari.)	15	41

## 4 X 2

With two passing TDs against Detroit last Sunday, QB **Blake Bortles** has thrown for multiple TDs in four consecutive games, the fourth-longest active streak in the NFL.

### MOST ACTIVE CONSECUTIVE GAMES WITH MULTIPLE PASSING TOUCHDOWNS BY QBs, NFL

Rk.	Player (Team)	Gms	TDs
1.	Marcus Mariota (TEN)	7	19
2.	Aaron Rodgers (GB)	5	15
	Dak Prescott (DAL)	5	13
4.	<b>Blake Bortles (JAX)</b>	4	9

With two-or-more TD passes against the Bills, Bortles will tie his own franchise record of five consecutive games with multiple TD passes (Oct. 11, 2015 – Nov. 15, 2015).

### MOST CONSECUTIVE GAMES WITH MULTIPLE PASSING TOUCHDOWNS BY QBs, JAGUARS HISTORY

Rk.	Player (Dates)	Gms
1.	Blake Bortles (Oct. 11 - Nov. 15, 2015)	5
2.	<b>Blake Bortles (Oct. 27, 2016 - Present)</b>	4
	Chad Henne (Dec. 1 - Dec. 22, 2013)	4
	David Garrard (Dec. 2 - Dec. 23, 2007)	4

## CONSISTENCY IS KEY

Since Week 1 of 2016, **Blake Bortles** has registered 10 consecutive games with at least one TD, the fourth-most in Jaguars history (**Mark Brunell**, Oct. 22-Dec. 23, 2000).

### CONSECUTIVE GAMES WITH TD PASS, JAGUARS HISTORY

Rk.	Player (Dates)	Games
1.	Blake Bortles (Sept. 13-Dec. 27, 2015)	15
2.	Mark Brunell (Oct. 7, 2001-Sept. 15, 2002)	14
3.	Byron Leftwich (Nov. 30, 2003-Oct. 24, 2004)	12
4.	<b>Blake Bortles (Sept. 11, 2016-Pres.)</b>	10
5.	Mark Brunell (Oct. 22-Dec. 23, 2000)	9

## KEEP CALM AND COMPLETE ON

**Blake Bortles** has registered 29 completions of 20-plus yards this season, which is eighth in the AFC with IND's **Andrew Luck** (41) and TEN's **Marcus Mariota** (41) leading the conference.

### MOST 20+ YARD PASS COMPLETIONS, AFC, 2016

Rk.	Player (Team)	20+ Yds
1.	Andrew Luck (Ind.)	41
	Marcus Mariota (Ten.)	41
3.	Andy Dalton (Cin.)	37
4.	Philip Rivers (S.D.)	36
	Derek Carr (Oak.)	36
5.	Ben Roethlisberger (Pit.)	33
7.	Ryan Tannehill (Mia.)	30
8.	<b>Blake Bortles (Jax.)</b>	29
9.	Ryan Fitzpatrick (NYJ)	27
	Joe Flacco (Bal.)	27

## THRICE AS NICE

QB **Blake Bortles** surpassed former Jaguars **Byron Leftwich** in Week 8 against Tennessee and ranks third in Jaguars history in career pass attempts (1,496), career pass completions (885) and career passing yards (9,959).

### CAREER PASSING YARDS IN JAGUARS HISTORY

Rk	Player	Yards
1.	Mark Brunell	25,698
2.	David Garrard	16,003
3.	<b>Blake Bortles</b>	9,959
4.	Byron Leftwich	9,042

### CAREER PASS ATTEMPTS IN JAGUARS HISTORY

Rk	Player	Att.
1.	Mark Brunell	3,616
2.	David Garrard	2,281
3.	<b>Blake Bortles</b>	1,496
4.	Byron Leftwich	1,344

### CAREER PASS COMPLETIONS IN JAGUARS HISTORY

Rk	Player	Comp.
1.	Mark Brunell	2,184
2.	David Garrard	1,406
3.	<b>Blake Bortles</b>	885
4.	Byron Leftwich	789

## GOAL-TO-GO GUY

Since 2015, QB **Blake Bortles** has 27 goal-to-go TDs, the most in the NFL along with DET's **Matthew Stafford** (27). So far this season, Bortles has 10 goal to go TDs, including three-yard passes to **Allen Robinson** and **Marqise Lee** against Detroit in Week 11.

### GOAL TO GO PASSING TOUCHDOWNS, NFL, 2015-PRESENT

Rk.	Player	TEAM	TDs
1.	<b>Blake Bortles</b>	<b>JAX</b>	27
	Matthew Stafford	DET	27
3.	Aaron Rodgers	G.B.	26
4.	Drew Brees	N.O.	24

# OFFENSIVE NOTES

## THE RUNNING MAN

Since 2014, QB **Blake Bortles** has a 6.50 rushing avg., the highest among all QBs in the NFL with a minimum of 100 attempts. So far this season, Bortles has 213 yards on 37 carries (5.76 rushing avg.), including one TD.

### MOST YARDS PER CARRY BY A QUARTERBACK, NFL, 2014-PRESENT (minimum 100 attempts)

Rk.	Player	Att.	Rushing Avg.
1.	<b>Blake Bortles</b>	<b>145</b>	<b>6.50</b>
2.	Colin Kaepernick	185	6.24
3.	Aaron Rodgers	141	6.18
4.	Russell Wilson	260	5.70
5.	Tyrod Taylor	171	5.65

## RECORD BREAKER

**Blake Bortles'** 4,428 passing yards in 2015 were the most in a single season in Jaguars history. In 2015, Bortles threw for 250 yards in a franchise-record-tying five straight games (**Mark Brunell** from Nov. 16-Dec. 14, 1997), including three 300-plus-yard performances (368 in Week 16 at NO; 322 in Week 13 at TEN; 329 in Week 12 vs. SD).

Through 10 games in 2016, Bortles is on pace for 4,197 passing yards this season, which would be the third-most by a Jaguar in a season.

### MOST PASSING YARDS IN A SEASON WITH JAGUARS

Rk.	Player (Year)	Yds
1.	<b>Blake Bortles (2015)</b> .....	<b>4,428</b>
2.	Mark Brunell (1996) .....	4,367
3.	Mark Brunell (2000) .....	3,640
4.	David Garrard (2008) .....	3,620

## BORTLES 300

Third-year QB **Blake Bortles** engineered six 300-plus-yard passing games in 2015 to tie with **Mark Brunell** for the Jaguars' single-season record. Overall, Bortles has produced 10 300-yard performances in his 37-game NFL career, the second-most ever by a Jaguars QB (Mark Brunell, 1995-2003 - 22 games). Through seven games of the 2016 season, Bortles has notched three 300-yard performances (320 vs. G.B.; 329 at S.D.; 337 at TEN), tied for third-most.

### MOST 300-YARD PASSING GAMES IN A SEASON WITH JAGUARS

Rk.	Player (Year)	Games
1.	<b>Blake Bortles (2015)</b> .....	<b>6</b>
	Mark Brunell (1996) .....	6
3.	<b>Blake Bortles (2016)</b> .....	<b>3</b>
	Mark Brunell (2000, '99, '97) ...	3
5.	six other occurrences .....	2

## RISING RECEIVER

Third-year WR **Allen Robinson** tied SEA's **Doug Baldwin** and NYJ's **Brandon Marshall** for the NFL's most receiving TDs (franchise-record 14) in 2015, while also setting Jaguars single-season records in receiving average (17.5, min. 60 receptions) and 20-plus-yard receptions (31). The 23-year-old's 1,400 receiving yards were the second-most in single-season franchise history, trailing only **Jimmy Smith** (1,636) in 1999.

## RED HOT ROBINSON

In 2015, WR **Allen Robinson** tied for the most red zone TD receptions (12) since N.E.'s **Randy Moss** (14) in 2007. Impressively, Robinson is one of only five NFL players to post at least 12 red zone receiving TDs in a single season since at least 2001.

Since 2015, Robinson has the most red zone receiving TDs (18) in the NFL, including six in 2014.

### MOST RED ZONE RECEIVING TDs, NFL, 2015-Present

Rk.	Player (Team)	RZ TDs
1.	<b>Allen Robinson (JAX)</b> .....	<b>18</b>
2.	Eric Decker (NYJ) .....	12
	Jordan Reed (WAS) .....	12
	Tyler Eifert (CIN).....	12
4.	Antonio Brown (PIT).....	11
	Brandon Marshall (NYJ).....	11
	Larry Fitzgerald (ARI) .....	11
	Doug Baldwin (SEA).....	11

## PRO BOWL PASS CATCHER

On Jan. 7, 2016, WR **Allen Robinson** was named to the Pro Bowl for the first time in his NFL career, replacing Lions injured WR **Calvin Johnson**. At 22 years old, Robinson was the youngest Jaguars player ever to be named to the Pro Bowl.

Robinson, who joins **Keenan McCardell** and **Jimmy Smith** as the only Pro Bowl WRs in franchise history, is the first Jaguars WR to be named to the NFL's all-star game since Smith in 2001. He is also the club's first offensive representative at the Pro Bowl since RB **Maurice Jones-Drew** in 2011.

### JAGUARS ALL-TIME PRO BOWL SELECTIONS

Season	Pos.	Player	w/ Jax.
2015	WR	Allen Robinson	1st
2013	LB	Paul Posluszny	1st
2011	RB	<b>Maurice Jones-Drew</b>	<b>3rd</b>
	ST	Montell Owens	2nd
2010	RB	<b>Maurice Jones-Drew*</b>	<b>2nd</b>
	TE	Mercedes Lewis	1st
	ST	Montell Owens	1st
2009	QB	David Garrard	1st
	RB	Maurice Jones-Drew	1st
2007	RB	Fred Taylor	1st
2006	CB	<b>Rashean Mathis*</b>	<b>1st</b>
	DT	John Henderson	2nd
2005	DT	<b>Marcus Stroud</b>	<b>3rd</b>
2004	DT	<b>Marcus Stroud</b>	<b>2nd</b>
	DT	John Henderson	1st
2003	DT	<b>Marcus Stroud</b>	<b>1st</b>
2002	P	Chris Hanson	1st
2001	WR	Jimmy Smith*	5th
	DT	Gary Walker	1st
2000	OT	<b>Tony Boselli*</b>	<b>5th</b>
	WR	Jimmy Smith	4th
1999	OT	<b>Tony Boselli*</b>	<b>4th</b>
	WR	Jimmy Smith	3rd
	DE	Tony Brackens	1st
	LB	Kevin Hardy	1st
	S	Carnell Lake	1st
	QB	Mark Brunell	3rd
	OT	Leon Searcy	1st
1998	OT	<b>Tony Boselli</b>	<b>3rd</b>
	WR	Jimmy Smith	2nd
1997	OT	<b>Tony Boselli</b>	<b>2nd</b>
	P	Bryan Barker	1st
	PK	Mike Hollis	1st
	QB	Mark Brunell^	2nd
	WR	Jimmy Smith	1st
1996	OT	Tony Boselli	1st
	QB	Mark Brunell	1st
	WR	Keenan McCardell	1st

\* Did not play due to injury  
 Bold: Pro Bowl starter • ^ Pro Bowl MVP



# OFFENSIVE NOTES

## ONE, TWO TOUCHDOWN

WR **Allen Robinson** has caught multiple TDs in a single game four times in his career, tied for the third-most in the NFL among all players since 2015. In Week 3 vs. Baltimore, Robinson caught a three-yard TD pass and a one-yard TD pass from QB **Blake Bortles** for his first multiple TD game of the season.

### MULTIPLE RECEIVING TOUCHDOWNS IN A SINGLE GAME, NFL, 2015-PRESENT

Rk.	Player	Games	TDs
1.	Doug Baldwin (Sea.)	5	13
	Antonio Brown (Pit.)	5	10
	Jordan Reed (Was.)	5	10
4.	<b>Allen Robinson (Jax.)</b>	4	9
	Ted Ginn (Car.)	4	8
	Tyler Eifert (Cin.)	4	9
	Larry Fitzgerald (Ari.)	4	9
	Odell Beckham Jr. (NYG)	4	9

## FAST & FURIOUS

After his 22nd career receiving TD against Detroit, WR **Allen Robinson** becomes the sixth player in the past 25 years to reach 22 TDs through first 36 career games. Teammate TE **Julius Thomas** ranks fourth among this category.

### MOST RECEIVING TDs THROUGH 36 CAREER GAMES, NFL, 1991-PRESENT

Rk.	Player (Year)	Rec.	Yds.	TDs
1.	Randy Moss (1998-2000)	168	3,090	32
2.	Odell Beckham Jr. (2014-16)	241	3,528	31
3.	Rob Gronkowski (2010-12)	151	2,133	30
4.	<b>Julius Thomas (2011-14)</b>	109	1,282	24
5.	Victor Cruz (2010-13)	173	2,746	22
6.	<b>Allen Robinson (2014-16)</b>	179	2,515	22

## 20 TOUCHDOWNS AND COUNTING

Since the start of 2015, WR **Allen Robinson** has recorded 20 receiving TDs, the most in the NFL. Robinson's franchise-record 14 receiving TDs in 2015 tied SEA's **Doug Baldwin** and NYJ's **Brandon Marshall** for the most in the NFL.

### MOST RECEIVING TOUCHDOWNS, NFL, 2015-PRESENT

Rk.	Player (Team)	TDs
1.	<b>Allen Robinson (Jax.)</b> .....	20
2.	Doug Baldwin (Sea.).....	19
	Odell Beckham Jr. (NYG).....	19
4.	Antonio Brown (Pit.).....	17
5.	Brandon Marshall (NYJ).....	16

## RECEIVING YARD STRONG

Since 2014, WR **Allen Robinson** has gained 2,515 receiving yards as a Jaguar. He is currently ranked fifth on the Jaguars all-time list for receiving yards, surpassing **Kyle Brady** (2,500) with 18 receiving yards against Detroit last Sunday.

## FEELIN' THE HURNS

Third-year WR **Allen Hurns** ranked second among Jaguars players in receptions (64), receiving yards (1,031), receiving average (16.1) and receiving TDs (10) in 2015. Hurns, 24, became the youngest undrafted player in NFL history to record 1,000-plus receiving yards and 10-plus receiving TDs in a single season. His 10 receiving TDs were tied for the second-most in single-season franchise history (**Allen Robinson** - 14 in 2015).

## ABOVE AVERAGE

WR **Allen Hurns** has posted a 15.3-yard receiving average since 2015, the NFL's third-highest mark among players with at least 90 receptions.

### MOST YARDS PER RECEPTION, NFL, 2015-PRESENT (min. 90 receptions)

Rk.	Player (Team)	Avg.	Rec.	Yds
1.	Rob Gronkowski (N.E.)	17.7	97	1,716
2.	T.Y. Hilton (Ind.)	16.0	126	2,012
3.	<b>Allen Hurns (Jax.)</b>	15.3	98	1,496
	Alshon Jeffrey (Chi.)	15.3	94	1,437
	Mike Evans (T.B.)	15.3	139	2,122

## DYNAMIC DUO

Since Week 1 of the 2015 season, WRs **Allen Robinson** and **Allen Hurns** have become one of the top receiving duos in the NFL. The two currently are first with 31 combined TDs among receiving duos.

### MOST COMBINED RECEIVING TDs, NFL, WEEK 1 2015 to PRESENT

Rank	Players	Team	Yards	TDs
1.	<b>Allen Robinson, Allen Hurns</b>	JAX	3,436	31
2.	Brandon Marshall, Eric Decker	NYJ	3,308	30
3.	A.J. Green, Tyler Eifert	CIN	3,083	28
4.	Doug Baldwin, Tyler Lockett	SEA	2,648	25
5.	Michael Crabtree, Seth Roberts	OAK	2,275	24
6.	Larry Fitzgerald, Michael Floyd	ARI	3,109	23
7.	Rob Gronkowski, Julian Edelman	N.E.	2,865	22
	Willie Snead, Brandin Cooks	N.O.	3,338	22

## DOUBLE A'S

WRs **Allen Hurns** (14.6) and **Allen Robinson** (14.1) rank first and third, respectively, in Jaguars history in receiving average (min. 100 receptions).

### MOST YARDS PER RECEPTION IN JAGUARS HISTORY (min. 100 receptions)

Rk.	Player (Year)	Avg.	Rec.	Yds.
1.	<b>Allen Hurns (2014-16)</b>	14.6	149	2,173
2.	Jimmy Smith (1995-2005)	14.3	862	12,287
3.	<b>Allen Robinson (2014-16)</b>	14.1	179	2,515
4.	Ernest Wilford (2004-10)	13.9	153	2,120
5.	Mike Sims-Walker (2008-11)	13.5	107	1,442

## THE UNDRAFTED

WR **Allen Hurns** is in his third season in the NFL as an undrafted player. Below are where he ranks among undrafted WRs through the first three seasons in receiving yards (ninth), touchdowns (eighth) and receptions (eighth).

### YARDS IN FIRST THREE SEASONS

### TDs IN FIRST THREE SEASONS

Rk.	Player (Years)	Yards	Rk.	Player (Years)	TDs
8.	Drew Pearson (1973-75)	2,297	6.	V. Cruz, O. Gadsden	19
9.	<b>Allen Hurns (2014-16)*</b>	2,173	8.	<b>Allen Hurns (2014-16)*</b>	18
10.	Alfred Jenkins (1975-77)	2,154	9.	L. Taylor, A. Jenkins	16

### RECEPTIONS IN FIRST THREE SEASONS

Rk.	Player (Years)	Recs
7.	Oronde Gadsden (1998-2000)	152
8.	<b>Allen Hurns (2014-16)*</b>	149
9.	Bill Groman (1960-62)	143

# OFFENSIVE NOTES

## FINAL FIVE



Only five undrafted players since the 1970 NFL merger have registered at least 1,000 receiving yards, 10 receiving TDs and a 16.0-yard receiving average in a single season: **Allen Hurns** (1,031-10-16.1) in 2015, DAL's **Miles Austin** (1,320-11-16.3) in 2009, DEN's **Rod Smith** (1,180-12-16.9) in 1997, ATL's **Alfred Jenkins** (1,358-13-19.4) in 1981 and DEN's **Steve Watson** (1,244-13-20.7) in 1981. Hurns is the first undrafted player age 24-or-younger to accomplish the feat since Watson (24) with DEN in 1981.

### 1,000+ RECEIVING YARDS, 10+ RECEIVING TDs, 16.0+ YARDS PER RECEPTION BY UNDRAFTED PLAYERS, 1970-PRESENT

Name (Team)	Year	Age	Rec. Yds	Rec. TDs	Yds/Rec.
Allen Hurns (Jax.)	2015	24	1,031	10	16.1
Miles Austin (Dal.)	2009	25	1,320	11	16.3
Rod Smith (Den.)	1997	27	1,180	12	16.9
Alfred Jenkins (Atl.)	1981	29	1,358	13	19.4
Steve Watson (Den.)	1981	24	1,244	13	20.7

## BEST RECEPTION IN DUVAL



From Week 1 of 2014 to Week 8 of 2016, WR **Allen Hurns** caught a reception in 38 consecutive games, the longest streak by a Jaguars player since TE **Mercedes Lewis** (32 games) from 9/12/10-9/9/12.

## LEADER OF THE PACK



Dating back to 2013, TE **Julius Thomas'** 33 receiving TDs are the most by a TE and the fifth-most in the NFL over that span, trailing only PIT's **Antonio Brown** (38), DAL's **Dez Bryant** (37), NYJ's **Brandon Marshall** (36) and DEN's **Demaryius Thomas** (36).

### MOST RECEIVING TOUCHDOWNS BY A TIGHT END, 2013-PRESENT

Rk.	Player (Team)	TDs
1.	<b>Julius Thomas (Jax.)</b> .....	33
2.	Jimmy Graham (Sea.).....	32
3.	Rob Gronkowski (N.E.) .....	30
4.	Antonio Gates (S.D.).....	26
5.	Greg Olsen (Car.).....	22

## TOUCHDOWN THOMAS



Since returning from a thumb injury in Week 5 last season, TE **Julius Thomas** has produced nine receiving TDs, tied for the sixth-most by an NFL TE in that span.

### MOST RECEIVING TOUCHDOWNS BY A TIGHT END, WEEK 5 2015 to PRESENT

Rk.	Player (Team)	TDs
1.	Jordan Reed (Was.) .....	13
2.	Tyler Eifert (Cin.)*.....	11
3.	Rob Gronkowski (N.E.)*.....	10
	Antonio Gates (S.D.).....	10
	Delanie Walker (TEN) .....	10
6.	<b>Julius Thomas (Jax.)*</b> .....	9
	Kyle Rudolph (Min.).....	9
	Zach Miller (Chi.) .....	9

## BENN IS BACK



WR **Arrelious Benn** had a 51-yard game-winning TD reception in Week 6 against the Bears. This was Benn's first TD since Dec. 24, 2011 (1,819 days) when he was a member of the Tampa Bay Buccaneers. That is the longest span between TDs for a wide receiver since **Kassim Osgood**, Dec. 12, 2004 to Sept. 12, 2010 (2,100 days).

## LARGEST FOURTH QUARTER COMEBACKS



The Jaguars overcame a 13-point fourth quarter deficit to defeat the Bears, which is tied for the sixth-largest comeback in franchise history and second-largest fourth quarter comeback.

### FOURTH QUARTER COMEBACKS of 10-PLUS POINT DEFICIT

Date	Opponent	Deficit	Result	Points
Nov. 24, 1996	at Baltimore	10-25	W, 28-25 (OT)	15
<b>Oct. 16, 2016</b>	<b>at Chicago</b>	<b>0-13</b>	<b>W, 17-16</b>	<b>13</b>
Nov. 10, 1996	Baltimore	16-27	W, 30-27	11

## ONE AND DONE



In Week 6 against Chicago, the Jaguars scored a TD with 2:49 left in the fourth quarter to win, 17-16. That marked the ninth time the Jaguars have had a one-point victory.

### JAGUARS ALL-TIME ONE-POINT VICTORIES

Date	Opponent	Result
<b>Oct. 16, 2016</b>	<b>Chicago</b>	<b>17-16</b>
Nov. 30, 2014	New York Giants	25-24
Oct. 28, 2007	Tampa Bay	24-23
Dec. 18, 2005	San Francisco	15-14
Sept. 19, 2004	Denver	7-6
Dec. 21, 2003	New Orleans	20-19
Sept. 9, 1998	Chicago	24-23
Aug. 31, 1997	Baltimore	28-27
Oct. 1, 1995	Houston	17-16

# DEFENSIVE NOTES

## INSIDE LEVERAGE

LB **Paul Posluszny** (133-3) was one of only two NFL LBs with 125-plus tackles and three-plus INTs in 2015, joining T.B.'s **Lavonte David** (147-3). Below is a list of NFL LBs that have registered at least 125 tackles and three INTs in a single season since 2013:

### 125+ TACKLES & 3+ INTS IN A SINGLE SEASON BY A LINEBACKER, 2013-2015

Year	Player (Team)	Tackles	INTs
2015	Lavonte David (T.B.)	147	3
	<b>Paul Posluszny (Jax.)</b>	<b>133</b>	<b>3</b>
2013	Kiko Alonso (Buf.)	159	4
	Luke Kuechly (Car.)	156	4
	Lavonte David (T.B.)	144	5
	Chad Greenway (Min.)	134	3
	Danny Trevathan (Den.)	125	3

## IT'S TACKLE TIME

Dating back to his rookie campaign in 2007, LB **Paul Posluszny** has produced 97 games with seven-or-more tackles, tied for the most such games in the NFL over that span.

### MOST GAMES WITH SEVEN-PLUS TACKLES, NFL, 2007-PRESENT

Rk.	Player	Games
1.	<b>Paul Posluszny</b> .....	<b>97</b>
	D'Qwell Jackson .....	97
3.	Karlos Dansby .....	89
4.	Chad Greenway .....	85
5.	Patrick Willis .....	78

## ALL THE WAY UP

According to Sport Radar 360, LB **Paul Posluszny** has made 1,104 tackles since 2007, the most tackles in the NFL over that span.

### MOST TACKLES, NFL, 2007-PRESENT

Rk.	Player	Tackles
1.	<b>Paul Posluszny</b> .....	<b>1,104</b>
2.	D'Qwell Jackson .....	1,086
3.	Chad Greenway .....	1,075
4.	Karlos Dansby.....	1,048
	David Harris .....	1,035

## POZ GOES FOR MORE

Tenth-year LB **Paul Posluszny** registered 1.5 sacks when he tackled Colts QB **Andrew Luck** in the first quarter of Jacksonville's Week 4 victory, along with **Josh Johnson**, and again in the third quarter.

That marked the second time in his career Posluszny has recorded more than one sack in a game, the last time registering 2.0 sacks on Dec. 30, 2012 against Tennessee.

## BALANCED PLAY POZ

LB **Paul Posluszny** (14.5-15) is one of only three active NFL players to record 12-plus sacks and 12-plus INTs since the start of 2007, joining CLE's **Karlos Dansby** (24.0-15) and K.C.'s **Derrick Johnson** (21.0-13).

### 12+ SACKS & 12+ INTs, NFL, 2007-PRESENT

Player	Sacks	INTs
<b>Paul Posluszny</b> .....	<b>14.5</b>	<b>15</b>
Karlos Dansby .....	24.0	15
Derrick Johnson .....	21.0	14

## ON THE RISE

LB **Paul Posluszny** ranks second on the Jaguars all-time tackles list. With 10 tackles against Kansas City in Week 9, Posluszny surpassed **Donovin Darius** (858).

### JAGUARS ALL-TIME TACKLES

Player	Tackles
Daryl Smith (2004-12)	1,089
<b>Paul Posluszny (2011-16)</b>	<b>871</b>
Donovin Darius (1998-2006)	858
Mike Peterson (2003-08)	837
Kevin Hardy (1996-2001)	789
John Henderson (2002-09)	563
Rashean Mathis (2003-12)	554
Akin Ayodele (2002-05)	489

## SMITH STANDS OUT

Since becoming a full-time starter in Week 12 of the 2014 season, LB **Telvin Smith** ranks second in the NFL with 262 tackles, trailing only IND's **D'Qwell Jackson** (265).

### MOST TACKLES, NFL, WEEK 12, 2014 - PRESENT

Rk.	Player (Team)	Total	Solo	Asst.
1.	D'Qwell Jackson (Ind.)	274	167	107
2.	<b>Telvin Smith (Jax.)</b>	<b>270</b>	<b>207</b>	<b>63</b>
3.	Luke Kuechly (Car.)	257	175	82
4.	Reshad Jones (Mia.)	228	172	56
	Jerrell Freeman (Chi.)	238	159	79

## TOP OF HIS CLASS

Among NFL players age 25-or-younger in 2015, LB **Telvin Smith** ranked first with 128 tackles (99 solo).

### MOST TACKLES BY PLAYER AGE 25-OR-YOUNGER, NFL, 2015

Rk.	Player (Team)	Age	Total	Solo	Asst.
1.	<b>Telvin Smith (Jax.)</b>	<b>24</b>	<b>128</b>	<b>99</b>	<b>29</b>
2.	Luke Kuechly (Car.)	24	118	76	42
3.	Preston Brown (Buf.)	23	117	63	54

Through 10 games of his third NFL season, LB **Telvin Smith** has produced 311 career tackles so far according to Pro Football Reference, tying for the second-most ever by a Jaguars player in his first three seasons. \*Smith has six games left to play in third season.

### MOST TACKLES IN FIRST THREE NFL SEASONS in JAGUARS HISTORY

Rk.	Player (Years)	Total	Solo	Asst.
1.	<b>Jonathan Cyprien (2013-15)</b>	<b>323</b>	<b>243</b>	<b>80</b>
2.	<b>Telvin Smith (2014-16)*</b>	<b>311</b>	<b>236</b>	<b>75</b>
	Akin Ayodele (2002-04)	273	220	53

## FIVES ON FIVES

LB **Telvin Smith** has registered five-plus tackles in 30 consecutive games (dating back to Week 12 in 2014), the NFL's second-longest active streak, during which he has totaled 272 tackles (9.1 tackles per game). Fellow Jaguars LB **Paul Posluszny** also ranks third on the list with 25 consecutive games with five-plus tackles.

### MOST CONSECUTIVE GAMES WITH 5+ TACKLES, NFL

Rk.	Player (Team)	Games (Tackles)
1.	Luke Kuechly (Car.).....	49 (480)
2.	<b>Telvin Smith (Jax.)</b> .....	<b>30 (272)</b>
3.	<b>Paul Posluszny (Jax.)</b> .....	<b>25 (230)</b>
	Landon Collins (NYG) .....	25 (188)



# DEFENSIVE NOTES

## ALL OR NOTHING

LB **Telvin Smith** joins T.B.'s **Lavonte David**, CAR's **Luke Kuechly**, BAL's **C.J. Mosley**, CAR's **Thomas Davis**, CLE's **Jamie Collins** T.B.'s **Daryl Smith** and BUF's **Preston Brown** as the only NFL players with 250-plus tackles and multiple FFs, FRs and INTs since the start of 2014.

### 250+ TACKLES WITH MULTIPLE FORCED FUMBLES, FUMBLE RECOVERIES & INTERCEPTIONS, 2014-PRESENT

Name (Team)	Tackles	Solo	Asst.	FFs	FRs	INTs
Luke Kuechly (Car.)	373	246	127	4	2	6
Lavonte David (T.B.)	343	225	118	9	3	3
<b>Telvin Smith (Jax.)</b>	<b>306</b>	<b>232</b>	<b>74</b>	<b>3</b>	<b>2</b>	<b>2</b>
Preston Brown (Buf.)	299	172	127	2	4	3
C.J. Mosley (Bal.)	292	197	95	2	3	5
Jamie Collins (N.E.)	273	172	101	11	3	5
Daryl Smith (T.B.)	271	158	113	2	2	3
Thomas Davis (Car.)	269	185	84	7	3	6

## TELVIN'S TACKLES

LB **Telvin Smith** registered 15 tackles (10 solo) against Tennessee in Week 8. Smith's 15 tackles are most tackles in a game by a Jaguars player this season and tied for the eighth-most tackles in a single game in the NFL this year. Below is a breakdown of Smith's best game performances since entering the league in 2014.

### MOST TACKLES IN A SINGLE GAME

Game	Tackles
Dec. 28, 2014 at HOU	16 (11 solo)
Oct. 27, 2016 at TEN	15 (10 solo)
Dec. 18, 2014 vs. TEN	15 (10 solo)
Oct. 11, 2015 at T.B.	14 (13 solo)

## SACK GAME STRONG

The Jacksonville Jaguars defense registered 6.0 sacks against Indianapolis, marking the first time since Week 11 of the 2010 season (vs. Cleveland) that Jacksonville's defense had 6.0-plus sacks in a game. This marks the ninth time the Jaguars defense registered 6.0 sacks or more in a game. The 6.0 sacks were the fourth-most in Jaguars history. Below is a breakdown of the most sacks in a single game in Jaguars history.

### MOST SACKS IN A SINGLE GAME IN JAGUARS HISTORY

DATE	Opponent	Sacks
11/7/99	at Atlanta	9.0
11/15/08	at New York Jets	7.0
9/16/07	vs. Atlanta	7.0
<b>10/2/16</b>	<b>vs. Indianapolis</b>	<b>6.0</b>
11/21/10	vs. Cleveland	6.0
10/8/06	vs. New York Jets	6.0
11/6/05	vs. Houston	6.0
10/17/04	vs. Kansas City	6.0
12/3/00	vs. Cleveland	6.0
12/19/99	at Cleveland	6.0
12/21/97	at Oakland	6.0
11/9/97	at Kansas City	6.0

## KEEP IT ON THE DL

Since Week 1 of the 2013 season, **Malik Jackson** ranks sixth in the NFL among defensive linemen with 17 passes defended.

### PASSES DEFENSED BY A DEFENSIVE LINEMAN, NFL, 2013-PRESENT

Rk.	Player	PDs
1.	J.J. Watt	25
2.	Jason Pierre-Paul	24
3.	Carlos Dunlap	19
4.	Muhammad Wilkerson	18
	Cameron Jordan	18
<b>6.</b>	<b>Malik Jackson</b>	<b>17</b>
	Cameron Heyward	17
8.	Cliff Avril	16

## NO FLY ZONE

Since 2013, FS **Tashaun Gipson** ranks third in the NFL among safeties with 14 interceptions. Gipson recorded his first interception as a Jaguar in Week 3 against the Ravens. Gipson also has two interceptions for a touchdown over the past four seasons.

### MOST INTERCEPTIONS BY A SAFETY, NFL, 2013-PRESENT

Rk.	Player	Games	INT	TD
1.	Reggie Nelson	56	16	1
2.	Glover Quin	58	15	1
<b>3.</b>	<b>Tashaun Gipson</b>	<b>50</b>	<b>14</b>	<b>2</b>
4.	Earl Thomas	58	13	0
5.	Rashad Johnson	52	12	2
	Kurt Coleman	55	12	2

## NOW WATCH ME CYP'

SS **Johnathan Cyprien** ranks first among NFL safeties in tackles since the start of 2014 (287). In Week 11, Cyprien had seven tackles (five solo) against the Lions.

### MOST TACKLES BY A SAFETY, NFL, 2014-PRESENT

Rk.	Player (Team)	Total	Solo	Asst.
<b>1.</b>	<b>Johnathan Cyprien (Jax.)</b>	<b>287</b>	<b>207</b>	<b>80</b>
2.	Reshad Jones (Mia.)	265	206	58
3.	Barry Church (Dal.)	251	182	69

## SEA-NOTE CYP

SS **Johnathan Cyprien** recorded 12 tackles (four solo) vs. the Titans in Week 8, his 11th career game with at least 10 tackles.

### CYPRIEN'S 10-PLUS TACKLE GAMES

Date	Opponent	Total	Solo	Asst.
10/27/16	at Tennessee	12	4	8
9/25/16	vs. Baltimore	10	9	1
1/3/16	at Houston	14	6	8
12/6/15	at Tennessee	11	7	4
11/8/15	at New York Jets	13	7	6
10/4/15	at Indianapolis	14	11	3
12/28/14	at Houston	11	7	4
10/12/14	at Tennessee	14	11	3
10/5/14	vs. Pittsburgh	10	8	2
12/5/13	vs. Houston	10	7	3
10/6/13	at St. Louis	12	12	0

# DEFENSIVE NOTES

## JAX SACK ATTACK

In Week 4, Jacksonville recorded 6.0 sacks against the Colts, the 12th time in team history to register 6.0-plus sacks in a game. The last time the Jaguars accomplished 6.0 sacks in a game was Nov. 21, 2010 vs. Cleveland. Third-round rookie DE **Yannick Ngakoue** leads the Jaguars with 5.0 sacks through eight games this season.

### MOST SACKS, JAGUARS, 2016

Rk.	Player	Sacks
1.	Yannick Ngakoue .....	5.0
2.	Dante Fowler Jr. ....	2.5
	Malik Jackson.....	2.5
4.	Paul Posluszny.....	1.5
5.	Sen'Derrick Marks.....	1.0
	Jared Odrick.....	1.0
	Chris Smith.....	1.0
	Aaron Colvin .....	1.0
	Tyson Alualu .....	1.0
10.	Josh Johnson.....	0.5

## THE ROOKIE RISES

DE **Yannick Ngakoue** recorded a sack in four consecutive games this season, tying for the second-most consecutive games with a sack in Jaguars history. Ngakoue is the only rookie to register a sack in four consecutive games.

### CONSECUTIVE GAMES WITH A SACK IN JAGUARS HISTORY

Rk.	Player	Date	Games
1.	Tony Brackens	Nov. 11-Dec. 30, 2011	8
2.	<b>Yannick Ngakoue</b>	<b>Sept. 18-Oct. 16, 2016</b>	<b>4</b>
	Gary Walker	Oct. 18-Nov. 11, 2001	4
	Tony Brakens	Nov. 28-Dec. 19, 1999	4
	Kevin Hardy	Oct. 11-Nov. 7, 1999	4
	Tony Brackens	Sept. 22-Oct. 12, 1997	4

## LAST MINUTE TAKEAWAYS

Since 2013, the Jaguars have had five games in which the defense has recorded at least two INTs in the fourth quarter. They are tied for the most in the NFL with three other teams: New York Giants, New York Jets and Miami Dolphins. The last time this occurred was Week 3 vs. Baltimore, when S **Tashaun Gipson** and LB **Paul Posluszny** each intercepted QB **Joe Flacco** in the fourth quarter.

### MULTIPLE INTs IN FOURTH QUARTER BY A TEAM, NFL, 2013-PRESENT

Rk.	Team	Gms	Last Time
1.	<b>Jacksonville</b>	<b>5</b>	<b>2016, W3</b>
	New York Jets	5	2016, W3
	New York Giants	5	2016, W3
	Miami	5	2015, W4
5.	Atlanta	4	2015, W11
	Los Angeles	4	2015, W5

## ROOKIE RULES

DE **Yannick Ngakoue** is the 10th rookie in NFL history to record 5.0-plus sacks and at least one INT through their first 10 career games.

### 5.0+ SACKS AND AT LEAST ONE INTERCEPTION BY A ROOKIE IN FIRST 10 CAREER GAMES, NFL

Year	Player (Team)	Sacks	INTs
2002	Julius Peppers (CAR)	11.0	1
1986	Charles Haley (S.F.)	7.0	1
2010	Ndamukong Suh (DET)	7.0	1
2011	Ryan Kerrigan (WAS)	6.5	1
1986	Leslie O'Neal (S.D.)	6.5	2
2003	Terrell Suggs (BAL)	6.0	1
2000	Brian Urlacher (CHI)	6.0	1
1982	Chip Banks (CLE)	5.5	1
2016	<b>Yannick Ngakoue (JAX)</b>	<b>5.0</b>	<b>1</b>

## UNDRAFTED ROOKIES

Since the Jaguars' inaugural season in 1995, there have been 41 undrafted rookies to make the club's opening day roster.

Year	Player
2016	<b>S Jarrod Wilson</b>
2015	LB Thurston Armbrister, RB Corey Grant, CB Nick Marshall
2014	WR Allen Hurns, G Tyler Shatley, OT Josh Wells
2013	DT Abry Jones, LB LaRoy Reynolds, LS Carson Tinker
2012	DB Antwon Blake, WR Kevin Elliott, LB Julian Stanford, C Mike Brewster
2011	OT Cameron Bradfield, WR Jamar Newsome, CB Kevin Rutland
2010	LB Jacob Cutrera, OT Kevin Haslam, DE Aaron Morgan
2009	LB Russell Allen, DE Julius Williams
2008	CB Brian Witherspoon, CB Isaiah Gardner
2007	---
2006	OT Richard Collier, DE Tony McDaniel, RB Montell Owens
2005	G Dan Connolly, RB/KR Derrick Wimbush
2004	TE Brian Jones, CB David Richards
2003	PK Seth Marler, WR Cortez Hankton, DT Matt Leonard
2002	---
2001	RB Elvis Joseph, WR Randal Williams, FB Patick Washington
2000	---
1999	FB Stacey Mack
1998	---
1997	CB Kevin Devine, DE Jabbar Threats
1996	CB Rashid Gayle
1995	TE Gordon Laro

## ALUALU HITS 100 MILESTONE

DE **Tyson Alualu** played in his 100th career game as a Jaguar in Week 7 against the Raiders. Alualu is the fifth defensive lineman in team history with 100-plus games played.

### MOST GAMES PLAYED BY A DEFENSIVE LINEMAN IN JAGUARS HISTORY

Rk.	Player (Years)	Total
1.	Rob Meier (2000-08)	129
2.	John Henderson (2002-09)	124
3.	Paul Spicer (2000-08)	115
4.	<b>Tyson Alualu (2010-16)*</b>	<b>103</b>
5.	Marcus Stroud (2001-07)	100

# SPECIAL TEAMS NOTES



## TOP PERCENT

Second-year K **Jason Myers** has made 39-of-46 (84.8 pct.) career FGs, including 16-of-22 (72.7 pct.) from 40-plus yards. Myers' 84.8 career FG pct. is the highest in Jaguars history among kickers with at least 25 FG attempts. Myers also ranks first in team history with his 72.7 FG pct. on kicks from 40-plus yards (min. five FG attempts from 40-plus yards). Myers has converted 5-of-9 FGs from 50-plus yards, including made kicks from 52 (11/20/16 at DET), 54 (11/13/16 vs. HOU), 50 (09/11/16 vs. G.B.), 51 (11/29/15 vs. S.D.), 53 (11/15/15 at BAL), and 58 yards (09/20/15 vs. MIA).

### JAGUARS ALL-TIME KICKERS

Name (Years)	Games	XPM/XPA	XP%	FGM/FGA	FG%
<b>Jason Myers (2015-16)</b>	<b>26</b>	<b>50/58</b>	<b>86.2</b>	<b>41/48</b>	<b>85.4</b>
Josh Scobee (2004-14)	168	317/322	98.4	235/291	80.8
John Carney (2007)	8	20/21	95.2	9/11	81.8
Seth Marler (2003)	16	30/30	100.0	20/33	60.6
Danny Boyd (2002)	4	7/7	100.0	5/5	100.0
Richie Cunningham (2002)	1	2/2	100.0	1/1	100.0
Hayden Epstein (2002)	6	13/13	100.0	5/9	55.6
Tim Seder (2002)	5	11/11	100.0	8/12	66.7
Steve Lindsey (1999-2000)	26	5/5	100.0	5/7	71.4
Mike Hollis (1995-2001)	108	239/242	98.8	175/217	80.6



## MYERS FOR MAYOR

In Week 2 of the 2015 season, K **Jason Myers** connected on a career-long 58-yard FG, the second-longest FG in franchise history. Myers' 58-yarder tied with **Kyle Brindza** for the third-longest distance made by an NFL kicker in 2015 (STL's **Greg Zuerlein**, 61 yards; DET's **Matt Prater**, 59 yards).

In Week 10 against Houston, Myers connected a 54-yard FG, tying for the fourth longest FG in franchise history (**Josh Scobee**, 10/24/11 vs. Bal).

### LONGEST FIELD GOAL MADE, JAGUARS HISTORY

Rk.	Name	Date/Opponent	Yds
1.	Josh Scobee	Oct. 3, 2010 vs. IND	59
2.	<b>Jason Myers</b>	<b>Sept. 20, 2015 vs. MIA</b>	<b>58</b>
3.	Josh Scobee	Dec. 15, 2013 vs. BUF	55
4.	<b>Jason Myers</b>	<b>Nov. 13, 2016 vs. HOU</b>	<b>54</b>
	Josh Scobee	Oct. 24, 2011 vs. BAL	54

### LONGEST FIELD GOAL MADE, NFL, 2015

Rk.	Name (Team)	Date/Opponent	Yds
1.	Greg Zuerlein (STL)	Nov. 8, 2015 at CIN	61
2.	Matt Prater (Det.)	Jan. 3, 2016 at CHI	59
3.	<b>Jason Myers (Jax.)</b>	<b>*Sept. 20, 2015 vs. MIA</b>	<b>58</b>
	Kyle Brindza (TB)	Sept. 27, 2015 at HOU	58



## BIG FOOT

From 11/15/15 to 9/11/16, K **Jason Myers** made 16 consecutive FGs, tied for the third-most consecutive made FGs in Jaguars history. Myers converted three FGs against the Colts.

### CONSECUTIVE FGs MADE IN JAGUARS HISTORY

Rank	Name	Dates	FGs
1.	Josh Scobee	Nov. 27, 2011-Nov. 4, 2012	20
1.	Mike Hollis	Nov. 1, 1998-Sept. 19, 1999	20
3.	Mike Hollis	Oct. 12-Nov. 30, 1997	16
	<b>Jason Myers</b>	<b>Nov. 15, 2015-Sept. 11, 2016</b>	<b>16</b>
5.	Josh Scobee	Sept. 11-Nov. 15, 2011	15
	Josh Scobee	Oct. 1-Nov. 26, 2006	15



## BEND IT LIKE NORTMAN

In Week 6, fifth-year P **Brad Nortman's** five punts for 275 yards (55.0 gross avg./52.2 net avg.) ranks third in gross punting average and first in net punting average in Jaguars single-game history.

### GROSS PUNTING AVERAGE IN A SINGLE GAME, JAGUARS HISTORY (minimum of four punts)

PLAYER (DATE)	GROSS AVG.
Bryan Anger (Dec. 23, 2012 vs. N.E.)	56.3
Bryan Anger (Oct. 11, 2015 at T.B.)	55.3
<b>BRAD NORTMAN (Oct. 16, 2016 at Chi.)</b>	<b>55.0</b>
Bryan Barker (Oct. 19, 1997 at Dal.)	53.8
Brad Nortman (Oct. 2, 2016 vs. Ind.)	53.6
Bryan Anger (Sept. 9, 2012 at Min.)	53.5
Bryan Anger (Sept. 23, 2012 at Ind.)	53.5

### NET PUNTING AVERAGE IN A SINGLE GAME, JAGUARS HISTORY (minimum of four punts)

PLAYER (DATE)	NET AVG.
<b>BRAD NORTMAN (Oct. 16, 2016 at Chi.)</b>	<b>52.2</b>
Bryan Anger (Nov. 4, 2012 vs. Det.)	50.5
Adam Podlesh (Dec. 23, 2007 vs. Oak.)	49.8
Chris Hanson (Nov. 10, 2002 vs. Was.)	48.2
Bryan Anger (Dec. 26, 2012 at Mia.)	47.4



## GOING LONG

P **Brad Nortman** made a crucial 78-yard punt with 2:31 left in the fourth quarter against the Colts in Week 4, which placed the Colts at their own 25-yard line. Nortman's 78-yard punt is the longest in the NFL so far this season and the second-longest in Jaguars history behind **Bryan Barker's** 83-yard punt against the New York Jets on Oct. 11, 1999.



## GREENE MEANS GO

WR **Rashad Greene Sr.** returned a punt 73 yards for a touchdown in Week 14 of the 2015 season, becoming the fourth player in Jaguars history to do so.

### PUNT RETURN TOUCHDOWNS in JAGUAR HISTORY

Player	Year	Yds returned for TD
Rashad Greene	2015	73
Mike Thomas	2010	78
Bobby Shaw	2002	69
Reggie Barlow	1998,99	85,74



# LAST TIME IT HAPPENED



## TEAM

### OVERTIME GAME WON

By Jaguars — Jaguars 23, St. Louis 20, 10/18/09  
By Opponents — at Indianapolis 16, Jaguars 13, 10/4/15

### SHUTOUT

By Jaguars — Jaguars 41, New York Jets 0, 10/8/06  
By Opponents — at Seattle 41, Jaguars 0, 10/11/09

### SCORELESS FIRST HALF

By Jaguars — Jaguars 0, Tennessee 27, 10/27/16  
(Final: Tennessee 36, Jacksonville 22)  
By Opponents — Philadelphia 0, Jacksonville 17, 9/7/14  
(Final: Philadelphia 34, Jacksonville 17)

### SCORELESS SECOND HALF/OT

By Jaguars — Jaguars 0, Indianapolis 6, 10/4/15  
(Final: Indianapolis 16, Jaguars 13)  
By Opponents — Cleveland 0, Jaguars 17, 10/19/14  
(Final: Jaguars 24, Cleveland 6)

### 400 TOTAL YARDS

By Jaguars — Jaguars at Kansas City, 449 total yards, 11/6/16  
By Opponents — Tennessee vs. Jaguars, 494 total yards, 10/27/16

### 500 TOTAL YARDS

By Jaguars — Jaguars vs. Baltimore, 519 total yards, 9/20/98  
By Opponents — New Orleans vs. Jaguars, 537 total yards, 12/27/15

### 50 POINTS SCORED

By Jaguars — Jaguars vs. Indianapolis, 51 points (51-16), 12/13/15  
By Opponents — New England vs. Jaguars, 51 points (51-17), 9/27/15



## OFFENSE

### 100 YARDS RUSHING

By Jaguars — Chris Ivory at Kansas City (107 yards), 11/6/16  
By Opponents — DeMarco Murray of Tennessee (123 yards), 10/27/16

### 200 YARDS RUSHING

By Jaguars — Fred Taylor at Pittsburgh (234 yards), 11/19/00  
By Opponents — Chris Johnson of Tennessee (228 yards), 11/1/09

### 300 YARDS PASSING

By Jaguars — Blake Bortles at Tennessee (337 yards), 10/27/16  
By Opponents — Drew Brees of New Orleans (412 yards), 12/27/15

### 400 YARDS PASSING

By Jaguars — Mark Brunell vs. St. Louis (421 yards), 9/10/00  
By Opponents — Drew Brees of New Orleans (412 yards), 12/27/15

### 100 YARDS RECEIVING

By Jaguars — Allen Robinson vs. Houston (107 yards), 11/13/16  
By Opponents — Cameron Meredith of Chicago (113 yards), 10/16/16

### 200 YARDS RECEIVING

By Jaguars — Justin Blackmon at Houston (236 yards), 11/18/12  
By Opponents — Josh Gordon of Cleveland (261 yards), 12/01/13

### 100 YARDS RUSHING IN A HALF

By Jaguars — Maurice Jones-Drew at Tennessee (107 in 2nd half), 12/5/10  
By Opponents — Rashard Mendenhall of Pittsburgh (113 in 1st half), 10/16/11

### TWO 100-YARD RUSHERS IN SAME GAME

By Jaguars — R. Jennings (109 yards) & M. Jones-Drew (101 yards) vs. Oakland, 12/12/10  
By Opponents — None



## OFFENSE

### 100 YARDS RECEIVING IN A HALF

By Jaguars — Allen Robinson at New Orleans (149 in 2nd half), 12/27/15  
By Opponents — Brandin Cooks of New Orleans (107 in 1st half), 12/27/15

### TWO 100-YARD RECEIVERS IN SAME GAME

By Jaguars — A. Robinson (151 yards, TD) & A. Hurns (106 yards, 2 TDs) at New Orleans, 12/27/15  
By Opponents — R. Matthews (115 yards) & J. Landry (110 yards) of Miami, 9/20/15

### 30 COMPLETIONS IN A GAME

By Jaguars — Blake Bortles vs. Houston (32-of-49 passes), 11/13/16  
By Opponents — Brian Hoyer of Chicago (30-of-49 passes), 10/16/16

### THREE TOUCHDOWN PASSES

By Jaguars — Blake Bortles at Tennessee, 10/27/16  
By Opponents — Philip Rivers of San Diego, 9/18/16

### FOUR TOUCHDOWN PASSES

By Jaguars — Blake Bortles at New Orleans, 12/27/15  
By Opponents — Philip Rivers of San Diego, 9/18/16

### FIVE TOUCHDOWN PASSES

By Jaguars — Blake Bortles at Tennessee, 12/6/15  
By Opponents — Drew Brees of New Orleans, 12/27/15

### TWO TOUCHDOWN RECEPTIONS

By Jaguars — Allen Robinson vs. Baltimore, 9/25/16  
By Opponents — Travis Benjamin of San Diego, 9/18/16

### THREE TOUCHDOWN RECEPTIONS

By Jaguars — Allen Robinson at Tennessee, 12/6/15  
By Opponents — Randy Moss of New England, 12/27/09

### TWO TOUCHDOWNS RUSHING

By Jaguars — Denard Robinson vs. Jacksonville, 11/9/14  
By Opponents — Tim Hightower of New Orleans, 12/27/15

### THREE TOUCHDOWNS RUSHING

By Jaguars — Maurice Jones-Drew vs. St. Louis, 10/18/09  
By Opponents — LeGarrette Blount of New England, 9/27/15

# LAST TIME IT HAPPENED



## DEFENSE

### INTERCEPTED PASS RETURNED FOR A TOUCHDOWN

By Jaguars — Telvin Smith (26 yards) vs. Buffalo, 10/25/15  
By Opponents — Rafael Bush of Detroit (39 yards), 11/20/16

### FUMBLE RETURNED FOR A TOUCHDOWN

By Jaguars — Andre Branch vs. Indianapolis (49 yards), 12/13/15  
By Opponents — Wesley Woodyard of Tennessee (3 yards), 12/6/15

### TWO FORCED FUMBLES

By Jaguars — Andre Branch at Philadelphia, 9/7/14  
By Opponents — John Abraham of Atlanta, 12/15/11

### TWO SACKS

By Jaguars — Dante Fowler Jr. at San Diego (2.0), 9/18/16  
By Opponents — Dee Ford of Kansas City (2.0), 11/6/16

### THREE SACKS

By Jaguars — Chris Clemons at Indianapolis (3.0), 11/23/14  
By Opponents — W. Mercilus (3.5) & J. Watt of Houston (3.0), 1/3/16

### TWO INTERCEPTIONS

By Jaguars — Davon House at Baltimore, 11/15/15  
By Opponents — Casey Hayward of San Diego, 9/18/16

### SAFETY

By Jaguars — Holding penalty on Dallas' K. Wilber enforced in the end zone, 11/9/14  
By Opponents — J.J. Watt of Houston (Sacked QB B. Bortles in the end zone), 12/29/14



## SPECIAL TEAMS

### FIVE FIELD GOALS

By Jaguars — Josh Scobee at Buffalo, 10/10/10  
By Opponents — Jeff Reed of Pittsburgh, 12/1/02 (six field goals)

### 55-YARD FIELD GOAL

By Jaguars — Jason Myers vs. Miami (58 yards), 9/20/15  
By Opponents — Blair Walsh of Minnesota (55 yards), 9/9/12

### 50-YARD FIELD GOAL

By Jaguars — Jason Myers vs. Detroit (52 yards), 11/20/16  
By Opponents — Cairo Santos of Kansas City (51 yards), 11/6/16

### KICKOFF RETURN FOR A TOUCHDOWN

By Jaguars — Maurice Jones-Drew (100 yards) at New Orleans, 11/4/07  
By Opponents — Tyjaun Hagler of Indianapolis (41 yards), 12/19/10

### PUNT RETURN FOR A TOUCHDOWN

By Jaguars — Rashad Greene (73 yards) vs. Indianapolis, 12/13/15  
By Opponents — Andre Roberts of Detroit (55 yards), 11/20/16

### BLOCKED FIELD GOAL ATTEMPT

By Jaguars — Tyson Alualu at New Orleans (Kai Forbath), 9/27/15  
By Opponents — Brent Urban of Baltimore (Jason Myers), 9/25/16

### BLOCKED FIELD GOAL RETURNED FOR A TOUCHDOWN

By Jaguars — Chris Hudson (58 yards) vs. Pittsburgh, 9/22/97  
By Opponents — Antrel Rolle of Arizona (83 yards), 9/20/09

### BLOCKED PUNT RETURNED FOR A TOUCHDOWN

By Jaguars — Mike Harris (19 yards) at Tennessee, 12/30/12  
By Opponents — Kamar Aiken of Baltimore (11 yards), 12/14/14

### BLOCKED PUNT

By Jaguars — Hayes Pullard III vs. San Diego, 11/29/15  
By Opponents — Darian Stewart of Baltimore (Bryan Anger), 12/14/14

### BLOCKED EXTRA POINT

By Jaguars — Tony Brackens vs. Cincinnati (Doug Pelfrey), 10/5/97  
By Opponents — Bernard Pollard of Tennessee (Josh Scobee), 12/22/13

### TWO-POINT CONVERSION MADE

By Jaguars — B. Bortles pass to A. Robinson vs. Houston, 11/13/16  
By Opponents — J. Winston pass to V. Jackson of Tampa Bay, 10/11/15

### TWO-POINT CONVERSION FAILED

By Jaguars — Blake Bortles at New Orleans (pass failed), 12/27/15  
By Opponents — Joe Flacco of Baltimore (pass failed), 11/15/15

### RECOVERED OWN ONSIDE KICK

By Jaguars — at Baltimore (J. Cyprien), 12/14/14  
By Opponents — vs. Houston (Q. Demps), 12/27/11

# JAGUARS 2016 REPORT

## JACKSONVILLE JAGUARS / WEEK 11 / THROUGH MONDAY, NOVEMBER 21, 2016

WON 2, LOST 8				* RUSHING	No.	Yds	Avg	Long	TD			
09/11 L 23-27	Green Bay	63,179	Ivory	84	306	3.6	42	1				
09/18 L 14-38	at San Diego	52,165	Yeldon	83	301	3.6	16	1				
09/25 L 17-19	Baltimore	60,127	Bortles	37	213	5.8	26	1				
10/02 W 30-27	Indianapolis	83,764	D. Robinson	7	35	5.0	9	0				
10/16 W 17-16	at Chicago	61,054	Lee	3	23	7.7	11	0				
10/23 L 16-33	Oakland	62,614	Henne	1	-2	-2.0	-2	0				
10/27 L 22-36	at Tennessee	61,619	TEAM	215	876	4.1	42	3				
11/06 L 14-19	at Kansas City	73,294	OPPONENTS	287	1130	3.9	45	10				
11/13 L 21-24	Houston	62,091	* RECEIVING	No.	Yds	Avg	Long	TD				
11/20 L 19-26	at Detroit	61,486	A. Robinson	51	567	11.1	35	6				
11/27	at Buffalo		Lee	42	544	13.0	51	1				
12/04	Denver		Hurns	34	465	13.7	42t	2				
12/11	Minnesota		Yeldon	34	217	6.4	17	1				
12/18	at Houston		Thomas	30	281	9.4	24	4				
12/24	Tennessee		Lewis	20	169	8.5	37	1				
01/01	at Indianapolis		Ivory	15	106	7.1	22	0				
	Jax	Opp.	Koyack	8	76	9.5	15	0				
TOTAL FIRST DOWNS	207	192	Benn	5	116	23.2	51t	1				
Rushing	38	64	Greene	5	32	6.4	9	0				
Passing	143	104	Walters	2	14	7.0	7t	1				
Penalty	26	24	D. Robinson	2	11	5.5	7	0				
3rd Down: Made/Att	46/133	63/150	C. Grant	1	15	15.0	15t	1				
3rd Down Pct.	34.6	42.0	Sterling	1	10	10.0	10	0				
4th Down: Made/Att	5/11	4/8	TEAM	250	2623	10.5	51t	18				
4th Down Pct.	45.5	50.0	OPPONENTS	223	2213	9.9	64t	14				
POSSESSION AVG.	28:23	31:37	* INTERCEPTIONS	No.	Yds	Avg	Long	TD				
TOTAL NET YARDS	3375	3226	Gipson	1	30	30.0	30	0				
Avg. Per Game	337.5	322.6	Ngakoue	1	9	9.0	9	0				
Total Plays	651	649	Posluszny	1	0	0.0	0	0				
Avg. Per Play	5.2	5.0	TEAM	3	39	13.0	30	0				
NET YARDS RUSHING	876	1130	OPPONENTS	13	209	16.1	42t	2				
Avg. Per Game	87.6	113.0	* PUNTING	No.	Yds	Avg	Net	TB	In	Lg	B	
Total Rushes	215	287	Nortman	46	2138	46.5	38.6	5	15	78	0	
NET YARDS PASSING	2499	2096	TEAM	46	2138	46.5	38.6	5	15	78	0	
Avg. Per Game	249.9	209.6	OPPONENTS	47	2220	47.2	43.4	1	21	61	0	
Sacked/Yards Lost	21/124	19/117	* PUNT RETURNS	Ret	FC	Yds	Avg	Long	TD			
Gross Yards	2623	2213	Greene	19	5	121	6.4	42	0			
Att./Completions	415/250	343/223	Walters	5	5	34	6.8	12	0			
Completion Pct.	60.2	65.0	Lee	2	3	3	1.5	3	0			
Had Intercepted	13	3	TEAM	26	13	158	6.1	42	0			
PUNTS/AVERAGE	46/46.5	47/47.2	OPPONENTS	19	9	261	13.7	57	1			
NET PUNTING AVG.	46/38.6	47/43.4	* KICKOFF RETURNS	No.	Yds	Avg	Long	TD				
PENALTIES/YARDS	79/749	68/637	C. Grant	12	256	21.3	32	0				
FUMBLES/BALL LOST	16/9	11/4	Lee	12	310	25.8	45	0				
TOUCHDOWNS	21	27	Benn	2	16	8.0	16	0				
Rushing	3	10	TEAM	26	582	22.4	45	0				
Passing	18	14	OPPONENTS	8	141	17.6	39	0				
Returns	0	3	* FIELD GOALS	1-19	20-29	30-39	40-49	50+				
* SCORE BY PERIODS	Q1	Q2	Q3	Q4	OT	PTS	Myers	0/0	4/4	3/3	5/5	3/6
TEAM	24	49	37	83	0	193	TEAM	0/0	4/4	3/3	5/5	3/6
OPPONENTS	51	100	52	62	0	265	OPPONENTS	0/0	9/9	7/7	5/5	6/6
* SCORING	TD	Ru	Pa	Rt	K-PAT	FG	S	PTS	Myers: (26G, 39G, 50G) (54N) (49G, 52B) (22G, 46G, 49G)			
Myers	0	0	0	0	18/19	15/18	0	63	(30G) (23G, 37G, 44G) ( ) (54N) (54G, 44G) (27G, 52G)			
A. Robinson	6	0	6	0	0	0	38	OPP: (25G, 20G) (25G) (43G, 42G, 37G, 53G) (53G, 49G)				
Thomas	4	0	4	0	0	0	24	(36G, 24G, 32G) (26G, 32G, 44G, 52G) (32G, 22G, 33G) (26G,				
Hurns	2	0	2	0	0	0	12	51G, 24G, 36G) (49N, 50N, 51G) (27G, 43G)				
Yeldon	2	1	1	0	0	0	12					
Bortles	1	1	0	0	0	0	8					
Benn	1	0	1	0	0	0	6					
C. Grant	1	0	1	0	0	0	6					
Ivory	1	1	0	0	0	0	6					
Lee	1	0	1	0	0	0	6					
Lewis	1	0	1	0	0	0	6					
Walters	1	0	1	0	0	0	6					
TEAM	21	3	18	0	18/19	15/18	0	193				
OPPONENTS	27	10	14	3	25/27	26/28	0	265				
2-Pt Conv: Bortles, A. Robinson, TM 2-2, OPP 0-0												
SACKS: Ngakoue 5, Fowler 2.5, Jackson 2.5, Alualu 2, Marks 2, Posluszny 1.5, Colvin 1, Odrick 1, C. Smith 1, Johnson 0.5, TM 19, OPP 21												
FUM/LOST: Bortles 4/3, Ivory 4/2, Greene 2/1, Yeldon 2/1, Hurns 1/0, Lee 1/1, A. Robinson 1/0, Walters 1/1												
* PASSING	Att	Cmp	Yds	Cmp%	Yds/Att	TD	TD%	Int	Int%	Long	Sack/Lost	Rating
Bortles	415	250	2623	60.2	6.32	18	4.3	13	3.1	51t	21/ 124	80.0
TEAM	415	250	2623	60.2	6.32	18	4.3	13	3.1	51t	21/ 124	80.0
OPPONENTS	343	223	2213	65.0	6.45	14	4.1	3	0.9	64t	19/ 117	93.1



# JAGUARS 2016 DEFENSE REPORT

Player	Tkl	Ast	Comb	Sack	Sk Yds	TFL	QH	Int	PD	FF	FR
Paul Posluszny	63	22	85	1.5	17	4	3	1	1	0	0
Telvin Smith	65	14	79	0	0	11	1	0	5	0	1
Johnathan Cyprien	58	18	76	0	0	2	0	0	1	0	1
Jalen Ramsey	36	8	44	0	0	1	1	0	1	0	0
Prince Amukamara	26	0	26	0	0	1	0	0	3	0	0
Dante Fowler	16	7	23	2.5	15.5	4	5	0	2	0	0
Tashaun Gipson	20	1	21	0	0	0	0	1	1	0	0
Aaron Colvin	17	3	20	1	7	2	1	0	0	0	0
Abry Jones	16	4	20	0	0	3	0	0	1	0	0
Malik Jackson	16	3	19	2.5	15.5	5	9	0	2	0	0
Tyson Alualu	13	5	18	2	14	4	3	0	0	0	0
Yannick Ngakoue	14	2	16	5	25	3	10	1	2	3	0
Myles Jack	12	2	14	0	0	1	1	0	1	0	0
Davon House	12	2	14	0	0	0	0	0	0	0	0
Jared Odrick	9	3	12	1	0	0	1	0	1	1	0
Dan Skuta	10	1	11	0	0	1	0	0	1	0	0
Sen'Derrick Marks	9	2	11	2	14	4	6	0	0	0	0
Roy Miller	10	0	10	0	0	1	1	0	0	0	0
Dwayne Gratz	5	0	5	0	0	0	0	0	0	0	0
Josh Johnson	3	2	5	0.5	5	0	1	0	1	0	0
Chris Smith	4	0	4	1	4	1	1	0	0	0	0
Sheldon Day	4	0	4	0	0	3	0	0	0	0	0
Richard Ash	1	3	4	0	0	0	0	0	0	0	0
Peyton Thompson	1	1	2	0	0	0	0	0	0	0	0
Hayes Pullard	1	1	2	0	0	0	0	0	0	0	0
Team Totals	442	104	546	19	117	51	44	3	23	4	2

# BILLS 2016 REPORT

## BUFFALO BILLS / WEEK 11 / THROUGH MONDAY, NOVEMBER 21, 2016

WON 5, LOST 5										* RUSHING	No.	Yds	Avg	Long	TD	
09/11 L 7-13	at Baltimore	71,104	McCoy	138	716	5.2	53	7								
09/15 L 31-37	New York Jets	70,256	Taylor	63	401	6.4	49	4								
09/25 W 33-18	Arizona	68,647	Gillislee	56	326	5.8	44t	4								
10/02 W 16-0	at New England	66,829	J. Williams	17	61	3.6	9	1								
10/09 W 30-19	at Los Angeles	83,679	Tate	2	18	9.0	14	0								
10/16 W 45-16	San Francisco	70,003	Schmidt	1	16	16.0	16	0								
10/23 L 25-28	at Miami	65,658	Manuel	5	13	2.6	8	0								
10/30 L 25-41	New England	70,442	Felton	5	12	2.4	6	0								
11/07 L 25-31	at Seattle	69,084	Harvin	1	11	11.0	11	0								
11/20 W 16-12	at Cincinnati	61,356	Woods	1	6	6.0	6	0								
11/27	Jacksonville		Bush	9	-2	-2	5	1								
12/04	at Oakland		TEAM	298	1578	5.3	53	17								
12/11	Pittsburgh		OPPONENTS	268	1073	4.0	53	12								
12/18	Cleveland		* RECEIVING	No.	Yds	Avg	Long	TD								
12/24	Miami		Woods	42	493	11.7	29	1								
01/01	at New York Jets		Clay	34	306	9.0	33	0								
	Buff.	Opp.	McCoy	26	144	5.5	15	1								
TOTAL FIRST DOWNS	202	214	Goodwin	18	316	17.6	84t	3								
Rushing	88	64	W. Powell	13	141	10.8	35	0								
Passing	93	124	Gillislee	8	40	5.0	18t	1								
Penalty	21	26	O'Leary	7	94	13.4	28	0								
3rd Down: Made/Att	51/131	51/127	Bush	7	90	12.9	25	0								
3rd Down Pct.	38.9	40.2	Tate	6	96	16.0	34	0								
4th Down: Made/Att	6/10	2/9	Hunter	6	71	11.8	30t	3								
4th Down Pct.	60.0	22.2	Hunter	6	71	11.8	30t	3								
POSSESSION AVG.	29:32	30:28	Watkins	6	63	10.5	19	0								
TOTAL NET YARDS	3435	3460	Salas	4	89	22.3	71t	1								
Avg. Per Game	343.5	346.0	Felton	3	31	10.3	22	0								
Total Plays	625	630	Harvin	2	6	3.0	5	0								
Avg. Per Play	5.5	5.5	J. Williams	1	0	0.0	0	0								
NET YARDS RUSHING	1578	1073	TEAM	183	1980	10.8	84t	10								
Avg. Per Game	157.8	107.3	OPPONENTS	204	2590	12.7	66t	11								
Total Rushes	298	268	* INTERCEPTIONS	No.	Yds	Avg	Long	TD								
NET YARDS PASSING	1857	2387	Gilmore	4	104	26.0	49	0								
Avg. Per Game	185.7	238.7	Robey-Coleman	2	44	22.0	41t	1								
Sacked/Yards Lost	26/123	31/203	Graham	1	0	0.0	0	0								
Gross Yards	1980	2590	White	1	0	0.0	0	0								
Att./Completions	301/183	331/204	TEAM	8	148	18.5	49	1								
Completion Pct.	60.8	61.6	OPPONENTS	4	31	7.8	31	0								
Had Intercepted	4	8	* PUNTING	No.	Yds	Avg	Net	TB	In	Lg	B					
PUNTS/AVERAGE	46/42.1	42/42.1	Schmidt	46	1937	42.1	38.6	2	17	58	0					
NET PUNTING AVG.	46/38.6	42/36.9	TEAM	46	1937	42.1	38.6	2	17	58	0					
PENALTIES/YARDS	81/733	79/633	OPPONENTS	42	1769	42.1	36.9	2	9	62	1					
FUMBLES/BALL LOST	11/2	18/6	* PUNT RETURNS	Ret	FC	Yds	Avg	Long	TD							
TOUCHDOWNS	30	23	Tate	16	9	165	10.3	31	0							
Rushing	17	12	Bush	2	2	13	6.5	13	0							
Passing	10	11	W. Powell	0	1	0	---	---	0							
Returns	3	0	TEAM	18	12	178	9.9	31	0							
* SCORE BY PERIODS	Q1	Q2	Q3	Q4	OT	PTS	OPPONENTS	21	5	121	5.8	22	0			
TEAM	65	62	61	65	0	253	* KICKOFF RETURNS	No.	Yds	Avg	Long	TD				
OPPONENTS	45	88	38	44	0	215	Tate	14	342	24.4	45	0				
* SCORING	TD-Ru-Pa-Rt	K-PAT	FG	S	PTS	Bush	5	103	20.6	35	0					
Carpenter	0	0	0	0	25/27	14/18	0	67	Felton	2	18	9.0	11	0		
McCoy	8	7	1	0	0	0	48	O'Leary	1	13	13.0	13	0			
Gillislee	5	4	1	0	0	0	30	TEAM	22	476	21.6	45	0			
Taylor	4	4	0	0	0	0	26	OPPONENTS	32	670	20.9	73	0			
Goodwin	3	0	3	0	0	0	18	* FIELD GOALS	1-19	20-29	30-39	40-49	50+			
Hunter LG	3	0	3	0	0	0	18	Carpenter	1/	1	5/	5	3/	3	4/	7
Hunter TM	3	0	3	0	0	0	18	TEAM	1/	1	5/	5	3/	3	4/	7
Robey-Coleman	2	0	0	2	0	12	OPPONENTS	0/	0	3/	3	8/	8	3/	4	4/4
Bush	1	1	0	0	0	8	Carpenter:	(49N)	(39G)	(19G,45G)	(34G,43G,47N,44G)					
Salas	1	0	1	0	0	6	(23G)	(40G)	(29G)	(23G,49N)	(31G,54N)	(26G,54G,20G)				
A. Williams	1	0	0	1	0	6	OPP:	(50G,37G)	(28G,29G,36G)	(60G)	(48N)	(37G,32G,				
J. Williams	1	1	0	0	0	6	54G,22G)	(33G,48G,47G)	(36G,33G)	(51G,32G)	(49G)	( )				
Woods	1	0	1	0	0	6										
O'Leary	0	0	0	0	0	2										
TEAM	30	17	10	3	25/27	14/18	0	253								
OPPONENTS	23	12	11	0	19/21	18/19	1	215								
2-Pt Conv: Bush, O'Leary, Taylor, TM	3-3, OPP	1-2	SACKS: Alexander	10, Hughes	5, K. Williams	3.5, Z. Brown	3, A. Washington	2.5, Lawson	2, Dareus	1.5, Douzable	1.5, P. Brown	1, Graham	1, TM	31, OPP	26	
FUM/LOST: McCoy	3/0, Taylor	3/1, Bush	1/0, Manuel	1/0, Schmidt	1/0, J. Williams	1/1, Wood	1/0									
* PASSING	Att	Cmp	Yds	Cmp%	Yds/Att	TD	TD%	Int	Int%	Long	Sack/Lost	Rating				
Taylor	295	181	1935	61.4	6.56	10	3.4	4	1.4	84t	25/	121	86.2			
Manuel	5	2	45	40.0	9.00	0	0.0	0	0.0	35	1/	2	72.9			
J. Williams	1	0	0	0.0	0.00	0	0.0	0	0.0	---	0/	0	39.6			
TEAM	301	183	1980	60.8	6.58	10	3.3	4	1.3	84t	26/	123	85.7			
OPPONENTS	331	204	2590	61.6	7.82	11	3.3	8	2.4	66t	31/	203	87.1			



**ROSTER INFORMATION**  
**REGULAR SEASON WEEK 12 AT BUFFALO**



# JAGUARS 2016 ALPHABETICAL ROSTER

NO	NAME	POS	HT	WT	DOB	AGE	EXP	COLLEGE	HOMETOWN	HOW ACQ
10	Allen, Brandon	QB	6-2	219	9/5/92	24	R	Arkansas	Fayetteville, Ark.	D6b-'16
93	Alualu, Tyson	DE	6-3	304	5/12/87	29	7	California	Honolulu, Hawaii	D1-'10
21	Amukamara, Prince	CB	6-0	202	6/6/89	27	6	Nebraska	Leominster, Mass.	UFA (NYG)-'16
94	Ash, Richard	DT	6-3	325	8/4/92	24	1	Western Michigan	Pahokee, Fla.	FA-'16
68	Beachum, Kelvin	OT	6-3	316	6/8/89	27	5	Southern Methodist	Mexia, Texas	UFA (Pit.)-'16
17	Benn, Arrelious	WR	6-2	222	9/8/88	28	6	Illinois	Washington, D.C.	FA-'16
5	Bortles, Blake	QB	6-5	239	4/28/92	24	3	Central Florida	Oviedo, Fla.	D1-'14
59	Brown, Arthur	LB	6-0	240	6/17/90	26	4	Kansas State	Wichita, Kan.	W (Bal.)-'16
60	Cann, A.J.	G	6-3	317	10/23/91	25	2	South Carolina	Bamberg, S.C.	D3-'15
22	Colvin, Aaron	CB	6-0	193	10/2/91	25	3	Oklahoma	Tulsa, Okla.	D4-'14
37	Cyprien, Johnathan	S	6-0	217	7/29/90	26	4	Florida International	North Miami Beach, Fla.	D2-'13
92	Day, Sheldon	DT	6-1	285	7/1/94	22	R	Notre Dame	Indianapolis, Ind.	D4-'16
56	Fowler Jr., Dante	DE	6-3	250	8/3/94	22	2	Florida	St. Petersburg, Fla.	D1-'15
39	Gipson, Tashaun	FS	5-11	210	8/7/90	26	5	Wyoming	Dallas, Texas	UFA (Cle.)-'16
30	Grant, Corey	RB	5-11	204	12/19/91	24	2	Auburn	Opelika, Ala.	FA-'15
13	Greene Sr., Rashad	WR	5-11	190	9/23/92	24	2	Florida State	Albany, Ga.	D5-'15
7	Henne, Chad	QB	6-3	219	7/2/85	31	9	Michigan	Wyomissing, Pa.	UFA (Mia.)-'12
79	Hill, Jordan	DT	6-1	291	2/8/91	25	4	Penn State	Harrisburg, Pa.	W (Was.)-'16
31	House, Davon	CB	6-0	200	7/10/89	27	6	New Mexico State	Palmdale, Calif.	UFA (G.B.)-'15
88	Hurns, Allen	WR	6-3	201	11/12/91	25	3	Miami (Fla.)	Miami, Fla.	FA-'14
33	Ivory, Chris	RB	6-0	224	3/22/88	28	7	Tiffin	Longview, Texas	UFA (NYJ)-'16
44	Jack, Myles	LB	6-1	247	9/3/95	21	R	UCLA	Scottsdale, Ariz.	D2-'16
90	Jackson, Malik	DL	6-5	300	1/11/90	26	5	Tennessee	Van Nuys, Calif.	UFA (Den.)-'16
29	Johnson, Josh	CB	5-10	195	9/10/90	26	1	Purdue	Dade City, Fla	FA-'16
95	Jones, Abry	DT	6-4	318	9/8/91	25	4	Georgia	Warner Robins, Ga.	FA-'13
83	Koyack, Ben	TE	6-5	269	4/9/93	23	1	Notre Dame	Oil City, Pa.	D7-'15
11	Lee, Marqise	WR	6-0	200	11/25/91	24	3	Southern California	Inglewood, Calif.	D2-'14
65	Linder, Brandon	C	6-6	309	1/25/92	24	3	Miami (Fla.)	Southwest Ranches, Fla.	D3-'14
99	Marks, Sen'Derrick	DT	6-2	309	2/23/87	29	8	Auburn	Mobile, Ala.	UFA (Ten.)-'13
2	Myers, Jason	K	5-10	195	5/12/91	25	2	Marist	Chula Vista, Calif.	FA-'15
91	Ngakoué, Yannick	DE	6-2	246	3/31/95	21	R	Maryland	Bowie, Md.	D3-'16
3	Nortman, Brad	P	6-2	218	9/12/89	27	5	Wisconsin	Brookfield, Wis.	UFA (Car.)-'16
75	Odrick, Jared	DL	6-5	298	12/31/87	28	7	Penn State	Lebanon County, Pa.	UFA (Mia.)-'15
78	Parnell, Jermeý	OT	6-6	323	7/20/86	30	6	Mississippi	Blytheville, Ark.	UFA (Dal.)-'15
51	Posluszny, Paul	LB	6-2	232	10/10/84	32	10	Penn State	Aliquippa, Pa.	UFA (Buf.)-'11
73	Poutasi, Jeremiah	OL	6-5	335	8/7/94	22	2	Utah	Daly City, Calif.	FA-'16
52	Pullard III, Hayes	LB	6-0	233	4/18/92	24	2	Southern California	Los Angeles, Calif.	PS (Cle.)-'15
20	Ramsey, Jalen	CB	6-2	211	10/24/94	22	R	Florida State	Smyrna, Tenn.	D1-'16
64	Reed, Chris	G	6-5	310	7/22/92	24	1	Minnesota State	Omaha, Neb.	FA-'15
15	Robinson, Allen	WR	6-3	218	8/24/93	23	3	Penn State	Southfield, Mich.	D2a-'14
16	Robinson, Denard	RB	6-0	213	9/22/90	26	4	Michigan	Deerfield Beach, Fla.	D5-'13
69	Shatley, Tyler	G	6-3	306	5/5/91	25	2	Clemson	Icard, N.C.	FA-'14
55	Skuta, Dan	LB	6-2	252	4/21/86	30	8	Grand Valley State	Flint, Mich.	UFA (S.F.)-'15
98	Smith, Chris	DE	6-1	262	2/11/92	24	3	Arkansas	Mount Ulla, N.C.	D5b-'14
50	Smith, Telvin	LB	6-3	218	4/11/91	25	3	Florida State	Valdosta, Ga.	D5a-'14
87	Sterling, Neal	TE	6-4	254	1/14/92	24	2	Monmouth	Belmar, N.J.	D7a-'15
80	Thomas, Julius	TE	6-5	256	6/27/88	28	6	Portland State	Stockton, Calif.	UFA (Den.)-'15
25	Thompson, Peyton	FS	5-10	189	9/26/90	26	2	San Jose State	Sacramento, Calif.	FA-'14
46	Tinker, Carson	LS	6-0	239	11/15/89	27	4	Alabama	Murfreesboro, Tenn.	FA-'13
81	Walters, Bryan	WR	6-0	195	11/4/87	29	5	Cornell	Bothell, Wash.	FA-'16
72	Wells, Josh	OT	6-6	305	2/14/91	25	3	James Madison	Mechanicsville, Va.	FA-'14
47	Wilson, Jarrod	S	6-2	209	2/9/94	22	R	Michigan	Arkon, Ohio	FA-'16
24	Yeldon, T.J.	RB	6-1	223	10/2/93	23	2	Alabama	Daphne, Ala.	D2-'15

Head Coach: Gus Bradley

Assistants: John Benton (assistant offensive line), Daniel Bullocks (assistant defensive backs), John Donovan (offensive quality control) Nathaniel Hackett (offensive coordinator), Alex Hampton (strength associate), Scottie Hazelton (assistant linebackers), Monte Kiffin (defensive assistant), Jess Langvardt (strength associate), Mike Mallory (special teams coordinator), Doug Marrone (assistant head coach-offense/offensive line), Ron Middleton (tight ends/assistant special teams), Tom Myslinski (strength and conditioning coordinator), Chris O'Hara (offensive coaches associate), Mike Rutenberg (defensive assistant), Robert Saleh (linebackers), Cedric Scott (assistant strength coach), Dan Shamash (defensive quality control), Kelly Skipper (running backs), Matt Smiley (assistant special teams coach), Tony Sorrentino (assistant wide receivers coach), Jerry Sullivan (wide receivers), DeWayne Walker (defensive backs), Todd Wash (defensive coordinator), Aaron Whitecotton (assistant defensive line), Tyler Wolf (assistant to head coach).

# JAGUARS 2016 NUMERICAL ROSTER

11/22/2016

NO	NAME	POS	HT	WT	DOB	AGE	EXP	COLLEGE	HOMETOWN	HOW	ACQ
2	Jason Myers	K	5-10	195	5/12/91	25	2	Marist	Chula Vista, Calif.	FA	'15
3	Brad Nortman	P	6-2	218	9/12/89	27	5	Wisconsin	Brookfield, Wis.	UFA (Car.)	'16
5	Blake Bortles	QB	6-5	239	4/28/92	24	3	Central Florida	Oviedo, Fla.	D1	'14
7	Chad Henne	QB	6-3	219	7/2/85	31	9	Michigan	Wyomissing, Pa.	UFA (Mia.)	'12
10	Brandon Allen	QB	6-1	219	9/5/92	24	R	Arkansas	Fayetteville, Ark.	D6b	'16
11	Marqise Lee	WR	6-0	200	11/25/91	24	3	Southern California	Inglewood, Calif.	D2	'14
13	Rashad Greene Sr.	WR	5-11	190	9/23/92	24	2	Florida State	Albany, Ga.	D5	'15
15	Allen Robinson	WR	6-3	218	8/24/93	23	3	Penn State	Southfield, Mich.	D2a	'14
16	Denard Robinson	RB	6-0	213	9/22/90	26	4	Michigan	Deerfield Beach, Fla.	D5	'13
17	Arrelious Benn	WR	6-2	222	9/8/88	28	6	Illinois	Washington, D.C.	FA	'16
20	Jalen Ramsey	CB	6-1	211	10/24/94	22	R	Florida State	Smyrna, Tenn.	D1	'16
21	Prince Amukamara	CB	6-0	202	6/6/89	27	6	Nebraska	Leominster, Mass.	UFA (NYG)	'16
22	Aaron Colvin	CB	6-0	193	10/2/91	25	3	Oklahoma	Tulsa, Okla.	D3	'14
24	T.J. Yeldon	RB	6-1	223	10/2/93	23	2	Alabama	Daphne, Ala.	D2	'15
25	Peyton Thompson	FS	5-10	189	9/26/90	26	2	San Jose State	Sacramento, Calif.	FA	'14
29	Josh Johnson	DB	5-10	195	9/10/90	26	1	Purdue	Dade City, Fla.	FA	'16
30	Corey Grant	RB	5-11	204	12/19/91	24	2	Auburn	Opelika, Ala.	FA	'15
31	Davon House	CB	6-0	200	7/10/89	27	6	New Mexico State	Palmdale, Calif.	UFA (G.B.)	'15
33	Chris Ivory	RB	6-0	224	3/22/88	28	7	Tiffin	Longview, Texas	UFA (NYJ)	'16
37	Johnathan Cyprien	S	6-0	217	7/29/90	26	4	Florida International	North Miami Beach, Fla.	D2	'13
39	Tashuan Gipson	FS	5-11	210	8/7/90	26	5	Wyoming	Dallas, Texas	UFA (Cle.)	'16
44	Myles Jack	LB	6-1	247	9/3/95	21	R	UCLA	Scottsdale, Ariz.	D2	'16
46	Carson Tinker	LS	6-0	239	11/15/89	27	4	Alabama	Murfreesboro, Tenn.	FA	'13
47	Jarrod Wilson	S	6-2	209	1/23/94	22	R	Michigan	Arkon, Ohio	FA	'16
50	Telvin Smith	LB	6-3	218	4/11/91	25	3	Florida State	Valdosta, Ga.	D5a	'14
51	Paul Posluszny	LB	6-2	232	10/10/84	32	10	Penn State	Aliquippa, Pa.	UFA (Buf.)	'11
52	Hayes Pullard III	LB	6-0	233	4/18/92	24	2	Southern California	Los Angeles, Calif.	PS (Cle.)	'15
55	Dan Skuta	LB	6-2	252	4/21/86	30	8	Grand Valley State	Flint, Mich.	UFA (S.F.)	'15
56	Dante Fowler Jr.	DE	6-3	250	8/3/94	22	2	Florida	St. Petersburg, Fla.	D1	'15
59	Arthur Brown	LB	6-0	240	6/17/90	26	4	Kansas State	Wichita, Kan.	W (Bal.)	'16
60	A.J. Cann	G	6-3	317	10/23/91	25	2	South Carolina	Bamberg, S.C.	D3	'15
64	Chris Reed	G	6-5	310	7/22/92	24	1	Minnesota State	Omaha, Neb.	FA	'15
65	Brandon Linder	C	6-6	309	1/25/92	24	3	Miami (Fla.)	Southwest Ranches, Fla.	D3	'14
68	Kelvin Beachum	OT	6-3	316	6/8/89	27	5	Southern Methodist	Mexia, Texas	UFA (Pit.)	'16
69	Tyler Shatley	G	6-3	306	5/5/91	25	2	Clemson	Icard, N.C.	FA	'14
72	Josh Wells	OL	6-6	305	2/14/91	25	3	James Madison	Mechanicsville, Va.	FA	'14
73	Jermiah Poutasi	OL	6-5	335	8/7/94	22	2	Utah	Daly City, Calif.	PS	'16
75	Jared Odrick	DL	6-5	298	12/31/87	28	7	Penn State	Lebanon County, Pa.	UFA (Mia.)	'15
78	Jermey Parnell	OT	6-6	323	7/20/86	30	7	Mississippi	Blytheville, Ark.	UFA (Dal.)	'15
79	Jordan Hill	DT	6-1	291	2/8/91	25	4	Penn State	Harrisburg, Pa.	W (Was.)	'16
80	Julius Thomas	TE	6-5	256	6/27/88	28	6	Portland State	Stockton, Calif.	UFA (Den.)	'15
81	Bryan Walters	WR	6-0	195	11/4/87	29	5	Cornell	Bothell, Wash.	UFA (Sea.)	'15
83	Ben Koyack	TE	6-5	269	4/9/93	23	1	Notre Dame	Oil City, Pa.	D7	'15
87	Neal Sterling	TE	6-4	254	1/14/92	24	2	Monmouth	Belmar, N.J.	D7a	'15
88	Allen Hurns	WR	6-3	201	11/12/91	25	3	Miami (Fla.)	Miami, Fla.	FA	'14
90	Malik Jackson	DL	6-5	300	1/11/90	26	5	Tennessee	Van Nuys, Calif.	UFA (Den.)	'16
91	Yannick Ngakoue	DE	6-2	246	3/31/95	21	R	Maryland	Bowie, Md.	D3	'16
92	Sheldon Day	DT	6-1	285	7/1/94	22	R	Notre Dame	Indianapolis, Ind.	D4	'16
93	Tyson Alualu	DE	6-3	304	5/12/87	29	7	California	Honolulu, Hawaii	D1	'10
94	Richard Ash	DT	6-3	325	8/4/92	24	1	Western Michigan	Pahokee, Fla.	FA	'16
95	Abry Jones	DT	6-4	318	9/8/91	25	4	Georgia	Warner Robins, Ga.	FA	'13
98	Chris Smith	DE	6-1	262	2/11/92	24	3	Arkansas	Mount Ulla, N.C.	D5b	'14
99	Sen'Derrick Marks	DT	6-2	309	2/23/87	29	8	Auburn	Mobile, Ala.	UFA (Ten.)	'13
Practice Squad											
12	Tony Washington	WR	5-11	197	10/18/90	26	2	Appalachian State	High Point, N.C.	PS	'16
14	Shane Wynn	WR	5-6	166	11/15/92	24	1	Indiana	Cleveland, Ohio	PS	'16
26	Doran Grant	CB	5-10	200	11/30/92	23	2	Ohio State	Akron, Ohio	PS	'16
34	Bronson Hill	RB	5-10	215	1/2/93	23	1	Eastern Michigan	Grand Rapids, Mich.	PS	'16
35	Akeem Davis	DB	6-1	200	12/25/89	26	3	Memphis	Laurel, Miss.	PS	'16
48	Alex Ellis	TE	6-4	253	2/10/93	23	R	Tennessee	Salisbury, Md.	PS	'16
53	Sean Porter	LB	6-1	231	1/12/91	25	3	Texas A&M	Schertz, Texas	PS	'16
67	Arturo Uzdevinis	OT	6-6	295	11/2/92	24	R	Tulane	Tampa, Fla.	PS	'16
74	Louis Nix	DT	6-2	331	7/31/91	25	3	Notre Dame	Jacksonville, Fla.	PS	'16

# JAGUARS BY EXPERIENCE

NO	NAME	POS	HT	WT	DOB	AGE	EXP	COLLEGE	HOMETOWN
<b>10th Year (1)</b>									
51	Posluszny, Paul	LB	6-2	232	10/10/84	32	10	Penn State	Aliquippa, Pa.
<b>9th Year (1)</b>									
7	Henne, Chad	QB	6-3	219	7/2/85	31	9	Michigan	Wyomissing, Pa.
<b>8th Year (2)</b>									
99	Marks, Sen'Derrick	DT	6-2	309	2/23/87	29	8	Auburn	Mobile, Ala.
55	Skuta, Dan	LB	6-2	252	4/21/86	30	8	Grand Valley State	Burton, Mich.
<b>7th Year (2)</b>									
93	Alualu, Tyson	DE	6-3	304	5/12/87	29	7	California	Honolulu, Hawaii
33	Ivory, Chris	RB	6-0	224	3/22/88	28	7	Tiffin	Longview, Texas
<b>6th Year (6)</b>									
21	Amukamara, Prince	CB	6-0	202	6/6/89	27	6	Nebraska	Leominster, Mass.
17	Benn, Arrelious	WR	6-2	222	9/8/88	28	6	Illinois	Washington, D.C.
31	House, Davon	CB	6-0	200	7/10/89	27	6	New Mexico State	Palmdale, Calif.
75	Odrick, Jared	DL	6-5	298	12/31/87	28	6	Penn State	Lebanon County, Pa.
78	Parnell, Jermey	OT	6-6	323	7/20/86	30	6	Mississippi	Blytheville, Ark.
80	Thomas, Julius	TE	6-5	256	6/27/88	28	6	Portland State	Stockton, Calif.
<b>5th Year (5)</b>									
68	Beachum, Kelvin	OT	6-3	316	6/8/89	27	5	Southern Methodist	Mexia, Texas
39	Gipson, Tashaun	FS	5-11	210	8/7/90	26	5	Wyoming	Dallas, Texas
90	Jackson, Malik	DL	6-5	300	1/11/90	26	5	Tennessee	Van Nuys, Calif.
3	Nortman, Brad	P	6-2	218	9/12/89	27	5	Wisconsin	Brookfield, Wis.
81	Walters, Bryan	WR	6-0	195	11/4/87	29	5	Cornell	Bothell, Wash.
<b>4th Year (6)</b>									
59	Brown, Arthur	LB	6-0	240	6/17/90	26	4	Kansas State	Wichita, Kan.
37	Cyprien, Johnathan	S	6-0	217	7/29/90	26	4	Florida International	N. Miami Beach, Fla.
79	Hill, Jordan	DT	6-1	291	2/8/91	25	4	Penn State	Harrisburg, Pa.
95	Jones, Abry	DT	6-4	318	9/8/91	25	4	Georgia	Warner Robins, Ga.
16	Robinson, Denard	RB	6-0	213	9/22/90	26	4	Michigan	Deerfield Beach, Fla.
46	Tinker, Carson	LS	6-0	239	11/15/89	27	4	Alabama	Murfreesboro, Tenn.
<b>3rd Year (9)</b>									
5	Bortles, Blake	QB	6-5	239	4/28/92	24	3	Central Florida	Oviedo, Fla.
22	Colvin, Aaron	CB	6-0	193	10/2/91	25	3	Oklahoma	Tulsa, Okla.
88	Hurns, Allen	WR	6-3	201	11/12/91	25	3	Miami (Fla.)	Miami, Fla.
11	Lee, Marqise	WR	6-0	200	11/25/91	24	3	Southern California	Inglewood, Calif.
65	Linder, Brandon	G	6-6	309	1/25/92	24	3	Miami (Fla.)	Southwest Ranches, Fla.
15	Robinson, Allen	WR	6-3	218	8/24/93	28	3	Penn State	Southfield, Mich.
98	Smith, Chris	DE	6-1	262	2/11/92	24	3	Arkansas	Mount Ulla, N.C.
50	Smith, Telvin	LB	6-3	218	4/11/91	25	3	Florida State	Valdosta, Ga.
72	Wells, Josh	OL	6-6	305	2/14/91	25	3	James Madison	Mechanicsville, Va.
<b>2nd Year (11)</b>									
60	Cann, A.J.	G	6-2	317	10/23/91	25	2	South Carolina	Bamberg, S.C.
56	Fowler Jr., Dante	DE	6-3	250	8/3/94	22	2	Florida	St. Petersburg, Fla.
30	Grant, Corey	RB	5-11	204	12/19/91	24	2	Auburn	Opelika, Ala.
13	Greene Sr., Rashad	WR	5-11	190	9/23/92	24	2	Florida State	Albany, Ga.
2	Myers, Jason	K	5-10	195	5/12/91	25	2	Marist	Chula Vista, Calif.
73	Poutasi, Jeremiah	OL	6-5	335	8/7/94	22	2	Utah	Daly City, Calif.
52	Pullard III, Hayes	LB	6-0	233	4/18/92	24	2	Southern California	Los Angeles, Calif.
69	Shatley, Tyler	G	6-3	306	5/5/91	25	2	Clemson	Icard, N.C.
87	Sterling, Neal	TE	6-4	254	1/14/92	24	2	Monmouth	Belmar, N.J.
25	Thompson, Peyton	FS	6-0	189	9/26/90	26	2	San Jose State	Sacramento, Calif.
24	Yeldon, T.J.	RB	6-1	223	10/2/93	23	2	Alabama	Daphne, Ala.
<b>1st Year (4)</b>									
94	Ash, Richard	DT	6-3	325	8/4/92	24	1	Western Michigan	Pahokee, Fla.
29	Johnson, Josh	DB	5-10	195	9/10/90	26	1	Purdue	Dade City, Fla.
83	Koyack, Ben	TE	6-5	269	4/9/93	23	1	Notre Dame	Oil City, Pa.
64	Reed, Chris	G	6-5	310	7/22/92	24	1	Minnesota State	Omaha, Neb.
<b>Rookies (6)</b>									
10	Allen, Brandon	QB	6-1	219	9/5/92	24	R	Arkansas	Fayetteville, Ark.
92	Day, Sheldon	DT	6-1	285	7/1/94	22	R	Notre Dame	Indianapolis, Ind.
44	Jack, Myles	LB	6-1	247	9/3/95	21	R	UCLA	Scottsdale, Ariz.
91	Ngakoue, Yannick	DE	6-2	246	3/31/95	21	R	Maryland	Bowie, Md.
20	Ramsey, Jalen	CB	6-1	211	10/24/94	22	R	Florida State	Smyrna, Tenn.
47	Wilson, Jarrod	S	6-2	209	2/9/94	22	R	Michigan	Arkon, Ohio

# JAGUARS BY POSITION

53

## OFFENSE 24

	NO	NAME	POS	HT	WT	EXP	COLLEGE
<b>3 QUARTERBACKS</b>	5	Bortles, Blake	QB	6-5	239	3	Central Florida
	7	Henne, Chad	QB	6-3	219	9	Michigan
	10	Allen, Brandon	QB	6-1	219	R	Arkansas
<b>4 RUNNING BACKS</b>	16	Robinson, Denard	RB	6-0	213	4	Michigan
	24	Yeldon, T.J.	RB	6-1	223	2	Alabama
	30	Grant, Corey	RB	5-11	204	2	Auburn
	33	Ivory, Chris	RB	6-0	224	7	Tiffin
<b>6 WIDE RECEIVERS</b>	11	Lee, Marqise	WR	6-0	200	3	Southern California
	13	Greene Sr., Rashad	WR	5-11	190	2	Florida State
	15	Robinson, Allen	WR	6-3	218	3	Penn State
	17	Benn, Arrelious	WR	6-2	222	6	Illinois
	81	Walters, Bryan	WR	6-0	195	5	Cornell
	88	Hurns, Allen	WR	6-3	201	3	Miami (Fla.)
<b>3 TIGHT ENDS</b>	80	Thomas, Julius	TE	6-5	256	6	Portland State
	83	Koyack, Ben	TE	6-5	269	1	Notre Dame
	87	Sterling, Neal	TE	6-4	254	2	Monmouth
<b>8 OFFENSIVE LINEMEN</b>	60	Cann, A.J.	G	6-3	317	2	South Carolina
	64	Reed, Chris	G	6-5	310	1	Minnesota State
	65	Linder, Brandon	G	6-6	309	3	Miami (Fla.)
	68	Beachum, Kelvin	OT	6-3	316	5	Southern Methodist
	69	Shatley, Tyler	G	6-3	306	3	Clemson
	72	Wells, Josh	OL	6-6	305	3	James Madison
	73	Poutasi, Jeremiah	OL	6-5	335	2	Utah
	78	Parnell, Jermeiy	OT	6-6	323	7	Mississippi

## SPECIAL TEAMS 3

<b>3 KICKERS/SPECIALISTS</b>	2	Myers, Jason	K	5-10	195	2	Marist
	3	Nortman, Brad	P	6-2	218	5	Wisconsin
	46	Tinker, Carson	LS	6-0	239	4	Alabama

## DEFENSE 26

<b>11 DEFENSIVE LINEMEN</b>	56	Fowler, Jr., Dante	DE	6-3	250	2	Florida
	75	Odrick, Jared	DE	6-5	298	7	Penn State
	79	Hill, Jordan	DT	6-1	291	4	Penn State
	90	Jackson, Malik	DL	6-5	300	5	Tennessee
	91	Ngakoue, Yannick	DE	6-2	246	R	Maryland
	92	Day, Sheldon	DT	6-1	285	R	Notre Dame
	93	Alualu, Tyson	DE	6-3	304	7	California
	94	Ash, Richard	DT	6-3	325	1	Western Michigan
	95	Jones, Abry	DT	6-4	318	4	Georgia
	98	Smith, Chris	DE	6-1	262	3	Arkansas
	99	Marks, Sen'Derrick	DT	6-2	309	8	Auburn
<b>6 LINEBACKERS</b>	44	Jack, Myles	LB	6-1	247	R	UCLA
	50	Smith, Telvin	LB	6-3	218	3	Florida State
	51	Posluszny, Paul	LB	6-2	232	10	Penn State
	52	Pullard III, Hayes	LB	6-0	233	2	Southern California
	55	Skuta, Dan	LB	6-2	252	8	Grand Valley State
	59	Brown, Arthur	LB	6-0	240	4	Kansas State
<b>9 DEFENSIVE BACKS</b>	20	Ramsey, Jalen	CB	6-1	211	R	Florida State
	21	Amukamara, Prince	CB	6-0	202	6	Nebraska
	22	Colvin, Aaron	CB	6-0	193	3	Oklahoma
	25	Thompson, Peyton	FS	5-10	189	2	San Jose State
	29	Johnson, Josh	CB	5-10	195	2	Purdue
	31	House, Davon	CB	6-0	200	6	New Mexico State
	37	Cyprien, Johnathan	S	6-0	217	4	Florida International
	39	Gipson, Tashaun	FS	5-11	210	5	Wyoming
	47	Wilson, Jarrod	S	6-2	209	R	Michigan



# JAGUARS HOW BUILT

	ROOKIE, VETERAN AND FIRST-YEAR FREE AGENTS (15)	UNRESTRICTED FREE AGENTS (14)	OTHER TEAM'S PRACTICE SQUAD (1)	WAIVERS (2)	COLLEGE DRAFT (21)
2010					DE Tyson Alualu
2011		LB Paul Posluszny			
2012		QB Chad Henne			
2013	DT Abry Jones LS Carson Tinker	DT Sen'Derrick Marks			S Johnathan Cyprien RB Denard Robinson
2014	WR Allen Hurns G Tyler Shatley FS Peyton Thompson				QB Blake Bortles WR Allen Robinson WR Marqise Lee CB Aaron Colvin G Brandon Linder LB Chris Smith LB Telvin Smith
2015	K Jason Myers RB Corey Grant OL Chris Reed	CB Davon House DL Jared Odrick OT Jermei Parnell LB Dan Skuta TE Julius Thomas	LB Hayes Pullard III		DE Dante Fowler Jr. RB T.J. Yeldon WR Rashad Greene Sr. G A.J. Cann TE Neal Sterling TE Ben Koyack
2016	CB Josh Johnson S Jarrod Wilson WR Arrelious Benn WR Bryan Walters DT Richard Ash OL Jeremiah Poutasi OL Josh Wells	CB Prince Amukamara RB Chris Ivory DL Malik Jackson P Brad Nortman FS Tashaun Gipson OT Kelvin Beachum		LB Arthur Brown DT Jordan Hill	CB Jalen Ramsey LB Myles Jack DE Yannick Ngakoue DT Sheldon Day QB Brandon Allen

# JAGUARS 2016 ROSTER MOVES (PAGE 1)

DATE	PLAYER	TRANSACTION
January 4	BAILEY, Rasheed, WR	Signed reserve/future contract
January 4	EDWARDS, Kadeem, OL	Signed reserve/future contract
January 4	EVANS, Shaq, WR	Signed reserve/future contract
January 4	KOYACK, Ben, TE	Signed reserve/future contract
January 4	LAWRENCE, Rashad, WR	Signed reserve/future contract
January 4	PORTER, Sean, LB	Signed reserve/future contract
January 4	REED, Chris, OL	Signed reserve/future contract
January 4	REYNOLDS, Rashaad, CB	Signed reserve/future contract
January 4	WOLFF, Earl, S	Signed reserve/future contract
January 6	MILLER, Patrick, OT	Signed reserve/future contract
February 12	JOHNSON, Josh, DB	Signed
February 16	CASEY, Chance, DB	Signed
March 3	BEADLES, Zane, OL	Released
March 3	CLEMONS, Chris, DE	Released
March 9	BRANCH, Andre, DL	Contract expired
March 9	ANGER, Bryan, P	Contract expired
March 9	WISNIEWSKI, Stefan, C	Contract expired
March 9	HARBOR, Clay, TE	Contract expired
March 9	YOUNG, Sam, OL	Contract expired
March 9	PIERCE, Bernard, RB	Contract expired
March 10	GERHART, Toby, RB	Released
March 10	IVORY, Chris, RB	Signed contract (UFA - NYJ)
March 10	JACKSON, Malik, DL	Signed contract (UFA - Den.)
March 10	NORTMAN, Brad, P	Signed contract (UFA - Car.)
March 10	GIPSON, Tashaun, S	Signed contract (UFA - Cle.)
March 11	BERNADEAU, Mackenzy, OL	Signed contract (UFA - Dal.)
March 11	AMUKAMARA, Prince, CB	Signed contract (UFA - NYG)
March 16	BEACHUM, Kelvin, OT	Signed contract (UFA - Pit.)
March 31	COPELAND, Damian, WR	Released
April 4	HAWKINSON, Tanner, OL	Claimed off waivers
April 15	HAWKINSON, Tanner, OL	Placed on Reserve/Retired list
April 18	BROWN, Sergio, S	Released
April 28	RAMSEY, Jalen, CB	Drafted (1)
April 29	JACK, Myles, LB	Drafted (2)
April 29	NGAKOUE, Yannick, DE	Drafted (3)
April 30	DAY, Sheldon, DT	Drafted (4)
April 30	HOLMES, Tyrone, DE	Drafted (6a)
April 30	ALLEN, Brandon, QB	Drafted (6b)
April 30	WOODARD, Jonathan, DE	Drafted (7)
May 1	BODDY-CALHOUN, Briean, CB	Agreed to terms
May 1	BOWMAN, Braedon, TE	Agreed to terms
May 1	HILL, Rashod, OT	Agreed to terms
May 1	HILTON, Mike, CB	Agreed to terms
May 1	OBBERKROM, Jaden, K	Agreed to terms
May 1	ROBINSON, Jamal, WR	Agreed to terms
May 1	SLATER, Pearce, OT	Agreed to terms
May 1	WILSON, Jarrod, S	Agreed to terms
May 1	WITTEK, Max, QB	Agreed to terms
May 5	ALLEN, Brandon, QB	Signed contract
May 5	HOLMES, Tyrone, DE	Signed contract
May 7	WOODARD, Jonathan, DE	Signed contract
May 11	CASEY, Chance, DB	Waived
May 11	WERNER, Bjoern, DE	Signed
May 13	JACK, Myles, LB	Signed contract
May 16	DAY, Sheldon, DT	Signed contract
May 17	OBBERKROM, Jaden, K	Waived
June 2	MILLER, Patrick, OT	Waived
June 2	OMAMEH, Patrick, OL	Signed contract
June 16	LOSTON, Craig, S	Waived
June 16	REYNOLDS, Rashaad, CB	Waived
June 16	SMITH, Quanterus, DE	Waived
June 16	QUIGLEY, Ryan, P	Signed contract
June 16	WYNN, Shane, WR	Signed contract
July 25	FICKEN, Sam, K	Signed contract
July 26	BOWANKO, Luke, OL	Placed on Active/PUP list
July 26	WOODARD, Jonathan, DE	Placed on Active/PUP list
July 26	HILTON, Mike, CB	Placed on Active/Non-Football Injury list
August 17	BAILEY, Rasheed, WR	Waived
August 17	McCLENDON, Jacques, OL	Signed contract
August 17	GRAY, Jonas, RB	Waived/injured
August 17	BARNES, T.J., DT	Signed contract
August 23	WITTEK, Max, QB	Waived
August 23	MARSHALL, Cameron, RB	Signed contract
August 24	GRAY, Jonas, RB	Release via injury settlement
August 29	BARTU, Joplo, LB	Waived
August 29	EVANS, Shaq, WR	Waived
August 29	FICKEN, Sam, K	Waived
August 29	HILTON, Mike, CB	Waived
August 29	MARSHALL, Cameron, RB	Waived
August 29	McCRAY, Demetrius, CB	Waived
August 29	QUIGLEY, Ryan, P	Waived
August 29	ROBINSON, Jamal, WR	Waived
August 29	LINKENBACH, Jeff, OL	Placed on injured reserve
August 29	BOWANKO, Luke, OL	Placed on Reserve/PUP list
August 29	WOODARD, Jonathan, DE	Placed on Reserve/PUP list
August 29	WOLFF, Earl, S	Waived/injured
August 30	WERNER, Bjoern, DE	Waived
August 30	JACOBS, Nic, TE	Waived
August 30	SAMPLE, James, S	Placed on injured reserve
August 31	WASHINGTON, Tony, WR	Waived/injured
September 1	EVANS, Shaq, WR	Signed contract
September 2	BERNADEAU, Mackenzy, OL	Released
September 2	EVANS, Shaq, WR	Waived
September 2	LAWRENCE, Rashad, WR	Waived
September 2	BOWMAN, Braedon, TE	Waived
September 2	EDWARDS, Kadeem, OL	Waived
September 2	McCLENDON, Jacques, OL	Released
September 2	SLATER, Pearce, OT	Waived
September 2	HILL, Rashod, OT	Waived
September 2	WYNN, Shane, WR	Waived
September 2	BENN, Arrelious, WR	Released
September 2	DAVIS, Ryan, LB	Released
September 2	EVANS, Josh, S	Waived
September 2	HOLMES, Tyrone, DE	Waived
September 2	BENNETT, Michael, DT	Placed on injured reserve
September 2	ASH, Richard, DT	Waived
September 2	BARNES, T.J., DT	Waived

DATE	PLAYER	TRANSACTION
September 2	PORTER, Sean, LB	Waived
September 2	BODDY-CALHOUN, Briean	Waived
September 2	ARMBRISTER, Thurston, LB	Waived
September 2	MARSHALL, Nick, CB	Waived
September 2	TRIPP, Jordan, LB	Waived
September 2	COLVIN, Aaron, CB	Placed on reserve/suspended by commissioner list
September 4	BANYARD, Joe, RB	Released
September 4	BROWN, Arthur, LB	Claimed off waivers from Baltimore
September 4	WELLS, Josh, OT	Placed on injured reserve
September 4	BENN, Arrelious, WR	Signed contract
September 4	PORTER, Sean, LB	Signed to practice squad
September 4	ASH, Richard, DT	Signed to practice squad
September 4	EVANS, Shaq, WR	Signed to practice squad
September 4	HILL, Rashod, OL	Signed to practice squad
September 4	LAWRENCE, Rashad, WR	Signed to practice squad
September 4	MARSHALL, Nick, CB	Signed to practice squad
September 4	WYNN, Shane, WR	Signed to practice squad
September 4	Huff, Marqueston, S	Claimed off waivers from Tennessee
September 5	ELLIS, Alex, TE	Signed to practice squad
September 5	HILL, Bronson, RB	Signed to practice squad
September 5	POUTASI, Jeremiah, OL	Signed to practice squad
September 6	EVANS, Shaq, WR	Placed on practice squad injured list
September 6	ROBINSON, Jamal, WR	Signed to practice squad
September 7	WOLFF, Earl, S	Waived via injury settlement
September 13	HUFF, Marqueston, S	Waived
September 13	EVANS, Shaq, WR	Released
September 15	ROBINSON, Jamal, WR	Released from the practice squad
September 15	HUFF, Marqueston, S	Signed to practice squad
September 24	WALTERS, Bryan, WR	Released
September 24	HILL, Rashod, OL	Signed to active roster
September 26	HILL, Rashod, OL	Waived
September 26	WALTERS, Bryan, WR	Signed
September 27	HILL, Rashod, OL	Signed to practice squad
October 4	JOECKEL, Luke, OL	Placed on reserve/injured list
October 5	HARRIS, Bryce, OL	Signed contract
October 10	DAVIS, Akeem, DB	Signed to practice squad
October 10	GRATZ, Dwayne, DB	Released
October 10	HUFF, Marqueston, S	Signed to Baltimore's 53-man roster
October 10	COLVIN, Aaron, CB	Activated to the 53-man roster
October 12	MARSHALL, Nick, CB	Signed to N.Y. Jets' 53-man roster
October 12	BALL, Marcus, DB	Signed to practice squad
October 17	LINKENBACH, Jeff, OL	Released from Reserve/Injured list
October 25	MILLER, Roy, DT	Placed on injured reserve
October 25	ASH, Richard, DT	Signed to active roster
November 1	WELLS, Josh, OT	IR/Designated to Return
November 15	HILL, Rashod, OL	Signed to Minnesota's 53-man roster
November 15	UZDAVINIS, Arturo, OT	Signed to practice squad
November 18	HARRIS, Bryce, OL	Released
November 18	POUTASI, Jeremiah, OL	Promoted to 53-man roster
November 21	LEWIS, Mercedes, TE	Placed on injured reserve
November 21	HILL, Jordan, DT	Claimed off waivers from Washington
November 21	OMAMEH, Patrick, OL	Placed on injured reserve
November 21	WELLS, Josh, OL	Activated to the 53-man roster

# JAGUARS UNOFFICIAL DEPTH CHART

## OFFENSE

<b>WR:</b>	15 Allen Robinson	13 Rashad Greene Sr.	17 Arrelious Benn
<b>TE:</b>	80 Julius Thomas	87 Neal Sterling	
<b>LT:</b>	68 Kelvin Beachum	73 Jeremiah Poutasi	
<b>LG:</b>	64 Chris Reed	69 Tyler Shatley	
<b>C:</b>	65 Brandon Linder	69 Tyler Shatley	
<b>RG:</b>	60 A.J. Cann	69 Tyler Shatley	
<b>RT:</b>	78 Jermei Parnell	72 Josh Wells	
<b>TE:</b>	83 Ben Koyack	87 Neal Sterling	
<b>WR:</b>	88 Allen Hurns	11 Marqise Lee	81 Bryan Walters
<b>QB:</b>	5 Blake Bortles	7 Chad Henne	<u>10 Brandon Allen</u>
<b>RB:</b>	24 T.J. Yeldon	33 Chris Ivory	16 Denard Robinson 30 Corey Grant

## DEFENSE

<b>LEO:</b>	<u>91 Yannick Ngakoue</u>	56 Dante Fowler Jr.	98 Chris Smith
<b>DT:</b>	90 Malik Jackson	99 Sen'Derrick Marks	<u>92 Sheldon Day</u>
<b>DT:</b>	95 Abry Jones	94 Richard Ash	79 Jordan Hill
<b>DE:</b>	75 Jared Odrick	93 Tyson Alualu	99 Sen'Derrick Marks
<b>WLB:</b>	50 Telvin Smith	<u>44 Myles Jack</u>	
<b>MLB:</b>	51 Paul Posluszny	52 Hayes Pullard III	
<b>OTTO:</b>	<u>44 Myles Jack</u>	55 Dan Skuta	59 Arthur Brown
<b>LCB:</b>	21 Prince Amukamara	31 Davon House	
<b>FS:</b>	39 Tashaun Gipson	25 Peyton Thompson	
<b>SS:</b>	37 Johnathan Cyprien	<u>47 Jarrod Wilson</u>	
<b>RCB:</b>	<u>20 Jalen Ramsey</u>	22 Aaron Colvin	29 Josh Johnson

## SPECIAL TEAMS

<b>K:</b>	2 Jason Myers		
<b>P:</b>	3 Brad Nortman		
<b>LS:</b>	46 Carson Tinker		
<b>PH:</b>	3 Brad Nortman		
<b>KR:</b>	11 Marqise Lee	30 Corey Grant	16 Denard Robinson
<b>PR:</b>	13 Rashad Greene Sr.	11 Marqise Lee	81 Bryan Walters

\_\_\_\_\_ = ROOKIE



**2016 STATISTICS**  
**REGULAR SEASON WEEK 12 AT BUFFALO**



# STARTERS

## OFFENSIVE STARTERS

	WR	TE	LT	LG	C	RG	RT	TE	WR	QB	RB
9/11 vs. G.B.	A. Robinson	Thomas	Beachum	Joeckel	Linder	Cann	Parnell	Lewis	Hurns	Bortles	Yeldon
9/18 at S.D	A. Robinson	Thomas	Beachum	Joeckel	Linder	Cann	Parnell	Lewis	Hurns	Bortles	Yeldon
9/25 vs. BAL	A. Robinson	Thomas	Joeckel	Reed	Shatley	Cann	Parnell	Lewis	Hurns	Bortles	Yeldon
10/2 vs. IND	A. Robinson	Omameh (OL)	Beachum	Joeckel	Linder	Cann	Parnell	Lewis	Hurns	Bortles	Yeldon
10/16 at CHIA	A. Robinson	Thomas	Beachum	Omameh	Linder	Cann	Parnell	Lewis	Hurns	Bortles	Yeldon
10/23 vs. OAKA	A. Robinson	Thomas	Beachum	Omameh	Linder	Cann	Parnell	Lewis	Hurns	Bortles	Yeldon
10/27 at TENA	A. Robinson	Thomas	Beachum	Omameh	Linder	Cann	Parnell	Lewis	Hurns	Bortles	Yeldon
11/6 at K.C.	A. Robinson	Lee (WR)	Beachum	Omameh	Linder	Cann	Parnell	Lewis	Hurns	Bortles	Yeldon
11/13 vs. HOUA	A. Robinson	Koyack	Beachum	Omameh	Linder	Cann	Parnell	Lewis	Hurns	Bortles	Yeldon
11/20 at DETA	A. Robinson	Koyack	Beachum	Omameh	Linder	Cann	Parnell	Lewis	Hurns	Bortles	Yeldon
11/27 at BUF											
12/4 vs. DEN											
12/11 vs. MIN											
12/18 at HOU											
12/24 vs. TEN											
1/1 at IND											
<b>TOTALS:</b>	A. Robinson - 10	Thomas - 6	Beachum - 9	Joeckel - 3	Linder - 9	Cann - 10	Parnell - 10	Lewis - 10	Hurns - 10	Bortles - 10	Yeldon - 10
		Omameh (OL) - 1	Joeckel - 1	Reed - 1	Shatley - 1						
		Lee - 1		Omameh - 6							
		Koyack - 2									

## DEFENSIVE STARTERS

	LDE	DT	DT	LEO	OLB	MLB	OLB	LCB	RCB	SS	FS
9/11 vs. G.B.	Odrick	Jackson	Miller	Fowler	T. Smith	Posluszny	Ramsey (CB)	House	Amukamara	Cyprien	Gipson
9/18 at S.D	Odrick	Jackson	Miller	Ngakoue	T. Smith	Posluszny	Skuta	House	Ramsey	Cyprien	Gipson
9/25 vs. BAL	Alualu	Jackson	Miller	Ngakoue	T. Smith	Posluszny	Skuta	House	Ramsey	Cyprien	Gipson
10/2 vs. IND	Alualu	Jackson	Miller	Ngakoue	T. Smith	Posluszny	Jack	House	Ramsey	Cyprien	Gipson
10/16 at CHI	Odrick	Jackson	Miller	Ngakoue	T. Smith	Posluszny	Jack	Amukamara	Ramsey	Cyprien	Gipson
10/23 vs. OAK	Odrick	Jackson	Miller	Ngakoue	T. Smith	Posluszny	Jack	Amukamara	Ramsey	Cyprien	Gipson
10/27 at TEN	Alualu	Jackson	Jones	Ngakoue	T. Smith	Posluszny	Jack	Colvin	Ramsey	Cyprien	Gipson
11/6 at K.C.	Alualu	Jackson	Jones	Ngakoue	T. Smith	Posluszny	Jack	Amukamara	Ramsey	Cyprien	Gipson
11/13 vs. HOU	Odrick	Jackson	Jones	Ngakoue	T. Smith	Posluszny	Jack	Amukamara	Ramsey	Cyprien	Gipson
11/20 at DET	Odrick	Jackson	Jones	Ngakoue	T. Smith	Posluszny	Colvin (CB)	Amukamara	Ramsey	Cyprien	Gipson
11/27 at BUF											
12/4 vs. DEN											
12/11 vs. MIN											
12/18 at HOU											
12/24 vs. TEN											
1/1 at IND											
<b>TOTALS:</b>	Odrick - 6	Jackson - 10	Miller - 6	Fowler - 1	T. Smith - 10	Posluszny - 10	Ramsey (CB) - 1	House - 4	Amukamara - 1	Cyprien - 10	Gipson - 10
	Alualu - 4		Jones - 4	Ngakoue - 9			Skuta - 2	Amukamara - 5	Ramsey - 9		
							Jack - 6	Colvin - 1			
							Colvin (CB) - 1				

# GAME-BY-GAME PARTICIPATION

	vs.	at	vs.	vs.	at	vs.	at	at	vs.	at	at	vs.	vs.	at	vs.	at	GAMES/ STARTS
	G.B	S.D.	BAL	IND	CHI	OAK	TEN	K.C.	HOU	DET	BUF	DEN	MIN	HOU	TEN	IND	
ALLEN	ina	ina	ina	ina	ina	ina	ina	ina	ina	ina							0/0
ALUALU	ina	ina	DE	DE	P	P	DE	DE	P	P							8/4
AMUKAMARA	RCB	ina	ina	P	LCB	LCB	P	LCB	LCB	LCB							8/5
ASH	ps	ps	ps	ps	ps	ps	P	ina	ina	ina							1/0
BEACHUM	LT	LT	ina	LT	LT	LT	LT	LT	LT	LT							9/9
BENN	P	P	P	P	P	P	P	P	P	P							10/0
BORTLES	QB	QB	QB	QB	QB	QB	QB	QB	QB	QB							10/10
BROWN	P	P	P	P	P	P	P	P	P	P							10/0
CANN	RG	RG	RG	RG	RG	RG	RG	RG	RG	RG							10/10
COLVIN	sus	sus	sus	sus	P	P	LCB	P	P	CB							6/2
CYPRIEN	SS	SS	SS	SS	SS	SS	SS	SS	SS	SS							10/10
DAY	P	P	P	P	P	P	P	P	P	P							10/0
FOWLER JR.	LEO	P	P	P	P	P	P	P	P	P							10/1
GIPSON	FS	FS	FS	FS	FS	FS	FS	FS	FS	FS							10/10
GRANT	P	P	P	P	ina	ina	ina	ina	ina	P							5/0
GRATZ	P	P	P	ina	---	---	---	---	---	---							3/0
GREENE SR	P	P	P	P	ina	P	ina	ina	P	P							7/0
HARRIS	---	---	---	---	ina	ina	ina	ina	ina	---							0/0
HENNE	DNP	DNP	DNP	DNP	DNP	DNP	DNP	DNP	DNP	P							1/0
HILL	ps	ps	P	ps	ps	ps	ps	ps	ps	---							1/0
HOUSE	LCB	LCB	LCB	LCB	P	P	P	P	P	P							10/4
HUFF	Sus	ps	ps	ps	---	---	---	---	---	---							0/0
HURNS	WR	WR	WR	WR	WR	WR	WR	WR	WR	WR							10/10
IVORY	ina	ina	P	P	P	P	P	P	P	P							8/0
JACK	P	P	P	OTTO	OTTO	OTTO	OTTO	OTTO	OTTO	P							10/6
JACKSON	DT	DT	DT	DT	DT	DT	DT	DT	DT	DT							10/10
JOEKEL	LG	LG	LT	LG	IR	IR	IR	IR	IR	IR							4/4
JOHNSON	ina	P	P	P	ina	ina	ina	P	ina	ina							4/0
JONES	P	P	P	P	P	P	DT	DT	DT	DT							10/4
KOYACK	P	P	ina	ina	ina	P	P	P	TE	TE							7/2
LEE	P	P	P	P	P	P	P	WR	P	P							10/1
LEWIS	TE	TE	TE	TE	TE	TE	TE	TE	TE	TE							10/10
LINDER	C	C	ina	C	C	C	C	C	C	C							9/9
MARKS	P	P	P	P	P	P	P	P	P	P							10/0
MILLER III	DT	DT	DT	DT	DT	DT	IR	IR	IR	IR							6/6
MYERS	P	P	P	P	P	P	P	P	P	P							10/0
NGAKOUE	P	LEO	LEO	LEO	LEO	LEO	LEO	LEO	LEO	LEO							10/9
NORTMAN	P	P	P	P	P	P	P	P	P	P							10/0
ODRICK	DE	DE	ina	ina	DE	DE	ina	ina	DE	DE							6/6
OMAMEH	P	P	P	OL	LG	LG	LG	LG	LG	LG							10/7
PARNELL	RT	RT	RT	RT	RT	RT	RT	RT	RT	RT							10/10
POSLUSZNY	MLB	MLB	MLB	MLB	MLB	MLB	MLB	MLB	MLB	MLB							10/10
POUTASI	ps	ps	ps	ps	ps	ps	ps	ps	ps	ina							0/0
PULLARD III	P	P	P	P	P	P	P	P	P	P							10/0
RAMSEY	CB	RCB	RCB	RCB	RCB	RCB	RCB	RCB	RCB	RCB							10/10
REED	ina	ina	LG	ina	P	P	P	P	P	P							7/1
A. ROBINSON	WR	WR	WR	WR	WR	WR	WR	WR	WR	WR							10/10
D. ROBINSON	P	P	P	P	P	P	P	P	P	P							10/0

# GAME-BY-GAME PARTICIPATION

	vs. G.B	at S.D.	vs. BAL	vs. IND	at CHI	vs. OAK	at TEN	at K.C.	vs. HOU	at DET	at BUF	vs. DEN	vs. MIN	at HOU	vs. TEN	at IND	GAMES/ STARTS
SHATLEY	P	P	C	P	P	P	P	P	P	P							10/1
SKUTA	P	OTTO	OTTO	ina	P	P	P	P	P	ina							8/2
C. SMITH	ina	ina	ina	P	ina	ina	P	P	ina	ina							3/0
T. SMITH	WLB	WLB	WLB	WLB	WLB	WLB	WLB	WLB	WLB	WLB							10/10
STERLING	P	P	P	P	ina	ina	ina	ina	P	P							6/0
THOMAS	TE	TE	TE	ina	TE	TE	TE	P	P	P							9/6
THOMPSON	P	P	P	P	P	P	P	P	P	P							10/0
WALTERS	ina	ina	---	P	P	ina	P	P	ina	ina							4/0
WILSON	P	P	P	P	P	P	P	P	P	P							10/0
YELDON	RB	RB	RB	RB	RB	RB	RB	RB	RB	RB							10/10

POS=Started; P=Played; DNP=Did not play; ina= Inactive; ps=Practice squad; ---=Not on roster;

NFI= Reserve/non-football injury; PUP=Reserve/physically unable to perform; IR=Injured reserve; Sus=Suspended

# 2016 JACKSONVILLE JAGUARS

## REGULAR SEASON GAME-BY-GAME STATISTICS

Passing													
Date	Opponent	B.Bortles											
		Att	Cmp	Yds	Cmp%	Yds/Att	TD	TD%	INT	INT%	LG	Sack/Lost	Rating
9/11	Green Bay	39	24	320	61.5	8.21	1	2.6	1	2.6	38	3/20	85.4
9/18	@ San Diego	50	31	329	62.0	6.58	2	4.0	2	4.0	35	2/10	77.8
9/25	Baltimore	38	24	194	63.2	5.11	2	5.3	3	7.9	20	4/26	60.6
10/2	Indianapolis	33	19	207	57.6	6.27	2	6.1	0	0.0	42t	3/12	96.4
10/16	@ Chicago	33	20	271	60.6	8.21	1	3.0	1	3.0	51t	2/8	84.3
10/23	Oakland	43	23	246	53.5	5.72	1	2.3	2	4.7	39	1/7	58.9
10/27	@ Tennessee	54	33	337	61.1	6.24	3	5.6	0	0.0	31	2/15	97.5
11/6	@ Kansas City	41	22	252	53.7	6.15	2	4.9	1	2.4	51	2/8	78.5
11/13	Houston	49	32	265	65.3	5.41	2	4.1	1	2.0	19	2/18	84.1
11/20	@ Detroit	35	22	202	62.9	5.77	2	5.7	2	5.7	29	0/0	73.8
<b>TOTALS</b>		<b>415</b>	<b>250</b>	<b>2623</b>	<b>60.2</b>	<b>6.32</b>	<b>18</b>	<b>4.3</b>	<b>13</b>	<b>3.1</b>	<b>51t</b>	<b>21/124</b>	<b>80.0</b>

Rushing																
Date	Opponent	C.Ivory														
		No	Yds	Avg	LG	TD	T.Yeldon					B.Bortles				
							No	Yds	Avg	LG	TD	No	Yds	Avg	LG	TD
9/11	Green Bay	Inactive					21	39	1.9	7	1	2	2	1.0	3	0
9/18	@ San Diego	Inactive					7	28	4.0	15	0	3	34	11.3	24	0
9/25	Baltimore	12	14	1.2	4	0	6	17	2.8	9	0	3	17	5.7	9	0
10/2	Indianapolis	8	29	3.6	13	0	14	71	5.1	15	0	7	36	5.1	9	1
10/16	@ Chicago	11	32	2.9	9	1	6	21	3.5	13	0	3	1	0.3	3	0
10/23	Oakland	5	48	9.6	42	0	6	24	4.0	15	0	5	33	6.6	17	0
10/27	@ Tennessee	4	6	1.5	4	0	3	20	6.7	12	0	4	22	5.5	12	0
11/6	@ Kansas City	18	107	5.9	42	0	7	33	4.7	16	0	6	54	9.0	26	0
11/13	Houston	9	31	3.4	13	0	9	32	3.6	7	0	3	11	3.7	11	0
11/20	@ Detroit	17	39	2.3	8	0	4	16	4.0	7	0	1	3	3.0	3	0
<b>TOTALS</b>		<b>84</b>	<b>306</b>	<b>3.6</b>	<b>42</b>	<b>1</b>	<b>83</b>	<b>301</b>	<b>3.6</b>	<b>16</b>	<b>1</b>	<b>37</b>	<b>213</b>	<b>5.8</b>	<b>26</b>	<b>1</b>



# 2016 JACKSONVILLE JAGUARS

## REGULAR SEASON GAME-BY-GAME STATISTICS

Rushing		D.Robinson				M.Lee				C.Henne						
Date	Opponent	No	Yds	Avg	LG	TD	No	Yds	Avg	LG	TD	No	Yds	Avg	LG	TD
9/11	Green Bay	3	7	2.3	3	0	0	0	0	--	0	Active, Did Not Play				
9/18	@ San Diego	1	7	7.0	7	0	0	0	0	--	0	Active, Did Not Play				
9/25	Baltimore	0	0	0	--	0	0	0	0	--	0	Active, Did Not Play				
10/2	Indianapolis	0	0	0	--	0	0	0	0	--	0	Active, Did Not Play				
10/16	@ Chicago	0	0	0	--	0	0	0	0	--	0	Active, Did Not Play				
10/23	Oakland	0	0	0	--	0	0	0	0	--	0	Active, Did Not Play				
10/27	@ Tennessee	0	0	0	--	0	0	0	0	--	0	Active, Did Not Play				
11/6	@ Kansas City	0	0	0	--	0	1	11	11.0	11	0	Active, Did Not Play				
11/13	Houston	0	0	0	--	0	1	6	6.0	6	0	Active, Did Not Play				
11/20	@ Detroit	3	21	7.0	9	0	1	6	6.0	6	0	1	-2	-2.0	-2	0
<b>TOTALS</b>		<b>7</b>	<b>35</b>	<b>5.0</b>	<b>9</b>	<b>0</b>	<b>3</b>	<b>23</b>	<b>7.7</b>	<b>11</b>	<b>0</b>	<b>1</b>	<b>-2</b>	<b>-2.0</b>	<b>0</b>	<b>0</b>

Receiving		A.Robinson				M.Lee				A.Hurns									
Date	Opponent	Tar	Rec	Yds.	Avg.	LG	TD	Tar	Rec	Yds.	Avg.	LG	TD	Tar	Rec	Yds.	Avg.	LG	TD
9/11	Green Bay	15	6	72	12.0	22	0	4	2	22	11.0	12	0	5	4	75	18.8	38	0
9/18	@ San Diego	5	3	54	18.0	35	0	7	5	75	15.0	22	0	10	5	64	12.8	24	0
9/25	Baltimore	11	7	57	8.1	14	2	7	5	44	8.8	20	0	8	4	40	10.0	17	0
10/2	Indianapolis	10	5	55	11.0	17	1	6	4	28	7.0	13	0	4	2	47	23.5	42t	1
10/16	@ Chicago	6	3	49	16.3	18	0	6	6	61	10.2	14	0	11	5	74	14.8	29	0
10/23	Oakland	8	2	9	4.5	5	0	8	7	107	15.3	38	0	7	4	45	11.3	22	0
10/27	@ Tennessee	15	6	70	11.7	21	0	3	1	21	21.0	21	0	11	7	98	14.0	31	1
11/6	@ Kansas City	12	7	76	10.9	20	1	8	4	84	21.0	51	0	4	0	0	0.0	0	0
11/13	Houston	13	9	107	11.9	19	1	6	4	50	12.5	18	0	7	2	13	6.5	11	0
11/20	@ Detroit	7	3	18	6.0	11	1	8	4	52	13.0	29	1	2	1	9	9.0	9	0
<b>TOTALS</b>		<b>102</b>	<b>51</b>	<b>567</b>	<b>11.1</b>	<b>35</b>	<b>6</b>	<b>63</b>	<b>42</b>	<b>544</b>	<b>13.0</b>	<b>51</b>	<b>1</b>	<b>69</b>	<b>34</b>	<b>465</b>	<b>13.7</b>	<b>42t</b>	<b>2</b>

# 2016 JACKSONVILLE JAGUARS

## REGULAR SEASON GAME-BY-GAME STATISTICS

Receiving		T. Yeldon					J. Thomas					M. Lewis							
Date	Opponent	Tar	Rec	Yds.	Avg.	LG	TD	Tar	Rec	Yds.	Avg.	LG	TD	Tar	Rec	Yds.	Avg.	LG	TD
9/11	Green Bay	6	4	30	7.5	11	0	5	5	64	12.8	22t	1	2	2	48	24.0	37	0
9/18	@ San Diego	9	8	10	1.3	8	0	7	4	71	17.8	24	0	3	2	17	8.5	13	1
9/25	Baltimore	3	2	11	5.5	6	0	5	2	13	6.5	8	0	3	3	20	6.7	7	0
10/2	Indianapolis	5	4	46	11.5	16	0	Inactive					2	1	12	12.0	12	0	
10/16	@ Chicago	2	1	5	5.0	5	0	4	2	28	14.0	15	0	1	0	0	0.0	0	0
10/23	Oakland	2	1	4	4.0	4	0	7	3	20	6.7	9t	1	3	1	11	11.0	11	0
10/27	@ Tennessee	4	4	36	9.0	12	0	6	3	28	9.3	10t	1	6	4	23	5.8	9	0
11/6	@ Kansas City	6	5	32	6.4	13t	1	2	2	21	10.5	12	0	4	2	23	11.5	17	0
11/13	Houston	3	3	27	9.0	17	0	10	6	24	4.0	12	1	4	3	-1	-0.3	3	0
11/20	@ Detroit	3	2	16	8.0	14	0	5	3	12	4.0	9	0	2	2	16	8.0	15	0
<b>TOTALS</b>		<b>43</b>	<b>34</b>	<b>217</b>	<b>6.4</b>	<b>17</b>	<b>1</b>	<b>51</b>	<b>30</b>	<b>281</b>	<b>9.4</b>	<b>24</b>	<b>4</b>	<b>30</b>	<b>20</b>	<b>169</b>	<b>8.5</b>	<b>37</b>	<b>1</b>

Receiving		C. Ivory					B. Koyack					A. Benn								
Date	Opponent	Tar	Rec	Yds.	Avg.	LG	TD	Tar	Rec	Yds.	Avg.	LG	TD	Tar	Rec	Yds.	Avg.	LG	TD	
9/11	Green Bay	Inactive					0	0	0	0	0	0	0	0	0	0	0	0	0	0
9/18	@ San Diego	Inactive					0	0	0	0	0	0	0	2	1	9	9.0	9	0	
9/25	Baltimore	1	1	9	9.0	9	0	Inactive					2	1	1	1.0	1	0	0	0
10/2	Indianapolis	1	0	0	0.0	0	0	Inactive					1	1	51	51.0	51t	1	0	0
10/16	@ Chicago	2	2	3	1.5	2	0	0	0	0	0	0	0	2	1	39	39.0	39	0	
10/23	Oakland	4	2	3	1.5	3	0	5	5	41	8.2	14	0	1	0	0	0.0	0	0	
10/27	@ Tennessee	1	1	6	6.0	6	0	0	0	0	0	0	0	1	1	16	16.0	16	0	
11/6	@ Kansas City	2	1	0	0.0	0	0	3	3	35	11.7	15	0	0	0	0	0	0	0	
11/13	Houston	3	2	10	5.0	8	0	1	0	0	0.0	0	0	0	0	0	0	0	0	
11/20	@ Detroit	6	6	75	12.5	22	0	9	8	76	9.5	15	0	9	5	116	23.2	51t	1	
<b>TOTALS</b>		<b>20</b>	<b>15</b>	<b>106</b>	<b>7.1</b>	<b>22</b>	<b>0</b>	<b>9</b>	<b>8</b>	<b>76</b>	<b>9.5</b>	<b>15</b>	<b>0</b>	<b>9</b>	<b>5</b>	<b>116</b>	<b>23.2</b>	<b>51t</b>	<b>1</b>	

# 2016 JACKSONVILLE JAGUARS

## REGULAR SEASON GAME-BY-GAME STATISTICS

Receiving					R.Greene					B.Walters					D.Robinson							
Date	Opponent	Tar	Rec	Avg.	LG	TD	Tar	Rec	Avg.	LG	TD	Tar	Rec	Avg.	LG	TD	Tar	Rec	Avg.	LG	TD	
9/11	Green Bay	2	1	9	9.0	9	0		Inactive			0	0	0	0	0						
9/18	@ San Diego	3	1	7	7.0	7	0		Inactive			2	1	7	7.0	7	0					
9/25	Baltimore	0	0	0	0	0	0		Not on Team													
10/2	Indianapolis	1	1	8	8.0	8	0	1	0	0	0	0	0	0	0	0	0					
10/16	@ Chicago							0	0	0	0	0	0	0	0	0	0					
10/23	Oakland	2	2	8	4.0	5	0		Inactive			0	0	0	0	0	0					
10/27	@ Tennessee							2	2	14	7.0	7t	1									
11/6	@ Kansas City							1	0	0	0.0	0	0									
11/13	Houston	0	0	0	0	0	0		Inactive			0	0	0	0	0	0					
11/20	@ Detroit	0	0	0	0	0	0		Inactive			1	1	4	4.0	4	0					
<b>TOTALS</b>		<b>8</b>	<b>5</b>	<b>32</b>	<b>6.4</b>	<b>9</b>	<b>0</b>	<b>4</b>	<b>2</b>	<b>14</b>	<b>7.0</b>	<b>7t</b>	<b>1</b>	<b>3</b>	<b>2</b>	<b>11</b>	<b>5.5</b>	<b>7</b>	<b>0</b>	<b>0</b>	<b>0</b>	<b>0</b>

Receiving					C.Grant					N.Sterling						
Date	Opponent	Tar	Rec	Avg.	LG	TD	Tar	Rec	Avg.	LG	TD	Tar	Rec	Avg.	LG	TD
9/11	Green Bay	0	0	0	0	0	0	0	0	0	0	0	0	0	0	0
9/18	@ San Diego	1	1	15	15.0	15t	1	0	0	0	0	0	0	0	0	0
9/25	Baltimore	0	0	0	0	0	0	0	0	0	0	0	0	0	0	0
10/2	Indianapolis	0	0	0	0	0	0	1	1	10	10.0	10	0			
10/16	@ Chicago															
10/23	Oakland															
10/27	@ Tennessee															
11/6	@ Kansas City															
11/13	Houston											0	0	0	0	0
11/20	@ Detroit	0	0	0	0	0	0	0	0	0	0	0	0	0	0	0
<b>TOTALS</b>		<b>1</b>	<b>1</b>	<b>15</b>	<b>15.0</b>	<b>15t</b>	<b>1</b>	<b>1</b>	<b>1</b>	<b>10</b>	<b>10.0</b>	<b>10</b>	<b>0</b>	<b>0</b>	<b>0</b>	<b>0</b>

# 2016 JACKSONVILLE JAGUARS

## REGULAR SEASON GAME-BY-GAME STATISTICS

Punt Returns		R.Greene					B.Walters						
Date	Opponent	No.	Yds.	Avg.	LG	FC	TD	No.	Yds.	Avg.	LG	FC	TD
9/11	Green Bay	1	14	14.0	14	1	0			Inactive			
9/18	@ San Diego	2	9	4.5	8	1	0			Inactive			
9/25	Baltimore	5	51	10.2	42	0	0			Not on Team			
10/2	Indianapolis	2	12	6.0	12	0	0	0	0	0	0	0	0
10/16	@ Chicago							0	0	0.0	0	1	0
10/23	Oakland	5	20	4.0	8	0	0			Inactive			
10/27	@ Tennessee							1	0	0.0	0	1	0
11/6	@ Kansas City							4	34	8.5	12	3	0
11/13	Houston	2	12	6.0	12	0	0			Inactive			
11/20	@ Detroit	2	3	1.5	3	3	0			Inactive			
<b>TOTALS</b>		<b>19</b>	<b>121</b>	<b>6.4</b>	<b>42</b>	<b>5</b>	<b>0</b>	<b>5</b>	<b>34</b>	<b>6.8</b>	<b>12</b>	<b>5</b>	<b>0</b>

Punt Returns		M.Lee					
Date	Opponent	No.	Yds.	Avg.	LG	FC	TD
9/11	Green Bay	0	0	0	0	0	0
9/18	@ San Diego	0	0	0	0	0	0
9/25	Baltimore	0	0	0	0	0	0
10/2	Indianapolis	0	0	0	0	0	0
10/16	@ Chicago	1	3	3.0	3	3	0
10/23	Oakland	0	0	0	0	0	0
10/27	@ Tennessee	1	0	0.0	0	0	0
11/6	@ Kansas City	0	0	0	0	0	0
11/13	Houston	0	0	0	0	0	0
11/20	@ Detroit	0	0	0	0	0	0
<b>TOTALS</b>		<b>2</b>	<b>3</b>	<b>1.5</b>	<b>3</b>	<b>3</b>	<b>0</b>



# 2016 JACKSONVILLE JAGUARS

## REGULAR SEASON GAME-BY-GAME STATISTICS

KO Returns		C. Grant					M. Lee						
Date	Opponent	No.	Yds.	Avg.	LG	FC	TD	No.	Yds.	Avg.	LG	FC	TD
9/11	Green Bay	2	51	25.5	32	0	0	0	0	0	0	0	0
9/18	@ San Diego	3	67	22.3	24	0	0	0	0	0	0	0	0
9/25	Baltimore	3	58	19.3	25	0	0	0	0	0	0	0	0
10/2	Indianapolis	4	80	20.0	28	0	0	0	0	0	0	0	0
10/16	@ Chicago	Inactive											
10/23	Oakland	Inactive											
10/27	@ Tennessee	Inactive											
11/6	@ Kansas City	Inactive											
11/13	Houston	Inactive											
11/20	@ Detroit	0	0	0	0	0	0	1	17	17.0	17	0	0
<b>TOTALS</b>		<b>12</b>	<b>256</b>	<b>21.3</b>	<b>32</b>	<b>0</b>	<b>0</b>	<b>12</b>	<b>310</b>	<b>25.8</b>	<b>45</b>	<b>0</b>	<b>0</b>

KO Returns		A. Benn					
Date	Opponent	No.	Yds.	Avg.	LG	FC	TD
9/11	Green Bay	0	0	0	0	0	0
9/18	@ San Diego	0	0	0	0	0	0
9/25	Baltimore	1	0	0.0	0	0	0
10/2	Indianapolis	0	0	0	0	0	0
10/16	@ Chicago	0	0	0	0	0	0
10/23	Oakland	0	0	0	0	0	0
10/27	@ Tennessee	0	0	0	0	0	0
11/6	@ Kansas City	0	0	0	0	0	0
11/13	Houston	1	16	16.0	16	0	0
11/20	@ Detroit	0	0	0	0	0	0
<b>TOTALS</b>		<b>2</b>	<b>16</b>	<b>8.0</b>	<b>16</b>	<b>0</b>	<b>0</b>

# 2016 JACKSONVILLE JAGUARS

## REGULAR SEASON GAME-BY-GAME STATISTICS

Punting		B.Nortman						
Date	Opponent	No.	Yds.	Avg.	TB	In20	LG	Net
9/11	Green Bay	2	125	62.5	0	2	67	62.5
9/18	@ San Diego	4	179	44.8	0	2	56	39.5
9/25	Baltimore	6	249	41.5	1	2	49	38.2
10/2	Indianapolis	5	269	53.8	1	1	78	46.2
10/16	@ Chicago	5	275	55.0	0	2	60	52.2
10/23	Oakland	5	239	47.8	0	0	56	39.6
10/27	@ Tennessee	6	275	45.8	1	1	60	41.0
11/6	@ Kansas City	4	167	41.8	1	1	47	25.3
11/13	Houston	3	115	38.3	1	0	48	12.7
11/20	@ Detroit	6	245	40.8	0	4	54	31.7
<b>TOTALS</b>		<b>46</b>	<b>2138</b>	<b>46.5</b>	<b>5</b>	<b>15</b>	<b>78</b>	<b>38.6</b>

Placekicking		J.Myers								
Date	Opponent	KO	KO Yds	TB	XP Att	XP	FG Att	FG	Long	Points
9/11	Green Bay	6	386	5	2	2	3	3	50	11
9/18	@ San Diego	3	86	1	2	2	1	0	0	2
9/25	Baltimore	4	260	4	2	2	2	1	49	5
10/2	Indianapolis	6	392	4	3	3	3	3	49	12
10/16	@ Chicago	4	260	4	2	2	1	1	30	5
10/23	Oakland	5	273	4	1	1	3	3	44	10
10/27	@ Tennessee	4	196	2	2	2	0	0	0	2
11/6	@ Kansas City	3	170	1	2	2	1	0	0	2
11/13	Houston	5	318	3	1	1	2	2	54	7
11/20	@ Detroit	5	325	5	2	1	2	2	52	7
<b>TOTALS</b>		<b>45</b>	<b>2666</b>	<b>33</b>	<b>19</b>	<b>18</b>	<b>18</b>	<b>15</b>	<b>54</b>	<b>63</b>

# 2016 DRIVE CHART

## Week 1 – Sept. 11 vs. Green Bay Packers

JAX Start	Plys	Yds	End	Deep	Result	GB Start	Plys	Yds	End	Deep	Result
1. J18	5	13	J31	J31	Interception	1. J29	6	29	EZ	J 6*#	Touchdown
2. J25	6	14	J39	J49	Punt	2. GB 3	3	3	GB 6	GB 6	Punt
3. <b>GB48</b>	<b>3</b>	<b>48</b>	<b>EZ</b>	<b>GB 5*</b>	<b>Touchdown</b>	3. GB25	3	6	GB31	GB31	Punt
4. J21	3	9	J30	J30	Punt	4. GB 3	3	4	GB 7	GB 7	Punt
5. <b>J47</b>	<b>12</b>	<b>45</b>	<b>GB 8</b>	<b>GB 8*</b>	<b>Field goal</b>	5. <b>GB25</b>	<b>9</b>	<b>75</b>	<b>EZ</b>	<b>J 6*</b>	<b>Touchdown</b>
6. <b>J25</b>	<b>7</b>	<b>75</b>	<b>EZ</b>	<b>GB22</b>	<b>Touchdown</b>	6. <b>GB25</b>	<b>5</b>	<b>75</b>	<b>EZ</b>	<b>J29</b>	<b>Touchdown</b>
7. <u>J25</u>	1	-1	J25	J25	End of half	7. <b>GB25</b>	<b>13</b>	<b>68</b>	<b>J 7</b>	<b>J 7*#</b>	<b>Field goal</b>
8. <b>J25</b>	<b>10</b>	<b>54</b>	<b>GB21</b>	<b>GB21</b>	<b>Field goal</b>	8. <b>GB25</b>	<b>16</b>	<b>73</b>	<b>J 2</b>	<b>J 2*#</b>	<b>Field goal</b>
9. <b>J31</b>	<b>14</b>	<b>37</b>	<b>GB32</b>	<b>GB25</b>	<b>Field goal</b>	9. GB18	3	1	GB19	GB26	Punt
10. J37	10	48	GB14	GB14	Failed 4 <sup>th</sup> down	10. GB15	1	-1	GB15	GB15	End of game

## Week 2 – Sept. 18 at San Diego Chargers

JAX Start	Plys	Yds	End	Deep	Result	SD Start	Plys	Yds	End	Deep	Result
1. J19	3	5	J24	J24	Punt	1. <b>SD25</b>	<b>8</b>	<b>75</b>	<b>EZ</b>	<b>J 3*#</b>	<b>Touchdown</b>
2. J14	3	6	J20	J20	Interception	2. SD33	5	13	SD46	SD48	Punt
3. J25	6	39	SD36	SD35	Missed field goal	3. <b>J34</b>	<b>7</b>	<b>34</b>	<b>EZ</b>	<b>J 6*#</b>	<b>Touchdown</b>
4. J25	3	-7	J22	J25	Fumble	4. <b>SD44</b>	<b>5</b>	<b>56</b>	<b>EZ</b>	<b>J 2*#</b>	<b>Touchdown</b>
5. J 6	5	55	SD39	SD39	Interception	5. J18	6	12	J 5	J 1*#	Fumble
6. <u>J 8</u>	5	44	SD44	SD38	End of half	6. <u>SD31</u>	3	-2	SD29	SD31	Punt
7. J24	3	1	J25	J27	Punt	7. <b>SD45</b>	<b>3</b>	<b>55</b>	<b>EZ</b>	<b>J44</b>	<b>Touchdown</b>
8. J25	4	12	J37	J42	Punt	8. SD19	4	14	SD33	SD39	Punt
9. J28	4	24	SD48	SD48	Punt	9. <b>SD 7</b>	<b>7</b>	<b>93</b>	<b>EZ</b>	<b>J45</b>	<b>Touchdown</b>
10. <b>J25</b>	<b>12</b>	<b>75</b>	<b>EZ</b>	<b>SD 4*#</b>	<b>Touchdown</b>	10. <b>J43</b>	<b>11</b>	<b>36</b>	<b>J 7</b>	<b>J 7*#</b>	<b>Field goal</b>
11. J25	7	58	SD17	SD17*	Failed 4 <sup>th</sup> down	11. SD17	3	3	SD20	SD25	Punt
12. <b>J40</b>	<b>9</b>	<b>60</b>	<b>EZ</b>	<b>SD15*</b>	<b>Touchdown</b>	12. J43	2	-1	J44	J43	End of game

## Week 3 – Sept. 25 vs. Baltimore Ravens

JAX Start	Plys	Yds	End	Deep	Result	BAL Start	Plys	Yds	End	Deep	Result
1. J10	3	3	J13	J13	Punt	1. B48	3	-14	B34	B49	Punt
2. J30	6	15	J45	J47	Punt	2. B 6	3	8	B14	B14	Punt
3. J30	3	2	J32	J32	Punt	3. <b>B25</b>	<b>8</b>	<b>75</b>	<b>EZ</b>	<b>J 7*#</b>	<b>Touchdown</b>
4. J22	4	22	J44	J44	Interception	4. <b>B29</b>	<b>10</b>	<b>46</b>	<b>J25</b>	<b>J25</b>	<b>Field goal</b>
5. J26	5	19	J45	J48	Punt	5. B 8	4	17	B25	B25	Punt
6. <b>B37</b>	<b>8</b>	<b>37</b>	<b>EZ</b>	<b>B 3*#</b>	<b>Touchdown</b>	6. <b>B25</b>	<b>8</b>	<b>51</b>	<b>J24</b>	<b>J24</b>	<b>Field goal</b>
7. <b>J22</b>	<b>11</b>	<b>78</b>	<b>EZ</b>	<b>B11*</b>	<b>Touchdown</b>	7. <b>B25</b>	<b>9</b>	<b>56</b>	<b>J19</b>	<b>J19*</b>	<b>Field goal</b>
8. J25	7	31	B44	B44	Punt	8. B25	3	-3	B22	B25	Punt
9. J19	4	7	J26	J29	Punt	9. B20	5	14	B34	B34	Punt
10. <b>B39</b>	<b>4</b>	<b>8</b>	<b>B31</b>	<b>B31</b>	<b>Field goal</b>	10. B25	4	16	B41	B41	Interception
11. B31	3	0	B31	B31	Interception	11. B29	2	1	B30	B30	Interception
12. B29	4	-5	B34	B25	Blocked field goal	12. <b>B43</b>	<b>8</b>	<b>22</b>	<b>J35</b>	<b>J35</b>	<b>Field goal</b>
13. J25	3	-11	J14	J31	Interception	13. J39	1	-1	J39	J39	End of game

## Week 4 – Oct. 2 vs. Indianapolis Colts (in London)

JAX Start	Plys	Yds	End	Deep	Result	IND Start	Plys	Yds	End	Deep	Result
1. J30	3	0	J30	J36	Punt	1. I25	3	8	I33	I33	Punt
2. <b>I24</b>	<b>5</b>	<b>24</b>	<b>EZ</b>	<b>I 3*#</b>	<b>Touchdown</b>	2. I25	3	17	I42	I42	Interception
3. J26	3	3	J29	J29	Punt	3. <b>I36</b>	<b>12</b>	<b>29</b>	<b>J35</b>	<b>J25</b>	<b>Field goal</b>
4. <b>J25</b>	<b>10</b>	<b>75</b>	<b>EZ</b>	<b>I 1*#</b>	<b>Touchdown</b>	4. <b>I25</b>	<b>11</b>	<b>44</b>	<b>J31</b>	<b>J26</b>	<b>Field goal</b>
5. <u>J20</u>	8	75	I 5	I 5*#	Field goal	5. <u>I25</u>	6	29	J46	J46	Punt
6. <b>J29</b>	<b>9</b>	<b>43</b>	<b>I28</b>	<b>I28</b>	<b>Field goal</b>	6. I29	3	-4	I25	I37	Punt
7. <b>J11</b>	<b>14</b>	<b>58</b>	<b>I31</b>	<b>I30</b>	<b>Field goal</b>	7. <b>I25</b>	<b>9</b>	<b>75</b>	<b>EZ</b>	<b>J 1*#</b>	<b>Touchdown</b>
8. J18	6	16	J34	J34	Punt	8. <b>I22</b>	<b>12</b>	<b>78</b>	<b>EZ</b>	<b>J 2*#</b>	<b>Touchdown</b>
9. <b>J25</b>	<b>4</b>	<b>75</b>	<b>EZ</b>	<b>I42</b>	<b>Touchdown</b>	9. <b>I25</b>	<b>6</b>	<b>75</b>	<b>EZ</b>	<b>I40</b>	<b>Touchdown</b>
10. J18	3	4	J22	J22	Punt	10. I20	6	31	J49	J49	Failed 4 <sup>th</sup> down
11. J49	3	-5	J44	J49	Punt	11. I18	4	-4	I17	I20	Failed 4 <sup>th</sup> down

Underlined = last drive of first half; \* = Inside the 20; # = Goal-to-go; @ = Overtime possession

# 2016 DRIVE CHART

## Week 6 – Oct. 16 at Chicago Bears

JAX Start	Plys	Yds	End	Deep	Result	CHI Start	Plys	Yds	End	Deep	Result
1. J10	12	84	C 6	C 1*#	Interception	1. C25	6	33	J42	J42	Punt
2. J25	3	6	J31	J31	Punt	2. <b>C24 11</b>	<b>58</b>	<b>J18</b>	<b>J18*</b>		Field goal
3. J25	6	8	J33	J41	Punt	3. <b>C14 16</b>	<b>86</b>	<b>EZ</b>	<b>J 1*#</b>		Touchdown
4. <u>J 9</u>	1	-1	J 9	J 9	End of half	4. <u>C22</u>	8	32	J46	J46	Punt
5. J22	3	1	J23	J23	Punt	5. C 9	4	23	C32	C32	Punt
6. J21	3	7	J28	J28	Punt	6. C28	3	8	C36	C36	Punt
7. J15	3	6	J21	J21	Punt	7. <b>C20 11</b>	<b>74</b>	<b>J 6</b>	<b>J 5*#</b>		Field goal
8. <b>J25 5</b>	<b>75</b>	<b>EZ</b>	<b>C 1*#</b>		Touchdown	8. C25	4	16	C41	C41	Punt
9. J16	2	5	J21	J21	Fumble	9. <b>J28 6</b>	<b>14</b>	<b>J14</b>	<b>J 9*</b>		Field goal
10. <b>J25 11</b>	<b>63</b>	<b>C12</b>	<b>C12*</b>		Field goal	10. C25	3	3	C28	C33	Punt
11. <b>J22 4</b>	<b>78</b>	<b>EZ</b>	<b>J49</b>		Touchdown	11. C25	8	27	J48	J44	Failed 4 <sup>th</sup> down
12. J48	3	2	C49	C49	End of game						

## Week 7 – Oct. 23 vs. Oakland Raiders

JAX Start	Plys	Yds	End	Deep	Result	OAK Start	Plys	Yds	End	Deep	Result
1. J22	3	2	J24	J24	Punt	1. O25	3	4	O29	O31	Punt
2. J33	9	49	O18	O18*	Interception	2. <b>O30 9</b>	<b>63</b>	<b>J 7</b>	<b>J 7*</b>		Field goal
3. <b>J25 5</b>	<b>70</b>	<b>O 5</b>	<b>O 5*#</b>		Field goal	3. O20	7	27	O47	O47	Punt
4. <b>J25 9</b>	<b>56</b>	<b>O19</b>	<b>O 9*</b>		Field goal	4. <b>J17 4</b>	<b>3</b>	<b>J14</b>	<b>J14*</b>		Field goal
5. <u>J27</u>	1	-1	J27	J27	End of half	5. <b>O25 11</b>	<b>75</b>	<b>EZ</b>	<b>J 2*#</b>		Touchdown
6. <b>J35 7</b>	<b>39</b>	<b>O26</b>	<b>O26</b>		Field goal	6. <u>O25</u>	8	75	<b>EZ</b>	<b>J 2*#</b>	Touchdown
7. J 7	3	2	J 9	J 9	Punt	7. O25	5	14	O39	O41	Punt
8. J 6	3	-1	J 5	J12	Punt	8. O41	3	-14	O27	O42	Punt
9. J25	3	-5	J20	J28	Punt	9. <b>J37 5</b>	<b>12</b>	<b>J25</b>	<b>J25</b>		Field goal
10. J13	5	27	J40	J40	Punt	10. <b>O28 7</b>	<b>38</b>	<b>J34</b>	<b>J34</b>		Field goal
11. <b>J17 11</b>	<b>83</b>	<b>EZ</b>	<b>O 9*#</b>		Touchdown	11. O32	3	1	O33	O39	Punt
12. J25	4	25	50	50	Interception	12. <b>J48 8</b>	<b>48</b>	<b>EZ</b>	<b>J 9*#</b>		Touchdown
						13. J27	2	-2	J28	J27	End of game

## Week 8 – Oct. 27 at Tennessee Titans

JAX Start	Plys	Yds	End	Deep	Result	TEN Start	Plys	Yds	End	Deep	Result
1. J14	5	7	J21	J26	Punt	1. T25	5	17	T42	T48	Punt
2. J24	3	7	J31	J33	Punt	2. <b>T32 10</b>	<b>54</b>	<b>J14</b>	<b>J14*</b>		Field goal
3. J25	3	4	J29	J29	Punt	3. <b>T34 4</b>	<b>66</b>	<b>EZ</b>	<b>J36</b>		Touchdown
4. J25	3	6	J31	J31	Punt	4. <b>T31 8</b>	<b>69</b>	<b>EZ</b>	<b>J 6*</b>		Touchdown
5. <u>J25</u>	8	31	T44	T35	Punt	5. <b>T38 4</b>	<b>62</b>	<b>EZ</b>	<b>J14*</b>		Touchdown
6. <b>J25 11</b>	<b>75</b>	<b>EZ</b>	<b>T10*#</b>		Touchdown	6. <u>T 6</u>	12	90	J 4	J 4*#	Field goal
7. J25	4	15	J40	T44	Punt	7. <b>T25 7</b>	<b>75</b>	<b>EZ</b>	<b>J 4*#</b>		Touchdown
8. J28	11	56	T16	T16	Failed 4 <sup>th</sup> down	8. T20	4	2	T22	T25	Punt
9. <b>J42 7</b>	<b>58</b>	<b>EZ</b>	<b>T 5*#</b>		Touchdown	9. <b>J35 9</b>	<b>20</b>	<b>J15</b>	<b>J 6*#</b>		Field goal
10. <b>J 9 12</b>	<b>91</b>	<b>EZ</b>	<b>T 7*#</b>		Touchdown	10. T16	3	8	T24	T24	Punt
						11. J47	3	5	J42	J42	Punt

## Week 9 – Nov. 6 at Kansas City Chiefs

JAX Start	Plys	Yds	End	Deep	Result	KC Start	Plys	Yds	End	Deep	Result
1. J25	6	27	KC48	KC48	Punt	1. KC13	8	33	KC46	KC47	Punt
2. J18	6	39	KC43	KC43	Punt	2. KC10	5	22	KC32	KC32	Punt
3. J 8	7	62	KC30	KC30	Failed 4 <sup>th</sup> down	3. <b>J23 2</b>	<b>23</b>	<b>EZ</b>	<b>J23</b>		Touchdown
4. J19	2	0	J19	J19	Interception	4. KC31	3	2	KC33	KC33	Punt
5. J23	6	20	J43	J43	Punt	5. <b>J13 4</b>	<b>5</b>	<b>J 8</b>	<b>J 8*</b>		Field goal
6. <b>J12 11</b>	<b>88</b>	<b>EZ</b>	<b>KC 1*#</b>		Touchdown	6. <u>KC20</u>	6	26	KC46	KC46	Punt
7. J14	5	21	J19	J19	Fumble	7. KC24	3	7	KC31	KC31	Punt
8. J25	6	9	J34	J37	Punt	8. <b>J38 4</b>	<b>5</b>	<b>J33</b>	<b>J33</b>		Field goal
9. J44	7	20	KC36	KC34	Missed field goal	9. <b>J30 6</b>	<b>25</b>	<b>J 5</b>	<b>J 5*</b>		Field goal
10. J25	5	74	KC 1	KC 1*#	Fumble	10. <b>KC44 9</b>	<b>38</b>	<b>J18</b>	<b>J12*</b>		Field goal
11. <b>J39 9</b>	<b>61</b>	<b>EZ</b>	<b>KC13*</b>		Touchdown	11. KC20	3	-5	KC15	KC22	Punt
12. J35	6	33	KC32	KC30	Failed 4 <sup>th</sup> down	12. KC25	3	-7	KC18	KC29	Punt
						13. KC32	5	12	KC45	KC47	End of game

Underlined = last drive of first half; \* = Inside the 20; # = Goal-to-go; @ = Overtime possession

# 2016 DRIVE CHART

## Week 10 – Nov. 13 vs. Houston Texans

JAX Start	Plys	Yds	End	Deep	Result	HOU Start	Plys	Yds	End	Deep	Result
1. <u>J25</u>	6	15	J40	J40	Interception (ret.-TD)	1. <u>H25</u>	10	75	EZ	J 1*#	Touchdown
2. <b>J25</b>	13	75	EZ	H 5*	Touchdown	2. J49	6	18	J31	J31	Missed field goal
3. J20	7	31	H44	H44	Fumble	3. H22	11	46	J32	J32	Missed field goal
4. <b>J39</b>	8	25	H36	H32	Field goal	4. <u>H40</u>	6	23	J37	J37	Failed 4 <sup>th</sup> down
5. <u>J40</u>	7	20	H40	H40	Failed 4 <sup>th</sup> down	5. H25	3	1	H26	H26	Punt
6. J13	9	47	H40	H40	Punt	6. H20	6	13	H33	H30	Punt
7. J28	3	-12	J16	J28	Punt	7. <b>J 7</b>	1	7	EZ	J 7*#	Touchdown
8. <b>J21</b>	8	53	H26	H26	Field goal	8. <u>H25</u>	11	42	J33	J30	Field goal
9. J25	6	21	J46	H44	Punt	9. H27	4	25	J48	J48	Punt
10. <b>J 8</b>	8	92	EZ	H14*	Touchdown	10. H 8	6	18	H24	H24	End of game

## Week 11 – Nov. 20 at Detroit Lions

JAX Start	Plys	Yds	End	Deep	Result	DET Start	Plys	Yds	End	Deep	Result
1. J13	8	42	D45	D44	Punt	1. D25	6	14	D39	D39	Punt
2. J42	4	10	D48	D43	Punt	2. D15	3	-2	D13	D15	Punt
3. <b>D11</b>	4	2	D 9	D 9*	Field goal	3. D25	3	3	D28	D28	Punt
4. J34	4	26	D48	D48	Fumble	4. D36	3	-3	D33	D36	Punt
5. J 6	3	2	J 8	J 8	Punt (ret.-TD)	5. D 3	3	2	D 5	D 9	Punt
6. J25	5	18	J43	J43	Punt	6. <u>D25</u>	10	67	J 8	J 8*	Field goal
7. <b>J46</b>	7	54	EZ	D 3*#	Touchdown	7. D25	5	16	D41	D41	Punt
8. <u>J25</u>	1	-2	J25	J25	End of half	8. D25	3	41	J28	J28	Fumble
9. J25	3	3	J28	J28	Interception (ret.-TD)	9. <b>D21</b>	7	79	EZ	J 1*#	Touchdown
10. <b>J25</b>	7	41	D34	D33	Field goal	10. <b>D15</b>	15	60	J25	J25	Field goal
11. <b>J13</b>	9	87	EZ	D 3*#	Touchdown	11. J35	1	-1	J35	J35	End of game
12. J34	3	9	J43	J43	Punt						
13. J44	3	-1	J43	J44	Punt						
14. J25	3	0	J25	J25	Interception						

Underlined = last drive of first half; \* = Inside the 20; # = Goal-to-go; @ = Overtime possession



# 2016 MISCELLANEOUS STATISTICS

## REGULAR SEASON HIGHS & LOWS

	JAGUARS		OPPONENTS	
	HIGH	LOW	HIGH	LOW
Points	30 vs. IND	14 at SD	38 by SD	16 by CHI
First Downs	25 at KC	14 vs. BAL	25 by SD	10 by KC
Total Offense	449 at KC	216 vs. BAL	494 by TEN	231 by KC
Net Yards Rushing	205 at at KC	48 vs. GB, vs. BAL	214 by TEN	14 by DET
Net Yards Passing	322 at TEN	168 vs. BAL	297 by CHI	92 by HOU
Offensive Plays	75 at KC	55 at CHI	77 by CHI	57 by KC, DET
Rushing Attempts	32 at KC	11 at SD	43 by TEN	21 by DET
Pass Attempts	54 at TEN	33 vs. IND, at CHI	49 by CHI	25 by SD
Pass Completions	33 at TEN	19 vs. IND	30 by CHI	14 by HOU
Passes Had Intercepted	3 vs. BAL	0 vs. IND, at TEN	2 by BAL (at JAX)	0, eight times (last by DET)
Sacks Allowed	4 vs. BAL	0 at DET	6 by IND	0 by OAK (at JAX), by TEN
Fumbles	3 at KC	0 vs. BAL	3 by DET	1, six times (last by TEN)
Fumbles Lost	3 at KC	0 vs. GB, vs. BAL	2 by DET	1 by SD, BAL
Total Turnovers	4 at KC	1 vs. GB, at TEN	3 by BAL (at JAX)	0, seven times (last by HOU)
Penalties	14 at SD	4 at DET	11 by OAK (at JAX)	3 by SD
Yards Penalized	145 vs. IND	25 at DET	117 by OAK (at JAX)	23 by SD
Time of Possession	32:55 at DET	24:13 at CHI	35:47 by CHI	27:05 by DET
Defensive Interceptions	2 vs. BAL	0, eight times (last vs. DET)	3 by BAL	0 by IND (at JAX), by TEN
Total Takeaways	3 vs. BAL	0, five times (last vs. HOU)	4 by KC	1 by GB (at JAX)
Longest Drive (plays)	14 vs. GB, vs. IND	1 vs. GB, at CHI	16 by GB, by CHI	1 by GB, BAL
Longest Drive (yards)	92 vs. HOU	-12 vs. HOU	90 by TEN	-14, by OAK (at JAX)
Third Down Conversions	10 vs. HOU	2 at SD, at CHI	9 by IND (at JAX), by TEN	1 by KC

## REGULAR SEASON INDIVIDUAL HIGHS

	JAGUARS	OPPONENTS
Yards Rushing	107 (Ivory at KC)	123 (Murray, TEN)
Rushing Attempts	21 (Yeldon vs. GB)	24 (Gordon, SD)
Rushing TDs	1 by three players (last: Ivory at CHI)	2 (Murray, OAK)
Receptions	9 (A. Robinson vs. HOU)	11 (Meredith, CHI)
Yards Receiving	107 (Lee vs. OAK & A. Robinson vs. HOU)	115 (Benjamin, SD)
Receiving TDs	2 (A. Robinson vs. BAL)	2 (Benjamin, SD)
Combined Yards (rush/rec)	117 (by Yeldon vs. IND)	128 (Murray, TEN)
All-Purpose Yards	117 (by Yeldon vs. IND)	128 (Murray, TEN)
Yards Passing	337 (Bortles at TEN)	302 (Hoyer, CHI)
Pass Attempts	54 (Bortles at TEN)	50 (Hoyer, CHI)
Pass Completions	33 (Bortles at TEN)	30 (Hoyer, CHI)
TD Passes	2, four times (last: Bortles vs. HOU)	4 (Rivers, SD)
Interceptions Thrown	3 (Bortles vs. BAL)	2 (Flacco, BAL)
Longest Run	42 (Ivory vs. OAK, at KC)	45 (L. Miller, HOU)
Longest Pass Completion	51 (Bortles to Benn at CHI & Bortles to Lee at KC)	64 (TD) (Luck to Dorsett, IND)
Longest Kickoff Return	45 (Lee vs. KC)	39 (Bray, IND)
Longest Punt Return	42 (Greene Sr vs. BAL)	57 (Ervin, HOU)
Longest INT Return	30 (Gipson vs. BAL)	40 (Nelson, OAK)
Longest Punt	78 (Nortman vs. IND)	60 (King, OAK)
Longest Field Goal	54 (Myers vs. HOU)	54 (Tucker, BAL)
Touchdowns Scored	2 (A. Robinson vs. BAL)	2 (Benjamin, SD, Murray, OAK)
Points Scored	12 (A. Robinson vs. BAL, Myers vs. IND)	15 (Janikowski, OAK)

## SCORING BY QUARTERS

	JAGUARS					OPPONENTS						
	1	2	3	4	OT	Total	1	2	3	4	OT	Total
9/11 vs. G.B	7=	10#	3	3	0	23	7=	14##	3	3	0	27
9/18 at S.D	0	0	0	14##	0	14	7=	14##	14##	3	0	38
9/25 vs. BAL	0	7#	7#	3	0	17	7=	6	3	3	0	19
10/2 vs. IND	7#	10=	6	7#	0	30	3	3	0	21=##	0	27
10/16 at CHI	0	0	0	17=#	0	17	0	10=	3	3	0	16
10/23 vs. OAK	0	6	3	7#	0	16	3	17*#	3	10*	0	33
10/27 at TEN	0	0	8#	14##	0	22	3	24##**	6#	3	0	36
11/6 at K.C.	0	7#	0	7#	0	14	7#	3	6	3	0	19
11/13 vs. HOU	7#	3	0	11#	0	21	14@#	0	7#	3	0	24
11/20 at DET	3	6#	10#	0	0	19	0	9%	7@	10*	0	26
11/27 at BUF												
12/4 vs. DEN												
12/11 vs. MIN												
12/18 at HOU												
12/24 vs. TEN												
1/1 at IND												

\*=TD rushing // #=TD Passing // @=TD on INT return // %=TD on punt return // ^=TD on fumble return // &=TD on blocked FG // !=TD on kickoff return // ~=TD on blocked punt return

# PLAYS OF 30+ YARDS

	95	96	97	98	99	00	01	02	03	04	05	06	07	08	09	10	11	12	13	14	15	16	Total
Jimmy Smith	2	8	9	12	8	9	4	3	6	9	5												75
Fred Taylor				8	5	4		4	4	6	1	5	5	1									43
Maurice Jones-Drew												6	4	1	6	3	6	1	3				30
Keenan McCardell		5	7	3	2	5	4																26
<b>Mercedes Lewis</b>												1		1	4	1	1		3	2	1	1	15
<b>Allen Hurns</b>																			5	5	4	1	14
<b>Allen Robinson</b>																					13	1	14
Ernest Wilford									3	5	3	2			1								14
Reggie Williams										2	6	3	2										13
Cecil Shorts III																	9	1	3				13
Matt Jones										4	4	2	2										12
James Stewart	1	1	4	1	3																		10
Willie Jackson	3	5	1																				9
Justin Blackmon																		6	2				8
<b>Marqise Lee</b>																				5		2	7
Kyle Brady					1	3		2			1												7
Mike Sims-Walker														1	4	2							7
Pete Mitchell	1	1	1	1				1															5
Dennis Northcutt												2	3										5
Mike Thomas																3	2						5
<b>Denard Robinson</b>																				3	1		4
Andre Rison		4																					4
Jason Hill																3	1	0	0				4
Reggie Barlow				1	2																		3
Damon Jones				1	1		1																3
Mike Brown																		3					3
Montell Owens														1			2						3
Clay Harbor																		1	2				3
<b>T.J. Yeldon</b>																					3		3
Jordan Todman																		2	1				3
<b>Arrelious Benn</b>																							2
<b>Chris Ivory</b>																							2
<b>Julius Thomas</b>																					2		2
Rich Griffith	2																						2
Curtis Marsh	2																						2
Mark Brunell		1					1																2
Tavian Banks				1	1																		2
Alvis Whitted				1		1																	2
Anthony Johnson						2																	2
R. Jay Soward						2																	2
Patrick Johnson								2															2
Bobby Shaw								2															2
David Garrard								1							1								2
Matthew Hatchette									2														2
Troy Edwards									1	1													2
LaBrandon Toefield									1		1												2
George Wrihster									1					1									2
John Broussard													2										2
Jerry Porter														2									2
Torry Holt															2								2
Zach Miller															1	1							2
Ace Sanders																		2					2
<b>Bryan Walters</b>																						1	1
<b>Blake Bortles</b>																				1			1
Randy Jordan	1																						1
Natrone Means		1																					1
Stacey Mack							1																1
Kevin Lockett								1															1
Jermaine Lewis									1														1
Marc Edwards									1														1
David Allen									1														1
Todd Yoder										1													1
Brian Jones											1												1
Alvin Pearman											1												1
Greg Estandia													1										1
Jarett Dillard															1								1
Nate Hughes															1								1
Rashad Jennings																1							1
Laurent Robinson																		1					1
Jordan Shipley																		1					1
Danny Noble																			1				1
<b>Total</b>	<b>12</b>	<b>26</b>	<b>22</b>	<b>29</b>	<b>23</b>	<b>26</b>	<b>11</b>	<b>16</b>	<b>18</b>	<b>20</b>	<b>21</b>	<b>25</b>	<b>22</b>	<b>14</b>	<b>21</b>	<b>14</b>	<b>10</b>	<b>20</b>	<b>18</b>	<b>26</b>	<b>27</b>	<b>420</b>	

# PLAYS OF 30+ YARDS - LAST 10 SEASONS

## 2016

1. 37.....Blake Bortles to Marcedes Lewis
2. 30.....Blake Bortles to Allen Hurns
3. 38.....Blake Bortles to Allen Hurns
4. 35.....Blake Bortles to Allen Robinson
5. 42t.....Blake Bortles to Allen Hurns
6. 51t.....Blake Bortles to Arrelious Benn
7. 42.....Chris Ivory (run)
8. 39.....Blake Bortles to Arrelious Benn
9. 38.....Blake Bortles to Marqise Lee
10. 31.....Blake Bortles to Allen Hurns
11. 51.....Blake Bortles to Marqise Lee
12. 42.....Chris Ivory (run)

## 2015

1. 36.....Blake Bortles to Allen Robinson
2. 52t.....Blake Bortles to Allen Robinson
3. 46.....Blake Bortles to Allen Robinson
4. 37.....Blake Bortles to Allen Robinson
5. 59t.....Blake Bortles to Allen Hurns
6. 48.....Blake Bortles to Allen Robinson
7. 36.....T.J. Yeldon (run)
8. 59.....Blake Bortles to Allen Hurns
9. 31.....Blake Bortles to Allen Hurns
10. 45.....T.J. Yeldon (run)
11. 44.....Blake Bortles to Allen Robinson
12. 33.....Blake Bortles to Allen Robinson
13. 30t.....Blake Bortles to Allen Hurns
14. 31.....Blake Bortles to Bryan Walters
15. 38.....Blake Bortles to Allen Robinson
16. 34.....Blake Bortles to Julius Thomas
17. 31.....Blake Bortles to Allen Robinson
18. 44.....Blake Bortles to Allen Robinson
19. 67.....Blake Bortles to T.J. Yeldon
20. 30.....Blake Bortles to Julius Thomas
21. 80t.....Blake Bortles to Allen Hurns
22. 31.....Denard Robinson (run)
23. 30.....Blake Bortles to Marqise Lee
24. 37.....Blake Bortles to Allen Robinson
25. 90t.....Blake Bortles to Allen Robinson
26. 36.....Blake Bortles to Allen Robinson
27. 45.....Blake Bortles to Marcedes Lewis

## 2014

1. 34t..... Chad Henne to Allen Hurns
2. 46..... Chad Henne to Allen Hurns
3. 63t..... Chad Henne to Marcedes Lewis
4. 54..... Chad Henne to Allen Robinson
5. 63t..... Blake Bortles to Allen Hurns
6. 44..... Blake Bortles to Allen Hurns
7. 30..... Blake Bortles to Clay Harbor
8. 59..... Blake Bortles to Clay Harbor
9. 31t..... Blake Bortles to Allen Robinson
10. 41..... Denard Robinson (run)
11. 32..... Blake Bortles (run)
12. 48t..... Blake Bortles to Allen Robinson
13. 39..... Denard Robinson (run)
14. 40t..... Blake Bortles to Allen Hurns
15. 32t..... Denard Robinson (run)
16. 53..... Blake Bortles to Cecil Shorts III
17. 32..... Blake Bortles to Cecil Shorts III
18. 31..... Blake Bortles to Allen Robinson
19. 37..... Blake Bortles to Marqise Lee
20. 30..... Blake Bortles to Marqise Lee
21. 31..... Blake Bortles to Marqise Lee
22. 35..... Blake Bortles to Marcedes Lewis
23. 30..... Blake Bortles to Cecil Shorts III
24. 33..... Blake Bortles to Marqise Lee
25. 34..... Blake Bortles to Marqise Lee
26. 62t..... Jordan Todman (run)

## 2013

1. 30..... Chad Henne to Ace Sanders
2. 59..... Chad Henne to Cecil Shorts III
3. 31..... Blaine Gabbert to Clay Harbor
4. 67..... Blaine Gabbert to J. Blackmon
5. 39..... Chad Henne to J. Blackmon
6. 43..... Chad Henne to Mike Brown
7. 32..... Chad Henne to Mike Brown
8. 31..... Chad Henne to Mike Brown
9. 30..... Maurice Jones-Drew (run)
10. 62..... Chad Henne to Danny Noble
11. 51..... Chad Henne to Ace Sanders
12. 44..... Maurice Jones-Drew (run)
13. 48..... Maurice Jones-Drew (run)
14. 41..... Chad Henne to M. Lewis
15. 33..... Jordan Todman (run)
16. 30..... Chad Henne to Jordan Todman
17. 30..... Chad Henne to M. Lewis
18. 36..... Chad Henne to M. Lewis

## 2012

1. 39t..... Blaine Gabbert to Cecil Shorts III
2. 32..... Blaine Gabbert to Laurent Robinson
3. 59t..... Maurice Jones-Drew run
4. 80t..... Blaine Gabbert to Cecil Shorts III
5. 34..... Blaine Gabbert to Cecil Shorts III
6. 42t..... Blaine Gabbert to Cecil Shorts III
7. 36..... Blaine Gabbert to Justin Blackmon
8. 35..... Blaine Gabbert to Cecil Shorts III
9. 52..... Blaine Gabbert to Cecil Shorts III
10. 63..... Chad Henne to Justin Blackmon
11. 67t..... Chad Henne to Cecil Shorts III
12. 39..... Chad Henne to Justin Blackmon
13. 81t..... Chad Henne to Justin Blackmon
14. 59t..... Chad Henne to Cecil Shorts III
15. 32t..... Montell Owens run
16. 38..... Chad Henne to Justin Blackmon
17. 30..... Chad Henne to Cecil Shorts III

- 9-11-16 vs. Green Bay
- 9-11-16 vs. Green Bay
- 9-11-16 vs. Green Bay
- 9-18-16 at San Diego
- 10-2-16 vs. Indianapolis
- 10-16-16 at Chicago
- 10-23-16 vs. Oakland
- 10-23-16 vs. Oakland
- 10-23-16 vs. Oakland
- 10-27-16 at Tennessee
- 11-6-16 at Kansas City
- 11-6-16 at Kansas City

- 9-20-15 vs. Miami
- 9-20-15 vs. Miami
- 9-20-15 vs. Miami
- 9-27-15 at New England
- 9-27-15 at New England
- 10-4-15 at Indianapolis
- 10-4-15 at Indianapolis
- 10-11-15 at Tampa Bay
- 10-25-15 vs. Buffalo
- 11-8-15 at New York Jets
- 11-8-15 at New York Jets
- 11-8-15 at New York Jets
- 11-8-15 at New York Jets
- 11-19-15 vs. Tennessee
- 11-19-15 vs. Tennessee
- 11-29-15 vs. San Diego
- 12-6-15 at Tennessee
- 12-6-15 at Tennessee
- 12-6-15 at Tennessee
- 12-13-15 vs. Indianapolis
- 12-13-15 vs. Indianapolis
- 12-13-15 vs. Indianapolis
- 12-20-15 vs. Atlanta
- 12-27-15 at New Orleans
- 12-27-15 at New Orleans
- 1-3-16 at Houston
- 1-3-16 at Houston

- 9-7-14 at Philadelphia
- 9-7-14 at Philadelphia
- 9-14-14 at Washington
- 9-14-14 at Washington
- 9-21-14 vs. Indianapolis
- 9-28-14 at San Diego
- 9-28-14 at San Diego
- 10-12-14 at Tennessee
- 10-19-14 vs. Cleveland
- 10-26-14 vs. Miami
- 10-26-14 vs. Miami
- 10-26-14 vs. Miami
- 11-2-14 at Cincinnati
- 11-2-14 at Cincinnati
- 11-9-14 vs. Dallas
- 11-9-14 vs. Dallas
- 11-9-14 vs. Dallas
- 11-9-14 vs. Dallas
- 11-23-14 at Indianapolis
- 11-30-14 vs. New York Giants
- 12-7-14 vs. Houston
- 12-7-14 vs. Houston
- 12-14-14 at Baltimore
- 12-18-14 vs. Tennessee
- 12-18-14 vs. Tennessee
- 12-18-14 vs. Tennessee

- 9-15-13 at Oakland
- 9-22-13 at Seattle
- 9-29-13 vs. Indianapolis
- 10-6-13 at St. Louis
- 10-6-13 at St. Louis
- 10-20-13 vs. San Diego
- 10-20-13 vs. San Diego
- 10-20-13 vs. San Diego
- 10-27-13 vs. San Francisco (London)
- 11-17-13 vs. Arizona
- 11-24-13 at Houston
- 11-24-13 at Houston
- 12-5-13 vs. Houston
- 12-5-13 vs. Houston
- 12-15-13 vs. Buffalo
- 12-15-13 vs. Buffalo
- 12-22-13 vs. Tennessee
- 12-29-13 at Indianapolis

- 9-9-12 at Minnesota
- 9-16-12 vs. Houston
- 9-23-12 at Indianapolis
- 9-23-12 at Indianapolis
- 10-7-12 vs. Chicago
- 10-21-12 at Oakland
- 10-28-12 at Green Bay
- 10-28-12 at Green Bay
- 11-8-12 vs. Indianapolis
- 11-18-12 at Houston
- 11-18-12 at Houston
- 11-18-12 at Houston
- 11-18-12 at Houston
- 11-25-12 vs. Tennessee
- 12-9-12 vs. New York Jets
- 12-16-12 at Miami
- 12-16-12 at Miami

18. 36..... Chad Henne to Jordan Shipley
19. 53..... Chad Henne to Montell Owens
20. 30t..... Chad Henne to Justin Blackmon

## 2011

1. 39..... Maurice Jones-Drew run
2. 36t..... Blaine Gabbert to Mike Thomas
3. 47..... Blaine Gabbert to Mike Thomas
4. 41..... Maurice Jones-Drew run
5. 74t..... Blaine Gabbert to Jason Hill
6. 31..... Blaine Gabbert to Maurice Jones-Drew
7. 48..... Blaine Gabbert to Maurice Jones-Drew
8. 62..... Blaine Gabbert to Marcedes Lewis
9. 43..... Maurice Jones-Drew run
10. 56..... Maurice Jones-Drew run

## 2010

1. 33..... Mike Thomas run
2. 42t..... David Garrard to Marcedes Lewis
3. 39..... David Garrard to Mike Sims-Walker
4. 52t..... David Garrard to Zach Miller
5. 50t..... David Garrard to Mike Thomas
6. 75t..... David Garrard to Maurice-Jones-Drew
7. 37..... Maurice Jones-Drew run
8. 48t..... David Garrard to Jason Hill
9. 74t..... Rashad Jennings run
10. 30t..... Maurice Jones-Drew run
11. 39..... David Garrard to Mike Thomas
12. 31..... David Garrard to Mike Sims-Walker
13. 37..... David Garrard to Jason Hill
14. 47..... Trent Edwards to Jason Hill

## 2009

1. 36..... Maurice Jones-Drew run
2. 34..... David Garrard to Mike Sims-Walker
3. 30..... David Garrard run
4. 61t..... Maurice Jones-Drew run
5. 33t..... David Garrard to Marcedes Lewis
6. 41..... David Garrard to Torry Holt
7. 35..... David Garrard to Mike Sims-Walker
8. 80t..... Maurice Jones-Drew run
9. 79t..... Maurice Jones-Drew run
10. 33..... David Garrard to Jarett Dillard
11. 61t..... David Garrard to Mike Sims-Walker
12. 45..... David Garrard to Mike Sims-Walker
13. 33t..... Maurice Jones-Drew run
14. 33..... David Garrard to Marcedes Lewis
15. 35..... David Garrard to Marcedes Lewis
16. 30..... David Garrard to Ernest Wilford
17. 47..... David Garrard to Marcedes Lewis
18. 35t..... David Garrard to Nate Hughes
19. 62..... David Garrard to Zach Miller
20. 63..... David Garrard to Torry Holt
21. 30..... Maurice Jones-Drew run

## 2008

1. 33..... David Garrard to Matt Jones
2. 34..... Fred Taylor run
3. 41t..... Montell Owens run
4. 32..... David Garrard to Mike Walker
5. 46t..... Maurice Jones-Drew run
6. 30t..... David Garrard to Marcedes Lewis
7. 32..... David Garrard to Reggie Williams
8. 35..... David Garrard to Matt Jones
9. 31..... David Garrard to Jerry Porter
10. 30..... David Garrard to Reggie Williams
11. 33..... David Garrard to Jerry Porter
12. 41..... David Garrard to Dennis Northcutt
13. 35..... David Garrard to Dennis Northcutt
14. 30t..... David Garrard to Dennis Northcutt

## 2007

1. 47t..... David Garrard to John Broussard
2. 33..... David Garrard to Ernest Wilford
3. 52t..... Maurice Jones-Drew run
4. 40..... David Garrard to Dennis Northcutt
5. 76..... Fred Taylor run
6. 57t..... Maurice Jones-Drew run
7. 30..... Quinn Gray to Greg Estandia
8. 80t..... Quinn Gray to Reggie Williams
9. 56..... Quinn Gray to John Broussard
10. 30..... Maurice Jones-Drew run
11. 36t..... David Garrard to Reggie Williams
12. 36..... David Garrard to George Wrightster
13. 50t..... Fred Taylor run
14. 59t..... David Garrard to Reggie Williams
15. 35..... David Garrard to Ernest Wilford
16. 80t..... Fred Taylor run
17. 38..... Fred Taylor run
18. 55t..... David Garrard to Dennis Northcutt
19. 62t..... Fred Taylor run
20. 43..... David Garrard to Maurice Jones-Drew
21. 37t..... David Garrard to Matt Jones
22. 48..... Quinn Gray to Matt Jones
23. 43t..... David Garrard to Maurice Jones-Drew
24. 32..... David Garrard run
25. 34..... David Garrard to Marcedes Lewis

- 12-23-12 vs. New England
- 12-23-12 vs. New England
- 12-30-12 at Tennessee

- 9-25-11 at Carolina
- 9-25-11 at Carolina
- 10-2-11 vs. New Orleans
- 10-2-11 vs. New Orleans
- 10-9-11 vs. Cincinnati
- 11-27-11 vs. Houston
- 12-5-11 vs. San Diego
- 12-11-11 vs. Tampa Bay
- 12-15-11 at Atlanta
- 1-1-12 vs. Indianapolis

- 10-10-10 at Buffalo
- 10-31-10 at Dallas
- 10-31-10 at Dallas
- 11-14-10 vs. Houston
- 11-14-10 vs. Houston
- 11-21-10 vs. Cleveland
- 12-5-10 at Tennessee
- 12-12-10 vs. Oakland
- 12-12-10 vs. Oakland
- 12-12-10 vs. Oakland
- 12-18-10 at Indianapolis
- 12-26-10 vs. Washington
- 12-26-10 vs. Washington
- 1-2-11 at Houston

- 9-20-09 vs. Arizona
- 9-20-09 vs. Arizona
- 9-28-09 at Houston
- 9-28-09 at Houston
- 10-4-09 vs. Tennessee
- 10-18-09 vs. St. Louis
- 10-18-09 vs. St. Louis
- 11-1-09 at Tennessee
- 11-1-09 at Tennessee
- 11-8-09 vs. Kansas City
- 11-8-09 vs. Kansas City
- 11-8-09 vs. Kansas City
- 11-15-09 at New York Jets
- 11-15-09 at New York Jets
- 11-22-09 vs. Buffalo
- 11-29-09 at San Francisco
- 12-6-09 vs. Houston
- 12-6-09 vs. Houston
- 12-6-09 vs. Houston
- 12-13-09 vs. Miami
- 1-3-10 at Cleveland

- 9-7-08 at Tennessee
- 9-21-08 at Indianapolis
- 9-28-08 vs. Houston
- 10-5-08 vs. Pittsburgh
- 10-12-08 at Denver
- 10-12-08 at Denver
- 10-26-08 vs. Cleveland
- 10-26-08 vs. Cleveland
- 11-2-08 at Cincinnati
- 11-23-08 vs. Minnesota
- 12-1-08 at Houston
- 12-14-08 vs. Green Bay
- 12-14-08 vs. Green Bay
- 12-14-08 vs. Green Bay

**Bold indicates Playoffs**





# **PLAYER BIOS**

**REGULAR SEASON WEEK 12 AT BUFFALO**



# PLAYER BIOS

10

## BRANDON ALLEN

QUARTERBACK

6-2 217 LBS.


ARKANSAS

BORN SEPTEMBER 5, 1992

FAYETTEVILLE, ARKANSAS

ACQ: 6TH ROUND OF 2016 DRAFT (201ST)

EXP: ROOKIE



### TRANSACTIONS

- Originally drafted by Jacksonville in the sixth round (201st overall) of the 2016 NFL Draft on choice obtained from Pittsburgh for PK Josh Scobee

### PRO (Games played/started - 0/0)

- Inactive for the team's first 10 regular season games in 2016

### 2016 (w/ JAX - 0/0)

- 9/11 vs. G.B.: Inactive
- 9/18 at S.D.: Inactive
- 9/25 vs. BAL: Inactive
- 10/2 vs. IND: Inactive
- 10/16 at CHI: Inactive
- 10/23 vs. OAK: Inactive
- 10/27 at TEN: Inactive
- 11/6 at K.C.: Inactive
- 11/13 vs. HOU: Inactive
- 11/20 at DET: Inactive

### COLLEGE (at Arkansas, 2013-15)

- Totaled 7,463 passing yards, which ranks third in program history
- Made 38 career starts at QB, including his final 34 games - the longest streak for an Arkansas QB since joining the SEC in 1992
- Finished second in program history in pass completions (583), second in attempts (1,016) and third in completion percentage (57.4)
- His 64 career passing TDs is a school record
- Graduated in 2014 with a degree in recreation and sport management
- Named to the Razorback Honor Roll for the fall of 2011 and 2012 and the SEC Fall Academic Honor Roll in 2012, 2013 and 2014

### PERSONAL

- Attended Fayetteville (Ark.) High School
- Joined the Razorbacks football program rated as the fifth-best pro-style quarterback in the nation, according to Rivals.com and the No. 3 prospect in the state by HawgSports.com
- Honored with the Landers Award, given annually to the top prep football player in the state of Arkansas
- Led Fayetteville High School to the Arkansas Class 7A state title game in 2010, finishing the season with a 10-4 record
- Threw for 3,408 yards and 38 TDs as a senior, going the entire regular season without throwing an INT
- Son of Bobby, the Razorbacks' director of high school and NFL relations, and Marcela Allen
- Younger brother, Austin, is a junior quarterback at Arkansas
- Twitter handle is @BrandonAllen\_10

### REGULAR SEASON CAREER STATISTICS

#### PASSING

YEAR	TEAM	P/S	COMP	ATT	PCT	YDS	AVG	TD	INT	SK	RTG
2016	JAX	0/0	0	0	0.00	0	0.0	0	0	0	0
NFL totals: 1 yr.		0/0	0	0	0.0	0	0.0	0	0	0	0

#### RUSHING

YEAR	TEAM	W-L	ATT	YDS	AVG	TD
2016	JAX	0-0	0	0	0.0	0
NFL totals: 1 yr.		0-0	0	0	0.0	0

### 2016 GAME-BY-GAME STATISTICS

#### PASSING

DATE	OPP	P/S	COMP	ATT	PCT	YDS	AVG	TD	INT	SK	RTG
09/11	vs. G.B.					ina					
09/18	at S.D.					ina					
09/25	vs. BAL					ina					
10/02	vs. IND					ina					
		BYE WEEK									
10/16	at CHI					ina					
10/23	vs. OAK					ina					
10/27	at TEN					ina					
11/06	at K.C.					ina					
11/13	vs. HOU					ina					
11/20	at DET					ina					
11/27	at BUF					ina					
12/04	vs. DEN					ina					
12/11	vs. MIN					ina					
12/18	at HOU					ina					
12/24	vs. TEN					ina					
01/01	at IND					ina					

2016 totals:

#### RUSHING

DATE	OPP	W/L	ATT	YDS	AVG	TD
09/11	vs. G.B.			ina		
09/18	at S.D.			ina		
09/25	vs. BAL			ina		
10/02	vs. IND			ina		
		BYE WEEK				
10/16	at CHI			ina		
10/23	vs. OAK			ina		
10/27	at TEN			ina		
11/06	at K.C.			ina		
11/13	vs. HOU			ina		
11/20	at DET			ina		
11/27	at BUF			ina		
12/04	vs. DEN			ina		
12/11	vs. MIN			ina		
12/18	at HOU			ina		
12/24	vs. TEN			ina		
01/01	at IND			ina		

2016 totals:

# PLAYER BIOS

93

## TYSON ALUALU

DEFENSIVE END

6-3 310 LBS.


CALIFORNIA

BORN MAY 12, 1987

HONOLULU, HAWAII

ACQ: 1ST ROUND OF 2010 DRAFT (10TH)

EXP: 7TH YEAR



### TRANSACTIONS

- Originally drafted by Jacksonville in the first round (10th overall) of the 2010 draft

### PRO (Games played/started - 104/81)

- Played in 96 consecutive games to start career, tied for the third-longest streak for consecutive games played in franchise history
- Former first-round pick started 64 consecutive games (48 at DT, 16 at DE) to begin his career, tied for the sixth-longest streak for consecutive starts in franchise history
- Was the only defensive player to start all 16 games for the Jaguars from 2010-13
- Became first player drafted by the Jaguars from the University of California and was highest drafted player in school history since **Andre Carter** (seventh overall pick by San Francisco in 2001)

### 2016 (w/ JAX - 8/4)

- 9/11 vs. G.B.:** Inactive
- 9/18 at S.D.:** Inactive
- 9/25 vs. BAL:** Started at DE and made two tackles (one solo)
- 10/2 vs. IND:** Started at DE and made two tackles (one solo), including his first sack since 12/6/15 at TEN
- 10/16 at CHI:** Made two solo tackles at DE ... Saw action at FB on RB **Chris Ivory's** fourth-quarter rushing TD
- 10/23 vs. OAK:** Played in his 100th game, making two solo tackles
- 10/27 at TEN:** Started at DE and made three tackles (two solo), including one tackle for loss
- 11/6 at K.C.:** Started at DE and made one tackle for loss
- 11/13 vs. HOU:** Saw time at DE and made four solo tackles
- 11/20 at DET:** Saw action at DE and recorded two tackles (one solo) and one sack

### 2015 (w/ JAX - 16/13)

- Played in all 16 games (13 starts) for the sixth consecutive season, totaling 26 tackles (18 solo), six tackles for loss, two sacks and two passes defended
- 9/20 vs. MIA:** Made one tackle (one solo) and recorded one QB hurry ... Also made his first career reception for three yards to pick up a first down
  - 10/11 at T.B.:** Started at DT in his 85th consecutive game played ... Recorded four tackles (four solo), including his 20th career tackle for loss
  - 11/15 at BAL:** Recorded two tackles (one solo), including his second career fumble recovery
  - 12/6 at TEN:** Posted two tackles (two solo), two tackles for loss and 1.0 sack ... Added one reception for 16 yards
  - 12/27 at N.O.:** Started at DT, playing in his 95th consecutive game, and made two tackles (two solo), including one tackle for loss ... Blocked a fourth-quarter field goal attempt by K **Kai Forbath**

### 2014 (w/ JAX - 16/0)

- Played all 16 games as part of DL rotation and totaled 30 tackles (13 solo), two sacks, two tackles for loss and five QB hits
- 9/14 at WAS:** Tied for second on the team with a season-high seven tackles (three solo)
  - 10/26 vs. MIA:** Had three tackles (two solo) and one QB hit
  - 11/2 at CIN:** Totaled four assisted tackles
  - 11/30 vs. NYG:** Registered first sack of the season, taking down QB **Eli Manning** for a one-yard loss in the fourth quarter ... Finished with two QB pressures
  - 12/14 at BAL:** Had four tackles in reserve role
  - 12/28 at HOU:** Registered a sack of QB **Case Keenum** in the second quarter, his second of the season

### 2013 (w/ JAX - 16/16)

- Started all 16 games for the fourth consecutive season ... One of only three defensive players (DE **Jason Babin**, DT **Sen'Derrick Marks**) and five players overall to start all 16 games ... Made transition from DT to DE in offseason ... Finished with 44 tackles (34 solo), 1.5 sacks, eight QB pressures, three tackles for loss and one pass defended
- 9/8 vs. KC:** Made first career start at DE
  - 9/15 at OAK:** Produced four tackles (two solo) and split a sack with DE **Brandon Deaderick**
  - 9/29 vs. IND:** Sacked QB **Andrew Luck** for a 10-yard loss in the second quarter ... Added two QB hits
  - 10/20 vs. SD:** Had a season-high six solo tackles on
  - 12/5 vs. HOU:** Tallied three solo tackles and tied for the team-lead with two QB hits
  - 12/15 vs. BUF:** Matched his season-high with six tackles (four solo), one

tackle for loss and one QB hit

### 2012 (w/ JAX - 16/16)

- Started all 16 games for the third consecutive season ... Produced a career-high 82 tackles (36 solo) and led team with 3.5 sacks ... Added three tackles for loss and 13 QB pressures
- 9/9 at MIN:** Recorded five tackles in the season-opener and logged his seventh career sack in the third quarter on QB **Christian Ponder**
  - 10/21 at OAK:** Had four tackles (two solo) with one QB pressure and one fumble recovery
  - 11/8 vs. IND:** Tallied seven tackles (four solo) with two QB pressures. Sacked QB **Andrew Luck** in the first quarter, his eighth career sack and second of the season
  - 12/2 at BUF:** Made 10 tackles (three solo)
  - 12/16 at MIA:** Split a sack with DE **Jason Babin** of QB **Ryan Tannehill**
  - 12/23 vs. NE:** Started at DT and made four tackles (two solo) with one sack and one QB pressure ... Sacked QB **Tom Brady** in the fourth quarter

### 2011 (w/ JAX - 16/16)

- Started all 16 games at DT for the second consecutive season ... Compiled 81 tackles (43 solo) along with 2.5 sacks, four tackles for loss, one fumble recovery and two passes defended ... Ranked second on the club with 22 QB pressures ... One of eight players to start all 16 games (one of only five defensive players)
- 9/25 at CAR:** Established a career-high 11 tackles along, with two tackles for loss and one pass defended
  - 10/6 at PIT:** Sacked QB **Ben Roethlisberger** for a three-yard loss in the fourth quarter and totaled six tackles
  - 10/30 at HOU:** Tied his career-high with 11 tackles and added two QB pressures
  - 11/13 at IND:** Recovered a fumble by QB **Dan Orlovsky** in the fourth quarter which led to a Jaguars TD which sealed the victory
  - 11/20 at CLE:** Split a sack with LB **Russell Allen** on QB **Colt McCoy** in the fourth quarter
  - 12/11 vs. TB:** Produced three solo tackles, one sack and one QB pressure

### 2010 (w/ JAX - 16/16)

- Started all 16 games as a rookie at DT, joining 2009 third-round pick **Terrence Knighton** as the only two DL in franchise history to accomplish the feat ... Ranked tied for second on team with 3.5 sacks and third with seven tackles for loss ... Totaled 77 tackles (50 solo), three passes defended and 20 QB pressures
- 9/12 vs. DEN:** Only rookie to start on opening day for the Jaguars and finished with seven tackles, one QB hit and first career sack ... Sacked QB **Kyle Orton** for a six-yard loss in the second quarter
  - 9/26 vs. PHI:** Recorded eight tackles and split a sack with Knighton in the third quarter
  - 10/31 at DAL:** Compiled six tackles, one sack, one tackle for loss and two QB hits
  - 11/21 vs. CLE:** Registered a sack for the second time in three games

### COLLEGE (at California, 2006-09)

- Four-year letterman, playing in 52 games with 40 starts
- Never missed a game and started 39 consecutive games to complete his career
- Career totals include 195 tackles, 26 tackles for loss, 16 sacks, seven passes defended, four forced fumbles and four fumble recoveries
- Three-time winner of the Brick Muller Award as team's most valuable DL

### PERSONAL

- Married (Desire) with sons, Tyree, Tydes and Tyten; and daughter, Dereon
- Attended St. Louis High School in Honolulu; School also produced current NFL players C **Dominic Raiola** (Detroit) and former NFL players FB **Chris Fuamatu-Ma'afala** and C **Olin Kreutz** among others
- Ranked as No. 2 player in state in 2005 by Rivals.com
- Parents are Ta'avao and Levaa'i Alualu
- Has seven sisters: Taimane-Ruta, Tanya, Tasia, Tatiana, Timena, Trinity and Trust, and one brother, Tupu
- Fourth member of his family to play college football; His uncle, Tupu Alualu played at Hawaii, cousin Ben Alualu played at Arizona and cousin, Tyrone lualu, played at Laney College
- Lives by the motto "God first, and everything else will fall into place"
- Full name: Tyson Asi Alualu.
- Last name pronounced AH-lu AH-lu



### REGULAR SEASON CAREER STATISTICS

YEAR	TEAM	GP/GS	TKL	SOLO	ASST	ST	SACKS	FF	FR	PD	TFL
2010	JAX	16/16	77	50	27	0	3.5	0	0	3	7
2011	JAX	16/16	81	43	38	0	2.5	0	1	2	4
2012	JAX	16/16	82	36	46	0	3.5	0	0	0	3
2013	JAX	16/16	44	34	10	0	1.5	0	0	1	3
2014	JAX	16/0	30	13	17	0	2.0	0	0	0	2
2015	JAX	16/13	26	18	8	0	2.0	0	1	2	6
2016	JAX	8/4	18	14	4	0	2.0	0	0	0	4
<b>NFL totals:</b>		<b>7 yrs.104/81</b>	<b>358</b>	<b>208</b>	<b>151</b>	<b>0</b>	<b>17.0</b>	<b>0</b>	<b>2</b>	<b>8</b>	<b>29</b>





# PLAYER BIOS

## 21 PRINCE AMUKAMARA

CORNERBACK  
6-0 207 LBS.  
NEBRASKA  
BORN JUNE 6, 1989  
LEOMINSTER, MASSACHUSETTS  
ACQ: UFA (N.Y. GIANTS) 2016  
EXP: 6TH YEAR



### TRANSACTIONS

• Originally drafted by the N.Y. Giants in the first round (19th overall) of the 2011 NFL Draft ... Signed as an unrestricted free agent by Jacksonville on 3/11/15

### PRO (Games played/started - 63/51, 4/0)

• Sixth-year CB has played in 63 regular season games with 51 starts, including four postseason contests

### 2016 (w/ JAX - 8/6)

- **9/11 vs. G.B.:** Started at RCB in the team's season opener and tallied two solo tackles and one pass defended
- **9/18 at S.D.:** Inactive (hamstring)
- **9/25 vs. BAL:** Inactive (hamstring)
- **10/2 vs. IND:** Saw 53 snaps at CB and made three solo tackles, including one tackle for loss
- **10/16 at CHI:** Started at LCB and made four solo tackles, and one pass defended
- **10/23 vs. OAK:** Started at LCB and made a season-high seven solo tackles
- **10/27 at TEN:** Saw action at CB and made four solo tackles
- **11/6 at K.C.:** Started at LCB and made three solo tackles, and one pass defended
- **11/13 vs. HOU:** Made his 50th career start at LCB and made two solo tackles
- **11/20 at DET:** Started at LCB and made one solo tackle

### 2015 (w/ NYG - 11/10)

Played in 11 games with 10 starts and totaled 63 tackles (55 solo), nine passes defended, one interception, one forced fumble and one fumble recovery ... Missed five games due to a pectoral injury

- **9/13 at DAL:** Started at RCB and recorded eight tackles
- **9/24 vs. WAS:** Started at RCB and recorded eight tackles, three passes defended and snagged an interception
- **10/4 at BUF:** Started at RCB and registered six tackles (five solo), one pass defended, one forced fumble and one fumble recovery

### 2014 (w/ NYG - 8/8)

Started each of the season's first eight games at RCB ... Suffered a torn right bicep on 11/3 vs. Indianapolis and was put on injured reserve after successful surgery ... Finished the season with 46 tackles (37 solo), a career-high three interceptions and 11 passes defended

- **9/8 at DET:** Had eight tackles (four solo) and two passes defended
- **9/14 vs. ARI:** Had a season-high nine tackles (eight solo) and a pass defended
- **9/21 vs. HOU:** Contributed five tackles (four solo) and an interception
- **9/25 at WAS:** Had three solo tackles and in interception return for 11 yards
- **10/19 at DAL:** Recorded seven tackles and an interception

### 2013 (w/ NYG - 16/16)

Started every game at RCB for the first time in his career ... Finished fourth on the team with 83 tackles (72 solo) and was second with 14 passes defended ... Also had an interception and two forced fumbles

- **9/15 vs. DEN:** Credited with a season-high eight solo tackles
- **12/29 vs. WAS:** Contributed five tackles (four solo) and two passes defended

### 2012 (w/ NYG - 13/11)

Played in 13 games with 11 starts at RCB ... Finished the season with 59 tackles (44 solo), an interception and six passes defended

- **9/30 at CAR:** Made his first career start and had a tackle and pass defended
- **10/14 at S.F.:** Led team with six tackles and three passes defended and tallied an interception off of QB Alex Smith on the first play of the second quarter
- **11/11 at CIN:** Posted a team- and career-high 10 tackles (seven solo)

### 2011 (w/ NYG - 7/0, 4/0)

Played in the final seven regular season games and all four postseason contests ... His season was cut in half because of a fractured foot suffered in first training camp practice on 8/6 ... Was inactive for the season's first nine games ... Finished with 14 tackles (12 solo), one interception, three passes defended and a fumble recovery ... In the postseason, had three tackles (two solo)

- **11/20 vs. PHI:** Made NFL debut ... On his second play, intercepted QB Vince Young and finished with five solo tackles
- **2/5 vs. N.E.:** Credited with one solo tackle in Super Bowl XLVI

### COLLEGE (at Nebraska, 2007-10)

• Played in 49 games with 31 starts, starting 16 games at RCB and 15 at LCB  
• Career totals include 161 tackles (100 solo), five interceptions, 26 passes defended,

four sacks, six tackles for loss, three forced fumbles and one fumble recovery  
• As a senior, was a unanimous All-America selection and All-Big 12 Conference first-team choice  
• Named Big 12 Defensive Player of the Year, joining Ndamukong Suh and Grant Wistrom as the only Cornhuskers to win the award  
• The defensive captain started all 14 games at LCB and ranked sixth on the team with 59 tackles (36 solo), including one sack

### PERSONAL

- Starred at Apollo High School (Glendale, Ariz.) and named the state's player of the year by the Arizona Republic and All-Arizona Informant Offensive Player of the Year as a senior
- Two-way starter at running back, rushing for nearly 50 touchdowns and 3,389 yards over his final two seasons, adding 664 receiving yards and 125 tackles
- Helped the Apollo basketball team win three straight Class 4A state titles
- A member of the track and field squad, where he won the Class 4A state titles in both the 100-meter and 200-meter dashes as a senior
- Married (Pilar) with a daughter Princess Paisley and a son, Princeton
- Family comes from royal bloodlines in Nigeria, as his great grandfather was the king of the Awo-Omamma in Iwo State of Nigeria, while Romanus Amukamara was chief
- Has five sisters whose names are Princess, Precious, Promise, Peace and Passionate
- Twitter handle is @PrinceAmukamara

REGULAR SEASON CAREER STATISTICS										
YEAR	TEAM	GP/GS	TKL	SOLO	ASST	SACKS	FF	FR	PD	INT
2011	NYG	7/0	14	12	2	0.0	0	1	3	1
2012	NYG	13/11	59	45	14	0.0	0	0	6	1
2013	NYG	16/16	83	72	11	0.0	2	0	14	1
2014	NYG	8/8	46	37	9	0.0	0	0	11	3
2015	NYG	11/10	63	55	8	0.0	1	1	9	1
2016	JAX	8/6	26	26	0	0.0	0	1	3	0
<b>NFL totals: 6 yrs. 63/51</b>			<b>287</b>	<b>251</b>	<b>36</b>	<b>0.0</b>	<b>3</b>	<b>2</b>	<b>46</b>	<b>7</b>

POSTSEASON CAREER STATISTICS										
YEAR	TEAM	GP/GS	TKL	SOLO	ASST	SACKS	FF	FR	PD	INT
2011	NYG	4/0	3	2	1	0.0	0	0	0	0
<b>NFL totals: 5 yrs. 4/0</b>			<b>3</b>	<b>2</b>	<b>1</b>	<b>0.0</b>	<b>0</b>	<b>0</b>	<b>0</b>	<b>0</b>

CAREER HIGHS		
	GAME	SEASON
<b>Tackles:</b>	10 (11/11/12 at CIN)	83 (2013)
<b>Interceptions:</b>	1 (seven times, last: 9/25/15 at WAS)	3 (2014)
<b>Forced fumbles:</b>	1 (three times, last: 10/4/15 at BUF)	2 (2013)
<b>Fumble recoveries:</b>	1 (two times, last: 10/4/15 at BUF)	1 (2011 & 2015)
<b>Passes defended:</b>	3 (two times, last: 9/24/15 vs. WAS)	14 (2013)

2016 GAME-BY-GAME STATISTICS										
DATE	OPP	TKL	SOLO	ASST	ST	SACKS	FF	FR	PD	INT
09/11	vs. Green Bay	2	2	0	0	0.0	0	0	1	0
09/18	at San Diego				ina					
09/25	vs. Baltimore				ina					
10/02	vs. Indianapolis	3	3	0	0	0.0	0	0	0	0
BYE WEEK										
10/16	at Chicago	4	4	0	0	0.0	0	0	1	0
10/23	vs. Oakland	7	7	0	0	0.0	0	0	0	0
10/27	at Tennessee	4	4	0	0	0.0	0	0	0	0
11/06	at Kansas City	3	3	0	0	0.0	0	0	1	0
11/13	vs. Houston	2	2	0	0	0.0	0	0	0	0
11/20	at Detroit	1	1	0	0	0.0	0	0	0	0
11/27	at Buffalo									
12/04	vs. Denver									
12/11	vs. Minnesota									
12/18	at Houston									
12/24	vs. Tennessee									
01/01	at Indianapolis									
<b>2016 totals:</b>		<b>26</b>	<b>26</b>	<b>0</b>	<b>0</b>	<b>0.0</b>	<b>0</b>	<b>0</b>	<b>3</b>	<b>0</b>

# PLAYER BIOS

2015 GAME-BY-GAME STATISTICS									
DATE	OPP	TKL	SOLO	ASST	SACKS	FF	FR	PD	INT
09/13	at Dallas	8	6	2	0.0	0	0	0	0
09/20	vs. Atlanta	4	4	0	0.0	0	0	1	0
09/24	vs. Washington	8	6	2	0.0	0	0	3	1
10/04	at Buffalo	6	5	1	0.0	1	1	2	0
10/11	vs. San Francisco	6	5	1	0.0	0	0	1	0
10/29	at Philadelphia				ina				
10/25	vs. Dallas				ina				
11/01	at New Orleans				ina				
11/08	at Tampa Bay				ina				
11/15	vs. New England				ina				
BYE WEEK									
11/29	at Washington	4	3	1	0.0	0	0	0	0
12/06	vs. N.Y. Jets	5	4	1	0.0	0	0	0	0
12/14	at Miami	5	5	0	0.0	0	0	0	0
12/20	vs. Carolina	7	7	0	0.0	0	0	2	0
12/27	at Minnesota	6	6	0	0.0	0	0	1	0
01/03	vs. Philadelphia	4	4	0	0.0	0	0	0	0
<b>2015 totals:</b>		<b>63</b>	<b>55</b>	<b>8</b>	<b>0.0</b>	<b>1</b>	<b>1</b>	<b>10</b>	<b>1</b>

2012 GAME-BY-GAME STATISTICS									
DATE	OPP	TKL	SOLO	ASST	SACKS	FF	FR	PD	INT
09/05	vs. Dallas				ina				
09/16	vs. Tampa Bay				ina				
09/20	at Carolina	1	1	0	0.0	0	0	1	0
09/30	at Philadelphia	5	3	2	0.0	0	0	1	0
10/07	vs. Cleveland	2	1	1	0.0	0	0	0	0
10/14	at San Francisco	6	5	1	0.0	0	0	3	1
10/21	vs. Washington	6	5	1	0.0	0	0	1	0
10/28	at Dallas	8	6	2	0.0	0	0	0	0
11/04	vs. Pittsburgh	3	2	1	0.0	0	0	0	0
11/11	at Cincinnati	10	7	3	0.0	0	0	0	0
BYE WEEK									
11/25	vs. Green Bay	3	3	0	0.0	0	0	0	0
12/03	at Washington	7	5	2	0.0	0	0	0	0
12/09	vs. New Orleans	2	2	0	0.0	0	0	0	0
12/16	at Atlanta				ina				
12/23	at Baltimore	0	0	0	0.0	0	0	0	0
12/30	vs. Philadelphia	4	4	0	0.0	0	0	0	0
<b>2012 totals:</b>		<b>57</b>	<b>44</b>	<b>13</b>	<b>0.0</b>	<b>0</b>	<b>0</b>	<b>6</b>	<b>1</b>

2014 GAME-BY-GAME STATISTICS									
DATE	OPP	TKL	SOLO	ASST	SACKS	FF	FR	PD	INT
09/08	at Detroit	8	4	4	0.0	0	0	2	0
09/14	vs. Arizona	9	8	1	0.0	0	0	1	0
09/21	vs. Houston	5	4	1	0.0	0	0	2	1
09/25	at Washington	3	3	0	0.0	0	0	2	1
10/05	vs. Atlanta	4	3	1	0.0	0	0	2	0
10/12	at Philadelphia	6	5	1	0.0	0	0	0	0
10/19	at Dallas	7	7	0	0.0	0	0	2	1
BYE WEEK									
11/03	vs. Indianapolis	3	3	0	0.0	0	0	0	0
11/09	at Seattle				IR				
11/16	vs. San Francisco				IR				
11/23	vs. Dallas				IR				
11/30	at Jacksonville				IR				
12/07	at Tennessee				IR				
12/14	vs. Washington				IR				
12/21	at St. Louis				IR				
12/28	vs. Philadelphia				IR				
<b>2014 totals:</b>		<b>45</b>	<b>37</b>	<b>8</b>	<b>0.0</b>	<b>0</b>	<b>0</b>	<b>11</b>	<b>3</b>

2011 GAME-BY-GAME STATISTICS									
DATE	OPP	TKL	SOLO	ASST	SACKS	FF	FR	PD	INT
09/11	at Washington				ina				
09/19	vs. St. Louis				ina				
09/25	at Philadelphia				ina				
10/02	at Arizona				ina				
10/09	vs. Seattle				ina				
10/16	vs. Buffalo				ina				
BYE WEEK									
10/30	vs. Miami				ina				
11/06	at New England				ina				
11/13	at San Francisco				ina				
11/20	vs. Philadelphia	5	5	0	0.0	0	0	1	1
11/28	at New Orleans	1	1	0	0.0	0	1	0	0
12/04	vs. Green Bay	2	0	2	0.0	0	0	0	0
12/11	at Dallas	4	4	0	0.0	0	0	0	0
12/18	vs. Washington	2	2	0	0.0	0	0	1	0
12/24	at N.Y. Jets	0	0	0	0.0	0	0	0	0
01/01	vs. Dallas	0	0	0	0.0	0	0	0	0
<b>2011 totals:</b>		<b>14</b>	<b>12</b>	<b>2</b>	<b>0.0</b>	<b>0</b>	<b>1</b>	<b>2</b>	<b>1</b>


2013 GAME-BY-GAME STATISTICS									
DATE	OPP	TKL	SOLO	ASST	SACKS	FF	FR	PD	INT
09/08	at Dallas	5	3	2	0.0	0	0	1	0
09/15	vs. Denver	8	8	0	0.0	1	0	1	0
09/22	at Carolina	6	5	1	0.0	0	0	1	0
09/29	at Kansas City	3	2	1	0.0	0	0	2	1
10/06	vs. Philadelphia	2	2	0	0.0	0	0	0	0
10/10	at Chicago	7	6	1	0.0	0	0	0	0
10/21	vs. Minnesota	6	5	1	0.0	0	0	0	0
10/27	at Philadelphia	7	5	2	0.0	1	0	0	0
BYE WEEK									
11/10	vs. Oakland	3	3	0	0.0	0	0	0	0
11/17	vs. Green Bay	7	6	1	0.0	0	0	0	0
11/24	vs. Dallas	5	5	0	0.0	0	0	1	0
12/01	at Washington	5	5	0	0.0	0	0	2	0
12/08	at San Diego	7	5	2	0.0	0	0	0	0
12/15	vs. Seattle	3	3	0	0.0	0	0	2	0
12/22	at Detroit	4	4	0	0.0	0	0	1	0
12/29	vs. Washington	5	4	1	0.0	0	0	2	0
<b>2013 totals:</b>		<b>83</b>	<b>70</b>	<b>13</b>	<b>0.0</b>	<b>2</b>	<b>0</b>	<b>13</b>	<b>1</b>

01/08	vs. Atlanta	2	1	1	0.0	0	0	0	0
01/15	at Green Bay	0	0	0	0.0	0	0	0	0
01/22	at San Francisco	0	0	0	0.0	0	0	0	0
02/05	at New England	1	1	0	0.0	0	0	0	0
<b>Postseason totals:</b>		<b>3</b>	<b>2</b>	<b>1</b>	<b>0.0</b>	<b>0</b>	<b>0</b>	<b>0</b>	<b>0</b>

# PLAYER BIOS

94

## RICHARD ASH



DEFENSIVE TACKLE

6-3 314 LBS.

WESTERN MICHIGAN

BORN AUGUST 4, 1992

PAHOKEE, FLORIDA

ACQ: FREE AGENT 2015

EXP: 1ST YEAR

### TRANSACTIONS

Signed by Jacksonville as an undrafted free agent on 5/11/15 ... Waived on 9/5/15 ... Signed by Jacksonville to the practice squad on 9/6/15 ... Promoted to the active roster on 1/1/16 ... Waived on 9/2/16 ... Signed to practice squad on 9/4/16 ... Signed to active roster on 10/25/16

### PRO (Games played/started - 2/0)

- Signed to active roster after spending the first seven weeks of the season on the team's practice squad in 2016
- As a rookie, spent 15 weeks on the practice squad and played in the team's regular season finale after signing as an undrafted free agent

### 2016 (w/ JAX - 1/0)

Spent the first seven weeks of the season on the practice squad

- **10/27 at TEN:** Made his season debut at DT and had four tackles (one solo)
- **11/6 at K.C.:** Inactive
- **11/13 vs. HOU:** Inactive
- **11/20 at DET:** Inactive

### 2015 (w/ JAX - 1/0)

Spent his rookie season on Jacksonville's practice squad before promotion to the active roster prior to the team's regular season finale at Houston

- **1/3 at HOU:** Saw action at DT, playing 17 snaps

### COLLEGE (at Michigan, 2011-13; at Western Michigan, 2014)

- Fifth-year senior appeared in all 13 games with 12 starts in 2014
- Registered 42 total tackles and finished third on the team in tackles for loss with 7.5
- Transferred from Michigan following the 2013 season
- At Michigan, career totals include three tackles (one solo)
- Graduated from Michigan in 2014
  - **10/1/11 vs. Minnesota:** Made his collegiate debut at NT and appeared in three games during Michigan's Sugar Bowl championship season
  - **11/30/11 vs. Ohio State:** Made his first career tackle

### PERSONAL

- Three-year varsity letterman at Pahokee (Fla.) High School and registered 45 tackles, 13 tackles for loss, 4.0 sacks and recovered two fumbles as a senior
- Recorded 84 tackles, seven TFLs, 5.0 sacks, one INT, five forced fumbles and two fumble recoveries during his junior year

### REGULAR SEASON CAREER STATISTICS

YEAR	TEAM	GP/GS	TKL	SOLO	ASST	ST	SACKS	FF	FR	PD	TFL
2015	JAX	1/0	0	0	0	0	0.0	0	0	0	0
2016	JAX	1/0	4	1	3	0	0.0	0	0	0	0
<b>NFL totals: 2 yrs.</b>		<b>2/0</b>	<b>4</b>	<b>1</b>	<b>3</b>	<b>0</b>	<b>0.0</b>	<b>0</b>	<b>0</b>	<b>0</b>	<b>0</b>

### 2016 GAME-BY-GAME STATISTICS

DATE	OPP	TKL	SOLO	ASST	ST	SACKS	FF	FR	PD	TFL	
09/11	vs. Green Bay					ps					
09/18	at San Diego					ps					
09/25	vs. Baltimore					ps					
10/02	vs. Indianapolis					ps					
BYE WEEK											
10/16	at Chicago					ps					
10/23	vs. Oakland					ps					
10/27	at Tennessee	4	1	3	0	0.0	0	0	0	0	
11/06	at Kansas City					ina					
11/13	vs. Houston					ina					
11/20	at Detroit					ina					
11/27	at Buffalo										
12/04	vs. Denver										
12/11	vs. Minnesota										
12/18	at Houston										
12/24	vs. Tennessee										
01/01	at Indianapolis										
<b>2016 totals:</b>		<b>4</b>	<b>1</b>	<b>3</b>	<b>0</b>	<b>0.0</b>	<b>0</b>	<b>0</b>	<b>0</b>	<b>0</b>	

### 2015 GAME-BY-GAME STATISTICS

DATE	OPP	TKL	SOLO	ASST	ST	SACKS	FF	FR	PD	TFL	
09/13	vs. Carolina					ps					
09/20	vs. Miami					ps					
09/27	at New England					ps					
10/04	at Indianapolis					ps					
10/11	at Tampa Bay					ps					
10/18	vs. Houston					ps					
10/25	vs. Buffalo					ps					
BYE WEEK											
11/08	at N.Y. Jets					ps					
11/15	at Baltimore					ps					
11/19	vs. Tennessee					ps					
11/29	vs. San Diego					ps					
12/06	at Tennessee					ps					
12/13	vs. Indianapolis					ps					
12/20	vs. Atlanta					ps					
12/27	at New Orleans					ps					
01/03	at Houston	0	0	0	0	0.0	0	0	0	0	
<b>2015 totals:</b>		<b>0</b>	<b>0</b>	<b>0</b>	<b>0</b>	<b>0.0</b>	<b>0</b>	<b>0</b>	<b>0</b>	<b>0</b>	



# PLAYER BIOS

68

## KELVIN BEACHUM

OFFENSIVE LINEMAN  
6-3 303 LBS.  
SOUTHERN METHODIST  
BORN JUNE 8, 1989  
MEXIA, TEXAS  
ACQ: UFA (PITTSBURGH) 2016  
EXP: FIFTH YEAR



- **12/2 at BAL:** Made his first career start at RT for the injured Adams

### COLLEGE (at Southern Methodist, 2007-11)

- Started all 52 games in four seasons
- As a senior, was named to Conference USA All-Academic team and selected to the Lombardi Award and Outland Award watch lists
- Named first-team Conference USA after his junior season
- Redshirted his first season in 2007

### PERSONAL

- Attended Mexia (Texas) High School where he was named first-team All-District 19-3A as a senior and second-team All-District as a junior
- Allowed only one sack in 2006
- Averaged a double-double in basketball
- Son of Kelvin, Sr. and Culetta Beachum
- Full name: Kelvin Lee Beachum Jr.
- Twitter handle is @KelvinBeachumJr

### TRANSACTIONS

Originally drafted by Pittsburgh in the seventh round (248th overall) of the 2012 NFL Draft ... Signed by Jacksonville as an unrestricted free agent on 3/16/16

### PRO (Games played/started - 54/49, 1/1)

- In four NFL seasons, has appeared in 54 games with 49 starts at LT, RT and TE

### 2016 (w/ JAX - 9/9)

- **9/11 vs. G.B.:** Made his Jaguars debut, starting at LT
- **9/18 at S.D.:** Started at LT before exiting the game in the third quarter with a concussion
- **9/25 vs. BAL:** Inactive (concussion)
- **10/2 vs. IND:** Returned from injury to start at LT, helping the team rush 136 yards
- **10/16 at CHI:** Started at LT
- **10/23 vs. OAK:** Started at LT in his 50th career game played
- **10/27 at TEN:** Started at LT
- **11/6 at K.C.:** Started at LT, helping the Jaguars rush for a season-high 205 yards
- **11/13 vs. HOU:** Started at LT
- **11/20 at DET:** Started at LT and was part of an offensive line that did not allow a sack

### 2015 (w/ PIT - 6/6)

Placed on the team's injured reserve due to a left knee injury on Oct. 19

- **9/10 at N.E.:** Started third straight season-opening game on the offensive line ... Was part of an offensive line that helped the Steelers have a 300-yard passer, 100-yard rusher and 100-yard receiver
- **9/20 vs. S.F.:** Was part of an offensive line that did not allow a sack and blocked for an offense that gained 453 net yards

### 2014 (w/ PIT - 16/16, 1/1)

Started at LT in all 16 games during the regular season ... Started at LT in postseason debut vs. Baltimore in the AFC Wild Card Game

- **9/7 vs. CLE:** Started on the offensive line that helped pave the way for RB **Le'Veon Bell** to eclipse the 100-yard rushing mark
- **9/21 at CAR:** Was part of an offensive line that allowed only one sack ... Helped block for 264 rushing yards, including two 100-yard performances from Bell and LB **LaGarrette Blount**
- **10/26 vs. IND:** Was part of an offensive line that allowed zero sacks in 49 pass attempts and allowed QB **Ben Roethlisberger** to throw for team records in completions (40), passing yards (522) and passing touchdowns (6)
- **11/02 vs. BAL:** Was part of an offensive line that helped block for Roethlisberger to throw six touchdowns and to total an NFL record 12 touchdown passes in back-to-back games
- **11/17 at TEN:** Was part of an offensive line that helped pave the way for Bell to record the fourth-highest single-game rushing total in team history (204 yards)
- **12/07 at CIN:** Was part of an offensive line that allowed zero sacks in 39 pass attempts
- **12/28 vs. CIN:** Was part of offensive line that allowed zero sacks in 38 pass attempts

### 2013 (w/ PIT - 15/12)

Played in 15 games, making 12 starts (11 at LT and one at TE)

- **9/8 vs. TEN:** Saw action at C in placed of injured C **Maurkice Pouncey**
- **10/13 at NYJ:** Made his first career start at LT and was part of an offensive line that helped control the football for 35:49
- **11/03 at N.E.:** Was part of an offensive line that helped the Steelers amass a season-high 479 net yards
- **11/17 vs. DET:** Was part of an offensive line that helped produce four scoring drives of 60+ yards
- **11/24 at CLE:** Member of an offensive line that did not allow a sack
- **11/28 at BAL:** Was part of an offensive line that produced touchdown drives on three of the final four possessions
- **12/22 at G.B.:** Was part of an offensive line that helped block for a Steelers' rushing attack to gain a season-high 151 yards
- **12/28 vs. CLE:** Was part of an offensive line that allowed one sack or less for the third straight game

### 2012 (w/ PIT - 7/5)

Appeared in seven games, and started the final five contests at RT as a rookie

- **9/23 at OAK:** Saw action on special teams and on the offensive line for the first time in his career, filling in at RT for injured RT **Marcus Gilbert** and **Mike Adams**

# PLAYER BIOS

## 12 ARRELIOUS BENN

WIDE RECEIVER

6-2 220 LBS.

ILLINOIS

BORN SEPTEMBER 8, 1988

WASHINGTON, D.C.

ACQ: FREE AGENT 2015

EXP: 6TH YEAR



- Named USA Today first-team All-American and was also a Parade All-American
- Five-star player by Rivals.com and ranked as the No. 2 WR in the country by Rivals.com
- Son of Denise Benn

### REGULAR SEASON CAREER STATISTICS

YEAR	TEAM	GP/GS	RECs	YDS	AVG.	LG	TD
2010	T.B.	15/9	25	395	15.8	64	2
2011	T.B.	14/14	30	441	14.7	65t	3
2012	T.B.	8/1	4	26	6.5	9	0
2016	JAX	10/0	5	116	23.2	51t	1
<b>NFL totals: 6 yrs.</b>		<b>47/24</b>	<b>64</b>	<b>978</b>	<b>15.3</b>	<b>65t</b>	<b>6</b>

**Additional statistics:** 15 rushes for 44 yards (2.9 avg.)

### CAREER HIGHS

	GAME	SEASON
<b>Receptions:</b>	5 (11/20/11 at G.B.)	30 (2011)
<b>Receiving yards:</b>	122 (12/12/10 at WAS)	441 (2011)
<b>Receiving touchdowns:</b>	1 (six times, last: 10/16/16 at CHI)	3 (2011)

### 2016 GAME-BY-GAME STATISTICS

DATE	OPP	RECs	YDS	AVG.	LG	TD
09/11	vs. Green Bay	0	0	0.0	0	0
09/18	at San Diego	1	9	9.0	9	0
09/25	vs. Baltimore	0	0	0.0	0	0
10/02	vs. Indianapolis	1	1	1.0	1	0
BYE WEEK						
10/16	at Chicago	1	51	51.0	51t	1
10/23	vs. Oakland	1	39	39.0	39	0
10/27	at Tennessee	0	0	0.0	0	0
11/06	at Kansas City	1	16	16.0	16	0
11/13	vs. Houston	0	0	0.0	0	0
11/20	at Detroit	0	0	0.0	0	0
11/27	at Buffalo					
12/04	vs. Denver					
12/11	vs. Minnesota					
12/18	at Houston					
12/24	vs. Tennessee					
01/01	at Indianapolis					
<b>2016 totals:</b>		<b>5</b>	<b>116</b>	<b>23.2</b>	<b>51t</b>	<b>1</b>

**Additional statistics:** Two special teams tackles; 16-yard kickoff return on 11/13 vs. HOU

### 2012 GAME-BY-GAME STATISTICS

DATE	GAME	RECs	YDS	AVG.	LG	TD
09/09	vs. Carolina			ina		
09/16	at N.Y. Giants	0	0	0.0	0	0
09/23	at Dallas	1	8	8.0	8	0
09/30	vs. Washington	3	18	6.0	9	0
BYE WEEK						
10/14	vs. Kansas City	0	0	0.0	0	0
10/21	vs. New Orleans	0	0	0.0	0	0
10/25	at Minnesota	0	0	0.0	0	0
11/04	at Oakland	0	0	0.0	0	0
11/11	vs. San Diego			ina		
11/18	at Carolina	0	0	0.0	0	0
11/25	vs. Atlanta			IR		
12/02	at Denver			IR		
12/09	vs. Philadelphia			IR		
12/16	at New Orleans			IR		
12/23	vs. St. Louis			IR		
12/30	at Atlanta			IR		
<b>2012 totals:</b>		<b>4</b>	<b>26</b>	<b>6.5</b>	<b>9</b>	<b>0</b>

**Additional statistics:** three rushes for 16 yards (5.3 avg.); three kick returns for 16 yards (5.3 avg.)

### TRANSACTIONS

Originally drafted by Tampa Bay in the second round (39th overall) of the 2010 draft ... Traded to Philadelphia on 3/15/13 ... Waived on 5/16/14 ... Signed by Philadelphia as a free agent on 5/19/14 ... Waived on 9/6/14 ... Signed by Jacksonville as a free agent on 1/5/15 ... Placed on injured reserve on 8/24/15 ... Released on 9/3/16 ... Signed on 9/4/16.

### PRO (Games played/started - 47/24)

- Fifth-year WR has played in 47 games with 24 starts in Tampa Bay and Jacksonville
- Also spent time with Philadelphia from 2013-14
- Added 13 kickoff returns for 23.5 avg. and 15 rushes for 44 yards
- Has 14 career receptions of 25-plus yards and four of 50-plus yards

### 2016 (w/ JAX - 10/0)

- **9/11 vs. G.B.:** Made his Jaguars debut and made one special teams tackle
- **9/18 at S.D.:** Had one reception for nine yards and played on special teams
- **9/25 vs. BAL:** Played 21 snaps on special teams
- **10/2 vs. IND:** Posted one reception for one yard ... Played 20 snaps on special teams and made one special teams tackle
- **10/16 at CHI:** Posted the game-winning 51-yard touchdown reception with 2:58 remaining in the fourth quarter
- **10/23 vs. OAK:** Had one reception for for 39 yards, his second consecutive game with a reception of 25+ yards
- **10/27 at TEN:** Saw action at WR and on special teams
- **11/6 at K.C.:** Had one reception for 16 yards
- **11/13 vs. HOU:** Saw action at WR and on special teams
- **11/20 at DET:** Saw action on special teams

### 2015 (w/ JAX - IR)

Spent training camp and preseason with Jacksonville and was placed on injured reserve on Sept. 6

### 2014 (w/ PHI - IR)

Spent preseason with Philadelphia and was placed on injured reserve on Aug. 29 and received an injury settlement on Sept. 6

### 2013 (w/ PHI - IR)

Missed the entire season with an ACL injury suffered in training camp

### 2012 (w/ T.B. - 8/1)

Played in eight games with one start in his final season with Tampa Bay ... Totaled four receptions for 26 yards, three rushes for 16 yards and 13 kickoff returns for 23.5-yard average ... Missed the final half of the season after being placed on injured reserve with shoulder and knee injuries

### 2011 (w/ T.B. - 14/14)

Started all 14 games played and produced a career-high 30 receptions for 441 yards and three TDs

- **10/16 vs. N.O.:** Registered a season-high 83 yards on three receptions including a 65-yard TD catch
- **11/20 at G.B.:** Recorded a season-high two catches of 25-plus yards and finished with 75 yards on five receptions

### 2010 (w/ T.B. - 15/9)

- Played in 15 games with nine starts as a rookie
- Registered 25 receptions for 395 yards and two TDs along with 35 yards on six carries
- **9/12 vs. CLE:** Made NFL debut
- **11/7 vs. ATL:** Scored his first career TD (13 yards)
- **12/12 at WAS:** Had a career-high 122 yards on four receptions and his only career 100-yard receiving game including a career-long 64-yard catch

### COLLEGE (at Illinois, 2007-09)

- Three-year letterman at Illinois
- Declared for the draft following his junior season
- Ranked fourth in school history with 3,613 all-purpose yards
- Finished his career with 159 receptions for 2,221 yards and seven TDs
- Saw action as a true freshman and earned Big Ten Freshman of the Year honors

### PERSONAL

- Attended Dunbar High School in Washington, D.C.

# PLAYER BIOS



## 2011 GAME-BY-GAME STATISTICS

DATE	GAME	RECS	YDS	AVG.	LG	TD
09/11	vs. Detroit	4	27	6.8	10	0
09/18	at Minnesota	1	25	25.0	25T	1
09/25	vs. Atlanta	3	19	6.3	13	0
10/03	vs. Indianapolis	1	43	43.0	43	0
10/09	at San Francisco	3	46	15.3	33	0
10/16	vs. New Orleans	3	83	27.7	65T	1
10/23	vs. Chicago	0	0	0.0	0	0
	BYE WEEK					
11/06	at New Orleans	2	22	11.0	16	0
11/13	vs. Houston	2	47	23.5	33	0
11/20	at Green Bay	5	75	15.0	37	0
11/27	at Tennessee	1	-3	-3.0	-3	0
12/04	vs. Carolina	3	46	15.3	38	0
12/11	at Jacksonville	1	7	7.0	7	0
12/17	vs. Dallas			ina		
12/24	at Carolina	1	4	4.0	4T	1
12/30	at Atlanta			IR		
<b>2011 totals:</b>		<b>30</b>	<b>441</b>	<b>14.7</b>	<b>65</b>	<b>3</b>

**Additional statistics:** six rushes for -7 yards (-1.2 avg.)



## 2010 GAME-BY-GAME STATISTICS

DATE	GAME	RECS	YDS	AVG.	LG	TD
09/12	vs. Cleveland	0	0	0.0	0	0
09/19	at Carolina	0	0	0.0	0	0
09/26	vs. Pittsburgh	3	33	11.0	13	0
	BYE WEEK					
10/10	at Cincinnati	2	25	12.5	18	0
10/17	vs. New Orleans	1	9	9.0	9	0
10/24	vs. St. Louis	1	9	9.0	9	0
10/31	at Arizona	1	53	53.0	53	0
11/07	at Atlanta	1	14	14.0	14T	1
11/14	vs. Carolina	2	29	14.5	21	1
11/21	at San Francisco	2	14	7.0	7	0
11/28	at Baltimore	3	9	3.0	9	0
12/05	vs. Atlanta	1	28	28.0	28	0
12/12	at Washington	4	122	30.5	64	0
12/19	vs. Detroit	3	34	11.3	13	0
12/26	vs. Seattle	1	16	16.0	16	0
<b>2010 totals:</b>		<b>25</b>	<b>395</b>	<b>15.8</b>	<b>64</b>	<b>2</b>

**Additional statistics:** six rushes for 25 yards (5.8 avg.)

# PLAYER BIOS

## 5 BLAKE BORTLES

QUARTERBACK

6-5 245 LBS.


CENTRAL FLORIDA

BORN APRIL 28, 1992

OVIDO, FLORIDA

ACQ: 1ST ROUND OF 2014 DRAFT (3RD)

EXP: 3RD YEAR



### TRANSACTIONS

Originally drafted by Jacksonville in the first round (3rd overall) of the 2014 draft

### PRO (Games played/started - 40/39)

- Third-year QB started the final 13 games as a rookie and every game of the 2015 season after being selected with the third overall pick in 2014
- Ranks third in career passing yards (9,959), pass attempts (1,496), pass completions (885), passing touchdowns (64) and third in completion percentage (59.2) in franchise history
- The first player in franchise history to have multiple games with four-plus passing TDs (three games)

### 2016 (w/ JAX - 10/10)

- **9/11 vs. G.B.:** Completed 24-of-39 passes (61.5 comp. pct.) for 320 yards, one TD and one INT for an 85.4 passer rating ... His 187 first-half passing yards were most for his career ... His 320 yards are the most by a Jaguars QB on kickoff weekend in franchise history
- **9/18 at S.D.:** Completed 31-of-50 passes (62.0 comp. pct.) for 329 yards, two TDs and two INTs for a 77.8 passer rating
- **9/25 vs. BAL:** Completed 24-of-38 passes (63.2 comp. pct.) for 194 yards, two TDs and three INTs for a 60.6 passer rating ... Eclipsed 50 career passing TDs in his 33rd career game, becoming the fastest Jaguars QB to 50 career passing TDs, surpassing the previous mark set by **Mark Brunell** (41 games)
- **10/2 vs. IND:** Completed 19-of-33 passes (57.6 comp. pct.) for 207 yards and two TDs ... Posted a season-best 96.4 passer rating ... Rushed seven times for 36 yards and his third career rushing TD
- **10/16 at CHI:** Completed 20 of 33 passes (60.6 comp. pct.) for 271 yards, one TD and one INT for an 84.3 passer rating ... Trailing 16-10 with 3:18 remaining in the fourth quarter, Bortles engineered a four-play, 78-yard drive that culminated in a 51-yard TD pass to WR **Arreligio Benn** with 2:58 remaining ... The victory marked Bortles' fifth come-from-behind fourth-quarter victory
- **10/23 vs. OAK:** Accounted for 279 yards of offense, completing 23 of 42 passes (53.5 comp. pct.) for 246 yards, one TD and two INTs for a 58.9 passer rating, as well as rushing for 33 yards on five carries
- **10/27 at TEN:** Completed 33-for-54 passes (61.1 comp. pct.) for 337 yards and three TDs for a 97.5 passer rating
- **11/6 at K.C.:** Completed 22-for-41 passes (53.7 comp. pct.) for 252 yards, two TDs and one INT
- **11/13 vs. HOU:** Completed 32-of-49 passes (65.3 comp. pct.) for 265 yards, two TDs and one INT for an 84.1 passer rating
- **11/20 at DET:** Completed 22-of-35 passes (62.9 comp. pct.) for 202 yards, two TDs and two INTs

### 2015 (w/ JAX - 16/16)

Completed 355 of 606 passes (58.6 comp. pct.) for 4,428, 35 TDs and 18 INTs for an 88.2 passer rating ... Set single-season franchise records for yards, completions, attempts and touchdowns ... Threw a TD in 15 straight games from 9/13/15 to 12/27/15, the longest streak in franchise history ... Threw for the NFL's second-most passing TDs (35) in 2015, behind only New England's **Tom Brady** ... Joins **Dan Marino** (1984) as the only first- or second-year QBs in NFL history to throw for 4,400-plus yards and 35-plus TDs in a single season ... Became the youngest QB in NFL history to throw for 4,000-plus yards and 35-plus TDs and rush for 300-plus yards in a season. ... The only other players in NFL history to achieve the feat are **Daunte Culpepper** (2004) and **Steve Young** (1998) ... Finished the season with 72 completions of 20-plus yards, the most in the NFL and the most in a season in Jaguars history (the previous record for completions of 20-plus yards by a Jaguars QB was 44, set by **Mark Brunell** in 1997 and 2001 and **David Garrard** in 2004) ... Threw for 300-plus yards on six occasions in 2015, tied for the most 300-yard passing games by a Jaguars QB in a single season ... Youngest QB in NFL history to throw for at least 25 TDs and rush for at least one TD in a single season

- **9/13 vs. CAR:** Became the second QB in franchise history to start on opening day before turning 24 years old ... Completed 22-of-40 for 183 yards and 1 TD, while also rushing four times for 26 yards (6.5 rush avg.) ... Surpassed 3,000 career passing yards on a 6-yard TD completion to **Rashad Greene** in the second quarter ... His 22 completions are tied for the seventh-most in a season opener in franchise history
- **9/20 vs. MIA:** Completed 18-of-33 for 273 yards and two TDs ... Captained his second career fourth-quarter game-winning drive, marching the Jaguars 66 yards on nine plays to set up K **Jason Myers'** game-winning 28-yard FG with :40 left
- **10/4 at IND:** Completed 28-of-50 passes (56.0 comp. pct.) for 298 yards and

one TD for an 80.2 passer rating ... The 50 pass attempts by Bortles were the most of his career and the fifth-most in franchise history ... Joins **Byron Leftwich** (54), **Mark Brunell** (52, 50) and **Chad Henne** (51, 51) as the only players in Jaguars history to register 50-plus pass attempts in a single game

- **10/11 at T.B.:** Completed 23-of-33 passes (69.7 comp. pct.) for 303 yards, four TDs and one INT ... First time in Bortles' 19-game career that he threw three or more touchdowns ... Bortles joins **Mark Brunell** (11/29/98), **David Garrard** (10/31/10), **Quinn Gray** (12/30/07) and **Chad Henne** (11/18/12) as the only Jaguars quarterbacks to throw for four touchdowns in a single game
- **10/18 vs. HOU:** Completed 30-of-53 passes for 331 yards, three TDs and three INTs ... His 53 pass attempts were the second-most in franchise history and most since **Byron Leftwich** recorded 54 on 10/10/04 at San Diego ... Has thrown for 300+ yards in back-to-back games for the first time in his career
- **10/25 vs. BUF:** Completed 13-of-29 passes for 182 yards, 2 TDs and one INT ... Threw a 31-yard game-winning touchdown pass to WR **Allen Hurns** with 2:25 remaining in the fourth quarter
- **11/8 at NYJ:** Completed 24 of 40 passes for a career-high 381 yards, two TDs and two INTs ... 381 passing yards were fourth-most in franchise history ... Joins **Mark Brunell** as the only QBs in franchise history to throw for 375-plus yards in a single game ... Has thrown for two-plus touchdowns in four consecutive games, tying the franchise record for most consecutive games with two-plus passing TDs (**Chad Henne** in 2013 and **David Garrard** in 2007)
- **11/19 vs. TEN:** Completed 21 of 30 passes for 242 yards, one TD and one INT for a 91.2 passer rating ... His fourth-quarter TD pass to **Julius Thomas** was his 20th of the season, placing him with **David Garrard** (23 in 2010) and **Mark Brunell** (20 in 1998 and 2000) as the only QBs in Jaguars history to throw for 20-plus TD passes in a season
- **11/29 vs. S.D.:** Completed 30-of-49 passes for 329 yards, two TDs and one INT ... The fourth game with at least 300 passing yards and two passing TDs in 2015, the most such games ever in Jaguars single-season history
- **12/6 at TEN:** Completed 24-of-36 passes for 322 yards and a career-high five TDs ... Became the youngest player in NFL history to throw for 320-plus yards, five-plus TDs and zero INTs in a single game ... His five TDs is the most by a Jaguars QB in a single game ... Joins **Dan Marino** (22, 1984) and **Matthew Stafford** (23, 2011) as the only QBs age 23-or-younger in NFL history to throw for 27 or more TDs through the first 12 games of the season ... Tallied a career-high 134.5 passer rating
- **12/13 vs. IND:** Completed 16 of 30 passes (58.3 completion pct.) for 250 yards and three TDs for a 114.6 passer rating ... Joins Dan Marino (36, 1984) and Kurt Warner (34, 1999) as the only first- or second-year QBs to throw for 30-plus passing TDs through 13 games in a season ... Bortles (23) and Marino (22) are the only players age 23-or-younger to throw for 30-plus TDs through 13 games in a season ... Bortles' fourth career game with a passer rating of 100-plus and his fourth career game with three-plus passing TDs ... Has become the first player in Jaguars history to throw for three-plus TDs and zero INTs in back-to-back games
- **12/27 at N.O.:** Completed 27-of-35 passes (77.1 comp. percentage) for 368 yards, four TDs and two INTs for a passer rating of 124.5, his third highest of the season ... Bortles' 77.1 comp. percentage was the second-highest in his NFL career ... In the second half, completed 18-of-21 passes (85.7 comp. percentage) for 288 yards, three TDs and zero INTs for a perfect 158.3 passer rating

### 2014 (w/ JAX - 14/13)

Set franchise single-season records for a rookie with 2,908 passing yards and 280 completions while throwing for 11 TDs ... Led all NFL QBs with a 7.48 average per rush, rushing 56 times for 419 yards ... Marked the highest single-season rushing average by a QB in team history and his 419 rushing yards were second-most in team history (480, **Mark Brunell**, 1995) ... Finished with 37 completions of 20-plus yards ... Became 16th QB in Jaguars history to start a game and was one of seven rookie QBs to make their NFL debut in 2014 ... Took over as the team's starting QB in Week 4 and started the final 13 games ... Was 280 of 475 passing for 2,908 yards with 11 TDs/17 INTs and 69.5 rating ... Had 21 completions of 25-plus yards ... Rushed for 419 yards on 56 carries (7.48 avg.), the highest average by a NFL QB and second-most rushing yards by a Jaguars QB in a season

- **9/7 at PHI:** Dressed but did not play in season-opener
- **9/14 at WAS:** Dressed but did not play
- **9/21 vs. IND:** Made his NFL debut after he was inserted into the lineup to start the second half and finished 14 of 24 passing for 223 yards with two TDs/two INTs for an 82.5 passer rating ... Had four completions of 20-plus yards including a 63-yard TD pass to **Allen Hurns** ... Also had 30 rushing yards including 20-yard rush ... Engineered the offense to 289 yards in the second half after the club managed only 55 yards in the first half
- **9/28 at SD:** Made first career start and totaled 29 of 37 passing for 254 yards with one TD and two INTs for an 81.7 passer rating ... Completed 78.4 percent of his passes, the highest in NFL history for a rookie quarterback in his first career start with a minimum 30 attempts ... Hooked up with TE **Nic Jacobs** for a two-yard score in the second quarter ... Had five carries for 24 yards ... His 29 completions set single-game franchise record by a rookie and his completions, attempts and yards were most by a Jaguars rookie QB in first career start
- **10/5 vs. PIT:** Started at QB for first time at home and was 22 of 36 passing for 191 yards with two INTs for a 52.0 rating
- **10/12 at TEN:** Threw for 336 yards and one TD on 32 of 46 passing (69.6 pct.), tying **Byron Leftwich** (10/5/03 vs. San Diego) for most passing yards by a rookie in team history ... His 46 attempts and 32 completions were the most in franchise history by a rookie ... Had a 59-yard completion to TE **Clay Harbor** and hooked up with Harbor for a 20-yard TD pass in the fourth quarter ... Marked first AFC South start ... Led team in rushing with five carries for



# PLAYER BIOS

38 yards

- **10/19 vs. CLE:** Was 17 of 31 passing for 159 yards with one TD and 3 INTs ... Had 31-yard TD pass to WR **Allen Robinson** in the second quarter ... Added five carries for 37 yards with a long of 18 yards. Had four completions of 20-plus yards
- **10/26 vs. MIA:** Threw for 221 yards and one TD on 18 of 34 passing ... Had two INTs, both returned for scores ... Hooked up with **Allen Robinson** for a 48-yard TD in the fourth quarter
- **11/2 at CIN:** Posted a career-best 96.4 rating on 22 of 33 passing (66.7 pct.) with two TDs and one INT ... Had TD passes to **Allen Hurns** of 40 and 18 yards
- **11/9 vs. DAL:** Completed 22 of 37 passes for 290 yards with one INT for a 73.0 rating ... Had four completions of 20-plus yards including a 53-yard pass to WR **Cecil Shorts**
- **11/23 at IND:** Threw for 146 yards on 15 of 27 passing
- **11/30 vs. NYG:** Completed 21 of 35 passes for 194 yards with one TD for an 84.7 rating ... Had first career fourth-quarter comeback win, leading team on a 11-play, 70-yard drive that culminated with a **Josh Scobee** FG ... Had a 30-yard TD pass to **Marqise Lee** in the third quarter and finished with four completions of 20-plus yards ... Added a career-high 68 rushing yards on five carries including a 29-yard rush ... Became only the third starting rookie quarterback to lead his team to a comeback win of 21 or more points since at least 1970
- **12/7 vs. HOU:** Was 20 of 39 passing for 205 yards with one TD for a 64.6 rating ... Had a four-yard TD pass to **Allen Hurns** in the first quarter, his first career TD pass in the first quarter ... Had three completions of 20-plus yards
- **12/14 at BAL:** Had three completions of 20-plus yards and finished 21 of 37 passing for 210 yards with one INT for a 61.8 rating
- **12/18 vs. TEN:** Earned first career division win, throwing for 115 yards and one TD ... Had a 34-yard completion to **Marqise Lee** in the third quarter ... Had five carries for 50 yards with runs of 19, 15 and 13 yards
- **12/28 at HOU:** Threw for 117 yards in season-finale on 14 of 33 passing and led team with 61 yards on three carries (20.3 avg.) ... Had a 34-yard rush in the fourth quarter, his longest rush of his career ... Set single-season franchise-record for passing yards by a rookie with 2,908

## COLLEGE (at Central Florida, 2011-13)

- Played in 37 games with 30 starts
- Declared for the NFL Draft following his junior season
- Compiled a 22-5 record as a starter
- Career totals included 585 of 891 passing for 7,598 yards with 56 TDs/19 INT
- Ranked fourth in school history for passing yards and TDs
- As a junior, finished 259 of 382 passing (67.8 pct.) for 3,581 yards with 25 TDs/9 INTs and led team to a 12-1 mark and a Fiesta Bowl win
- Named MVP of the Fiesta Bowl with a win over Baylor, throwing for 301 yards and three TDs
- Majored in Interpersonal/Organizational Communication and minored in Sports and Fitness

## PERSONAL

- Attended Oviedo High School where he finished his career by setting Seminole County records with 5,576 yards and 53 TDs
- Captured MVP award at the Central Florida All-Star game following senior year
- Also lettered in baseball
- His brother, Colby, plays baseball at Mississippi
- Son of Suzy and Rob Bortles
- Twitter handle is @BBortles5

## REGULAR SEASON CAREER STATISTICS

### PASSING

YEAR	TEAM	P/S	COMP	ATT	PCT	YDS	AVG	TD	INT	SK	RTG
2014	JAX	14/13	280	475	58.9	2,908	6.1	11	17	55	69.5
2015	JAX	16/16	355#	606#	58.6	4,428#	7.3	35#	18	51	88.2
2016	JAX	10/10	250	415	60.2	2,623	6.3	18	13	21	80.0
<b>NFL totals: 3 yrs.</b>		<b>40/39</b>	<b>885</b>	<b>1,496</b>	<b>59.2</b>	<b>9,959</b>	<b>6.7</b>	<b>64</b>	<b>48</b>	<b>127</b>	<b>80.0</b>

# single-season franchise record

### RUSHING

YEAR	TEAM	W-L*	ATT	YDS	AVG	TD
2014	JAX	3-10	56	419	7.5	0
2015	JAX	5-11	52	310	6.0	2
2016	JAX	2-8	37	213	5.8	1
<b>NFL totals: 3 yrs.</b>		<b>10-29</b>	<b>145</b>	<b>942</b>	<b>6.5</b>	<b>3</b>

\* games started

## CAREER HIGHS

	GAME	SEASON
<b>Passing completions:</b>	33 (10/27/16 at TEN)	355 (2015)
<b>Passing attempts:</b>	54 (10/27/16 at TEN)	606 (2015)
<b>Passing percentage:</b>	78.4 (9/28/14 at S.D.)	58.9 (2015)
<b>Passing yards:</b>	381 (11/8/15 at NYJ)	4,428 (2015)
<b>Passing touchdowns:</b>	5 (12/6/15 at TEN)	35 (2015)
<b>Passer rating:</b>	134.5 (12/6/15 at TEN)	88.2 (2015)
<b>Rushing attempts:</b>	6 (three times, last: 12/20/15 vs. ATL)	56 (2014)
<b>Rushing yards:</b>	44 (12/20/15 vs. ATL)	419 (2014)
<b>Rushing touchdowns:</b>	1 (three times, last: 10/2/16 vs. IND)	2 (2015)

## 2016 GAME-BY-GAME STATISTICS

### PASSING

DATE	OPP	P/S	COMP	ATT	PCT	YDS	AVG	TD	INT	SK	RTG
09/11	vs. G.B.	1/1	24	39	61.5	320	8.2	1	1	3	85.4
09/18	at S.D.	1/1	31	50	62.0	329	6.6	2	2	2	77.8
09/25	vs. BAL	1/1	24	38	63.2	194	5.1	2	3	4	60.6
10/02	vs. IND	1/1	19	33	57.6	207	6.3	2	0	3	96.4
BYE WEEK											
10/16	at CHI	1/1	20	33	60.6	271	8.2	1	1	2	84.3
10/23	vs. OAK	1/1	23	43	53.5	246	5.7	1	2	1	58.9
10/27	at TEN	1/1	33	54	61.1	337	6.2	3	0	2	97.5
11/06	at K.C.	1/1	22	41	53.7	252	6.1	2	1	2	78.5
11/13	vs. HOU	1/1	32	49	65.3	265	5.4	2	1	2	84.1
11/20	at DET	1/1	22	35	62.9	202	5.8	2	2	0	73.8
11/27	at BUF										
12/04	vs. DEN										
12/11	vs. MIN										
12/18	at HOU										
12/24	vs. TEN										
01/01	at IND										
<b>2016 totals:</b>		<b>10/10</b>	<b>250</b>	<b>415</b>	<b>60.2</b>	<b>2,623</b>	<b>6.3</b>	<b>18</b>	<b>13</b>	<b>21</b>	<b>80.0</b>

### RUSHING

DATE	OPP	W/L	ATT	YDS	AVG	TD
09/11	vs. G.B.	0-1	2	2	1.0	0
09/18	at S.D.	0-1	3	34	11.3	0
09/25	vs. BAL	0-1	3	17	5.7	0
10/02	vs. IND	1-0	7	36	5.1	1
BYE WEEK						
10/16	at CHI	1-0	3	1	0.3	0
10/23	vs. OAK	0-1	5	33	6.6	0
10/27	at TEN	0-1	4	22	5.5	0
11/06	at K.C.	0-1	6	54	9.0	0
11/13	vs. HOU	0-1	3	11	3.7	0
11/20	at DET	0-1	1	3	3.0	0
11/27	at BUF					
12/04	vs. DEN					
12/11	vs. MIN					
12/18	at HOU					
12/24	vs. TEN					
01/01	at IND					
<b>2016 totals:</b>		<b>2-8</b>	<b>37</b>	<b>213</b>	<b>5.8</b>	<b>1</b>

# PLAYER BIOS

## 2015 GAME-BY-GAME STATISTICS

### PASSING

DATE	OPP	P/S	COMP	ATT	PCT	YDS	AVG	TD	INT	SK	RTG
09/13	vs. CAR	1/1	22	40	55.0	183	4.6	1	2	5	54.5
09/20	vs. MIA	1/1	18	33	54.5	273	8.3	2	0	0	102.2
09/27	at N.E.	1/1	17	33	51.5	242	7.3	2	1	2	83.1
10/04	at IND	1/1	28	50	56.0	298	6.0	1	0	1	80.2
10/11	at T.B.	1/1	23	33	69.7	303	9.2	4	1	6	125.4
10/18	vs. HOU	1/1	30	53	56.6	331	6.2	3	3	3	70.6
10/25	vs. BUF	1/1	13	29	44.8	182	6.3	2	1	2	74.2
	BYE WEEK										
11/08	at NYJ	1/1	24	40	60.0	381	9.5	2	2	6	87.6
11/15	at BAL	1/1	22	45	48.9	188	4.2	2	1	3	65.8
11/19	vs. TEN	1/1	21	30	70.0	242	8.1	1	1	4	91.2
11/29	vs. S.D.	1/1	30	49	61.2	329	6.7	2	1	2	86.2
12/06	at TEN	1/1	24	36	66.7	322	8.9	5*	0	2	134.5
12/13	vs. IND	1/1	16	30	53.3	250	8.3	3	0	3	114.6
12/20	vs. ATL	1/1	23	38	60.5	297	7.8	1	1	2	82.9
12/27	at N.O.	1/1	27	35	77.1	368	10.5	4	2	2	124.5
01/03	at HOU	1/1	17	32	53.1	239	7.5	0	2	8	51.4
<b>2015 totals:</b>	<b>16/16</b>	<b>355#</b>	<b>606#</b>	<b>58.6</b>	<b>4,428#</b>	<b>7.3</b>	<b>35#</b>	<b>18</b>	<b>51</b>	<b>88.2</b>	

\* single-game franchise record  
# single-season franchise record

### RUSHING

DATE	OPP	W/L	ATT	YDS	AVG	TD
09/13	vs. CAR	L	4	26	6.5	0
09/20	vs. MIA	W	2	27	13.5	0
09/27	at N.E.	L	3	7	2.3	0
10/04	at IND	L	4	31	7.8	0
10/11	at T.B.	L	1	21	21.0	0
10/18	vs. HOU	L	4	37	9.3	0
10/25	vs. BUF	W	5	-3	-0.6	0
	BYE WEEK					
11/08	at NYJ	L	4	32	8.0	0
11/15	at BAL	W	2	25	12.5	0
11/19	vs. TEN	W	2	9	4.5	0
11/29	vs. S.D.	L	6	33	5.5	0
12/06	at TEN	L	2	-1	-0.5	0
12/13	vs. IND	W	4	17	4.3	1
12/20	vs. ATL	L	6	44	7.3	1
12/27	at N.O.	L	3	5	1.7	0
01/03	at HOU	L	0	0	0.0	0
<b>2015 totals:</b>	<b>5-11</b>	<b>52</b>	<b>310</b>	<b>6.0</b>	<b>2</b>	

## 2014 GAME-BY-GAME STATISTICS

### PASSING

DATE	OPP	P/S	COMP	ATT	PCT	YDS	AVG	TD	INT	SK	RTG
09/07	at PHI	0/0				DNP					
09/14	at WAS	0/0				DNP					
09/21	vs. IND	1/0	14	24	58.3	223	9.3	2	2	1	82.5
09/28	at S.D.	1/1	29	37	78.4	254	6.9	1	2	3	81.8
10/05	vs. PIT	1/1	22	36	61.1	191	5.3	0	2	1	52.0
10/12	at TEN	1/1	32	46	69.6	336	7.3	1	1	6	88.6
10/19	vs. CLE	1/1	17	31	54.8	159	5.1	1	3	2	40.3
10/26	vs. MIA	1/1	18	34	52.9	221	6.5	1	2	4	58.6
11/02	at CIN	1/1	22	33	66.8	247	7.5	2	1	1	96.4
11/09	vs. DAL	1/1	22	37	59.5	290	7.8	0	1	4	73.0
	BYE WEEK										
11/23	at IND	1/1	15	27	55.6	146	5.4	0	1	4	55.5
11/30	vs. NYG	1/1	21	35	60.0	194	5.5	1	0	7	84.7
12/07	vs. HOU	1/1	20	39	51.3	205	5.3	1	1	4	64.6
12/14	at BAL	1/1	21	37	56.8	210	5.7	0	1	8	61.8
12/18	vs. TEN	1/1	13	26	50.0	115	4.4	1	0	4	75.0
12/28	at HOU	1/1	14	33	42.4	117	3.5	0	0	5	52.2
<b>2015 totals:</b>	<b>14/13</b>	<b>280</b>	<b>475</b>	<b>58.9</b>	<b>2,908</b>	<b>6.1</b>	<b>11</b>	<b>17</b>	<b>55</b>	<b>69.5</b>	

### RUSHING

DATE	OPP	W/L*	ATT	YDS	AVG	TD
09/07	at PHI			DNP		
09/14	at WAS			DNP		
09/21	vs. IND		2	30	15.0	0
09/28	at S.D.	L	5	24	4.8	0
10/05	vs. PIT	L	4	14	3.5	0
10/12	at TEN	L	5	38	7.6	0
10/19	vs. CLE	W	5	37	7.4	0
10/26	vs. MIA	L	6	48	8.0	0
11/02	at CIN	L	4	10	2.5	0
11/09	vs. DAL	L	3	3	1.0	0
	BYE WEEK					
11/23	at IND	L	5	24	4.8	0
11/30	vs. NYG	W	5	68	13.6	0
12/07	vs. HOU	L	3	10	3.3	0
12/14	at BAL	L	1	2	2.0	0
12/18	vs. TEN	W	5	50	10.0	0
12/28	at HOU	L	3	61	20.3	0
<b>2015 totals:</b>	<b>3-10*</b>	<b>56</b>	<b>419</b>	<b>7.5</b>	<b>2</b>	


\* games started



# PLAYER BIOS

59

## ARTHUR BROWN



LINEBACKER

6-4 240 LBS.

KANSAS STATE

BORN JUNE 17, 1990

WICHITA, KANSAS

ACQ: WAIVERS (BALTIMORE) 2016

EXP: 4TH YEAR

### TRANSACTIONS

Originally selected by Baltimore in the second round (56th overall) of the 2013 NFL Draft ... Waived on 9/3/16 ... Claimed off waivers by Jacksonville on 9/4/16

### PRO (Games played/started - 44/0)

- Fourth-year LB has played in Baltimore and Jacksonville

### 2016 (w/ JAX - 10/0)

- **9/11 vs. G.B.:** Saw action on special teams
- **9/18 at S.D.:** Saw action on special teams and one snap at LB
- **9/25 vs. BAL:** Saw action on special teams and played five snaps at LB
- **10/2 vs. IND:** Saw action on special teams
- **10/16 at CHI:** Saw action on special teams
- **10/23 vs. OAK:** Posted one special teams tackle
- **10/27 at TEN:** Saw action on special teams
- **11/6 at K.C.:** Saw action on special teams
- **11/13 vs. HOU:** Saw action on special teams
- **11/20 at DET:** Saw action on special teams

### 2015 (w/ BAL - 16/0)

Saw action in all 16 games, tallying two special teams tackles

### 2014 (w/ BAL - 4/0)

Played in four games, competing on special teams in each contest before being placed on injured reserve on 1/2/15

### 2013 (w/ BAL 14/0)

Finished with 12 tackles (eight solo), a half-sack and one forced fumble

- **12/8 vs. MIN:** Recorded two tackles and his first career forced fumble
- **11/10 vs. CIN:** Produced a career-high four tackles

### COLLEGE (at Kansas State, 2010-12; at Miami Fla., 2008-09)

- Led team with 100 tackles (65 solo), adding four passes defended, two interceptions and one fumble recovery to earn all Big 12 and multiple first-team All-American accolades as a senior in 2012
- Selected as the conference's defensive player of the year by league coaches en route to an 11-2 overall record and Big 12 Championship title in 2012
- Recorded a team-leading 101 tackles, two sacks, one interception and two passes defended en route to earning first-team All-Big 12 honors and conference defensive newcomer of the year
- Transferred to Kansas State after two seasons at Miami (Fla.)

### PERSONAL

- Brother, Bryce, who was a running back at Kansas State, played for Seattle in 2015 after being selected by Philadelphia in the seventh round of the 2012 NFL Draft
- Attended Wichita State (Kan.) High School, where he posted 151 tackles and 10 sacks as a senior

### REGULAR SEASON CAREER STATISTICS

YEAR	TEAM	GP/GS	TKL	SOLO	ASST	ST	SACKS	FF	FR	PD	TFL
2013	BAL	14/0	12	8	4	3	0.5	1	0	0	0
2014	BAL	4/0	0	0	0	0	0.0	0	0	0	0
2015	BAL	16/0	0	0	0	2	0.0	0	0	0	0
2016	JAX	9/0	0	0	0	2	0.0	0	0	0	0
NFL totals: 4 yrs.		44/0	12	8	4	7	0.5	1	0	0	0

### 2016 GAME-BY-GAME STATISTICS

DATE	OPP	TKL	SOLO	ASST	ST	SACKS	FF	FR	PD	TFL
09/11	vs. Green Bay	0	0	0	0	0.0	0	0	0	0
09/18	at San Diego	0	0	0	0	0.0	0	0	0	0
09/25	vs. Baltimore	0	0	0	0	0.0	0	0	0	0
10/02	vs. Indianapolis	0	0	0	0	0.0	0	0	0	0
BYE WEEK										
10/16	at Chicago	0	0	0	0	0.0	0	0	0	0
10/23	vs. Oakland	0	0	0	1	0.0	0	0	0	0
10/27	at Tennessee	0	0	0	0	0.0	0	0	0	0
11/06	at Kansas City	0	0	0	1	0.0	0	0	0	0
11/13	vs. Houston	0	0	0	0	0.0	0	0	0	0
11/20	at Detroit	0	0	0	0	0.0	0	0	0	0
11/27	at Buffalo									
12/04	vs. Denver									
12/11	vs. Minnesota									
12/18	at Houston									
12/24	vs. Tennessee									
01/01	at Indianapolis									
<b>2016 totals:</b>		<b>0</b>	<b>0</b>	<b>0</b>	<b>2</b>	<b>0.0</b>	<b>0</b>	<b>0</b>	<b>0</b>	<b>0</b>

# PLAYER BIOS

60

A.J. CANN

GUARD

6-3 315 LBS.

SOUTH CAROLINA

BORN OCTOBER 3, 1991

BAMBERG, SOUTH CAROLINA

ACQ: 3RD ROUND OF 2015 DRAFT (67TH)

EXP: 2ND YEAR



## TRANSACTIONS

Originally drafted by Jacksonville in third round (67th overall) in 2015 draft

## PRO (Games played/started - 25/23)

- Second-year G has started 23 of 25 games played, emerging as a starter in Week 4 of the 2015 season
- Highest drafted player by the Jaguars from the University of South Carolina

## 2016 (w/ JAX - 10/10)

- **9/11 at G.B.:** Started the team's season opener at RG
- **9/18 at S.D.:** Started at RG
- **9/25 vs. BAL:** Started at RG
- **10/2 vs. IND:** Started at RG and helped the team rush for 136 yards
- **10/16 at CHI:** Started at RG
- **10/23 vs. OAK:** Started at RG
- **10/27 at TEN:** Started at RG
- **11/6 at K.C.:** Started at RG, helping the team rush for a season-high 205 yards
- **11/13 vs. HOU:** Started at RG
- **11/20 at DET:** Started at RG in his 25th career game

## 2015 (w/ JAX - 15/13)

Rookie offensive lineman started 13 games at RG

- **10/4 at IND:** Made his first career start at RG, helping fellow rookie RB T.J. Yeldon rush for 100+ yards
- **10/25 vs. BUF:** Started at RG, helping RB T.J. Yeldon rush for a season-high 115 yards
- **12/13 vs. IND:** Started at RG, helping the Jaguars rush for a season-high 154 yards

## COLLEGE (at South Carolina, 2010-15)

- Four-year starter, starting in 51 games, the second-most in school history (T.J. Johnson, 53)
- Three-time member of the SEC Fall Academic Honor Roll
- In 2014, named first-team All-America by Sporting News, ESPN.com and CBSsportsline.com, was a second-team All-American by Walter Camp, Associated Press and Sports Illustrated, and a third-team selection by College Sports Madness
- Earned first team All-SEC honors by the coaches and ESPN.com and was a second-team pick by the AP
- In 2013, voted a permanent team captain as a junior
- Majored in African American studies

## PERSONAL

- Played on both sides of the ball for Head Coach Kevin Crosby at Bamberg-Ehrhardt (S.C.) High School
- Graded out at 96 percent with 60 knockdown blocks as an offensive tackle
- Did not give up a sack
- A.J. Cann's given name is Aaron
- Twitter handle is @AJCann50

# PLAYER BIOS

22

## AARON COLVIN



CORNERBACK

6-0 194 LBS.

OKLAHOMA

BORN OCTOBER 2, 1991

TULSA, OKLAHOMA

ACQ: 4TH ROUND OF 2014 DRAFT (114TH)

EXP: 3RD YEAR

### TRANSACTIONS

Originally drafted by Jacksonville in the fourth round (114th overall) of the 2014 draft

### PRO (Games played/started - 28/18)

- Third-year CB
- Since 2015, his 5.0 sacks are most in the NFL by a CB and tied for the most by a defensive back (K.C.'s **Ron Parker**)
- Began rookie season on reserve/physically unable to perform list after suffering an ACL injury while playing for the Jaguars coaching staff on the South squad at the Senior Bowl in 2014

### 2016 (w/ JAX - 6/2)

Missed the first four games of the season on the Reserve/Suspended by the Commissioner list

- **10/16 at CHI:** Made his season debut, posting five solo tackles, including one tackle for loss
- **10/23 vs. OAK:** Tallied three solo tackles at CB
- **10/27 at TEN:** Started at LCB and made two tackles (one solo)
- **11/6 at K.C.:** Saw action at CB and made seven tackles (five solo)
- **11/13 vs. HOU:** Saw action at CB and registered a seven-yard sack
- **11/20 at DET:** Started at CB and recorded two solo tackles before exiting the game with a concussion

### 2015 (w/ JAX - 16/15)

Started in 15 of 16 games at RCB, totaling 73 tackles (60 solo), seven passes defended, six tackles for loss and 4.0 sacks ... His 4.0 sacks are the most by an NFL DB since **Roman Harper's** 7.5 sacks in 2011 and the most by a Jaguars DB since **Aaron Beasley's** 5.0 sacks in 2000 (Colvin's 4.0 sacks are the second-most by a Jaguars DB in franchise history)

- **9/20 vs. MIA:** Made six tackles (five solo)
- **10/4 at IND:** Started at RCB, recording six tackles (five solo), including two tackles for loss, and his first career sack
- **10/11 at T.B.:** Started at RCB, tallying five tackles (five solo) and one sack
- **10/25 vs. BUF:** Made six tackles (six solo), including a sack-fumble that DE **Chris Clemons** returned for a TD ... Recorded the game-clinching PBU with 57 seconds remaining in the game to force a turnover on downs
- **11/8 at NYJ:** Made a season-high eight tackles (four solo), including one tackle for loss
- **11/19 vs. TEN:** Started at RCB, making seven tackles (seven solo), three passes defended and one sack
- **12/27 at N.O.:** Started at RCB and made a season-high nine tackles (five solo)

### 2014 (w/ JAX - 6/1)

Saw action in six games as a rookie and totaled 25 tackles (21 solo), two passes defended, two QB hits and one fumble recovery ... Placed on the reserve/physically unable to perform list on Aug. 26 and was activated to 53-man roster on Nov. 11

- **11/23 at IND:** Made NFL debut and saw action at CB and on special teams ... Finished with one solo tackle
- **11/30 vs. NYG:** Saw extensive action at CB ... Scored a TD on a 41-yard fumble return in the fourth quarter, his first career score ... It marked the fifth-longest fumble recovery for a touchdown in team history and longest since 2007 (77 yards, Daryl Smith, Oct. 14 vs. Houston)
- **12/7 vs. HOU:** Registered five tackles (four solo) and added one special teams tackle
- **12/18 vs. TEN:** Posted a career-high seven solo tackles and one pass defended

### COLLEGE (at Oklahoma, 2010-13)

- Four-year letterman
- Appeared in 50 games with 36 starts
- Career totals include 234 tackles (170 solo), 15 tackles for a loss, 3.5 sacks, five INTs, one forced fumble, three fumble recoveries and 23 passes defended
- Started 35 of his last 36 games
- Named a semifinalist for the Thorpe Award as a senior, given to the top defensive back in college football
- Was All-Big 12 first-team selection by coaches, AP and the San Antonio Express-News
- Majored in communications

### PERSONAL

- Attended Owasso (Okla.) High School
- Son of Bryant and Lisa Colvin
- Twitter handle is @AColvin\_22

### REGULAR SEASON CAREER STATISTICS

YEAR	TEAM	GP/GS	TKL	SOLO	ASST	SACKS	FF	FR	PD	INT
2014	JAX	6/1	25	21	4	0.0	0	1	2	0
2015	JAX	16/15	73	60	13	4.0	1	0	7	0
2016	JAX	6/2	20	17	3	1.0	0	0	0	0
<b>NFL totals: 3 yrs.</b>		<b>28/18</b>	<b>118</b>	<b>98</b>	<b>20</b>	<b>5.0</b>	<b>1</b>	<b>1</b>	<b>9</b>	<b>0</b>

### CAREER HIGHS

	GAME	SEASON
<b>Tackles:</b>	8 (11/8/15 at NYJ)	73 (2015)
<b>Sacks:</b>	1.0 (five times, last: 11/13/16 vs. HOU)	4.0 (2016)
<b>Passes defended:</b>	3 (11/19/15 vs. TEN)	7 (2015)
<b>Forced fumbles:</b>	1 (10/25/15 vs. BUF)	1 (2015)
<b>Fumble recoveries:</b>	1 (11/30/14 vs. NYG)	1 (2014)

### 2016 GAME-BY-GAME STATISTICS

DATE	OPP	TKL	SOLO	ASST	SACKS	FF	FR	PD	INT	
09/11	vs. Green Bay				--					
09/18	at San Diego				--					
09/25	vs. Baltimore				--					
10/02	vs. Indianapolis				--					
BYE WEEK										
10/16	at Chicago	5	5	0	0.0	0	0	0	0	
10/23	vs. Oakland	3	3	0	0.0	0	0	0	0	
10/27	at Tennessee	2	1	1	0.0	0	0	0	0	
11/06	Kansas City	7	5	2	0.0	0	0	0	0	
11/13	vs. Houston	1	1	0	1.0	0	0	0	0	
11/20	at Detroit	2	2	0	0.0	0	0	0	0	
11/27	at Buffalo									
12/04	vs. Denver									
12/11	vs. Minnesota									
12/18	at Houston									
12/24	vs. Tennessee									
01/01	at Indianapolis									
<b>2016 totals:</b>		<b>20</b>	<b>17</b>	<b>3</b>	<b>1.0</b>	<b>0</b>	<b>0</b>	<b>0</b>	<b>0</b>	

### 2015 GAME-BY-GAME STATISTICS

DATE	OPP	TKL	SOLO	ASST	SACKS	FF	FR	PD	INT	
09/13	vs. Carolina	2	1	1	0.0	0	0	0	0	
09/20	vs. Miami	6	5	1	0.0	0	0	0	0	
09/27	at New England	2	2	0	0.0	0	0	0	0	
10/04	at Indianapolis	6	5	1	1.0	0	0	0	0	
10/11	at Tampa Bay	6	5	1	1.0	0	0	0	0	
10/18	vs. Houston	4	4	0	0.0	0	0	0	0	
10/25	vs. Buffalo	6	6	0	1.0	1	0	1	0	
BYE WEEK										
11/08	at N.Y. Jets	8	4	4	0.0	0	0	0	0	
11/15	at Baltimore	4	3	1	0.0	0	0	0	0	
11/19	vs. Tennessee	7	7	0	1.0	0	0	3	0	
11/29	vs. San Diego	3	3	0	0.0	0	0	1	0	
12/06	at Tennessee	0	0	0	0.0	0	0	1	0	
12/13	vs. Indianapolis	2	2	0	0.0	0	0	0	0	
12/20	vs. Atlanta	3	3	0	0.0	0	0	0	0	
12/27	at New Orleans	9	5	4	0.0	0	0	0	0	
01/03	at Houston	5	4	1	0.0	0	0	1	0	
<b>2015 totals:</b>		<b>73</b>	<b>60</b>	<b>13</b>	<b>4.0</b>	<b>1</b>	<b>0</b>	<b>7</b>	<b>0</b>	

### 2014 GAME-BY-GAME STATISTICS

DATE	OPP	TKL	SOLO	ASST	SACKS	FF	FR	PD	INT	
09/07	at Philadelphia				PUP					
09/14	at Washington				PUP					
09/21	vs. Indianapolis				PUP					
09/28	at San Diego				PUP					
10/05	vs. Pittsburgh				PUP					
10/12	at Tennessee				PUP					
10/19	vs. Cleveland				PUP					
10/26	vs. Miami				PUP					
11/02	at Cincinnati				PUP					
11/09	vs. Dallas				PUP					
BYE WEEK										
11/23	at Indianapolis	1	1	0	0.0	0	0	0	0	
11/30	vs. N.Y. Giants	4	3	1	0.0	0	1	1	0	
12/07	vs. Houston	5	4	1	0.0	0	0	0	0	
12/14	at Baltimore	4	3	1	0.0	0	0	0	0	
12/18	vs. Tennessee	7	7	0	0.0	0	0	1	0	
12/28	at Houston	4	3	1	0.0	0	0	0	0	
<b>2014 totals:</b>		<b>25</b>	<b>21</b>	<b>4</b>	<b>0.0</b>	<b>0</b>	<b>1</b>	<b>2</b>	<b>0</b>	

# PLAYER BIOS

## 37 JOHNATHAN CYPRIEN

SAFETY

6-0 223 LBS.

FLORIDA INTERNATIONAL

BORN JULY 29, 1990

NORTH MIAMI BEACH, FLORIDA

ACQ: 2ND ROUND OF 2013 DRAFT (33RD)

EXP: 4TH YEAR



- **11/17 vs. ARI:** Posted a team-high eight tackles (all solo)
- **11/24 at HOU:** Finished with six tackles (four solo) and a season-high two passes defended
- **12/1 at CLE:** Made first career INT, picking off **Brandon Weeden** in the second quarter ... Added nine tackles, one pass defended and one special teams tackle
- **12/5 vs. HOU:** Posted his second double-digit tackle game of the season, finishing with 10 tackles (seven solo) ... Added one special teams tackle
- **12/29 at IND:** Led team with three passes defended and added six solo tackles

### COLLEGE (at Florida International, 2009-12)

- Four-year letterman
- Appeared in 50 career games, starting the final 45
- Career totals include a school-record 365 tackles, 22 passes defended, 13.5 tackles for a loss, seven INTs (one returned for a TD), a school-record six forced fumbles, two fumble recoveries and one sack
- His 213 solo tackles ranked fifth overall (second among DBs) among active NCAA FBS players
- First-team All-Sun Belt Conference selection
- Majored in physical therapy

### TRANSACTIONS

Originally drafted by Jacksonville in the second round (33rd overall) of the 2013 draft.

### PRO (Games played/started - 54/54)

• 2013 second-round pick was the third-highest drafted safety in team history behind **Reggie Nelson** (1st round, 21st overall, 2007) and **Donovin Darius** (1st round, 25th overall, 1998)

### 2016 (w/ JAX - 10/10)

- **9/11 vs. G.B.:** Started the team's season opener at SS and led the team with nine solo tackles
- **9/18 at S.D.:** Started at SS and made seven tackles (five solo) ... Recovered a fumble caused by rookie DE **Yannick Ngakoue's** strip-sack in the second quarter
- **9/25 vs. BAL:** Started at SS and made 10 tackles (nine solo), his 10th double-digit tackle game of his career
- **10/2 vs. IND:** Started at SS and made five tackles (four solo)
- **10/16 at CHI:** Started at SS and made six tackles (four solo) and one pass defended
- **10/23 vs. OAK:** Started at SS and made a season-high 11 solo tackles
- **10/27 at TEN:** Started at SS and tallied 12 tackles (four solo)
- **11/6 at K.C.:** Started at SS and made five tackles (four solo)
- **11/13 vs. HOU:** Started at SS and registered four tackles (three solo)
- **11/20 at DET:** Started at SS and had seven tackles (five solo), including two tackles for loss

### 2015 (w/ JAX - 14/14)

Started 14 games at SS and finished with 107 tackles (77 solo), two passes defended, one interception, one tackle for loss, one forced fumble and one fumble recovery

- **9/13 vs. CAR:** Made four stops (three solo) in season debut
- **10/4 at IND:** Returned from injury and made his second start of the season, tallying a team-high 14 tackles (11 solo) and his first career fumble recovery
- **10/25 vs. BUF:** Made seven tackles (seven solo) and recorded a forced fumble that was recovered by S **Josh Evans** at the Jacksonville 4-yard line
- **11/8 at NYJ:** Made 13 tackles (seven solo), including two tackles for loss and one pass defended
- **12/6 at TEN:** Started at SS and made 11 tackles (seven solo)
- **12/13 vs. IND:** Started at SS and made six tackles (two solo) ... Added one pass defended and one INT, which he returned 48 yards to the Indianapolis 1-yard line
- **12/27 at N.O.:** Tied for the team lead with nine tackles (seven solo) in his 43rd start at SS
- **1/3 at HOU:** Started at SS and finished with a team-high 14 tackles (six solo)

### 2014 (w/ JAX - 15/15)

Led team in 2014 with a career-high 111 tackles, the third-most among NFL DBs ... Started 15 games at SS and registered a team-high 111 tackles (77 solo) along with four passes defended, five tackles for loss and three special teams tackles ... His 111 tackles ranked as third-most among NFL defensive backs

- **9/21 vs. IND:** Returned to action and tallied seven tackles (three solo)
- **10/5 vs. PIT:** Tallied 10 tackles (eight solo) and added one special teams tackle
- **10/12 at TEN:** Registered a career-high 14 tackles (11 solo) along with one tackle for loss and one pass defended. Added one special teams tackle
- **10/26 vs. MIA:** Led team with nine solo tackle
- **11/9 vs. DAL:** Tied for team-lead with five tackles
- **11/23 at IND:** Made eight tackles (four solo) with one for a loss
- **12/14 at BAL:** Had a team-high nine tackles (four solo) and added one pass defended
- **12/28 at HOU:** Produced 11 tackles (seven solo) and two tackles for loss

### 2013 (w/ JAX - 15/15)

Started 15 games at SS as a rookie ... Ranked second on the team with 98 tackles (82 solo) along with two forced fumbles, one INT, one sack, six passes defended, three QB hits and one tackle for loss

- **9/8 vs. KC:** Made NFL debut with start at SS and produced three solo tackles and one QB hit
- **9/15 at OAK:** Led secondary with a career-high eight tackles and forced a fumble of RB **Darren McFadden** in the fourth quarter that was recovered by S **Dwight Lowery**
- **9/22 at SEA:** Stripped QB **Russell Wilson** in the second quarter, forcing a fumble that was recovered by DT **Brandon Deaderick** ... Marked first career sack and second consecutive game with a forced fumble
- **10/6 at STL:** Led team with a career-high 12 tackles, all solo

### PERSONAL

- Attended North Miami Beach (Fla.) High School
- Team captain as a senior
- Played both SS and WR
- Honor Roll student
- Son of Roselaure and Kennel Cyprien
- One of five children



### REGULAR SEASON CAREER STATISTICS

YEAR	TEAM	GP/GS	TKL	SOLO	ASST	SACKS	FF	FR	PD	INT
2013	JAX	15/15	98	82	16	1.0	2	0	6	1
2014	JAX	15/15	111*	77	34	0.0	0	0	3	0
2015	JAX	14/14	107	77	30	0.0	1	1	2	1
2016	JAX	10/10	76	58	18	0.0	0	1	1	0
<b>NFL totals: 4 yrs.</b>		<b>54/54</b>	<b>392</b>	<b>294</b>	<b>98</b>	<b>1.0</b>	<b>3</b>	<b>2</b>	<b>12</b>	<b>2</b>

\* led team



### CAREER HIGHS

	GAME	SEASON
<b>Tackles:</b>	14 (two times, last: 10/4/15)	111 (2014)
<b>Sacks:</b>	1.0 (9/22/13 at SEA)	1.0 (2013)
<b>Interceptions:</b>	1 (two times, last: 12/13/15 vs. IND)	1 (2013 & 2015)
<b>Passes defended:</b>	3 (12/29/13 at IND)	6 (2013)
<b>Forced fumbles:</b>	1 (three times, last: 10/25/15 vs. BUF)	2 (2013)
<b>Fumble recoveries:</b>	1 (two times, last: 9/18/16 at S.D.)	1 (2015 & 2016)



### 2016 GAME-BY-GAME STATISTICS

DATE	OPP	TKL	SOLO	ASST	ST	SACKS	FF	FR	PD	TFL
09/11	vs. Green Bay	9	9	0	0	0.0	0	0	0	0
09/18	at San Diego	7	5	2	0	0.0	0	1	0	0
09/25	vs. Baltimore	10	9	1	0	0.0	0	0	0	0
10/02	vs. Indianapolis	5	4	1	0	0.0	0	0	0	0
BYE WEEK										
10/16	at Chicago	6	4	2	0	0.0	0	0	1	0
10/23	vs. Oakland	11	11	0	0	0.0	0	0	0	0
10/27	at Tennessee	12	4	8	0	0.0	0	0	0	0
11/06	at Kansas City	5	4	1	0	0.0	0	0	0	0
11/13	vs. Houston	4	3	1	0	0.0	0	0	0	0
11/20	at Detroit	7	5	2	0	0.0	0	0	0	2
11/27	at Buffalo									
12/04	vs. Denver									
12/11	vs. Minnesota									
12/18	at Houston									
12/24	vs. Tennessee									
01/01	at Indianapolis									
<b>2016 totals:</b>		<b>76</b>	<b>58</b>	<b>18</b>	<b>0</b>	<b>0.0</b>	<b>0</b>	<b>1</b>	<b>1</b>	<b>2</b>

# PLAYER BIOS



## 2015 GAME-BY-GAME STATISTICS

DATE	OPP	TKL	SOLO	ASST	SACKS	FF	FR	PD	INT
09/13	vs. Carolina	4	3	1	0.0	0	0	0	0
09/20	vs. Miami				ina				
09/27	at New England				ina				
10/04	at Indianapolis	14	11	3	0.0	0	1	0	0
10/11	at Tampa Bay	5	4	1	0.0	0	0	0	0
10/18	vs. Houston	4	4	0	0.0	0	0	0	0
10/25	vs. Buffalo	7	7	0	0.0	1	0	0	0
	BYE WEEK								
11/08	at N.Y. Jets	13	7	6	0.0	0	0	1	0
11/15	at Baltimore	7	5	2	0.0	0	0	0	0
11/19	vs. Tennessee	7	7	0	0.0	0	0	0	0
11/29	vs. San Diego	3	3	0	0.0	0	0	0	0
12/06	at Tennessee	11	7	4	0.0	0	0	0	0
12/13	vs. Indianapolis	6	2	4	0.0	0	0	1	1
12/20	vs. Atlanta	5	5	0	0.0	0	0	0	0
12/27	at New Orleans	9	7	2	0.0	0	0	0	0
01/03	at Houston	14	6	8	0.0	0	0	0	0
<b>2015 totals:</b>		<b>107</b>	<b>77</b>	<b>30</b>	<b>0.0</b>	<b>1</b>	<b>1</b>	<b>2</b>	<b>1</b>



## 2014 GAME-BY-GAME STATISTICS

DATE	OPP	TKL	SOLO	ASST	SACKS	FF	FR	PD	INT
09/07	at Philadelphia	0	0	0	0.0	0	0	0	0
09/14	at Washington				ina				
09/21	vs. Indianapolis	7	3	4	0.0	0	0	0	0
09/28	at San Diego	6	4	2	0.0	0	0	0	0
10/05	vs. Pittsburgh	10	8	2	0.0	0	0	0	0
10/12	at Tennessee	14	11	3	0.0	0	0	1	0
10/19	vs. Cleveland	4	4	0	0.0	0	0	0	0
10/26	vs. Miami	9	9	0	0.0	0	0	0	0
11/02	at Cincinnati	9	4	5	0.0	0	0	0	0
11/09	vs. Dallas	5	5	0	0.0	0	0	0	0
	BYE WEEK								
11/23	at Indianapolis	8	4	4	0.0	0	0	0	0
11/30	vs. N.Y. Giants	7	6	1	0.0	0	0	0	0
12/07	vs. Houston	8	5	3	0.0	0	0	0	0
12/14	at Baltimore	9	4	5	0.0	0	0	0	0
12/18	vs. Tennessee	4	3	1	0.0	0	0	0	0
12/28	at Houston	11	7	4	0.0	0	0	0	0
<b>2014 totals:</b>		<b>111</b>	<b>77</b>	<b>34</b>	<b>0.0</b>	<b>0</b>	<b>0</b>	<b>3</b>	<b>0</b>



## 2013 GAME-BY-GAME STATISTICS

DATE	OPP	TKL	SOLO	ASST	SACKS	FF	FR	PD	INT
09/08	vs. Kansas City	3	3	0	0.0	0	0	0	0
09/15	at Oakland	8	7	1	0.0	1	0	0	0
09/22	at Seattle	7	3	4	1.0	1	0	0	0
09/29	vs. Indianapolis	5	4	1	0.0	0	0	0	0
10/06	at St. Louis	12	12	0	0.0	0	0	0	0
10/13	at Denver	5	5	0	0.0	0	0	0	0
10/20	vs. San Diego	5	4	1	0.0	0	0	0	0
10/27	vs. San Francisco	2	2	0	0.0	0	0	0	0
	BYE WEEK								
11/10	at Tennessee	3	2	1	0.0	0	0	0	0
11/17	vs. Arizona	8	8	0	0.0	0	0	0	0
11/24	at Houston	6	4	2	0.0	0	0	2	0
12/01	at Cleveland	9	8	1	0.0	0	0	1	1
12/05	vs. Houston	10	7	3	0.0	0	0	0	0
12/15	vs. Buffalo				ina				
12/22	vs. Tennessee	9	7	2	0.0	0	0	0	0
12/29	at Indianapolis	6	6	0	0.0	0	0	3	0
<b>2013 totals:</b>		<b>98</b>	<b>82</b>	<b>16</b>	<b>1.0</b>	<b>2</b>	<b>0</b>	<b>6</b>	<b>1</b>



# PLAYER BIOS

61

## SHELDON DAY



DEFENSIVE TACKLE

6-1 293 LBS.

NOTRE DAME

BORN JULY 1, 1994

INDIANAPOLIS, INDIANA

ACQ: 4TH ROUND OF 2016 DRAFT (103RD)

EXP: ROOKIE

### TRANSACTIONS

- Originally drafted by Jacksonville in the fourth round (103rd overall) of the 2016 NFL Draft

### PRO (Games played/started - 10/0)

Rookie DT who made his rookie debut in the team's season opener

### 2016 (w/ JAX - 10/0)

- 9/11 vs. G.B.:** Made his Jaguars debut and played seven snaps at DT and one on special teams
- 9/18 at S.D.:** Saw action at DT and on special teams
- 9/25 vs. BAL:** Saw action at DT, making his first career tackle, and on special teams
- 10/2 vs. IND:** Played 17 snaps at DT and had one tackle for loss
- 10/16 at CHI:** Saw action at DT and on special teams
- 10/23 vs. OAK:** Saw action at DT and on special teams
- 10/27 at TEN:** Saw action at DT and recorded one tackle for loss
- 11/6 at K.C.:** Saw action at DT
- 11/13 vs. HOU:** Saw action at DT and on special teams
- 11/20 at DET:** Saw action at DT and on special teams

### COLLEGE (at Notre Dame, 2012-15)

As a senior, named season-long captain at the end of camp ... Registered 45 tackles (33 solo), 15.5 tackles for loss, 4.0 sacks, four passes defended and two forced fumbles ... His 15.5 tackles for loss were the most by a Notre Dame player since **Derek Landri** in 2006 ... Recorded at least one tackle for loss in 11 of the team's 13 games ... As a junior, registered 40 tackles (24 solo), 7.5 tackles for loss, one sack, nine quarterback hurries, two passes defended and two fumble recoveries ... Played in all 13 games as a true freshman

### PERSONAL

- Son of David Day and Carol Boyd
- Attended Warren Central (Indianapolis) High School
- Second-team selection on SI.com High School All-America team
- Ranked the sixth-best defensive tackle in the country and the 50th-best player in his class by Scout.com
- Runner-up for 2011 Indiana Mr. Football award as chosen by the Indiana Football Coaches Association
- Made 55 tackles, 12 for loss, nine sacks, 12 quarterback pressures and two fumble recoveries as a senior

### REGULAR SEASON CAREER STATISTICS

YEAR	TEAM	GP/GS	TKL	SOLO	ASST	ST	SACKS	FF	FR	PD	TFL
2016	JAX	10/0	3	3	0	0	0	0	0	0	2
<b>NFL totals:</b>		<b>1 yr. 10/0</b>	<b>3</b>	<b>3</b>	<b>0</b>	<b>0</b>	<b>0</b>	<b>0</b>	<b>0</b>	<b>0</b>	<b>2</b>

### 2016 GAME-BY-GAME STATISTICS

DATE	OPP	TKL	SOLO	ASST	ST	SACKS	FF	FR	PD	TFL
09/11	vs. Green Bay	0	0	0	0	0.0	0	0	0	0
09/18	at San Diego	0	0	0	0	0.0	0	0	0	0
09/25	vs. Baltimore	1	1	0	0	0.0	0	0	0	0
10/02	vs. Indianapolis	1	1	0	0	0.0	0	0	0	1
BYE WEEK										
10/16	at Chicago	0	0	0	0	0.0	0	0	0	0
10/23	vs. Oakland	0	0	0	0	0.0	0	0	0	0
10/27	at Tennessee	1	1	0	0	0.0	0	0	0	1
11/06	at Kansas City	0	0	0	0	0.0	0	0	0	0
11/13	vs. Houston	0	0	0	0	0.0	0	0	0	0
11/20	at Detroit	0	0	0	0	0.0	0	0	0	0
11/27	at Buffalo									
12/04	vs. Denver									
12/11	vs. Minnesota									
12/18	at Houston									
12/24	vs. Tennessee									
01/01	at Indianapolis									
<b>2016 totals:</b>		<b>3</b>	<b>3</b>	<b>0</b>	<b>0</b>	<b>0.0</b>	<b>0</b>	<b>0</b>	<b>0</b>	<b>2</b>



# PLAYER BIOS

## 56 DANTE FOWLER JR.

DEFENSIVE END  
6-3 266 LBS.  
FLORIDA  
BORN AUGUST 3, 1994  
ST. PETERSBURG, FLORIDA  
ACQ: 1ST ROUND OF 2015 DRAFT (3RD)  
EXP: 2ND YEAR



### TRANSACTIONS

Originally drafted by Jacksonville in the first round (third overall) of the 2015 draft ... Placed on injured reserve on 8/29/15

### PRO (Games played/started - 10/1)

- First defensive player selected in the 2015 NFL Draft
- Second-highest defensive player drafted in Jaguars history (LB **Kevin Hardy** was selected 2nd overall in 1996)
- Joined RB **Fred Taylor** (9th, 1998), S **Reggie Nelson** (21st, 2007) and DE **Derrick Harvey** (8th, 2008) as the only players in franchise history to be drafted out of the University of Florida in the first round
- Joins Harvey as the only DEs selected in the first round in franchise history
- Ninth player selected by the Jaguars from the University of Florida, the most of any college/university in franchise history
- Became third Florida DE in last three years to be drafted in first round

### 2016 (w/ JAX - 10/1)

Made his NFL debut in the team's season opener

- **9/11 vs. G.B.:** Started at LEO and made three tackles (two solo) and one tackle for loss
- **9/18 at S.D.:** Recorded a career-high six tackles (five solo), including 2.0 sacks
- **9/25 vs. BAL:** Saw action at LEO and made one solo tackle and recorded his first career pass defended
- **10/2 vs. IND:** Saw action at LEO and made two solo tackles ... Posted two QB hurries, one of which resulted in **Yannick Ngakoue's** first-quarter INT after he tipped QB **Andrew Luck's** attempt
- **10/16 at CHI:** Saw action at LEO and made one solo tackle
- **10/23 vs. OAK:** Tallied two solo tackles at LEO
- **10/27 at TEN:** Saw action at LEO and totaled two tackles
- **11/6 at K.C.:** Saw action at LEO, making four tackles (one solo) and was credited with 0.5 sack
- **11/13 vs. HOU:** Saw action at LEO and made one solo tackle
- **11/20 at DET:** Saw action at LEO and made one solo tackle for loss

### 2015 (w/ JAX - IR)

- Suffered a torn ACL on May 18, 2015 in Jaguars rookie mini-camp and was placed on IR on August 29, 2015

### COLLEGE (at Florida, 2012-14)

- Declared for the NFL Draft following his junior season
- Played in 37 games with 25 starts
- Career totals included 140 tackles (73 solo), 34 tackles for loss, 14.5 sacks, five forced fumbles, two fumble recoveries and two passes defended
- Started the final 24 games of his career
- Served as a team captain his junior season and two games as a sophomore

### PERSONAL

- Attended Lakewood Senior (St. Petersburg, Fla.) High School, where he played for Head Coach Cory Moore
- A five-star prospect ranked as the No. 3 weakside defensive side and No. 28 recruit overall by Rivals.com
- Ranked in the Rivals100 national list (No. 28), as well as the ESPN 150 national list (No. 71)
- Named an Honorable Mention All-American by Sports Illustrated
- Also competed as a shot putter, recording a top-throw of 14.32 meters
- Son of Lanora and Dante Fowler Sr.
- Has one son, Dante Fowler III, who is three years old
- Has two younger brothers, Donterio and Cam'Ron
- Twitter handle is @DanteFowler

### REGULAR SEASON CAREER STATISTICS

YEAR	TEAM	GP/GS	TKL	SOLO	ASST	ST	SACKS	FF	FR	PD	TFL
2015	JAX					IR					
2016	JAX	10/1	23	16	7	0	2.5	0	0	2	4
NFL totals: 2 yrs.		10/1	23	16	7	0	2.5	0	0	2	4

### 2016 GAME-BY-GAME STATISTICS

DATE	OPP	TKL	SOLO	ASST	ST	SACKS	FF	FR	PD	TFL	
09/11	vs. Green Bay	3	2	1	0	0.0	0	0	0	1	
09/18	at San Diego	6	5	1	0	2.0	0	0	0	2	
09/25	vs. Baltimore	1	1	0	0	0.0	0	0	1	0	
10/02	vs. Indianapolis	2	2	0	0	0.0	0	0	1	0	
BYE WEEK											
10/16	at Chicago	1	1	0	0	0.0	0	0	0	0	
10/23	vs. Oakland	2	2	0	0	0.0	0	0	0	0	
10/27	at Tennessee	2	0	2	0	0.0	0	0	0	0	
11/06	at Kansas City	4	1	3	0	0.5	0	0	0	0	
11/13	vs. Houston	1	1	0	0	0.0	0	0	0	0	
11/20	at Detroit	1	1	0	0	0.0	0	0	0	1	
11/27	at Buffalo										
12/04	vs. Denver										
12/11	vs. Minnesota										
12/18	at Houston										
12/24	vs. Tennessee										
01/01	at Indianapolis										
<b>2016 totals:</b>		<b>23</b>	<b>16</b>	<b>7</b>	<b>0</b>	<b>2.5</b>	<b>0</b>	<b>0</b>	<b>1</b>	<b>4</b>	

# PLAYER BIOS

39

## TASHAUN GIPSON

DEFENSIVE BACK

5-11 205 LBS.

WYOMING

BORN AUGUST 7, 1990

DALLAS, TEXAS

ACQ: UFA (CLEVELAND) 2016

EXP: 5TH YEAR



### TRANSACTIONS

Originally signed by Cleveland as an undrafted free agent on 5/9/12 ... Signed by Jacksonville as an unrestricted free agent on 3/10/16

### PRO (Games played/started - 60/52)

- Earned first career Pro Bowl selection in 2014 after finishing second in NFL with six interceptions
- One of nine players to register 15 or more INTs since 2012, joining CB **Richard Sherman**, DB **Glover Quin**, CB **Patrick Peterson**, S **Reggie Nelson**, CB **Aqib Talib**, CB **Brent Grimes**, CB **Earl Thomas** and CB **Trumaine Johnson**

### 2016 (w/ JAX - 10/10)

Made his Jaguars debut during the team's season opener

- **9/11 vs. G.B.:** Started at FS and made three solo tackles
- **9/18 at S.D.:** Started at FS and made three solo tackles
- **9/25 vs. BAL:** Registered his first INT with the Jaguars during the fourth quarter ... Also recorded three solo tackles
- **10/2 vs. IND:** Started at FS and made one solo tackle
- **10/16 at CHI:** Started at FS and made three solo tackles
- **10/23 vs. OAK:** Started at FS and made two solo tackles
- **10/27 at TEN:** Started at FS and made three tackles (two solo)
- **11/6 at K.C.:** Started at FS
- **11/13 vs. HOU:** Started at FS and tallied two solo tackles
- **11/20 at DET:** Started at FS and made one solo tackle

### 2015 (w/ CLE - 13/13, 0/0)

Started 13 games, marking the third consecutive season in which he made 10-plus starts for the Browns ... Finished with 60 tackles (42 solo), two interceptions and two passes defended ... Tackle total was his highest since registering 105 stops in 2013 ... Has recorded an interception in all four NFL seasons, including two-plus interceptions in three straight years

- **9/13 at NYJ:** Totaled five tackles (three solo) and his first interception of the season, which came against Jets QB **Ryan Fitzpatrick** in the second quarter
- **9/20 vs. TEN:** Had eight tackles (five solo), his second-highest total in 2015
- **11/1 vs. ARI:** Produced one solo (tackle) and intercepted Cardinals QB **Carson Palmer** in the third quarter
- **12/20 at SEA:** Tallied a season-high nine tackles (five solo)

### 2014 (w/ CLE - 11/11, 0/0)

Selected to first Pro Bowl ... Started all 11 games at free safety and added 52 tackles, eight passes defended, six interceptions, one forced fumble and one interception-return TD ... Finished second in the NFL with career-high six interceptions, despite missing final five games ... Interception total led the team and were the most by a Browns player since 2010 ... Became the first player to lead the Browns in interceptions in consecutive years since **Earl Little** from 2002-03 ... Helped Cleveland finish first in the NFL in opponent passer rating (74.1) and passes defended (99)

- **9/14 vs. N.O.:** During 26-24 victory, registered eight tackles and one interception, returning it for a career-long 62-yard TD
- **10/19 at JAX:** Earned second career multiple-interception game, picking off Jaguars QB **Blake Bortles** twice
- **10/26 vs. OAK:** After Raiders shifted out of initial FG formation picked off Raiders QB **Matt Schaub** and returned it 35 yards
- **11/2 vs. T.B.:** Picked off Buccaneers QB **Mike Glennon** in end zone to thwart Tampa Bay scoring threat
- **11/6 at CIN:** In 24-3 primetime win, recorded three tackles, one pass defended and one forced fumble ... Member of Browns defense that limited Bengals to 79 net passing yards, second fewest by an NFL team in 2014
- **11/23 at ATL:** Sustained knee injury in fourth quarter and was placed on injured reserve on 12/20

### 2013 (w/ CLE - 16/15, 0/0)

Started 15 of 16 games at free safety ... Totaled 105 tackles, five interceptions, his first career interception-return TD and 14 passes defended

- **9/8 vs. MIA:** Intercepted Dolphins QB **Ryan Tannehill** and returned it 29 yards
- **10/13 vs. DET:** Intercepted Lions QB **Matthew Stafford** in end zone, returning it 35 yards ... Added eight tackles
- **10/20 at G.B.:** Amassed a career-high 11 tackles and added one pass defended
- **12/15 vs. CHI:** Registered first multiple-interception game (two) and first interception-return TD ... In second quarter, grabbed his second interception of the game, returning it 44 yards

### 2012 (w/ CLE - 10/3, 0/0)

Appeared in 10 contests, with three starts ... Registered 29 tackles, one interception and one pass defended ... Also accounted for four stops on special teams

- **12/9 vs. K.C.:** Recorded his first career interception

### COLLEGE (at Wyoming, 2008-11)

- Four-year starter at the University of Wyoming and started all 50 career games
- Notched nine career interceptions, which ranked tied for fourth in school history
- As a senior, recorded 95 tackles and three interceptions
- Played 38 games at Wyoming in the same defensive backfield as his brother, Marcell, one of the primary reasons he chose to attend the school
- Graduated with a degree in communications after finishing his course work during the offseason in 2015

### PERSONAL

- First name is pronounced tuh-SHAWN
- Has a son, Tashaun Jr., and daughter, Nala
- His father and all three brothers played Division I football, including his brother, Marcell, who was originally signed by the Minnesota Vikings as an undrafted free agent in 2011 ... His father played football at Arizona State
- One of six children
- Attended Kimball High School in Dallas, Texas
- Received all-state honorable mention laurels ... Named the 4A District 14 Dallas City League MVP and earned first-team all-district honors both as a cornerback and as a returner during his senior season
- Also lettered in basketball and track
- Aspires to start an Alzheimer's awareness charity, as the disease has affected his family .. Works to help youth and provide them gifts during the holiday season
- Twitter handle is @Gipson\_duos24

### REGULAR SEASON CAREER STATISTICS

YEAR	TEAM	GP/GS	TKL	SOLO	ASST	INT	SACKS	FF	FR	PD
2012	CLE	10/3	29	23	6	1	0.0	0	0	1
2013	CLE	16/15	105	82	23	5	0.0	0	0	14
2014	CLE	11/11	52	28	24	6	0.0	1	0	8
2015	CLE	13/13	60	42	18	2	0.0	0	0	2
2016	JAX	10/10	21	20	1	1	0.0	0	0	1
<b>NFL totals: 4 yrs.</b>		<b>60/52</b>	<b>267</b>	<b>195</b>	<b>72</b>	<b>15</b>	<b>0.0</b>	<b>1</b>	<b>0</b>	<b>26</b>

### CAREER HIGHS

	GAME	SEASON
<b>Tackles:</b>	11 (10/20/13 at G.B.)	95 (2013)
<b>Interceptions:</b>	2 (twice, last: 10/19/14 at JAX)	6 (2014)
<b>Forced fumbles:</b>	1 (11/6/14 at CIN)	1 (2014)
<b>Passes defended:</b>	4 (9/29/13 vs. CIN)	11 (2013)

### 2016 GAME-BY-GAME STATISTICS

DATE	OPP.	TKL	SOLO	ASST	INT	SACKS	FF	FR	PD	
09/11	vs. Green Bay	3	3	0	0	0.0	0	0	0	
09/18	at San Diego	3	3	0	0	0.0	0	0	0	
09/25	vs. Baltimore	3	3	0	1	0.0	0	0	1	
10/02	vs. Indianapolis	1	1	0	0	0.0	0	0	0	
BYE WEEK										
10/16	at Chicago	3	3	0	0	0.0	0	0	0	
10/23	vs. Oakland	2	2	0	0	0.0	0	0	0	
10/27	at Tennessee	3	2	1	0	0.0	0	0	0	
11/06	at Kansas City	0	0	0	0	0.0	0	0	0	
11/13	vs. Houston	2	2	0	0	0.0	0	0	0	
11/20	at Detroit	1	1	0	0	0.0	0	0	0	
11/27	at Buffalo									
12/04	vs. Denver									
12/11	vs. Minnesota									
12/18	at Houston									
12/24	vs. Tennessee									
01/01	at Indianapolis									
<b>2016 totals:</b>		<b>21</b>	<b>20</b>	<b>1</b>	<b>1</b>	<b>0.0</b>	<b>0</b>	<b>0</b>	<b>1</b>	

# PLAYER BIOS



## 2015 GAME-BY-GAME STATISTICS

DATE	OPP.	TKL	SOLO	ASST	INT	SACKS	FF	FR	PD
09/13	at N.Y. Jets	5	2	3	1	0.0	0	0	1
09/20	vs. Tennessee	8	5	3	0	0.0	0	0	0
09/27	vs. Oakland	6	3	3	0	0.0	0	0	0
10/04	at San Diego	4	3	1	0	0.0	0	0	0
10/11	at Baltimore					ina			
10/18	vs. Denver					ina			
10/25	at St. Louis					ina			
11/01	vs. Arizona	1	1	0	1	0.0	0	0	1
11/05	at Cincinnati	4	3	1	0	0.0	0	0	0
11/15	at Pittsburgh	4	3	1	0	0.0	0	0	0
	BYE WEEK								
11/30	vs. Baltimore	6	6	0	0	0.0	0	0	0
12/06	vs. Cincinnati	6	4	2	0	0.0	0	0	0
12/13	vs. San Francisco	1	1	0	0	0.0	0	0	0
12/20	at Seattle	9	5	4	0	0.0	0	0	0
12/27	at Kansas City	3	3	0	0	0.0	0	0	0
01/03	vs. Pittsburgh	3	3	0	0	0.0	0	0	0
<b>2015 totals:</b>		<b>60</b>	<b>42</b>	<b>18</b>	<b>2</b>	<b>0.0</b>	<b>0</b>	<b>2</b>	<b>2</b>



## 2012 GAME-BY-GAME STATISTICS

DATE	OPP.	TKL	SOLO	ASST	INT	SACKS	FF	FR	PD
09/09	vs. Philadelphia	0	0	0	0	0.0	0	0	0
09/16	at Cincinnati	0	0	0	0	0.0	0	0	0
09/23	vs. Buffalo	4	3	1	0	0.0	0	0	0
09/27	at Baltimore	2	1	1	0	0.0	0	0	0
10/07	at N.Y. Giants					ina			
10/14	vs. Cincinnati					ina			
10/21	at Indianapolis					ina			
10/28	vs. San Diego					ina			
11/04	vs. Baltimore					ina			
	BYE WEEK								
11/18	at Dallas	2	1	1	0	0.0	0	0	0
11/25	vs. Pittsburgh	2	2	0	0	0.0	0	0	0
12/02	at Oakland	8	7	1	0	0.0	0	0	0
12/09	vs. Kansas City	2	1	1	1	0.0	0	0	1
12/16	vs. Washington	3	3	0	0	0.0	0	0	0
12/23	at Denver					ina			
12/30	at Pittsburgh	6	5	1	0	0.0	0	0	0
<b>2012 totals:</b>		<b>29</b>	<b>23</b>	<b>6</b>	<b>1</b>	<b>0.0</b>	<b>0</b>	<b>0</b>	<b>1</b>



## 2014 GAME-BY-GAME STATISTICS

DATE	OPP.	TKL	SOLO	ASST	INT	SACKS	FF	FR	PD
09/07	at Pittsburgh	2	2	0	0	0.0	0	0	0
09/14	vs. New Orleans	8	3	5	1	0.0	0	0	1
09/21	vs. Baltimore	5	3	2	1	0.0	0	0	1
	BYE WEEK								
10/05	at Tennessee	4	3	1	0	0.0	0	0	1
10/12	vs. Pittsburgh	9	4	5	0	0.0	0	0	0
10/19	at Jacksonville	4	3	1	2	0.0	0	0	2
10/26	vs. Oakland	2	2	0	1	0.0	0	0	1
11/02	vs. Tampa Bay	5	3	2	1	0.0	0	0	1
11/06	at Cincinnati	3	1	2	0	0.0	0	0	1
11/16	vs. Houston	7	2	5	0	0.0	0	0	0
11/23	at Atlanta	3	2	1	0	0.0	0	0	0
11/30	at Buffalo					ina			
12/07	vs. Indianapolis					ina			
12/14	vs. Cincinnati					ina			
12/21	at Carolina					IR			
12/28	at Baltimore					IR			
<b>2014 totals:</b>		<b>52</b>	<b>28</b>	<b>25</b>	<b>6</b>	<b>0.0</b>	<b>1</b>	<b>0</b>	<b>8</b>



## 2013 GAME-BY-GAME STATISTICS

DATE	OPP.	TKL	SOLO	ASST	INT	SACKS	FF	FR	PD
09/08	vs. Miami	5	3	2	1	0.0	0	0	1
09/15	at Baltimore	8	6	2	0	0.0	0	0	0
09/22	at Minnesota	6	4	2	0	0.0	0	0	2
09/29	vs. Cincinnati	7	5	2	0	0.0	0	0	4
10/03	vs. Buffalo	6	6	0	0	0.0	0	0	1
10/13	vs. Detroit	8	7	1	1	0.0	0	0	1
10/20	at Green Bay	11	8	3	0	0.0	0	0	1
10/27	at Kansas City	10	9	1	0	0.0	0	0	0
11/03	vs. Baltimore	1	1	0	0	0.0	0	0	1
11/17	at Cincinnati	5	5	0	0	0.0	0	0	0
11/24	vs. Pittsburgh	4	3	1	0	0.0	0	0	0
12/01	vs. Jacksonville	6	4	2	0	0.0	0	0	0
12/08	at New England	7	4	3	0	0.0	0	0	0
12/15	vs. Chicago	8	8	0	2	0.0	0	0	2
12/22	at N.Y. Jets	7	6	1	0	0.0	0	0	0
12/29	at Pittsburgh	6	3	3	1	0.0	0	0	1
<b>2013 totals:</b>		<b>105</b>	<b>82</b>	<b>23</b>	<b>5</b>	<b>0.0</b>	<b>0</b>	<b>0</b>	<b>14</b>

# PLAYER BIOS

30

## COREY GRANT



RUNNING BACK

5-11 205 LBS.

AUBURN

BORN DECEMBER 19, 1991

OPELIKA, ALABAMA

ACQ: FREE AGENT 2015

EXP: 2ND YEAR

### TRANSACTIONS

Originally signed by Jacksonville as an undrafted rookie free agent on 5/8/15 ... Placed on injured reserve on 10/20/15

### PRO (Games played/started - 11/0)

- Second-year RB and kick returner

### 2016 (w/ JAX - 5/0)

- **9/11 vs. G.B.:** Posted two kick returns for 51 yards (25.5 avg.), including a long of 32
- **9/18 at S.D.:** Posted his first career touchdown, a 15-yard reception in the fourth quarter ... Returned three kicks for 67 yards (22.3 avg.)
- **9/25 vs. BAL:** Returned three kicks for 58 yards (19.3 avg.)
- **10/2 vs. IND:** Posted four kick returns for 80 yards (20.0 avg.), including a long of 28
- **10/16 at CHI:** Inactive (toe)
- **10/23 vs. OAK:** Inactive (toe)
- **10/27 at TEN:** Inactive (toe)
- **11/6 at K.C.:** Inactive
- **11/13 vs. HOU:** Inactive
- **11/20 at DET:** Saw action on special teams

### 2015 (w/ JAX - 6/0)

Undrafted RB who had six carries for two yards and two receptions for 13 yards during his rookie campaign ... Returned eight kicks for 220 yards (27.5 avg.) ... Season cut short due to a hip injury that placed him on IR

- **9/13 vs. CAR:** Recorded one kickoff return for 40 yards in NFL debut ... Also had one reception for five yards
- **9/20 vs. MIA:** Had two kickoff returns for 46 yards (23.0 avg.)
- **9/27 at N.E.:** Rushed twice for six yards (3.0 avg.) and returned two kicks for 41 yards (20.5 avg.), with a long of 24
- **10/11 at T.B.:** Returned three kicks for 93 yards (31.0 avg.), and long of 42

### COLLEGE (at Alabama, 2010; at Auburn, 2011-14)

- Finished his career with 1,040 rushing yards, becoming the 41st 1,000-yard career rusher in school history
- Scored 11 career TDs
- Ranks seventh in school history with a 24.48-yard kick return avg.
- After transferring to Auburn, sat out the 2011 season to satisfy NCAA rules
- Redshirted as a freshman at Alabama before deciding to transfer to Auburn
- Majored in physical activity and health education with a minor in sports coaching

### PERSONAL

- Attended Opelika High School in Opelika, Ala. where he played for Head Coach Brian Blackmon
- Rated a four-star prospect by Rivals.com and Scout.com
- Also starred on the school's track team and was a two-time Alabama 6A State 100-meter champion and winner of the 2009 200-meter championship
- Son of Deborah and Ike Grant
- Twitter handle is @CoreyGranttt

### REGULAR SEASON CAREER STATISTICS

YEAR	TEAM	GP/GS	RUSHING					RECEIVING				
			NO	YDS	AVG	LG	TD	NO	YDS	AVG	LG	TD
2015	JAX	6/0	6	2	0.3	11	0	2	13	6.5	8	0
2016	JAX	5/0	0	0	0.0	0	0	1	15	15.0	15t	1
<b>Career totals: 2 yrs.</b>		<b>11/0</b>	<b>6</b>	<b>2</b>	<b>0.3</b>	<b>11</b>	<b>0</b>	<b>3</b>	<b>28</b>	<b>9.3</b>	<b>15t</b>	<b>1</b>

YEAR	TEAM	NO.	YDS	AVG.	LG	TD
2015	JAX	8	220	27.5	42	0
2016	JAX	12	256	21.3	32	0
<b>Career totals: 2 yrs.</b>		<b>20</b>	<b>476</b>	<b>23.8</b>	<b>42</b>	<b>0</b>

### CAREER HIGHS

	GAME	SEASON
<b>Rushes:</b>	2 (two times, last: 10/11/15 at T.B.)	6 (2015)
<b>Rushing yards:</b>	6 (9/27/15 at N.E.)	2 (2015)
<b>Longest rush:</b>	11 (10/11/15 at T.B.)	11 (2015)
<b>Receptions:</b>	1 (three times, last: 9/18/16 at S.D.)	2 (2015)
<b>Receiving yards:</b>	15 (9/18/16 at S.D.)	15 (2016)
<b>Receiving TDs:</b>	1 (9/18/16 at S.D.)	1 (2016)
<b>Longest reception:</b>	15 (9/18/16 at S.D.)	15 (2016)
<b>Kickoff returns:</b>	3 (10/11/15 at T.B.)	8 (2015)
<b>Kickoff return yds.:</b>	93 (10/11/15 at T.B.)	220 (2015)
<b>Longest kick return:</b>	42 (10/11/15 at T.B.)	42 (2015)

### 2016 GAME-BY-GAME STATISTICS

DATE	GAME	RUSHING					RECEIVING				
		NO	YDS	AVG	LG	TD	NO	YDS	AVG	LG	TD
09/11	vs. Green Bay	0	0	0.0	0	0	0	0	0.0	0	0
09/18	at San Diego	0	0	0.0	0	0	1	15	15.0	15t	1
09/25	vs. Baltimore	0	0	0.0	0	0	0	0	0.0	0	0
10/02	vs. Indianapolis	0	0	0.0	0	0	0	0	0.0	0	0
BYE WEEK											
10/16	at Chicago						ina				
10/23	vs. Oakland						ina				
10/27	at Tennessee						ina				
11/06	at Kansas City						ina				
11/13	vs. Houston						ina				
11/20	at Detroit	0	0	0.0	0	0	0	0	0.0	0	0
11/27	at Buffalo										
12/04	vs. Denver										
12/11	vs. Minnesota										
12/18	at Houston										
12/24	vs. Tennessee										
01/01	at Indianapolis										
<b>2016 totals:</b>		<b>0</b>	<b>0</b>	<b>0.0</b>	<b>0</b>	<b>0</b>	<b>1</b>	<b>15</b>	<b>15.0</b>	<b>15t</b>	<b>1</b>

DATE	GAME	NO.	YDS	AVG.	LG	TD
09/11	vs. Green Bay	2	51	25.5	32	0
09/18	at San Diego	3	67	22.3	24	0
09/25	vs. Baltimore	3	58	19.3	25	0
10/02	vs. Indianapolis	4	80	20.0	28	0
BYE WEEK						
10/16	at Chicago					
10/23	vs. Oakland					
10/27	at Tennessee					
11/06	at Kansas City					
11/13	vs. Houston					
11/20	at Detroit	0	0	0.0	0	0
11/27	at Buffalo					
12/04	vs. Denver					
12/11	vs. Minnesota					
12/18	at Houston					
12/24	vs. Tennessee					
01/01	at Indianapolis					
<b>2016 totals:</b>		<b>12</b>	<b>256</b>	<b>21.3</b>	<b>32</b>	<b>0</b>

# PLAYER BIOS



## 2015 GAME-BY-GAME STATISTICS

DATE	GAME	RUSHING					RECEIVING				
		NO	YDS	AVG	LG	TD	NO	YDS	AVG	LG	TD
09/13	vs. Carolina	0	0	0.0	0	0	1	5	5.0	5	0
09/20	vs. Miami	1	1	1.0	1	0	0	0	0.0	0	0
09/27	at New England	2	6	3.0	4	0	1	8	8.0	8	0
10/04	at Indianapolis	0	0	0.0	0	0	0	0	0.0	0	0
10/11	at Tampa Bay	2	-6	-3.0	11	0	0	0	0.0	0	0
10/18	vs. Houston	1	1	1.0	1	0	0	0	0.0	0	0
10/25	vs. Buffalo					IR					
	BYE WEEK										
11/08	at N.Y. Jets					IR					
11/15	at Baltimore					IR					
11/19	vs. Tennessee					IR					
11/29	vs. San Diego					IR					
12/06	at Tennessee					IR					
12/13	vs. Indianapolis					IR					
12/20	vs. Atlanta					IR					
12/27	at New Orleans					IR					
01/03	at Houston					IR					
<b>2015 totals:</b>		<b>6</b>	<b>2</b>	<b>0.3</b>	<b>11</b>	<b>0</b>	<b>2</b>	<b>13</b>	<b>6.5</b>	<b>8</b>	<b>0</b>

DATE	GAME	NO.	KICK RETURNS			
			YDS	AVG.	LG	TD
09/13	vs. Carolina	1	40	40.0	40	0
09/20	vs. Miami	2	46	23.0	24	0
09/27	at New England	2	41	20.5	24	0
10/04	at Indianapolis	0	0	0.0	0	0
10/11	at Tampa Bay	3	93	31.0	42	0
10/18	vs. Houston	0	0	0.0	0	0
10/25	vs. Buffalo					IR
	BYE WEEK					
11/08	at N.Y. Jets					IR
11/15	at Baltimore					IR
11/19	vs. Tennessee					IR
11/29	vs. San Diego					IR
12/06	at Tennessee					IR
12/13	vs. Indianapolis					IR
12/20	vs. Atlanta					IR
12/27	at New Orleans					IR
01/03	at Houston					IR
<b>2015 totals:</b>		<b>8</b>	<b>220</b>	<b>27.5</b>	<b>42</b>	<b>0</b>



# PLAYER BIOS

## 13 RASHAD GREENE SR.

WIDE RECEIVER  
5-11 185 LBS.  
FLORIDA STATE  
BORN SEPTEMBER 23, 1992  
ALBANY, GEORGIA  
ACQ: 5TH ROUND OF 2015 DRAFT (139TH)  
EXP: 2ND YEAR



### TRANSACTIONS

Originally drafted by Jacksonville in the fifth round (139th overall) of the 2015 draft ... Placed on reserve/injured-designated to return ... Activated to 53-man roster on 11/18/15

### PRO (Games played/started - 16/0)

• Second-year WR has also seen action as the team's punt returner

### 2016 (w/ JAX - 7/0)

- **9/11 vs. G.B.:** Had one catch for nine yards and one punt return for 14 yards
- **9/18 at S.D.:** Recorded one reception for seven yards and two punt returns for nine yards
- **9/25 vs. BAL:** Returned five punts for 51 yards (10.2 avg.), with a season-long 42-yard return
- **10/2 vs. IND:** Had one reception for eight yards and two punt returns for 12 yards
- **10/16 at CHI:** Inactive (achilles)
- **10/23 vs. OAK:** Had two receptions for eight yards and five punt returns for 20 yards
- **10/27 at TEN:** Inactive
- **11/6 at K.C.:** Inactive
- **11/13 vs. HOU:** Returned two punts for 11 yards
- **11/20 at DET:** Returned two punts for three yards

### 2015 (w/ JAX - 9/0)

Appeared in nine games during rookie season and recorded 19 receptions for 93 yards (4.9 avg.) and two TDs ... Registered 18 punt returns for 301 yards (16.7 avg.) and one TD ... His 16.7 average set a single season punt return average record (min. 15 attempts)

- **9/13 vs. CAR:** Made his NFL debut and had a team-high seven receptions for 28 yards (4.0 avg.) and recorded first NFL TD on a six-yard reception in the second quarter
- **11/19 vs. TEN:** Returned from IR-designated return list and had one reception for two yards (2.0 rec. avg.) ... Returned two punts for 76 yards (38.0 avg.), including a 63-yard return (sixth-longest in franchise history) in the fourth quarter to set up the team's game-winning touchdown
- **12/6 at TEN:** Had two receptions for 15 yards (7.5 rec. avg.) and his second career TD ... Posted one punt return for 14 yards
- **12/13 vs. IND:** Recorded one reception for 18 yards ... Returned two punts, including a 73-yard runback for a touchdown in the third quarter, the fourth-longest punt return in franchise history and the first punt returned for a TD since 2010 (**Mike Thomas**, 12/18/10 at Indianapolis)

### COLLEGE (at Florida State, 2011-14)

- Four-year letterman who made 43 career starts
- Two-time first-team All-ACC Selection as a junior and senior
- Holds school record for career receptions (270), career receiving yards (3,830) and consecutive games with a reception (43)
- His 3,830 career receiving yards are the most in ACC history
- Recorded 29 career receiving TDs

### PERSONAL

- Attended national powerhouse St. Thomas Aquinas (Fort Lauderdale, Fla.) High School where he played for head coach George Smith
- Ranked as a four-star WR and the No. 10 WR by Scout.com, No. 20 by 247Sports and No. 29 by Rivals.com
- Totaled 43 receptions for 943 yards (21.9 yards per catch) with 13 TDs as a senior
- Caught six passes for 148 yards and two TDs in the 2010 Class 5A State title game -- including a title-clinching 74-yard pass in the fourth quarter as St. Thomas Aquinas defeated Tampa Plant 29-7 and finished with a No. 3 national ranking
- Also starred as a standout on the team's track & field team
- Twitter handle is @RG80\_

### REGULAR SEASON CAREER STATISTICS

#### RECEIVING

YEAR	TEAM	GP/GS	RECS	YDS	AVG.	LG	TD
2015	JAX	9/0	19	93	4.9	18	2
2016	JAX	7/0	5	32	6.4	9	0
<b>NFL totals: 2 yrs.</b>		<b>16/0</b>	<b>24</b>	<b>125</b>	<b>5.2</b>	<b>18</b>	<b>2</b>

#### PUNT RETURNS

YEAR	TEAM	GP/GS	NO	FC	YDS	AVG.	LG	TD
2015	JAX	9/0	18	8	301	16.7	73t	1
2016	JAX	7/0	19	3	121	6.4	42	0
<b>NFL totals: 2 yrs.</b>		<b>16/0</b>	<b>37</b>	<b>13</b>	<b>421</b>	<b>11.7</b>	<b>73t</b>	<b>1</b>

### CAREER HIGHS

	GAME	SEASON
<b>Receptions:</b>	7 (9/13/15 vs. CAR)	19 (2015)
<b>Receiving yards:</b>	28 (9/13/15 vs. CAR)	93 (2015)
<b>Receiving touchdowns:</b>	1 (two times, last: 12/6/15 at TEN)	2 (2015)
<b>Longest reception:</b>	18 (12/13/15 vs. IND)	18 (2015)
<b>Punt returns:</b>	5 (9/25/16 vs. BAL)	18 (2015)
<b>Punt return yards:</b>	76 (11/19/15 vs. TEN)	301 (2015)
<b>Punt return touchdowns:</b>	1 (12/13/15 vs. IND)	1 (2015)
<b>Longest punt return:</b>	73t (12/13/15 vs. IND)	73t (2015)

### 2016 GAME-BY-GAME STATISTICS

#### RECEIVING

DATE	OPP	RECS	YDS	AVG.	LG	TD
09/11	vs. Green Bay	1	9	9.0	9	0
09/18	at San Diego	1	7	7.0	7	0
09/25	vs. Baltimore	0	0	0.0	0	0
10/02	vs. Indianapolis	1	8	8.0	8	0
	BYE WEEK					
10/16	at Chicago			ina		
10/23	vs. Oakland	2	8	4.0	5	0
10/27	at Tennessee			ina		
11/06	at Kansas City			ina		
11/13	vs. Houston	0	0	0.0	0	0
11/20	at Detroit	0	0	0.0	0	0
11/27	at Buffalo					
12/04	vs. Denver					
12/11	vs. Minnesota					
12/18	at Houston					
12/24	vs. Tennessee					
01/01	at Indianapolis					
<b>2016 totals:</b>		<b>5</b>	<b>32</b>	<b>6.4</b>	<b>9</b>	<b>0</b>

#### PUNT RETURN

DATE	OPP	NO.	YDS	AVG.	LG	TD
09/11	vs. Green Bay	1	14	14.0	14	0
09/18	at San Diego	2	9	4.5	8	0
09/25	vs. Baltimore	5	51	10.2	42	0
10/02	vs. Indianapolis	2	12	6.0	12	0
	BYE WEEK					
10/16	at Chicago			ina		
10/23	vs. Oakland	5	20	4.0	8	0
10/27	at Tennessee			ina		
11/06	at Kansas City			ina		
11/13	vs. Houston	2	11	5.5	12	0
11/20	at Detroit	2	3	1.5	3	0
11/27	at Buffalo					
12/04	vs. Denver					
12/11	vs. Minnesota					
12/18	at Houston					
12/24	vs. Tennessee					
01/01	at Indianapolis					
<b>2016 totals:</b>		<b>19</b>	<b>121</b>	<b>6.4</b>	<b>42</b>	<b>0</b>



# PLAYER BIOS



## 2015 GAME-BY-GAME STATISTICS

### RECEIVING

DATE	OPP	RECs	YDS	AVG.	LG	TD
09/13	vs. Carolina	7	28	4.0	6	1
09/20	vs. Miami	2	7	3.5	7	0
09/27	at New England			--		
10/04	at Indianapolis			--		
10/11	at Tampa Bay			--		
10/18	vs. Houston			--		
10/25	vs. Buffalo			--		
	BYE WEEK					
11/08	at N.Y. Jets			--		
11/15	at Baltimore			--		
11/19	vs. Tennessee	1	2	2.0	2	0
11/29	vs. San Diego	3	17	5.7	8	0
12/06	at Tennessee	2	15	7.5	13	1
12/13	vs. Indianapolis	1	18	18.0	18	0
12/20	vs. Atlanta	1	-1	-1.0	-1	0
12/27	at New Orleans	1	2	2.0	2	0
01/03	at Houston	1	5	5.0	5	0
<b>2015 totals:</b>		<b>19</b>	<b>93</b>	<b>4.9</b>	<b>18</b>	<b>2</b>

### PUNT RETURN

DATE	OPP	NO.	YDS	AVG.	LG	TD
09/13	vs. Carolina	1	9	9.0	9	0
09/20	vs. Miami	2	30	15.0	24	0
09/27	at New England			--		
10/04	at Indianapolis			--		
10/11	at Tampa Bay			--		
10/18	vs. Houston			--		
10/25	vs. Buffalo			--		
	BYE WEEK					
11/08	at N.Y. Jets			--		
11/15	at Baltimore			--		
11/19	vs. Tennessee	2	76	38.0	63	0
11/29	vs. San Diego	3	28	9.3	15	0
12/06	at Tennessee	1	14	14.0	14	0
12/13	vs. Indianapolis	2	73	36.5	73t	1
12/20	vs. Atlanta	2	17	8.5	17	0
12/27	at New Orleans	1	4	4.0	4	0
01/03	at Houston	4	50	12.5	20	0
<b>2015 totals:</b>		<b>18</b>	<b>301</b>	<b>16.7</b>	<b>73t</b>	<b>1</b>

# PLAYER BIOS

7

## CHAD HENNE

QUARTERBACK

6-3 220 LBS.


MICHIGAN

BORN JULY 2, 1985

WYOMISSING, PENNSYLVANIA

ACQ: UNRESTRICTED FREE AGENT (MIAMI) 2012

EXP: 9TH YEAR



- **12/5 vs. HOU:** Threw for 117 yards and two TDs, his 11th career multi-TD game
- **12/15 vs. BUF:** Threw for 237 yards and two TDs on 21 of 36 passing
- **12/22 vs. TEN:** Registered his fourth straight game with two TD passes, hooking up with TE **Mercedes Lewis** and WR **Mike Brown** for scores
- **12/29 at IND:** Started in season-finale and registered a season-high 331 yards on 30 of 51 passing with one TD and one INT

### 2012 (w/ JAX - 10/6)

Appeared in 10 games with six starts ... Completed 166 of 308 passes for 2,084 yards with 11 TDs and 11 INTs for a 72.2 rating ... Became 15th different starting QB in franchise history

- **9/16 vs. HOU:** Made Jaguars debut in fourth quarter when QB **Blaine Gabbert** departed with an injury and went 2-for-2 passing with 23 yards
- **10/21 at OAK:** Entered game in second quarter when QB **Blaine Gabbert** suffered a left shoulder injury and completed nine of 20 passes for 71 yards
- **11/8 vs. IND:** Was inserted into the game in the fourth quarter and completed 10 of 16 passes for 121 yards with a TD and INT
- **11/18 at HOU:** Entered game in first quarter on club's second offensive possession after QB **Blaine Gabbert** left with a right forearm/elbow injury ... Completed 16 of 33 passes for 354 yards and a career-best four TDs ... Became first QB since Hall of Famer **Steve Young** in 1987 to come off bench and throw for four TDs and no INTs
- **11/25 vs. TEN:** Made first start of the season and threw for 267 yards on 17 of 26 passing with two TDs and one INT
- **12/23 vs. NE:** Threw for 348 yards on 29 of 51 passing with one TD and three INT.
- **12/30 at TEN:** Made sixth consecutive start and completed 25 of 41 passes for 298 yards with two TD and three INT

### TRANSACTIONS

Originally drafted by Miami in the second round (57th overall) of the 2008 draft ... Signed by Jacksonville as an unrestricted free agent on 3/15/12

### PRO (Games played/started - 65/53)

- Ninth-year QB has played in 65 games with 53 starts
- Career totals include 1,159 of 1,954 passing for 12,931 yards with 58 TDs/63 INTs and a 75.5 rating
- Joined the Jaguars in 2012 as an unrestricted free agent and has played in 28 games with 22 starts
- Spent first four seasons in Miami after being selected in the second round of 2008 draft

### 2016 (w/ JAX - 1/0)

- **9/11 vs. G.B.:** Dressed but did not play
- **9/18 at S.D.:** Dressed but did not play
- **9/25 vs. BAL:** Dressed but did not play
- **10/2 vs. IND:** Dressed but did not play
- **10/16 at CHI:** Dressed but did not play
- **10/23 vs. OAK:** Dressed but did not play
- **10/27 at TEN:** Dressed but did not play
- **11/6 at K.C.:** Dressed but did not play
- **11/13 vs. HOU:** Dressed but did not play
- **11/20 at DET:** Took a knee on the final snap of the first half

### 2015 (w/ JAX - 0/0)

Dressed in all 16 games but did not play

### 2014 (w/ JAX - 3/3)

Started the first three games and was 42 of 78 passing for 492 yards with three TDs and one INT for an 80.7 rating ... Added four rushes for 25 yards ... Dressed but did not play in final 13 games

- **9/7 at PHI:** Entered the season as starting QB and completed 24 of 43 passes for 266 yards with two TDs for an 89.9 passer rating ... Hooked up rookie WR **Allen Hurns** for TDs of 34 and 21 yards in the first quarter
- **9/14 at WAS:** Started at QB and was 14 of 28 passing for 193 yards with one TD and one INT for a 69.5 rating ... Had two completions of 50-plus yards, a 63-yard TD pass to TE **Mercedes Lewis** and a 54-yard completion to WR **Allen Robinson**
- **9/21 vs. IND:** Started at QB and was 4 of 7 passing for 33 yards before he was replaced in the second half by QB **Blake Bortles**

### 2013 (w/ JAX - 15/15)

Started 13 of 15 games played, tied for the second-most starts of his career ... Was 305 of 503 passing for 3,241 yards with 13 TDs and 14 INTs for a 76.5 passer rating ... Established career-highs for attempts and completions and had second-most yards ... Started the last 11 games

- **9/8 vs. KC:** Inserted into the game during middle of club's final drive as QB **Blaine Gabbert** suffered a hand injury. Completed 3 of 6 passes for 36 yards with a 24-yard completion to WR **Cecil Shorts III**
- **9/15 at OAK:** Started at QB for injured QB **Blaine Gabbert** and threw for 241 yards on 25 of 38 passing with one TD for a 92.1 passer rating
- **9/22 at SEA:** Started at QB and completed 18 of 38 passes for 235 yards with two TDs for a 45.4 rating
- **10/6 at STL:** Entered the game with 5:14 remaining in the third quarter after QB **Blaine Gabbert** suffered a hamstring injury ... Finished 7 of 13 passing for 89 yards with one TD for a 101.1 passer rating
- **10/13 at DEN:** Started at QB and was 27 of 42 passing for 303 yards with two INTs for a 65.9 rating
- **10/20 vs. SD:** Registered his second straight 300-yard passing game, completing 23 of 36 passes for 318 yards with one INT for an 80.6 rating
- **10/27 vs. SF:** Started at QB and threw for 228 yards and one TD for an 84.3 passer rating
- **11/10 at TEN:** Started at QB and was 14 of 23 passing for 180 yards with two INTs for a 49.2 rating ... Won second start as a Jaguar
- **11/17 vs. ARI:** Led club to TDs on back-to-back drives to open the game ... Hooked up with TE **Danny Noble** for a 62-yard TD on the opening drive. Finished 27 of 42 passing for 255 yards with one TD/two INTs and a 69.0 rating
- **11/24 at HOU:** Was 23 of 32 passing for 239 yards with a season-high 93.1 rating
- **12/1 at CLE:** Completed 22 of 40 passes for 195 yards with 2 TDs/1 INT for a 74.5 rating ... Directed his fourth career game-winning drive, hooking up with WR **Cecil Shorts III** for a 20-yard TD with 40 seconds remaining in the game

### 2011 (w/ MIA - 4/4)

Started the first four games before suffering a season-ending left shoulder injury ... Was placed on injured reserve on Oct. 6 ... Completed 64 of 112 passes (57.1 pct.) for 868 yards with four TDs and four INTs for a 79.0 rating ... Added 15 rushes for 112 yards and one TD

- **9/12 vs. NE:** Opened the season as starter and was 30 of 49 for a career-high 416 yards with two TDs and one INT for a 93.6 rating ... Marked highest single-game passing yardage total by any Dolphin QB other than **Dan Marino**
- **9/25 at CLE:** Was 19 of 29 passing for 255 yards with one TD and one INT
- **10/2 at SD:** Left the game with a left shoulder injury in the first quarter

### 2010 (w/ MIA - 15/14)

Started 14 of 15 games and was 6-8 as starter... Was 301 of 490 passing (61.4 pct.) for 3,301 yards with 15 TDs and 19 INTs for a 75.4 rating

- **9/26 vs. NYJ:** Threw for two TDs and one INT on 26 of 44 passing for a then career-high 363 yards
- **10/4 vs. NE:** Was 28 of 38 passing for 305 yards with two TDs and three INTs.
- **10/17 at GB:** Threw for two TDs including a 22-yard pass to TE **Anthony Fasano** that broke a 13-13 tie to give the Dolphins a lead in the fourth quarter leading to overtime win
- **11/14 vs. TEN:** Saw action in relief of **Chad Pennington** in the first quarter ... Suffered an injury to his right knee in the third quarter and did not return
- **11/28 at OAK:** Returned to lineup and threw for 307 yards on 17 of 30 passing with two TDs and one INT. Connected with **Marlon Moore** on a 57-yard TD pass
- **12/19 vs. BUF:** Completed 73.3 percent of passes (33 of 45) for 276 yards with one TD and one INT
- **12/26 vs. DET:** Passed **David Woodley** to move into fourth place among the Dolphins career passing yardage leaders ... Completed 29 of 44 passes for 278 yards with one TD and two INTs

### 2009 (w/ MIA - 14/13)

Played in 14 games with 13 starts and posted 7-6 record as starter... Completed 274 of 451 passes (60.7 pct.) for 2,878 yards with 12 TDs and 14 INTs for a passer rating of 75.2

- **9/27 at SD:** Saw first action of season in relief of QB **Chad Pennington** and totaled 10 of 19 passing for 92 yards with one INT
- **10/14 vs. BUF:** Made first career start and completed 14 of 22 passes for 115 yards and one TD for a 92.0 rating, hooking up with WR **Brian Hartline** in third quarter for first career TD pass
- **10/12 vs. NYJ:** Led Dolphins to a 31-27 comeback win on Monday Night Football with first career fourth-quarter comeback ... Connected on 20 of 26 passes for 241 yards and two TDs for a career-high 130.4 passer rating ... Led club to 21 points in fourth quarter and finished the quarter 9 of 12 passing for 121 yards with two TDs
- **11/15 vs. TB:** Posted second fourth quarter comeback win as he was 17 of 31 for 175 yards with one TD, leading team to a game-winning FG
- **11/19 vs. NE:** Finished 29 of 52 passing for 335 yards with two TDs and one INT in a comeback win
- **12/13 at JAX:** Completed 21 of 29 passes for 220 yards with one INT and scored first career rushing TD ... Set franchise record for consecutive completions in a single game with 17 straight
- **12/27 vs. HOU:** Set season and career marks with 35 completions and 55 attempts for 322 yards with one TD for second consecutive 300-yard passing game
- **1/3 vs. PIT:** Closed out season with 140 yards on 16 of 20 passing for a career-best 80.0 completion percentage with one TD and one INT

### 2008 (w/ MIA - 3/0)

Appeared in three games as a rookie

# PLAYER BIOS

- **9/14 at ARI:** Made NFL debut in the fourth quarter and was 7 of 12 passing for 67 yards, all on an 18-play drive covering 89 yards

## COLLEGE (at Michigan, 2004-07)

- Four-year starter who compiled a 33-14 record as starter
- Career totals: 828 of 1,387 (59.7 pct.) for 9,715 yards with 87 TDs, 37 INTs
- Tossed at least one TD pass in 42 of his 47 career games and threw for at least 200 yards in 26 starts
- Finished with school records for career completions, attempts, passing yards and TD passes
- Ranked second to Purdue's **Drew Brees** in Big Ten Conference history for career TD passes
- Became first true freshman QB in Big Ten history to lead his team to a conference title
- Earned degree in general studies

## PERSONAL

- Married (Brittany)
- Attended Wilson High School in West Lawn, Pa.
- Set Pennsylvania District III all-time passing and TD records with 7,071 yards and 74 TDs
- Also competed in track and field and was a two-year starter on basketball team
- Father, Sheldon, worked two full-time jobs as both a welder and a high school and junior high school football coach
- Full name: Chad Steven Henne

## REGULAR SEASON CAREER STATISTICS

### PASSING

YEAR	TEAM	P/S	COMP	ATT	PCT	YDS	AVG	TD	INT	SK	RTG	
2008	MIA	3/0	7	12	58.3	67	5.6	0	0	0	74.0	
2009	MIA	14/13	274	451	60.8	2,878	6.4	12	14	26	75.2	
2010	MIA	15/14	301	490	61.4	3,301	6.7	15	19	30	75.4	
2011	MIA	4/4	64	112	57.1	868	7.8	4	4	11	79.0	
2012	JAX	10/6	166	308	53.9	2,084	6.8	11	11	28	72.2	
2013	JAX	15/13	305	503	60.6	3,241	6.4	13	14	38	76.5	
2014	JAX	3/3	42	78	53.8	492	6.3	3	1	16	80.7	
2015	JAX	0/0	0	0	0.0	0	0.0	0	0	0	0.0	
2016	JAX	1/0	0	0	0.0	0	0.0	0	0	0	0.0	
<b>NFL totals:</b>		<b>9 yrs.</b>	<b>65/53</b>	<b>1,159</b>	<b>1,954</b>	<b>59.3</b>	<b>12,931</b>	<b>6.6</b>	<b>58</b>	<b>63</b>	<b>149</b>	<b>75.5</b>

## CAREER HIGHS

	GAME	SEASON
Passing completions:	35 (12/27/09 vs. HOU)	305 (2013)
Passing attempts:	55 (12/27/09 vs. HOU)	503 (2013)
Passing percentage:	80.0 (01/03/10 vs. PIT)	61.4 (2010)
Passing yards:	416 (9/12/11 vs. N.E.)	3,301 (2010)
Passing touchdowns:	4 (11/18/12 at HOU)	15 (2010)
Passer rating:	130.4 (10/12/09 vs. NYJ)	80.7 (2014)
Rushing attempts:	7 (9/12/11 vs. N.E.)	27 (2013)
Rushing yards:	59 (9/12/11 vs. N.E.)	112 (2012)
Rushing touchdowns:	1 (three times, last: 12/2/12 vs. BUF)	1 (2012)

## 2016 GAME-BY-GAME STATISTICS

DATE	OPP	P/S	COMP	ATT	PCT	YDS	AVG	TD	INT	SK	RTG
09/11	vs. G.B.					DNP					
09/18	at S.D.					DNP					
09/25	vs. BAL					DNP					
10/02	vs. IND					DNP					
	BYE WEEK										
10/16	at CHI					DNP					
10/23	vs. OAK					DNP					
10/27	at TEN					DNP					
11/06	at K.C.					DNP					
11/13	vs. HOU					DNP					
11/20	at DET	1/0	0	0	0.0	0	0.0	0	0	0	0
11/27	at BUF										
12/04	vs. DEN										
12/11	vs. MIN										
12/18	at HOU										
12/24	vs. TEN										
01/01	at IND										
<b>2016 totals:</b>		<b>1/0</b>	<b>0</b>	<b>0</b>	<b>0.0</b>	<b>0</b>	<b>0.0</b>	<b>0</b>	<b>0</b>	<b>0</b>	<b>0</b>

## 2015 GAME-BY-GAME STATISTICS

DATE	OPP	P/S	COMP	ATT	PCT	YDS	AVG	TD	INT	SK	RTG
09/13	vs. CAR					DNP					
09/20	vs. MIA					DNP					
09/27	at N.E.					DNP					
10/04	at IND					DNP					
10/11	at T.B.					DNP					
10/18	vs. HOU					DNP					
10/25	vs. BUF					DNP					
	BYE WEEK										
11/08	at NYJ					DNP					
11/15	at BAL					DNP					
11/19	vs. TEN					DNP					
11/29	vs. S.D.					DNP					
12/06	at TEN					DNP					
12/13	vs. IND					DNP					
12/20	vs. ATL					DNP					
12/27	at N.O.					DNP					
01/03	at HOU					DNP					
<b>2015 totals:</b>		<b>0/0</b>	<b>0</b>	<b>0</b>	<b>0.0</b>	<b>0</b>	<b>0.0</b>	<b>0</b>	<b>0</b>	<b>0</b>	<b>0</b>

## 2014 GAME-BY-GAME STATISTICS

DATE	OPP	P/S	COMP	ATT	PCT	YDS	AVG	TD	INT	SK	RTG
09/07	at PHI	1/1	24	43	55.8	266	6.2	2	0	3	89.9
09/14	at WAS	1/1	14	28	50.0	193	6.9	1	1	10	69.5
09/21	vs. IND	1/1	4	7	57.1	33	4.7	0	0	3	69.3
09/28	at S.D.	0/0				DNP					
10/05	vs. PIT	0/0				DNP					
10/12	at TEN	0/0				DNP					
10/19	vs. CLE	0/0				DNP					
10/26	vs. MIA	0/0				DNP					
11/02	at CIN	0/0				DNP					
11/09	vs. DAL	0/0				DNP					
	BYE WEEK										
11/23	at IND	0/0				DNP					
11/30	vs. NYG	0/0				DNP					
12/07	vs. HOU	0/0				DNP					
12/14	at BAL	0/0				DNP					
12/18	vs. TEN	0/0				DNP					
12/28	at HOU	0/0				DNP					
<b>2014 totals:</b>		<b>3/3</b>	<b>42</b>	<b>78</b>	<b>53.8</b>	<b>492</b>	<b>6.3</b>	<b>3</b>	<b>1</b>	<b>16</b>	<b>80.7</b>

## 2013 GAME-BY-GAME STATISTICS

DATE	OPP	P/S	COMP	ATT	PCT	YDS	AVG	TD	INT	SK	RTG
09/08	vs. K.C.	1/0	3	6	50.0	36	6.0	0	0	0	68.8
09/15	at OAK	1/1	25	38	65.8	241	6.3	1	0	5	92.1
09/22	at SEA	1/1	18	38	47.4	235	6.2	0	2	3	45.4
09/29	vs. IND	0/0	0	0	0.0	0	0.0	0	0	0	0.0
10/06	at STL	1/0	7	13	53.8	89	6.8	1	0	0	101.1
10/13	at DEN	1/1	27	42	64.3	303	7.2	0	2	2	65.9
10/20	vs. S.D.	1/1	23	36	63.9	318	8.8	0	1	6	80.6
10/27	vs. S.F.	1/1	29	45	64.4	228	5.1	1	0	0	84.3
	BYE WEEK										
11/10	at TEN	1/1	14	23	60.9	180	7.8	0	2	3	49.2
11/17	vs. ARI	1/1	27	42	64.3	255	6.1	1	2	2	69.0
11/24	at HOU	1/1	23	32	71.9	239	7.5	0	0	4	93.1
12/01	at CLE	1/1	22	40	55.0	195	4.9	2	1	2	74.5
12/05	vs. HOU	1/1	12	27	44.4	117	4.3	2	0	1	81.9
12/15	vs. BUF	1/1	21	36	58.3	237	6.6	2	2	5	73.5
12/22	vs. TEN	1/1	24	34	70.6	237	7.0	2	1	2	97.3
12/29	at IND	1/1	30	51	58.8	331	6.5	1	1	3	76.5
<b>2013 totals:</b>		<b>15/13</b>	<b>305</b>	<b>503</b>	<b>60.6</b>	<b>3,241</b>	<b>6.4</b>	<b>13</b>	<b>14</b>	<b>38</b>	<b>76.5</b>

# PLAYER BIOS



## 2012 GAME-BY-GAME STATISTICS

DATE	OPP	P/S	COMP	ATT	PCT	YDS	AVG	TD	INT	SK	RTG
09/09	at MIN					ina					
09/16	vs. HOU	1/0	2	2	100.0	23	11.5	0	0	0	114.6
09/23	at IND					ina					
09/30	vs. CIN					ina					
10/07	vs. CHI					ina					
BYE WEEK											
10/21	at OAK	1/0	9	20	45.0	71	3.6	0	0	3	54.4
10/28	at G.B.					ina					
11/04	vs. DET					ina					
11/08	vs. IND	1/0	10	16	62.5	121	7.6	1	1	1	80.5
11/18	at HOU	1/0	16	33	48.5	354	10.7	4	0	1	126.8
11/25	vs. TEN	1/1	17	26	65.4	261	10.0	2	1	7	108.0
12/02	at BUF	1/1	19	42	45.2	202	4.8	1	1	3	41.3
12/09	vs. NYJ	1/1	21	43	48.8	185	4.3	0	2	3	41.3
12/16	at MIA	1/1	18	34	52.9	221	6.5	0	0	2	73.3
12/23	vs. N.E.	1/1	29	51	56.9	348	6.8	1	3	1	59.9
12/30	at TEN	1/1	25	41	61.0	298	7.3	2	3	7	69.0
<b>2012 totals:</b>		<b>10/6</b>	<b>166</b>	<b>308</b>	<b>53.9</b>	<b>2,084</b>	<b>6.8</b>	<b>11</b>	<b>11</b>	<b>28</b>	<b>72.2</b>



## 2009 GAME-BY-GAME STATISTICS

DATE	OPP	P/S	COMP	ATT	PCT	YDS	AVG	TD	INT	SK	RTG
09/13	at ATL					ina					
09/21	vs. IND					ina					
09/27	at S.D.	1/0	10	19	52.6	92	4.8	0	1	1	44.2
10/04	vs. BUF	1/1	14	22	63.6	115	5.2	1	0	6	92.0
10/12	vs. NYJ	1/1	12	21	57.1	241	9.3	2	0	0	130.4
BYE WEEK											
10/25	vs. N.O.	1/1	18	36	50.0	211	5.9	0	2	2	45.0
11/01	at NYJ	1/1	12	21	57.1	112	5.3	1	0	5	87.8
11/08	at N.E.	1/1	19	34	55.9	219	6.4	0	0	2	75.5
11/15	vs. T.B.	1/1	17	31	54.8	175	5.6	1	1	0	68.6
11/19	at CAR	1/1	17	29	58.6	172	5.9	1	0	0	87.1
11/29	at BUF	1/1	17	31	54.8	175	5.6	1	3	1	42.5
12/06	vs. N.E.	1/1	29	52	55.8	335	6.4	2	1	1	80.2
12/13	at JAX	1/1	21	29	72.4	220	7.6	0	1	2	79.7
12/20	at TEN	1/1	29	46	63.0	349	7.6	1	3	1	66.3
12/27	vs. HOU	1/1	35	55	63.6	322	5.9	1	1	3	78.0
01/03	vs. PIT	1/1	16	20	80.0	140	7.0	1	1	2	91.7
<b>2009 totals:</b>		<b>14/13</b>	<b>274</b>	<b>451</b>	<b>60.8</b>	<b>2,878</b>	<b>6.4</b>	<b>12</b>	<b>14</b>	<b>26</b>	<b>75.2</b>



## 2011 GAME-BY-GAME STATISTICS

DATE	OPP	P/S	COMP	ATT	PCT	YDS	AVG	TD	INT	SK	RTG
09/12	vs. N.E.	1/1	30	49	61.2	416	8.5	2	1	4	93.6
09/18	vs. HOU	1/1	12	30	40.0	170	5.7	1	1	2	56.2
09/25	at CLE	1/1	19	29	65.5	255	8.8	1	1	5	90.4
10/02	at S.D.	1/1	3	4	75.0	27	6.8	0	1	0	53.1
BYE WEEK											
10/17	at NYJ					IR					
10/23	vs. DEN					IR					
10/30	at NYG					IR					
11/06	at K.C.					IR					
11/13	vs. WAS					IR					
11/20	vs. BUF					IR					
11/24	at DAL					IR					
12/04	vs. OAK					IR					
12/11	vs. PHI					IR					
12/18	at BUF					IR					
12/24	at N.E.					IR					
01/01	vs. NYJ					IR					
<b>2011 totals:</b>		<b>4/4</b>	<b>64</b>	<b>112</b>	<b>57.1</b>	<b>868</b>	<b>7.8</b>	<b>4</b>	<b>4</b>	<b>11</b>	<b>79.0</b>



## 2010 GAME-BY-GAME STATISTICS

DATE	OPP	P/S	COMP	ATT	PCT	YDS	AVG	TD	INT	SK	RTG
09/12	at BUF	1/1	21	34	61.8	182	5.4	0	0	3	75.9
09/19	at MIN	1/1	9	15	60.0	114	7.6	1	0	2	106.0
09/26	vs. NYJ	1/1	26	44	59.1	363	8.3	2	1	2	91.4
10/04	vs. N.E.	1/1	28	38	73.7	305	8.0	2	3	2	81.6
BYE WEEK											
10/17	at G.B.	1/1	23	39	59.0	231	5.9	2	1	0	82.3
10/24	vs. PIT	1/1	23	36	63.9	257	7.1	1	1	1	82.8
10/31	at CIN	1/1	24	37	64.9	217	5.9	0	1	0	69.3
11/07	at BAL	1/1	22	34	64.7	231	6.8	0	3	2	47.5
11/14	vs. TEN	1/0	19	28	67.9	240	8.6	1	1	1	91.4
11/18	vs. CHI	0/0				ina					
11/28	at OAK	1/1	17	30	56.7	307	10.2	2	1	3	100.3
12/05	vs. CLE	1/1	16	32	50.0	174	5.4	1	3	1	37.8
12/12	at NYJ	1/1	5	18	27.8	55	3.1	1	0	5	58.3
12/19	vs. BUF	1/1	33	45	73.3	276	6.1	1	1	3	86.9
12/26	vs. DET	1/1	29	44	65.9	278	6.3	1	2	2	72.0
01/02	at N.E.	1/1	6	16	37.5	71	4.4	0	1	3	25.6
<b>2010 totals:</b>		<b>15/14</b>	<b>64</b>	<b>112</b>	<b>57.1</b>	<b>868</b>	<b>7.8</b>	<b>4</b>	<b>4</b>	<b>11</b>	<b>79.0</b>

# PLAYER BIOS

79

## JORDAN HILL

DEFENSIVE TACKLE

6-1 291 LBS.

PENN STATE

BORN FEBRUARY 8, 1991

STEELTON, PENNSYLVANIA

ACQ: FREE AGENT 2016

EXP: 4TH YEAR



### REGULAR SEASON CAREER STATISTICS

YEAR	TEAM	GP/GS	TKL	SOLO	ASST	SACKS	FF	FR	INT	PD
2013	SEA	4/0	7	4	3	1.5	0	0	0	0
2014	SEA	13/0	19	15	4	5.5	0	3	0	4
2015	SEA	10/1	24	12	12	0.0	0	1	0	1
2016	JAX	0/0	0	0	0	0	0.0	0	0	0
<b>NFL totals: 4 yrs.</b>		<b>27/1</b>	<b>50</b>	<b>31</b>	<b>19</b>	<b>7.0</b>	<b>4.5</b>	<b>4</b>	<b>0</b>	<b>5</b>

#### TRANSACTIONS

Originally drafted by Seattle in the third round (87th overall) by Seattle in the 2013 NFL Draft ... Waived/injured by Seattle on 9/3/16 ... Signed by Washington on 11/8/16 ... Waived by Washington on 11/19/16 ... Claimed off waivers by Jacksonville on 11/21/16

#### PRO (Games played/started - 27/1)

- Fourth-year DL has appeared in 27 games with one start
- Career totals include 50 tackles (31 solo) and 7.0 sacks

#### 2016 (w/ WAS - ina; JAX - 0/0)

Was inactive for WAS on 11/13 vs. MIN

#### 2015 (w/SEA - 10/1)

Appeared in 10 games with one start and totaled 24 tackles

#### 2014 (w/SEA - 13/0)

Totaled 19 tackles (15 solo), 5.5 sacks and one interception

#### 2013 (w/SEA - 4/0)

Registered 7 tackles and 1.5 sacks

#### COLLEGE (at Penn State - 2009-13)

- All-Big Ten Selection in 2013
- Appeared in 45 games with 27 starts
- Finished career with 171 tackles and 9.5 sacks

#### PERSONAL


- Attended Steelton-Highspire High School (Steelton, Pa.)
- Helped team to 2007 and 2008 Pennsylvania Class A state championships and an undefeated senior campaign
- Son of Sue and Larry Hill
- Has two younger sisters: Janelle and Joslyn



# PLAYER BIOS

31

## DAVON HOUSE



CORNERBACK

6-0 196 LBS.

NEW MEXICO STATE

BORN JULY 10, 1989

PALMDALE, CALIFORNIA

ACQ: UNRESTRICTED FREE AGENT (GREEN BAY) 2015

EXP: 6TH YEAR

### TRANSACTIONS

Originally drafted by Green Bay in the fourth round (131st overall) of the 2011 draft ... Signed by Jacksonville as an unrestricted free agent on 3/11/15

### PRO (Games played/started - 67/33, 3/0)

- Sixth-year CB joined Jacksonville prior to the 2015 season
- Spent first four NFL seasons with Green Bay after being selected in the fourth round of the 2011 draft
- Has played in three postseason games

### 2016 (w/ JAX - 10/4)

- **9/11 vs. G.B.:** Started at LCB in the team's season opener and recorded two solo tackles
- **9/18 at S.D.:** Started at LCB and made five tackles (three solo)
- **9/25 vs. BAL:** Started at LCB and made five solo tackles
- **10/2 vs. IND:** Started at LCB and played 30 snaps at the position
- **10/16 at CHI:** Saw three snaps at CB and contributed on special teams
- **10/23 vs. OAK:** Saw snaps at CB and on special teams, making two solo tackles
- **10/27 at TEN:** Played three snaps at CB and saw action on special teams
- **11/6 at K.C.:** Saw action on special teams
- **11/13 vs. HOU:** Saw action on special teams
- **11/20 at DET:** Saw action at CB and on special teams

### 2015 (w/ JAX - 16/15)

Played in all 16 games with 15 starts ... Set the Jaguars single-season record with 23 passes defended, which were third-most in the NFL

- **9/27 at N.E.:** Started at LCB, making four solo tackles and one pass defended
- **10/4 at IND:** Made three tackles (three solo) and recorded two passes defended
- **10/11 at T.B.:** Made three tackles and recorded three passes defended
- **10/18 vs. HOU:** Started at LCB, making five tackles (five solo) and three passes defended ... Fourth NFL player in the last 15 seasons and first Jaguars player to register three or more passes defended in back-to-back games
- **11/15 at BAL:** Started at CB, making eight tackles (three solo), recording two INTs and four passes defended, all career highs... He became first Jaguars player since Dareh Cox (10/31/10) to regular INTs in a single game
- **11/19 vs. TEN:** Registered three tackles (three solo), one pass defended, and a forced fumble and recovery in the fourth quarter
- **12/6 at TEN:** Started at LCB and made five tackles (four solo) ... Recorded his third interception of the season, becoming the first Jaguars player with three-plus INTs in a single-season since **Derek Cox** (four) and **Paul Posluszny** (three) in 2014
- **1/3 at HOU:** Started at LCB and made seven tackles (six solo) ... Added two passes defended and one INT

### 2014 (w/ G.B. - 13/4, 2/0)

Played in 13 games with four starts ... Missed the final three games with a shoulder injury ... Recorded 24 tackles (17 solo), one INT, one forced fumble and 11 passes defended ... Added four special teams tackles ... Part of secondary that helped Green Bay rank seventh in NFL in opponent passer rating (82.0) ... Played in both postseason games and totaled three special teams tackles

- **9/14 vs. NYJ:** Played 30 snaps on defense and registered three tackles (two solo) and two passes defended
- **9/21 at DET:** Intercepted QB **Matthew Stafford** in the second quarter
- **9/28 at CHI:** Had three solo tackles and a season-high two special teams tackles... Started at nickel CB and posted first career forced fumble when he punched the ball loose from WR **Alshon Jeffery** on an end-around in the third quarter
- **10/26 at N.O.:** Started at RCB for the second week and totaled five tackles and a team-high two passes defended

### 2013 (w/ G.B. - 16/5, 1/0)

Played in 16 games for the first time in his career, making five starts ... Totaled 32 tackles (26 solo), one sack, one INT and 13 passes defended ... Led team with 12 special teams tackles

- **9/15 vs. WAS:** Earned a special teams game ball, totaling two tackles ... Also saw action for 26 plays on defense and took down QB **Robert Griffin III** for a six-yard loss, his second career sack
- **10/20 vs. CLE:** Saw action for 56 plays and finished with four tackles (three solo), three passes defended and his first career INT ... Picked off QB **Brandon Weeden** on a fourth-down play in the first quarter
- **1/5 vs. S.F.:** Saw action for 61 plays in NFC Wild Card game and tallied four solo

tackles and three passes defended

### 2012 (w/ G.B. - 9/5)

Saw action in nine games with five starts ... Injured his shoulder in the first preseason game and missed the first six weeks of the regular season ... Season totals include 18 tackles (17 solo), 13 passes defended and one sack

- **10/21 at STL:** Made season debut and served as the team's dime CB and led club with three passes defended
- **10/28 vs. JAX:** Started first career game and finished with two solo tackles and two passes defended ... Blocked a second quarter P **Bryan Anger** punt that was recovered by the Packers in the end zone for a TD ... Marked first Packers' first blocked punt since Sept. 29, 2003
- **11/18 at DET:** Did not miss a snap (72 plays) and totaled two tackles, his first career sack and two passes defended ... Dropped QB **Matthew Stafford** for a three-yard loss in the fourth quarter

### 2011 (w/ G.B. - 2/0)

Played in two games as a rookie, mainly on special teams where he had one tackle ... Was listed as gameday inactive 12 times, and dressed but did not play for two others

- **10/23 at MIN:** Made NFL debut

### COLLEGE (at New Mexico State, 2007-10)

- Four-year starter who played under Jaguars Defensive Backs Coach **DeWayne Walker** from 2009-10
- Played in 50 games with 43 starts and earned first-team All-Western Athletic Conference honors in each of his final two seasons
- Finished career ranked first in school history with 319 INT return yards and tied for sixth with 11 INTs
- Returned three INTs for TDs during his career, highlighted by a 100-yard return for a score vs. Idaho as a true freshman in 2007
- Earned a degree in family consumer science

### PERSONAL

- Attended Palmdale (Calif.) High School and earned All-Golden League honors and All-CIF recognition as a senior
- Participated in the Next Level All-Star Game and was named the game's Most Valuable Player
- Didn't play football until his junior season of high school
- Also was an All-Golden League selection in baseball and track and field
- Older brother, Tyreece, was a sixth-round draft choice of the Oakland Athletics in 2008
- Sister, Vanessa, played softball at San Jose State
- Married (Leatrice)
- Full name is Davon Thomas House
- Twitter handle is @DavonHouse

### REGULAR SEASON CAREER STATISTICS

YEAR	TEAM	GP/GS	TKL	SOLO	ASST	SACKS	FF	FR	PD	INT
2011	G.B.	2/0	0	0	0	0.0	0	0	0	0
2012	G.B.	9/5	18	17	1	1.0	0	0	13	0
2013	G.B.	16/5	32	26	6	1.0	0	0	13	1
2014	G.B.	13/4	24	17	7	0.0	1	0	11	1
2015	JAX	16/15	60	49	11	0.0	1	1	23	4
2016	JAX	10/4	14	12	2	0.0	0	0	0	0
<b>NFL totals:</b>		<b>6 yrs. 67/33</b>	<b>148</b>	<b>121</b>	<b>27</b>	<b>2.0</b>	<b>2</b>	<b>1</b>	<b>60</b>	<b>6</b>

### POSTSEASON CAREER STATISTICS

YEAR	TEAM	GP/GS	TKL	SOLO	ASST	SACKS	FF	FR	PD	INT
2013	G.B.	1/0	4	4	0	0.0	0	0	2	0
2014	G.B.	2/0	0	0	0	0.0	0	0	0	0
<b>NFL totals:</b>		<b>5 yrs. 3/0</b>	<b>4</b>	<b>4</b>	<b>0</b>	<b>0.0</b>	<b>0</b>	<b>0</b>	<b>2</b>	<b>0</b>

### CAREER HIGHS

	GAME	SEASON
<b>Tackles:</b>	8 (11/15/15 at BAL)	60 (2015)
<b>Sacks:</b>	1.0 (two times, last: 9/15/13 vs. WAS)	1.0 (2012 & 2013)
<b>Forced fumbles:</b>	1 (two times, last: 11/29/15 vs. S.D.)	1 (2014 & 2015)
<b>Fumble recoveries:</b>	1 (11/29/15 vs. S.D.)	1 (2015)
<b>Passes defended:</b>	4 (11/19/15 vs. TEN)	23 (2015)
<b>Interceptions:</b>	2 (11/19/15 vs. TEN)	4 (2015)



# PLAYER BIOS

88

## ALLEN HURNS

WIDE RECEIVER

6-3 205 LBS.


MIAMI (FLA.)

BORN NOVEMBER 12, 1991

MIAMI, FLORIDA

ACQ: ROOKIE FREE AGENT 2014

EXP: 3RD YEAR



### TRANSACTIONS

Originally signed with Jacksonville as an undrafted rookie on 5/12/14

### PRO (Games played/started - 41/33)

- Has a franchise-best 14.6 yards per reception avg.
- Caught a pass in 38 consecutive games from 9/7/14 - 10/27/16, the longest streak by a Jaguars player since TE **Mercedes Lewis** (32 games) from 9/12/10 - 9/9/12 and the longest streak for a Jaguars WR since WR **Jimmy Smith** (76 games) from 9/9/01 - 1/1/06
- Holds the Jaguars record of seven consecutive games with a receiving touchdown (9/27/15-11/15/15)

### 2016 (w/ JAX - 10/10)

- **9/11 vs. G.B.:** Had four receptions for a team-leading 75 yards (18.8 rec. avg.), including a game-long 38-yard catch in the third quarter
- **9/18 at S.D.:** Posted five receptions for 64 yards (12.8 rec. avg.)
- **9/25 vs. BAL:** Recorded four receptions for 40 yards
- **10/2 vs. IND:** Posted two receptions for 47 yards, including a 42-yard TD in the fourth quarter
- **10/16 at CHI:** Caught five passes for 74 yards (14.8 rec. avg.)
- **10/23 vs. OAK:** Caught four passes for 45 yards (11.3 avg.)
- **10/27 at TEN:** Led the team with seven receptions for 98 yards (14.0 rec. avg.) and one TD
- **11/6 at K.C.:** Started at WR before exiting the game with a concussion
- **11/13 vs. HOU:** Started at WR and had two receptions for 13 yards
- **11/20 at DET:** Started at WR and posted one reception for nine yards

### 2015 (w/ JAX - 15/15)

Finished his second NFL season setting career highs in receptions (64), receiving yards (1,030) and receiving TDs (10) ... Youngest undrafted player since the 1970 NFL merger to record 1,000-plus receiving yards and 10-plus receiving TDs in a single season ... Since 2005, one of only five undrafted NFL players to have recorded 1,000-plus receiving yards and 10-plus receiving TDs in a single season ... Became the fourth Jaguars player to post 1,000 receiving yards in a single season (**Jimmy Smith**, nine times; **Kennan McCardell**, four times; **Allen Robinson**, one time) ... Joins WR **Allen Robinson** (1,400) as the first Jaguars duo to each record 1,000-plus receiving yards in the same season since WR **Keenan McCardell** (1,110) and WR **Jimmy Smith** (1,373) in 2001 ... The first undrafted player age 24 or younger to post 1,000 receiving yards in a single season since DEN's **Steve Watson** (1,244) in 1981

- **9/27 at N.E.:** Had two receptions for 70 yards (35.0 avg.), including a 59-yard TD
- **10/4 at IND:** Recorded a career-high 11 receptions for his third career 100-yard game (116 yds.) and one TD
- **10/11 at T.B.:** Caught five passes for 116 yards (23.2 avg.) and one TD ... Became the third player in franchise history to register back-to-back games with at least 100 receiving yards and a TD ... Joins **Jimmy Smith** as the only players in franchise history to register back-to-back games with at least 100 receiving yards and a TD in two consecutive road games
- **10/25 vs. BUF:** Had two catches for 53 yards (26.5 rec. avg.), including the game-winning 31-yard TD reception with 2:16 remaining
- **11/8 at NYJ:** Had five receptions for 122 yards (24.4 rec. avg.) and one TD ... Along with teammate **Allen Robinson** (121 yards), marked the first time in Jaguars history that two players posted 120-plus receiving yards in a single game
- **11/15 at BAL:** Had five receptions for a team-high 62 yards (12.4 rec. avg.) and one TD
- **12/13 vs. IND:** Had three receptions for a team-high 105 yards and a career-long 80-yard TD reception in the third quarter, the third-longest reception in franchise history
- **12/27 at N.O.:** Surpassed 1,000 yards for the first time in his NFL career after registering eight receptions for 107 yards and a career-high-tying two TDs

### 2014 (w/ JAX - 16/8)

Started eight of 16 games as a rookie and produced a team-high six TDs, the most in franchise history by a rookie ... Registered 51 receptions for 677 yards, the second-most catches and yards by a Jaguars rookie ... Ranked fourth in NFL history among undrafted rookies in receptions, fifth in receiving yards and fourth in receiving TDs ... Ranked second on the club with 51 catches for 677 yards and a team-high six TDs which set a Jaguars rookie record ... Joined **Allen Robinson** (48-548) to become the first rookie duo in NFL history to register 48 or more receptions in a season

- **9/7 at PHI:** Started at WR in NFL debut and registered four catches for 110 yards and two TDs ... Became first player in NFL history to record two receiving TDs in the first quarter in his NFL debut, hooking up with **Chad Henne** from 34

and 21 yards ... Joined former Detroit WR **Charles Rogers** (Sept. 17, 2003 vs. Arizona) as only players in NFL history to score a TD on each of their first two receptions ... His 110 receiving yards were the most in franchise history by a WR in his first NFL game and fourth-most by a rookie in a game ... His 27.5-yard average per catch ranks fifth-highest in team history ... Finished the first quarter with three catches for 101 yards ... First undrafted rookie in team history to start in season-opener

- **9/28 at SD:** Finished with five catches for 68 yards (13.6 avg.), including a 44-yard reception in the second quarter that set up a Jaguars TD ... Marked his fourth reception of 30-plus yards
- **11/2 at CIN:** Recorded a career-high seven catches for 112 yards and matched his career-high with two TDs ... Had TD receptions of 40 and 18 yards ... Tied for the most receiving TDs by a Jaguars rookie with five through nine games
- **12/7 vs. HOU:** Totaled 36 yards on five receptions including a four-yard TD pass from QB **Blake Bortles** in the first quarter ... Has the most touchdown receptions in team history by a rookie wide receiver

### COLLEGE (at Miami, 2010-13)

- Concluded career ranked seventh in school history with 121 receptions and 1,891 yards
- Played in all 13 games as a senior, making 11 starts
- Named the 2013 Jack Harding Team Most Valuable Player, given annually to the school's top performer
- Set single-season school record for receiving yards (1,162), breaking mark previously held by WR **Leonard Hankerson**
- Set career-high in receptions (nine) and yards (173) in a 41-31 victory at Pittsburgh
- Became fourth Hurricane with 1,000-yard receiving season, joining **Eddie Brown** (1984), **Andre Johnson** (2002) and **Leonard Hankerson** (2010)

### PERSONAL

- Attended Carol City (Miami, Fla.) High School where was ranked as a three-star recruit by Rivals.com
- As a senior, caught six passes for 110 yards before getting injured for the year
- Full name is Allen Bernard Hurns
- Twitter handle is @A1Hurns

REGULAR SEASON CAREER STATISTICS							
YEAR	TEAM	GP/GS	RECS	YDS	AVG.	LG	TD
2014	JAX	16/8	51	677	13.3	63t	6
2015	JAX	15/15	64	1,031	16.1	80t	10
2016	JAX	10/10	34	465	13.7	42t	2
<b>NFL totals: 2 yrs.</b>		<b>41/33</b>	<b>149</b>	<b>2,173</b>	<b>14.6</b>	<b>80t</b>	<b>18</b>

CAREER HIGHS		
	GAME	SEASON
<b>Receptions:</b>	11 (10/4/15 at IND)	64 (2015)
<b>Receiving yards:</b>	122 (11/8/15 at NYJ)	1,031 (2015)
<b>Longest reception:</b>	80t (12/13/15 vs. IND)	80t (2015)
<b>Receiving touchdowns:</b>	2 (three times, last: 12/27/15 at N.O.)	10 (2015)

2016 GAME-BY-GAME STATISTICS							
DATE	OPP	RECS	YDS	AVG.	LG	TD	
09/11	vs. Green Bay	4	75	18.8	38	0	
09/18	at San Diego	5	64	12.8	24	0	
09/25	vs. Baltimore	4	40	10.0	17	0	
10/02	vs. Indianapolis	2	47	23.5	42t	1	
BYE WEEK							
10/16	at Chicago	5	74	14.8	29	0	
10/23	vs. Oakland	4	45	11.3	22	0	
10/27	at Tennessee	7	98	14.0	31	1	
11/06	at Kansas City	0	0	0.0	0	0	
11/13	vs. Houston	2	13	6.5	11	0	
11/20	at Detroit	1	9	9.0	9	0	
11/27	at Buffalo						
12/04	vs. Denver						
12/11	vs. Minnesota						
12/18	at Houston						
12/24	vs. Tennessee						
01/01	at Indianapolis						
<b>2016 totals:</b>		<b>34</b>	<b>465</b>	<b>13.7</b>	<b>42t</b>	<b>2</b>	

# PLAYER BIOS



## 2015 GAME-BY-GAME STATISTICS

DATE	GAME	RECs	YDS	AVG.	LG	TD
09/13	vs. Carolina	5	60	12.0	24	0
09/20	vs. Miami	4	68	17.0	24	0
09/27	at New England	2	70	35.0	59t	1
10/04	at Indianapolis	11	116	10.5	26	1
10/11	at Tampa Bay	5	116	23.2	59	1
10/18	vs. Houston	2	30	15.0	19	1
10/25	vs. Buffalo	2	53	26.5	31t	1
	BYE WEEK					
11/08	at N.Y. Jets	5	122	24.4	30t	1
11/15	at Baltimore	5	62	12.4	21	1
11/19	vs. Tennessee	3	19	6.3	7	0
11/29	vs. San Diego	4	42	10.5	29	0
12/06	at Tennessee			ina		
12/13	vs. Indianapolis	3	105	35.0	80t	1
12/20	vs. Atlanta	2	44	22.0	22	0
12/27	at New Orleans	8	107	13.4	24	2
01/03	at Houston	3	17	5.7	6	0
<b>2015 totals:</b>		<b>64</b>	<b>1,031</b>	<b>16.1</b>	<b>80t</b>	<b>10</b>



## 2014 GAME-BY-GAME STATISTICS

DATE	GAME	RECs	YDS	AVG.	LG	TD
09/07	at Philadelphia	4	110	27.5	46	2
09/14	at Washington	2	13	6.5	10	0
09/21	vs. Indianapolis	1	63	63.0	63t	1
09/28	at San Diego	5	68	13.6	44	0
10/05	vs. Pittsburgh	4	26	6.5	9	0
10/12	at Tennessee	2	18	9.0	10	0
10/19	vs. Cleveland	1	7	7.0	7	0
10/26	vs. Miami	3	49	16.3	20	0
11/02	at Cincinnati	7	112	16.0	40t	2
11/09	vs. Dallas	1	9	9.0	9	0
	BYE WEEK					
11/23	at Indianapolis	1	13	13.0	13	0
11/30	vs. N.Y. Giants	4	42	10.5	14	0
12/07	vs. Houston	5	36	7.2	16	1
12/14	at Baltimore	6	70	11.7	27	0
12/18	vs. Tennessee	3	26	8.7	15	0
12/28	at Houston	2	15	7.5	10	0
<b>2014 totals:</b>		<b>51</b>	<b>677</b>	<b>13.3</b>	<b>63t</b>	<b>6</b>



# PLAYER BIOS

33

## CHRIS IVORY

**RUNNING BACK**  
6-0 222 LBS.  
TIFFIN UNIVERSITY  
BORN MARCH 22, 1988  
LONGVIEW, TEXAS  
ACQ: UFA (N.Y. JETS) 2016  
EXP: 7TH YEAR



- **1/1 vs. CAR:** Ran 19 times for 127 yards and one touchdown

### 2010 (w/ N.O. - 12/3)

Appeared in 12 games with three starts and led the team in rushing, carrying 137 times for 716 yards (5.2 rush avg.) with five touchdowns ... Ranked fourth in the NFL in yards per carry and second among rookies in rushing yardage ... Named an All-Rookie by The Sporting News and Pro Football Weekly/Pro Football Writers of America

- **10/17 at T.B.:** Rushed 15 times for 158 yards (10.5 rush avg.)
- **11/25 at DAL:** Registered two touchdowns as he rushed seven times for 38 yards
- **12/5 at CIN:** Carried 15 times for 117 yards (7.8 rush avg.) with two touchdowns

### COLLEGE (at Washington State, 2006-08; at Tiffin University, 2009-10)

- As a senior, carried 39 times for 223 yards in five games before suffering season-ending knee injury
- Appeared in 22 games over three seasons at Washington State, rushing for 534 yards on 91 attempts (5.9 rush avg.) and four touchdowns

### Personal

- Earned three letters in football for head coach John King and two in track and field at Longview (Texas) H.S.
- Led football team to district title all three seasons
- Named best fullback by 5ATexasFootball.com and was a unanimous first-team All-District 12 5A selection
- Parents are Kenny and Judy Gilliland
- Twitter handle is @ivory33

### TRANSACTIONS

Originally signed by New Orleans as an undrafted rookie free agent on 5/3/10 ... Acquired by the N.Y. Jets in exchange for a fourth-round 2013 draft choice on 4/26/13 ... Signed by Jacksonville as an undrafted free agent on 3/10/15

### PRO (Games played/started - 78/37, 2/0)

- Seventh-year RB has spent time with New Orleans, N.Y. Jets and Jacksonville

### 2016 (w/ JAX - 8/0)

- **9/11 vs. G.B.:** Inactive
- **9/18 at S.D.:** Inactive
- **9/25 vs. BAL:** Made his Jaguars debut, rushing 12 times for 14 yards
- **10/2 vs. IND:** Rushed eight times for 29 yards (3.6 avg.)
- **10/16 at CHI:** Rushed 11 times for 32 yards (2.9 avg.) and his first TD as a Jaguar
- **10/23 vs. OAK:** Rushed five times for 48 yards (9.6 avg.) including a team- and season-long rush of 42 yards and caught two passes for three yards
- **10/27 at TEN:** Rushed four times for six yards and had one reception for six yards
- **11/6 at K.C.:** Rushed 18 times for 107 yards (5.9 rush avg.), including a 42-yard run in the first quarter
- **11/13 vs. HOU:** Rushed nine times for 31 yards (3.4 rush avg.) and had two receptions for 10 yards
- **11/20 at DET:** Rushed 17 times for 39 yards (2.3 rush avg.) and tallied a career-high six receptions for 75 yards (12.5 rec. avg.)

### 2015 (w/ NYJ - 15/14)

Started 14 of 15 games played and set career highs in carries (247), rushing yards (1,070), rushing touchdowns (seven), 100-yard rushing performances in a season (three), receptions (39) and receiving yards (217)

- **9/13 vs. CLE:** Recorded 20 carries for 91 yards (4.6 rush avg.) and two touchdowns, his fourth career multi-touchdown performance
- **10/4 at MIA:** Rushed for a career-high 166 yards and one TD for the seventh 100-yard game of his career
- **10/18 vs. WAS:** Established a career high in scrimmage yards (196) after registering 146 yards on 20 carries and 50 yards on three receptions ... Recorded back-to-back 100-yard rushing performances for the first time in his career
- **10/25 at N.E.:** Recorded the second receiving touchdown of his career, a nine-yard pass from QB **Ryan Fitzpatrick** in the third quarter
- **11/8 vs. JAX:** Registered the fifth multi-touchdown game for his career, rushing for a pair of one-yard touchdowns

### 2014 (w/ NYJ - 16/10)

Registered a team-high 821 rushing yards on 198 carries (4.1 rush avg) and six touchdowns ... Added 18 receptions for 123 yards (6.8 rec. avg.)

- **9/7 vs. OAK:** Gained 102 yards on 10 carries (10.2 rush avg.), including a career-long 71-yard touchdown in the fourth quarter
- **12/1 vs. MIA:** Ran for 62 yards on 16 carries (3.9 rush avg.) and helped team run for 277 yards, the eighth-highest output in Jets history
- **12/28 at MIA:** Registered the first receiving touchdown of his career on an eight-yard pass

### 2013 (w/ NYJ - 15/6)

Rushed for 833 yards on 182 rushes (4.6 rush avg.) and three touchdowns, and caught two passes for 10 yards (5.0 rec. avg.)

- **10/20 vs. N.E.:** Voted FedEx Ground NFL Player of the Week after rushing 34 times for 104 yards
- **11/3 vs. N.O.:** Finished with 139 rushing yards on 18 carries (7.7 rush avg.)
- **12/22 vs. CLE:** Finished with 20 carries for 109 yards (5.5 rush avg.)

### 2012 (w/ N.O. - 6/2)

Played in six games with two starts, rushing for 217 yards on 40 attempts (5.4 rush avg.) and two touchdowns ... Added two receptions for 15 yards (7.5 rec. avg.)

- **11/5 vs. PHI:** Gained 48 rushing yards on 10 carries (4.8 rush avg.) and added a 22-yard touchdown run
- **11/11 vs. ATL:** Carried seven times for 72 yards (10.3 rush avg.) and scored on a 56-yard run

### 2011 (w/ N.O. - 6/2, 2/0)

Spent the first seven weeks of the season on the Physically Unable to Perform list recovering from foot and sports hernia surgeries ... Played in six games and had 79 rushes for 374 yards (4.7 rush avg.) and one touchdown ... Played in both postseason games and rushed 22 times for 70 yards (3.2 rush avg.)

### REGULAR SEASON CAREER STATISTICS

YEAR	TEAM	GP/GS	RUSHING					RECEIVING				
			NO	YDS	AVG	LG	TD	NO	YDS	AVG	LG	TD
2010	N.O.	12/3	137	716	5.2	55t	5	1	17	17.0	17	0
2011	N.O.	6/2	79	374	4.7	35t	1	0	0	0.0	0	0
2012	N.O.	6/2	40	217	5.4	56t	2	2	15	7.5	13	0
2013	NYJ	15/6	182	833	4.6	69	3	2	10	5.0	12	0
2014	NYJ	16/10	198	821	4.1	71t	6	18	123	6.8	23	1
2015	NYJ	15/14	247	1070	4.3	58	7	30	217	7.2	36	1
2016	JAX	8/0	84	306	3.6	42	1	15	106	7.1	22	0
<b>NFL totals: 7 yrs. 78/37</b>			<b>967</b>	<b>4,337</b>	<b>4.5</b>	<b>71t</b>	<b>25</b>	<b>68</b>	<b>488</b>	<b>7.2</b>	<b>36</b>	<b>2</b>

### POSTSEASON CAREER STATISTICS

YEAR	TEAM	GP/GS	RUSHING					RECEIVING				
			NO	YDS	AVG	LG	TD	NO	YDS	AVG	LG	TD
2011	N.O.	2/0	22	70	3.2	19	0	0	0	0.0	0	0
<b>NFL totals: 7 yrs. 2/0</b>			<b>22</b>	<b>70</b>	<b>3.2</b>	<b>19</b>	<b>0</b>	<b>0</b>	<b>0</b>	<b>0.0</b>	<b>0</b>	<b>0</b>

### CAREER HIGHS

	GAME	SEASON
<b>Rushing attempts:</b>	34 (10/20/13 vs. New England)	247 (2015)
<b>Rushing yards:</b>	166 (10/4/15 at Miami)	1,070 (2015)
<b>Longest rush:</b>	71 (9/7/14 vs. Oakland)	71 (2014)
<b>Rushing touchdowns:</b>	2 (three times, last: 10/26/14 vs. Buffalo)	7 (2015)
<b>Receptions:</b>	6 (11/20/16 at Detroit)	30 (2015)
<b>Receiving yards:</b>	75 (11/20/16 at Detroit)	217 (2015)
<b>Receiving touchdowns:</b>	1 (two times, last: 10/25/15 at New England)	14 (2015)

### 2016 GAME-BY-GAME STATISTICS

DATE	GAME	RUSHING					RECEIVING				
		NO	YDS	AVG	LG	TD	NO	YDS	AVG	LG	TD
09/11	vs. Green Bay										
09/18	at San Diego										
09/25	vs. Baltimore										
10/02	vs. Indianapolis	12	14	1.2	4	0	1	9	9.0	9	0
	BYE WEEK										
10/16	at Chicago	11	32	2.9	9	1	2	3	1.5	2	0
10/23	vs. Oakland	5	48	9.6	42	0	2	3	1.5	3	0
10/27	at Tennessee	4	6	1.5	4	0	1	6	6.0	6	0
11/06	at Kansas City	18	107	5.9	42	0	1	0	0.0	0	0
11/13	vs. Houston	9	31	3.4	13	0	2	10	5.0	8	0
11/20	at Detroit	17	39	2.3	8	0	6	75	12.5	22	0
11/27	at Buffalo										
12/04	vs. Denver										
12/11	vs. Minnesota										
12/18	at Houston										
12/24	vs. Tennessee										
01/01	at Indianapolis										
<b>2016 totals:</b>		<b>84</b>	<b>306</b>	<b>3.6</b>	<b>42</b>	<b>1</b>	<b>15</b>	<b>106</b>	<b>7.1</b>	<b>22</b>	<b>0</b>





# PLAYER BIOS

44

## MYLES JACK

LINEBACKER  
6-1 245 LBS.

UCLA  
BORN SEPTEMBER 3, 1995  
SCOTTSDALE, ARIZONA

ACQ: 2ND ROUND OF 2016 DRAFT (36TH)

EXP: ROOKIE



### TRANSACTIONS

• Originally drafted by Jacksonville in the second round (36th overall) of the 2016 draft on choice obtained from Baltimore for Jaguars' second (38th overall)- and fifth (146th overall)-round choices

### PRO (Games played/started - 10/6)

Made his NFL and Jaguars debut in the team's season opener in 2016

### 2016 (w/ JAX - 10/6)

- **9/11 vs. G.B.:** Played in 12 snaps on special teams in NFL and team debut
- **9/18 at S.D.:** Saw action at LB, making two solo tackles, and on special teams
- **9/25 vs. BAL:** Saw action on special teams
- **10/2 vs. IND:** Earned his first career start at OTTO and made four tackles (three solo) and one pass defended
- **10/16 at CHI:** Started at OTTO and made one solo tackle
- **10/23 vs. OAK:** Started at OTTO and recorded one solo tackle and saw time on special teams
- **10/27 at TEN:** Started at OTTO and saw action on special teams
- **11/6 at K.C.:** Started at OTTO and made one solo tackle
- **11/13 vs. HOU:** Started at OTTO and made two solo tackles, including one special teams tackle
- **11/20 at DET:** Saw action at OTTO and posted three tackles (two solo), including one tackle for loss

### COLLEGE (at UCLA, 2013-15)

As a junior, started in all three games he played before injuring his knee in practice ... Registered 15 tackles ... Starter in all 13 games at LB and named second-team all-conference ... Finished second on the team with 88 tackles, 8.0 for loss, and seven passes defended ... As a freshman, saw action in all 13 games with 12 starts, 11 at LB and one at RB ... Finalist for the Paul Hornung Award as the nation's most versatile player ... Named first-team All-America by Athlon Sports as an all-purpose player and honorable mention All-America by SI.com ... First-team Freshman All-America selection by Sporting News ... Named both offensive and defensive freshman of the year in the Pac-12 by coaches ... Earned second-team All-Pac-12 honors ... His 75 tackles ranked fifth on the team and as the second-most ever by a true freshman ... Led team with 11 passes defended ... Scored seven rushing touchdowns on the season (second on the school's freshman list behind DeShaun Foster in 1998) ... Earned a spot on the Athletic Director's Academic Honor Roll in 2013 Fall and 2014 Winter quarters

### PERSONAL

- A four-star recruit from Bellevue (Wash.) High School, according to both scout.com and rivals.com
- Ranked as the nation's No. 4 OLB and No. 1 in the west
- Also played running back in high school for an offense that averaged more than 46 points per game his senior season
- Selected to play in the U.S. Army All-American game, where he posted five tackles
- Earned letters in track (three) and basketball (one)
- Son of H. David Jack and La Sonjia (Fisher) Jack
- Has one brother, Jahlen
- Twitter handle is @MylesJack

### REGULAR SEASON CAREER STATISTICS

YEAR	TEAM	GP/GS	TKL	SOLO	ASST	SACKS	FF	FR	PD	TFL
2016	JAX	10/6	14	12	2	0.0	0	0	1	1
NFL totals: 1 yr.		10/6	14	12	2	0.0	0	0	1	1

### 2016 GAME-BY-GAME STATISTICS

DATE	OPP	TKL	SOLO	ASST	ST	SACKS	FF	FR	PD	TFL
09/11	vs. Green Bay	0	0	0	0	0.0	0	0	0	0
09/18	at San Diego	2	2	0	0	0.0	0	0	0	0
09/25	vs. Baltimore	0	0	0	0	0.0	0	0	0	0
10/02	vs. Indianapolis	4	3	1	0	0.0	0	0	1	0
BYE WEEK										
10/16	at Chicago	1	1	0	0	0.0	0	0	0	0
10/23	vs. Oakland	1	1	0	0	0.0	0	0	0	0
10/27	at Tennessee	0	0	0	0	0.0	0	0	0	0
11/06	at Kansas City	1	1	0	0	0.0	0	0	0	0
11/13	vs. Houston	2	2	0	0	0.0	0	0	0	0
11/20	at Detroit	3	2	1	0	0.0	0	0	0	1
11/27	at Buffalo									
12/04	vs. Denver									
12/11	vs. Minnesota									
12/18	at Houston									
12/24	vs. Tennessee									
01/01	at Indianapolis									
<b>2016 totals:</b>		<b>14</b>	<b>12</b>	<b>2</b>	<b>0</b>	<b>0.0</b>	<b>0</b>	<b>0</b>	<b>1</b>	<b>1</b>

# PLAYER BIOS

90

## MALIK JACKSON

### DEFENSIVE LINEMAN

6-5 293 LBS.


TENNESSEE

BORN JANUARY 11, 1990

VAN NUYS, CALIFORNIA

ACQ: UFA (DENVER) 2016

EXP: 5TH YEAR



### TRANSACTIONS

Originally selected by Denver in the fifth round (137th overall) of the 2012 NFL Draft ... Signed by Jacksonville as an unrestricted free agent on 3/10/16

### PRO (Games played/started - 72/34, 8/7)

- Fifth-year defensive lineman joined the Jaguars after spending four years in Denver
- Has played in 72 regular season games (34 starts) and eight playoff contests (seven starts) during his first four years with the Broncos
- Has recorded 21 tackles (16 solo), two passes defended, two forced fumbles, one sack and one fumble recovery in eight playoff games

### 2016 (w/ JAX - 10/10)

- **9/11 vs. G.B.:** Started at DT in his Jaguars debut
- **9/18 at S.D.:** Started at DT and made two tackles (one solo)
- **9/25 vs. BAL:** Registered his first sack of the season and first sack as a Jaguar
- **10/2 vs. IND:** Posted a season-high five solo tackles, including one tackle for loss, and one pass defended
- **10/16 at CHI:** Started at DT and made three tackles, including one tackle for loss
- **10/23 vs. OAK:** Started at DT and recorded one quarterback hit
- **10/27 at TEN:** Started at DT
- **11/6 at K.C.:** Started at DT, making one tackle and was credited with 0.5 sack
- **11/13 vs. HOU:** Started at DT and made four solo tackles
- **11/20 at DET:** Started at DT and tallied two tackles (one solo) and one sack

### 2015 (w/ DEN - 16/16, 3/3)

Started all 16 games for the first time in his career, finishing with a career-high 45 tackles (34 solo), 5.0 sacks and a career-best seven passes defended ... Started all three of Denver's postseason contests and tallied nine tackles (eight solo) and a fumble recovery for a TD in Super Bowl 50

- **9/17 vs. K.C.:** Finished with three tackles, one sack and one pass defended that led to CB **Chris Harris Jr.**'s interception at the Broncos' 10-yard line
- **9/27 at DET:** Posted three tackles, one fumble recovery and 0.5 sacks
- **10/11 at OAK:** Registered six tackles (five solo) and one sack
- **10/18 at CLE:** Posted four tackles (three solo), two tackles for loss and one sack
- **12/20 at PIT:** Tallied five tackles (four solo) and 1.5 sacks
- **2/7 vs. CAR (Super Bowl 50):** Recorded five tackles (five solo) and recovered a fumble in the end zone, marking the seventh fumble recovery for a touchdown in Super Bowl history

### 2014 (w/ DEN - 16/3, 1/1)

Played all 16 games for the second consecutive season and totaled 42 tackles (33 solo), four passes defended, three sacks and one forced fumble ... Was part of a rushing defense that allowed just 79.8 rushing yards per game, the lowest single-season figure in team history and the NFL's second-best mark in 2014

- **9/7 vs. IND:** Posted two tackles (one solo) and 0.5 sacks in season opener
- **10/5 vs. ARI:** Had two tackles (one solo) and 0.5 sacks
- **12/7 vs. BUF:** Tallied a season-high six tackles (six solo) and one sack
- **1/11 vs. IND:** Posted four tackles (one solo) in AFC Divisional Playoff Game

### 2013 (w/ DEN - 16/5, 3/3)

Played all 16 regular season games (five starts) and led Denver's defensive line with 42 tackles ... Ranked second on the team with six sacks and led the team with 11 tackles for loss ... Added four passes defended and one forced fumble ... Started in all three postseason games for the Broncos and made eight tackles (seven solo), one sack and two passes defended

- **9/23 vs. OAK:** Recorded his first career sack, splitting it with LB **Wesley Woodyard**
- **10/13 vs. JAX:** Posted a season-high seven tackles (five solo), two sacks and one pass defended
- **12/1 at K.C.:** Made his first NFL start ... Forced his first career fumble while adding two solo tackles
- **1/12 vs. S.D.:** Made his first postseason start and registered three tackles and one sack in team's AFC Divisional Playoff Game

### 2012 (w/ DEN - 14/0, 1/0)

Played 14 games as a rookie and totaled five tackles (three solo)

### COLLEGE (at Southern California, 2008-09; at Tennessee, 2010-11)

- Played 46 games (24 starts) at Southern California and Tennessee and made 136 tackles (67 solo), 13 sacks, four forced fumbles and one fumble recovery
- Earned first-team All-SEC as a senior and second-team all-conference as a junior

- As a senior, led the Volunteers in tackles for loss (11) and sacks (2.5)
- Saw action in 21 games as a reserve defensive lineman at USC and recorded 22 tackles (15 solo), 5.5 sacks and two forced fumbles

### PERSONAL

- Made 103 tackles and 14.5 sacks at Birmingham High School in Van Nuys, Calif.
- Helped lead Birmingham to the 2006 Los Angeles City title with 10.5 sacks as a junior
- Twin brother, Marquis, was all-conference DE for Texas Southern University from 2010-11
- Twitter handle is @TheMalikJackson



### REGULAR SEASON CAREER STATISTICS

YEAR	TEAM	GP/GS	TKL	SOLO	ASST	SACKS	FF	FR	PD
2012	DEN	14/0	5	3	2	0.0	0	0	0
2013	DEN	16/5	42	30	12	6.0	1	0	4
2014	DEN	16/3	42	33	9	3.0	1	0	4
2015	DEN	16/16	45	34	11	5.0	0	2	7
2016	JAX	10/10	17	14	3	2.5	0	0	1
<b>NFL totals: 5 yrs.</b>		<b>72/34</b>	<b>151</b>	<b>114</b>	<b>37</b>	<b>16.5</b>	<b>2</b>	<b>2</b>	<b>16</b>



### POSTSEASON CAREER STATISTICS

YEAR	TEAM	GP/GS	TKL	SOLO	ASST	SACKS	FF	FR	PD
2012	DEN	1/0	0	0	0	0.0	0	0	0
2013	DEN	3/3	8	7	1	1.0	0	0	2
2014	DEN	1/1	4	1	3	0.0	0	0	0
2015	DEN	3/3	9	8	1	0.0	0	1	0
<b>NFL totals: 4 yrs.</b>		<b>8/7</b>	<b>21</b>	<b>16</b>	<b>5</b>	<b>1.0</b>	<b>0</b>	<b>1</b>	<b>2</b>



### CAREER HIGHS

	GAME	SEASON
<b>Tackles:</b>	7 (10/13/13 vs. Jacksonville)	45 (2015)
<b>Sacks:</b>	2.0 (10/13/13 vs. Jacksonville)	6.0 (2013)
<b>Forced fumbles:</b>	1 (twice, last: 11/9/14 at Oakland)	1 (2013 & 2014)
<b>Fumble recoveries:</b>	1 (twice, last: 11/22/15 at Chicago)	2 (2015)
<b>Passes defended:</b>	2 (six times, last: 12/13/15 vs. Oakland)	7 (2015)



### 2016 GAME-BY-GAME STATISTICS

DATE	OPP	TKL	SOLO	ASST	SACKS	FF	FR	PD	TFL
09/11	vs. Green Bay	0	0	0	0.0	0	0	0	0
09/18	at San Diego	2	1	1	0.0	0	0	0	0
09/25	vs. Baltimore	2	2	0	1.0	0	0	0	1
10/02	vs. Indianapolis	5	5	0	0.0	0	0	1	1
BYE WEEK									
10/16	at Chicago	3	3	0	0.0	0	0	0	1
10/23	vs. Oakland	0	0	0	0.0	0	0	0	0
10/27	at Tennessee	0	0	0	0.0	0	0	0	0
11/06	at Kansas City	1	0	1	0.5	0	0	0	0
11/13	vs. Houston	2	2	0	0.0	0	0	0	0
11/20	at Detroit	2	1	1	1.0	0	0	0	1
11/27	at Buffalo								
12/04	vs. Denver								
12/11	vs. Minnesota								
12/18	at Houston								
12/24	vs. Tennessee								
01/01	at Indianapolis								
<b>2016 totals:</b>		<b>17</b>	<b>14</b>	<b>3</b>	<b>2.5</b>	<b>0</b>	<b>0</b>	<b>1</b>	<b>4</b>

# PLAYER BIOS



## 2015 GAME-BY-GAME STATISTICS

DATE	OPP.	TKL	SOLO	ASST	SACKS	FF	FR	PD
09/13	vs. Baltimore	3	0	3	0.0	0	0	0
09/17	at Kansas City	3	0	3	1.0	0	0	0
09/27	at Detroit	2	1	1	0.5	0	1	0
10/04	vs. Minnesota	2	1	1	0.0	0	0	0
10/11	at Oakland	6	5	1	1.0	0	0	0
10/18	at Cleveland	4	3	1	1.0	0	0	0
11/01	vs. Green Bay	2	1	1	0.0	0	0	1
11/08	at Indianapolis	5	3	2	0.0	0	0	2
11/15	vs. Kansas City	3	3	0	0.0	0	0	0
11/22	at Chicago	0	0	0	0.0	0	1	0
11/29	vs. New England	1	0	1	0.0	0	0	0
12/06	at San Diego	2	2	0	0.0	0	0	2
12/13	vs. Oakland	2	2	0	0.0	0	0	2
12/20	at Pittsburgh	5	3	2	1.5	0	0	0
12/28	vs. Cincinnati	3	2	1	0.0	0	0	0
01/03	vs. San Diego	2	2	0	0.0	0	0	0
<b>2015 totals:</b>		<b>45</b>	<b>34</b>	<b>11</b>	<b>5.0</b>	<b>0</b>	<b>2</b>	<b>7</b>
01/17	vs. Pittsburgh	2	1	1	0.0	0	0	0
01/24	vs. New England	2	2	0	0.0	0	0	0
02/07	vs. Carolina	5	5	0	0.0	0	1	0
<b>Postseason totals:</b>		<b>9</b>	<b>8</b>	<b>1</b>	<b>0.0</b>	<b>0</b>	<b>1</b>	<b>0</b>



## 2014 GAME-BY-GAME STATISTICS

DATE	OPP.	TKL	SOLO	ASST	SACKS	FF	FR	PD
09/07	vs. Indianapolis	2	1	1	0.5	0	0	0
09/14	vs. Kansas City	1	1	0	0.0	0	0	0
09/21	at Seattle	5	0	5	0.0	0	0	0
	BYE WEEK							
10/05	vs. Arizona	2	1	1	0.5	0	0	0
10/12	at N.Y. Jets	4	3	1	0.0	0	0	0
10/19	vs. San Francisco	1	1	0	1.0	0	0	0
10/23	vs. San Diego	1	1	0	1.0	0	0	0
11/02	at New England	2	1	1	0.0	0	0	0
11/09	at Oakland	1	1	0	0.0	1	0	0
11/16	at St. Louis	5	5	0	0.0	0	0	0
11/23	vs. Miami	3	3	0	0.0	0	0	0
11/30	at Kansas City	0	0	0	0.0	0	0	0
12/07	vs. Buffalo	6	6	0	1.0	0	0	0
12/14	at San Diego	2	2	0	0.0	0	0	2
12/22	at Cincinnati	5	5	0	0.0	0	0	0
12/28	vs. Oakland	2	2	0	0.0	0	0	2
<b>2014 Totals:</b>		<b>42</b>	<b>33</b>	<b>9</b>	<b>3.0</b>	<b>1</b>	<b>0</b>	<b>4</b>
01/11	vs. Indianapolis	4	1	3	0.0	0	0	0
<b>Postseason totals:</b>		<b>4</b>	<b>1</b>	<b>3</b>	<b>0.0</b>	<b>0</b>	<b>0</b>	<b>0</b>



## 2013 GAME-BY-GAME STATISTICS

DATE	OPP.	TKL	SOLO	ASST	SACKS	FF	FR	PD
09/05	vs. Baltimore	1	0	1	0.0	0	0	0
09/15	at N.Y. Giants	2	2	0	0.0	0	0	0
09/23	vs. Oakland	1	0	1	0.5	0	0	0
09/29	vs. Philadelphia	0	0	0	0.0	0	0	0
10/06	at Dallas	2	1	1	1.0	0	0	0
10/13	vs. Jacksonville	7	5	2	2.0	0	0	1
10/20	at Indianapolis	3	1	2	0.0	0	0	1
10/27	vs. Washington	1	1	0	0.0	0	0	0
11/10	at San Diego	3	1	2	0.5	0	0	2
11/17	vs. Kansas City	3	1	2	0.0	0	0	2
11/24	at New England	1	1	0	0.0	0	0	0
12/01	at Kansas City	2	2	0	0.0	1	0	0
12/08	vs. Tennessee	4	4	0	1.0	0	0	0
12/12	vs. San Diego	3	3	0	0.0	0	0	0
12/22	at Houston	5	4	1	0.0	0	0	0
12/29	at Oakland	4	4	0	1.0	0	0	0
<b>2013 Totals:</b>		<b>42</b>	<b>30</b>	<b>12</b>	<b>6.0</b>	<b>1</b>	<b>0</b>	<b>4</b>
01/12	vs. San Diego	3	3	0	1.0	0	0	0
01/19	vs. New England	0	0	0	0.0	0	0	1
02/02	vs. Seattle	5	4	1	0.0	0	0	1
<b>Postseason totals:</b>		<b>8</b>	<b>7</b>	<b>1</b>	<b>1.0</b>	<b>0</b>	<b>0</b>	<b>2</b>



## 2012 GAME-BY-GAME STATISTICS

DATE	OPP.	TKL	SOLO	ASST	SACKS	FF	FR	PD
09/09	vs. Pittsburgh				ina			
09/17	at Atlanta	0	0	0	0.0	0	0	0
09/23	vs. Houston	1	1	0	0.0	0	0	0
09/30	vs. Oakland	0	0	0	0.0	0	0	0
10/07	at New England	1	1	0	0.0	0	0	0
10/15	at San Diego				DNP			
	BYE WEEK							
10/28	vs. San Diego	0	0	0	0.0	0	0	0
11/04	at Cincinnati	0	0	0	0.0	0	0	0
11/11	at Carolina	1	1	0	0.0	0	0	0
11/18	vs. San Diego	0	0	0	0.0	0	0	0
11/25	at Kansas City	0	0	0	0.0	0	0	0
12/02	vs. Tampa Bay	0	0	0	0.0	0	0	0
12/06	at Oakland	0	0	0	0.0	0	0	0
12/16	at Baltimore	0	0	0	0.0	0	0	0
12/23	vs. Cleveland	1	0	1	0.0	0	0	0
12/30	vs. Kansas City	1	1	0	0.0	0	0	0
<b>2012 Totals:</b>		<b>42</b>	<b>30</b>	<b>12</b>	<b>6.0</b>	<b>1</b>	<b>0</b>	<b>4</b>
01/12	vs. Baltimore	1	0	1	0.0	0	0	0
<b>Postseason totals:</b>		<b>1</b>	<b>0</b>	<b>1</b>	<b>0.0</b>	<b>0</b>	<b>0</b>	<b>0</b>

# PLAYER BIOS

29

## JOSH JOHNSON



CORNERBACK  
5-10 200 LBS.

PURDUE  
BORN SEPTEMBER 10, 1990  
DADE CITY, FLORIDA  
ACQ: FREE AGENT 2016  
EXP: 1ST YEAR

### TRANSACTIONS

Originally signed with San Diego as an undrafted free agent on 4/27/13 ... Waived on 8/31/13 ... Signed by Jacksonville on 2/12/16

### PRO (Games Played/Started – 4/0)

- Spent training camp with the San Diego Chargers in 2013 after being signed as an undrafted free agent
- Played for the CFL's BC Lions from 2014-15, playing in 24 games and recording 100 tackles, 5.0 sacks, three INTs, three passes defended and two fumble recoveries

### 2016 (w/ JAX - 4/0)

- 9/11 vs. G.B.:** Inactive
- 9/18 at S.D.:** Made his Jaguars debut and saw action on special teams
- 9/25 vs. BAL:** Saw action on special teams and two snaps at CB
- 10/2 vs. IND:** Played a season-high 48 snaps at CB and tallied five tackles (three solo), including his first career 0.5 sack ... With 1:42 remaining in the fourth quarter, broke up QB **Andrew Luck**'s attempt to TE **Dwayne Allen** on fourth-and-one to force a turnover on downs
- 10/16 at CHI:** Inactive
- 10/23 vs. OAK:** Inactive
- 10/27 at TEN:** Inactive
- 11/6 at K.C.:** Saw action on special teams
- 11/13 vs. HOU:** Inactive
- 11/20 at DET:** Inactive

### COLLEGE (at Purdue, 2009-12)

- Played in 49 games over his four-year career, totaling 182 tackles and six interceptions
- Recorded 31 passes defended, including a team-high 16 during his senior season.

### PERSONAL

- Given name is Joshua Lutrail Johnson
- Organizational leadership and supervision major
- Nickname is "Jay Jay"
- Twitter handle is @jjohnson28FLA

### REGULAR SEASON CAREER STATISTICS

YEAR	TEAM	GP/GS	TKL	SOLO	ASST	SACKS	FF	FR	PD	INT
2016	JAX	4/0	5	3	2	0.5	0	0	1	0
<b>NFL totals: 1 yr.</b>		<b>4/0</b>	<b>5</b>	<b>3</b>	<b>3</b>	<b>0.5</b>	<b>0</b>	<b>0</b>	<b>1</b>	<b>0</b>

### 2016 GAME-BY-GAME STATISTICS

DATE	OPP	TKL	SOLO	ASST	SACKS	FF	FR	PD	INT
09/11	vs. Green Bay				ina				
09/18	at San Diego	0	0	0	0.0	0	0	0	0
09/25	vs. Baltimore	0	0	0	0.0	0	0	0	0
10/02	vs. Indianapolis	5	3	2	0.5	0	0	1	0
	BYE WEEK								
10/16	at Chicago				ina				
10/23	vs. Oakland				ina				
10/27	at Tennessee				ina				
11/06	at Kansas City	0	0	0	0.0	0	0	0	0
11/13	vs. Houston				ina				
11/20	at Detroit				ina				
11/27	at Buffalo								
12/04	vs. Denver								
12/11	vs. Minnesota								
12/18	at Houston								
12/24	vs. Tennessee								
01/01	at Indianapolis								
<b>2016 totals:</b>		<b>5</b>	<b>3</b>	<b>2</b>	<b>0.5</b>	<b>0</b>	<b>0</b>	<b>1</b>	<b>0</b>



# PLAYER BIOS

95

## ABRY JONES



DEFENSIVE TACKLE

6-4 320 LBS.

GEORGIA

BORN SEPTEMBER 8, 1991

WARNER ROBINS, GEORGIA

ACQ: ROOKIE FREE AGENT 2013

EXP: 4TH YEAR

### TRANSACTIONS

Originally signed by Jacksonville as an undrafted rookie on 4/27/13 ... Placed on injured reserve on 1/1/16

### PRO (Games played/started - 49/6)

- Earned roster spot as an undrafted rookie in 2013
- Played in all 16 games in 2014

### 2016 (w/ JAX - 10/4)

- **9/11 vs. G.B.:** Played five snaps at DT and 17 on special teams
- **9/18 at S.D.:** Saw action at DT and made one tackle
- **9/25 vs. BAL:** Saw action at DT and on special teams
- **10/2 vs. IND:** Saw action at DT and made two tackles (one solo)
- **10/16 at CHI:** Saw action at DT, making two solo tackles, including one tackle for loss
- **10/23 vs. OAK:** Totaled three solo tackles, including one tackle for a loss
- **10/27 at TEN:** Started at DT and had three tackles (two solo)
- **11/6 at K.C.:** Started at DT and made two solo tackles
- **11/13 vs. HOU:** Started at DT and made two solo tackles
- **11/20 at DET:** Started at DT and made five tackles (four solo), including one tackle for loss and one pass defended

### 2015 (w/ JAX - 15/0)

Played in 15 games before being placed on the team's injured reserve list for the final regular season game ... Totaled 16 tackles (seven solo), 2.0 sacks, one forced fumble and one fumble recovery

- **10/4 at IND:** Saw action at DT and special teams, and recorded his first career fumble recovery
- **10/11 at T.B.:** Made five tackles (three solo), including two tackles for loss and recorded one pass defended
- **10/25 vs. BUF:** Made one tackle (one solo), including one sack
- **11/15 at BAL:** Made four tackles (one solo), including a sack-fumble that was recovered by DT **Tyson Alualu**

### 2014 (w/ JAX - 16/2)

Played in all 16 games for the first time in his career and registered a career-best 39 tackles (23 solo), three sacks, four tackles for loss, three quarterback hits and one forced fumble

- **10/5 vs. PIT:** Registered a career-high two sacks including a sack/forced fumble of QB **Ben Roethlisberger** early in the fourth quarter ... Also sacked Roethlisberger in the second quarter ... Added one QB pressure and one tackle for loss
- **10/19 vs. CLE:** Made three solo tackles, one QB hit and one tackle for loss ...
- **12/7 vs. HOU:** Saw action at DT and matched his season-high with four tackles (three solo)
- **12/18 vs. TEN:** Made first career start and totaled a career-high five tackles (three solo) along with one sack ... Sacked QB **Charlie Whitehurst** for a three-yard loss on the opening possession
- **12/28 at HOU:** Started for the second consecutive game and totaled three tackles (one solo)

### 2013 (w/ JAX - 8/0)

Played in eight games as a rookie after earning a roster spot as an undrafted free agent ... Totaled nine tackles, 0.5 sacks and one QB hit

- **10/6 at STL:** Made NFL debut on and saw action on defense
- **10/20 vs. SD:** Made first career tackle
- **12/22 vs. TEN:** Saw extensive action in DL rotation and posted a career-high four tackles (three solo), one QB hit and split a sack with LB **Paul Posluszny** in the first quarter
- **12/29 at IND:** Totaled two solo tackles in season-finale

### COLLEGE (at Georgia, 2009-12)

- Three-year letterman and appeared in 46 games, making 26 starts at DE and DT
- Career totals include 107 tackles (52 solo), 35 QB pressures, 13.5 tackles for a loss, 5.0 sacks and two forced fumbles
- Received the David Jacobs Award as a player who, by example, portray courage, spirit, character and determination
- Majored in communication studies

### PERSONAL

- Attended Northside (Ga.) High School
- USA Today All-USA second-team selection
- Twitter handle is @JUSTAB3

### REGULAR SEASON CAREER STATISTICS

YEAR	TEAM	GP/GS	TKL	SOLO	ASST	SACKS	FF	FR	PD	TFL
2013	JAX	8/0	9	8	1	0.5	0	0	0	0
2014	JAX	16/2	39	23	16	3.0	1	0	1	3
2015	JAX	15/0	16	7	9	2.0	1	1	2	3
2016	JAX	10/4	20	18	4	0.0	0	0	1	3
<b>NFL totals: 3 yrs.</b>		<b>49/6</b>	<b>84</b>	<b>56</b>	<b>30</b>	<b>5.5</b>	<b>2</b>	<b>1</b>	<b>4</b>	<b>9</b>

### CAREER HIGHS

	GAME	SEASON
<b>Tackles:</b>	5 (three times, last: 10/20/16 at DET)	39 (2014)
<b>Sacks:</b>	2.0 (10/5/14 vs. PIT)	3.0 (2014)
<b>Forced fumbles:</b>	1 (twice, last: 11/15/15 at BAL)	1 (2014 & 2015)
<b>Fumble recoveries:</b>	1 (10/4/15 at IND)	1 (2014)
<b>Passes defended:</b>	1 (four times, last: 10/20/16 at DET)	2 (2015)

### 2016 GAME-BY-GAME STATISTICS

DATE	OPP	TKL	SOLO	ASST	ST	SACKS	FF	FR	PD	TFL
09/11	vs. Green Bay	0	0	0	0	0.0	0	0	0	0
09/18	at San Diego	1	0	1	0	0.0	0	0	0	0
09/25	vs. Baltimore	0	0	0	0	0.0	0	0	0	0
10/02	vs. Indianapolis	2	1	1	0	0.0	0	0	0	0
BYE WEEK										
10/16	at Chicago	2	2	0	0	0.0	0	0	0	1
10/23	vs. Oakland	3	3	0	0	0.0	0	0	0	1
10/27	at Tennessee	3	2	1	0	0.0	0	0	0	0
11/06	at Kansas City	2	2	0	0	0.0	0	0	0	0
11/13	vs. Houston	2	2	0	0	0.0	0	0	0	0
11/20	at Detroit	5	4	1	9	0.0	0	0	1	1
11/27	at Buffalo									
12/04	vs. Denver									
12/11	vs. Minnesota									
12/18	at Houston									
12/24	vs. Tennessee									
01/01	at Indianapolis									
<b>2016 totals:</b>		<b>20</b>	<b>16</b>	<b>4</b>	<b>0</b>	<b>0.0</b>	<b>0</b>	<b>0</b>	<b>1</b>	<b>3</b>

### 2015 GAME-BY-GAME STATISTICS

DATE	GAME	TKL	SOLO	ASST	ST	SACKS	FF	FR	PD	TFL
09/13	vs. Carolina	0	0	0	0	0.0	0	0	0	0
09/20	vs. Miami	0	0	0	0	0.0	0	0	0	0
09/27	at New England	1	0	1	0	0.0	0	0	1	0
10/04	at Indianapolis	0	0	0	0	0.0	0	1	0	0
10/11	at Tampa Bay	5	3	2	0	0.0	0	0	1	2
10/18	vs. Houston	0	0	0	0	0.0	0	0	0	0
10/25	vs. Buffalo	1	1	0	0	1.0	0	0	0	1
11/1 BYE WEEK										
11/08	at N.Y. Jets	3	0	3	0	0.0	0	0	0	0
11/15	at Baltimore	4	1	3	0	1.0	1	0	0	0
11/19	vs. Tennessee	1	1	0	0	0.0	0	0	0	0
11/29	vs. San Diego	0	0	0	0	0.0	0	0	0	0
12/06	at Tennessee	0	0	0	0	0.0	0	0	0	0
12/13	vs. Indianapolis	0	0	0	0	0.0	0	0	0	0
12/20	vs. Atlanta	1	1	0	0	0.0	0	0	0	0
12/27	at New Orleans	0	0	0	0	0.0	0	0	0	0
01/03	at Houston					IR				
<b>2015 totals:</b>		<b>16</b>	<b>7</b>	<b>9</b>	<b>0</b>	<b>2.0</b>	<b>1</b>	<b>1</b>	<b>2</b>	<b>3</b>

### 2014 GAME-BY-GAME STATISTICS

DATE	GAME	TKL	SOLO	ASST	ST	SACKS	FF	FR	PD	TFL
09/07	at Philadelphia	0	0	0	0	0.0	0	0	0	0
09/14	at Washington	3	2	1	0	0.0	0	0	0	1
09/21	vs. Indianapolis	1	1	0	0	0.0	0	0	0	0
09/28	at San Diego	0	0	0	0	0.0	0	0	0	0
10/05	vs. Pittsburgh	4	4	0	0	2.0	1	0	0	0
10/12	at Tennessee	2	2	0	0	0.0	0	0	0	0
10/19	vs. Cleveland	3	3	0	0	0.0	0	0	0	1
10/26	vs. Miami	1	0	1	0	0.0	0	0	1	0
11/02	at Cincinnati	3	1	2	0	0.0	0	0	0	0
11/09	vs. Dallas	1	1	0	0	0.0	0	0	0	0
BYE WEEK										
11/23	at Indianapolis	3	1	2	0	0.0	0	0	0	0
11/30	vs. N.Y. Giants	3	1	2	0	0.0	0	0	0	0
12/07	vs. Houston	4	3	1	0	0.0	0	0	0	0
12/14	at Baltimore	3	0	3	0	0.0	0	0	0	0
12/18	vs. Tennessee	5	3	2	0	1.0	0	0	0	1
12/28	at Houston	3	1	2	0	0.0	0	0	0	0
<b>2014 totals:</b>		<b>39</b>	<b>23</b>	<b>16</b>	<b>0</b>	<b>3.0</b>	<b>1</b>	<b>0</b>	<b>1</b>	<b>3</b>

# PLAYER BIOS




## 2013 GAME-BY-GAME STATISTICS

DATE	GAME	TKL	SOLO	ASST	ST	SACKS	FF	FR	PD	TFL
09/08	vs. Kansas City					ina				
09/15	at Oakland					ina				
09/22	at Seattle					ina				
09/29	vs. Indianapolis					ina				
10/06	at St. Louis	0	0	0	0	0.0	0	0	0	0
10/13	at Denver	0	0	0	0	0.0	0	0	0	0
10/20	vs. San Diego	1	1	0	0	0.0	0	0	0	0
10/27	vs. San Francisco					ina				
	BYE WEEK									
11/10	at Tennessee					ina				
11/17	vs. Arizona					ina				
11/24	at Houston					ina				
12/01	at Cleveland	0	0	0	0	0.0	0	0	0	0
12/05	vs. Houston	1	1	0	0	0.0	0	0	0	0
12/15	vs. Buffalo	1	1	0	0	0.0	0	0	0	0
12/22	vs. Tennessee	4	3	1	0	0.5	0	0	0	0
12/29	at Indianapolis	2	2	0	0	0.0	0	0	0	0
<b>2013 totals:</b>		<b>9</b>	<b>8</b>	<b>1</b>	<b>0</b>	<b>0.5</b>	<b>0</b>	<b>0</b>	<b>0</b>	<b>0</b>

# PLAYER BIOS

83

**BEN KOYACK**



TIGHT END

6-5 255 LBS.

NOTRE DAME

BORN APRIL 9, 1993

OIL CITY, PENNSYLVANIA

ACQ: 7TH ROUND OF 2015 DRAFT (229TH)

EXP: 1ST YEAR

## TRANSACTIONS

Originally drafted by Jacksonville in the seventh round (229th overall) of the 2015 draft ... Signed by Jacksonville to the practices squad on 9/6/15

## PRO (Games played/started - 8/2)

• Spent his rookie season in 2015 on the practice squad before starting the 2016 season on the active roster

## 2016 (w/ JAX - 8/2)

- **9/11 vs. G.B.:** Played eight snaps on special teams and lined up at TE six times
- **9/18 at S.D.:** Saw action at TE and on special teams, and made one special teams tackle
- **9/25 vs. BAL:** Inactive (knee)
- **10/2 vs. IND:** Inactive (knee)
- **10/16 at CHI:** Saw action on special teams and one snap at TE
- **10/23 vs. OAK:** Saw action at TE and special teams ... Provided key block to spring Chris Ivory's 42-yard run
- **10/27 at TEN:** Posted his first career receptions (five) for 41 yards (8.2 rec. avg.)
- **11/6 at K.C.:** Saw action at TE and on special teams
- **11/13 vs. HOU:** Earned his first career start at TE and caught three passes for 35 yards (11.7 rec. avg.)
- **11/20 at DET:** Started at TE and made one fumble recovery on special teams

## COLLEGE (at Notre Dame, 2011-14)

- Participated in the 2015 Senior Bowl
- Named to the Mackey Award Watch List, given annually to the most outstanding Tight End in FBS college football
- As a senior, started at tight end in all 13 games and totaled 30 receptions for 317 yards and two TDs

## PERSONAL

- Played for coach Matt LaVerde at Oil City (Pa.) High School
- Received first-team Pennsylvania all-state honors from Pennsylvania Sportswriters and Associated Press in 2010
- Rated best tight end in country and 25th-best prospect overall by Scout.com
- Recorded 62 receptions for 1,031 yards and 11 TDs as a senior ... Averaged 16.6 yards per catch
- Besides tight end, played quarterback, wide receiver, defensive end and linebacker
- Hails from family of musicians and is proficient playing trombone, piano and euphonium
- Son of David and Karen
- Twitter handle is @koymonster

## REGULAR SEASON CAREER STATISTICS

YEAR	TEAM	GP/GS	NO	YDS	AVG	LG	TD
2015	JAX				ps		
2016	JAX	8/2	8	76	9.5	15	0
<b>NFL totals: 1 yr.</b>		<b>8/2</b>	<b>8</b>	<b>76</b>	<b>9.5</b>	<b>15</b>	<b>0</b>

## 2016 GAME-BY-GAME STATISTICS

DATE	OPP	RECS	YDS	AVG.	LG	TD
09/11	vs. Green Bay	0	0	0.0	0	0
09/18	at San Diego	0	0	0.0	0	0
09/25	vs. Baltimore			ina		
10/02	vs. Indianapolis			ina		
	BYE WEEK					
10/16	at Chicago	0	0	0.0	0	0
10/23	vs. Oakland	0	0	0.0	0	0
10/27	at Tennessee	5	41	8.2	14	0
11/06	at Kansas City	0	0	0.0	0	0
11/13	vs. Houston	3	35	11.7	15	0
11/20	at Detroit	0	0	0.0	0	0
11/27	at Buffalo					
12/04	vs. Denver					
12/11	vs. Minnesota					
12/18	at Houston					
12/24	vs. Tennessee					
01/01	at Indianapolis					
<b>2016 totals:</b>		<b>8</b>	<b>76</b>	<b>9.5</b>	<b>15</b>	<b>0</b>

**Additional statistics:** one special teams tackle; one fumble recovery on special teams on 11/20 at DET

# PLAYER BIOS

11

## MARQISE LEE



WIDE RECEIVER

6-0 200 LBS.

SOUTHERN CALIFORNIA

BORN NOVEMBER 25, 1991

INGLEWOOD, CALIFORNIA

ACQ: 2ND ROUND OF 2014 DRAFT (39TH)

EXP: 3RD YEAR

### TRANSACTIONS

Originally drafted by Jacksonville in the second round (39th overall) of the 2014 draft

### PRO (Games played/started - 33/10)

- Was first of two receivers selected by the Jaguars in the second round of 2014 draft
- Became 24th WR selected by the Jaguars in franchise history, the fifth-highest in team history
- Marked the seventh USC player drafted by the Jaguars in team history, the second-most among any colleges (Florida, 9)

### 2016 (w/ JAX - 10/1)

- **9/11 vs. G.B.:** Made two catches for 22 yards
- **9/18 at S.D.:** Had five receptions for a career-high-tying 75 yards (15.0 rec. avg.)
- **9/25 vs. BAL:** Recorded five receptions for 44 yards (8.8 rec. avg.)
- **10/2 vs. IND:** Had four catches for 28 yards (7.0 rec. avg.)
- **10/16 at CHI:** Posted a team-high six receptions for 61 yards (10.2 rec. avg.) ... Returned one kickoff for 26 yards
- **10/23 vs. OAK:** Posted a team-high seven receptions for 107 yards with a long reception of 38 yards, all of which were career highs and the first game with 100+ yards ... Returned 4 kickoffs for 93 yards with a long return of 34 yards
- **10/27 at TEN:** Had one reception for 21 yards ... Returned two kickoffs for 45 yards
- **11/6 at K.C.:** Posted four receptions for a team-high 84 yards (21.0 rec. avg.) ... Returned three kickoffs for 87 yards (29.0 avg.), including a long of 45
- **11/13 vs. HOU:** Posted four receptions for 50 yards (12.5 rec. avg.)
- **11/20 at DET:** Had four catches for 52 yards (13.0 rec. avg.) and his first TD reception of the season ... Rushed once for six yards and posted a 42-yard kickoff return

### 2015 (w/ JAX - 10/1)

- Played in 10 games during his second season with one start, totaling 15 receptions for 191 yards (12.7 rec. avg.) for one TD ... Added five rushes for 38 yards (7.6 rush avg.)
- **9/20 vs. MIA:** Had two receptions for 27 yards (13.5 avg.) in season debut ... Also rushed once for 12 yards
  - **12/6 at TEN:** Had one reception for 17 yards in his first start of the season at WR ... Also recorded one rush for four yards
  - **12/20 vs. ATL:** Had two receptions for 46 yards (23.0 avg.), including a season-long 30-yard reception in the fourth quarter
  - **12/27 at N.O.:** Recorded three receptions for 26 yards (8.7 rec. avg.) and one TD ... Rushed once for nine yards (9.0 rush avg.)

### 2014 (w/ JAX - 13/8)

- Appeared in 13 games as a rookie with eight starts and registered 37 receptions for 422 yards and one TD ... Missed three consecutive games with a hamstring injury
- **9/7 at PHI:** Started at WR in NFL debut and tied for the team lead with six catches for 62 yards with a long of 18 ... Joined WR **Allen Hurns** as first two rookie WRs to start in season-opener in franchise history
  - **9/14 at WAS:** Started at WR and had two receptions for 11 yards ... Missed next three games with a hamstring injury
  - **10/12 at TEN:** Returned to action after missing three games and finished with two receptions for 26 yards with a long of 16 yards .
  - **11/23 at IND:** Led the team with 52 yards on three receptions (17.3 avg.) with a career-long 37-yard catch in the fourth quarter
  - **11/30 vs. NYG:** Started at WR and led team with six catches for 75 yards ... Scored on a 30-yard TD pass from QB **Blake Bortles** in the third quarter, his first career score
  - **12/7 vs. HOU:** Started at WR and posted five receptions for 67 yards with a long of 31 yards, his third straight game with a 30-plus yard reception
  - **12/18 vs. TEN:** Started at WR and led team with four catches for 65 yards including a 34-yard grab in the third quarter ... Marked fourth straight game with four or more receptions

### COLLEGE (at Southern California, 2011-13)

- Three-year starter who declared for the NFL Draft following his junior season
- Career totals included 248 receptions for 3,655 yards (14.7 avg.) with 29 TDs
- Owns 24 school records and set five Pac-12 Conference marks
- Won the Biletnikoff Award as a sophomore as the nation's top receiver
- Ranked first in school history in receiving yards, second in receptions and fourth in receiving TDs
- Was a long jumper and sprinter on USC's track team
- Became the school's first Biletnikoff Award winner as a sophomore as well as unan-

imous All-American and All-Pac 12 Conference first-team choice

- Majored in sociology

### PERSONAL

- Attended Serra High School in Gardena, Calif.
- Lettered in football, basketball and track
- Earned Parade All-American as a senior as well as Super Prep All-American, Under Armour All-American, ESPNU 150, Rivals 100 and Prep Star Dream Team
- Finished with 57 receptions for 1,409 yards (24.7 avg.) with 24 TDs in final season along with 45 tackles and three INTs
- Was a sprinter and jumper on the track team, boasting a national prep No. 3 best 24-8 long jump, plus career bests of 44-7 in the triple jump, 6-4 in the high jump, 10.74 in the 100 meters and 22.11 in the 200 meters
- Named the 2010-11 Cal-Hi Sports Boys State Athlete of the Year and Cal-Hi Sports Boys Division IV Athlete of the Year
- Twitter handle is @TeamLee1

REGULAR SEASON CAREER STATISTICS							
YEAR	TEAM	GP/GS	NO	YDS	AVG	LG	TD
2014	JAX	13/8	37	422	11.4	37	1
2015	JAX	10/1	15	191	12.7	30	1
2016	JAX	10/1	42	544	12.9	51	1
<b>NFL totals: 3 yrs.</b>		<b>33/10</b>	<b>94</b>	<b>1,157</b>	<b>12.3</b>	<b>51</b>	<b>3</b>

CAREER HIGHS		
	GAME	SEASON
<b>Receptions:</b>	7 (10/23/16 vs. OAK)	37 (2014)
<b>Receiving yards:</b>	107 (10/23/16 vs. OAK)	422 (2014)
<b>Longest reception:</b>	51 (11/6/16 at K.C.)	51 (2016)
<b>Receiving touchdowns:</b>	1 (two times, last: 12/27/15 at N.O.)	1 (2014 & 2015)

2016 GAME-BY-GAME STATISTICS							
DATE	OPP	RECS	RECEIVING			LG	TD
			YDS	AVG.			
09/11	vs. Green Bay	2	22	11.0		12	0
09/18	at San Diego	5	75	15.0		22	0
09/25	vs. Baltimore	5	44	8.8		20	0
10/02	vs. Indianapolis	4	28	7.0		13	0
	BYE WEEK						
10/16	at Chicago	6	61	10.2		14	0
10/23	vs. Oakland	7	107	15.3		38	0
10/27	at Tennessee	1	21	21.0		21	0
11/06	at Kansas City	4	84	21.0		51	0
11/13	vs. Houston	4	50	12.5		18	0
11/20	at Detroit	4	52	13.0		29	1
11/27	at Buffalo						
12/04	vs. Denver						
12/11	vs. Minnesota						
12/18	at Houston						
12/24	vs. Tennessee						
01/01	at Indianapolis						
<b>2016 totals:</b>		<b>42</b>	<b>544</b>	<b>12.9</b>		<b>51</b>	<b>1</b>

KICK RETURNS							
DATE	GAME	NO.	YDS	AVG.	LG	TD	
09/11	vs. Green Bay	0	0	0.0	0	0	
09/18	at San Diego	0	0	0.0	0	0	
09/25	vs. Baltimore	0	0	0.0	0	0	
10/02	vs. Indianapolis	0	0	0.0	0	0	
	BYE WEEK						
10/16	at Chicago	1	26	26.0	26	0	
10/23	vs. Oakland	4	93	23.3	34	0	
10/27	at Tennessee	2	45	22.5	25	0	
11/06	at Kansas City	3	87	29.0	45	0	
11/13	vs. Houston	1	17	17.0	17	0	
11/20	at Detroit	1	42	42.0	42	0	
11/27	at Buffalo						
12/04	vs. Denver						
12/11	vs. Minnesota						
12/18	at Houston						
12/24	vs. Tennessee						
01/01	at Indianapolis						
<b>2016 totals:</b>		<b>12</b>	<b>310</b>	<b>25.8</b>	<b>45</b>	<b>0</b>	

Additional statistics: three rushes for 23 yards (7.7 rush avg.)

# PLAYER BIOS



## 2015 GAME-BY-GAME STATISTICS

DATE	GAME	RECS	YDS	AVG.	LG	TD
09/13	vs. Carolina			ina		
09/20	vs. Miami	2	27	13.5	18	0
09/27	at New England	1	13	13.0	13	0
10/04	at Indianapolis			ina		
10/11	at Tampa Bay			ina		
10/18	vs. Houston			ina		
10/25	vs. Buffalo			ina		
11/01	BYE WEEK					
11/08	at N.Y. Jets			ina		
11/15	at Baltimore	1	8	8.0	8	0
11/19	vs. Tennessee	0	0	0.0	0	0
11/29	vs. San Diego	1	3	3.0	3	0
12/06	at Tennessee	1	17	17.0	17	0
12/13	vs. Indianapolis	1	21	21.0	21	0
12/20	vs. Atlanta	2	46	23.0	30	0
12/27	at New Orleans	3	26	8.7	18	1
01/03	at Houston	3	30	10.0	14	0
<b>2015 totals:</b>		<b>15</b>	<b>191</b>	<b>12.7</b>	<b>30</b>	<b>1</b>

**Additional statistics:** Five rushes for 38 yards (7.6 avg.)



## 2014 GAME-BY-GAME STATISTICS

DATE	GAME	RECS	YDS	AVG.	LG	TD
09/07	at Philadelphia	6	62	10.3	18	0
09/14	at Washington	2	11	5.5	8	0
09/21	vs. Indianapolis			ina		
09/28	at San Diego			ina		
10/05	vs. Pittsburgh			ina		
10/12	at Tennessee	2	26	13.0	16	0
10/19	vs. Cleveland	1	20	20.0	20	0
10/26	vs. Miami	1	9	9.0	9	0
11/02	at Cincinnati	0	0	0.0	0	0
11/09	vs. Dallas	1	13	13.0	13	0
	BYE WEEK					
11/23	at Indianapolis	3	52	17.3	37	0
11/30	vs. N.Y. Giants	6	75	12.5	30	1
12/07	vs. Houston	5	67	13.4	31	0
12/14	at Baltimore	4	14	3.5	13	0
12/18	vs. Tennessee	4	65	16.3	34	0
12/28	at Houston	2	8	4.0	4	0
<b>2014 totals:</b>		<b>37</b>	<b>422</b>	<b>11.4</b>	<b>37</b>	<b>1</b>

**Additional statistics:** Three rushes for nine yards (3.0 avg.)



# PLAYER BIOS

## 65 BRANDON LINDER

CENTER/GUARD

6-6 320 LBS.

MIAMI (FLA.)

BORN JANUARY 25, 1992

SOUTHWEST RANCHES, FLORIDA

ACQ: 3RD ROUND OF 2014 DRAFT (93RD)

EXP: 3RD YEAR



### TRANSACTIONS

Originally drafted in the third round (93rd overall) of the 2014 draft ... Placed on injured reserve on 10/5/15

### PRO (Games played/started - 27/27)

- Third-year pro has started in all 27 games he has played
- Switched from RG to C prior to the 2016 season
- Was a third-round pick of the Jaguars in 2014
- First player from the University of Miami ever drafted by the Jaguars
- Became 24th offensive lineman drafted by the Jaguars in franchise history

### 2016 (w/ JAX - 9/9)

- **9/11 vs. G.B.:** Made his first career start at C in team's season opener
- **9/18 at S.D.:** Started at C
- **9/25 vs. BAL:** Inactive (knee)
- **10/2 vs. IND:** Started at C, helping the team rush for 136 yards
- **10/16 at CHI:** Started at C
- **10/23 vs. OAK:** Started at C
- **10/27 at TEN:** Started at C
- **11/6 at K.C.:** Started at C, helping the team rush for a season-high 205 yards
- **11/13 vs. HOU:** Started at C
- **11/20 at DET:** Started at C and was part of an offensive line that did not allow a sack

### 2015 (w/ JAX - 3/3)

Placed on season-ending IR because of surgery to repair a labral tear in his left shoulder after injury suffered in Week 3

- **9/13 vs. CAR:** Started at RG to kick off his second season with the Jaguars
- **9/20 vs. MIA:** Helped the Jaguars rush for 123 yards and did not allow a sack

### 2014 (w/ JAX - 15/15)

Started 15 games at RG as a rookie ...Part of OL that helped club finish sixth in the NFL in average per rush (4.5)

- **9/7 at PHI:** Started at RG in his NFL debut, one of three Jaguars rookies to start on opening day (WR **Marqise Lee**, WR **Allen Hurns**)
- **10/19 vs. CLE:** Helped pave the way for an offense that rushed for a season-high 185 yards on 35 carries and 176 yards on **10/26 vs. MIA**, the first time since 2010 the club eclipsed 150-plus rushing yards in back-to-back games
- **12/28 at HOU:** Started at RG and was part of OL that helped team produce 121 yards on 14 carries (8.6 avg.)

### COLLEGE (at Miami (Fla.), 2010-13)

- Four-year starter and started 42 games (37 at RG, 2 at LT, 3 at C)
- Finished career with 35 TD-resulting blocks and 275 key blocks/knockdowns
- As a senior, named team's Most Valuable Player after leading team with 90 percent grade for blocking consistency, 11 TD-resulting blocks and 84 knockdowns
- Majored in health education

### PERSONAL

- Attended St. Thomas Aquinas High School in Ft. Lauderdale, Fla.
- Named U.S. Army All-American and was rated the third-best center in the country by Rivals.com
- Helped team compile a 28-1 record during his final two seasons and captured the Class 5A state title as a junior
- Twitter handle is @BrandonLinder65

# PLAYER BIOS

## 99 SEN'DERRICK MARKS

DEFENSIVE TACKLE

6-2 316 LBS.

AUBURN

BORN FEBRUARY 23, 1987

MOBILE, ALABAMA

ACQ: UNRESTRICTED FREE AGENT (TENNESSEE) 2013

EXP: 8TH YEAR



### TRANSACTIONS

Originally drafted by Tennessee in the second round (62nd overall) of the 2009 draft ... Signed by Jacksonville as an unrestricted free agent on 4/2/13 ... Placed on injured reserve on 11/18/15

### PRO (Games played/started - 97/60)

- Eighth-year DT has played in 97 games with 60 starts
- Joined Jaguars in 2013 as an unrestricted free agent and produced career-best totals in back-to-back seasons including a team-high 8.5 sacks in 2014
- Has 14.5 sacks, 31 QB hits, 26 tackles for loss, two forced fumbles, four fumble recoveries and 14 passes defended in four seasons with the Jaguars
- His 14.5 sacks with Jaguars are fifth-most in franchise history by a DT

### 2016 (w/ JAX - 10/0)

- **9/11 vs. G.B.:** Recorded one solo tackle in team's season opener
- **9/18 at S.D.:** Saw action at DT
- **9/25 vs. BAL:** Saw action at DT and made one solo tackle, including one TFL
- **10/2 vs. IND:** Made two solo tackles, including 1.0 sack and three QB hits
- **10/16 at CHI:** Saw action at DT and made two solo tackles
- **10/23 vs. OAK:** Saw action at DT
- **10/27 at TEN:** Saw action at DT and tallied three tackles (one solo)
- **11/6 at K.C.:** Recorded 1.0 sack and two QB hits
- **11/13 vs. HOU:** Saw action at DT
- **11/20 at DET:** Saw action at DT and made one solo tackle

### 2015 (w/ JAX - 4/2)

Played in four games with two starts after being inactive for the first five games while recovering from ACL surgery ... Suffered elbow injury in Week 10 at Baltimore and was placed on season-ending injured reserve

- **10/18 vs. HOU:** Made his 2015 debut, making one tackle
- **10/25 vs. BUF:** Made one tackle (one solo), including one tackle for loss and two passes defended
- **11/8 at NYJ:** Made his first start of 2015, making one tackle and recording one pass defended
- **11/15 at BAL:** Started at DT and made two tackles

### 2014 (w/ JAX - 16/16)

Started all 16 games at DT and produced career-best numbers with 8.5 sacks, 16 QB hits, 15 tackles for loss and three passes defended ... Finished with 44 tackles (34 solo) and one fumble recovery ... Suffered a torn ACL in the season finale ... His 8.5 sacks were the second-most in franchise history by a DT and were the third-most among NFL DTs in 2014

- **9/7 at PHI:** Tallied five tackles (four solo) in the season-opener along with two tackles for loss, one sack and one QB hit ... Sacked QB **Nick Foles** for a six-yard loss in the second quarter
- **9/14 at WAS:** Totaled six tackles (four solo) including two for loss
- **9/21 at IND:** Split a sack and had two QB pressures, his second sack in the first three games
- **10/12 at TEN:** Had four solo tackles, one tackle for loss and one pass defended
- **10/26 vs. MIA:** Registered 10th career sack, taking down QB **Ryan Tannehill** for a seven-yard loss in the first quarter ... Added one tackle for loss and one QB hit
- **11/2 at CIN:** Recorded a sack in back-to-back games for the first time in his career, taking down QB **Andy Dalton** for a one-yard loss in the second quarter ... Added three tackles, one tackle for loss and one QB hit
- **11/9 vs. DAL:** Tallied a sack for the third consecutive game while adding two tackles, one tackle for loss and one QB hit ... Took down QB **Tony Romo** for a six-yard loss in the fourth quarter
- **11/23 at IND:** Recovered an Andrew Luck fumble in the first quarter
- **11/30 vs. NYG:** Produced a career-high two sacks along with two tackles for loss and one forced fumble ... Sealed the win with a sack of QB **Eli Manning** late in the fourth quarter and the ball was recovered by DE **Chris Clemons**
- **12/7 vs. HOU:** Was involved on a half-sack of QB **Ryan Fitzpatrick** on the Texans' first offensive possession
- **12/18 vs. TEN:** Sealed the victory with a sack of QB **Charlie Whitehurst** on fourth down with no time remaining ... Added three solo tackles
- **12/28 at HOU:** Started at DT and made two solo tackles ... Suffered a torn ACL in the second quarter and did not return

### 2013 (w/ JAX - 16/16)

Started all 16 games for the first time in his career and registered then career-highs in sacks (4.0), forced fumbles (2), fumble recoveries (3), passes defended (8) and tackles

for loss (6) ... Led all DL with 931 snaps played ... One of only three defensive players (**Jason Babin**, **Tyson Alualu**) and five players overall to start all 16 games

- **9/8 vs. KC:** Made Jaguars debut with start at DT, finishing with three solo tackles and one QB hit
- **9/22 at SEA:** Finished with two tackles and tied for team-lead with two QB hits
- **10/6 at STL:** Registered first sack of the season as he sacked and forced a fumble of QB **Sam Bradford** ... Added one tackle for loss and two passes defended
- **10/13 at DEN:** Registered first career fumble recovery in the second quarter and added one tackle for loss
- **10/20 vs. S.D.:** Recorded second sack of the season, taking down QB **Philip Rivers** for a nine-yard loss in the first quarter ... Finished with three solo tackles, one tackle for loss, one QB hit and one pass defended
- **11/10 at TEN:** Faced his former team for the first time and had one solo tackle and one pass defended ... Forced a safety on OL **Chance Warmack** for holding in the end zone
- **12/1 at CLE:** Totaled three solo tackles, one sack, one forced fumble, one fumble recovery and one pass defended ... Sacked QB **Brandon Weeden** in the second quarter and forced a fumble that was recovered by the Browns ... Late in the first half, he recovered a fumble forced by DL **Jason Babin** and returned it 15 yards ... Set single-season career-high with three sacks and two forced fumbles
- **12/15 vs. BUF:** Tallied one sack, one tackle for loss, one fumble recovery and one QB hit ... Sacked QB **E.J. Manuel** in the second quarter and recovered a Manuel fumble forced by S **Winston Guy** in the third quarter

### 2012 (w/ TEN - 14/14)

Started 14 games at DT ... Totaled 63 tackles (31 solo), 1.5 sacks, three tackles for loss, five QB pressures and one forced fumble ... Was inactive the first two games with an injury

- **11/11 at MIA:** Notched first sack of the season against QB **Ryan Tannehill** for an eight-yard loss and added three QB pressure
- **12/30 vs. JAX:** Had a season-high seven tackles and split a sack with DL **Kameron Wimbley** of QB **Chad Henne** in season-finale

### 2011 (w/ TEN - 16/9)

Appeared in a career-high 16 games and made nine starts at DT ... Registered 44 tackles (18 solo), 0.5 sacks, three tackles for loss, one forced fumble, seven QB pressures and one pass defended

- **9/11 at JAX:** Opened season with two tackles including one for loss
- **11/13 at CAR:** Combined with DL **William Hayes** to drop QB **Cam Newton** for a seven-yard sack in the fourth quarter
- **12/4 at BUF:** Tallied three tackles, a forced fumble, a pass defended and a QB pressure ... Forced a TE **Scott Chandler** fumble that was recovered by the Titans early in the third quarter
- **12/24 vs. JAX:** Matched his season-high with five tackles along with a tackle for loss
- **1/1 at HOU:** Finished season with four tackles and tied for team-lead with three QB pressures

### 2010 (w/ TEN - 12/3)

Played in 12 games with three starts ... Collected 50 tackles (27 solo), six QB pressures, five tackles for loss, one INT and one forced fumble

- **9/19 vs. PIT:** Posted a then career-high seven tackles
- **9/26 at NYG:** Intercepted a pass deflected by CB **Cortland Finnegan** in the first quarter
- **10/24 vs. PHI:** Made first career start at DT and had a pass defended
- **1/2 at IND:** Started at DT in season-finale and totaled six tackles, a forced fumble and one QB pressure

### 2009 (w/ TEN - 9/0)

Appeared in nine games as a rookie and finished with 23 tackles, 1.0 sack, five QB pressures, one tackle for loss and one pass defended ... Led or tied for the team lead in QB pressures in two games

- **10/4 at JAX:** Made NFL debut
- **11/15 vs. BUF:** Finished with season-high six tackles
- **12/13 vs. STL:** Collected four tackles including one for loss
- **1/3 at SEA:** Registered first career sack on against QB **Matt Hasselbeck**

### COLLEGE (at Auburn, 2005-08)

- Started 37 of 40 games and declared for NFL draft following his junior season
- Finished career with 114 tackles, 7.5 sacks, 30 tackles for loss and 10 QB pressures
- Saw action in three games as a true freshman before he was redshirted
- Majored in rehabilitation services.

### PERSONAL

- Attended Vigor High School in Prichard, Ala. and totaled 81 tackles and 17.0 sacks as a senior
- Also lettered three times in basketball, averaging 15 points a game and 21 rebounds
- Oldest of eight children ... His siblings' names are Antranetta, Shamira, Ciera, DeAndre, Alexia, Kenneth Davis Jr. and Lakendra Davis
- Married (Rayan)
- Full name: Sen'Derrick Dewayne Marks
- Twitter handle is @senmarks

# PLAYER BIOS

## REGULAR SEASON CAREER STATISTICS

YEAR	TEAM	GP/GS	TKL	SOLO	ASST	SACKS	FF	FR	INT	PD
2009	TEN	9/0	23	9	14	1.0	0	0	0	1
2010	TEN	12/3	50	27	23	0.0	1	0	1	3
2011	TEN	16/9	44	18	26	0.5	1	0	0	1
2012	TEN	14/14	63	31	32	1.5	1	0	0	3
2013	JAX	16/16	33	28	5	4.0	2	3	0	8
2014	JAX	16/16	44	35	9	8.5	1	1	0	1
2015	JAX	4/2	5	3	2	0.0	0	0	0	3
2016	JAX	10/0	11	9	2	2.0	0	0	0	0
<b>NFL totals:</b>	<b>8 yrs.</b>	<b>97/60</b>	<b>273</b>	<b>160</b>	<b>113</b>	<b>17.5</b>	<b>6</b>	<b>4</b>	<b>1</b>	<b>20</b>

## CAREER HIGHS

	GAME	SEASON
<b>Tackles:</b>	7 (three times, last: 12/30/12 vs. JAX)	63 (2012)
<b>Sacks:</b>	2.0 (11/30/14 vs. NYG)	8.5 (2014)
<b>Forced fumbles:</b>	1 (seven times, last: 11/30/14 vs. NYG)	2 (2013)
<b>Fumble recoveries:</b>	1 (four times, last: 11/23/14 at IND)	3 (2013)
<b>Interceptions:</b>	1 (9/26/10 at NYG)	1 (2010)
<b>Passes defended:</b>	2 (three times, last: 11/24/13 at HOU)	8 (2013)

## 2016 GAME-BY-GAME STATISTICS

DATE	OPP	TKL	SOLO	ASST	ST	SACKS	FF	FR	PD	TFL
09/11	vs. Green Bay	1	1	0	0	0.0	0	0	0	0
09/18	at San Diego	0	0	0	0	0.0	0	0	0	0
09/25	vs. Baltimore	1	1	0	0	0.0	0	0	0	1
10/02	vs. Indianapolis	2	2	0	0	1.0	0	0	0	0
	BYE WEEK									
10/16	at Chicago	2	2	0	0	0.0	0	0	0	0
10/23	vs. Oakland	0	0	0	0	0.0	0	0	0	0
10/27	at Tennessee	3	1	2	0	0.0	0	0	0	0
11/06	at Kansas City	1	1	0	0	1.0	0	0	0	1
11/13	vs. Houston	0	0	0	0	0.0	0	0	0	0
11/20	at Detroit	1	1	0	0	0.0	0	0	0	0
11/27	at Buffalo									
12/04	vs. Denver									
12/11	vs. Minnesota									
12/18	at Houston									
12/24	vs. Tennessee									
01/01	at Indianapolis									
<b>2016 totals:</b>		<b>11</b>	<b>9</b>	<b>2</b>	<b>0</b>	<b>2.0</b>	<b>0</b>	<b>0</b>	<b>0</b>	<b>2</b>

## 2015 GAME-BY-GAME STATISTICS

DATE	GAME	TKL	SOLO	ASST	ST	SACKS	FF	FR	PD	TFL
09/13	vs. Carolina					ina				
09/20	vs. Miami					ina				
09/27	at New England					ina				
10/04	at Indianapolis					ina				
10/11	at Tampa Bay					ina				
10/18	vs. Houston	1	1	0	0	0.0	0	0	0	0
10/25	vs. Buffalo	1	1	0	0	0.0	0	0	2	1
11/1	BYE WEEK									
11/08	at N.Y. Jets	1	1	0	0	0.0	0	0	1	0
11/15	at Baltimore	2	0	2	0	0.0	0	0	0	0
11/19	vs. Tennessee					IR				
11/29	vs. San Diego					IR				
12/06	at Tennessee					IR				
12/13	vs. Indianapolis					IR				
12/20	vs. Atlanta					IR				
12/27	at New Orleans					IR				
01/03	at Houston					IR				
<b>2015 totals:</b>		<b>5</b>	<b>3</b>	<b>2</b>	<b>0</b>	<b>0.0</b>	<b>0</b>	<b>0</b>	<b>3</b>	<b>1</b>

## 2014 GAME-BY-GAME STATISTICS

DATE	GAME	TKL	SOLO	ASST	ST	SACKS	FF	FR	PD	TFL
09/07	at Philadelphia	5	4	1	0	1.0	0	0	0	2
09/14	at Washington	6	4	2	0	0.0	0	0	0	2
09/21	vs. Indianapolis	2	2	0	0	0.5	0	0	0	0
09/28	at San Diego	2	1	1	0	0.5	0	0	0	0
10/05	vs. Pittsburgh	3	3	0	0	0.0	0	0	0	1
10/12	at Tennessee	4	4	0	0	0.0	0	0	1	1
10/19	vs. Cleveland	1	1	0	0	0.0	0	0	0	1
10/26	vs. Miami	1	1	0	0	1.0	0	0	0	1
11/02	at Cincinnati	3	2	1	0	0.0	0	1	0	0
11/09	vs. Dallas	2	2	0	0	1.0	0	0	0	1
	BYE WEEK									
11/23	at Indianapolis	3	2	1	0	0.0	0	1	0	0
11/30	vs. N.Y. Giants	3	3	0	0	2.0	1	0	0	2
12/07	vs. Houston	3	1	2	0	0.5	0	0	0	1
12/14	at Baltimore	1	0	1	0	0.0	0	0	0	0
12/18	vs. Tennessee	3	3	0	0	1.0	0	0	0	1
12/28	at Houston	2	2	0	0	0.0	0	0	0	1
<b>2014 totals:</b>		<b>44</b>	<b>35</b>	<b>9</b>	<b>0</b>	<b>8.5</b>	<b>1</b>	<b>1</b>	<b>1</b>	<b>15</b>

## 2013 GAME-BY-GAME STATISTICS

DATE	GAME	TKL	SOLO	ASST	ST	SACKS	FF	FR	PD	TFL
09/08	vs. Kansas City	3	3	0	0	0.0	0	0	0	0
09/15	at Oakland	2	2	0	0	0.0	0	0	0	1
09/22	at Seattle	2	1	1	0	0.0	0	0	0	0
09/29	vs. Indianapolis	1	1	0	0	0.0	0	0	0	0
10/06	at St. Louis	4	4	0	0	1.0	1	0	2	1
10/13	at Denver	1	10	0	0	0.0	0	1	1	1
10/20	vs. San Diego	3	3	0	0	1.0	0	0	1	1
10/27	vs. San Francisco	1	1	0	0	0.0	0	0	0	0
	BYE WEEK									
11/10	at Tennessee	1	1	0	0	0.0	0	0	1	0
11/17	vs. Arizona	1	1	0	0	0.0	0	0	1	1
11/24	at Houston	1	1	0	0	0.0	0	0	2	0
12/01	at Cleveland	3	3	0	0	1.0	1	1	1	0
12/05	vs. Houston	1	1	0	0	0.0	0	0	0	0
12/15	vs. Buffalo	3	3	0	0	1.0	0	1	0	1
12/22	vs. Tennessee	1	1	0	0	0.0	0	0	0	0
12/29	at Indianapolis	5	1	4	0	0.0	0	0	0	0
<b>2013 totals:</b>		<b>33</b>	<b>28</b>	<b>5</b>	<b>0</b>	<b>4.0</b>	<b>2</b>	<b>3</b>	<b>8</b>	<b>6</b>

## 2012 GAME-BY-GAME STATISTICS

DATE	GAME	TKL	SOLO	ASST	ST	SACKS	FF	FR	PD	TFL
09/09	vs. New England					ina				
09/16	at San Diego					ina				
09/23	vs. Detroit	5	3	2	0	0.0	0	0	0	0
09/30	at Houston	3	1	2	0	0.0	0	0	0	0
10/07	at Minnesota	2	1	1	0	0.0	0	0	0	1
10/11	vs. Pittsburgh	6	4	2	0	0.0	0	0	1	0
10/21	at Buffalo	2	0	2	0	0.0	0	0	0	0
10/28	vs. Indianapolis	3	2	1	0	0.0	0	0	0	0
11/04	vs. Chicago	6	3	3	0	0.0	0	0	0	1
11/11	at Miami	4	1	3	0	1.0	0	0	0	0
	BYE WEEK									
11/25	at Jacksonville	5	3	2	0	0.0	0	0	1	0
12/02	vs. Houston	6	4	2	0	0.0	0	0	0	1
12/09	at Indianapolis	6	4	2	0	0.0	0	0	0	0
12/17	vs. N.Y. Jets	4	0	4	0	0.0	1	0	1	0
12/23	at Green Bay	4	2	2	0	0.0	0	0	0	0
12/30	vs. Jacksonville	7	3	4	0	0.5	0	0	0	0
<b>2012 totals:</b>		<b>63</b>	<b>31</b>	<b>32</b>	<b>0</b>	<b>1.5</b>	<b>1</b>	<b>0</b>	<b>3</b>	<b>3</b>

## 2011 GAME-BY-GAME STATISTICS

DATE	GAME	TKL	SOLO	ASST	ST	SACKS	FF	FR	PD	TFL
09/11	at Jacksonville	2	1	1	0	0.0	0	0	0	1
09/18	vs. Baltimore	2	1	1	0	0.0	0	0	0	0
09/25	vs. Denver	3	2	1	0	0.0	0	0	0	0
10/02	at Cleveland	1	0	1	0	0.0	0	0	0	0
10/09	at Pittsburgh	3	1	2	0	0.0	0	0	0	0
	BYE WEEK									
10/23	vs. Houston	2	1	1	0	0.0	0	0	0	1
10/30	vs. Indianapolis	1	0	1	0	0.0	0	0	0	0
11/06	vs. Cincinnati	2	1	1	0	0.0	0	0	0	0
11/13	at Carolina	1	0	1	0	0.5	0	0	0	0
11/20	at Atlanta	5	1	4	0	0.0	0	0	0	0
11/27	vs. Tampa Bay	4	2	2	0	0.0	0	0	0	0
12/04	at Buffalo	3	1	2	0	0.0	1	0	1	0
12/11	vs. New Orleans	1	1	0	0	0.0	0	0	0	0
12/18	at Indianapolis	5	2	3	0	0.0	0	0	0	0
12/24	vs. Jacksonville	5	3	2	0	0.0	0	0	0	1
01/01	at Houston	4	1	3	0	0.0	0	0	0	0
<b>2011 totals:</b>		<b>44</b>	<b>18</b>	<b>26</b>	<b>0</b>	<b>0.5</b>	<b>1</b>	<b>0</b>	<b>1</b>	<b>3</b>

# PLAYER BIOS



## 2010 GAME-BY-GAME STATISTICS

DATE	GAME	TKL	SOLO	ASST	ST	SACKS	FF	FR	PD	TFL
09/12	vs. Oakland	5	2	3	0	0.0	0	0	0	0
09/19	vs. Pittsburgh	7	4	3	0	0.0	0	0	0	0
09/26	at N.Y. Giants	4	3	1	0	0.0	0	0	1	0
10/03	vs. Denver	3	2	1	0	0.0	0	0	0	1
10/10	at Dallas					ina				
10/18	at Jacksonville	3	1	2	0	0.0	0	0	0	0
10/24	vs. Philadelphia	0	0	0	0	0.0	0	0	1	0
10/31	at San Diego	6	1	5	0	0.0	0	0	0	0
	BYE WEEK									
11/14	at Miami	1	1	0	0	0.0	0	0	0	0
11/21	vs. Washington	4	3	1	0	0.0	0	0	0	1
11/28	at Houston	4	3	1	0	0.0	0	0	0	1
12/05	vs. Jacksonville					ina				
12/09	vs. Indianapolis					ina				
12/19	vs. Houston					ina				
12/26	at Kansas City	7	4	3	0	0.0	0	0	1	2
01/02	at Indianapolis	4	1	3	0	0.0	1	0	0	0
<b>2010 totals:</b>		<b>50</b>	<b>27</b>	<b>23</b>	<b>0</b>	<b>0.0</b>	<b>1</b>	<b>0</b>	<b>3</b>	<b>5</b>

Additional statistics: one interception on 9/26 at N.Y. Giants



## 2009 GAME-BY-GAME STATISTICS

DATE	GAME	TKL	SOLO	ASST	ST	SACKS	FF	FR	PD	TFL
09/10	at Pittsburgh					ina				
09/20	vs. Houston					ina				
09/27	at N.Y. Jets					ina				
10/04	at Jacksonville	1	0	1	0	0.0	0	0	0	0
10/11	vs. Indianapolis	0	0	0	0	0.0	0	0	0	0
10/18	at New England					ina				
	BYE WEEK									
11/01	vs. Jacksonville	0	0	0	0	0.0	0	0	0	0
11/08	at San Francisco					ina				
11/15	vs. Buffalo	6	3	3	0	0.0	0	0	1	0
11/23	at Houston	4	2	2	0	0.0	0	0	0	0
11/29	vs. Arizona					ina				
12/06	at Indianapolis					ina				
12/13	vs. St. Louis	4	1	3	0	0.0	0	0	0	1
12/20	vs. Miami	1	0	1	0	0.0	0	0	0	0
12/25	vs. San Diego	4	2	2	0	0.0	0	0	0	0
01/03	at Seattle	3	1	2	0	1.0	0	0	0	0
<b>2009 totals:</b>		<b>23</b>	<b>9</b>	<b>14</b>	<b>0</b>	<b>1.0</b>	<b>0</b>	<b>0</b>	<b>1</b>	<b>1</b>



# PLAYER BIOS

2

## JASON MYERS

KICKER

5-10 195 LBS.

MARIST

BORN MAY 12, 1991  
CHULA VISTA, CALIFORNIA

ACQ: FREE AGENT 2015

EXP: 2ND YEAR



### TRANSACTIONS

Originally signed by Jacksonville as a free agent on 3/3/15

### PRO (Games played/started - 26/0)

- Spent time with Arizona and San Jose of the Arena Football League in 2014
- Assumed the team's kicking duties prior to the 2015 season
- Has made 33 of his last 36 FGs (91.7 percent) dating back to 10/11/15 at T.B.

### 2016 (w/ JAX - 10/0)

- 9/11 vs. G.B.:** Converted on FGs of 26, 39 and 50 yards and made both PATs for 11 total points
- 9/18 at S.D.:** Went 2-for-2 on PATs and missed a 54-yard FG attempt
- 9/25 vs. BAL:** Converted on a 49-yard FG and made two PATs
- 10/2 vs. IND:** Made FGs from 22, 46 and 49 yards and went 3-for-3 on PATs
- 10/16 at CHI:** Converted a 30-yard FG in the fourth quarter and went 2-for-2 on PATs
- 10/23 vs. OAK:** Converted on FGs of 23, 37, and 44 yards and made one lone PAT for a total of 10 points
- 10/27 at TEN:** Converted two PAT attempts
- 11/6 at K.C.:** Converted two PAT attempts and missed a 54-yard FG attempt
- 11/13 vs. HOU:** Converted FGs of 54 and 44 yards, and made his lone PAT attempt
- 11/20 at DET:** Made FGs from 27 and 52 yards

### 2015 (w/ JAX - 16/0)

His 26 made FGs are the fourth-most in a season in franchise history and his 110 points scored (26 FGs, 32 PATs) are the fifth-most in a season in club history ... His 86.7 FG percentage is the highest career FG percentage in Jaguars history (min. 30 attempts) and the highest by a Jaguars first-year player

- 9/13 vs. CAR:** Converted his first NFL kick from 22 yards
- 9/20 vs. MIA:** Went three-for-three on field goal attempts, including a season-long 58-yarder as time expired in the first half and a 28-yard game-winner with 40 seconds remaining in the fourth quarter ... His 58-yard FG was also second-longest in franchise history
- 9/27 at N.E.:** Made a 40-yard FG and went 2-for-2 on PATs
- 10/4 at IND:** Went 2-for-4 on FGs and 1-for-1 on PATs
- 10/11 at T.B.:** Connected on a 31-yard attempt and went 4-for-4 on PATs
- 10/18 vs. HOU:** Went 2-for-3 on PAT attempts
- 10/25 vs. BUF:** Went 4-for-5 on PAT attempts
- 11/8 at NYJ:** Converted on field goal attempts from 45, 39 and 35 yards, and went 2-for-2 on PATs
- 11/15 at BAL:** Converted on 3-of-4 FGs, including the game-winning 53-yarder with no time left on the clock
- 11/19 vs. TEN:** Went 4-for-4 on FGs, converting on attempts from 20, 31, 32 and 36 yards
- 11/29 vs. S.D.:** Went 4-for-4 on FGs, converting on attempts from 22, 27, 28 and 55 yards
- 12/6 at TEN:** Went 3-for-5 on extra point attempts
- 12/13 vs. IND:** Converted on his only FG attempt from 46 yards and went 6-for-7 on extra points
- 12/20 vs. ATL:** Converted on two extra points and a 42-yard field goal
- 12/27 at N.O.:** Converted his only extra point attempt
- 1/3 at HOU:** Converted on field goal attempts from 43 and 34 yards

### COLLEGE (at Marist, 2009-12)

- Four-year letterman who also served as team's punter as a senior
- As a senior, made 5 of 10 FGs in final season with a long of 40 yards and averaged 39.0 yards on 56 punts with 16 downed inside the 20

### PERSONAL

- Attended Mater Dei Catholic (Calif.) High School
- Four-year letterman in football and soccer and also played baseball
- Named Mesa Kicker of the Year as a senior
- Named South Bay Kicker of the Year as a junior
- Played on the state championship soccer team as a senior and was named San Diego Division IV CIF Player of the Year
- Son of Donny and Mary Myers
- Fiancee: Katie Glomb
- Twitter handle is @JayMy\_31

### REGULAR SEASON CAREER STATISTICS

YEAR	TEAM	GP	PAT	ATT	FG	FGA	PCT	LG	PTS
2015	JAX	16	32	39	26	30	86.7	58	110
2016	JAX	10	18	19	15	18	83.3	54	56
NFL totals: 2 yrs.		26	50	58	41	48	85.4	58	166

### CAREER HIGHS

	GAME	SEASON
<b>PATs made:</b>	6 (12/13/15 vs. IND)	32 (2015)
<b>PAT attempts:</b>	7 (12/13/15 vs. IND)	39 (2015)
<b>Field goals made:</b>	4 (two times, last: 11/29/15 vs. S.D.)	26 (2015)
<b>Field goal attempts:</b>	4 (four times, last: 11/29/15 vs. S.D.)	30 (2015)
<b>Longest field goal:</b>	58 (9/20/15 vs. MIA)	58 (2015)
<b>Points:</b>	13 (two times, last: 11/29/15)	110 (2015)

### 2016 GAME-BY-GAME STATISTICS

DATE	OPP	GP	PAT	ATT	FG	FGA	PCT	LG	PTS
09/11	vs. Green Bay	1	2	2	3	3	100.0	50	11
09/18	at San Diego	1	2	2	0	1	0.0	-	2
09/25	vs. Baltimore	1	2	2	1	2	50.0	49	5
10/02	vs. Indianapolis	1	3	3	3	3	100.0	49	12
BYE WEEK									
10/16	at Chicago	1	2	2	1	1	100.0	30	5
10/23	vs. Oakland	1	1	1	3	3	100.0	44	10
10/27	at Tennessee	1	2	2	0	0	0.0	-	2
11/06	at Kansas City	1	2	2	0	1	0.0	-	2
11/13	vs. Houston	1	1	1	2	2	100.0	54	7
11/20	at Detroit	1	1	2	2	2	100.0	52	7
11/27	at Buffalo								
12/04	vs. Denver								
12/11	vs. Minnesota								
12/18	at Houston								
12/24	vs. Tennessee								
01/01	at Indianapolis								
<b>2016 totals:</b>		<b>10</b>	<b>18</b>	<b>19</b>	<b>15</b>	<b>18</b>	<b>83.3</b>	<b>54</b>	<b>56</b>

### 2015 GAME-BY-GAME STATISTICS

DATE	OPP	GP	PAT	ATT	FG	FGA	PCT	LG	PTS
09/13	vs. Carolina	1	0	1	1	2	50.0	22	3
09/20	vs. Miami	1	2	2	3	3	100.0	58	11
09/27	at New England	1	2	2	1	1	100.0	40	5
10/04	at Indianapolis	1	1	1	2	4	50.0	32	7
10/11	at Tampa Bay	1	4	4	1	1	100.0	31	7
10/18	vs. Houston	1	2	3	0	0	0.0	0	2
10/25	vs. Buffalo	1	4	5	0	0	0.0	0	4
BYE WEEK									
11/08	at N.Y. Jets	1	2	2	3	3	100.0	45	11
11/15	at Baltimore	1	1	1	3	4	75.0	53	10
11/19	vs. Tennessee	1	1	1	4	4	100.0	36	13
11/29	vs. San Diego	1	1	2	4	4	100.0	51	13
12/06	at Tennessee	1	3	5	0	0	0.0	0	3
12/13	vs. Indianapolis	1	6	7	1	1	100.0	46	9
12/20	vs. Atlanta	1	2	2	1	1	100.0	42	5
12/27	at New Orleans	1	1	1	0	0	0.0	0	1
01/03	at Houston	1	0	0	2	2	100.0	43	6
<b>2015 totals:</b>		<b>16</b>	<b>32</b>	<b>39</b>	<b>26</b>	<b>30</b>	<b>86.7</b>	<b>58</b>	<b>110</b>



# PLAYER BIOS

## 91 YANNICK NGAKOUE

DEFENSIVE END

6-2 252 LBS.

MARYLAND

BORN MARCH 31, 1995

BOWIE, MARYLAND

ACQ: 3RD ROUND OF 2016 DRAFT (69TH)

EXP: ROOKIE



### TRANSACTIONS

Originally drafted by Jacksonville in the third round (69th overall) of the 2016 NFL Draft

### PRO (Games played/started - 10/9)

Made his NFL debut in team's season opener in 2016

### 2016 (w/ JAX - 10/9)

Tied for the most sacks (5.0) and has the second-most forced fumbles (3.0) among NFL rookies

- **9/11 vs. G.B.:** Made two tackles (one solo) in NFL and Jaguars debut
- **9/18 at S.D.:** Made his first career start at LEO and made three tackles (two solo), including his first career sack-fumble in the second quarter
- **9/25 vs. BAL:** Registered his second consecutive game with a sack-fumble ... One of three players to register a sack and a forced fumble in consecutive games this season, joining BUF's **Lorenzo Alexander** and WAS' **Trent Murphy**
- **10/2 vs. IND:** Registered four tackles, including 1.0 sack, as well as his first career interception and third career forced fumble ... Only NFL player this season to register a sack, forced fumble and an interception in the same game
- **10/16 at CHI:** Started at LEO and made 1.0 sack, becoming the first rookie in team history to register a sack in four consecutive games ... Fourth player in Jaguars history to register a sack in four consecutive games (**Tony Brackens**, **Rob Meier** and **Gary Walker**)
- **10/23 vs. OAK:** Started at LEO and totaled two solo tackles
- **10/27 at TEN:** Started at LEO and recorded a QB hit
- **11/6 at K.C.:** Started at LEO and made one solo tackle and three QB hits
- **11/13 vs. HOU:** Started at LEO, making one solo tackle and one pass defended
- **11/20 at DET:** Started at LEO and tallied one solo tackle, a five-yard sack of QB **Matthew Stafford**

### COLLEGE (at Maryland, 2013-15)

- As a senior, selected First Team All-Big Ten by coaches and media
- Set Maryland's single-season sack record (13.5), breaking a record set by Mark Duda (1982) and Bruce Palmer (1978)
- Ranked second nationally in sacks per game
- Appeared in all 13 games as a true freshman

### PERSONAL

- Son of Marlene Chantelly
- Honor roll student
- Worked as a volunteer with the homeless and helped mentor children
- Majored in African American studies
- Attended Friendship Collegiate Academy (Washington, D.C.)
- Named a first team Parade All-America and the 2012 D.C. Gatorade Player of the Year
- Rated a four-star recruit by Rivals, No. 11 OLB
- Helped lead the school to the DCSAA title as a senior

### REGULAR SEASON CAREER STATISTICS

YEAR	TEAM	GP/GS	TKL	SOLO	ASST	SACKS	FF	FR	PD	TFL
2016	JAX	10/9	16	14	2	5.0	3	0	2	3
NFL totals: 1 yr.		10/9	16	14	2	5.0	3	0	2	3

### 2016 GAME-BY-GAME STATISTICS

DATE	OPP	TKL	SOLO	ASST	ST	SACKS	FF	FR	PD	TFL
09/11	vs. Green Bay	2	1	1	0	0.0	0	0	0	0
09/18	at San Diego	3	2	1	0	1.0	1	0	0	0
09/25	vs. Baltimore	1	1	0	0	1.0	1	0	0	0
10/02	vs. Indianapolis	4	4	0	0	1.0	1	0	1	1
BYE WEEK										
10/16	at Chicago	1	1	0	0	1.0	0	0	0	1
10/23	vs. Oakland	2	2	0	0	0.0	0	0	0	0
10/27	at Tennessee	0	0	0	0	0.0	0	0	0	0
11/06	at Kansas City	1	1	0	0	0.0	0	0	0	0
11/13	vs. Houston	1	1	0	0	0.0	0	0	1	0
11/20	at Detroit	1	1	0	0	1.0	0	0	0	1
11/27	at Buffalo									
12/04	vs. Denver									
12/11	vs. Minnesota									
12/18	at Houston									
12/24	vs. Tennessee									
01/01	at Indianapolis									
<b>2016 totals:</b>		<b>16</b>	<b>14</b>	<b>2</b>	<b>0</b>	<b>5.0</b>	<b>3</b>	<b>0</b>	<b>2</b>	<b>3</b>

**Additional statistics:** One interception on 10/2 vs. IND, seven-yard return

# PLAYER BIOS

3

## BRAD NORTMAN

PUNTER

6-2 215 LBS.

WISCONSIN

BORN SEPTEMBER 12, 1989

BROOKFIELD, WISCONSIN

ACQ: UFA (CAROLINA) 2016

EXP: FIFTH YEAR



### TRANSACTIONS

Originally selected by Carolina in the sixth round (207th overall) of the 2012 NFL Draft ... Signed as an unrestricted free agent by Jacksonville on 3/10/15

### PRO (Games played/started - 74/0, 6/0)

- Fifth-year punter has played in Carolina and Jacksonville
- Has landed 106 punts inside the 20 and owns a 38.5 career net average
- Played in six postseason games, including Super Bowl 50

### 2016 (w/ JAX - 10/0)

- **9/11 vs. G.B.:** Made Jaguars debut and punted twice for 125 yards (62.5 net avg.) and downed both inside the 5-yard line ... His 67-yard punt is the seventh-longest in franchise history
- **9/18 at S.D.:** Punted four times for 179 yards (44.8 avg.), including downing two punts inside the 20
- **9/25 vs. BAL:** Punted six times for 249 yards (41.5 avg.), including two punts downed inside the 20
- **10/2 vs. IND:** Punted five times for 269 yards (53.8 avg.), including a career-long 78-yard punt in the fourth quarter, the second-longest punt in Jaguars franchise history (Bryan Barker, 83) and longest in the NFL this season ... Had one punt downed inside the 20
- **10/16 at CHI:** Punted five times for 275 yards (55.0 avg.), including a 52.2 net avg. ... Downed two punts inside the 20, including his 100th career punt inside the 20
- **10/23 vs. OAK:** Punted five times for 239 yards (47.8 avg.) including a long punt of 56 yards
- **10/27 at TEN:** Punted six times for 275 yards (45.8 avg.) and downed one punt inside the 20
- **11/6 at K.C.:** Punted four times for 167 yards (41.8 avg.) and downed one punt inside the 20 ... Tallied one special teams tackle
- **11/13 vs. HOU:** Punted three times for 115 yards
- **11/20 at DET:** Punted six times for 245 yards (40.8 avg.) and downed a career-high four punts inside the 20

### 2015 (w/ CAR - 16/0, 3/0)

Played in all 16 games, including three playoff contests ... Season totals include 70 punts for 3,175 yards (45.4 avg.), including a 39.8 net average ... Downed 20 punts inside the 20

- **9/20 vs. HOU:** Punted five times for 377 yards for a season-best 53.9 average
- **11/15 at TEN:** Punted four times for a season-high 47.3 net average
- **02/07 vs. DEN:** Punted seven times for 315 yards (45.0 avg.) in Super Bowl 50

### 2014 (w/ CAR - 16/0, 2/0)

Played in all 16 games, including two postseason games ... Generated a gross average of 44.9 yards and net average of 36.5 yards with a career-high 26 punts inside the 20, five touchbacks, two blocks and a long of 72 yards on 72 punts ... Served as holder on extra points and field goals

- **10/19 at G.B.:** Compiled a season-high 53.9-yard gross average, the second highest of his career, on a season-high seven punts
- **11/16 vs. ATL:** Equaled second-longest punt in team history and matched career long with a 72-yard boot ... Produced a season-high 48.3-yard net average
- **1/3 vs. ARI:** Tied team record for the most punts inside the 20 in a postseason game with three

### 2013 (w/ CAR - 16/0, 1/0)

Played in all 16 games, including one playoff contest ... Set Carolina records with a gross average of 47.8 yards, which ranked second in the NFC and fourth in the NFL, and net average of 41.6 yards, which ranked fourth in the NFC and fifth in the NFL ... Punted 70 times with a career-high 25 inside the 20, five touchbacks and a career long of 72 yards

- **11/24 at MIA:** Established a Carolina single-game record with a 56.7-yard gross average on seven punts ... Uncorked a career-long 72-yard punt, matching the second-longest punt in team history
- **12/22 vs. N.O.:** Generated a season-high net average of 47.0 yards on a season-high eight punts with two inside the 20 ... Pinned the Saints at their 2-yard line and 3-yard line
- Named NFC Special Teams Player of the Month for December, compiling a 48.1 gross average and 44.0-yard net average with eight inside the 20 and had at least one punt longer than 50 yards in all five games

### 2012 (w/ CAR - 16/0)

Recorded a gross average of 43.0 yards and net average of 36.5 yards with 20 punts inside the 20, seven touchbacks, one block of 63 yards on 76 punts

- **10/7 vs. SEA:** Booted a career-long 63-yard punt
- **11/4 at WAS:** Landed a season-high three punts inside the 20
- **11/11 vs. DEN:** Produced a season-high 50.1-yard gross average on a career-high nine punts
- **12/23 vs. OAK:** Generated a season-high 48.3-yard net average

### COLLEGE (at Wisconsin, 2008-11)

- Played in 52 games, taking over the Badgers' punting duties as a freshman
- Generated gross average of 42.1 yards and net average of 36.7 yards with 69 punts inside the 20, 19 touchbacks, four blocks and long of 76 yards on 199 punts, the fourth most in school history
- Gross average ranks as the third highest in UW history
- Thirty five punts traveled more than 50 yards and 53 resulted in fair catches
- Majored in accounting

### PERSONAL

- Attended Central High School in Brookfield, Wis.
- Ranked as the No. 4 punter in the nation by Rivals.com and No. 8 by Scout.com
- Parents are William and Jane Nortman
- Married to wife, Lexi
- Twitter handle is @BradNortmanisms



### REGULAR SEASON CAREER STATISTICS

YEAR	TEAM	GP	PUNTS	YARDS	GROSS AVG.	FC	NET AVG.	IN 20	LG	BLK
2012	CAR	16	76	3,267	43.0	20	36.5	20	63	1
2013	CAR	16	70	3,344	47.8	13	41.6	25	72	0
2014	CAR	16	72	3,236	44.9	20	36.5	26	72	2
2015	CAR	16	70	3,175	45.4	19	39.8	20	65	0
2016	JAX	10	46	2,138	46.5	9	38.6	15	78	0
<b>NFL totals: 5 yrs.</b>		<b>74</b>	<b>334</b>	<b>15,160</b>	<b>45.4</b>	<b>81</b>	<b>38.5</b>	<b>106</b>	<b>78</b>	<b>3</b>



### CAREER HIGHS

	GAME	SEASON
<b>Punts:</b>	9 (11/11/12 vs. Denver)	76 (2012)
<b>Yards:</b>	451 (11/11/12 vs. Denver)	3,344 (2013)
<b>Gross average:</b>	62.5 (9/11/16 vs. Green Bay)	47.8 (2013)
<b>Net average:</b>	62.5 (9/11/16 vs. Green Bay)	41.5 (2013)
<b>Inside the 20:</b>	4 (11/20/16 at Detroit)	26 (2014)
<b>Long:</b>	78 (10/2/16 vs. Indianapolis)	72 (2013 & 2014)



### 2016 GAME-BY-GAME STATISTICS

DATE	OPP	PUNTS	YARDS	GROSS AVG.	FC	NET AVG.	IN 20	LG	BLK	
09/11	vs. Green Bay	2	125	62.5	0	62.5	2	67	0	
09/18	at San Diego	4	179	44.8	0	39.5	2	56	0	
09/25	vs. Baltimore	6	249	41.5	2	38.2	2	49	0	
10/02	vs. Indianapolis	5	269	53.8	1	46.2	1	78	0	
BYE WEEK										
10/16	at Chicago	5	275	55.0	1	52.2	2	60	0	
10/23	vs. Oakland	5	239	47.8	0	39.6	0	56	0	
10/27	at Tennessee	6	275	45.8	1	41.0	1	60	0	
11/06	at Kansas City	4	167	41.8	1	25.3	1	47	0	
11/13	vs. Houston	3	115	38.3	0	12.7	0	48	0	
11/20	at Detroit	6	245	40.8	3	31.7	4	54	0	
11/27	at Buffalo									
12/04	vs. Denver									
12/11	vs. Minnesota									
12/18	at Houston									
12/24	vs. Tennessee									
01/01	at Indianapolis									
<b>2016 totals:</b>		<b>46</b>	<b>2,138</b>	<b>46.5</b>	<b>9</b>	<b>38.6</b>	<b>15</b>	<b>78</b>	<b>0</b>	

**Additional statistics:** one special teams tackle on 11/6 at K.C.

# PLAYER BIOS

## 2015 GAME-BY-GAME STATISTICS

DATE	OPP	PUNTS	YARDS	GROSS		NET		IN 20	LG	BLK
				AVG.	FC	AVG.	FC			
09/13	at Jacksonville	4	179	44.8	2	37.5	2	56	0	
09/20	vs. Houston	7	377	29.9	0	42.7	0	65	0	
09/27	vs. New Orleans	4	173	43.3	1	22.8	1	55	0	
10/04	at Tampa Bay	4	154	38.5	1	29.8	2	56	0	
BYE WEEK										
10/18	at Seattle	5	243	48.6	1	43.0	1	59	0	
10/25	vs. Philadelphia	4	157	39.3	2	38.8	3	45	0	
11/02	vs. Indianapolis	7	293	41.9	2	39.6	1	61	0	
11/08	vs. Green Bay	6	289	48.2	1	45.2	0	60	0	
11/15	at Tennessee	4	189	47.3	2	47.3	2	63	0	
11/22	vs. Washington	4	207	51.8	1	46.0	1	56	0	
11/26	at Dallas	2	80	40.0	1	36.0	1	58	0	
12/06	at New Orleans	3	114	38.0	1	35.7	1	45	0	
12/13	vs. Atlanta	4	196	49.0	0	46.5	0	65	0	
12/20	at N.Y. Giants	7	318	45.4	3	40.9	1	59	0	
12/27	at Atlanta	3	130	43.3	1	36.7	2	63	0	
01/03	vs. Tampa Bay	2	76	38.0	1	38.0	2	51	0	
<b>2015 totals:</b>		<b>70</b>	<b>3,175</b>	<b>45.4</b>	<b>19</b>	<b>39.8</b>	<b>20</b>	<b>65</b>	<b>0</b>	
01/17	vs. Seattle	5	188	37.6	3	36.0	2	46	0	
01/24	vs. Arizona	3	119	39.7	1	39.0	0	44	0	
02/07	at Denver	7	315	45.0	4	33.4	1	61	0	
<b>Postseason totals:</b>		<b>15</b>	<b>622</b>	<b>41.5</b>	<b>8</b>	<b>35.4</b>	<b>3</b>	<b>61</b>	<b>0</b>	

## 2014 GAME-BY-GAME STATISTICS

DATE	OPP	PUNTS	YARDS	GROSS		NET		IN 20	LG	BLK
				AVG.	FC	AVG.	FC			
09/07	at Tampa Bay	6	282	47.0	1	37.7	2	54	0	
09/14	vs. Detroit	6	269	44.8	2	36.2	1	57	0	
09/21	vs. Pittsburgh	4	210	52.5	0	43.3	2	65	0	
09/28	at Baltimore	4	194	48.5	2	39.0	0	58	0	
10/05	vs. Chicago	5	241	48.2	1	38.2	2	62	0	
10/12	at Cincinnati	1	38	38.0	0	38.0	0	38	0	
10/29	at Green Bay	7	377	42.7	0	42.7	2	67	0	
10/26	vs. Seattle	2	78	39.0	1	39.0	1	47	0	
10/30	vs. New Orleans	6	253	41.8	4	41.8	3	58	0	
11/10	at Philadelphia	7	333	35.4	2	35.4	1	59	0	
11/16	vs. Atlanta	6	214	35.7	2	35.7	3	42	0	
BYE WEEK										
11/30	at Minnesota	4	146	16.8	0	16.8	1	43	2	
12/07	at New Orleans	4	158	22.5	0	22.5	2	49	0	
12/14	vs. Tampa Bay	3	99	33.0	3	33.0	3	37	0	
12/21	vs. Cleveland	4	199	43.8	2	43.8	1	60	0	
12/28	at Atlanta	3	145	48.3	0	48.8	2	72	0	
<b>2014 totals:</b>		<b>72</b>	<b>3,236</b>	<b>44.9</b>	<b>20</b>	<b>37.5</b>	<b>26</b>	<b>72</b>	<b>2</b>	
01/03	vs. Arizona	4	149	37.3	2	32.3	3	49	0	
01/10	at Seattle	4	157	39.3	3	37.0	1	48	0	
<b>Postseason totals:</b>		<b>8</b>	<b>306</b>	<b>38.2</b>	<b>5</b>	<b>34.6</b>	<b>4</b>	<b>49</b>	<b>0</b>	

## 2013 GAME-BY-GAME STATISTICS

DATE	OPP	PUNTS	YARDS	GROSS		NET		IN 20	LG	BLK
				AVG.	FC	AVG.	FC			
09/08	vs. Seattle	5	239	47.8	0	38.2	2	57	0	
09/15	at Buffalo	5	257	51.4	2	43.6	3	62	0	
09/22	vs. N.Y. Giants	2	97	48.5	0	38.5	0	49	0	
BYE WEEK										
10/06	at Arizona	4	195	48.8	0	38.8	1	63	0	
10/13	at Minnesota	3	99	33.0	2	33.0	3	34	0	
10/20	vs. St. Louis	3	154	51.3	0	42.7	1	56	0	
10/24	at Tampa Bay	4	216	43.2	1	42.0	3	59	0	
11/03	vs. Atlanta	3	128	42.7	1	37.3	2	57	0	
11/10	at San Francisco	7	320	45.7	0	37.9	2	65	0	
11/18	vs. New England	2	87	43.5	1	37.0	0	50	0	
11/24	at Miami	7	397	56.7	0	46.6	0	72	0	
12/01	vs. Tampa Bay	3	138	46.0	2	46.0	1	55	0	
12/08	at New Orleans	5	227	45.4	1	42.0	1	57	0	
12/15	vs. N.Y. Jets	2	92	46.0	0	46.0	1	52	0	
12/22	vs. New Orleans	8	406	50.8	1	47.0	2	60	0	
12/29	at Atlanta	6	292	48.7	2	39.7	3	64	0	
<b>2013 totals:</b>		<b>70</b>	<b>3,344</b>	<b>47.8</b>	<b>13</b>	<b>41.6</b>	<b>25</b>	<b>72</b>	<b>0</b>	
01/12	vs. San Francisco	2	84	42.0	2	42.0	1	51	0	
<b>Postseason totals:</b>		<b>2</b>	<b>84</b>	<b>42.0</b>	<b>2</b>	<b>42.0</b>	<b>1</b>	<b>51</b>	<b>0</b>	

## 2012 GAME-BY-GAME STATISTICS

DATE	OPP	PUNTS	YARDS	GROSS		NET		IN 20	LG	BLK
				AVG.	FC	AVG.	FC			
09/09	at Tampa Bay	5	199	39.8	3	33.2	2	47	1	
09/16	vs. New Orleans	5	229	45.8	1	35.8	2	58	0	
09/20	vs. N.Y. Giants	3	125	41.7	1	33.0	1	44	0	
09/30	at Atlanta	6	271	45.2	3	42.3	2	49	0	
10/07	vs. Seattle	7	318	45.4	0	39.9	2	63	0	
BYE WEEK										
10/21	vs. Dallas	6	248	41.3	2	38.5	2	55	0	
10/28	at Chicago	3	77	25.7	0	22.0	0	36	0	
11/04	at Washington	5	161	32.2	0	33.0	3	49	0	
11/11	vs. Denver	9	451	50.1	1	36.2	1	59	0	
11/18	vs. Tampa Bay	6	274	45.7	1	39.8	1	55	0	
11/26	at Philadelphia	5	188	37.6	3	31.2	0	44	0	
12/02	at Kansas City	4	184	46.0	2	39.5	1	51	0	
12/09	vs. Atlanta	2	88	44.0	1	34.0	1	58	0	
12/16	at San Diego	4	158	39.5	2	28.8	1	44	0	
12/23	vs. Oakland	4	195	48.8	0	48.3	1	55	0	
12/30	at New Orleans	2	101	50.5	0	41.0	0	54	0	
<b>2012 totals:</b>		<b>76</b>	<b>3,267</b>	<b>43.0</b>	<b>7</b>	<b>37.0</b>	<b>20</b>	<b>63</b>	<b>1</b>	

# PLAYER BIOS

## 75 JARED ODRICK

DEFENSIVE LINEMAN

6-5 305 LBS.

PENN STATE

BORN DECEMBER 31, 1987

LEBANON COUNTY, PENNSYLVANIA

ACQ: UNRESTRICTED FREE AGENT (MIAMI) 2015

EXP: 7TH YEAR



- **9/12 vs. N.E.:** Intercepted the only pass of his career in the season-opener
- **10/2 at S.D.:** Posted 1.0 sack
- Posted 1.0 sack in three consecutive games on **11/6 at K.C.**, on **11/13 vs. WAS** and on **11/20 vs. BUF**
- **1/1/12 vs. NYJ:** Finished the season with two solo tackles, including 1.0 sack on in the season finale

### 2010 (w/ MIA - 1/1)

- **9/12 at BUF:** Made his NFL debut in the season-opener on and started at RDE ... Finished with one solo tackle before suffering a leg injury ... Placed on injured reserve on Oct. 22

### COLLEGE (at Penn State, 2006-09)

- Four-year letterman (2006-2009) and three-year starter at Penn State
- Career totals included 104 tackles (47 solo), 14.5 sacks and 25.5 tackles for loss
- As a senior in 2009, started all 13 games and was named a first-team All-America selection, first-team All-Big Ten selection and the coaches' Big Ten Defensive Player of the Year, becoming the first defensive lineman to win the honor since 1993
- Fourth player in school history to win Big Ten Defensive Player of the Year
- Majored in sociology

### TRANSACTIONS

Originally drafted by Miami in the first round (28th overall) of the 2010 draft ... Signed by Jacksonville as an unrestricted free agent on 3/11/15

### PRO (Games played/started - 87/63)

- Seventh-year DL joined Jacksonville prior to the 2015 season
- Spent first five seasons (2010-14) with Miami

### 2016 (w/ JAX - 6/6)

- **9/11 vs. G.B.:** Made five tackles (three solo) and one sack in team's season opener
- **9/18 at S.D.:** Started at DE
- **9/25 vs. BAL:** Inactive (elbow)
- **10/2 vs. IND:** Inactive (elbow)
- **10/16 at CHI:** Returned to the starting lineup at DE and made three tackles (two solo)
- **10/23 vs. OAK:** Started at DE
- **10/27 at TEN:** Inactive (quad)
- **11/6 at K.C.:** Inactive (ankle)
- **11/13 vs. HOU:** Started at DE and made one solo tackle
- **11/20 at DET:** Started at DE and had three solo tackles, one pass defended and one forced fumble

### 2015 (w/ JAX - 16/16)

Started and played in all 16 games and led the team with 5.5 sacks ... Totaled 29 tackles (23 solo), including 10 tackles for loss, three passes defended and one forced fumble

- **9/13 vs. CAR:** Made three tackles (three solo) in Jaguars debut
- **9/20 vs. MIA:** Made two solo tackles, one sack, one pass defended and one forced fumble
- **9/27 at N.E.:** Made two solo tackles, including a tackle for loss
- **10/11 at T.B.:** Recorded three tackles (one solo) and two QB hurries .
- **11/8 at NYJ:** Made two tackles (one solo), including one sack
- **11/19 vs. TEN:** Made a season-high four solo tackles, including two tackles for loss and one sack
- **11/29 vs. S.D.:** Had one solo tackle, including a tackle for loss and sack in his 75th consecutive game played
- **12/13 vs. IND:** Started at DE and made two tackles (two solo), including one tackle for loss
- **12/20 vs. ATL:** Recorded three solo tackles, including two tackles for loss, one sack, and one pass defended that resulted in a LB **Paul Posluszny** interception in the third quarter
- **1/3 at HOU:** Played in his 80th consecutive game and totaled four tackles (two solo) ... Credited with 0.5 sacks

### 2014 (w/ MIA - 16/16)

Started all 16 games for the first time in his career ... Played in all 16 games for the fourth consecutive season ... Totaled 29 tackles (23 solo), one sack, three tackles for loss, one forced fumble and one fumble recovery ... Part of Miami defense that ranked 12th in the NFL

- **9/21 vs. K.C.** Registered his only sack of the season and forced one fumble

### 2013 (w/ MIA - 16/5)

Played in all 16 games (five starts) ... Posted a career-high 42 tackles (33 solo), 4.5 sacks, nine tackles for loss and two passes defended

- **10/6 vs. BAL:** Posted a season-high six tackles (five solo)
- **10/27 at N.E.:** Registered a career-high 2.0 sacks, the only multi-sack game of his career
- **11/24 vs. CAR:** Started at RDE and made two solo tackles

### 2012 (w/ MIA - 16/12)

Appeared in all 16 games (12 starts) for the second consecutive season ... Season totals include 35 tackles (26 solo), 5.0 sacks, a career-high 12 tackles for loss and two passes defended ... Started the first nine games of the season at LDE

- Registered at least a half-sack in three consecutive games on **9/23 vs. NYJ** (0.5), **9/30 at ARI** (1.0) and **10/7 at CIN** (0.5)
- Posted a sack in back-to-back games on **12/9 at S.F.** and on **12/16 vs. JAX**

### 2011 (w/ MIA - 16/7)

Appeared in all 16 games (seven starts) for the first time in his career ... Posted a career-high 6.0 sacks ... Season totals include 22 tackles (20 solo), five tackles for loss, two passes defended and one forced fumble

### PERSONAL

- Attended Lebanon (Pa.) High School where he was a Parade and U.S. Army All-America selection as a senior
- First-team All-State and Big 33 selection
- Totaled 70 tackles, 5.0 sacks and 10 tackles for loss as a senior in 2005
- Registered 80 tackles, 8.0 sacks and 18 tackles for loss as a junior in 2004, in addition to playing on the offensive line
- Also lettered in basketball and track and field
- Full name is Jared Taylor Odrick
- Twitter handle is @JaredOdrick



### REGULAR SEASON CAREER STATISTICS

YEAR	TEAM	GP/GS	TKL	SOLO	ASST	SACKS	FF	FR	PD	TFL	INT
2010	MIA	1/1	1	1	0	0.0	0	0	0	1	0
2011	MIA	16/7	22	20	2	6.0	1	0	2	5	1
2012	MIA	16/12	35	26	9	5.0	0	0	2	12	0
2013	MIA	16/5	42	33	9	4.5	1	0	2	9	0
2014	MIA	16/16	29	23	6	1.0	1	1	5	3	0
2015	JAX	16/16	29	23	6	5.5	1	0	3	10	0
2016	JAX	6/6	12	9	3	1.0	1	0	1	0	0
<b>NFL totals: 7 yrs.</b>		<b>87/63</b>	<b>170</b>	<b>135</b>	<b>35</b>	<b>23.0</b>	<b>5</b>	<b>1</b>	<b>15</b>	<b>40</b>	<b>1</b>



### CAREER HIGHS

	GAME	SEASON
<b>Tackles:</b>	6 (10/6/13 vs. BAL)	42 (2013)
<b>Sacks:</b>	2.0 (10/27/13 at N.E.)	6.0 (2011)
<b>Forced fumbles:</b>	1 (five times; last: 11/20/16 at DET)	1 (2011, 2013-15)
<b>Fumble recoveries:</b>	1 (11/2/14 vs. S.D.)	1 (2014)
<b>Passes defended:</b>	2 (10/12/14 vs. G.B.)	5 (2014)
<b>Tackles for loss:</b>	4 (9/30/13 at N.O.)	12 (2012)
<b>Interceptions:</b>	1 (9/12/11 vs. N.E.)	1 (2011)



### 2016 GAME-BY-GAME STATISTICS

DATE	OPP	TKL	SOLO	ASST	ST	SACKS	FF	FR	PD	TFL
09/11	vs. Green Bay	5	3	2	0	1.0	0	0	0	0
09/18	at San Diego	0	0	0	0	0.0	0	0	0	0
09/25	vs. Baltimore					ina				
10/02	vs. Indianapolis					ina				
	BYE WEEK									
10/16	at Chicago	3	2	1	0	0.0	0	0	0	0
10/23	vs. Oakland	0	0	0	0	0.0	0	0	0	0
10/27	at Tennessee					ina				
11/06	at Kansas City					ina				
11/13	vs. Houston	1	1	0	0	0.0	0	0	0	0
11/20	at Detroit	3	3	0	0	0.0	1	0	1	0
11/27	at Buffalo									
12/04	vs. Denver									
12/11	vs. Minnesota									
12/18	at Houston									
12/24	vs. Tennessee									
01/01	at Indianapolis									
<b>2016 totals:</b>		<b>12</b>	<b>9</b>	<b>3</b>	<b>0</b>	<b>1.0</b>	<b>1</b>	<b>0</b>	<b>1</b>	<b>0</b>



# PLAYER BIOS



## 2015 GAME-BY-GAME STATISTICS

DATE	OPP	TKL	SOLO	ASST	SACKS	FF	FR	PD	TFL	INT
09/13	vs. Carolina	3	3	0	0.0	0	0	0	0	0
09/20	vs. Miami	2	2	0	1.0	1	0	1	0	0
09/27	at New England	2	2	0	0.0	0	0	0	1	0
10/04	at Indianapolis	1	0	1	0.0	0	0	0	0	0
10/11	at Tampa Bay	3	1	2	0.0	0	0	0	0	0
10/18	vs. Houston	0	0	0	0.0	0	0	1	0	0
10/25	vs. Buffalo	0	0	0	0.0	0	0	0	0	0
BYE WEEK										
11/08	at N.Y. Jets	2	1	1	1.0	0	0	0	1	0
11/15	at Baltimore	1	1	0	0.0	0	0	0	1	0
11/19	vs. Tennessee	4	4	0	1.0	0	0	0	2	0
11/29	vs. San Diego	1	1	0	1.0	0	0	0	1	0
12/06	at Tennessee	1	1	0	0.0	0	0	0	1	0
12/13	vs. Indianapolis	2	2	0	0.0	0	0	0	1	0
12/20	vs. Atlanta	3	3	0	1.0	0	0	1	2	0
12/27	at New Orleans	0	0	0	0.0	0	0	0	0	0
01/03	at Houston	4	2	2	0.5	0	0	0	0	0
<b>2015 totals:</b>		<b>29</b>	<b>23</b>	<b>6</b>	<b>5.5</b>	<b>1</b>	<b>0</b>	<b>3</b>	<b>10</b>	<b>0</b>



## 2014 GAME-BY-GAME STATISTICS

DATE	OPP	TKL	SOLO	ASST	SACKS	FF	FR	PD	TFL	INT
09/07	vs. New England	3	3	0	0.0	0	0	0	0	0
09/14	at Miami	3	1	2	0.0	0	0	0	0	0
09/21	vs. Kansas City	1	1	0	1.0	1	0	0	0	0
09/28	at Oakland	1	1	0	0.0	0	0	1	0	0
BYE WEEK										
10/12	vs. Green Bay	1	1	0	0.0	0	0	2	0	0
10/19	at Chicago	0	0	0	0.0	0	0	0	0	0
10/26	at Jacksonville	2	1	1	0.0	0	0	0	0	0
11/02	vs. San Diego	0	0	0	0.0	0	1	0	0	0
11/09	at Detroit	1	1	0	0.0	0	0	0	0	0
11/13	vs. Buffalo	1	1	0	0.0	0	0	1	1	0
11/23	at Denver	1	1	0	0.0	0	0	0	0	0
12/01	at N.Y. Jets	3	2	1	0.0	0	0	0	0	0
12/07	vs. Baltimore	4	3	1	0.0	0	0	0	0	0
12/14	at New England	1	0	1	0.0	0	0	1	0	0
12/21	vs. Minnesota	3	3	0	0.0	0	0	0	0	0
12/28	vs. N.Y. Jets	4	4	0	0.0	0	0	0	2	0
<b>2014 totals:</b>		<b>29</b>	<b>23</b>	<b>6</b>	<b>1.0</b>	<b>1</b>	<b>1</b>	<b>5</b>	<b>3</b>	<b>0</b>



## 2013 GAME-BY-GAME STATISTICS

DATE	OPP	TKL	SOLO	ASST	SACKS	FF	FR	PD	TFL	INT
09/08	at Cleveland	1	1	0	0.0	0	0	0	0	0
09/15	at Indianapolis	2	1	1	0.0	0	0	0	0	0
09/22	vs. Atlanta	2	2	0	0.0	0	0	0	0	0
09/30	at New Orleans	5	4	1	1.0	0	0	0	4	0
10/06	vs. Baltimore	6	5	1	0.0	0	0	1	0	0
BYE WEEK										
10/20	vs. Buffalo	2	2	0	0.0	0	0	0	1	0
10/27	at New England	4	2	2	2.0	0	0	0	2	0
10/31	vs. Cincinnati	1	0	1	0.5	0	0	0	0	0
11/11	at Tampa Bay	4	4	0	0.0	0	0	0	0	0
11/17	vs. San Diego	2	2	0	1.0	0	0	1	1	0
11/24	vs. Carolina	2	2	0	0.0	0	0	0	1	0
12/01	at N.Y. Jets	1	0	1	0.0	0	0	0	0	0
12/08	at Pittsburgh	2	1	1	0.0	0	0	0	0	0
12/15	vs. New England	1	0	1	0.0	0	0	0	0	0
12/22	at Miami	5	4	1	0.0	1	0	0	0	0
12/29	vs. N.Y. Jets	2	0	2	0.0	0	0	0	0	0
<b>2013 totals:</b>		<b>42</b>	<b>33</b>	<b>9</b>	<b>4.5</b>	<b>1</b>	<b>0</b>	<b>2</b>	<b>9</b>	<b>0</b>



## 2012 GAME-BY-GAME STATISTICS

DATE	OPP	TKL	SOLO	ASST	SACKS	FF	FR	PD	TFL	INT
09/09	at Houston	2	0	2	0.0	0	0	0	0	0
09/16	vs. Oakland	1	0	1	0.0	0	0	0	0	0
09/23	vs. N.Y. Jets	2	1	1	0.5	0	0	0	0	0
09/30	at Arizona	3	3	0	1.0	0	0	0	1	0
10/07	at Cincinnati	2	0	2	0.0	0	0	0	0	0
10/13	vs. St. Louis	2	0	2	0.0	0	0	1	1	0
BYE WEEK										
10/28	at N.Y. Jets	2	0	2	0.0	0	0	0	0	0
11/04	at Indianapolis	4	3	1	0.0	0	0	0	1	0
11/11	vs. Tennessee	1	1	0	0.0	0	0	0	1	0
11/15	at Buffalo	3	1	2	0.0	0	0	0	1	0
11/25	vs. Seattle	4	4	0	1.0	0	0	0	2	0
12/02	vs. New England	1	1	0	0.0	0	0	0	0	0
12/09	at San Francisco	4	3	1	1.0	0	0	0	1	0
12/16	vs. Jacksonville	2	2	0	1.0	0	0	0	1	0
12/23	vs. Buffalo	1	1	0	0.0	0	0	0	0	0
12/30	at Miami	1	1	0	0.0	0	0	0	1	0
<b>2012 totals:</b>		<b>35</b>	<b>26</b>	<b>9</b>	<b>5.0</b>	<b>0</b>	<b>0</b>	<b>2</b>	<b>12</b>	<b>0</b>



## 2011 GAME-BY-GAME STATISTICS

DATE	OPP	TKL	SOLO	ASST	SACKS	FF	FR	PD	TFL	INT
09/12	vs. New England	2	2	0	0.0	0	0	1	0	1
09/18	vs. Houston	3	2	1	0.0	0	0	0	0	0
09/25	at Cleveland	0	0	0	0.0	0	0	0	0	0
10/02	at San Diego	2	2	0	0.0	1	0	0	1	0
BYE WEEK										
10/17	at N.Y. Jets	0	0	0	0.0	0	0	0	0	0
10/23	vs. Denver	3	3	0	1.0	0	0	0	1	0
10/30	at N.Y. Giants	0	0	0	0.0	0	0	0	0	0
11/06	at Kansas City	1	1	0	1.0	0	0	0	0	0
11/13	vs. Washington	1	1	0	1.0	0	0	0	1	0
11/20	vs. Buffalo	3	2	1	1.0	0	0	0	1	0
11/24	at Dallas	0	0	0	0.0	0	0	0	0	0
12/04	vs. Oakland	0	0	0	0.0	0	0	0	0	0
12/11	vs. Philadelphia	2	2	0	0.0	0	0	1	0	0
12/18	at Buffalo	2	2	0	1.0	0	0	0	1	0
12/24	at Miami	1	1	0	0.0	0	0	0	0	0
01/01	vs. N.Y. Jets	2	2	0	1.0	0	0	0	0	0
<b>2011 totals:</b>		<b>22</b>	<b>20</b>	<b>2</b>	<b>6.0</b>	<b>1</b>	<b>0</b>	<b>2</b>	<b>5</b>	<b>1</b>



## 2010 GAME-BY-GAME STATISTICS

DATE	OPP	TKL	SOLO	ASST	SACKS	FF	FR	PD	TFL	INT
09/12	at Buffalo	1	1	0	0.0	0	0	0	0	0
09/19	at Minnesota	ina								
09/26	vs. N.Y. Jets	ina								
10/04	vs. New England	ina								
BYE WEEK										
10/17	at Green Bay	ina								
10/24	vs. Pittsburgh	ina								
10/31	at Cincinnati	ina								
11/07	at Baltimore	ina								
11/14	vs. Tennessee	ina								
11/18	vs. Chicago	ina								
11/28	at Oakland	IR								
12/05	vs. Cleveland	IR								
12/12	at N.Y. Jets	IR								
12/19	vs. Buffalo	IR								
12/26	vs. Detroit	IR								
01/02	at New England	IR								
<b>2010 totals:</b>		<b>1</b>	<b>1</b>	<b>0</b>	<b>0.0</b>	<b>0</b>	<b>0</b>	<b>0</b>	<b>0</b>	<b>0</b>



# PLAYER BIOS

## 78 JERMEY PARNELL

OFFENSIVE TACKLE

6-6 315 LBS.

MISSISSIPPI

BORN JULY 20, 1986

BLYTHEVILLE, ARKANSAS

ACQ: UNRESTRICTED FREE AGENT (DALLAS) 2015

EXP: 6TH YEAR



### 2009 (w/ NO - ps)

Spent the entire regular season on New Orleans' practice squad after signing as a rookie free agent

### COLLEGE (at Mississippi, 2006-09)

- Played only one season of collegiate football
- Saw action as a senior for the first time since eighth grade and played in five games as a defensive lineman
- Was a four-year letterman for the Rebels basketball team
- Played in 30 games with seven starts as a senior, averaging 3.7 points and 3.3 rebounds while ranking second on the team with 22 blocked shots
- Majored in art

### PERSONAL

- Attended Gosnell High School in Arkansas
- Two-time first-team all-state selection in basketball
- Averaged 21 points, 13 rebounds, five assists and four blocks a game as a senior
- Played summer basketball in China in 2005 and 2006, and also played AAU for the Arkansas Wings

### TRANSACTIONS

Originally signed by New Orleans as an undrafted rookie on 5/4/09 ... Waived on 9/4/09 ... Signed by New Orleans to the practice squad on 9/6/09 ... Waived on 9/4/10 ... Claimed off waivers by Miami on 9/5/10 ... Waived on 9/25/10 ... Signed by New Orleans to the practice squad on 9/28/10 ... Signed by Dallas to the 53-man roster on 10/24/10 ... Signed by Jacksonville as an unrestricted free agent on 3/11/15

### PRO (Games played/started - 79/32)

- Sixth-year OT spent time with New Orleans, Miami and Dallas before signing with Jacksonville on 3/11/15
- Blocked for NFL's leading rusher RB **DeMarco Murray** in 2014 and did not allow a sack at RT
- Began career as an undrafted free agent with New Orleans in 2009

### 2016 (w/ JAX - 10/10)

- **9/11 vs. G.B.:** Started at RT in his 70th career game
- **9/18 at S.D.:** Started at RT
- **9/25 vs. BAL:** Started at RT
- **10/2 vs. IND:** Started at RT and played in all 72 offensive snaps, helping the team rush for 136 yards
- **10/16 at CHI:** Started at RT
- **10/23 vs. OAK:** Started at RT
- **10/27 at TEN:** Started at RT
- **11/6 at K.C.:** Started at RT, helping the team rush for a season-high 205 yards
- **11/13 vs. HOU:** Started at RT
- **11/20 at DET:** Started at RT and was part of an offensive line that did not allow a sack

### 2015 (w/ JAX - 15/15)

Played in 15 games with a career-high 15 starts at RT

- **9/13 vs. CAR:** Made his Jaguars debut at RT in team's season opener
- **9/20 vs. MIA:** Started at RT, helped the Jaguars rush for 123 yards and did not allow a sack
- **10/4 at IND:** Started at RT, helping RB **T.J. Yeldon** rush for 100+ yards
- **10/25 vs. BUF:** Started at RT, helping RB T.J. Yeldon rush for a season-high 115 yards
- **12/13 vs. IND:** Started at RT, helping the Jaguars rush for a season-high 154 yards

### 2014 (w/ DAL - 16/5)

Appeared in all 16 games with a career-high five starts at RT ... Also saw time on special teams and as extra OL in jumbo packages ... Had only one penalty for five yards ... Did not allow a sack ... Part of OL that ranked ninth in the NFL with 30 sacks allowed ... Blocked for Pro Bowl QB **Tony Romo** who led NFL in passer rating (113.2), completion percentage (69.9) and yards-per-attempt (8.52) ... Part of OL that blocked for NFL rushing leader RB **DeMarco Murray** who set franchise record with 1,845 rushing yards and NFL-high 2,261 yard from scrimmage ... Cowboys finished season ranked second in rushing yards per game (147.1)

- **10/19 vs. NYG:** Made first start of the season in place of OL **Doug Free** and blocked for DeMarco Murray's seventh consecutive 100-yard game, the first player in NFL history with seven straight 100-yard games to open a season
- **1/4 vs. DET:** Made postseason debut with a start at RT

### 2013 (w/ DAL - 16/1)

Played in all 16 games for the second consecutive season and made one start ... Saw most of his action in jumbo packages and on special teams

### 2012 (w/ DAL - 16/1)

Saw action in all 16 games for the first time in his career ... Rotated series at RT with Doug Free for the last two months of the season

- **11/22 vs. WAS:** Made first career start

### 2011 (w/ DAL - 6/0)

Saw action in six games, mainly on special teams

### 2010 (w/ MIA - 0/0; w/ DAL - 0/0)

Spent the preseason with New Orleans before he was waived on final cuts ... Was claimed off waivers by Miami on Sept. 5 and waived on Sept. 25 ... Signed by New Orleans to practice squad on Sept. 28 before he was signed to Dallas' 53-man roster on Oct. 14 ... Was inactive for all 12 games with the Cowboys

# PLAYER BIOS

51

## PAUL POSLUSZNY



LINEBACKER

6-2 240 LBS.


PENN STATE

BORN OCTOBER 10, 1984

ALTIQUIPPA, PENNSYLVANIA

ACQ: UNRESTRICTED FREE AGENT (BUFFALO) 2011

EXP: 10TH YEAR



### TRANSACTIONS

Originally drafted by Buffalo in the second round (34th overall) of the 2007 draft ... Signed by Jacksonville as an unrestricted free agent on 7/29/11

### PRO (Games played/started - 123/123)

- Tenth-year LB has started 123 career games and is in his sixth season with the Jaguars
- Has registered 871 tackles as a Jaguar, the second-most in franchise history
- Voted to Pro Bowl in 2013
- Owns two of the four highest tackle totals in Jaguars history as he compiled 192 tackles in 2011, the fourth-most for a season

### 2016 (w/ JAX - 10/10)

- **9/11 vs. G.B.:** Made five tackles (four solo) at MLB in the team's season opener
- **9/18 at S.D.:** Started at MLB and tallied a team-high 11 tackles (six solo)
- **9/25 vs. BAL:** Posted a team-high 12 tackles (10 solo) and his 15th career INT
- **10/2 vs. IND:** Started at MLB and recorded seven tackles (five solo) and a tackle for a loss ... Posted his second career multi-sack game (1.5 sacks)
- **10/16 at CHI:** Led the team with 11 tackles (10 solo), including one tackle for loss
- **10/23 vs. OAK:** Finished second on the team with eight tackles (seven solo), including one tackle for loss
- **10/27 at TEN:** Finished third on the team with 10 tackles (six solo)
- **11/6 at K.C.:** Led the team with 10 tackles (six solo) and registered one QB hit
- **11/13 vs. HOU:** Started at MLB and tallied five tackles (four solo)
- **11/20 at DET:** Started at MLB and made six tackles (five solo), including one tackle for loss

### 2015 (w/ JAX - 14/14)

Started and played in 14 games, missing two games because of ankle and hand injuries ... Led the team with 133 tackles (103 solo), the seventh time in the last eight seasons that he's tallied 100+ tackles ... Tied for the team lead (LB **Telvin Smith**) with 13 tackles for loss, the most by a Jaguars LB since LB **Kevin Hardy's** 13 tackles for loss in 1999 ... Tied a career-high with three INTs

- **9/13 vs. CAR:** In his 100th game and start, made nine tackles (eight solo) and recorded a 19-yard interception return in the second quarter
- **9/20 vs. MIA:** Made seven solo tackles and registered one QB hurry
- **9/27 at N.E.:** Made a game-high 18 tackles (14 solo)
- **10/18 vs. HOU:** Made 10 tackles (nine solo), including two tackles for loss
- **10/25 vs. BUF:** Made seven tackles (six solo), including one tackle for loss ... Added his 13th career interception
- **11/8 at NYJ:** Made seven tackles (three solo), including one tackle for loss
- **11/15 at BAL:** Was second on the team with 10 tackles (six solo) and recorded one pass defended
- **11/29 vs. S.D.:** Led the team with 11 tackles (11 solo), including a season-high three tackles for loss
- **12/6 at TEN:** Led the team with 13 tackles (10 solo), including two tackles for loss ... Exited the game in the fourth quarter with a hand injury
- **12/20 vs. ATL:** Tallied a team-high 10 tackles (nine solo), including two tackles for loss, one interception and one pass defended
- **12/27 at N.O.:** Posted nine tackles (seven solo), and 1.0 sack and one pass defended
- **1/3 at HOU:** Started at MLB and made 10 tackles (four solo)

### 2014 (w/ JAX - 7/7)

Started the first seven games at MLB before suffering a season-ending torn pectoral muscle on Oct. 19 vs. Cleveland ... Ranked fifth on the club with 69 tackles (47 solo), two sacks, one pass defended, two tackles for loss, three QB hits and one fumble recovery

- **9/7 at PHI:** Started at MLB in season-opener and paced team with 12 tackles (11 solo) ... Left the game in the third quarter with a knee injury but returned to the game
- **9/14 at WAS:** Ranked second on the team with seven tackles (four solo)
- **9/21 at IND:** Led team with 11 tackles (seven solo)
- **9/28 at S.D.:** Registered a game-high 11 tackles (9 solo)
- **10/5 vs. PIT:** Totaled a team-high 12 tackles (nine solo) along with one sack, one tackle for loss, one QB hit and a pass defended
- **10/19 vs. CLE:** Registered a game-high 12 tackles (five solo) along with one sack, one tackle for loss, one QB hit and one fumble recovery ... Suffered a torn pectoral muscle in the second half
- **10/21:** Placed on injured reserve

### 2013 (w/ JAX - 15/15)

Replaced injured LB **NaVarro Bowman** on the Pro Bowl roster ... Started 15 games at LB and led the Jaguars for the third consecutive season with 161 tackles (121 solo) and tied for team lead with two INTs ... The 161 tackles ranked second in the NFL ... Added a career-high 3.0 sacks and 10 passes defended along with six tackles for loss, two forced fumbles, one fumble recovery and seven QB pressures ... Played 1,038 snaps, the second-most on the team

- **9/15 at OAK:** Posted nine tackles, one sack, one QB hit and one pass defended ... Sacked QB **Terrelle Pryor** in the fourth quarter
- **9/22 at SEA:** Registered a game-high 12 tackles (five solo) along with an INT, one tackle for loss and one pass defended ... Intercepted QB **Russell Wilson** in the third quarter to set up a Jaguars TD
- **10/13 at DEN:** Intercepted QB **Peyton Manning** with 36 seconds remaining in the first half and returned it 59 yards for his first career TD ... Marked the fourth-longest return in team history and longest by a LB
- **10/20 vs. S.D.:** Totaled a season-high 14 tackles (13 solo)
- **10/27 vs. S.F.:** Made a team-high 12 tackles (10 solo)
- **11/10 at TEN:** Forced a fumble of RB **Chris Johnson** on the first play from scrimmage and recovered it to set up a Jaguars TD
- **11/17 vs. ARI:** Inactive (concussion), marking first missed game as a Jaguar
- **11/24 at HOU:** Returned to the lineup and posted a game-high 14 tackles (11 solo) along with two tackles for loss, one QB hit and one pass defended
- **12/1 at CLE:** Paced team with 11 tackles (seven solo), two tackles for loss, a half sack, one QB hit and one pass defended. Split a sack with DE **Jason Babin** in the third quarter
- **12/5 vs. HOU:** Posted double-digit tackles for the third straight game, finishing with a team-high 13 stops (10 solo) along with one tackle for loss and one QB hit
- **12/15 vs. BUF:** Led team with 13 tackles (nine solo) including a sack of QB **E.J. Manuel** in the first quarter ... Set single-season career-high for sacks (2.5)
- **12/22 vs. TEN:** Tallied a game-high 13 tackles (10 solo), his fifth straight game with double-digit tackles ... Split a sack of QB **Ryan Fitzpatrick** with DT **Abry Jones** in the first quarter

### 2012 (w/ JAX - 16/16)

Started all 16 games for the second consecutive season and third time overall ... Led team with a single-season franchise record 231 tackles, surpassing the previous mark of 230 set by LB **Hardy Nickerson** in 2001 ... Matched his career-high two sacks and three INTs ... Added two forced fumbles and four passes defended ... Had double-digit tackles in 15 of 16 games

- **9/9 at MIN:** Registered 16 tackles (10 solo) with one tackle for loss
- **9/16 vs. HOU:** Logged 17 tackles (10 solo) with one tackle for loss
- **9/23 at IND:** Intercepted a QB **Andrew Luck** pass in the third quarter and returned it 13 yards before a lateral to S **Dawan Landry** added nine yards
- **11/4 vs. DET:** Led team with 17 tackles (12 solo)
- **11/18 at HOU:** Forced an RB **Arian Foster** fumble in the third quarter, intercepted QB **Matt Schaub** in the fourth quarter and finished with a team-high 18 tackles
- **11/25 vs. TEN:** Caused a RB **Chris Johnson** fumble in the fourth quarter
- **12/2 at BUF:** Intercepted QB **Ryan Fitzpatrick** in the second quarter and made a team-high 13 tackles (five solo) with two QB pressures
- **12/9 vs. NYJ:** Totaled a team-high 17 tackles (10 solo)
- **12/16 at MIA:** Registered a career-high 21 tackles (15 solo), tied for the fifth-most in franchise history
- **12/23 vs. N.E.:** Had 11 tackles (eight solo) with two QB pressures
- **12/30 at TEN:** Totaled 13 tackles (nine solo) with a career-high two sacks, two tackles for loss and one pass defended

### 2011 (w/ JAX - 16/16)

Started all 16 games at MLB in his first season with the Jaguars ... Led club with 192 tackles (132 solo) and ranked second with nine tackles for loss ... The 192 tackles ranked as second-most in franchise history and marked his fourth straight season with 100-plus tackles ... Tied for the team-lead with two INTs ... Added seven QB pressures, one forced fumble, two passes defended and two sacks ... Played major role on defense that ranked sixth in the NFL (313.0-yard average), the highest ranking for the club since 2006 (2nd) ... Recorded double-digit tackles in 11 of 16 games

- **9/11 vs. TEN:** Did not miss a snap and had four tackles and one pass defended in his Jaguars debut
- **9/18 at NYJ:** Led team with 14 tackles
- **10/2 vs. N.O.:** Posted a team-high 16 tackles (13 solo) along with one sack, one tackle for loss and one pass defended
- **10/9 vs. CIN:** Tallied a team-high 15 tackles while not missing a snap
- **10/16 at PIT:** Returned to home state and registered a career-high 19 tackles and one tackle for loss
- **10/30 at HOU:** Paced team with 15 tackles (eight solo), one tackle for loss and one QB pressure
- **11/13 at IND:** Intercepted QB **Curtis Painter** in the fourth quarter and split a sack with DL **John Chick** of Painter in the second quarter ... Totaled 11 tackles (eight solo) and one tackle for loss
- **11/20 at CLE:** Split a sack with DL **Matt Roth** in the third quarter and led team with 13 tackles (six solo)
- **11/27 vs. HOU:** Forced a fumble by RB **Arian Foster** in the first quarter that was scooped up by CB **Ashton Youboty** and returned 38 yards for a TD
- **12/11 vs. T.B.:** Intercepted QB **Josh Freeman** in the third quarter and paced team with 12 tackles

# PLAYER BIOS

- **1/1 vs. IND:** Compiled six tackles before leaving game with a shoulder injury

## 2010 (w/ BUF - 14/14)

Started 13 games at MLB ... Led team with career-high 140 tackles (95 solo) along with a career-high two sacks, five QB pressures and three passes defended ... Had eight double-digit tackle games

- **9/12 vs. MIA:** Opened season with eight tackles, one tackle for loss and second career sack
- **10/10 vs. JAX:** Led team with 13 tackles
- **10/31 at K.C.:** Registered a career-high 18 tackles along with one QB hit and one pass defended
- **12/5 at MIN:** Paced team with 15 tackles including two tackles for loss and a sack

## 2009 (w/ BUF - 12/12)

Started 12 games at MLB ... Voted team captain ... Totaled 115 tackles (92 solo), one sack, three INTs, four passes defended and three forced fumbles ... Tied for second among NFL LBs with three INTs and was first Bills LB with three INTs in a season since 2006

- **10/18 at NYJ:** Returned from injury and recorded nine tackles, one tackle for loss, one QB hit and an INT ... Intercepted QB **Mark Sanchez** in overtime which led to the game-winning FG
- **11/1 vs. HOU:** Forced a fumble and accumulated nine tackles
- **12/3 vs. NYJ:** Recorded first career sack which included a forced fumble
- **12/20 vs. N.E.:** Tied for a team-high with nine tackles on and had an INT in the first quarter ... Became first Bills LB to post INTs in consecutive games since LB **Bryce Paup** in 1995

## 2008 (w/ BUF - 16/16)

Started all 16 games ... Led team with 129 tackles (90 solo) ... Added four QB pressures, one INT, seven passes defended, one forced fumble and one fumble recovery

- **9/7 vs. SEA:** Opened season with seven tackles
- **9/14 vs. OAK:** Recovered first career fumble
- **9/28 at STL:** Led the team in tackles with 12
- **10/26 at MIA:** Recorded first career forced fumble
- **12/14 at NYJ:** Registered first career INT

## 2007 (w/ BUF - 3/3)

Started three games as a rookie before suffering a season-ending forearm injury in week three ... Became first Bills rookie MLB to start the season-opener since Shane Conlan in 1987

- **9/9 vs. DEN:** Started first career game and tied for team lead with 11 tackles
- **9/16 at PIT:** Led team in tackles with 12
- **9/23 at N.E.:** Totaled three tackles before leaving game with an arm injury

## COLLEGE (at Penn State, 2003-06)

- Finished career with a school-record 372 tackles
- Started 37 of 44 games
- First player ever to record 100-plus tackles three times in a college career
- Two-time winner of the Bednarik Award for best defensive player in the nation, joining Pat Fitzgerald of Northwestern as the only players to win the award twice
- Won Dick Butkus Award for nation's top LB as a junior
- Selected as first-team All-America by the Associated Press, Walter Camp, and the NFL Draft Report
- Graduated in three and a half years with a degree in finance

## PERSONAL

- Married (Elizabeth Johnson) with one daughter, London Noelle
- Attended Hopewell High (Pa.) where he lettered in football, basketball and baseball
- Led team to WPIAL and Pennsylvania Class AAA championships as a senior
- Served as team captain
- Totaled 88 tackles and six sacks at LB and set school records with 1,575 rushing yards and 15 TDs as RB
- Named Pittsburgh Post-Gazette, Pittsburgh Tribune-Review and Pittsburgh Athletic Association Player of the Year as senior
- Graduated 17th in his class of 220 with a 3.8 GPA
- Went on a 10-day trip to Iraq to visit military troops in January 2008
- Brother, Stan, played baseball at West Virginia
- Younger brother, David, played football at Notre Dame
- Interned at UBS Financial Services in Pittsburgh during 2010 offseason
- Full name: Paul Michael Posluszny, pronounced puz-LUZ-nee.



## REGULAR SEASON CAREER STATISTICS

YEAR	TEAM	GP/GS	TKL	SOLO	ASST	ST	SACKS	FF	FR	PD
2007	BUF	3/3	26	20	6	1	0.0	0	0	0
2008	BUF	16/16	129	90	39	0	0.0	1	1	7
2009	BUF	12/12	110	87	23	0	1.0	3	0	4
2010	BUF	14/14	151	103	48	0	2.0	0	0	3
2011	JAX	16/16	192*	132*	*60	0	2.0	1	0	2
2012	JAX	16/16	231*	152*	79	0	2.0	2	0	4
2013	JAX	15/15	161*	121*	40	0	3.0	1	1	9
2014	JAX	7/7	69	47	22	0	2.0	0	1	1
2015	JAX	14/14	133*	103*	30	0	1.0	0	0	6
2016	JAX	10/10	85	63	22	0	1.5	0	0	1
<b>NFL totals:</b>		<b>10 yrs. 123/123</b>	<b>1,287</b>	<b>918</b>	<b>369</b>	<b>1</b>	<b>14.5</b>	<b>8</b>	<b>3</b>	<b>37</b>

\* team leader

## INTERCEPTIONS

YEAR	TEAM	NO	YDS	AVG	LG	TD
2007	BUF	0	0	0.0	0	0
2008	BUF	1	9	9.0	9	0
2009	BUF	3	20	6.7	17	0
2010	BUF	0	0	0.0	0	0
2011	JAX	2	2	1.0	2	0
2012	JAX	3	20	6.7	13	0
2013	JAX	2	69	34.5	59t	1
2014	JAX	0	0	0.0	0	0
2015	JAX	3	25	8.3	19	0
2016	JAX	1	0	0.0	0	0
<b>NFL totals:</b>		<b>15</b>	<b>145</b>	<b>11.6</b>	<b>59t</b>	<b>1</b>



## CAREER HIGHS

	GAME	SEASON
<b>Tackles:</b>	21 (12/16/12 vs. MIA)	231 (2012)
<b>Sacks:</b>	2.0 (12/30/12 at TEN)	3.0 (2013)
<b>Forced fumbles:</b>	1 (eight times, last: 11/10/13 at TEN)	3 (2009)
<b>Fumble recoveries:</b>	1 (three times, last: 10/19/14 vs. CLE)	1 (2008, 2013-14)
<b>Passes defended:</b>	3 (10/6/13 at STL)	9 (2013)
<b>Interceptions:</b>	1 (15 times, last: 9/25/16 vs. BAL)	3 (2009, 12, 15)



## 2016 GAME-BY-GAME STATISTICS

DATE	OPP	TKL	SOLO	ASST	TFL	SACKS	ST	FF	FR	INT	PD
09/11	vs. Green Bay	5	4	1	0	0.0	0	0	0	0	0
09/18	at San Diego	11	6	5	0	0.0	0	0	0	0	0
09/25	vs. Baltimore	12	10	2	0	0.0	0	0	0	1	1
10/02	vs. Indianapolis	7	5	2	1	1.5	0	0	0	0	0
BYE WEEK											
10/16	at Chicago	11	10	1	1	0.0	0	0	0	0	0
10/23	vs. Oakland	8	7	1	1	0.0	0	0	0	0	0
10/27	at Tennessee	10	6	4	0	0.0	0	0	0	0	0
11/06	at Kansas City	10	6	4	0	0.0	0	0	0	0	0
11/13	vs. Houston	5	4	1	0	0.0	0	0	0	0	0
11/20	at Detroit	6	5	1	1	0.0	0	0	0	0	0
11/27	at Buffalo										
12/04	vs. Denver										
12/11	vs. Minnesota										
12/18	at Houston										
12/24	vs. Tennessee										
01/01	at Indianapolis										
<b>2016 totals:</b>		<b>85</b>	<b>63</b>	<b>22</b>	<b>4</b>	<b>1.5</b>	<b>0</b>	<b>0</b>	<b>0</b>	<b>1</b>	<b>1</b>



## 2015 GAME-BY-GAME STATISTICS

DATE	OPP	TKL	SOLO	ASST	TFL	SACKS	ST	FF	FR	INT	PD
09/13	vs. Carolina	9	8	1	0	0.0	0	0	0	1	2
09/20	vs. Miami	7	7	0	0	0.0	0	0	0	0	0
09/27	at New England	18	14	4	0	0.0	0	0	0	0	0
10/04	at Indianapolis	5	4	1	1	0.0	0	0	0	0	0
10/11	at Tampa Bay					ina					
10/18	vs. Houston	10	9	1	2	0.0	0	0	0	0	0
10/25	vs. Buffalo	7	6	1	1	0.0	0	0	0	1	1
BYE WEEK											
11/08	at N.Y. Jets	7	3	4	1	0.0	0	0	0	0	0
11/15	at Baltimore	10	6	4	0	0.0	0	0	0	0	1
11/19	vs. Tennessee	7	7	0	0	0.0	0	0	0	0	0
11/29	vs. San Diego	11	11	0	3	0.0	0	0	0	0	0
12/06	at Tennessee	13	10	3	2	0.0	0	0	0	0	0
12/13	vs. Indianapolis					ina					
12/20	vs. Atlanta	10	9	1	2	0.0	0	0	0	1	1
12/27	at New Orleans	9	5	4	1	1.0	0	0	0	0	1
01/03	at Houston	10	4	6	0	0.0	0	0	0	0	0
<b>2015 totals:</b>		<b>133</b>	<b>103</b>	<b>30</b>	<b>13</b>	<b>1.0</b>	<b>0</b>	<b>0</b>	<b>0</b>	<b>3</b>	<b>6</b>





# PLAYER BIOS



## 2007 GAME-BY-GAME STATISTICS

DATE	OPP	TKL	SOLO	ASST	TFL	SACKS	ST	FF	FR	INT	PD
09/09	vs. Denver	11	9	2	0	0.0	0	0	0	0	0
09/16	at Pittsburgh	12	8	4	0	0.0	0	0	0	0	0
09/23	at New England	3	3	0	0	0.0	0	0	0	0	0
09/30	vs. N.Y. Jets					IR					
10/08	vs. Dallas					IR					
	BYE WEEK										
10/21	vs. Baltimore					IR					
10/28	at N.Y. Jets					IR					
11/04	vs. Cincinnati					IR					
11/11	at Miami					IR					
11/18	vs. New England					IR					
11/25	at Jacksonville					IR					
12/02	at Washington					IR					
12/09	vs. Miami					IR					
12/16	at Cleveland					IR					
12/23	vs. N.Y. Giants					IR					
12/30	at Philadelphia					IR					
<b>2007 totals:</b>		<b>26</b>	<b>20</b>	<b>6</b>	<b>0</b>	<b>0.0</b>	<b>0</b>	<b>0</b>	<b>0</b>	<b>0</b>	<b>0</b>



# PLAYER BIOS

## 73 JEREMIAH POUTASI

OFFENSIVE LINEMAN  
6-5 335 LBS.  
UTAH  
BORN AUGUST 7, 1994  
DALY CITY, CALIF.  
ACQ: FREE AGENT 2016  
EXP: 2ND YEAR



### TRANSACTIONS

Originally drafted by Tennessee in third round (66th overall) of the 2015 draft... Signed to the Jaguars practice squad on 9/5/16 ... Promoted to the 53-man roster on 11/8/16

### PRO (Games played/started - 11/7)

- Second-year OL has appeared in 11 game with seven starts

### 2016 (w/JAX - 0/0)

Spent the first 11 weeks of the season on the practice squad before being promoted to the active roster prior to Week 11

- 11/20 at DET: Inactive

### 2015 (w/TEN - 11/7)

Appeared in 11 games with seven starts at RT

### COLLEGE (at Utah - 2012-14)

- Played both guard and tackle at Utah
- Played in 36 games with 35 starts
- Spent junior year playing left tackle and his freshman and sophomore year at right tackle

### PERSONAL

- Attended Desert Pines (Nev.) High School
- Competed on the school's bowling team, posting a high score of 283
- Married to his wife, DeAnna

# PLAYER BIOS

## 52 HAYES PULLARD III

LINEBACKER

6-0 236 LBS.

SOUTHERN CALIFORNIA

BORN APRIL 18, 1992

LOS ANGELES, CALIFORNIA

ACQ: PRACTICE SQUAD (CLEVELAND) 2015

EXP: 2ND YEAR



### TRANSACTIONS

Originally drafted by Cleveland in the seventh round (219th overall) of the 2015 Draft ... Waived on 9/5/15 ... Signed by Cleveland to the practice squad on 9/6/15 ... Signed from practice squad to Jacksonville's active roster on 10/28/15

### PRO (Games played/started - 18/2)

• Second-year LB spent the first part of his rookie season on Cleveland's practice squad before signing with Jacksonville in 2015

### 2016 (w/ JAX - 10/0)

- **9/11 vs. G.B.:** Saw action on special teams in team's season opener
- **9/18 at S.D.:** Saw action at LB, making two stops (one solo), and on special teams
- **9/25 vs. BAL:** Saw action on special teams
- **10/2 vs. IND:** Saw action on special teams
- **10/16 at CHI:** Saw action on special teams and posted one special teams tackle
- **10/23 vs. OAK:** Saw action on special teams and on defense
- **10/27 at TEN:** Played three snaps at LB and assisted on one special teams tackle
- **11/6 at K.C.:** Saw action on special teams
- **11/13 vs. HOU:** Saw two snaps at LB and action on special teams
- **11/20 at DET:** Saw action primarily on special teams

### 2015 (w/ CLE - ps; w/ JAX - 8/2)

Spent the first seven weeks of the 2015 season on Cleveland's practice squad ... Played eight games with two starts at WLB and totaled 19 tackles (13 solo), including one tackle for loss ... Added five special teams tackles

- **11/15 at BAL:** Made his Jaguars debut on special teams
- **11/29 vs. S.D.:** Saw action on special teams, recording the Jaguars' first blocked punt since 9/8/13 and a special teams tackle
- **12/20 vs. ATL:** Saw action at LB, making two tackles (two solo), and made one special teams tackle
- **12/27 at N.O.:** Recorded his first career start in place of injured LB Telvin Smith ... Tied for the team lead with nine tackles (seven solo), including one tackle for loss
- **1/3 at HOU:** Started at WLB and made eight tackles (four solo)

### COLLEGE (at Southern California, 2010-14)

- Started all but one of his 52 career games played at USC
- Totaled 377 career tackles, 17 passes defended, six sacks, three forced fumbles and three interceptions
- Earned All-Pac-12 honors all four years
- Team captain as a junior
- Led the team in total tackles for three seasons, becoming the first player to do so since 1979
- As a senior in 2014, was a semifinalist for the Butkus Award, given to the top linebacker in the nation
- Recipient of USC's Trojan Commitment Award
- Graduated from USC with a degree in policy, planning and development

### PERSONAL

- Attended Crenshaw High School in Los Angeles
- Totaled 66 tackles, two sacks, one interception, one pass defended, one forced fumble and one fumble recovery
- Carried 63 times for 507 yards and nine TDs at running back
- Also played basketball and ran track
- Given name is Hayes Joseph Pullard III
- Native of Los Angeles
- Father, Hayes Jr., played for the Los Angeles Lakers
- Uncle, Robert, competed as a pole vaulter in the 1976 Olympics

### REGULAR SEASON CAREER STATISTICS

YEAR	TEAM	GP/PS	TKL	SOLO	ASST	TFL	SACKS	ST	FF	FR	INT	PD
2015	JAX	8/2	19	13	6	1	0.0	5	0	0	0	0
2016	JAX	10/0	2	1	2	0	0.0	3	0	0	0	0
<b>Career totals:</b>		<b>18/2</b>	<b>21</b>	<b>14</b>	<b>8</b>	<b>1</b>	<b>0.0</b>	<b>8</b>	<b>0</b>	<b>0</b>	<b>0</b>	<b>0</b>

**Additional statistics:** One blocked punt (11/29/15 vs. S.D.)

### 2016 GAME-BY-GAME STATISTICS

DATE	OPP	TKL	SOLO	ASST	TFL	SACKS	ST	FF	FR	INT	PD	
09/11	vs. Green Bay	0	0	0	0	0.0	0	0	0	0	0	
09/18	at San Diego	2	1	1	0	0.0	0	0	0	0	0	
09/25	vs. Baltimore	0	0	0	0	0.0	0	0	0	0	0	
10/02	vs. Indianapolis	0	0	0	0	0.0	1	0	0	0	0	
BYE WEEK												
10/16	at Chicago	0	0	0	0	0.0	1	0	0	0	0	
10/23	vs. Oakland	0	0	0	0	0.0	0	0	0	0	0	
10/27	at Tennessee	0	0	0	0	0.0	1	0	0	0	0	
11/06	at Kansas City	0	0	0	0	0.0	0	0	0	0	0	
11/13	vs. Houston	0	0	0	0	0.0	0	0	0	0	0	
11/20	at Detroit	0	0	0	0	0.0	0	0	0	0	0	
11/27	at Buffalo											
12/04	vs. Denver											
12/11	vs. Minnesota											
12/18	at Houston											
12/24	vs. Tennessee											
01/01	at Indianapolis											
<b>2016 totals:</b>		<b>2</b>	<b>1</b>	<b>1</b>	<b>0</b>	<b>0.0</b>	<b>3</b>	<b>0</b>	<b>0</b>	<b>0</b>	<b>0</b>	

**Additional statistics:** Three special teams tackles in 2016

### 2015 GAME-BY-GAME STATISTICS

DATE	OPP	TKL	SOLO	ASST	TFL	SACKS	ST	FF	FR	INT	PD	
BYE WEEK												
11/08	at N.Y. Jets											
11/15	at Baltimore	0	0	0	0	0.0	0	0	0	0	0	
11/19	vs. Tennessee	0	0	0	0	0.0	2	0	0	0	0	
11/29	vs. San Diego	0	0	0	0	0.0	1	0	0	0	0	
12/06	at Tennessee	0	0	0	0	0.0	0	0	0	0	0	
12/13	vs. Indianapolis	0	0	0	0	0.0	1	0	0	0	0	
12/20	vs. Atlanta	2	2	0	0	0.0	1	0	0	0	0	
12/27	at New Orleans	9	7	2	1	0.0	0	0	0	0	0	
01/03	at Houston	8	4	4	0	0.0	0	0	0	0	0	
<b>2015 totals:</b>		<b>19</b>	<b>13</b>	<b>6</b>	<b>1</b>	<b>0.0</b>	<b>5</b>	<b>0</b>	<b>0</b>	<b>0</b>	<b>0</b>	

**Additional statistics:** One blocked punt (11/29/15 vs. S.D.)

# PLAYER BIOS

20

## JALEN RAMSEY



CORNERBACK

6-2 209 LBS.

FLORIDA STATE

BORN OCTOBER 24, 1994

SMYRNA, TENNESSEE

ACQ: 1ST ROUND OF 2016 DRAFT (5TH)

EXP: ROOKIE

### TRANSACTIONS

- Originally drafted by Jacksonville in the first round (fifth overall) of the 2016 draft

### PRO (Games played/started - 10/10)

Made NFL and Jaguars debut in Week 1 of the 2016 season

### 2016 (w/ JAX - 10/10)

- 9/11 vs. G.B.:** Started at CB and made three tackles (two solo) in NFL debut
- 9/18 at S.D.:** Started at CB and made six solo tackles and one tackle for loss
- 9/25 vs. BAL:** Started at RCB and made five tackles (four solo)
- 10/2 vs. IND:** Started at RCB and registered four solo tackles
- 10/16 at CHI:** Started at RCB and posted two solo tackles and the game-clinching pass defended on fourth down with 1:03 remaining in the fourth quarter ... Limited Bears WR **Alshon Jeffrey** to one catch for three yards on six targets in the second half
- 10/23 vs. OAK:** Started at RCB and registered two solo tackles
- 10/27 at TEN:** Started at RCB and recorded eight tackles (four solo)
- 11/6 at K.C.:** Started at RCB and recorded two tackles (one solo)
- 11/13 vs. HOU:** Started at RCB and led the team with six solo tackles
- 11/20 at DET:** Started at RCB and posted six tackles (five solo)

### COLLEGE (at Florida State, 2013-15)

- Started all 41 games in three years at Florida State
- Finished career with 180 tackles (119 solo), 15.5 tackles for loss, 5.0 sacks, three forced fumbles, two fumble recoveries, 23 passes defended and three INTs
- Decided to forgo his final year of eligibility in 2016 and declare for the NFL Draft
- Became Florida State's 36th consensus All-American
- All-ACC First Team, AFCA First Team All-America, Walter Camp First Team All-America, ESPN.com First Team All-America as a senior
- Started all 14 games for the Seminoles' third-ranked defense (281.4) and the nation's top pass defense (156.6) as a CB and FS in 2013

### PERSONAL

- Attended Brentwood Academy (Tenn.), where he was rated a five-star prospect by both Rivals.com and Scout.com and a four-star according to ESPN and 247Sports
- U.S. Army All-America selection
- Twitter handle is @jalenramsey

### REGULAR SEASON CAREER STATISTICS

YEAR	TEAM	GP/PS	TKL	SOLO	ASST	TFL	SACKS	ST	FF	FR	INT	PD
2016	JAX	10/10	44	36	8	1	0.0	0	0	0	0	1
<b>Career totals:</b>		<b>10/10</b>	<b>44</b>	<b>36</b>	<b>8</b>	<b>1</b>	<b>0.0</b>	<b>0</b>	<b>0</b>	<b>0</b>	<b>0</b>	<b>1</b>

### 2016 GAME-BY-GAME STATISTICS


DATE	OPP	TKL	SOLO	ASST	TFL	SACKS	ST	FF	FR	INT	PD
09/11	vs. Green Bay	3	2	1	0	0.0	0	0	0	0	0
09/18	at San Diego	6	6	0	1	0.0	0	0	0	0	0
09/25	vs. Baltimore	5	4	1	0	0.0	0	0	0	0	0
10/02	vs. Indianapolis	4	4	0	0	0.0	0	0	0	0	0
BYE WEEK											
10/16	at Chicago	2	2	0	0	0.0	0	0	0	0	1
10/23	vs. Oakland	2	2	0	0	0.0	0	0	0	0	0
10/27	at Tennessee	8	4	4	0	0.0	0	0	0	0	0
11/06	at Kansas City	2	1	1	0	0.0	0	0	0	0	0
11/13	vs. Houston	6	6	0	0	0.0	0	0	0	0	0
11/20	at Detroit	6	5	1	0	0.0	0	0	0	0	0
11/27	at Buffalo										
12/04	vs. Denver										
12/11	vs. Minnesota										
12/18	at Houston										
12/24	vs. Tennessee										
01/01	at Indianapolis										
<b>2016 totals:</b>		<b>44</b>	<b>36</b>	<b>8</b>	<b>1</b>	<b>0.0</b>	<b>0</b>	<b>0</b>	<b>0</b>	<b>0</b>	<b>1</b>

# PLAYER BIOS

64

## CHRIS REED

OFFENSIVE LINEMAN  
6-5 300 LBS.  
MINNESOTA STATE-MANKATO  
BORN JULY 22, 1992  
OMAHA, NEBRASKA  
ACQ: FREE AGENT 2015  
EXP: 1ST YEAR



### TRANSACTIONS

Originally signed by Jacksonville as a rookie free agent on 5/8/15 ... Signed to practice squad on 9/6/15

### PRO (Games played/started - 7/1)

Spent his rookie season on the practice squad

### 2016 (w/ JAX - 7/1)

- **9/11 vs. G.B.:** Inactive for the team's season opener
- **9/18 at S.D.:** Inactive
- **9/25 vs. BAL:** Earned his first career start at LG
- **10/2 vs. IND:** Inactive
- **10/16 at CHI:** Played two snaps at G and saw action on special teams
- **10/23 vs. OAK:** Made his second consecutive appearance
- **10/27 at TEN:** Saw action on special teams
- **11/6 at K.C.:** Saw action on special teams
- **11/13 vs. HOU:** Saw action on special teams
- **11/20 at DET:** Played 47 snaps at LG after starting LG **Patrick Omameh** suffered a left foot injury

### 2015 (w/ JAX - ps)

Spent season on the team's practice squad

### COLLEGE (at Minnesota State, 2010-14)

- Four-year letterman appeared in 48 games in his career
- Started in all 15 games as a senior in 2014
- Helped school rush for 3,625 yards and pass for 3,079 yards, compiling 82 total TDs
- Selected as D2Football.com first-team All-America, first-team NSIC South Division All-Conference and second-team Don Hansen All-Super Region Three
- Also participated on the school's indoor and outdoor track teams and qualified for the 2011 NCAA Division II National Championships in shot put
- Eleven-time NCAA Division II Track & Field All-American
- Two-time NCAA Division II champion in outdoor shot put (2013 and 2014)
- Holds Minnesota State record in indoor shot put (65'010.5") & outdoor shot put (65'-7")
- Holds Minnesota State record in indoor weight throw (67'-7.5") and outdoor hammer throw (215'-11")

### PERSONAL

- Three-year starter at Omaha Central (Neb.) High School
- Also attended Spirit Lake (Iowa) High School for one year
- Honorable mention All-State selection
- Stand-out athlete in track and field and won the State Title twice for Nebraska
- Named the state's Field Athlete of the Year in 2009
- Son of Chuck Reed and Anne McCormick
- Majored in psychology with a minor in coaching

# PLAYER BIOS

## 15 ALLEN ROBINSON



WIDE RECEIVER

6-3 215 LBS.

PENN STATE

BORN AUGUST 24, 1993

SOUTHFIELD, MICHIGAN

ACQ: 2ND ROUND OF 2014 DRAFT (61ST)

EXP: 3RD YEAR



### TRANSACTIONS

Originally drafted by Jacksonville in the second round (61st overall) of the 2014 draft

### PRO (Games played/started - 36/34)

- Third-year WR whose 14.3 career yards per reception avg. ranks second in franchise history
- Since Week 1 of the 2015 season, Robinson's 20 receiving TDs are the most in the NFL
- Has registered multiple TD receptions in four games, tied for the second-most in franchise history (**Jimmy Smith**, seven)

### 2016 (w/ JAX - 10/10)

- **9/11 vs. G.B.:** Made six catches for 72 yards in team's season opener
- **9/18 at S.D.:** Had three catches for 54 yards (18.0 avg.)
- **9/25 vs. BAL:** Posted seven receptions for 57 yards (8.1 rec. avg.) and two TDs
- **10/2 vs. IND:** Recorded five receptions for 55 yards (11.0 rec. avg.) and one TD
- **10/16 at CHI:** Had three catches for 49 yards (16.3) avg.
- **10/23 vs. OAK:** Caught two passes for nine yards
- **10/27 at TEN:** Finished second on the team with six receptions for 70 yards
- **11/6 at K.C.:** Had a team-high seven receptions for 76 yards and one TD
- **11/13 vs. HOU:** Registered nine receptions for 107 yards (11.9 rec. avg.) and one TD for his first 100-yard game of the season
- **11/20 at DET:** Had three receptions for 18 yards, including an 11-yard TD reception

### 2015 (w/ JAX - 16/16)

- Participated in 2016 Pro Bowl on January 31, 2016
- Named Jaguars 2015 Ed Block Courage Award winner, voted on by teammates for serving as role model of inspiration, sportsmanship and courage, after rebounding from season-ending injury in 2014
- Led the team with 80 receptions, 1,400 receiving yards and 14 receiving TDs
- Set the Jaguars' single season receiving TD record (14) and became their first 1,000-yard receiver since 2005 (WR **Jimmy Smith**)
- Joined TE **Marcedes Lewis** (10 in 2010) and WR **Reggie Williams** (10 in 2007) as the only players in franchise history to produce 10-plus receiving TDs in a single season
- Became the third Jaguars player to post 1,000 receiving yards in a single season (**Jimmy Smith**, nine times; **Kennan McCardell**, four times)
- Joins N.E.'s **Rob Gronkowski** (1,327-17) in 2011 and MIN's **Randy Moss** (1,313-17) in 1998 as the only three players age 22 or younger to have registered at least 1,200 receiving yards and 14 TDs in a single season
- Led the league with 31 receptions of 20-plus yards
- Joins teammate **Allen Hurns** as the first Jaguars duo to each record 1,000-plus receiving yards in the same season since **Keenan McCardell** (1,110) and **Jimmy Smith** (1,373) in 2011
- Joins **Demaryius Thomas** (2013), **Calvin Johnson** (2007), **Randy Moss** (2000, 2003, 2007), **Muhsin Muhammad** (2004), **Marvin Harrison** (2000-01), **Terrell Owens** (2001), **Antonio Freeman** (1998), **Herman Moore** (1995) and **Jerry Rice** (1986, 1989, 1993, 1995) as the only players in NFL history to have posted at least 80 receptions, 1,400 receiving yards and 14 receiving TDs in a single season
- **9/20 vs. MIA:** Had a team-high six receptions for a career-high 155 yards (25.7 avg.) and two TDs, the most receiving yards by a Jaguars player since WR **Justin Blackmon** had 190 yards on 10/13/13 at Denver ... Became the Jaguars' third player to ever total 150-plus receiving yards and multiple receiving TDs in a single game, joining **Jimmy Smith** (9/10/00) and **Keenan McCardell** (12/7/97)
- **10/11 at T.B.:** Caught seven passes for 72 yards (10.3 rec. avg.) and two TDs
- **10/18 vs. HOU:** Had six receptions for 86 yards (14.3 rec. avg.) and one TD
- **10/25 vs. BUF:** Had six receptions for 98 yards (16.3 rec. avg.) and one TD
- **11/8 at NYJ:** Had six receptions for 121 yards (20.2 rec. avg.)
- **11/15 at BAL:** Had five receptions for 51 yards (10.2 rec. avg.) and one TD
- **11/19 vs. TEN:** Had five receptions for 113 yards (22.6 rec. avg.)
- **11/29 vs. S.D.:** Had five receptions for 56 yards (11.2 rec. avg.) and one TD
- **12/6 at TEN:** Registered single-game career highs in receptions (10) and receiving TDs (three) and totaling the second-most single-game receiving yards (153) of his NFL career ... Became the second player in franchise history to record three receiving TDs in a single game (also **Jimmy Smith** on 10/10/00 at Baltimore)
- **12/13 vs. IND:** Had one reception, a four-yard TD in the third quarter
- **12/20 vs. ATL:** Recorded three receptions for 57 yards (19.0 rec. avg.) for one TD
- **12/27 at N.O.:** Caught six passes for 151 yards (25.1 rec. avg.) and one TD, a 90-yard score from QB **Blake Bortles** ... The 90-yard reception was the longest play from scrimmage in Jaguars history and the longest pass play in the NFL this season

- **1/3 at HOU:** Caught five receptions for 108 yards

### 2014 (w/ JAX - 10/8)

- Played in 10 games with eight starts, missing the final six games with a foot injury
- Finished with 48 receptions for 548 yards and two TDs, tied for the fourth-most receptions by a Jaguars rookie
- Was ranked tied for first among rookies in receptions at time of his injury and fourth in receiving yards
- **9/7 at PHI:** Made NFL debut and had one reception
- **9/14 at WAS:** Led the team with 75 yards on four receptions including a 54-yard grab in the fourth quarter
- **9/21 at IND:** Made first career start and led the team with seven receptions for 79 yards (11.3 avg.) including a 21-yard reception
- **10/5 vs. PIT:** Started at WR and produced a team-high five catches for 51 yards (10.2 avg.) with a long of 17
- **10/12 at TEN:** Had 68 yards on eight receptions, his fourth straight game with at least five catches
- **10/19 vs. CLE:** Started at WR and led the team with 60 yards on four receptions including a 31-yard touchdown catch in the second quarter for his first career score ... Snapped a streak of four straight games with five or more receptions
- **10/26 vs. MIA:** Started at WR and scored a touchdown in his second consecutive game, hooking up with QB **Blake Bortles** for a 48-yard score in the fourth quarter ... Led team with five catches for career-high 82 yards
- **11/9 vs. DAL:** Started at WR and was targeted a team-high 10 times, finishing with five catches for 60 yards (12.0 avg.) with a long of 31 yards
- **11/17:** Was placed on injured reserve with a foot injury ... Had surgery on Nov. 22

### COLLEGE (at Penn State, 2011-13)

- Played in 35 games with 24 starts at Penn State
- Finished career with 177 receptions for 2,474 yards (14.0 avg.) with 17 TDs
- Ranked second in school history for career receptions, topped by only Deon Butler (179, 2005-08), third in receiving yards and fourth in TDs
- Two-time Big Ten Conference Receiver of the Year and earned first-team All-Big Ten honors in back-to-back seasons
- Was just the third WR in school history to earn first-team All-American honors
- Led Big Ten in receptions and receiving yards in each of his last two seasons

### PERSONAL

- Attended Orchard Lake St. Mary's Preparatory School (Mich.)
- Led team to Michigan Division III state championship game as a senior
- Had 44 receptions for 720 yards and 10 TDs as a senior
- Returned two punts for TDs and intercepted two passes
- Captain of the basketball team
- Son of Tracie and Allen Robinson
- Full name: Allen Bernard Robinson II
- Twitter handle: @Thee\_AR15

REGULAR SEASON CAREER STATISTICS							
YEAR	TEAM	GP/GS	RECS	YDS	AVG.	LG	TD
2014	JAX	10/8	48	548	11.4	54	2
2015	JAX	16/16	80	1,400	17.5	90t	14*
2016	JAX	10/10	51	567	11.1	35	6
NFL totals: 3 yrs.		36/34	179	2,515	14.1	90t	22

\* single-season franchise record and tied for NFL lead

CAREER HIGHS		
	GAME	SEASON
Receptions:	10 (12/6/15 at TEN)	80 (2015)
Receiving yards:	155 (9/20/15 vs. MIA)	1,400 (2015)
Long:	90t (12/27/15 at N.O.)	90t (2015)
Receiving touchdowns:	3 (12/6/15 at TEN)	14 (2015)

2016 GAME-BY-GAME STATISTICS							
DATE	OPP	RECS	YDS	AVG.	LG	TD	
09/11	vs. Green Bay	6	72	12.0	22	0	
09/18	at San Diego	3	54	18.0	35	0	
09/25	vs. Baltimore	7	57	8.1	14	2	
10/02	vs. Indianapolis	5	55	11.0	17	1	
BYE WEEK							
10/16	at Chicago	3	49	16.3	18	0	
10/23	vs. Oakland	2	9	4.5	5	0	
10/27	at Tennessee	6	70	11.7	21	0	
11/06	at Kansas City	7	76	10.8	29	1	
11/13	vs. Houston	9	107	11.9	19	1	
11/20	at Detroit	3	18	6.0	11	1	
11/27	at Buffalo						
12/04	vs. Denver						
12/11	vs. Minnesota						
12/18	at Houston						
12/24	vs. Tennessee						
01/01	at Indianapolis						
2016 totals:		51	567	11.1	35	6	



# PLAYER BIOS



## 2015 GAME-BY-GAME STATISTICS

DATE	OPP	RECs	YDS	AVG.	LG	TD
09/13	vs. Carolina	1	27	27.0	27	0
09/20	vs. Miami	6	155	25.8	52	2
09/27	at New England	4	68	17.0	37	0
10/04	at Indianapolis	4	80	20.0	48	0
10/11	at Tampa Bay	7	72	10.3	21	2
10/18	vs. Houston	6	86	14.3	25	1
10/25	vs. Buffalo	6	98	16.3	23	1
	BYE WEEK					
11/08	at N.Y. Jets	6	121	20.2	44	0
11/15	at Baltimore	5	51	10.2	16	1
11/19	vs. Tennessee	5	113	22.6	38	0
11/29	vs. San Diego	5	56	11.2	25	1
12/06	at Tennessee	10	153	15.3	44	3
12/13	vs. Indianapolis	1	4	4.0	4t	1
12/20	vs. Atlanta	3	57	19.0	25	1
12/27	at New Orleans	6	151	25.2	90t	1
01/03	at Houston	5	108	21.6	36	0
<b>2015 totals:</b>		<b>80</b>	<b>1,400</b>	<b>17.5</b>	<b>90t</b>	<b>14*</b>

\* single-season franchise record and tied for NFL lead



## 2014 GAME-BY-GAME STATISTICS

DATE	OPP	RECs	YDS	AVG.	LG	TD
09/07	at Philadelphia	1	0	0.0	0	0
09/14	at Washington	4	75	18.8	54	0
09/21	vs. Indianapolis	7	79	11.3	21	0
09/28	at San Diego	5	38	7.6	14	0
10/05	vs. Pittsburgh	5	51	10.2	17	0
10/12	at Tennessee	8	68	8.5	15	0
10/19	vs. Cleveland	4	60	15.0	31t	1
10/26	vs. Miami	5	82	16.4	48t	1
11/02	at Cincinnati	4	35	8.8	13	0
11/09	vs. Dallas	5	60	12.0	31	0
	BYE WEEK					
11/23	at Indianapolis			IR		
11/30	vs. N.Y. Giants			IR		
12/07	vs. Houston			IR		
12/14	at Baltimore			IR		
12/18	vs. Tennessee			IR		
12/28	at Houston			IR		
<b>2014 totals:</b>		<b>48</b>	<b>548</b>	<b>11.4</b>	<b>54</b>	<b>2</b>

# PLAYER BIOS

## 16 DENARD ROBINSON

RUNNING BACK  
6-0 215 LBS.  
MICHIGAN  
BORN SEPTEMBER 22, 1990  
DEERFIELD BEACH, FLORIDA  
ACQ: 5TH ROUND OF 2013 DRAFT (135TH)  
EXP: 4TH YEAR



### TRANSACTIONS

Originally drafted by Jacksonville in the fifth round (135th overall) of the 2013 draft

### PRO (Games played/started - 52/12)

- Fourth-year RB has seen action at QB, WR, RB and on special teams
- Added five special teams tackles
- Has two 100-yard rushing games in his 43-game pro career
- Made transition from collegiate quarterback to WR/RB/QB in the NFL

### 2016 (w/ JAX - 10/0)

- **9/11 vs. G.B.:** Rushed three times for seven yards in team's season opener
- **9/18 at S.D.:** Recorded one rush for seven yards and one reception for seven yards
- **9/25 vs. BAL:** Recovered the **Devin Hester** muffed punt with 9:01 left in the 4th quarter, which set up **K Jason Myers'** 49-yard field goal four plays later
- **10/2 vs. IND:** Saw action on special teams
- **10/16 at CHI:** Saw action on special teams
- **10/23 vs. OAK:** Saw action on special teams
- **10/27 at TEN:** Saw action on special teams
- **11/6 at K.C.:** Saw action on special teams and made two special teams tackles
- **11/13 vs. HOU:** Saw action on special teams
- **11/20 at DET:** Rushed three times for 21 yards (7.0 rush avg.) and had one reception for four yards

### 2015 (w/ JAX - 13/3)

Played 13 games with three starts at RB and totaled 67 rushes for 266 yards (4.0 rush avg.) and 21 receptions for 164 yards (7.8 rec. avg.)

- **9/13 vs. CAR:** Rushed five times for 19 yards (3.8 avg.) and recorded two receptions for 26 yards (13.0 avg.)
- **10/18 vs. HOU:** Rushed seven times for 19 yards (2.7 rush avg.) and had three receptions for 19 yards (6.3 rec. avg.)
- **11/29 vs. S.D.:** Had three rushes for 23 yards (7.7 rush avg.) and one reception for nine yards (9.0 avg.)
- **12/6 at TEN:** Rushed three times for 21 yards (7.0 rush avg.), had one reception for two yards (2.0 rec. avg.) and two kickoff returns for 54 yards (27.0 avg.)
- **12/13 vs. IND:** Recorded a season-high 14 carries for 75 yards (5.4 rush avg.) and one TD ... Added one reception for 12 yards
- **12/20 vs. ATL:** Earned his first start of the season, rushing 14 times for 28 yards (2.0 rush avg.) and hauled in eight receptions for 46 yards (5.8 rec. avg.)
- **12/27 at N.O.:** Had six rushes for 20 yards (3.3 rush avg.) and five receptions for 51 yards (10.2 rec. avg.)

### 2014 (w/ JAX - 13/9)

Played in 13 games with nine starts ... Missed the final three games with a foot injury ... Posted team-high 582 yards and four TDs on 135 carries and added 23 receptions for 124 yards ... Added one special teams tackle ... Had first two career 100-yard rushing games

- **9/7 at PHI:** Saw action at RB in season-opener and on special teams, finishing with eight yards on three rushes and a three-yard reception
- **9/28 at S.D.:** Totaled nine rushes for 25 yards and added three receptions for seven yards
- **10/12 at TEN:** Made first career start at RB and had five rushes for 22 yards (4.4 avg.) and three receptions for 14 yards (4.7 avg.) including a career-long 12 yard catch
- **10/19 vs. CLE:** Started at RB and produced career-best totals with 22 rushes for 127 yards (5.8 avg.) and one TD ... Scored his first career TD on an eight-yard run in the fourth quarter
- **10/26 vs. MIA:** Recorded second consecutive 100-yard rushing game, rushing for 108 yards on 18 carries (6.0 avg.) including a career-long 41-yard run in the first quarter ... Had a 10-yard reception and one special teams tackle ... Became first Jaguars player since **RB Maurice Jones-Drew** in 2011 to record back-to-back 100-yard rushing games
- **11/2 at CIN:** Had third straight game with 90-plus rushing yards, finishing with 94 yards on 17 carries with a TD and added two receptions or 10 yards
- **11/9 vs. DAL:** Scored a career-high two rushing TDs and finished with 60 yards on 15 carries ... Added two receptions for 10 yards ... Scored the club's first TD on a 32-yard run in the first quarter
- **12/16:** Was placed on injured reserve

### 2013 (w/ JAX - 16/0)

One of only two rookies (Demetrius McCray) to play in all 16 games ... Had 20 rushes for 66 yards with a long of 24 yards ... Added four kickoff returns for 88 yards (22.0

avg.) and one special teams tackle

- **9/8 vs. K.C.:** Made NFL debut, seeing action at RB and QB. Had two carries for one yard
- **9/22 at SEA:** Saw action on offense and special teams ... Fumbled on exchange with **WR Ace Sanders** in Wildcat formation in the third quarter and it was recovered by Seattle ... Saw action as kick returner and returned two kicks for 54 yards with a long of 27
- **12/15 vs. BUF:** Produced a season-high 28 yards on two carries ... Had a 24-yard run in the third quarter but fumbled at the one-yard line and the play resulted in a touchback

### COLLEGE (at Michigan, 2009-12)

- Four-year letterman and appeared in 49 games, making 37 starts – 35 at QB and two at RB
- Holds the NCAA record for career rushing yards by a QB (4,495)
- Became the first player in NCAA history to pass for 2,500 yards and rush for 1,500 yards in a single season
- Set the NCAA-record for single-season rushing yards by a QB (1,702)
- Fourth player in NCAA history to gain 2,000 yards passing and 1,000 yards rushing in a season twice in his career (2010, 2011) – Brad Smith (Missouri), Joe Webb (UAB) and Colin Kaepernick (Nevada)
- Eighth player in NCAA history to rush for 40 TDs and pass for 40 TDs
- Named All-Big Ten honorable mention as a senior, completing 89 of 166 passes for 1,319 yards, nine TDs and eight INTs
- Named U-M's Bo Schembechler Team MVP as a junior
- Majored in general studies.

### PERSONAL

- Attended Deerfield Beach (Fla.) High School
- Completed 262 of 576 attempts for 4,784 yards and 44 TDs as a three-year starting QB and rushed 217 times for 1,132 yards and 13 TDs
- As a senior, completed 100 of 231 passes for 1,872 yards and 18 TDs and rushed 93 times for 538 yards and eight TDs
- Contributed 19 total TDs during his junior season
- Named Prep Star All-America and named to the publication's Top 250
- Member of the 2008 FHSAA track state champion on the 4x100-meter relay team
- Nicknamed "Shoelace"
- Twitter handle is @DenardX

### REGULAR SEASON CAREER STATISTICS

#### RUSHING

YEAR	TEAM	GP/GS	NO	YDS	AVG	LG	TD
2013	JAX	16/0	20	66	3.3	24	0
2014	JAX	13/9	135	582	4.3	41	4
2015	JAX	13/3	67	266	4.0	31	1
2016	JAX	10/0	7	35	5.0	9	0
<b>NFL totals: 4 yrs.</b>		<b>52/12</b>	<b>229</b>	<b>949</b>	<b>4.1</b>	<b>41</b>	<b>0</b>

#### RECEIVING

YEAR	TEAM	GP/GS	RECS	YDS	AVG	LG	TD
2013	JAX	16/0	0	0	0	0	0
2014	JAX	13/9	23	124	5.4	19	0
2015	JAX	13/3	21	165	7.8	16	0
2016	JAX	10/0	2	11	5.5	7	0
<b>NFL totals: 4 yrs.</b>		<b>52/12</b>	<b>46</b>	<b>299</b>	<b>6.5</b>	<b>19</b>	<b>0</b>

**Additional statistics: Kickoff returns:** 2-54, LG 31 in 2015; 4-88, LG 27 in 2013

**Passing:** 0 for 1 in 2013, 0 for 1 in 2014

**Special teams tackles:** 1 in 2013; 4 in 2015, 3 in 2016

### CAREER HIGHS

	GAME	SEASON
<b>Rushes:</b>	22 (10/19/14 vs. CLE)	135 (2014)
<b>Rushing yards:</b>	127 (10/19/14 vs. CLE)	582 (2014)
<b>Longest rush:</b>	41 (10/26/14 vs. MIA)	41 (2014)
<b>Rushing touchdowns:</b>	2 (11/9/14 vs. DAL)	4 (2014)
<b>Receptions:</b>	8 (12/20/15 vs. ATL)	23 (2014)
<b>Receiving yards:</b>	51 (12/27/15 at N.O.)	165 (2015)
<b>Longest reception:</b>	19 (11/23/14 at IND)	19 (2014)

# PLAYER BIOS

## 2016 GAME-BY-GAME STATISTICS

DATE	OPP	RUSHING					RECEIVING				
		NO	YDS	AVG	LG	TD	NO	YDS	AVG	LG	TD
09/11	vs. Green Bay	3	7	2.3	3	0	0	0	0.0	0	0
09/18	at San Diego	1	7	7.0	7	0	1	7	7.0	7	0
09/25	vs. Baltimore	0	0	0.0	0	0	0	0	0.0	0	0
10/02	vs. Indianapolis	0	0	0.0	0	0	0	0	0.0	0	0
BYE WEEK											
10/16	at Chicago	0	0	0.0	0	0	0	0	0.0	0	0
10/23	vs. Oakland	0	0	0.0	0	0	0	0	0.0	0	0
10/27	at Tennessee	0	0	0.0	0	0	0	0	0.0	0	0
11/06	at Kansas City	0	0	0.0	0	0	0	0	0.0	0	0
11/13	vs. Houston	0	0	0.0	0	0	0	0	0.0	0	0
11/20	at Detroit	3	21	7.0	9	0	1	4	4.0	4	0
11/27	at Buffalo										
12/04	vs. Denver										
12/11	vs. Minnesota										
12/18	at Houston										
12/24	vs. Tennessee										
01/01	at Indianapolis										
<b>2016 totals:</b>		<b>7</b>	<b>35</b>	<b>5.0</b>	<b>9</b>	<b>0</b>	<b>2</b>	<b>11</b>	<b>5.5</b>	<b>7</b>	<b>0</b>

## 2015 GAME-BY-GAME STATISTICS

DATE	OPP	RUSHING					RECEIVING				
		NO	YDS	AVG	LG	TD	NO	YDS	AVG	LG	TD
09/13	vs. Carolina	5	19	3.8	6	0	2	26	13.0	15	0
09/20	vs. Miami	1	9	9.0	9	0	0	0	0.0	0	0
09/27	at New England										
10/04	at Indianapolis										
10/11	at Tampa Bay										
10/18	vs. Houston	7	19	2.7	4	0	3	19	6.3	9	0
10/25	vs. Buffalo	0	0	0.0	0	0	0	0	0.0	0	0
BYE WEEK											
11/08	at N.Y. Jets	1	2	2.0	2	0	0	0	0.0	0	0
11/15	at Baltimore	1	1	1.0	1	0	0	0	0.0	0	0
11/19	vs. Tennessee	7	27	3.9	10	0	0	0	0.0	0	0
11/29	vs. San Diego	3	23	7.7	19	0	1	9	9.0	9	0
12/06	at Tennessee	3	21	7.0	13	0	1	2	2.0	2	0
12/13	vs. Indianapolis	14	75	5.4	31	1	1	12	12.0	12	0
12/20	vs. Atlanta	14	28	2.0	9	0	8	46	5.8	13	0
12/27	at New Orleans	6	20	3.3	7	0	5	51	10.2	16	0
01/03	at Houston	5	9	1.8	9	0	0	0	0.0	0	0
<b>2015 totals:</b>		<b>67</b>	<b>266</b>	<b>4.0</b>	<b>31</b>	<b>1</b>	<b>21</b>	<b>164</b>	<b>7.8</b>	<b>16</b>	<b>0</b>

## 2014 GAME-BY-GAME STATISTICS

DATE	OPP	RUSHING					RECEIVING				
		NO	YDS	AVG	LG	TD	NO	YDS	AVG	LG	TD
09/07	at Philadelphia	3	8	2.7	6	0	1	3	3.0	3	0
09/14	at Washington	0	0	0.0	0	0	2	14	7.0	8	0
09/21	vs. Indianapolis	8	33	4.1	10	0	0	0	0.0	0	0
09/28	at San Diego	9	25	2.8	10	0	3	7	2.3	0	0
10/05	vs. Pittsburgh	3	6	2.0	6	0	2	-1	-0.5	1	0
10/12	at Tennessee	5	22	4.4	6	0	3	14	4.7	12	0
10/19	vs. Cleveland	22	127	5.8	20	1	0	0	0.0	0	0
10/26	vs. Miami	18	108	6.0	41	0	1	10	10.0	10	0
11/02	at Cincinnati	17	94	5.5	39	1	2	10	5.0	12	0
11/09	vs. Dallas	15	60	4.0	32	2	2	10	5.0	9	0
BYE WEEK											
11/23	at Indianapolis	14	25	1.8	9	0	4	47	11.8	19	0
11/30	vs. N.Y. Giants	11	44	4.0	17	0	3	10	3.3	7	0
12/07	vs. Houston	10	30	3.0	16	0	0	0	0.0	0	0
12/14	at Baltimore										
12/18	vs. Tennessee										
12/28	at Houston										
<b>2014 totals:</b>		<b>135</b>	<b>582</b>	<b>4.3</b>	<b>41</b>	<b>4</b>	<b>23</b>	<b>124</b>	<b>5.4</b>	<b>19</b>	<b>0</b>

## 2013 GAME-BY-GAME STATISTICS

DATE	OPP	RUSHING					RECEIVING				
		NO	YDS	AVG	LG	TD	NO	YDS	AVG	LG	TD
09/08	vs. Kansas City	2	1	0.5	1	0	0	0	0.0	0	0
09/15	at Oakland	1	0	0.0	0	0	0	0	0.0	0	0
09/22	at Seattle	2	-2	-2.0	-2	0	0	0	0.0	0	0
09/29	vs. Indianapolis	0	0	0.0	0	0	0	0	0.0	0	0
10/06	at St. Louis	0	0	0.0	0	0	0	0	0.0	0	0
10/13	at Denver	1	2	2.0	2	0	0	0	0.0	0	0
10/20	vs. San Diego	1	9	9.0	9	0	0	0	0.0	0	0
10/27	vs. San Francisco	4	15	3.8	7	0	0	0	0.0	0	0
BYE WEEK											
11/10	at Tennessee	4	3	0.8	2	0	0	0	0.0	0	0
11/17	vs. Arizona	0	0	0.0	0	0	0	0	0.0	0	0
11/24	at Houston	0	0	0.0	0	0	0	0	0.0	0	0
12/01	at Cleveland	0	0	0.0	0	0	0	0	0.0	0	0
12/05	vs. Houston	2	-1	-0.5	2	0	0	0	0.0	0	0
12/15	vs. Buffalo	2	28	14.0	24	0	0	0	0.0	0	0
12/22	vs. Tennessee	1	11	11.0	11	0	0	0	0.0	0	0
12/29	at Indianapolis	0	0	0.0	0	0	0	0	0.0	0	0
<b>2013 totals:</b>		<b>20</b>	<b>66</b>	<b>3.3</b>	<b>24</b>	<b>0</b>	<b>0</b>	<b>0</b>	<b>0.0</b>	<b>0</b>	<b>0</b>

# PLAYER BIOS

69

## TYLER SHATLEY

GUARD

6-3 305 LBS.

CLEMSON

BORN MAY 5, 1991

ICARD, NORTH CAROLINA

ACQ: ROOKIE FREE AGENT 2014

EXP: 3RD YEAR



### TRANSACTIONS:

Originally signed by Jacksonville as an undrafted rookie on 5/12/14

### PRO (Games played/started - 24/1)

- Has played in 24 games in three seasons with the team, primarily on special teams
- Was one of three undrafted rookies to make opening day roster in 2014

### 2016 (w/ JAX - 10/1)

- **9/11 vs. G.B.:** Played 11 snaps on special teams in team's season opener
- **9/18 at S.D.:** Saw action on special teams
- **9/25 vs. BAL:** Started at center and played in all 66 offensive snaps
- **10/2 vs. IND:** Played three snaps at guard and saw time on special teams
- **10/16 at CHI:** Saw action on special teams
- **10/23 vs. OAK:** Saw action on special team
- **10/27 at TEN:** Saw action on special teams
- **11/6 at K.C.:** Saw action on special teams
- **11/13 vs. HOU:** Saw action on special teams
- **11/20 at DET:** Saw action on special teams

### 2015 (w/ JAX - 13/0)

- Saw action in 13 games, primarily on special teams

### 2014 (w/ JAX - 1/0)

- Earned spot on opening day roster after joining club as a rookie free agent
- Was inactive for 15 games
  - **11/9 vs. DAL:** Made NFL debut and played RG for the entire second half

### COLLEGE (at Clemson, 2009-13)

- Began his career as a fullback, before moving to the defensive line in 2010 and the offensive line in the spring of 2012
- Played in 51 games with 27 starts
- Started 25 games on offense over his final two seasons and registered 60 knock-downs on 1,776 snaps
- As a senior in 2013, was a team captain and earned third-team All-ACC honors
- As a junior in 2013, named a Strength & Conditioning All-American by the NSCA
- Graduated with a degree in civil engineering

### PERSONAL

- Attended East Burke (Icard, N.C.) High School where he was the No. 3 rated FB in the nation by Tom Lemming
- Did not play on the offensive line in HS
- As a FB, had 2,000 rushing yards and 31 TDs in his junior and senior seasons
- Also served as the team's punter and averaged 40.7 yards per punt
- Full name is Christian Tyler Shatley
- Twitter handle is @tyler\_shatley

# PLAYER BIOS

55

## DAN SKUTA



LINEBACKER

6-2 265 LBS.

GRAND VALLEY STATE

BORN APRIL 21, 1986

FLINT, MICHIGAN

ACQ: UNRESTRICTED FREE AGENT (SAN FRANCISCO) 2015

EXP: 8TH YEAR

### TRANSACTIONS

Originally signed by Cincinnati as an undrafted rookie on 4/30/09 ... Waived on 9/5/09 ... Signed by Cincinnati to the practice squad on 9/6/09 ... Promoted to Cincinnati's 53-man roster on 10/8/09 ... Signed by San Francisco as an unrestricted free agent on 3/14/13 ... Signed by Jacksonville as an unrestricted free agent on 3/11/15

### PRO (Games played/started - 107/33)

- Eighth-year OLB has spent time with Cincinnati and San Francisco before signing as an unrestricted free agent with Jacksonville on March 11, 2015
- Versatile athlete has appeared in games at OLB, MLB, DE and FB
- Has seen action in six postseason games, totaling four tackles, including 2.0 sacks

### 2016 (w/ JAX - 8/2)

- **9/11 vs. G.B.:** Recorded one solo tackle at LB and played on special teams
- **9/18 at S.D.:** Started at OTTO and saw action at special teams
- **9/25 vs. BAL:** Started at OTTO and recorded one solo tackle while also seeing action on special teams
- **10/2 vs. IND:** Inactive (hip)
- **10/16 at CHI:** Saw action at OTTO and on special teams
- **10/23 vs. OAK:** Saw action at OTTO and on special teams
- **10/27 at TEN:** Saw action at OTTO and registered three tackles (two solo)
- **11/6 at K.C.:** Saw action at OTTO and made one solo tackle
- **11/13 vs. HOU:** Saw action at OTTO, posting a season-high four solo tackles and one pass defended
- **11/20 at DET:** Inactive (back)

### 2015 (w/ JAX - 13/8)

- Played in 13 games with eight starts at OTTO in his first season with the Jaguars
- Made 37 tackles (31 solo), including three tackles for loss, 1.5 sacks, one pass defended and one forced fumble
- **9/13 vs. CAR:** Made six solo tackles, including 1.0 sack in Jaguars debut
- **10/4 at IND:** Made four tackles (three solo) and one forced fumble
- **10/18 vs. HOU:** Made two tackles (one solo), including a half-sack ... Added two special teams tackles
- **10/25 vs. BUF:** Made six solo tackles
- **12/27 at N.O.:** Started at OTTO and made four tackles (three solo)

### 2014 (w/ S.F. - 14/11)

- Started a career-high 11 of 14 games and had the best statistical season of his career
- Posted career-highs in tackles (27), sacks (5.0), QB hits (five), tackles for loss (five) and forced fumbles (three)
- **9/7 at DAL:** Started the season opener and totaled two tackles and one forced fumble
- **10/13 at STL:** Registered a career-high 2.0 sacks and forced one fumble
- **12/7 at OAK:** Started at LB and made a season-high five tackles (four solo), including 1.0 sack
- **12/14 at SEA:** Registered two tackles, including a sack in a second straight game
- **12/20 vs. S.D.:** Started at LB and posted a sack in a third straight game
- **12/28 vs. ARI:** Registered three tackles (one solo) in the season finale

### 2013 (w/ S.F. - 16/8)

- Played in all 16 games for the fourth consecutive season and made eight starts in his first season with San Francisco after signing as an unrestricted free agent
- Season totals included 22 tackles (15 solo), two passes defended, three QB hits, three tackles for loss and one fumble recovery
- **10/6 vs. HOU:** Posted three solo tackles, including one tackle for loss
- **10/27 at JAX:** Registered a career-high six solo tackles, including one tackle for loss and recovered a fumble and returned it 47 yards for a TD
- **11/10 vs. CAR:** Started at LB and made four tackles (two solo) and two passes defense
- **1/12 at CAR:** Posted his first career postseason sack in the Divisional Playoff Round
- **1/19 at SEA:** Registered a sack in his second straight postseason game in the NFC Championship game

### 2012 (w/ CIN - 16/0)

- Saw action in all 16 games for the third consecutive season
- Season totals included 10 tackles (five solo), one pass defended and 11 special teams tackles
- **12/30 vs. BAL:** Posted a season-high four tackles (one solo) in the season finale

### 2011 (w/ CIN - 16/3)

- Played in all 16 games for the second straight season and made three starts at MLB
- Season totals included 20 tackles (nine solo), 0.5 sacks, one forced fumble and 11 special teams tackles
- **9/25 vs. S.F.:** Posted four tackles (one solo) and made a half-sack, the first of his career
- **10/16 vs. IND:** Made his first start of the season at MLB and posted a season-high five tackles (two solo)

### 2010 (w/ CIN - 16/1)

- Saw action in all 16 games for the first time in his career and added one start
- Posted a career-high 15 special teams tackles
- **12/5 vs. N.O.:** Started the first game of his career at FB and matched his season-high of three special teams tackles

### 2009 (w/ CIN - 8/0)

- Played in eight games as a rookie after originally signing as an undrafted free agent
- **10/11 at BAL:** Made his NFL debut on after being promoted to the active roster from the team's practice squad on Oct. 8
- **1/9 vs. NYJ:** Made his postseason debut in the Wild Card Playoff Round and posted one special teams tackle

### COLLEGE (at Grand Valley State, 2005-08)

- First-team All-America honors in NCAA Division II as a senior at Grand Valley State (Allendale, Mich.), and helped lead his teams to four-year record of 51-2, with two national titles
- Played DL and LB during his four seasons (2005-08)
- Posted 33.5 career sacks, the third-most in NCAA Division II history
- Team won by 24 or more points in 25 of his 53 career games
- Started his college career 40-0, going 13-0, 15-0 and 12-0 before losing in the 2007 NCAA Division II playoffs.

### PERSONAL

- Attended Carman-Ainsworth (Mich.) High School where he was a two-way senior and tallied 116 tackles and rushed for 1,092 yards and 20 TDs
- Also lettered in baseball
- Twitter handle is @DSkuta51

REGULAR SEASON CAREER STATISTICS											
YEAR	TEAM	GP/GS	TKL	SOLO	ASST	TFL	SACKS	FF	FR	INT	PD
2009	CIN	8/0	0	0	0	0	0.0	0	0	0	0
2010	CIN	16/1	2	0	2	0	0.0	0	0	0	0
2011	CIN	16/3	34	21	13	0	0.5	1	0	0	0
2012	CIN	16/0	12	6	6	0	0.0	0	0	0	1
2013	S.F.	16/8	22	15	7	3	0.0	0	1	0	2
2014	S.F.	14/11	27	21	6	5	5.0	3	0	0	1
2015	JAX	13/8	37	31	6	3	1.5	1	0	0	1
2016	JAX	8/2	11	10	1	0	0.0	0	0	0	1
<b>NFL totals: 8 yrs.</b>		<b>107/33</b>	<b>145</b>	<b>104</b>	<b>41</b>	<b>11</b>	<b>7.0</b>	<b>5</b>	<b>1</b>	<b>0</b>	<b>6</b>

**Additional statistics:** Special teams tackles: 73 over career; three in 2015, seven in 2014, seven in 2013, 17 in 2012, 13 in 2011, 16 in 2010 and 10 in 2009.

POSTSEASON CAREER STATISTICS											
YEAR	TEAM	GP/GS	TKL	SOLO	ASST	SACKS	FF	FR	INT	PD	
2009	CIN	1/0	0	0	0	0.0	0	0	0	0	
2011	CIN	1/0	1	1	0	0.0	0	0	0	0	
2012	CIN	1/0	1	1	0	0.0	0	0	0	0	
2013	S.F.	3/0	2	2	0	2.0	0	0	0	0	
<b>NFL totals: 7 yrs.</b>		<b>6/0</b>	<b>4</b>	<b>4</b>	<b>0</b>	<b>2.0</b>	<b>0</b>	<b>0</b>	<b>0</b>	<b>0</b>	

**Additional statistics:** Special teams tackles: 3 over career; two in 2013, one in 2009.

CAREER HIGHS		
	GAME	SEASON
<b>Tackles:</b>	9 (11/6/11 at TEN)	37 (2015)
<b>Sacks:</b>	2.0 (10/13/14 at STL)	5.0 (2014)
<b>Forced fumbles:</b>	1 (three times; last: 12/20/14 vs. S.D.)	3 (2014)
<b>Fumble recoveries:</b>	1 (10/27/13 at JAX)	1 (2013)
<b>Passes defended:</b>	2 (11/10/13 vs. CAR)	2 (2013)



# PLAYER BIOS

## 2016 GAME-BY-GAME STATISTICS

DATE	OPP	TKL	SOLO	ASST	TFL	SACKS	ST	FF	FR	INT	PD
09/11	vs. Green Bay	1	1	0	0	0.0	0	0	0	0	0
09/18	at San Diego	0	0	0	0	0.0	0	0	0	0	0
09/25	vs. Baltimore	1	1	0	0	0.0	0	0	0	0	0
10/02	vs. Indianapolis					ina					
BYE WEEK											
10/16	at Chicago	0	0	0	0	0.0	0	0	0	0	0
10/23	vs. Oakland	1	1	0	0	0.0	0	0	0	0	0
10/27	at Tennessee	3	2	1	0	0.0	0	0	0	0	0
11/06	at Kansas City	1	1	0	0	0.0	0	0	0	0	0
11/13	vs. Houston	4	4	0	0	0.0	0	0	0	0	1
11/20	at Detroit					ina					
11/27	at Buffalo										
12/04	vs. Denver										
12/11	vs. Minnesota										
12/18	at Houston										
12/24	vs. Tennessee										
01/01	at Indianapolis										
<b>2016 totals:</b>		<b>11</b>	<b>10</b>	<b>1</b>	<b>0</b>	<b>0.0</b>	<b>0</b>	<b>0</b>	<b>0</b>	<b>0</b>	<b>1</b>

## 2015 GAME-BY-GAME STATISTICS

DATE	OPP	TKL	SOLO	ASST	TFL	SACKS	ST	FF	FR	INT	PD
09/13	vs. Carolina	6	6	0	1	1.0	1	0	0	0	0
09/20	vs. Miami	2	2	0	1	0.0	0	0	0	0	1
09/27	at New England	2	2	0	0	0.0	0	0	0	0	0
10/04	at Indianapolis	4	3	1	0	0.0	0	1	0	0	0
10/11	at Tampa Bay	3	3	0	1	0.0	0	0	0	0	0
10/18	vs. Houston	2	1	1	0	0.5	2	0	0	0	0
10/25	vs. Buffalo	6	6	0	0	0.0	0	0	0	0	0
BYE WEEK											
11/08	at N.Y. Jets	1	1	0	0	0.0	0	0	0	0	0
11/15	at Baltimore					ina					
11/19	vs. Tennessee	1	1	0	0	0.0	0	0	0	0	0
11/29	vs. San Diego					ina					
12/06	at Tennessee					ina					
12/13	vs. Indianapolis	1	1	0	0	0.0	0	0	0	0	0
12/20	vs. Atlanta	1	1	0	0	0.0	0	0	0	0	0
12/27	at New Orleans	4	3	1	0	0.0	0	0	0	0	0
01/03	at Houston	4	1	3	0	0.0	0	0	0	0	0
<b>2015 totals:</b>		<b>37</b>	<b>31</b>	<b>6</b>	<b>3</b>	<b>1.5</b>	<b>3</b>	<b>1</b>	<b>0</b>	<b>0</b>	<b>1</b>

## 2014 GAME-BY-GAME STATISTICS

DATE	OPP	TKL	SOLO	ASST	TFL	SACKS	ST	FF	FR	INT	PD
09/07	at Dallas	4	2	2	0	0.0	1	0	0	0	0
09/14	vs. Chicago	3	1	2	0	0.0	0	0	0	0	0
09/21	at Arizona	2	2	0	0	0.0	0	0	0	0	1
09/28	vs. Philadelphia	2	1	1	0	0.0	0	0	0	0	0
10/05	vs. Kansas City	4	2	2	0	0.0	0	0	0	0	0
10/13	at St. Louis	4	3	1	2	2.0	1	0	0	0	0
10/19	at Denver	2	0	2	0	0.0	0	0	0	0	0
BYE WEEK											
11/02	vs. St. Louis	1	0	1	0	0.0	0	0	0	0	0
11/09	at New Orleans					ina					
11/16	at N.Y. Giants					ina					
11/23	vs. Washington	0	0	0	0	0.0	0	0	0	0	0
11/27	vs. Seattle	0	0	0	0	0.0	0	0	0	0	0
12/07	at Oakland	7	4	3	1	1.0	0	0	0	0	0
12/14	at Seattle	0	0	0	1	1.0	0	0	0	0	0
12/20	vs. San Diego	3	2	1	1	1.0	1	0	0	0	0
12/28	vs. Arizona	3	2	1	0	0.0	0	0	0	0	0
<b>2014 totals:</b>		<b>35</b>	<b>19</b>	<b>16</b>	<b>5</b>	<b>5.0</b>	<b>3</b>	<b>0</b>	<b>0</b>	<b>0</b>	<b>1</b>

Additional statistics: seven special teams tackles

## 2013 GAME-BY-GAME STATISTICS

DATE	OPP	TKL	SOLO	ASST	TFL	SACKS	FF	FR	INT	PD	
09/08	vs. Green Bay	0	0	0	0	0.0	0	0	0	0	
09/15	at Seattle	1	0	1	0	0.0	0	0	0	0	
09/22	vs. Indianapolis	0	0	0	0	0.0	0	0	0	0	
09/26	at St. Louis	2	2	0	0	0.0	0	0	0	0	
10/06	vs. Houston	4	3	1	0	0.0	0	0	0	0	
10/13	vs. Arizona	1	0	1	0	0.0	0	0	0	0	
10/20	at Tennessee	1	0	1	0	0.0	0	0	0	0	
10/27	at Jacksonville	8	6	2	0	0.0	0	1	0	0	
BYE WEEK											
11/10	vs. Carolina	3	2	1	0	0.0	0	0	0	2	
11/17	at New Orleans	5	2	3	0	0.0	0	0	0	0	
11/25	at Washington	2	1	1	0	0.0	0	0	0	0	
12/01	vs. St. Louis	2	0	2	0	0.0	0	0	0	0	
12/08	vs. Seattle	1	1	0	0	0.0	0	0	0	0	
12/15	at Tampa Bay	0	0	0	0	0.0	0	0	0	0	
12/23	vs. Atlanta	2	0	2	0	0.0	0	0	0	0	
12/29	at Arizona	2	1	1	0	0.0	0	0	0	0	
<b>2013 totals:</b>		<b>34</b>	<b>18</b>	<b>16</b>	<b>0</b>	<b>0.0</b>	<b>0</b>	<b>1</b>	<b>0</b>	<b>2</b>	

01/05	at Green Bay	0	0	0	0	0.0	0	0	0	0	0
01/12	at Carolina	2	2	0	1	1.0	0	0	0	0	0
01/19	at Seattle	3	1	2	1	1.0	0	0	0	0	0
<b>Postseason totals:</b>		<b>5</b>	<b>3</b>	<b>2</b>	<b>2</b>	<b>2.0</b>	<b>0</b>	<b>0</b>	<b>0</b>	<b>0</b>	<b>0</b>

## 2012 GAME-BY-GAME STATISTICS

DATE	OPP	TKL	SOLO	ASST	TFL	SACKS	FF	FR	INT	PD	
09/10	at Baltimore	2	1	1	0	0.0	0	0	0	0	
09/16	vs. Cleveland	0	0	0	0	0.0	0	0	0	0	
09/23	at Washington	0	0	0	0	0.0	0	0	0	0	
09/30	at Jacksonville	0	0	0	0	0.0	0	0	0	0	
10/07	vs. Miami	1	0	1	0	0.0	0	0	0	0	
10/14	at Cleveland	2	1	1	0	0.0	0	0	0	0	
10/21	vs. Pittsburgh	1	1	0	0	0.0	0	0	0	0	
BYE WEEK											
11/04	vs. Denver	0	0	0	0	0.0	0	0	0	0	
11/11	vs. N.Y. Giants	1	1	0	0	0.0	0	0	0	0	
11/18	at Kansas City	0	0	0	0	0.0	0	0	0	0	
11/25	vs. Oakland	0	0	0	0	0.0	0	0	0	0	
12/02	at San Diego	0	0	0	0	0.0	0	0	0	0	
12/09	vs. Dallas	1	1	0	0	0.0	0	0	0	0	
12/13	at Philadelphia	0	0	0	0	0.0	0	0	0	0	
12/23	at Pittsburgh	0	0	0	0	0.0	0	0	0	0	
12/30	vs. Baltimore	0	0	0	0	0.0	0	0	0	1	
<b>2012 totals:</b>		<b>12</b>	<b>6</b>	<b>6</b>	<b>0</b>	<b>0.0</b>	<b>0</b>	<b>0</b>	<b>0</b>	<b>1</b>	

01/05	at Houston	2	2	0	0	0.0	0	0	0	0	0
<b>Postseason totals:</b>		<b>2</b>	<b>2</b>	<b>0</b>	<b>0</b>	<b>0.0</b>	<b>0</b>	<b>0</b>	<b>0</b>	<b>0</b>	<b>0</b>

## 2011 GAME-BY-GAME STATISTICS

DATE	OPP	TKL	SOLO	ASST	TFL	SACKS	FF	FR	INT	PD	
09/10	at Baltimore	2	1	1	0	0.0	0	0	0	0	
09/16	vs. Cleveland	0	0	0	0	0.0	0	0	0	0	
09/23	at Washington	0	0	0	0	0.0	0	0	0	0	
09/30	at Jacksonville	0	0	0	0	0.0	0	0	0	0	
10/07	vs. Miami	1	0	1	0	0.0	0	0	0	0	
10/14	at Cleveland	2	1	1	0	0.0	0	0	0	0	
10/21	vs. Pittsburgh	1	1	0	0	0.0	0	0	0	0	
BYE WEEK											
11/04	vs. Denver	0	0	0	0	0.0	0	0	0	0	
11/11	vs. N.Y. Giants	1	1	0	0	0.0	0	0	0	0	
11/18	at Kansas City	0	0	0	0	0.0	0	0	0	0	
11/25	vs. Oakland	0	0	0	0	0.0	0	0	0	0	
12/02	at San Diego	0	0	0	0	0.0	0	0	0	0	
12/09	vs. Dallas	1	1	0	0	0.0	0	0	0	0	
12/13	at Philadelphia	0	0	0	0	0.0	0	0	0	0	
12/23	at Pittsburgh	0	0	0	0	0.0	0	0	0	0	
12/30	vs. Baltimore	0	0	0	0	0.0	0	0	0	1	
<b>2011 totals:</b>		<b>12</b>	<b>6</b>	<b>6</b>	<b>0</b>	<b>0.0</b>	<b>0</b>	<b>0</b>	<b>0</b>	<b>1</b>	

01/05	at Houston	2	2	0	0	0.0	0	0	0	0	0
<b>Postseason totals:</b>		<b>2</b>	<b>2</b>	<b>0</b>	<b>0</b>	<b>0.0</b>	<b>0</b>	<b>0</b>	<b>0</b>	<b>0</b>	<b>0</b>

# PLAYER BIOS



## 2010 GAME-BY-GAME STATISTICS

DATE	OPP	TKL	SOLO	ASST	TFL	SACKS	FF	FR	INT	PD
09/12	at New England	0	0	0	0	0.0	0	0	0	0
09/19	vs. Baltimore	0	0	0	0	0.0	0	0	0	0
09/26	at Carolina	0	0	0	0	0.0	0	0	0	0
10/03	at Cleveland	0	0	0	0	0.0	0	0	0	0
10/10	vs. Tampa Bay	0	0	0	0	0.0	0	0	0	0
BYE WEEK										
10/24	at Atlanta	0	0	0	0	0.0	0	0	0	0
10/31	vs. Miami	0	0	0	0	0.0	0	0	0	0
11/08	vs. Pittsburgh	0	0	0	0	0.0	0	0	0	0
11/14	at Indianapolis	0	0	0	0	0.0	0	0	0	0
11/21	vs. Buffalo	0	0	0	0	0.0	0	0	0	0
11/25	at N.Y. Jets	0	0	0	0	0.0	0	0	0	0
12/05	vs. New Orleans	0	0	0	0	0.0	0	0	0	0
12/12	at Pittsburgh	0	0	0	0	0.0	0	0	0	0
12/19	vs. Cleveland	0	0	0	0	0.0	0	0	0	0
12/26	vs. San Diego	2	0	2	0	0.0	0	0	0	0
01/02	at Baltimore	0	0	0	0	0.0	0	0	0	0
<b>2010 totals:</b>		<b>2</b>	<b>0</b>	<b>2</b>	<b>0</b>	<b>0.0</b>	<b>0</b>	<b>0</b>	<b>0</b>	<b>0</b>



## 2009 GAME-BY-GAME STATISTICS

DATE	OPP	TKL	SOLO	ASST	TFL	SACKS	FF	FR	INT	PD
09/13	vs. Denver					ps				
09/20	at Green Bay					ps				
09/27	vs. Pittsburgh					ps				
10/04	at Cleveland					ps				
10/11	at Baltimore	0	0	0	0	0.0	0	0	0	0
10/18	vs. Houston	0	0	0	0	0.0	0	0	0	0
10/25	vs. Chicago	0	0	0	0	0.0	0	0	0	0
BYE WEEK										
11/08	vs. Baltimore	0	0	0	0	0.0	0	0	0	0
11/15	at Pittsburgh	0	0	0	0	0.0	0	0	0	0
11/22	at Oakland	0	0	0	0	0.0	0	0	0	0
11/29	vs. Cleveland	0	0	0	0	0.0	0	0	0	0
12/06	vs. Detroit	0	0	0	0	0.0	0	0	0	0
12/13	at Minnesota	0	0	0	0	0.0	0	0	0	0
12/20	at San Diego	0	0	0	0	0.0	0	0	0	0
12/27	vs. Kansas City	0	0	0	0	0.0	0	0	0	0
01/03	at N.Y. Jets	0	0	0	0	0.0	0	0	0	0
<b>2009 totals:</b>		<b>0</b>	<b>0</b>	<b>0</b>	<b>0</b>	<b>0.0</b>	<b>0</b>	<b>0</b>	<b>0</b>	<b>0</b>

# PLAYER BIOS

98

## CHRIS SMITH

DEFENSIVE END

6-1 270 LBS.

ARKANSAS

BORN FEBRUARY 11, 1992

MOUNT ULLA, NORTH CAROLINA

ACQ: 5TH ROUND OF 2014 DRAFT (159TH)

EXP: 3RD YEAR



### TRANSACTIONS

Originally drafted by Jacksonville in the fifth round (159th overall) of the 2014 draft

### PRO (Games played/started - 16/0)

- Second-year DE was a fifth-round draft pick in 2014

### 2016 (w/ JAX - 3/0)

- **9/11 vs. G.B.:** Inactive
- **9/18 at S.D.:** Inactive
- **9/25 vs. BAL:** Inactive
- **10/2 vs. IND:** Recorded two solo tackles, 1.0 sack and a tackle for a loss in 14 defensive snaps played
- **10/16 at CHI:** Inactive
- **10/23 vs. OAK:** Inactive
- **10/27 at TEN:** Recorded two solo tackles
- **11/6 at K.C.:** Saw action at DE and on special teams
- **11/13 at HOU:** Inactive (eye)
- **11/20 at DET:** Inactive (eye)

### 2015 (w/ JAX - 6/0)

Saw action in six games at DT and totaled 10 tackles (eight solo), including one tackle for loss, one pass defensed and 0.5 sack

- **9/13 vs. CAR:** Made a career-high four solo tackles, including one tackle for loss and one pass defensed
- **9/20 vs. MIA:** Made two tackles (one solo)
- **9/27 at N.E.:** Recorded 0.5 sacks on Patriots QB Tom Brady

### 2014 (w/ JAX - 7/0)

Appeared in seven games as a rookie ... Finished with three sacks along with five tackles ... Made opening day roster but was waived on Sept. 13 and signed to practice squad on Sept. 15 ... Promoted to 53-man roster on Oct. 20

- **10/26 vs. MIA:** Made NFL debut and saw action on special teams
- **11/2 at CIN:** Split a sack with DE Ryan Davis on the Bengals first possession, the first sack of his career
- **11/23 at IND:** Sacked QB Andrew Luck in the first quarter and forced a fumble that was recovered by DT Sen'Derrick Marks
- **12/7 vs. HOU:** Split a sack with Marks on the Texans' first possession and had two QB hits
- **12/18 vs. TEN:** Totaled two solo tackles and one sack of QB Charlie Whitehurst

### COLLEGE (at Arkansas, 2010-13)

- Four-year letterman
- Appeared in 43 games with 27 starts, 15 at strong-side DE and 12 on the weak-side
- Started final 24 games of his career
- Career totals include 122 tackles (64 solo), 21.5 sacks, 30.5 tackles for loss and 20 QB pressures
- One of five players in school history with 20-plus sacks
- Was enrolled in Fulbright College of Arts and Sciences

### PERSONAL

- Son of Sherry and William Smith
- Attended West Rowan (Mount Ulla, N.C.) High School, where he played for head coach Scott Young
- Led team to back-to-back state championships including 30 straight victories
- Over his junior and senior season, compiled more than 200 tackles and 48 sacks
- Twitter handle is @98ChrisSmith

### REGULAR SEASON CAREER STATISTICS

YEAR	TEAM	GP/GS	TKL	SOLO	ASST	TFL	SACKS	ST	FF	FR	INT	PD
2014	JAX	7/0	5	3	2	1	3.0	0	1	0	0	0
2015	JAX	6/0	10	8	2	1	0.5	0	0	0	0	1
2016	JAX	3/0	4	4	0	1	1.0	0	0	0	0	0
<b>NFL totals: 3 yrs.</b>		<b>16/0</b>	<b>19</b>	<b>15</b>	<b>4</b>	<b>3</b>	<b>4.5</b>	<b>0</b>	<b>1</b>	<b>0</b>	<b>0</b>	<b>1</b>

### CAREER HIGHS

	GAME	SEASON
<b>Tackles:</b>	4 (9/13/15 vs. CAR)	10 (2015)
<b>Sacks:</b>	1.0 (three; last: 10/2/16 vs. IND)	3.0 (2014)
<b>Forced fumbles:</b>	1 (11/23/14 vs. IND)	1 (2014)
<b>Passes defensed:</b>	1 (9/13/15 vs. CAR)	1 (2015)

### 2016 GAME-BY-GAME STATISTICS

DATE	OPP	TKL	SOLO	ASST	TFL	SACKS	ST	FF	FR	INT	PD
09/11	vs. Green Bay					ina					
09/18	at San Diego					ina					
09/25	vs. Baltimore					ina					
10/02	vs. Indianapolis	2	2	0	1	1.0	0	0	0	0	0
	BYE WEEK										
10/16	at Chicago					ina					
10/23	vs. Oakland					ina					
10/27	at Tennessee	2	2	0	0	0.0	0	0	0	0	0
11/06	at Kansas City	0	0	0	0	0.0	0	0	0	0	0
11/13	vs. Houston					ina					
11/20	at Detroit					ina					
11/27	at Buffalo					ina					
12/04	vs. Denver										
12/11	vs. Minnesota										
12/18	at Houston										
12/24	vs. Tennessee										
01/01	at Indianapolis										
<b>2016 totals:</b>		<b>4</b>	<b>4</b>	<b>0</b>	<b>1</b>	<b>1.0</b>	<b>0</b>	<b>0</b>	<b>0</b>	<b>0</b>	<b>0</b>

### 2015 GAME-BY-GAME STATISTICS

DATE	OPP	TKL	SOLO	ASST	TFL	SACKS	ST	FF	FR	INT	PD
09/13	vs. Carolina	4	4	0	1	0.0	0	0	0	0	1
09/20	vs. Miami	2	1	1	0	0.0	0	0	0	0	0
09/27	at New England	1	0	1	0	0.5	0	0	0	0	0
10/04	at Indianapolis					ina					
10/11	at Tampa Bay					ina					
10/18	vs. Houston					ina					
10/25	vs. Buffalo					ina					
	BYE WEEK										
11/08	at N.Y. Jets					ina					
11/15	at Baltimore					ina					
11/19	vs. Tennessee					ina					
11/29	vs. San Diego	1	1	0	0	0.0	0	0	0	0	0
12/06	at Tennessee					ina					
12/13	vs. Indianapolis	2	2	0	0	0.0	0	0	0	0	0
12/20	vs. Atlanta	0	0	0	0	0.0	0	0	0	0	0
12/27	at New Orleans					ina					
01/03	at Houston					ina					
<b>2015 totals:</b>		<b>10</b>	<b>8</b>	<b>2</b>	<b>1</b>	<b>0.5</b>	<b>0</b>	<b>0</b>	<b>0</b>	<b>0</b>	<b>1</b>

### 2014 GAME-BY-GAME STATISTICS

DATE	OPP	TKL	SOLO	ASST	TFL	SACKS	ST	FF	FR	INT	PD
09/07	at Philadelphia					ina					
09/14	at Washington					--					
09/21	vs. Indianapolis					ps					
09/28	at San Diego					ps					
10/05	vs. Pittsburgh					ps					
10/12	at Tennessee					ps					
10/19	vs. Cleveland					ps					
10/26	vs. Miami	0	0	0	0	0.0	0	0	0	0	0
11/02	at Cincinnati	1	0	1	0	0.5	0	0	0	0	0
11/09	vs. Dallas	0	0	0	0	0.0	0	0	0	0	0
	BYE WEEK										
11/23	at Indianapolis	1	1	0	0	1.0	0	1	0	0	0
11/30	vs. N.Y. Giants					ina					
12/07	vs. Houston	1	0	1	0	0.5	0	0	0	0	0
12/14	at Baltimore	0	0	0	0	0.0	0	0	0	0	0
12/18	vs. Tennessee	2	2	0	1	1.0	0	0	0	0	0
01/03	at Houston					ina					
<b>2014 totals:</b>		<b>5</b>	<b>3</b>	<b>2</b>	<b>1</b>	<b>3.0</b>	<b>0</b>	<b>1</b>	<b>0</b>	<b>0</b>	<b>0</b>

# PLAYER BIOS

50

## TELVIN SMITH

LINEBACKER

6-3 223 LBS.


FLORIDA STATE

BORN APRIL 11, 1991

VALDOSTA, GEORGIA

ACQ: 5TH ROUND OF 2014 DRAFT (144TH)

EXP: 3RD YEAR



### TRANSACTIONS

Originally drafted by Jacksonville in the fifth round (144th overall) of the 2014 draft

### PRO (Games played/started - 40/34)

• His streak of 30 straight games with five-plus tackles is the second-longest active streak in the NFL

### 2016 (w/ JAX - 10/10)

- **9/11 vs. G.B.:** Made his 25th career start at WLB and tallied eight tackles (six solo), including two tackles for loss
- **9/18 at S.D.:** Started at WLB and made nine tackles (seven solo), including two tackles for loss
- **9/25 vs. BAL:** Started at WLB and had seven tackles (six solo), including one tackle for a loss and two passes defended
- **10/2 vs. IND:** Recorded a team-high eight solo tackles and also had a tackle for a loss
- **10/16 at OAK:** Posted eight solo tackles, including one tackle for loss
- **10/23 vs. CHI:** Registered five tackles (four solo), including a season-high three tackles for loss
- **10/27 at TEN:** Recorded a team-high 15 tackles (10 solo) starting at WLB
- **11/6 at K.C.:** Had five solo tackles and one pass defended
- **11/13 vs. HOU:** Tied for the team-lead with six tackles (four solo)
- **11/20 at DET:** Started at WLB and led the team with eight tackles (seven solo), including one tackle for loss and one fumble recovery

### 2015 (w/ JAX - 14/14)

Played and started in 14 games at WLB in his second season with the Jaguars ... Finished second on the team with 128 tackles, the most in the NFL by a player in his first or second season ... Added seven passes defended, the second-most on the team

- **9/13 vs. CAR:** Recorded nine tackles (seven solo) and three tackles for loss
- **9/20 vs. MIA:** Led the team with nine tackles (six solo) and recorded one pass defended
- **9/27 at N.E.:** Recorded 11 tackles (seven solo) in team's road opener
- **10/4 at IND:** Made eight tackles (six solo) and 0.5 sacks
- **10/11 at T.B.:** Recorded 14 tackles (13 solo) and one tackle for loss
- **10/25 vs. BUF:** Made a team-high nine tackles (eight solo), including two tackles for loss and three passes defended ... Recorded his first career TD, intercepting QB **E.J. Manuel** and returning it 26 yards for the second-quarter score
- **11/8 at NYJ:** Made seven tackles (five solo), including two passes defended, one forced fumble and a tackle for loss
- **11/15 at BAL:** Led the team with 12 tackles (five solo)
- **12/6 at TEN:** Registered nine tackles (seven solo), two sacks, including one sack-fumble ... First Jaguars LB with multiple sacks in a single game since **Paul Posluszny** registered 2.0 sacks in Week 17 of the 2012 season and is just the sixth linebacker in franchise history to accomplish the feat, joining Posluszny, **Mike Peterson**, **Akin Ayodele**, **Kevin Hardy** (two games with multiple sacks) and **Brant Boyer** (two games with multiple sacks)
- **12/13 vs. IND:** Started at WLB and made nine tackles (eight solo), including one tackle for loss ... Added one pass defended

### 2014 (w/ JAX - 16/10)

Appeared in all 16 games and made 10 starts at LB ... Ranked second on team with 99 tackles (68 solo) and nine tackles for loss ... Had a team-high two fumble recoveries along with four passes defended, one QB hit and one forced fumble ... Ranked third among all NFL rookies in tackles

- **9/7 at PHI:** Made NFL debut and posted three solo tackles with one stop for loss
- **9/14 at WAS:** Produced four tackles (two solo) including his first career sack: QB **Kirk Cousins** for an 11-yard loss in the fourth quarter
- **10/19 vs. CLE:** Named AFC Defensive Player of the Week after producing a sack/forced fumble, interception and two passes defended ... Registered a sack/forced fumble of QB **Brian Hoyer** in the third quarter and the ball was recovered by **Paul Posluszny** ... With 5:21 remaining in the game, Smith picked off Hoyer and returned it 15 yards to set up a Jaguars TD
- **11/23 at IND:** Started at LB and paced the team with 12 tackles (nine solo) along with two fumble recoveries and two tackles for loss ... Recovered an **Andrew Luck** fumble in the first quarter and a **Dan Herron** fumble in the second quarter
- **11/30 vs. NYG:** Started at LB and had double-digit tackles for the second straight game, finishing with 10 stops (eight solo)
- **12/18 vs. TEN:** Compiled a then career-high 15 tackles (10 solo) including one for loss
- **12/28 at HOU:** Registered a career-high 16 tackles (11 solo) in the season-finale

### COLLEGE (at Florida State, 2010-13)

- Appeared in 54 games with 15 starts
- Totaled 214 tackles (139 solo) with seven sacks, 29 tackles for loss and six QB pressures
- Added four fumble recoveries and two forced fumbles
- Had 10 passes defended and four INTs, three returned for TDs
- Started all 14 games as a senior and tallied a team-high 90 tackles (61 solo), three INTs, 9.5 tackles for loss, two sacks, two fumble recoveries and four passes defended
- Recorded three INTs and tied the school single-season record with three returned for TDs
- First-team All-ACC selection by the league's coaches, ESPN.com and The Sporting News
- Majored in sports administration

### PERSONAL

- Attended Lowndes High School in Georgia
- Received four-star ranking from Rivals.com and a three-star rating from Scout.com
- Super Prep All-State selection
- Registered 109 tackles (84 solo) as a senior with a pair of INTs
- Recorded 97 tackles, 16 tackles for loss and two INTs as a junior, leading team to Class 5A championship
- Played in the Georgia Athletic Coaches Association North/South All-Star Classic
- Twitter handle is @TelvinSmith\_22



### REGULAR SEASON CAREER STATISTICS

YEAR	TEAM	GP/GS	TKL	SOLO	ASST	TFL	SACKS	ST	FF	FR	PD	INT
2014	JAX	16/10	99	68	31	9	2.0	4	1	2	4	1
2015	JAX	14/14	128	99	29	13	2.5	0	2	0	7	1
2016	JAX	10/10	79	65	14	11	0.0	0	0	1	5	0
<b>NFL totals: 3 yrs.</b>		<b>40/34</b>	<b>306</b>	<b>232</b>	<b>74</b>	<b>33</b>	<b>4.5</b>	<b>4</b>	<b>3</b>	<b>3</b>	<b>16</b>	<b>2</b>



### CAREER HIGHS

	GAME	SEASON
<b>Tackles:</b>	16 (12/28/14 at HOU)	128 (2015)
<b>Tackles for loss:</b>	3 (9/13/15 vs. CAR)	13 (2015)
<b>Sacks:</b>	2.0 (12/6/15 at TEN)	2.5 (2015)
<b>Forced fumbles:</b>	1 (three times; last: 12/6/15 at TEN)	2 (2015)
<b>Fumble recoveries:</b>	2 (11/23/14 at IND)	2 (2014)
<b>Passes defended:</b>	3 (10/25/15 vs. BUF)	7 (2015)
<b>Interceptions:</b>	1 (two times; last: 10/25/15 vs. BUF)	1 (2014 & 2015)



### 2016 GAME-BY-GAME STATISTICS

DATE	GAME	TKL	SOLO	ASST	TFL	SACKS	ST	FF	FR	PD	INT
09/11	vs. Green Bay	8	6	2	2	0.0	0	0	0	0	0
09/18	at San Diego	9	7	2	2	0.0	0	0	0	0	0
09/25	vs. Baltimore	7	6	1	1	0.0	0	0	0	2	0
10/02	vs. Indianapolis	8	8	0	1	0.0	0	0	0	0	0
BYE WEEK											
10/16	at Chicago	8	8	0	1	0.0	0	0	0	1	0
10/23	vs. Oakland	5	4	1	3	0.0	0	0	0	0	0
10/27	at Tennessee	15	10	5	0	0.0	0	0	0	1	0
11/06	at Kansas City	5	5	0	0	0.0	0	0	0	1	0
11/13	vs. Houston	6	4	2	0	0.0	0	0	0	0	0
11/20	at Detroit	8	7	1	0	0.0	0	0	1	0	0
11/27	at Buffalo										
12/04	vs. Denver										
12/11	vs. Minnesota										
12/18	at Houston										
12/24	vs. Tennessee										
01/01	at Indianapolis										
<b>2016 totals:</b>		<b>79</b>	<b>65</b>	<b>14</b>	<b>10</b>	<b>0.0</b>	<b>0</b>	<b>0</b>	<b>1</b>	<b>5</b>	<b>0</b>

# PLAYER BIOS



## 2015 GAME-BY-GAME STATISTICS

DATE	GAME	TKL	SOLO	ASST	TFL	SACKS	ST	FF	FR	PD	INT
09/13	vs. Carolina	9	7	2	3	0.0	0	0	0	0	0
09/20	vs. Miami	9	6	3	0	0.0	0	0	0	1	1
09/27	at New England	11	7	4	0	0.0	0	0	0	0	0
10/04	at Indianapolis	9	5	4	1	0.5	0	0	0	0	0
10/11	at Tampa Bay	14	13	1	1	0.0	0	0	0	0	0
10/18	vs. Houston	7	7	0	1	0.0	0	0	0	0	0
10/25	vs. Buffalo	9	8	1	2	0.0	0	0	0	3	1
	BYE WEEK										
11/08	at N.Y. Jets	8	6	2	1	0.0	0	1	0	2	0
11/15	at Baltimore	12	5	7	0	0.0	0	0	0	0	0
11/19	vs. Tennessee	9	8	1	1	0.0	0	0	0	0	0
11/29	vs. San Diego	7	6	1	0	0.0	0	0	0	0	0
12/06	at Tennessee	9	7	2	1	2.0	0	1	0	0	0
12/13	vs. Indianapolis	9	8	1	1	0.0	0	0	0	1	0
12/20	vs. Atlanta	6	6	0	1	0.0	0	0	0	0	0
12/27	at New Orleans					ina					
01/03	at Houston					ina					
<b>2015 totals:</b>		<b>128</b>	<b>99</b>	<b>29</b>	<b>13</b>	<b>2.5</b>	<b>0</b>	<b>2</b>	<b>0</b>	<b>7</b>	<b>1</b>



## 2014 GAME-BY-GAME STATISTICS


DATE	GAME	TKL	SOLO	ASST	TFL	SACKS	ST	FF	FR	PD	INT
09/07	at Philadelphia	3	3	0	1	0.0	0	0	0	0	0
09/14	at Washington	4	2	2	1	1.0	0	0	0	0	0
09/21	vs. Indianapolis	3	2	1	0	0.0	0	0	0	0	0
09/28	at San Diego	1	1	0	0	0.0	0	0	0	0	0
10/05	vs. Pittsburgh	4	2	2	0	0.0	0	0	0	0	0
10/12	at Tennessee	2	2	0	0	0.0	0	0	0	0	0
10/19	vs. Cleveland	4	3	1	1	1.0	0	1	0	2	1
10/26	vs. Miami	5	2	3	0	0.0	0	0	0	1	0
11/02	at Cincinnati	7	5	2	0	0.0	0	0	0	0	0
11/09	vs. Dallas	3	3	0	1	0.0	0	0	0	0	0
	BYE WEEK										
11/23	at Indianapolis	12	9	3	2	0.0	0	0	2	0	0
11/30	vs. N.Y. Giants	10	9	2	0	0.0	0	0	0	0	0
12/07	vs. Houston	5	4	1	2	0.0	0	0	0	1	0
12/14	at Baltimore	5	1	4	0	0.0	0	0	0	0	0
12/18	vs. Tennessee	15	10	5	1	0.0	0	0	0	0	0
12/28	at Houston	16	11	5	0	0.0	0	0	0	0	0
<b>2014 totals:</b>		<b>99</b>	<b>68</b>	<b>31</b>	<b>9</b>	<b>2.0</b>	<b>0</b>	<b>1</b>	<b>2</b>	<b>4</b>	<b>1</b>



# PLAYER BIOS

**87**

## NEAL STERLING



TIGHT END

6-4 235 LBS.

MONMOUTH

BORN JANUARY 14, 1992

BELMAR, NEW JERSEY

ACQ: 7TH ROUND OF 2015 DRAFT (220TH)

EXP: 2ND YEAR

### TRANSACTIONS

Originally drafted by Jacksonville in the fifth round (144th overall) of the 2014 draft ... Waived on 9/5/15 ... Signed to the practice squad on 9/6/15 ... Promoted to the active roster on 10/20/15

### PRO (Games played/started - 14/0)

- First player selected from Monmouth in Jaguars draft history
- Second player from Monmouth selected in the NFL Draft
- Switched from WR to TE prior to the 2016 season

### 2016 (w/ JAX - 5/0)

- **9/11 vs. G.B.:** Played 18 snaps on special teams
- **9/18 at S.D.:** Lined up at WR and saw action on special teams
- **9/25 vs. BAL.:** Contributed on special teams and lined up at WR
- **10/2 vs. IND:** Recorded his first career reception, a 10-yard pass from QB **Blake Bortles**
- **10/16 at CHI:** Inactive (foot)
- **10/23 vs. OAK:** Inactive for the second straight week
- **10/27 at TEN:** Inactive
- **11/6 at K.C.:** Inactive
- **11/13 vs. HOU:** Saw action on special teams
- **11/20 at DET:** Inactive (foot)

### 2015 (w/ JAX - 9/0)

- Spent the first six weeks of his rookie season on the practice squad before promotion to the active roster
- Played in nine games on special teams

### COLLEGE (at Monmouth, 2010-14)

- Career totals include 212 receptions, 2,615 yards and 22 touchdowns in 43 career games
- Finished his career as the most decorated Monmouth wide receiver since Miles Austin, finishing in the top three in every Monmouth receiving record
- Became the school's all-time leader in receptions in Monmouth's second-to-last game of his senior season against top-ranked Coastal Carolina
- Majored in health studies and physical education

### PERSONAL

- Played wide receiver and safety under coach Pete Cahill at Manasquan (N.J.) High School
- Helped lead the Warriors to a 9-3 record and a National-Division Championship
- Earned First Team All-Shore Conference, All-Monmouth County and All-Division honors at WR in 2009
- Member of National Honor Society
- Son of Michael and Tina Sterling

### REGULAR SEASON CAREER STATISTICS

YEAR	TEAM	GP/GS	RECs	YDS	AVG.	LG	TD
2015	JAX	9/0	0	0	0.0	0	0
2016	JAX	5/0	0	0	0.0	0	0
<b>2016 totals: 2 yrs.</b>		<b>14/0</b>	<b>0</b>	<b>0</b>	<b>0.0</b>	<b>0</b>	<b>0</b>

### 2016 GAME-BY-GAME STATISTICS

DATE	OPP	RECs	YDS	AVG.	LG	TD
09/11	vs. Green Bay	0	0	0.0	0	0
09/18	at San Diego	0	0	0.0	0	0
09/25	vs. Baltimore	0	0	0.0	0	0
10/02	vs. Indianapolis	1	10	10.0	10	0
BYE WEEK						
10/16	at Chicago			ina		
10/23	vs. Oakland			ina		
10/27	at Tennessee			ina		
11/06	at Kansas City			ina		
11/13	vs. Houston	0	0	0.0	0	0
11/20	at Detroit			ina		
11/27	at Buffalo					
12/04	vs. Denver					
12/11	vs. Minnesota					
12/18	at Houston					
12/24	vs. Tennessee					
01/01	at Indianapolis					
<b>2016 totals:</b>		<b>1</b>	<b>10</b>	<b>10.0</b>	<b>10</b>	<b>0</b>

# PLAYER BIOS

## 80 JULIUS THOMAS



TIGHT END

6-5 260 LBS.


PORTLAND STATE

BORN JUNE 27, 1988

STOCKTON, CALIFORNIA

ACQ: UNRESTRICTED FREE AGENT (DENVER) 2015

EXP: 6TH YEAR



### TRANSACTIONS

Originally drafted by Denver in the fourth round (129th overall) of the 2011 draft ... Signed by Jacksonville as an unrestricted free agent on 3/11/15

### PRO (Games played/started - 57/41, 4/3)

- Sixth-year TE spent first four seasons with Denver after being selected in the fourth round of 2011 draft
- Two-time Pro Bowl selection (2013, 2014)
- Has 33 receiving TDs since the 2013 season, the most by an NFL TE during that span
- Became the first TE in NFL history to register 12-plus TDs in consecutive seasons (2013-14)
- Has posted 100+ receiving yards in four games, multiple TDs in six games and five-plus catches in 14 games

### 2016 (w/ JAX - 9/6)

- **9/11 vs. G.B.:** Made five catches for 64 yards, including a 22-yard TD
- **9/18 at S.D.:** Had four catches for 71 yards (17.8 rec. avg.)
- **9/25 vs. BAL:** Started at TE and recorded two receptions for 13 yards
- **10/2 vs. IND:** Inactive (elbow)
- **10/16 at CHI:** Posted two receptions for 28 yards
- **10/23 vs. OAK:** Caught three passes for 20 yards (6.7 rec. avg.), including a nine-yard TD pass, his second TD of the season
- **10/27 at TEN:** Started at TE and recorded three receptions for 28 yards including a 10-yard TD pass from QB **Blake Bortles**
- **11/6 at K.C.:** Posted two receptions for 21 yards
- **11/13 vs. HOU:** Had six receptions for 24 yards and one TD
- **11/20 at DET:** Had three receptions for 12 yards (4.0 rec. avg.)

### 2015 (w/ JAX - 12/10)

Missed the first four games of the season due to a thumb injury ... Played in 12 games with 10 starts and caught 46 passes for 455 yards (9.9 rec. avg.) and five TDs ... Caught a TD in four consecutive games between 11/19 and 12/13, the longest streak by a Jaguars TE since **Marcedes Lewis** from 12/1/13 - 12/22/13

- **10/11 at T.B.:** Made his Jaguars debut, recording two catches for 20 yards (10.0 avg.)
- **10/18 vs. HOU:** Made his first start as a Jaguar, making seven receptions for 78 yards (11.1 rec. avg.) and his first TD as a Jaguar
- **11/19 vs. TEN:** Had five receptions for 28 yards (5.6 rec. avg.) and a game-winning 5-yard TD reception in the fourth quarter
- **11/29 vs. S.D.:** Had a career-high-tying nine receptions for a season-high 116 yards (12.9 rec. avg.) and one TD
- **12/6 at TEN:** Posted two receptions for 15 yards (7.5 rec. avg.) and one TD

### 2014 (w/ DEN - 13/10, 1/0)

Missed three games with an ankle injury ... Season totals included 43 receptions for 489 yards (11.4 rec. avg.) and team-high 12 TDs ... Earned his second consecutive Pro Bowl selection

- **10/5 vs. ARI:** Caught Denver QB Peyton Manning's historic 500th TD pass in the first quarter
- **10/12 at NYJ:** Caught two TDs, increasing his season total to nine receiving TDs through five games, tied for the most in NFL history (most-ever by an NFL TE)
- **11/9 at OAK:** Made his 100th career reception and caught his final two TDs
- **1/11/15 vs. IND:** Registered six receptions for 53 yards (8.8 rec. avg.) in the Broncos' 24-13 loss on in the AFC Divisional Playoff round

### 2013 (w/ DEN - 14/14, 3/3)

Started 14 games and finished with 65 catches for 788 yards (12.1 rec. avg.) and a career-high 12 TDs ... Earned his first Pro Bowl selection ... Had at least one TD in 10 of 16 games

- **9/5 vs. BAL:** Opened the season with five receptions for 110 yards and two TDs, posting his first career 100-yard receiving game
- **10/6 at DAL:** Set career highs in receptions (nine) and receiving yards (122) and added two receiving TDs
- **11/10 at S.D.:** Caught a 74-yard TD pass
- **12/22 at HOU:** Caught Peyton Manning's record-breaking 51st TD pass on a 25-yard completion, finishing with six receptions for 78 yards (13.0 rec. avg.)
- **1/12/14 vs. S.D.:** Led the team with 76 receiving yards on six receptions (12.7 rec. avg.) in his postseason debut in the AFC Divisional Playoff game
- **1/19 vs. N.E.:** Led team with eight receptions for 85 yards (10.6 rec. avg.) in the AFC Championship game

### 2012 (w/ DEN - 4/0)

Appeared in the first four games of the season before being declared a game day inactive for the remainder of the season with an ankle injury

### 2011 (w/ DEN - 5/1)

Saw action in five games with one start as a rookie

- **9/18 vs. CIN:** Made first career reception for five yards

### COLLEGE (at Portland State, 2007-10)

- Played one season of collegiate football during his senior season
- Named first-team All-Big Sky Conference after starting 10 of 11 games and posting 29 receptions for 453 yards (15.6 rec. avg.) and two TDs as a senior
- Participated in the East-West Shrine Game following his senior season and caught a five-yard TD and two-point conversion for the West team
- Four-year letterman for Portland State's basketball team
- Led basketball team to its first two appearances in the NCAA tournament (2008, 2009) in school history
- Finished as the program's all-time leader in games played (121), career wins (78) and field goal pct. (.663)
- Graduated with a degree in business administration

### PERSONAL

- Attended Tokay (Lodi, Calif.) High School
- Was a standout power forward and center on the school's basketball team
- Led team to a 25-9 overall record and a San Joaquin Section title during his senior year when he was named co-player of the Year by The Record (San Joaquin)
- Twitter handle is @Julius\_Thomas

REGULAR SEASON CAREER STATISTICS							
YEAR	TEAM	GP/GS	NO	YDS	AVG	LG	TD
2011	DEN	5/1	1	5	5.0	5	0
2012	DEN	4/0	0	0	0.0	0	0
2013	DEN	14/14	65	788	12.1	74t	12
2014	DEN	13/10	43	489	11.4	35t	12
2015	JAX	12/10	46	455	9.9	34	5
2016	JAX	9/6	30	281	9.4	24	4
<b>NFL totals: 6 yrs.</b>		<b>57/41</b>	<b>185</b>	<b>2,018</b>	<b>10.9</b>	<b>74t</b>	<b>33</b>

POSTSEASON CAREER STATISTICS							
YEAR	TEAM	GP/GS	NO	YDS	AVG	LG	TD
2013	DEN	3/3	18	188	10.4	37	0
2014	DEN	1/0	6	53	8.8	32	0
<b>NFL totals: 6 yrs.</b>		<b>4/3</b>	<b>24</b>	<b>241</b>	<b>10.0</b>	<b>37</b>	<b>0</b>

CAREER HIGHS		
	GAME	SEASON
<b>Receptions:</b>	9 (twice, last: 11/29/15 vs. S.D.)	65 (2013)
<b>Receiving yards:</b>	122 (10/6/13 at DAL)	788 (2013)
<b>Longest reception:</b>	74 (11/10/13 at S.D.)	74 (2013)
<b>Touchdowns:</b>	3 (9/7/14 vs. IND)	12 (2013 & 2014)

2016 GAME-BY-GAME STATISTICS							
DATE	OPP	RECS	YDS	AVG.	LG	TD	
09/11	vs. Green Bay	5	64	12.8	22t	1	
09/18	at San Diego	4	71	17.8	24	0	
09/25	vs. Baltimore	2	13	6.5	8	0	
10/02	vs. Indianapolis			ina			
	BYE WEEK						
10/16	at Chicago	2	28	14.0	15	0	
10/23	vs. Oakland	3	20	6.7	9t	1	
10/27	at Tennessee	3	28	9.3	10t	1	
11/06	at Kansas City	2	21	10.5	12	0	
11/13	vs. Houston	6	24	4.0	12	1	
11/20	at Detroit	3	12	4.0	9	0	
11/27	at Buffalo						
12/04	vs. Denver						
12/11	vs. Minnesota						
12/18	at Houston						
12/24	vs. Tennessee						
01/01	at Indianapolis						
<b>2016 totals:</b>		<b>30</b>	<b>281</b>	<b>9.4</b>	<b>24</b>	<b>4</b>	

# PLAYER BIOS

## 2015 GAME-BY-GAME STATISTICS

DATE	GAME	RECS	YDS	AVG.	LG	TD
09/13	vs. Carolina			ina		
09/20	vs. Miami			ina		
09/27	at New England			ina		
10/04	at Indianapolis			ina		
10/11	at Tampa Bay	2	20	10.0	15	0
10/18	vs. Houston	7	78	11.1	29t	1
10/25	vs. Buffalo	1	4	4.0	4	0
	BYE WEEK					
11/08	at N.Y. Jets	3	14	4.7	7	0
11/15	at Baltimore	2	23	11.5	12	0
11/19	vs. Tennessee	5	28	5.6	12	1
11/29	vs. San Diego	9	116	12.9	34	1
12/06	at Tennessee	2	15	7.5	9t	1
12/13	vs. Indianapolis	5	54	10.8	30	1
12/20	vs. Atlanta	6	79	13.2	22	0
12/27	at New Orleans	2	12	6.0	8	0
01/03	at Houston	2	12	6.0	6	0
<b>2015 totals:</b>		<b>46</b>	<b>455</b>	<b>9.9</b>	<b>34</b>	<b>5</b>

## 2014 GAME-BY-GAME STATISTICS

DATE	GAME	RECS	YDS	AVG.	LG	TD
09/07	vs. Indianapolis	7	104	14.9	35t	3
09/14	vs. Kansas City	4	39	9.8	16	1
09/21	at Seattle	3	17	5.7	9	1
	BYE WEEK					
10/05	vs. Arizona	6	66	11.0	25	2
10/12	at N.Y. Jets	4	51	12.8	22t	2
10/19	vs. San Francisco	4	27	6.8	10	0
10/23	vs. San Diego	2	23	11.5	17	0
11/02	at New England	2	33	16.5	18t	1
11/09	at Oakland	6	63	10.5	32t	2
11/16	at St. Louis	2	3	1.5	2	0
11/23	vs. Miami			ina		
11/30	at Kansas City			ina		
12/07	vs. Buffalo			DNP		
12/14	at San Diego	1	30	30.0	30	0
12/22	at Cincinnati	2	33	16.5	26	0
12/28	vs. Oakland	0	0	0.0	0	0
<b>2014 totals:</b>		<b>43</b>	<b>489</b>	<b>11.4</b>	<b>35t</b>	<b>12</b>
01/11	vs. Indianapolis	6	53	8.8	32	0
<b>Postseason totals:</b>		<b>6</b>	<b>52</b>	<b>8.8</b>	<b>32</b>	<b>0</b>

## 2013 GAME-BY-GAME STATISTICS

DATE	GAME	RECS	YDS	AVG.	LG	TD
09/05	vs. Baltimore	5	110	22.0	44	2
09/15	at N.Y. Giants	6	47	7.8	19	1
09/23	vs. Oakland	3	37	12.3	14	1
09/29	vs. Philadelphia	4	43	10.8	13	0
10/06	at Dallas	9	122	13.6	29	2
10/13	vs. Jacksonville	4	22	5.5	11	1
10/20	at Indianapolis	5	41	8.2	13	1
10/27	vs. Washington	3	29	9.7	19	0
	BYE WEEK					
11/10	at San Diego	3	96	32.0	74t	1
11/17	vs. Kansas City	3	43	14.3	20	1
11/24	at New England			ina		
12/01	at Kansas City			ina		
12/08	vs. Tennessee	5	35	7.0	12	1
12/12	vs. San Diego	4	49	12.3	22	0
12/22	at Houston	6	78	13.0	25t	1
12/29	at Oakland	5	36	7.2	10	0
<b>2013 totals:</b>		<b>65</b>	<b>788</b>	<b>12.1</b>	<b>74t</b>	<b>12</b>
01/12	vs. San Diego	6	76	12.7	12	0
01/19	vs. New England	8	85	10.6	37	0
02/02	vs. Seattle	4	27	6.8	11	0
<b>Postseason totals:</b>		<b>18</b>	<b>188</b>	<b>10.4</b>	<b>37</b>	<b>0</b>

## 2012 GAME-BY-GAME STATISTICS

DATE	GAME	RECS	YDS	AVG.	LG	TD
09/09	vs. Pittsburgh	0	0	0.0	0	0
09/17	at Atlanta	0	0	0.0	0	0
09/23	vs. Houston	0	0	0.0	0	0
09/30	vs. Oakland	0	0	0.0	0	0
10/07	at New England			ina		
10/15	at San Diego			ina		
	BYE WEEK					
10/28	vs. New Orleans			ina		
11/04	at Cincinnati			ina		
11/11	at Carolina			ina		
11/18	vs. San Diego			ina		
11/25	at Kansas City			ina		
12/02	vs. Tampa Bay			ina		
12/06	at Oakland			ina		
12/16	at Baltimore			ina		
12/23	vs. Cleveland			ina		
12/30	vs. Kansas City			ina		
<b>2012 totals:</b>		<b>0</b>	<b>0</b>	<b>0.0</b>	<b>0</b>	<b>0</b>
01/12	vs. Baltimore			ina		
<b>Postseason totals:</b>		<b>0</b>	<b>0</b>	<b>0.0</b>	<b>0</b>	<b>0</b>

## 2011 GAME-BY-GAME STATISTICS

DATE	GAME	RECS	YDS	AVG.	LG	TD
09/12	vs. Oakland	0	0	0.0	0	0
09/18	vs. Cincinnati	1	5	5.0	5	0
09/25	at Tennessee			ina		
10/02	at Green Bay			ina		
10/09	vs. San Diego			ina		
	BYE WEEK					
10/23	at Miami			ina		
10/30	vs. Detroit	0	0	0.0	0	0
11/06	at Oakland	0	0	0.0	0	0
11/13	at Kansas City	0	0	0.0	0	0
11/17	vs. N.Y. Jets			ina		
11/27	at San Diego			ina		
12/04	at Minnesota			ina		
12/11	vs. Chicago			ina		
12/18	vs. New England			ina		
12/24	at Buffalo			ina		
01/01	vs. Kansas City			ina		
<b>2011 totals:</b>		<b>1</b>	<b>5</b>	<b>5.0</b>	<b>5</b>	<b>0</b>

# PLAYER BIOS

## 25 PEYTON THOMPSON

FREE SAFETY

5-10 185 LBS.


SAN JOSE STATE

BORN SEPTEMBER 26, 1990

ABILENE, TEXAS

ACQ: FREE AGENT 2014

EXP: 2ND YEAR



### TRANSACTIONS

Originally signed by Atlanta as an undrafted rookie on 4/30/12 ... Waived on 8/31/12 ... Signed by Atlanta to the practice squad on 9/1/12 ... Signed by Atlanta to the 90-man roster on 1/21/13 ... Waived on 8/30/13 ... Signed by Washington to the practice squad on 11/26/13 ... Signed by Washington to the 90-man roster on 13/31/13 ... Waived on 8/9/14 ... Signed by Chicago on 8/18/14 ... Waived on 8/24/14 ... Signed by Jacksonville to the practice squad on 9/1/14 ... Signed to Jacksonville's active roster on 10/25/14 ... Waived on 11/11/14 ... Signed by Jacksonville to the practice squad on 11/12/14 ... Waived on 9/5/15 ... Signed by Jacksonville to the practice squad on 9/6/15 ... Signed to Jacksonville's active roster on 9/19/15

### PRO (Games played/started - 27/0)

- Second-year CB has spent time with Atlanta, Washington, Chicago and Jacksonville
- Entered NFL as an undrafted rookie with the Falcons in 2012

### 2016 (w/ JAX - 10/0)

- **9/11 vs. G.B.:** Played 18 snaps on special teams in the team's season opener
- **9/18 at S.D.:** Saw action on special teams
- **9/25 vs. BAL:** Saw action on special teams
- **10/2 vs. IND:** Made one stop on special teams
- **10/16 at CHI:** Saw action on special teams
- **10/23 vs. OAK:** Saw action on special teams and assisted on one ST tackle
- **10/27 at TEN:** Saw action on special teams
- **11/6 at K.C.:** Saw action on special teams
- **11/13 vs. HOU:** Saw action on special teams
- **11/20 at DET:** Saw action at CB and made two tackles (one solo)

### 2015 (w/ JAX - 15/0)

Played in 15 games after promotion from the practice squad after Week 1 ... Totaled eight tackles (six solo), one pass defended and 0.5 sacks

- **9/20 vs. MIA:** Made two solo tackles and recorded one pass defended in season debut
- **9/27 at N.E.:** Made two solo tackles at CB and FS and saw action on special teams
- **1/3 at HOU:** Saw action at CB and on special teams ... Tallied one tackle and 0.5 sacks

### 2014 (w/ JAX - 2/0)

Saw action in two games

- **11/2 at CIN:** Made his NFL debut

### 2013 (w/ WAS - ps)

Spent the offseason with the Atlanta Falcons before being released on Aug. 30 ... Signed to the Redskins' practice squad in Week 13

### 2012 (w/ ATL - ps)

Spent the season on the Atlanta's practice squad

### COLLEGE (at San Jose State, 2008-11)

- Credited with 186 tackles (125 solo), 10.5 tackles for loss, seven interceptions, one sack, two forced fumbles, two fumble recoveries and 22 passes defended in his four seasons at San Jose State
- As a senior in 2011, played in all 13 games with 11 starts
- Shared the team lead with 10 pass break-ups and finished second on the team with two interceptions that year
- Also added 82 total tackles, which ranked third for the Spartans
- Graduated with a degree in sociology
- Twitter handle is @tattedNspatted

### PERSONAL

- Attended Granite Bay (Calif.) High School, where he was a two-time Sacramento Bee honorable mention All-Metro
- Lettered in football and track
- Averaged 6.4 yards per carry, caught 21 passes for 292 yards and averaged 25.7 yards per kickoff return in 2007
- Set a school record in the 400-yard dash (48.2 seconds)
- Native of Abilene, Texas

### REGULAR SEASON CAREER STATISTICS

YEAR	TEAM	GP/GS	TKL	SOLO	ASST	SACKS	FF	FR	PD	INT
2014	JAX	2/0	0	0	0	0.0	0	0	0	0
2015	JAX	15/0	8	6	2	0.5	0	0	1	0
2016	JAX	10/0	2	1	1	0.0	0	0	0	0
<b>Career totals: 3 yrs.</b>		<b>27/0</b>	<b>10</b>	<b>7</b>	<b>3</b>	<b>0.5</b>	<b>0</b>	<b>0</b>	<b>1</b>	<b>0</b>

**Additional statistics:** five special teams tackles in 2015; two in 2016

### CAREER HIGHS

	GAME	SEASON
<b>Tackles:</b>	2 (two times, last: 9/27/15 at N.E.)	8 (2015)
<b>Sacks:</b>	0.5 (1/3/15 at HOU)	0.5 (2015)
<b>Passes defended:</b>	1 (9/20/15 vs. MIA)	1 (2015)

### 2016 GAME-BY-GAME STATISTICS

DATE	GAME	TKL	SOLO	ASST	SACKS	FF	FR	PD	INT	
09/11	vs. Green Bay	0	0	0	0.0	0	0	0	0	
09/18	at San Diego	0	0	0	0.0	0	0	0	0	
09/25	vs. Baltimore	0	0	0	0.0	0	0	0	0	
10/02	vs. Indianapolis	0	0	0	0.0	0	0	0	0	
BYE WEEK										
10/16	at Chicago	0	0	0	0.0	0	0	0	0	
10/23	vs. Oakland	0	0	0	0.0	0	0	0	0	
10/27	at Tennessee	0	0	0	0.0	0	0	0	0	
11/06	at Kansas City	0	0	0	0.0	0	0	0	0	
11/13	vs. Houston	0	0	0	0.0	0	0	0	0	
11/20	at Detroit	2	1	1	0.0	0	0	0	0	
11/27	at Buffalo									
12/04	vs. Denver									
12/11	vs. Minnesota									
12/18	at Houston									
12/24	vs. Tennessee									
01/01	at Indianapolis									
<b>2016 totals:</b>		<b>2</b>	<b>1</b>	<b>1</b>	<b>0.0</b>	<b>0</b>	<b>0</b>	<b>0</b>	<b>0</b>	

**Additional statistics:** two special teams tackles in 2016

### 2015 GAME-BY-GAME STATISTICS

DATE	GAME	TKL	SOLO	ASST	SACKS	FF	FR	PD	INT
09/13	vs. Carolina				ps				
09/20	vs. Miami	2	2	0	0.0	0	0	1	0
09/27	at New England	2	2	0	0.0	0	0	0	0
10/04	at Indianapolis	1	0	1	0.0	0	0	0	0
10/11	at Tampa Bay	0	0	0	0.0	0	0	0	0
10/18	vs. Houston	0	0	0	0.0	0	0	0	0
10/25	vs. Buffalo	0	0	0	0.0	0	0	0	0
11/01	BYE WEEK								
11/08	at N.Y. Jets	1	1	0	0.0	0	0	0	0
11/15	at Baltimore	0	0	0	0.0	0	0	0	0
11/19	vs. Tennessee	0	0	0	0.0	0	0	0	0
11/29	vs. San Diego	0	0	0	0.0	0	0	0	0
12/06	at Tennessee	0	0	0	0.0	0	0	0	0
12/13	vs. Indianapolis	0	0	0	0.0	0	0	0	0
12/20	vs. Atlanta	1	1	0	0.0	0	0	0	0
12/27	at New Orleans	0	0	0	0.0	0	0	0	0
01/03	at Houston	1	0	1	0.5	0	0	0	0
<b>2015 totals:</b>		<b>8</b>	<b>6</b>	<b>2</b>	<b>0.5</b>	<b>0</b>	<b>0</b>	<b>1</b>	<b>0</b>

**Additional statistics:** five special teams tackles in 2015



# PLAYER BIOS

## 46 CARSON TINKER

LONG SNAPPER

6-0 250 LBS.

ALABAMA

BORN NOVEMBER 15, 1989

MURFREESBORO, TENNESSEE

ACQ: ROOKIE FREE AGENT 2013

EXP: 4TH YEAR



### TRANSACTIONS

Originally signed by Jacksonville as an undrafted rookie on 4/27/13

### PRO (Games played/started - 58/0)

- Fourth-year LS has played in all 58 games to begin his career
- Was originally signed as an undrafted rookie in 2013 and earned the job in the preseason
- Has 13 career special teams tackles

### 2016 (w/ JAX - 10/0)

Voted special teams captain by teammates

- **9/11 vs. G.B.:** Served as the long snapper in the team's season opener
- **9/18 at S.D.:** Served as the team's long snapper
- **9/25 vs. BAL:** Served as the team's long snapper
- **10/2 vs. IND:** Served as the team's long snapper
- **10/16 at CHI:** Served as the team's long snapper
- **10/23 vs. OAK:** Served as the team's long snapper
- **10/27 at TEN:** Served as the team's long snapper
- **11/6 at K.C.:** Served as the team's long snapper
- **11/13 vs. HOU:** Served as the team's long snapper
- **11/20 at DET:** Served as the team's long snapper

### 2015 (w/ JAX - 16/0)

Served as the team's long snapper in all 16 games and finished second on the team with six special teams tackles

- **9/20 vs. MIA:** Served as the long snapper for P **Bryan Anger's** seven punts and K **Jason Myers'** three made field goals, including a 28-yard game-winner with 40 seconds remaining in the fourth quarter
- **11/8 at NYJ:** Served as the team's long snapper on two PATs, three FGs and five punts, and made one special teams tackle
- **11/15 at BAL:** Served as the team's long snapper on three made field goals from Myers, including the 53-yard game-winner with no time left on the clock
- **12/13 vs. TEN:** Served as the team's long snapper on seven extra points, five punts and one field goal ... Added a special teams tackle

### 2014 (w/ JAX - 16/0)

Played in all 16 games for the second consecutive season ... Totaled five special teams tackles

- **9/7 at PHI:** Led team with two special teams tackles in the season-opener
- **11/2 at CIN:** Had one special teams tackle
- **11/30 vs. NYG:** Totaled one special teams tackle
- **12/28 at HOU:** Had one special teams tackle

### 2013 (w/ JAX - 16/0)

Played in all 16 games as a rookie ... Won the LS job in the preseason ... Had two special teams tackles

- **9/8 vs. KC:** Made NFL debut and served as long snapper on franchise-record 11 punts
- **9/29 vs. IND:** Saw action as long snapper on special teams and made first career tackle
- **11/17 vs. ARI:** Had one special teams tackle
- **12/1 at CLE:** Had one special teams tackle on punt return in the first quarter

### COLLEGE (at Alabama, 2008-12)

- Two-year letterman
- Appeared in 38 games at LS
- Started all 13 games as a senior and successfully completed 133 of 135 snapping attempts
- As a junior, handled both field goal/extra point duties and punt duties and successfully completed all 130 snapping opportunities (91 FG/PAT and 39 punts)
- As a sophomore, started all 13 games and was 121 of 123 on snapping opportunities (58 PAT, 40 punts and 24 FG)
- As a freshman, saw action in a 45-0 win over Chattanooga on homecoming
- Redshirted in 2008
- Majored in pre-business

### PERSONAL

- Attended Riverdale (Tenn.) High School
- Led team to an 11-1 record as a senior
- Went 11-2 as a junior
- Twitter handle is @carsontink



# PLAYER BIOS

81

## BRYAN WALTERS

WIDE RECEIVER

6-0 195 LBS.

CORNELL

BORN NOVEMBER 4, 1987

BOTHELL, WASHINGTON

ACQ: FREE AGENT 2015

EXP: 5TH YEAR



- Became the first player in school history to sign an NFL contract since Kevin Boothe (2006)
- Finished second in the Ivy League with 76.4 receiving yards per game and fifth in the conference with 5.0 receptions per game
- Caught six receiving TDs as a senior
- Second-team All-Ivy selection as a WR and return specialist
- Led the conference and finished fifth in the NCAA with 171.6 all-purpose yards per game, the second-highest in school history

### PERSONAL

- Attended Juanita (Wash.) High School where he was a three-time all-league selection at WR and DB
- Team captain as a senior
- Set the school record for all-purpose yards, total offense in a season and completions and INTs in a game
- Named the team's Offensive MVP as a junior and the school's Most Valuable Player as a senior
- National Football Foundation Scholar-Athlete
- As a senior, completed 74 of 153 passes for 1,190 yards and 12 TDs, rushed for 596 yards and eight TDs
- Three-time all-league selection in baseball and two-year captain and all-league selection in basketball
- Son of Rob and Carol Walters
- Twitter handle is @BWalt19

### TRANSACTIONS

Originally signed by San Diego as an undrafted rookie on 4/26/10 ... Waived on 8/5/10 ... Signed by San Diego to the practice squad on 12/1/10 ... Signed by San Diego to the 90-man roster on 1/12/11 ... Waived on 10/31/11 ... Signed by San Diego to the practice squad on 11/2/11 ... Promoted to the active roster on 11/5/11 ... Waived on 11/19/11 ... Signed by San Diego to the practice squad on 11/22/11 ... Promoted to the active roster on 11/26/11 ... Waived on 3/13/12 ... Signed by Minnesota on 4/2/12 ... Waived on 8/25/12 ... Signed by Seattle to the practice squad on 12/20/12 ... Signed by Seattle to the 90-man roster on 1/15/13 ... Waived on 8/31/13 ... Signed by Seattle to the practice squad on 9/2/13 ... Released from the practice squad on 9/21/13 ... Signed by Seattle to the practice squad on 9/23/13 ... Promoted to the active roster on 10/12/13 ... Waived on 11/9/13 ... Signed by Seattle to the practice squad on 11/12/13 ... Promoted to the active roster on 12/19/13 ... Waived on 8/30/14 ... Signed by Seattle to the active roster on 9/1/14 ... Waived on 11/1/14 ... Signed by Seattle to the active roster on 11/4/14 ... Signed by Jacksonville on 3/13/15 ... Waived on 9/19/15 ... Signed by Jacksonville on 9/22/15 ... Released on 9/24/16 ... Signed by Jacksonville on 9/26/16

### PRO (Games played/started - 36/1, 4/0)

- WR and return specialist has spent time with San Diego, Minnesota and Seattle before signing with the Jaguars on March 13, 2015
- Has appeared in four postseason games, including Super Bowl XLIV, where he returned two punts for six yards

### 2016 (w/ JAX - 4/0)

- **9/11 vs. G.B.:** Inactive
- **9/18 at S.D.:** Inactive
- **9/25 vs. BAL:** Not on roster
- **10/2 vs. IND:** Saw three snaps at WR and contributed on special teams
- **10/16 at CHI:** Saw two snaps at WR and saw action on special teams
- **10/23 vs. OAK:** Inactive
- **10/27 at TEN:** Recorded two receptions for 14 yards and one touchdown
- **11/6 at K.C.:** Posted four punt returns for 34 yards (8.5 avg.)
- **11/13 vs. HOU:** Inactive (concussion)
- **11/20 at DET:** Inactive (concussion)

### 2015 (w/ JAX - 11/0)

Played in 11 games and set career highs with 32 receptions for 368 yards and one TD ... Caught 32 of 42 targets to lead the team in receptions per target (76.2 percent), which ranks fourth among NFL WRs

- **10/4 at IND:** Made two catches for 27 yards (13.5 rec. avg.) and returned three punts for 17 yards (5.7 avg.)
- **10/18 vs. HOU:** Recorded a career-high eight receptions for a career-best 87 yards (10.9 rec. avg.)
- **11/8 at NYJ:** Had five catches for 54 yards (10.8 avg.) and his first career TD
- **11/15 at BAL:** Had three receptions for 430 yards (11.3 rec. avg.) and had two punt returns for two yards (1.0 avg.)
- **11/19 vs. TEN:** Had two receptions for 35 yards (17.5 rec. avg.) with a career-long 31-yard reception

### 2014 (w/ SEA - 13/0)

Saw action in a career-high 13 games ... Season totals include six receptions for 57 yards (9.5 rec. avg.) and one rush for -2 yards ... Appeared in all three postseason games

### 2013 (w/ SEA - 4/1)

- Saw action in four games and made one start
- **12/29 vs. STL:** Made his first career start

### 2012 (w/ SEA - ps)

Spent the final two weeks of the 2012 season on Seattle's practice squad

### 2011 (w/ S.D. - 4/0)

Appeared in four games

- **9/11 vs. MIA:** Made his NFL debut and caught two passes for 21 yards and returned six punts for 38 yards (7.6 PR avg.)

### 2010 (w/ S.D. - ps)

Spent the final five weeks of the 2010 season on San Diego's practice squad

### COLLEGE (at Cornell, 2007-10)

### REGULAR SEASON CAREER STATISTICS

YEAR	TEAM	GP/GS	RECEIVING		AVG.	LG	TD
			RECS	YDS			
2011	S.D.	4/0	3	27	9.0	13	0
2013	SEA	4/1	0	0	0.0	0	0
2014	SEA	13/0	6	57	9.5	17	0
2015	JAX	11/0	32	368	11.5	31	1
2016	JAX	4/0	2	14	7.0	7t	1
<b>NFL totals: 5 yrs.</b>		<b>36/1</b>	<b>43</b>	<b>466</b>	<b>10.8</b>	<b>31</b>	<b>2</b>

### PUNT RETURNS

YEAR	TEAM	GP/GS	NO	FC	YDS	AVG.	LG	TD
2011	S.D.	4/0	8	3	45	5.6	13	0
2013	SEA	4/1	0	0	0	0.0	0	0
2014	SEA	13/0	27	23	207	7.7	21	0
2015	JAX	11/0	8	7	30	3.8	14	0
2016	JAX	4/0	5	5	34	6.8	12	0
<b>NFL totals: 5 yrs.</b>		<b>36/1</b>	<b>48</b>	<b>38</b>	<b>316</b>	<b>6.6</b>	<b>21</b>	<b>0</b>

### Additional statistics:

- Rushing: one attempt for -2 yards in 2014
- Passing: 0-for-1 in 2015
- Kick return: four returns for 80 yards (20.0 avg.) in 2015; two returns for 43 yards (21.5 avg.) in 2014

### POSTSEASON CAREER STATISTICS

YEAR	TEAM	GP/GS	RECEIVING		AVG.	LG	TD
			RECS	YDS			
2013	SEA	1/0	0	0	0.0	0	0
2014	SEA	3/0	0	0	0.0	0	0
<b>NFL totals: 4 yrs.</b>		<b>4/0</b>	<b>0</b>	<b>0</b>	<b>0.0</b>	<b>0</b>	<b>0</b>

YEAR	TEAM	GP/GS	PUNT RETURNS		YDS	AVG.	LG	TD
			NO	FC				
2013	SEA	1/0	0	0	0	0.0	0	0
2014	SEA	3/0	6	4	36	6.0	14	0
<b>NFL totals: 4 yrs.</b>		<b>4/0</b>	<b>6</b>	<b>4</b>	<b>36</b>	<b>6.6</b>	<b>21</b>	<b>0</b>

### CAREER HIGHS

	GAME	SEASON
<b>Receptions:</b>	8 (10/18/15 vs. HOU)	32 (2015)
<b>Receiving yards:</b>	87 (10/18/15 vs. HOU)	368 (2015)
<b>Longest reception:</b>	31 (11/19/15 vs. TEN)	31 (2015)
<b>Receiving touchdowns:</b>	1 (twice; last: 10/27/16 at TEN)	1 (2015)
<b>Punt returns:</b>	5 (two times, last: 10/6/14 at WAS)	27 (2014)
<b>Punt return yards:</b>	54 (10/6/14 at WAS)	207 (2014)
<b>Longest punt return:</b>	21 (two times, last: 11/23/14 vs. ARI)	21 (2014)

# PLAYER BIOS

## 2016 GAME-BY-GAME STATISTICS

DATE	GAME	RECEIVING		AVG.	LG	TD
		RECs	YDS			
09/11	vs. Green Bay		ina			
09/18	at San Diego		ina			
09/25	vs. Baltimore		--			
10/02	vs. Indianapolis	0	0	0.0	0	0
	BYE WEEK					
10/16	at Chicago	0	0	0.0	0	0
10/23	vs. Oakland		ina			
10/27	at Tennessee	2	14	7.0	7t	1
11/06	at Kansas City	0	0	0.0	0	0
11/13	vs. Houston		ina			
11/20	at Detroit		ina			
11/27	at Buffalo					
12/04	vs. Denver					
12/11	vs. Minnesota					
12/18	at Houston					
12/24	vs. Tennessee					
01/01	at Indianapolis					
<b>2016 totals:</b>		<b>2</b>	<b>14</b>	<b>7.0</b>	<b>7t</b>	<b>1</b>

DATE	GAME	PUNT RETURNS		AVG.	LG	TD
		NO.	YDS			
09/11	vs. Green Bay		ina			
09/18	at San Diego		ina			
09/25	vs. Baltimore		--			
10/02	vs. Indianapolis	0	0	0.0	0	0
	BYE WEEK					
10/16	at Chicago	1	0	0.0	0	0
10/23	vs. Oakland		ina			
10/27	at Tennessee	0	0	0.0	0	0
11/06	at Kansas City	4	34	8.5	12	0
11/13	vs. Houston		ina			
11/20	at Detroit		ina			
11/27	at Buffalo					
12/04	vs. Denver					
12/11	vs. Minnesota					
12/18	at Houston					
12/24	vs. Tennessee					
01/01	at Indianapolis					
<b>2016 totals:</b>		<b>5</b>	<b>34</b>	<b>6.8</b>	<b>12</b>	<b>0</b>

## 2015 GAME-BY-GAME STATISTICS

DATE	GAME	RECEIVING		AVG.	LG	TD
		RECs	YDS			
09/13	vs. Carolina	2	17	8.5	13	0
09/20	vs. Miami			--		
09/27	at New England	2	28	14.0	23	0
10/04	at Indianapolis	2	27	13.5	14	0
10/11	at Tampa Bay	4	64	16.0	24	0
10/18	vs. Houston	8	87	11.8	29	0
10/25	vs. Buffalo	1	5	5.0	5	0
	BYE WEEK					
11/08	at N.Y. Jets	5	54	10.8	20t	1
11/15	at Baltimore	3	29	9.7	17	0
11/19	vs. Tennessee	2	35	17.5	31	0
11/29	vs. San Diego	1	4	4.0	4	0
12/06	at Tennessee	2	18	9.0	12	0
12/13	vs. Indianapolis			ina		
12/20	vs. Atlanta			ina		
12/27	at New Orleans			ina		
01/03	at Houston			ina		
<b>2015 totals:</b>		<b>32</b>	<b>368</b>	<b>11.5</b>	<b>31</b>	<b>1</b>

DATE	GAME	PUNT RETURNS		AVG.	LG	TD
		NO.	YDS			
09/13	vs. Carolina	0	0	0.0	0	0
09/20	vs. Miami			--		
09/27	at New England	0	0	0.0	0	0
10/04	at Indianapolis	3	17	5.7	14	0
10/11	at Tampa Bay	1	0	0.0	0	0
10/18	vs. Houston	1	7	7.0	7	0
10/25	vs. Buffalo	0	0	0.0	0	0
	BYE WEEK					
11/08	at N.Y. Jets	0	0	0.0	0	0
11/15	at Baltimore	2	2	1.0	2	0
11/19	vs. Tennessee	0	0	0.0	0	0
11/29	vs. San Diego	0	0	0.0	0	0
12/06	at Tennessee	1	4	4.0	4	0
12/13	vs. Indianapolis			ina		
12/20	vs. Atlanta			ina		
12/27	at New Orleans			ina		
01/03	at Houston			ina		
<b>2015 totals:</b>		<b>8</b>	<b>30</b>	<b>3.8</b>	<b>14</b>	<b>0</b>

# PLAYER BIOS



## 2014 GAME-BY-GAME STATISTICS

DATE	GAME	RECEIVING				
		RECS	YDS	AVG.	LG	TD
09/04	vs. Green Bay	0	0	0.0	0	0
09/14	at San Diego	2	17	8.5	17	0
09/21	vs. Denver	2	22	11.0	11	0
	BYE WEEK					
10/06	at Washington	0	0	0.0	0	0
10/12	vs. Dallas	1	5	5.0	5	0
10/19	at St. Louis	0	0	0.0	0	0
10/26	at Carolina			ina		
11/02	vs. Oakland			--		
11/09	vs. N.Y. Giants	0	0	0.0	0	0
11/16	at Kansas City	0	0	0.0	0	0
11/23	vs. Arizona	0	0	0.0	0	0
11/27	at San Francisco	0	0	0.0	0	0
12/07	at Philadelphia			ina		
12/14	vs. San Francisco	0	0	0.0	0	0
12/21	at Arizona	1	13	13.0	13	0
12/28	vs. St. Louis	0	0	0.0	0	0
<b>2014 totals:</b>		<b>32</b>	<b>368</b>	<b>11.5</b>	<b>31</b>	<b>1</b>
01/10	vs. Carolina	0	0	0.0	0	0
01/18	vs. Green Bay	0	0	0.0	0	0
02/01	vs. New England	0	0	0.0	0	0
<b>Postseason totals:</b>		<b>0</b>	<b>0</b>	<b>0.0</b>	<b>0</b>	<b>0</b>

DATE	GAME	PUNT RETURNS				
		NO.	YDS	AVG.	LG	TD
09/04	vs. Green Bay	0	0	0.0	0	0
09/14	at San Diego	0	0	0.0	0	0
09/21	vs. Denver	5	36	7.2	11	0
	BYE WEEK					
10/06	at Washington	5	54	10.8	21	0
10/12	vs. Dallas	0	0	0.0	0	0
10/19	at St. Louis	2	19	9.5	10	0
10/26	at Carolina			ina		
11/02	vs. Oakland			--		
11/09	vs. N.Y. Giants	2	1	0.5	2	0
11/16	at Kansas City	1	10	10.0	10	0
11/23	vs. Arizona	2	32	16.0	21	0
11/27	at San Francisco	4	29	7.3	13	0
12/07	at Philadelphia			ina		
12/14	vs. San Francisco	3	19	6.3	19	0
12/21	at Arizona	1	0	0.0	0	0
12/28	vs. St. Louis	2	7	3.5	4	0
<b>2014 totals:</b>		<b>27</b>	<b>207</b>	<b>7.7</b>	<b>21</b>	<b>0</b>
01/10	vs. Carolina	1	9	9.0	9	0
01/18	vs. Green Bay	3	21	7.0	14	0
02/01	vs. New England	2	6	3.0	6	0
<b>Postseason totals:</b>		<b>6</b>	<b>36</b>	<b>6.0</b>	<b>14</b>	<b>0</b>

# PLAYER BIOS

72

## JOSH WELLS

OFFENSIVE TACKLE

6-6 310 LBS.

JAMES MADISON

BORN FEBRUARY 14, 1991

MECHANICSVILLE, VIRGINIA

ACQ: ROOKIE FREE AGENT 2014

EXP: 3RD YEAR



### TRANSACTIONS

Originally signed by Jacksonville as an undrafted rookie on 5/14/14 ... Placed on injured reserve on 9/4/16 ... Activated to 53-man roster on 11/21/16

### PRO (Games played/started - 12/0)

Third-year OL has contributed on special times, LT and RT

### 2016 (w/ JAX - IR)

Spent the first 11 weeks on the team's injured reserve list (thumb) before being activated to the 53-man roster prior Week 12

### 2015 (w/ JAX - IR)

Placed on injured reserve on August 28 with a thumb injury

### 2014 (w/ JAX - 12/0)

One of three undrafted rookies to make opening day roster (**Tyler Shatley, Allen Hurns**) ... Played in 12 games as a rookie, primarily on special teams

- **9/21 at IND:** Made NFL debut on special teams
- **10/26 vs. MIA:** Inserted into the game in the first quarter for **Luke Joeckel** (concussion) at LT and played the remainder of the game
- **11/30 vs. NYG:** Inserted into the game in the second quarter for an injured **Austin Pasztor** at RT and played every snap

### COLLEGE (at James Madison, 2009-13)

- Four-year letterman
- Started all 12 games as a senior in 2013 while serving as a team captain
- Two-time second-team All-CAA selection
- Saw action at TE and DL to fill-in for injury
- Majored in sports management

### PERSONAL

- Four-year letterman at QB for Hanover (Mechanicsville, Va.) High School, where he threw for more than 4,000 yards and 28 TDs while rushing for 900 yards and five TDs
- First-team All-Capital District selection as a senior
- Two-year team captain
- Full name is Joshua Ryan Wells
- Twitter handle is @J\_Wells72

# PLAYER BIOS

[47]

## JARROD WILSON



SAFETY

6-2 210 LBS.

MICHIGAN

BORN FEBRUARY 9, 1994

AKRON, OHIO

ACQ: FREE AGENT 2016

EXP: ROOKIE

### TRANSACTIONS

Originally signed by Jacksonville as a rookie free agent on May 1, 2016

### PRO (Games played/started - 10/0)

Made his NFL debut in Week 1 of the 2016 season

### 2016 (w/ JAX - 10/0)

- **9/11 vs. G.B.:** Made his NFL and Jaguars debut and played 12 snaps on special teams
- **9/18 at S.D.:** Played four snaps at SS and four snaps on special teams
- **9/25 vs. BAL:** Saw action on special teams
- **10/2 vs. IND:** Played one snap at safety and contributed on special teams
- **10/16 at CHI:** Saw one snap at SS and contributed on special teams
- **10/23 vs. OAK:** Saw action on special teams and on defense and led the team with four ST tackles (three solo)
- **10/27 at TEN:** Saw action on special teams and assisted on one special teams tackle
- **11/6 at K.C.:** Saw action on special teams
- **11/13 vs. HOU:** Saw three snaps at SS and registered one solo tackle ... Also saw action on special teams
- **11/20 at DET:** Saw action primarily on special teams

### COLLEGE (at Michigan, 2012-15)

- Four-year letterman
- Appeared in 48 games with 31 starts
- Career totals include 169 tackles, 4 tackles for loss, one forced fumble, one fumble recovery, four INTs and seven passes defended
- Named a 2015 All-Big Ten honorable mention
- As a senior in 2015, started all 13 games at safety
- As a junior in 2014, started 10 games at safety and totaled 50 tackles and one forced fumble
- Majored in general studies in the College of Literature, Science and the Arts

### PERSONAL

- Attended Akron (Ohio) Buchtel High School where he played for former Michigan RB Ricky Powers
- Registered 71 tackles and three INTs, including one pick-six, as a senior in 2011 en route to first-team All-State honors
- Also lettered in basketball
- His uncle, Dave Young, played at Purdue and for the Baltimore Colts

### REGULAR SEASON CAREER STATISTICS

YEAR	TEAM	GP/GS	TKL	SOLO	ASST	SACKS	FF	FR	PD	INT
2016	JAX	10/0	1	1	0	0.0	0	0	0	0
<b>Career totals: 1 yr.</b>		10/0	1	1	0	0.0	0	0	0	0

### 2016 GAME-BY-GAME STATISTICS

DATE	GAME	TKL	SOLO	ASST	SACKS	FF	FR	PD	INT	
09/11	vs. Green Bay	0	0	0	0.0	0	0	0	0	
09/18	at San Diego	0	0	0	0.0	0	0	0	0	
09/25	vs. Baltimore	0	0	0	0.0	0	0	0	0	
10/02	vs. Indianapolis	0	0	0	0.0	0	0	0	0	
BYE WEEK										
10/16	at Chicago	0	0	0	0.0	0	0	0	0	
10/23	vs. Oakland	0	0	0	0.0	0	0	0	0	
10/27	at Tennessee	0	0	0	0.0	0	0	0	0	
11/06	at Kansas City	0	0	0	0.0	0	0	0	0	
11/13	vs. Houston	1	1	0	0.0	0	0	0	0	
11/20	at Detroit	0	0	0	0.0	0	0	0	0	
11/27	at Buffalo									
12/04	vs. Denver									
12/11	vs. Minnesota									
12/18	at Houston									
12/24	vs. Tennessee									
01/01	at Indianapolis									
<b>2016 totals:</b>		1	1	0	0.0	0	0	0	0	


**Additional statistics:** five special teams tackles in 2016



# PLAYER BIOS

24

**T.J. YELDON**



**RUNNING BACK**

6-1 225 LBS.

ALABAMA

BORN OCTOBER 2, 1993

DAPHNE, ALABAMA

ACQ: 2ND ROUND OF 2015 DRAFT (36TH)

EXP: 2ND YEAR

## TRANSACTIONS

Originally drafted by Jacksonville in the second round (36th overall) of the 2015 Draft

## PRO (Games played/started - 22/22)

- Second-year RB has started in 22 games

## 2016 (w/ JAX - 10/10)

- **9/11 vs. G.B.:** Started at RB and rushed 21 times for 39 yards and one TD
- **9/18 at S.D.:** Rushed seven times for 28 yards (4.0 avg.)
- **9/25 vs. BAL:** Rushed six times for 17 yards and also had 2 receptions for 11 yards
- **10/2 vs. IND:** Rushed 14 times for 71 yards (5.1 avg.) and recorded four receptions for 46 yards
- **10/16 at CHI:** Rushed six times for 21 yards and posted one reception for five yards
- **10/23 vs. OAK:** Rushed six times for 24 yards and caught one pass for four yards ... Matched his longest rush of the season with a 15-yard run
- **10/27 at TEN:** Rushed for 20 yards on three carries and also had four receptions for 36 yards
- **11/6 at K.C.:** Rushed seven times for 33 yards (4.7 rush avg.) and had five receptions for 32 yards and one TD
- **11/13 vs. HOU:** Rushed nine times for 31 yards (3.4 rush avg.) and had three receptions for 27 yards (9.0 rec. avg.)
- **11/20 at DET:** Rushed four times for 16 yards (4.0 rush avg.) before exiting the game with an ankle injury

## 2015 (w/ JAX - 12/12)

Played and started in 12 games during his rookie season ... Totaled 182 rushes for 740 yards (4.1 rush avg.) and two TDs and 36 receptions for 279 yards (7.8 rec. avg.) and one TD ... His 740 rushing yards are the most by a Jaguars rookie in a single season since **Maurice Jones-Drew** (941 yards) in 2006 ... Ranked fourth among NFL rookies with 1,019 scrimmage yards (740 rushing, 279 receiving)

- **9/13 vs. CAR:** Rushed 12 times for 51 yards (4.3 avg.) and had three receptions for 16 yards (5.3 avg.) in NFL debut
- **9/20 vs. MIA:** Rushed 25 times for 70 yards (2.8 avg.) and had three receptions for 13 yards (4.3 avg.)
- **10/4 at IND:** Recorded his first 100-yard rushing game of his career, tallying 22 rushes for 105 yards (4.8 avg.), including a career-long 36-yard scamper in OT ... Also had two catches for four yards (2.0 rec. avg.) ... Became first Jaguars rookie RB to rush for 100 yards since Jones-Drew recorded 131 yards on 12/24/06 versus New England
- **10/11 at T.B.:** Rushed 11 times for 32 yards (2.9 rush avg.) and had five receptions for 31 yards (6.2 rec. avg.), including his first career NFL touchdown
- **10/25 vs. BUF:** Rushed 20 times for a season- and career-high 115 yards and his first career TD
- **11/8 at NYJ:** Rushed 14 times for 64 yards (4.6 rush avg.), including a career-long 45-yard carry in the fourth quarter
- **12/6 at TEN:** Rushed 15 times for 57 yards (3.8 rush avg.) and one TD, and had four receptions for a career-high 79 receiving yards, including a career-long reception of 67 yards

## COLLEGE (at Alabama, 2012-14)

- Appeared in 39 games with 21 starts and finished fourth in school history with 3,322 career rushing yards and third with 37 career rushing TDs
- Only player in school history to rush for 1,000-plus yards in his first two seasons
- Fifth player in program history to rush for 1,000-plus yards in multiple seasons, joining **Johnny Musso** (1970-71), **Bobby Humphrey** (1986-87), **Shaun Alexander** (1998-99) and **Kenneth Darby** (2004-05)
- Finished 243 yards behind Alexander's school record of 3,565 yards (1996-99)
- Only player in school history to be named the Dixie Howell Memorial Most Valuable Player of the A-Day Game three times

## PERSONAL

- Attended Daphne (Ala.) High School where he played for coach Glenn Vickery
- Named Mr. Football for the state of Alabama by the Alabama Sports Writers Association
- First-team All-State selection by the ASWA
- Second-team USA Today High School All-America selection
- Five-star recruit according to Rivals.com and 247sports.com
- Totaled 6,155 scrimmage yards in four years with 73 TDs
- Won the 2010 Alabama 6A State Championship
- Twitter handle is @T\_Yeldon

## REGULAR SEASON CAREER STATISTICS

YEAR	TEAM	GP/GS	RUSHING					RECEIVING				
			NO	YDS	AVG	LG	TD	NO	YDS	AVG	LG	TD
2015	JAX	12/12	182	740	4.1	45	2	36	279	7.8	67	1
2016	JAX	10/10	83	301	3.6	16	1	34	217	6.4	16	1
<b>NFL totals: 2 yrs. 22/22</b>			<b>265</b>	<b>1,041</b>	<b>3.9</b>	<b>45</b>	<b>3</b>	<b>70</b>	<b>496</b>	<b>7.1</b>	<b>67</b>	<b>2</b>

## CAREER HIGHS

	GAME	SEASON
<b>Rushing attempts:</b>	25 (9/20/15 vs. MIA)	182 (2015)
<b>Rushing yards:</b>	115 (10/25/15 vs. BUF)	740 (2015)
<b>Longest rush:</b>	45 (11/8/15 at NYJ)	45 (2015)
<b>Rushing touchdowns:</b>	1 (three times, last: 9/11/16 vs. G.B.)	2 (2014)
<b>Receptions:</b>	8 (9/18/16 at S.D.)	36 (2015)
<b>Receiving yards:</b>	79 (12/6/15 at TEN)	279 (2015)
<b>Longest reception:</b>	67 (12/6/15 at TEN)	67 (2015)
<b>Receiving touchdowns:</b>	1 (10/11/15 at T.B.)	1 (2015)

## 2016 GAME-BY-GAME STATISTICS

DATE	GAME	RUSHING					RECEIVING				
		NO	YDS	AVG	LG	TD	NO	YDS	AVG	LG	TD
09/11	vs. Green Bay	21	39	1.9	7	1	4	30	7.5	11	0
09/18	at San Diego	7	28	4.0	15	0	8	10	1.3	8	0
09/25	vs. Baltimore	6	17	2.8	9	0	2	11	5.5	6	0
10/02	vs. Indianapolis	14	71	5.1	15	0	4	46	11.5	16	0
BYE WEEK											
10/16	at Chicago	6	21	3.5	13	0	1	5	5.0	5	0
10/23	vs. Oakland	6	24	4.0	15	0	1	4	4.0	4	0
10/27	at Tennessee	3	20	6.7	12	0	4	36	9.0	12	0
11/06	at Kansas City	7	33	4.7	16	0	5	32	6.4	13t	1
11/13	vs. Houston	9	32	3.6	7	0	3	27	9.0	17	0
11/20	at Detroit	4	16	4.0	7	0	2	16	8.0	14	0
11/27	at Buffalo										
12/04	vs. Denver										
12/11	vs. Minnesota										
12/18	at Houston										
12/24	vs. Tennessee										
01/01	at Indianapolis										
<b>2016 totals:</b>		<b>83</b>	<b>301</b>	<b>3.6</b>	<b>16</b>	<b>1</b>	<b>34</b>	<b>217</b>	<b>6.4</b>	<b>16</b>	<b>1</b>

## 2015 GAME-BY-GAME STATISTICS

DATE	GAME	RUSHING					RECEIVING				
		NO	YDS	AVG	LG	TD	NO	YDS	AVG	LG	TD
09/13	vs. Carolina	12	51	4.3	14	0	3	16	5.3	7	0
09/20	vs. Miami	25	70	2.8	12	0	3	13	4.3	11	0
09/27	at New England	11	33	3.0	8	0	2	9	4.5	9	0
10/04	at Indianapolis	22	105	4.8	36	0	2	4	2.0	5	0
10/11	at Tampa Bay	11	32	2.9	10	0	5	31	6.2	13	1
10/18	vs. Houston						ina				
10/25	vs. Buffalo	20	115	5.8	28t	1	1	9	9.0	9	0
BYE WEEK											
11/08	at N.Y. Jets	14	64	4.6	45	0	3	37	12.3	21	0
11/15	at Baltimore	18	61	3.4	16	0	5	6	1.2	7	0
11/19	vs. Tennessee	14	54	3.9	15	0	3	28	9.3	13	0
11/29	vs. San Diego	9	36	4.0	21	0	4	46	11.5	20	0
12/06	at Tennessee	15	57	3.8	9	1	4	79	19.8	67	0
12/13	vs. Indianapolis	11	62	5.6	14	0	1	1	1.0	1	0
12/20	vs. Atlanta						ina				
12/27	at New Orleans						ina				
01/03	at Houston						ina				
<b>2015 totals:</b>		<b>182</b>	<b>740</b>	<b>4.1</b>	<b>45</b>	<b>2</b>	<b>36</b>	<b>279</b>	<b>7.8</b>	<b>67</b>	<b>1</b>



# **TRANSCRIPTS**

**REGULAR SEASON WEEK 12 AT BUFFALO**

*The following material is the copyrighted property of Jacksonville Jaguars, LLC. The material is not being made available to, and is not to be used by, any individuals other than members of the media that have been accredited by Jacksonville Jaguars, LLC. The materials may be used for the purpose of providing limited amounts of quotable excerpts for use in connection with news reports and articles created by such members of the media. Any other use is strictly prohibited. The material is not to be shared with any third parties. The material may not be duplicated, reproduced, published or distributed without the prior written consent of Jacksonville Jaguars, LLC.*



**JAGUARS HEAD COACH GUS BRADLEY**

**Monday, November 21, 2016**

(Opening statement) “Finished our team meeting. I know the [players] are in offensive and defensive meetings right now after their special teams meetings. We took some time. We did not get a chance to watch a lot of the tape today. Again, another time for them to spend time with their coaches. A little longer meeting connecting on a few things that I thought as a team we needed to visit about. Overall just having a chance to look at tape, I think some of the things that we talked about last night are still pretty obvious today. All three phases; defensively, we played pretty well until the last couple series when we felt like we needed to get off the field and get the offense back the ball. I think when you look back earlier in the season there were times when the defense did do that at the end of the game. They had to get big, critical stops early to give the offense a chance. Last couple of games we haven’t been doing that. That’s what we talked about defensively. Although there was a lot of good, that was an area we felt like needed to be addressed. Offensively, we had some good field position to start. One, obviously, inside their own area. I think it was on their 13 or 14-yard line. We really had a three-and-out and kicked a field goal there. I thought the starting field position was better, but we just didn’t take advantage of that at times. We came away in the fourth quarter with a lead and had two three-and-outs after the fumble. Obviously some things we can look at and learn from and we have to do that.”

(On the points he brought up in the team meeting) “The third downs was an area. We hit a lot of topics to them. I think part of accountability is speaking the truth and that’s what we tried to hit on today. Lot of areas we hit on.”

(On Yannick Ngakoue) “I thought both the rushers – we ended up with three sacks. I thought we had pretty good push up front. Some of our games that we did – we changed up the coverage a little bit on them too. Gave them a little bit different looks, so I think those things worked hand in hand where [Stafford] had to hold the ball a little longer and it helped the rush.”

(On Chris Reed’s performance) “He did pretty good. We’ll evaluate that more in depth and talk about it as a coaching staff after the meeting. I had the chance to spend some time with the offense. Specifically about that, what I saw, I thought he did an admirable job.”

(On what makes him believe the team can rebound) “They have showed it before. I think these things that are showing up, they feel those things too. They’ll come in and go to work on Wednesday and we’ve had good weeks of practice. You see it. I think when you watch this team going through a couple losses like we have you wonder how they’re going to show up. The effort and how hard we play is not an issue with this team. It’s more making some decisions, critical decision, at the right time.”

*The following material is the copyrighted property of Jacksonville Jaguars, LLC. The material is not being made available to, and is not to be used by, any individuals other than members of the media that have been accredited by Jacksonville Jaguars, LLC. The materials may be used for the purpose of providing limited amounts of quotable excerpts for use in connection with news reports and articles created by such members of the media. Any other use is strictly prohibited. The material is not to be shared with any third parties. The material may not be duplicated, reproduced, published or distributed without the prior written consent of Jacksonville Jaguars, LLC.*

(On Blake Bortles' shoulder) "Just what I heard today it sounds like he should be in good shape."

(On T.J. Yeldon's ankle) "Same thing. I think that will be a little bit more day-to-day."

(On Jalen Ramsey being athletically suited to be in position to block field goals) "Yeah, we've had this going all year. I think we made it a little bit more of an emphasis in the last couple games as a possibility. He did it in college. I talked to him about it. Mal [Special Teams Coordinator Mike Mallory] talked to him about it. We just wanted to make sure we had something like that if the appropriate time came up and yesterday it did."

(On if Ramsey takes losing harder than others) "I think it bothers everyone in that locker room. I don't know if there's a scale for [losing] bothering some people more than others based on if they are emotional on the sideline. I think it bothers all of them. I know it does."

(On Peyton Thompson replacing Aaron Colvin) "Each week we have conversations in the back end for how we're going to utilize our guys and how we're going to position them. It's no secret that at times Jalen will match receivers. This week we had a little bit different deal and we always talk about depth-wise if something happened at nickel, with J.J. [Josh Johnson] down, who would be the backup nickel? This week we had Peyton Thompson. He has been trained to play that position. We've gotten him a few more reps at that in case something would happen. You don't foresee it to happen, but it did happen in a game. That's why Peyton went in immediately."

(On the game plan being changed moving forward with injuries to the offensive line and running backs) "I think with the tight end, Marcedes, we had to change up some things. We did a good job. I think the run game was pretty admirable. We tried to stick with that. You just have different personnel, but in any game you have to be able to adjust on the run."

(On Denard Robinson) "I thought he did a good job coming in. You see a little bit different burst in him; The speed part of it. We've always seen that in Denard. When he gets in the mix and he gets his opportunities it's a change of pace with the running backs."

(On if his confidence in Mallory has declined the past five games) "No. I don't know what to say when a guy is unblocked and right there and misses the tackle. It's execution."

(On changing the personnel on special teams units) "For this part of it, I think you're always looking at it first and I've said this before, coaching. What can I do? How can we coach this better? We talk about near foot, near hip. How can we show a visual of that? I think as a coach you always take responsibility for it and the player will take responsibility. You just keep painting a picture of how it should look like. Those tackles we have to make."

(On Lions TE Eric Ebron's 61-yard reception) "It's a route that we have seen before. It got extended because of the long yardage distance and then he got out of the pocket. The end was trying to redirect and come to him and he didn't get there fast enough. It was just an extended play and we have to plaster on that. That's what didn't take place."

*The following material is the copyrighted property of Jacksonville Jaguars, LLC. The material is not being made available to, and is not to be used by, any individuals other than members of the media that have been accredited by Jacksonville Jaguars, LLC. The materials may be used for the purpose of providing limited amounts of quotable excerpts for use in connection with news reports and articles created by such members of the media. Any other use is strictly prohibited. The material is not to be shared with any third parties. The material may not be duplicated, reproduced, published or distributed without the prior written consent of Jacksonville Jaguars, LLC.*

(On if there was a coverage blown during Lions WR Andre Roberts big reception) “I don’t want to get into too much detail. We just didn’t perform a technique right and it can happen. It forces guys to push more width and we didn’t get the width that we needed.”

(On the disappointment of not having a winning season) “Someone asked that question last night too. Obviously you have objectives and you have certain goals and you write them down and put them away and then you go to work. I think for us, we’ll evaluate at the very end and see what took place, but now our focus is on getting this team healthy and addressing the issues that we had in the game and getting ready for Buffalo.”

(On if Julius Thomas ran his routes correctly) “You always try to run routes at the sticks, so that you have an opportunity. You saw we hit a back check-down and we got a first down off of that. It’s more of a catch-and-run type. There was a combination of those. Some routes you want to run past the sticks and when you come back to the ball you want to make sure you are at the down marker at the right place. It was based on the route.”

(On if Detroit did anything to take away Allen Hurns) “I didn’t believe so.”

(On getting Hurns more involved) “We had 30-some attempts I think, or whatever took place with Blake, but I think you go through your progressions and you follow it and you’re always looking to try to get the players involved, especially a guy like Hurns. He can make big plays for us. Every week could be different.”

(On Bortles’ second interception) “It was thrown behind and he tipped it up in the air. When you have tips or overthrows there’s a good chance there’s going to be an interception.”

(On Josh Wells) “We’ll look at that. With some of the injuries, Dave and I will sit down and visit for our approach with some of these injuries that have taken place.”

(On causing two turnovers) “The first play on defense, I thought was a great play by Jalen. I know we looked at it on tape and you go back and forth on whether it was or not, but just the mindset. That’s what I saw in other games too, where guys were going after the ball. I think it was even more so. We gave up some of the YAC, yardage after a catch or after the initial hit, to really make an emphasis to go for the ball. We’re hoping for more. It was cool to see that one pop up and get a couple other opportunities.”

(On if he thought a fair catch was called on the Lions punt return for a touchdown) “Yeah. I think there are a couple plays that when you look at it you say, ‘Boy, could this have been called?’ But again, I go back and say we missed the tackle. It’s hard. It sounds like an excuse to me. He had his hand up and we thought – well we had a guy right there to make the tackle and we have to make that tackle. Same thing on the long pass. Well it could have been this, but you know what, we have to plaster and we have to take him. I want to keep in the mindset with this team and our players of what could we have done to keep that from happening.”



*The following material is the copyrighted property of Jacksonville Jaguars, LLC. The material is not being made available to, and is not to be used by, any individuals other than members of the media that have been accredited by Jacksonville Jaguars, LLC. The materials may be used for the purpose of providing limited amounts of quotable excerpts for use in connection with news reports and articles created by such members of the media. Any other use is strictly prohibited. The material is not to be shared with any third parties. The material may not be duplicated, reproduced, published or distributed without the prior written consent of Jacksonville Jaguars, LLC.*

(On if he and his staff know why the record is what it is) “We’re not making enough plays at critical times. I think you analyze every game and you see it and then you try to attack certain areas. Turnovers. That’s the common denominator that keeps popping up. Is it penalties? We knocked that down from double digits to single digits. I know we had that conversation before. It is penalties. It is penalties. Not all the time. You can be high in penalties and still win games and you can be low in penalties and still lose games. Turnovers are the big factor.”

(On Telvin Smith) “I thought he played pretty well. That’s a tough deal, to put all those things away and go out on the field. Practice is everything to us. You get prepared there. You learn your trust to where you can play extremely hard in games. To say that, you can miss practice and still perform at an extremely high level is very difficult. Regarding the situation I thought he played extremely well.”

(On giving other guys a shot to play) “I think you constantly are looking at your personnel in all three phases and you’re trying to best utilize their talent. Sometimes if changes take place because of that then you make changes.”



# **GAME SUMMARIES**

**REGULAR SEASON WEEK 12 AT BUFFALO**

# GAME SUMMARIES

## WEEK 1 vs. GREEN BAY

Sept. 11, 2016 at EverBank Field

	<u>1</u>	<u>2</u>	<u>3</u>	<u>4</u>	<u>OT</u>	<u>Final</u>
GREEN BAY PACKERS (1-0)	7	14	3	3	-	27
JACKSONVILLE JAGUARS (0-1)	7	10	3	3	-	23

The Jaguars were stopped on 4th-and-1 at the Green Bay 14 with 14 seconds remaining to cap a 27-23 opening day loss in a close game that saw four lead changes. Following a stirring pregame commemoration of 9/11, the Jaguars had the first possession, but Green Bay scored first when the Packers' **Joe Thomas** intercepted **Blake Bortles** on the fifth play to set up the Green Bay offense at the Jacksonville 29-yard line. After a 4th down conversion at the 20, **Aaron Rodgers** scored the first touchdown on a six-yard run. The Jaguars got their first touchdown on their second drive with a five-yard **T.J. Yeldon** scoring run which was set up by a 37-yard **Mercedes Lewis** reception. The Jaguars claimed their first lead after the Packers' third straight 3-and-out, marching 45 yards in 12 plays to set up **Jason Myers**' 26-yard field goal in a second quarter that saw both teams combine for 24 points. Green Bay answered with a Rodgers-to-**Jordy Nelson** scoring pass to reclaim the lead at 14-10 before the Jaguars answered with a 75-yard drive resulting in a 22-yard Bortles-to-**Julius Thomas** touchdown pass for a 17-14 lead. Green Bay's second consecutive 75-yard touchdown drive made it 21-17 Packers with 13 second left in the first half when Rodgers, despite a heavy rush, threw 29 yards to **Davante Adams** at the goal line. Both teams managed only two field goals in the second half, including a 50-yarder by Myers. The Jaguars began their final drive at their own 37 with 3:17 remaining and no times out left before a fourth-down swing pass from Bortles to **Allen Hurns** came up short at the Green Bay 14. Bortles threw for 320 yards while Rodgers was held to 199, but the Jacksonville offense averaged just 1.8 yards on 26 runs. Hurns had receptions of 30 and 38 yards on two Jacksonville scoring drives, while **Allen Robinson** led the team with six receptions for 72 yards.

Team	Q	Time	Scoring Play	Drive
G.B.	1	A. Rodgers	6 yd run (M. Crosby kick)	6-29 (5:47)
Jax.	1	T. Yeldon	5 yd. run (J. Myers kick)	3-48 (1:24)
Jax.	2	J. Myers	26 yd. Field Goal	12-45(5:52)
G.B.	2	J. Nelson	6 yd. pass from A. Rodgers (M. Crosby kick)	9-75 (4:43)
Jax.	2	J. Thomas	22 yd. pass from B. Bortles (J. Myers kick)	7-75 (1:56)
G.B.	2	D. Adams	29 yd. pass from A. Rodgers (M. Crosby kick)	5-75 (0:56)
G.B.	3	M. Crosby	Field Goal	13-68 (4:48)
Jax.	3	J. Myers	39 yd. Field Goal	10-54 (3:57)
G.B.	4	M. Crosby	20 yd. Field Goal	16-73 (9:14)
Jax.	4	J. Myers	50 yd. Field Goal	14-37 (6:49)

### Team Statistics

	Packers	Jaguars
First Downs (Run-Pass-Pen)	18 (6-10-2)	20 (4-14-2)
Total Yards-Plays-Avg.	294-60-4.9	348-68-5.1
Rushing Yards-Attempts-Avg.	95-25-3.8	48-26-1.8
Net Yards Passing (Sacked-Yds)	199 (1-0)	300 (3-20)
Att-Comp-Int	34-20-0	39-24-1
Third Down Conversions (%)	7-14 (50%)	4-15 (27%)
Fourth Down Conversions (%)	1-1 (100%)	3-4 (75%)
Punts-Avg.	4-46.0	2-62.5
Fumbles-Lost	1-0	1-0
Penalties-Yards	5-24	9-79
Time of Possession	28:37	31:23

### Individual Statistics

**Packers Rushing:** E. Lacy 14-61, A. Rodgers 4-16, R. Cobb 3-11, J. Starks 4-7  
**Jaguars Rushing:** T. Yeldon 21-39, D. Robinson 3-7, B. Bortles 2-2

**Packers Passing:** A. Rodgers 20-34-199 (2 TDs)  
**Jaguars Passing:** B. Bortles 24-39-320 (TD, INT)

**Packers Receiving:** R. Cobb 6-57, J. Nelson 6-32, D. Adams 3-50, R. Rodgers 1-22, E. Lacy 1-17, J. Abbrederis 1-8, J. Cook 1-7, J. Starks 1-6  
**Jaguars Receiving:** A. Robinson 6-72, J. Thomas 5-64, A. Hurns 4-75, T. Yeldon 4-30, M. Lewis 2-48, M. Lee 2-22, R. Greene 1-9

**Sacks: Packers** 3.0 (M. Burnnett 1.0, N. Perry 1.0, C. Matthews 1.0)  
**Sacks: Jaguars** 1.0 (J. Odrick 1.0)

**Interceptions: Packers** 1 (J. Thomas)  
**Interceptions: Jaguars** None

**Paid Attendance:** 63,179      **Time:** 3:10      **Temperature:** 90 degrees

## WEEK 2 AT SAN DIEGO

Sept. 18, 2016 at Qualcomm Stadium

	<u>1</u>	<u>2</u>	<u>3</u>	<u>4</u>	<u>OT</u>	<u>Final</u>
JACKSONVILLE JAGUARS (0-2)	0	0	0	14	-	14
SAN DIEGO CHARGERS (1-1)	7	14	14	3	-	38

The Chargers bolted to an early and commanding lead and never looked back in posting a lopsided 38-14 win in their home opener. Scoring touchdowns on three of their first four possessions, the Chargers led 21-0 midway through the second quarter on a **Melvin Gordon** 3-yard run and Philip Rivers touchdown passes of six and two yards to **Travis Benjamin** and **Antonio Gates**. **Tyrell Williams**' 44-yard touchdown catch-and run and a Benjamin 45-yard catch made it 35-0 at the end of the third quarter, by which time the Jaguars had four punts, three turnovers and a missed 54-yard field goal try. In the fourth quarter the Jaguars put together two scoring drives, marching 75 yards in 12 plays with **Mercedes Lewis** catching a four-yard touchdown pass from **Blake Bortles**, and Bortles throwing 15 yards to Corey Grant on the team's final possession. On the day San Diego had five red zone and goal-to-go situations and came away with three touchdowns, a field goal and a lost fumble. Bortles tied his career high with 50 pass attempts, completing 31 for 329 yards with two touchdowns and two interceptions, and was the Jaguars' leading rusher with 34 yards on the ground, while Rivers threw for four touchdowns. **Dante Fowler Jr.** turned in the first two sacks of his career while rookie **Yannick Ngakoue** also got his first, but the Jaguars could not overcome 13 penalties and three turnovers.

Team	Q	Time	Scoring Play	Drive
S.D.	1	M. Gordon	3 yd. run (J. Lambo kick)	8-75 (4:46)
S.D.	2	T. Benjamin	6 yd. pass from P. Rivers (J. Lambo kick)	7-34 (3:34)
S.D.	2	A. Gates	2 yd. pass from P. Rivers (J. Lambo kick)	5-56 (2:11)
S.D.	3	Ty. Williams	44 yd. pass from P. Rivers (J. Lambo kick)	7-93 (4:18)
S.D.	3	T. Benjamin	45 yd. pass from P. Rivers (J. Lambo kick)	7-93 (4:18)
JAX	4	M. Lewis	4 yd. pass from B. Bortles (J. Myers kick)	12-75 (4:54)
S.D.	4	J. Lambo	25 yd. field goal	11-36 (5:54)
JAX	4	C. Grant	15 yd. pass from B. Bortles (J. Myers kick)	9-60 (2:30)

### Team Statistics

	Jaguars	Chargers
First Downs (Run-Pass-Pen)	20 (6-13-1)	25 (10-10-5)
Total Yards-Plays-Avg.	388-63-6.2	357-63-5.7
Rushing Yards-Attempts-Avg.	69-11-6.3	150-35-4.3
Net Yards Passing (Sacked-Yds)	329 (2-10)	220 (3-13)
Att-Comp-Int	50-31-2	25-17-0
Third Down Conversions (%)	2-11 (18%)	7-13 (54%)
Fourth Down Conversions (%)	1-2 (50%)	0-0 (0%)
Punts-Avg.	4-44.8	4-43.3
Fumbles-Lost	1-1	1-1
Penalties-Yards	14-93	3-23
Time of Possession	25:08	34:52

### Individual Statistics

**Chargers Rushing:** M. Gordon 24-102, D. Woodhead 3-27, K. Farrow 4-13, P. Rivers 1-10, K. Clemens 2--1, T. Benjamin 1--1  
**Jaguars Rushing:** B. Bortles 3-34, T. Yeldon 7-28

**Chargers Passing:** P. Rivers 17-24-220 (4 TDs), K. Clemens 0-1-0  
**Jaguars Passing:** B. Bortles 31-50-329 (2 TDs, 2 INTs)

**Chargers Receiving:** T. Benjamin 6-115, Ty. Williams 3-61, M. Gordon 3-18, A. Gates 3-15, D. Inman 1-7, D. Woodhead 1-4  
**Jaguars Receiving:** T. Yeldon 8-10, M. Lee 5-75, A. Hurns 5-64, J. Thomas 4-71, A. Robinson 3-54, M. Lewis 2-17, C. Grant 1-15, A. Benn 1-9, R. Greene 1-7, D. Robinson 1-7

**Sacks: Chargers** 2.0 (M. Ingram 2.0)  
**Sacks: Jaguars** 3.0 (D. Fowler 2.0), (Ngakoue 1.0)

**Interceptions: Chargers** 2 (C. Hayward 2)  
**Interceptions: Jaguars** None

**Paid Attendance:** 52,165      **Time:** 3:14      **Temperature:** 82 degrees

# GAME SUMMARIES

## WEEK 3 vs. BALTIMORE

Sept. 25, 2016 at EverBank Field

	1	2	3	4	OT	Final
BALTIMORE RAVENS (3-0)	7	6	3	3	-	19
JACKSONVILLE JAGUARS (0-3)	0	7	7	3	-	17

The Jaguars took a 17-16 lead, their first of the day, with 7:27 left in the fourth quarter but a game-winning 53-yard field goal by **Justin Tucker** with 1:02 remaining gave Baltimore a 19-17 victory. Tucker converted all four of his field goal tries—from 43, 42, 37 and 53 yards—and **Joe Flacco** scored the Ravens' only touchdown on a 7-yard run to open the scoring. **Blake Bortles** threw two touchdown passes to **Allen Robinson**, the first a three-yarder with 1:55 left in the second quarter to narrow the Baltimore lead to 10-7. The Ravens closed out the first half with Tucker's 42-yard field goal on an untimed down after his miss from 57 yards was nullified by a 15-yard defensive penalty, an ironic twist from the bizarre ending of the teams' meeting the previous year. The third quarter began with Tucker's 37-yarder to make it 16-7 but the Jaguars battled back, marching 78 yards in 11 plays to set up the second Bortles-to-Robinson touchdown, an 11-yard pass that was initially ruled incomplete before being reversed by instant replay. In the final quarter the Jaguars had three takeaways but were 0-for-6 on third down and gave up four sacks. The game twisted and turned, beginning with a **Devon Hester** muffed punt return which was recovered by **Denard Robinson** to set up **Jason Myers**' 49-yard field goal, giving the Jaguars a 17-16 lead with 7:27 left. On the next series Flacco was intercepted by **Tashaun Gipson**, then three plays later Bortles was picked off by **Tavon Young**, followed two plays later by another Flacco interception by **Paul Posluszny**. After blocking Myers' 52-yard field goal attempt with 2:59 remaining, the Ravens converted a 4th-and-2 to set up Tucker's game-winner. The Jaguars' final possession ended with Bortles' third interception of the day.

Team	Q	Scoring Play	Drive / Time
BAL	1	J. Flacco 7 yd. run (J. Tucker kick)	8-75, 4:03
BAL	2	J. Tucker 43 yd. Field Goal	10-46, 5:47
JAX	2	A. Robinson 3 yd. pass from B. Bortles (J. Myers kick)	8-37, 3:50
BAL	2	J. Tucker 37 yd. Field Goal	9-56, 4:39
JAX	3	A. Robinson 11 yd. pass from B. Bortles (J. Myers kick)	11-78, 5:22
JAX	4	J. Myers 49 yd. Field Goal	4-8, 1:34
BAL	4	J. Tucker 53 yd. Field Goal	8-22, 1:57

### Team Statistics

	Ravens	Jaguars
First Downs (Run-Pass-Pen)	18 (3-11-4)	14 (1-12-1)
Total Yards-Plays-Avg.	283-64-4.4	216-63-3.4
Rushing Yards-Attempts-Avg.	84-22-3.8	48-21-2.3
Net Yards Passing (Sacked-Yds)	199 (2-15)	168 (4-26)
Att-Comp-Int	40-29-2	38-24-3
Third Down Conversions (%)	3-13 (23%)	6-16 (38%)
Fourth Down Conversions (%)	1-1 (100%)	0-0 (0%)
Punts-Avg.	5-48.6	6-41.5
Fumbles-Lost	2-1	0-0
Penalties-Yards	8-58	7-75
Time of Possession	31:06	28:54

### Individual Statistics

**Ravens Rushing:** T. West 10-45, J. Forsett 7-20, J. Flacco 3-12  
**Jaguars Rushing:** T. Yeldon 6-17, B. Bortles 3-17, C. Ivory 12-14

**Ravens Passing:** J. Flacco 29-40-214 (2 INTs)  
**Jaguars Passing:** B. Bortles 24-38-194 (2 TDs, 3 INTs)

**Ravens Receiving:** S. Smith 8-87, D. Pitta 6-42, J. Forsett 6-12, M. Wallace 3-34, B. Periman 2-22  
**Jaguars Receiving:** A. Robinson 7-57, M. Lee 5-44, A. Hurns 4-40, M. Lewis 3-20, J. Thomas 2-123, T. Yeldon 2-11

**Sacks: Ravens** 4.0 (T. Suggs 2.0, L. Guy 1.0, T. Jernigan 1.0)  
**Sacks: Jaguars** 2.0 (M. Jackson 1.0, Y. Ngakoue 1.0)

**Interceptions: Ravens** 3 (Z. Orr, T. Young, C. Mosley)  
**Interceptions: Jaguars** 2 (T. Gipson, P. Posluszny)

**Paid Attendance:** 60,127      **Time:** 3:07      **Temperature:** 88 degrees

## WEEK 4 vs. INDIANAPOLIS

Oct. 2, 2016 at Wembley Stadium

	1	2	3	4	OT	Final
INDIANAPOLIS COLTS (1-3)	3	3	0	21	-	27
JACKSONVILLE JAGUARS (1-3)	7	10	6	7	-	30

Playing in London's Wembley Stadium for the fourth time, the Jaguars built an early lead which they extended to 17 points before holding off a late Colts rally to win, 30-27. Both teams opened with a three-and-out before rookie **Yannick Ngakoue** intercepted an **Andrew Luck** pass at the Colts 33. The Jaguars capitalized on the game's only turnover, marching 24 yards in five plays to a three-yard touchdown pass from **Blake Bortles** to **Allen Robinson**. Indianapolis responded with field goals on its next two drives with **Adam Vinatieri** good from 53 and 49 yards to make it 7-6 early in the second quarter. The Jaguars' ensuing possession covered 75 yards in 10 plays with Bortles running in from one yard out to extend the lead to 14-6, and on their next series **Jason Myers** kicked a 22-yard field goal on the final play of the quarter for a 17-6 halftime lead. The second half was a continuation of the first as Jacksonville scored on its next two possessions as well, with Myers' 46 and 49-yarders giving the Jaguars a 17-point lead at 23-6 at the end of the third quarter. Indianapolis would not go away, however, scoring touchdowns on three consecutive fourth-quarter possessions. **Frank Gore** scored on a 1-yard run and Luck threw a two-yard touchdown pass to **T.Y. Hilton** to make it a three-point game at 23-20 with 7:06 remaining. Bortles then hit **Allen Hurns** with a short pass that Hurns turned into a 42-yard touchdown to make it 30-20, but the Colts responded with their own long touchdown as Luck hit **Phillip Dorsett** in stride on a 64-yard bomb to close within three at 30-27 with 3:03 left. After the Colts forced a punt the Jaguars defense stood up and stopped Indianapolis on 4th-and-1 at the 49-yard line. The Jaguars had to punt one more time, giving the ball back to the Colts at their own 18-yard line with 26 seconds remaining in the game. On 4th-and-11 Luck completed a short pass and the Colts desperately tried to advance the ball with laterals before being forced backwards to end the game. The Jaguars defense pressured Luck throughout, finishing with six sacks including 1.5 by **Paul Posluszny** and one each by Ngakoue, **Tyson Alualu**, **Sen'Derrick Marks** and **Chris Smith**.

Team	Q	Scoring Play	Drive / Time
JAX	1	A. Robinson 3 yd. pass from B. Bortles (J. Myers kick)	5-24, 2:10
IND	1	A. Vinatieri 53 yd. Field Goal	12-29, 6:33
IND	2	A. Vinatieri 49 yd. Field Goal	11-44, 6:10
JAX	2	B. Bortles 1 yd. run (J. Myers kick)	10-75, 4:44
JAX	2	J. Myers 22 yd. Field Goal	8-75, 1:06
JAX	3	J. Myers 46 yd. Field Goal	9-43, 3:10
JAX	3	J. Myers 49 yd. Field Goal	14-58, 6:48
IND	4	F. Gore 1 yd. run (A. Vinatieri kick)	9-75, 3:03
IND	4	T. Hilton 2 yd. pass from A. Luck (A. Vinatieri kick)	12-78, 5:31
JAX	4	A. Hurns 42 yd. pass from B. Bortles (J. Myers kick)	4-75, 2:03
IND	4	P. Dorsett 64 yd. pass from A. Luck (A. Vinatieri kick)	6-75, 2:00

### Team Statistics

	Colts	Jaguars
First Downs (Run-Pass-Pen)	23 (7-11-5)	23 (7-11-5)
Total Yards-Plays-Avg.	284-73-3.9	331-65-5.1
Rushing Yards-Attempts-Avg.	94-25-3.8	136-29-4.7
Net Yards Passing (Sacked-Yds)	190 (6-44)	195 (3-12)
Att-Comp-Int	42-27-1	33-19-0
Third Down Conversions (%)	9-17 (53%)	3-11 (27%)
Fourth Down Conversions (%)	0-2 (0%)	1-1 (100%)
Punts-Avg.	3-49.7	5-53.8
Fumbles-Lost	1-0	1-0
Penalties-Yards	7-78	11-145
Time of Possession	32:39	27:21

### Individual Statistics

**Colts Rushing:** F. Gore 16-68, A. Luck 4-23, P. Dorsett 1-3, R. Turbin 1-2  
**Jaguars Rushing:** T. Yeldon 14-71, B. Bortles 7-36, C. Ivory 8-29

**Colts Passing:** A. Luck 27-42-234 (2 TDs, 1 INTs)  
**Jaguars Passing:** B. Bortles 19-33-207 (2 TDs)

**Colts Receiving:** T. Hilton 7-42, J. Ferguson 7-33, F. Gore 5-27, C. Rogers 2-39, D. Allen 2-20, R. Turbin 2-3, P. Dorsett 1-64, J. Doyle 1-6  
**Jaguars Receiving:** A. Robinson 5-55, T. Yeldon 4-46, M. Lee 4-28, A. Hurns 2-47, M. Lewis 1-21, N. Sterling 1-10, R. Greene 1-8, A. Been 1-1

**Sacks: Chargers** 3.0 (E. Walden 1.0, A. Ayers 1.0, H. Ridgeway 0.5, Z. Kerr 0.5)  
**Sacks: Jaguars** 6.0 (Posluszny 1.5, Ngakoue 1.0, Marks 1.0, C. Smith 1.0, Alualu 1.0, Johnson 0.5)

**Interceptions: Chargers** None  
**Interceptions: Jaguars** 1 (Y. Ngakoue)

**Paid Attendance:** 83,764      **Time:** 3:15      **Temperature:** 59 degrees

# GAME SUMMARIES

## WEEK 6 AT CHICAGO

Oct. 16, 2016 at Soldier Field

	1	2	3	4	OT	Final
JACKSONVILLE JAGUARS (2-3)	0	0	0	17	-	17
CHICAGO BEARS (1-5)	0	10	3	3	-	16

Trailing 13-0 after three quarters, the Jaguars scored 17 fourth-quarter points to post the team's largest come-from-behind win in two years, tying its sixth-best comeback in history, with a 17-16 victory in Chicago. Jacksonville appeared ready to strike first on its initial possession, marching 89 yards in 11 plays to the Chicago one-yard line before **Blake Bortles'** third-down pass to **Allen Robinson** was intercepted in the end zone by **Tracy Porter** and returned to the 24. As it turned out, **Connor Barth's** 36- and 24-yard field goals and a 16-yard touchdown pass from **Brian Hoyer** to **Cameron Meredith** were the only points scored, all by Chicago, in the first three quarters. After being forced to punt five times, Jacksonville began its comeback on the second play of the fourth quarter with a **Chris Ivory** 1-yard plunge. The next possession ended after two plays when **Blake Bortles** fumbled, setting up the Bears at the Jacksonville 28-yard line. The defense held Chicago to a 32-yard field goal and the Jaguars offense responded on its ensuing possession with a **Jason Myers** 30-yard field goal capping an 11-play, 63-yard drive to cut the Chicago lead to 16-10 with 4:59 remaining. After forcing another Bears punt, the Jaguars got their game-winning drive. On the first two plays Bortles completed passes of 13 yards to **Julius Thomas** and 14 yards to **Marqise Lee** to get to the 49-yard line. Following an incompleting, Bortles then hit **Arrelious Benn** with a short pass, and Benn's sliding catch-and-run covered the final 51 yards. Myers' PAT gave the Jaguars their first lead of the day, 17-16, with 2:49 left in the game. On its final possession, Chicago was stopped on downs at midfield before the Jaguars ran out the final 57 seconds to seal their second consecutive win. The Jaguars had the game's only two turnovers, but in each case the defense limited Chicago to a field goal. Chicago also had four red zone possessions but managed to score just one touchdown and three field goals.

Team	Q	Scoring Play	Drive / Time
CHI	2	C. Barth 36 yd. Field Goal	11-58, 5:30
CHI	2	J. Howard 1 yd. run (C. Barth kick)	16-86, 7:31
CHI	3	C. Barth 23 yd. Field Goal	11-74, 5:43
JAX	4	C. Ivory 1 yd. run (J. Myers kick)	5-75, 2:03
CHI	4	C. Barth 32 yd. Field Goal	6-14, 3:06
JAX	4	J. Myers 30 yd. Field Goal	11-63, 3:29
JAX	4	A. Benn 51 yd. pass from B. Bortles (J. Myers kick)	4-78, 0:29

### Team Statistics

	Jaguars	Bears
First Downs (Run-Pass-Pen)	30 (3-12-5)	22 (5-16-1)
Total Yards-Plays-Avg.	317-55-5.4	389-77-5.1
Rushing Yards-Attempts-Avg.	54-20-2.7	92-27-3.4
Net Yards Passing (Sacked-Yds)	263 (2-8)	297 (1-5)
Att-Comp-Int	40-29-2	38-24-3
Third Down Conversions (%)	2-10 (20%)	7-17 (41%)
Fourth Down Conversions (%)	0-0 (0%)	0-1 (0%)
Punts-Avg.	5-55.0	6-43.5
Fumbles-Lost	2-1	1-0
Penalties-Yards	5-50	10-87
Time of Possession	24:13	35:47

### Individual Statistics

**Bears Rushing:** K. Carey 9-50, J. Howard 15-34, J. Bellamy 1-7, P. Lasike 1-1  
**Jaguars Rushing:** C. Ivory 11-32, T. Yeldon 6-21, B. Bortles 3-1

**Bears Passing:** B. Hoyer 30-49-302  
**Jaguars Passing:** B. Bortles 20-33-271 (1 TD, 1 INT)

**Bears Receiving:** C. Meredith 11-113, A. Jeffrey 7-93, Z. Miller 6-36, E. Royal 4-54, J. Howard 2-6  
**Jaguars Receiving:** M. Lee 6-61, A. Hurns 5-74, A. Robinson 3-49, J. Thomas 2-28, C. Ivory 2-3, A. Benn 1-51, T. Yeldon 1-5

**Sacks: Bears** 2.0 (W. Young 2.0)  
**Sacks: Jaguars** 1.0 (Y. Ngakoue 1.0)

**Interceptions: Bears** 1 (T. Porter)  
**Interceptions: Jaguars** None

**Paid Attendance:** 61,054      **Time:** 3:02      **Temperature:** 69 degrees

## WEEK 7 vs. OAKLAND

Oct. 23, 2016 at EverBank Field

	1	2	3	4	OT	Final
OAKLAND RAIDERS (5-2)	3	17	3	10	-	33
JACKSONVILLE JAGUARS (2-4)	0	6	3	7	-	16

In a game that saw seven field goals and four touchdowns, the Jaguars struggled in red zone opportunities while the Raiders took advantage of three turnovers and 13 penalties, resulting in a 33-16 Raiders win in Jacksonville. After both teams went three-and-out to start the game, Oakland scored first on a 26-yard **Sebastian Janikowski** field goal. The Jaguars then marched to the Oakland 18 but **Blake Bortles'** pass to **Marqise Lee** was intercepted in the endzone by **David Amerson**. The Raiders were forced to punt, but Greene muffed the punt and Oakland recovered at the Jacksonville 17. The defense did its job, limiting Oakland to a 32-yard field goal for a 6-0 lead at the beginning of the second quarter, at which point the Jaguars had two possessions and two turnovers. The next four possessions of the game resulted in scores, with the Jaguars getting 23- and 37-yard field goals while Oakland added two touchdowns to build their lead to 20-6 as the first half ended. **Jason Myers** kicked a 44-yard field goal to open the second half and get the Jaguars within 11 points at 20-9, but Jacksonville punted on its next four drives, including three straight three-and-outs. Back-to-back field goals by Janikowski from 44 and 52 yards extended the Oakland lead to 26-9 early in the fourth quarter. The Jaguars' best drive of the day began with 7:15 left, when they marched 83 yards in 11 plays with Bortles hitting **Julius Thomas** with a nine-yard touchdown pass, making it a 10-point game at 26-16 with 4:12 left. After a failed outside kick by the Jaguars, Oakland drove 48 yards in eight plays with **Latavius Murray** scoring on a nine-yard run with 2:35 remaining. Oakland's **Reggie Nelson** then intercepted Bortles on the final Jaguars possession to seal the win. In the fourth quarter three players were ejected for unsportsmanlike conduct. The Jaguars dropped to 2-4 on the season a week after winning back-to-back games.

Team	Q	Scoring Play	Drive / Time
OAK	1	S. Janikowski 26 yd. Field Goal	9-63, 3:15
OAK	2	S. Janikowski 32 yd. Field Goal	4-3, 0:15
JAX	2	J. Myers 23 yd. Field Goal	5-70, 2:14
OAK	2	L. Murray 2 yd. run (S. Janikowski kick)	11-75, 7:06
JAX	2	J. Myers 37 yd. Field Goal	9-56, 3:43
OAK	2	M. Crabtree 2 yd. pass from D. Carr (S. Janikowski kick)	8-75, 1:38
JAX	3	J. Myers 44 yd. Field Goal	7-39, 2:49
OAK	3	S. Janikowski 44 yd. Field Goal	5-12, 2:17
OAK	4	S. Janikowski 52 yd. Field Goal	7-38, 3:44
JAX	4	J. Thomas 9 yd. pass from B. Bortles (J. Myers kick)	11-83, 3:03
OAK	4	L. Murray 9 yd. run (S. Janikowski kick)	8-48, 1:37

### Team Statistics

	Raiders	Jaguars
First Downs (Run-Pass-Pen)	21 (8-10-3)	19 (4-11-4)
Total Yards-Plays-Avg.	344-71-4.8	344-60-5.7
Rushing Yards-Attempts-Avg.	144-34-4.2	105-16-6.6
Net Yards Passing (Sacked-Yds)	200 (0-0)	239 (1-7)
Att-Comp-Int	37-23-0	43-23-2
Third Down Conversions (%)	8-18 (44%)	4-13 (31%)
Fourth Down Conversions (%)	1-1 (100%)	0-0 (0%)
Punts-Avg.	5-54.6	5-47.8
Fumbles-Lost	1-0	2-1
Penalties-Yards	11-117	13-112
Time of Possession	33:27	26:33

### Individual Statistics

**Jaguars Rushing:** C. Ivory 5-48, B. Bortles 5-33, T. Yeldon 6-24

**Raiders Rushing:** L. Murray 18-59, M. King 1-27, J. Holton 2-25, D. Washington 5-16, J. Olawale 3-12, D. Carr 4-4, J. Richard 1-1

**Jaguars Passing:** B. Bortles 23-43-246 (1 TD, 2 INTs)  
**Raiders Passing:** D. Carr 23-37-200 (1 TD)

**Jaguars Receiving:** M. Lee 7-107, A. Hurns 4-45, J. Thomas 3-20, A. Robinson 2-9, R. Greene 2-8, C. Ivory 2-3, A. Benn 1-39, M. Lewis 1-11, T. Yeldon 1-4  
**Raiders Receiving:** M. Crabtree 8-96, S. Roberts 4-42, A. Cooper 4-29, L. Murray 2-4, M. Rivera 1-13, D. Washington 1-6, C. Walford 1-5, A. Holmes 1-5, J. Richard 1-0

**Sacks: Jaguars** 0  
**Sacks: Raiders** 1.0 (K. Mack 1.0)

**Interceptions: Jaguars** 0  
**Interceptions: Raiders** 2 (D. Amerson 1, R. Nelson 1)

**Paid Attendance:** 62,614      **Time:** 1:02      **Temperature:** 70 degrees



# GAME SUMMARIES

## WEEK 8 AT TENNESSEE

Oct. 27, 2016 at Nissan Stadium

	1	2	3	4	OT	Final
JACKSONVILLE JAGUARS (2-5)	0	0	8	14	-	22
TENNESSEE TITANS (4-4)	3	24	6	3	-	36

Making their lone national appearance on a Thursday night, the Jaguars struggled from the start with all five first-half possessions ending in punts while the Titans scored on five consecutive drives to build a commanding 27-0 halftime lead on the way to a 36-22 win in Nashville. The statistical disparity at halftime was shocking, with Tennessee holding large advantages in first downs (20 to 3), total yards (354 to 60), offensive plays (41 to 22), third down conversions (6/8 to 1/6), rushing yards (135 to 5) net passing yards (219 to 55), and time of possession (19:33 to 10:27). Including their first possession of the second half, Tennessee put together six consecutive scoring drives of 54, 66, 69, 62, 90 and 75 yards resulting in four touchdowns and two field goals. The Jaguars scored three second-half touchdowns, with **Julius Thomas**, **Allen Hurns** and **Bryan Walters** catching **Blake Bortles** scoring passes. Bortles completed 33 of a team record-tying 54 pass attempts for 337 yards and three TDs, mostly in the second half, and he was also the Jaguars' leading rusher with 22 yards. **Marcus Mariota** completed 81.8 percent of his 22 passes with scoring throws to **Kendall Wright** and **Rishard Matthews**. **DeMarco Murray** rushed for 123 yards and a touchdown and **Derrick Henry** added 60 yards and a score as Tennessee turned in 214 rushing yards on 43 rushing attempts with 494 yards in total offense. The Jaguars fell to 2-5 for the second year in a row, with a 1-1 record in division games.

Team	Q	Scoring Play	Drive / Time
TEN	1	R. Succop 32 yd. Field Goal	10-54, 5:34
TEN	2	K. Wright 36 yd. pass from M. Mariota (R. Succop kick)	4-66, 1:59
TEN	2	D. Henry 6 yd. run (R. Succop kick)	8-69, 3:25
TEN	2	D. Murray 14 yd. run (R. Succop kick)	4-62, 1:43
TEN	2	R. Succop 22 yd. Field Goal	12-90, 3:13
JAX	3	J. Thomas 10 yd. pass from B. Bortles (Bortles run)	11-75, 3:55
TEN	3	R. Matthews 4 yd. pass from M. Mariota (Kick failed, wl)	7-75, 4:12
TEN	4	R. Succop 33 yd. Field Goal	9-20, 5:10
JAX	4	A. Hurns 5 yd. pass from B. Bortles (J. Myers kick)	7-58, 2:08
JAX	4	B. Walters 7 yd. pass from B. Bortles (J. Myers kick)	12-91, 2:32

### Team Statistics

	Jaguars	Titans
First Downs (Run-Pass-Pen).....	27 (3-22-2).....	25 (11-12-2)
Total Yards-Plays-Avg. ....	370-67-5.5 .....	494-66-7.5
Rushing Yards-Attempts-Avg.....	48-11-4.4 .....	214-43-5.0
Net Yards Passing (Sacked-Yds) .....	322 (2-15).....	280 (0-0)
Att-Comp-Int .....	54-33-0.....	23-19-0
Third Down Conversions (%).....	6-13 (46%).....	9-15 (60%)
Fourth Down Conversions (%).....	0-1 (0%).....	0-0 (0%)
Punts-Avg. ....	6-45.8.....	4-38.8
Fumbles-Lost .....	2-1.....	1-0
Penalties-Yards.....	7-75.....	7-54
Time of Possession .....	25:35.....	34:25

### Individual Statistics

**Titans Rushing:** D. Murray 21-123, D. Henry 16-60, M. Mariota 3-11, K. Wright 1-15, D. Walker 1-3, M. Cassel 1-2  
**Jaguars Rushing:** B. Bortles 4-22, T. Yeldon 3-20, C. Ivory 4-6

**Titans Passing:** M. Mariota 18-22-270 (2 TDs)  
**Jaguars Passing:** B. Bortles 33-54-337 (3 TDs)

**Titans Receiving:** K. Wright 4-84, D. Walker 4-75, R. Matthews 4-38, D. Henry 4-37, P. Supernaw 1-30, T. Sharpe 1-11, D. Murray 1-5  
**Jaguars Receiving:** A. Hurns 7-98, A. Robinson 6-70, B. Koyack 5-41, T. Yeldon 4-36, M. Lewis 4-23, J. Thomas 3-28, B. Walters 2-14, M. Lee 1-21, C. Ivory 1-6

**Sacks: Titans** 2.0 (A. Williamson 1.0, D. Morgan 1.0)  
**Sacks: Jaguars** None

**Interceptions: Titans** None  
**Interceptions: Jaguars** None

**Paid Attendance:** 61,619      **Time:** 3:08      **Temperature:** 71 degrees

## WEEK 9 AT KANSAS CITY

Nov. 6, 2016 at Arrowhead Stadium

	1	2	3	4	OT	Final
JACKSONVILLE JAGUARS (2-6)	0	7	0	7	-	14
KANSAS CITY CHIEFS (6-2)	7	3	6	3	-	19

The Jaguars' 449 yards of total offense and 205 rushing yards—both season-highs—were not enough to overcome four costly turnovers that set up 13 points as the Jaguars lost, 19-14 in Kansas City. The Jacksonville defense did its part, limiting the Chiefs to 231 total yards and 62 rushing yards, both the lowest of the season by an opponent. The first sign of trouble came after both teams punted twice, when **Bryan Walters** fumbled a punt return at the Jacksonville 23. **Nick Foles**, replacing the injured **Alex Smith**, threw a 23-yard touchdown pass to **Albert Wilson** for the game's first score. **Chris Ivory**, who finished with 107 rushing yards, sparked the Jacksonville offense on the next play with a 42-yard run to midfield, but the Jaguars bogged down at the Chiefs' 30 on a failed fourth-and-one. The Jaguars' next possession ended after two plays when **Blake Bortles**' pass was intercepted by **Ramik Wilson** at the Jacksonville 32. The Chiefs capitalized again, with a 26-yard **Cairo Santos** field goal for a 10-0 lead. The Jaguars' best drive of the day came late in the first half when they marched from their own 12 to the Kansas City 1 with a combination of Bortles runs and passes, and Bortles capped the drive with a one-yard pass to **Allen Robinson** in the back of the end zone to make it 10-7 at the half. In the third period the Jaguars' first possession ended in yet another turnover when **T.J. Yeldon**, on third-and-17, ran 16 yards but fumbled at the end of the run to give Kansas City possession at the Jacksonville 38. Santos then kicked a 51-yard field goal, followed on the next Chiefs possession by a 24-yarder to give the Chiefs a 16-7 lead. **Jason Myers** missed a 54-yard try at the end of the third quarter, and the Chiefs took advantage with Santos hitting his fourth field goal of the day, this time from 36 yards for a 19-7 advantage. The Jaguars then used a 51-yard **Marqise Lee** reception to get to the Kansas City 3, but on 2nd-and-goal Ivory fumbled going into the end zone and the Chiefs recovered for a touchback. After the defense forced a three-and-out, the Jaguars drove again, going 61 yards in nine plays with Yeldon scoring on a 13-yard Bortles pass to close within five at 19-14 with 4:10 remaining. After another Chiefs 3-and-out the Jaguars got the ball at their own 35 with 3:01 left. A 26-yard Bortles run helped them get to the Kansas City 32, but an incomplete pass on fourth-and-3 ended the Jacksonville comeback bid to drop them to 2-6 at the season's halfway point.

Team	Q	Scoring Play	Drive / Time
K.C.	1	A. Wilson 23 yd. pass from N. Foles (C. Santos kick)	2-23, 0:14
K.C.	2	C. Santos 26 yd. Field Goal	4-5, 2:06
JZX	2	A. Robinson 1 yd. pass from B. Bortles (J. Myers kick)	11-88, 3:19
K.C.	3	C. Santos 51 yd. Field Goal	4-5, 1:32
K.C.	3	C. Santos 24 yd. Field Goal	6-25, 2:29
K.C.	4	C. Santos 36 yd. Field Goal	9-38, 5:09
JAX	4	T. Yeldon 13 yd. pass from B. Bortles (J. MYERS kick)	9-61, 2:24

### Team Statistics

	Jaguars	Chiefs
First Downs (Run-Pass-Pen).....	25 (6-17-2).....	10 (4-6-0)
Total Yards-Plays-Avg. ....	449-75-6.0 .....	231-57-4.1
Rushing Yards-Attempts-Avg.....	205-32-6.4 .....	62-22-2.8
Net Yards Passing (Sacked-Yds) .....	244 (2-8) .....	169 (2-18)
Att-Comp-Int .....	41-22-1.....	33-20-0
Third Down Conversions (%).....	5-13 (38%).....	1-14 (7%)
Fourth Down Conversions (%).....	0-2 (0%).....	1-1 (100%)
Punts-Avg. ....	4-41.8.....	7.50.4
Fumbles-Lost .....	3-3.....	0-0
Penalties-Yards.....	5-46.....	8-75
Time of Possession .....	29:39.....	30:21

### Individual Statistics

**Chiefs Rushing:** C. West 13-39, T. Hill 2-21, K. Davis 3-10  
**Jaguars Rushing:** C. Ivory 18-107, B. Bortles 6-54, T. Yeldon 7-33, M. Lee 1-11

**Chiefs Passing:** N. Foles 20-33-187 (TD)  
**Jaguars Passing:** B. Bortles 22-41-252 (2 TDs, INT)

**Chiefs Receiving:** T. Kelce 5-58, A. Wilson 3-42, C. West 3-35, C. Conley 3-28, T. Hill 3-11, K. Davis 1-7, A. Sherman 1-6, J. O'Shaughnessy 1-0  
**Jaguars Receiving:** A. Robinson 7-76, T. Yeldon 5-32, M. Lee 4-84, M. Lewis 2-23, J. Thomas 2-21, A. Benn 1-16, C. Ivory 1-0

**Sacks: Chiefs** 2.0 (D. Ford 2.0)  
**Sacks: Jaguars** 2.0 (S. Marks 1.0, M. Jackson 0.5, D. Fowler)

**Interceptions: Chiefs** 1, Ramik Wilson  
**Interceptions: Jaguars** None

**Paid Attendance:** 73,294      **Time:** 3:20      **Temperature:** 62 degrees

# GAME SUMMARIES



## WEEK 10 vs. HOUSTON

Nov. 13, 2016 at EverBank Field

	1	2	3	4	OT	Final
HOUSTON TEXANS (6-3)	14	0	7	3	-	24
JACKSONVILLE JAGUARS (2-7)	7	3	0	11	-	21

A 42-yard interception-return touchdown on the game's sixth play and a 57-yard punt return to the Jaguars' seven-yard line in the third quarter were the decisive plays in Houston's 24-21 win at EverBank Field. The Jaguars battled back from a 21-10 deficit by scoring 11 points in the fourth quarter to make it a three-point game, but Houston converted a third-and-5 at its own 13-yard line with two minutes left to close out the win. Looking like it would be a high-scoring game with three first-quarter touchdowns, Houston scored first when **Kareem Jackson** picked off **Blake Bortles'** fourth pass of the game and returned it 42 yards for a quick 7-0 lead. The Jaguars bounced right back, however, as Bortles directed a 13-play, 75-yard drive ending with his five-yard touchdown pass to **Julius Thomas**. Houston responded with its own 10-play, 75-yard drive with **Brock Osweiler** throwing a 1-yard touchdown pass to **Ryan Griffin**, making it 14-7 in the first quarter. The Jaguars made their second turnover on the ensuing possession when Bortles' backward screen pass bounced off **T.J. Yeldon's** foot and into the arms of **Whitney Mercilus**. Houston missed a field goal on the ensuing series before **Jason Myers** made a 54-yard field goal, and the 14-10 score stood at halftime. With 4:29 left in the third quarter, **Tyler Ervin** turned in a 57-yard punt return to the Jacksonville seven, and on the next play Osweiler made it 21-10 on his pass to **Stephen Anderson**. A 44-yard field goal by Myers on the first play of the fourth quarter made it 21-13, but Houston answered with an 11-play drive including converting a 3rd-and-16, and **Nick Novak's** 51-yard field goal made it an 11-point game once again at 24-13 with 8:32 remaining. With 3:42 left the Jaguars began a drive at their own eight-yard line, and Bortles passed on all eight plays including his 14-yarder to **Allen Robinson** in the end zone. His 2-point conversion pass to Robinson got the Jaguars within three points at 24-21 with 2:17 remaining. The Texans never gave the ball back, converting a third-and-5 and forcing the Jaguars to spend their timeouts. The Texans finished with 181 rushing yards, while holding the Jaguars to 80. Robinson led all receivers with nine catches for 107 yards and a TD.

Team	Q	Scoring Play	Drive / Time
HOU	1	K. Jackson 42 yd. interception return (N. Novak kick)	
JAX	1	J. Thomas 5 yd. pass from B. Bortles (J. Myers kick)	13-75, 6:43
HOU	1	R. Griffin 1 yd. pass from B. Osweiler (N. Novak kick)	10-75, 4:55
JAX	2	J. Myers 54 yd. Field Goal	8-25, 3:43
HOU	3	S. Anderson 7 yd. pass from B. Osweiler (N. Novak kick)	1-7, 0:05
JAX	4	J. Myers 44 yd. Field Goal	8-53, 4:11
HOU	4	N. Novak 51 yd. Field Goal	11-42, 6:24
JAX	4	A. Robinson 14 yd. pass from B. Bortles (Bortles-Robinson pass)	8-92, 1:25

### Team Statistics

	Texans	Jaguars
First Downs (Run-Pass-Pen)	16 (9-6-1)	23 (3-18-2)
Total Yards-Plays-Avg.	273-61-4.5	327-73-4.5
Rushing Yards-Attempts-Avg.	181-33-5.5	80-22-3.6
Net Yards Passing (Sacked-Yds)	92 (1-7)	247 (2-18)
Att-Comp-Int	27-14-0	49-32-1
Third Down Conversions (%)	7-15 (47%)	10-17 (59%)
Fourth Down Conversions (%)	0-1 (0%)	0-1 (0%)
Punts-Avg.	3-46.0	3-38.3
Fumbles-Lost	0-0	2-1
Penalties-Yards	4-89	4-48
Time of Possession	27:50	32:10

### Individual Statistics

**Texans Rushing:** L. Miller 15-83, A. Hunt 8-52, A. Blue 7-23, B. Osweiler 3-23  
**Jaguars Rushing:** T. Yeldon 9-32, C. Ivory 9-31, B. Bortles 3-11, M. Lee 1-6

**Texans Passing:** B. Osweiler 14-27-99 (2 TDs)  
**Jaguars Passing:** B. Bortles 32-49-265 (2 TDs, 1 INT)

**Texans Receiving:** D. Hopkins 5-48, C. Fiedorowicz 3-26, R. Griffin 3-7, B. Miller 1-10, S. Anderson 1-7, A. Hunt 1-1  
**Jaguars Receiving:** A. Robinson 9-107, J. Thomas 6-24, M. Lee 4-50, B. Koyack 3-35, T. Yeldon 3-27, A. Hurns 2-13, C. Ivory 2-10

**Sacks: Texans** 2.0 (J. Simon 1.0, D. Reader 1.0)  
**Sacks: Jaguars** 1.0 (Aaron Colvin)

**Interceptions: Texans** 1 (K Jackson)  
**Interceptions: Jaguars** None

**Paid Attendance:** 62,091 **Time:** 3:00 **Temperature:** 69 degrees



## WEEK 11 AT DETROIT

Nov. 20, 2016 at Ford Field

	1	2	3	4	OT	Final
JACKSONVILLE JAGUARS (2-8)	3	6	10	0	-	19
DETROIT LIONS (6-4)	0	9	7	10	-	26

In a close game that saw five turnovers, five lead changes and two return-touchdowns, the Jaguars led 19-16 at the end of the third quarter before Detroit's 10-point fourth quarter gave the home team a 26-19 win. A turnover set up the first score when **Andre Roberts** muffed a first-quarter punt and Jacksonville took over at the Detroit 11. From there **Jason Myers'** 27-yard field goal opened the scoring, but the Jaguars lost possession on their next drive when **Chris Ivory** fumbled. Detroit was forced to punt, just as the Jaguars did on the ensuing possession, but Roberts' 55-yard punt return for a touchdown got the Lions on the scoreboard midway through the 2nd quarter. On a day on which 12 PATS were missed around the league, **Matt Prater** had his first PAT attempt partially blocked so the score held at 6-3. Jacksonville took a 9-6 lead—with Myers missing his PAT—when **Blake Bortles** hit **Allen Robinson** with a three-yard scoring pass with 2:45 left in the second quarter. The Lions responded with a 10-play, 67-yard drive to set up Prater's 27-yard field goal, knotting the score at 9-9 at the half. The second half began ominously for Jacksonville as Bortles' third-down pass was picked off by **Rafael Bush** and returned 39 yards for a pick-six and a 16-9 lead just 58 seconds into the half. The Jaguars came right back, moving 41 yards in seven plays to set up Myers' 52-yard field goal, making it a four-point game at 16-12. After forcing a punt, the Jaguars took the lead back on Bortles' 3-yard touchdown pass to **Marqise Lee**, capping a nine-play, 87-yard drive. Three plays later the Lions lost a **Golden Tate** fumble, but Jacksonville was unable to capitalize. That allowed Detroit to regain the lead at 23-19 when they marched 79 yards, aided by a 61-yard **Matt Stafford** catch-and-run completion to **Eric Ebron** to the Jacksonville 8, setting up Ebron's one-yard scoring run. The Jaguars went three-and-out before the Lions took possession at their own 15 with 8:19 remaining. Detroit methodically marched 60 yards in 15 plays—aided by a fourth-and-2 encroachment penalty while forcing the Jaguars to spend their remaining timeouts—before Prater's 43-yard field goal made it a seven-point game with 22 seconds left. In battling back Bortles threw another interception to end the game.

Team	Q	Scoring Play	Drive / Time
JAX	1	J. Myers 27 yd. Field Goal	4-2, 0:54
DET	2	A. Roberts 55 yd. punt return (kick blocked)	
JAX	2	A. Robinson 3 yd. pass from B. Bortles (kick failed, wr)	7-54, 3:19
DET	2	M. Prater 27 yd. Field Goal	10-67, 2:26
DET	3	R. Bush 39 yd. interception retron (M. Prater kick)	
JAX	3	J. Myers 52 yd. Field Goal	7-41, 4:42
JAX	3	M. Lee 3 yd. pass from B. Bortles (J. Myers kick)	9-87, 4:56
DET	4	E. Ebron 1 yd. run (M. Prater kick)	7-79, 3:21
DET	4	M. Prater 43 yd. Field Goal	15-60, 7:57

### Team Statistics

	Jaguars	Lions
First Downs (Run-Pass-Pen)	16 (1-13-2)	14 (1-12-1)
Total Yards-Plays-Avg.	285-62-4.6	277-57-4.9
Rushing Yards-Attempts-Avg.	83-27-3.1	14-21-0.7
Net Yards Passing (Sacked-Yds)	202 (0-0)	278 (3-15)
Att-Comp-Int	35-22-2	33-24-0
Third Down Conversions (%)	4-14 (29%)	5-14 (36%)
Fourth Down Conversions (%)	0-0 (0%)	0-0 (0%)
Punts-Avg.	6-40.8	6-48.5
Fumbles-Lost	2-1	3-2
Penalties-Yards	4-25	5-32
Time of Possession	32:55	27:05

### Individual Statistics

**Lions Rushing:** T. Riddick 4-13, D. Washington 13-6, E. Ebron 1-1, G. Tate 1-(-6)  
**Jaguars Rushing:** C. Ivory 17-39, D. Robinson 3-21, T. Yeldon 4-16, M. Lee 1-6, B. Bortles 1-3, C. Henne 1-(-2)

**Lions Passing:** M. Stafford 24-33-278  
**Jaguars Passing:** B. Bortles 22-35-202 (2 TDs, 2 INTs)

**Lions Receiving:** T. Riddick 8-70, A. Boldin 6-37, E. Ebron 3-70, G. Tate, 3-27, D. Washington 2-15, A. Roberts 1-44, M. Jones 1-15  
**Jaguars Receiving:** C. Ivory 6-75, M. Lee 4-52, A. Robinson 3-18, J. Thomas 3-12, T. Yeldon 2-16, M. Lewis 2-16, A. Hurns 1-9, D. Robinson 1-4

**Sacks: Lions** None  
**Sacks: Jaguars** 3.0 (M. Jackson 1.0, Y. Ngakoue 1.0, T. Alualu 1.0)

**Interceptions: Lions** 2, Rafael Bush, Tavon Wilson  
**Interceptions: Jaguars** None

**Paid Attendance:** 61,486 **Time:** 3:11 **Temperature:** 68 degrees

# National Football League Game Summary

NFL Copyright © 2016 by The National Football League. All rights reserved. This summary and play-by-play is for the express purpose of assisting media in their coverage of the game; any other use of this material is prohibited without the written permission of the National Football League. Updated: 11/21/2016

Date: Sunday, 11/20/2016

## Jacksonville Jaguars at Detroit Lions

Start Time: 1:02 PM EST

at Ford Field, Detroit

### Game Day Weather

Game Weather: Controlled Climate  
 Played Indoors on Turf: Field Turf

Temp: 68° F (20.0° C) Humidity: 70%,  
 Outdoor Weather: 32 deg F, Winds NW at 16mph, Humidity 63%,

### Officials

Referee: Vinovich, Bill (52)      Umpire: Stritesky, Bruce (102)      Head Linesman: McKinnely, Phil (110)  
 Line Judge: Perlman, Mark (9)      Side Judge: Cavaletto, Gary (60)      Field Judge: Coleman, James  
 Back Judge: Meyer, Greg (78)      Replay Official: Lewis, Darryll ()

### Lineups

Jacksonville Jaguars			Detroit Lions				
Offense		Defense	Offense		Defense		
WR 15	A.Robinson	LEO 91	Y.Ngakoue	WR 15	G.Tate	DE 98	D.Taylor
TE 83	B.Koyack	DT 90	M.Jackson	LT 68	T.Decker	DT 99	K.Thornton
LT 68	K.Beachum	DT 95	A.Jones	LG 60	G.Glasgow	DT 92	H.Ngata
LG 77	P.Omahem	DE 75	J.Odrick	C 64	T.Swanson	DE 94	E.Ansah
C 65	B.Linder	WLB 50	T.Smith	RG 75	L.Warford	S 31	R.Bush
RG 60	A.Cann	MLB 51	P.Posluszny	RT 71	R.Reiff	MLB 59	T.Whitehead
RT 78	J.Parnell	CB 22	A.Colvin	TE 85	E.Ebron	OLB 57	J.Bynes
TE 89	M.Lewis	LCB 21	P.Amukamara	WR 11	M.Jones	CB 23	D.Slay
WR 88	A.Hurns	FS 39	T.Gipson	WR 80	A.Boldin	CB 24	N.Lawson
QB 5	B.Bortles	SS 37	J.Cyprien	QB 9	M.Stafford	SS 32	T.Wilson
RB 24	T.Yeldon	RCB 20	J.Ramsey	RB 25	T.Riddick	FS 27	G.Quin

### Substitutions

K 2 J.Myers, P 3 B.Nortman, QB 7 C.Henne, WR 11 M.Lee, WR 13 R.Greene, RB 16 D.Robinson, WR 17 A.Benn, FS 25 P.Thompson, RB 30 C.Grant, CB 31 D.House, RB 33 C.Ivory, LB 44 M.Jack, LS 46 C.Tinker, S 47 J.Wilson, LB 52 H.Pullard, DE 56 D.Fowler, LB 59 A.Brown, G 64 C.Reed, G 69 T.Shatley, TE 80 J.Thomas, TE 87 N.Sterling, DT 92 S.Day, DE 93 T.Alualu, DT 99 S.Marks

### Substitutions

K 5 M.Prater, P 6 S.Martin, WR 12 A.Roberts, S 26 D.Carey, CB 28 Q.Diggs, CB 29 J.Bademosi, RB 34 Z.Zenner, S 35 M.Killebrew, RB 36 D.Washington, DB 39 J.Banks, FB 46 M.Burton, LS 48 D.Muhlbach, LB 50 T.Armbrister, DE 51 B.Copeland, LB 52 A.Williams, DE 61 K.Hyder, DL 69 A.Zettel, T 70 C.Robinson, G 72 L.Tomlinson, TE 82 M.Mulligan, TE 84 C.Harbor, DT 91 A.Robinson, DT 96 S.Charles

### Did Not Play

QB 8 D.Orlovsky

### Did Not Play

### Not Active

QB 10 B.Allen, CB 29 J.Johnson, LB 55 D.Skuta, OL 73 J.Poutasi, WR 81 B.Walters, DT 94 R.Ash, DE 98 C.Smith

### Not Active

WR 10 C.Fuller, RB 30 J.Forsett, CB 38 A.Barnes, LB 54 D.Levy, OL 66 J.Dahl, T 77 C.Lucas, DT 93 T.Walker

### Field Goals (made ( ) & missed)

Player	Made	Missed	1	2	3	4	OT	Total
J.Myers	(27)	(52)						
M.Prater					(27)	(43)		
VISITOR: Jacksonville Jaguars	3	6	10	0	0	19		
HOME: Detroit Lions	0	9	7	10	0	26		

### Scoring Plays

Team	Qtr	Time	Play Description (Extra Point) (Drive Info)	Visitor	Home
Jaguars	1	1:36	J.Myers 27 yd. Field Goal (4-2, 0:54)	3	0
Lions	2	11:13	A.Roberts 55 yd. punt return (kick blocked)	3	6
Jaguars	2	2:45	A.Robinson 3 yd. pass from B.Bortles (kick failed, wr) (7-54, 3:19)	9	6
Lions	2	0:19	M.Prater 27 yd. Field Goal (10-67, 2:26)	9	9
Lions	3	14:02	R.Bush 39 yd. interception return (M.Prater kick)	9	16
Jaguars	3	9:20	J.Myers 52 yd. Field Goal (7-41, 4:42)	12	16
Jaguars	3	2:10	M.Lee 3 yd. pass from B.Bortles (J.Myers kick) (9-87, 4:56)	19	16
Lions	4	10:03	E.Ebron 1 yd. run (M.Prater kick) (7-79, 3:21)	19	23
Lions	4	0:22	M.Prater 43 yd. Field Goal (15-60, 7:57)	19	26

# National Football League Game Summary

NFL Copyright © 2016 by The National Football League. All rights reserved. This summary and play-by-play is for the express purpose of assisting media in their coverage of the game; any other use of this material is prohibited without the written permission of the National Football League.

Updated: 11/21/2016

---

Paid Attendance: 61,486

Time: 3:11





Jacksonville Jaguars vs Detroit Lions

11/20/2016 at Ford Field

**Final Individual Statistics**

T.Wilson	0	0	1	-2	0	0	0	0	0	0
G.Quin	0	0	0	0	0	1	0	0	0	0
Total	3	2	1	-2	0	1	1	0	0	0

## Final Team Statistics

	Visitor Jaguars	Home Lions
<b>TOTAL FIRST DOWNS</b>	16	14
By Rushing	1	1
By Passing	13	12
By Penalty	2	1
<b>THIRD DOWN EFFICIENCY</b>	4-14-29%	5-14-36%
<b>FOURTH DOWN EFFICIENCY</b>	0-0-0%	0-0-0%
<b>TOTAL NET YARDS</b>	285	277
Total Offensive Plays (inc. times thrown passing)	62	57
Average gain per offensive play	4.6	4.9
<b>NET YARDS RUSHING</b>	83	14
Total Rushing Plays	27	21
Average gain per rushing play	3.1	0.7
Tackles for a loss-number and yards	3-9	8-21
<b>NET YARDS PASSING</b>	202	263
Times thrown - yards lost attempting to pass	0-0	3-15
Gross yards passing	202	278
<b>PASS ATTEMPTS-COMPLETIONS-HAD INTERCEPTED</b>	35-22-2	33-24-0
Avg gain per pass play (inc.# thrown passing)	5.8	7.3
<b>KICKOFFS Number-In End Zone-Touchbacks</b>	5-5-5	6-5-5
<b>PUNTS Number and Average</b>	6-40.8	6-48.5
Had Blocked	0	0
<b>FGs - PATs Had Blocked</b>	0-0	0-1
<b>Net Punting Average</b>	31.7	48.0
<b>TOTAL RETURN YARDAGE (Not Including Kickoffs)</b>	3	99
No. and Yards Punt Returns	2-3	2-55
No. and Yards Kickoff Returns	1-42	0-0
No. and Yards Interception Returns	0-0	2-44
<b>PENALTIES Number and Yards</b>	4-25	5-32
<b>FUMBLES Number and Lost</b>	2-1	3-2
<b>TOUCHDOWNS</b>	2	3
Rushing	0	1
Passing	2	0
Interceptions	0	1
Punt Returns	0	1
<b>EXTRA POINTS Made-Attempts</b>	1-2	2-3
Kicking Made-Attempts	1-2	2-3
<b>FIELD GOALS Made-Attempts</b>	2-2	2-2
<b>RED ZONE EFFICIENCY</b>	2-3-67%	1-2-50%
<b>GOAL TO GO EFFICIENCY</b>	2-2-100%	1-1-100%
<b>SAFETIES</b>	0	0
<b>FINAL SCORE</b>	19	26
<b>TIME OF POSSESSION</b>	32:55	27:05

Jacksonville Jaguars vs Detroit Lions

11/20/2016 at Ford Field

# Ball Possession And Drive Chart

## Jacksonville Jaguars

#	Time Recd	Time Lost	Time Poss	How Ball Obtained	Drive Began	# Play	Yds Gain	Yds Pen	Net Yds	1st Down	Last Scrm	How Given Up
1	11:21	6:20	5:01	Punt	JAX 13	8	47	-5	42	2	DET 45	Punt
2	5:32	2:30	3:02	Punt	JAX 42	4	15	-5	10	1	DET 48	Punt
3	2:30	1:36	0:54	Muffed Punt	DET 11	4	2	0	2	0	* DET 9	Field Goal
4	14:52	13:25	1:27	Punt	JAX 34	4	26	0	26	1	DET 48	Fumble
5	12:23	11:13	1:10	Punt	JAX 6	3	2	0	2	0	JAX 8	Punt
6	11:13	8:21	2:52	Kickoff	JAX 25	5	18	0	18	1	JAX 43	Punt
7	6:04	2:45	3:19	Punt	JAX 46	7	50	4	54	4	* DET 3	Touchdown
8	0:19	0:00	0:19	Kickoff	JAX 25	1	-2	0	-2	0	JAX 25	End of Half
9	15:00	14:02	0:58	Kickoff	JAX 25	3	3	0	3	0	JAX 28	Interception
10	14:02	9:20	4:42	Kickoff	JAX 25	7	29	12	41	2	DET 34	Field Goal
11	7:06	2:10	4:56	Punt	JAX 13	9	87	0	87	5	* DET 3	Touchdown
12	0:35	13:24	2:11	Fumble	JAX 34	3	9	0	9	0	JAX 43	Punt
13	10:03	8:19	1:44	Kickoff	JAX 44	3	-1	0	-1	0	JAX 43	Punt
14	0:22	0:02	0:20	Kickoff	JAX 25	3	0	0	0	0	JAX 25	Interception

(446) Average JAX 32

## Detroit Lions

#	Time Recd	Time Lost	Time Poss	How Ball Obtained	Drive Began	# Play	Yds Gain	Yds Pen	Net Yds	1st Down	Last Scrm	How Given Up
1	15:00	11:21	3:39	Kickoff	DET 25	6	19	-5	14	1	DET 39	Punt
2	6:20	5:32	0:48	Punt	DET 15	3	-2	0	-2	0	DET 13	Punt
3	1:36	14:52	1:44	Kickoff	DET 25	3	3	0	3	0	DET 28	Punt
4	13:25	12:23	1:02	Fumble	DET 36	3	-3	0	-3	0	DET 33	Punt
5	8:21	6:04	2:17	Punt	DET 3	3	3	-1	2	0	DET 5	Punt
6	2:45	0:19	2:26	Kickoff	DET 25	10	67	0	67	4	* JAX 8	Field Goal
7	9:20	7:06	2:14	Kickoff	DET 25	5	16	0	16	1	DET 41	Punt
8	2:10	0:35	1:35	Kickoff	DET 25	3	41	0	41	1	JAX 28	Fumble
9	13:24	10:03	3:21	Punt	DET 21	7	79	0	79	3	* JAX 1	Touchdown
10	8:19	0:22	7:57	Punt	DET 15	15	55	5	60	4	JAX 25	Field Goal
11	0:02	0:00	0:02	Interception	JAX 35	1	-1	0	-1	0	JAX 35	End of Game

(280) Average DET 25

\* inside opponent's 20

### Time of Possession by Quarter

Visitor	Home	1st	2nd	3rd	4th	OT	Total
Jacksonville Jaguars	Detroit Lions	8:57	9:07	11:11	3:40		32:55
Detroit Lions	Jacksonville Jaguars	6:03	5:53	3:49	11:20		27:05

### Kickoff Drive No.-Start Average

Jaguars: 6 - JAX 28      Lions: 5 - DET 25

Jacksonville Jaguars vs Detroit Lions  
11/20/2016 at Ford Field

# Final Defensive Statistics

Jacksonville Jaguars	Regular Defensive Plays											Special Teams					Misc			
	TKL	AST	COMB	SK	/ YDS	TFL	Q	IN	PD	FF	FR	TKL	AST	FF	FR	BL	TKL	AST	FF	FR
T.Smith	7	1	8	0	0	1	1	0	0	0	1	0	0	0	0	0	0	0	0	0
J.Cyprien	5	2	7	0	0	2	0	0	0	0	0	0	0	0	0	0	0	0	0	0
J.Ramsey	5	1	6	0	0	0	0	0	0	0	0	0	0	0	0	0	0	0	0	0
P.Posluszny	5	1	6	0	0	1	0	0	0	0	0	0	0	0	0	0	0	0	0	0
A.Jones	4	1	5	0	0	1	0	0	1	0	0	0	0	0	0	0	0	0	0	0
J.Odrick	3	0	3	0	0	0	0	0	1	1	0	0	0	0	0	0	0	0	0	0
M.Jack	2	1	3	0	0	1	0	0	0	0	0	0	0	0	0	0	0	0	0	0
A.Colvin	2	0	2	0	0	0	0	0	0	0	0	0	0	0	0	0	0	0	0	0
T.Alualu	1	1	2	1	6	1	1	0	0	0	0	0	0	0	0	0	0	0	0	0
M.Jackson	1	1	2	1	4	1	1	0	0	0	0	0	0	0	0	0	0	0	0	0
P.Thompson	1	1	2	0	0	0	0	0	0	0	0	0	0	0	0	0	0	0	0	0
Y.Ngakoue	1	0	1	1	5	1	1	0	0	0	0	0	0	0	0	0	0	0	0	0
S.Marks	1	0	1	0	0	0	0	0	0	0	0	0	0	0	1	0	0	0	0	0
D.Fowler	1	0	1	0	0	1	0	0	0	0	0	0	0	0	0	0	0	0	0	0
P.Amukamara	1	0	1	0	0	0	0	0	0	0	0	0	0	0	0	0	0	0	0	0
T.Gipson	1	0	1	0	0	0	0	0	0	0	0	0	0	0	0	0	0	0	0	0
B.Koyack	0	0	0	0	0	0	0	0	0	0	0	0	0	1	0	0	0	0	0	0
J.Thomas	0	0	0	0	0	0	0	0	0	0	0	0	0	0	0	2	0	1	0	0
<b>Total</b>	<b>41</b>	<b>10</b>	<b>51</b>	<b>3</b>	<b>15</b>	<b>10</b>	<b>4</b>	<b>0</b>	<b>2</b>	<b>1</b>	<b>1</b>	<b>0</b>	<b>0</b>	<b>0</b>	<b>1</b>	<b>1</b>	<b>2</b>	<b>0</b>	<b>1</b>	<b>0</b>

TKL = Tackle AST = Assist COMB = Combined QH=QB Hit IN = Interception PD = Pass Defense FF = Forced Fumble FR = Fumble Recovery

Detroit Lions	Regular Defensive Plays											Special Teams					Misc			
	TKL	AST	COMB	SK	/ YDS	TFL	QH	IN	PD	FF	FR	TKL	AST	FF	FR	BL	TKL	AST	FF	FR
T.Wilson	5	0	5	0	0	0	0	1	1	0	1	0	0	0	0	0	0	0	0	0
M.Killebrew	4	1	5	0	0	0	0	0	0	0	0	0	0	0	0	0	0	0	0	0
E.Ansah	3	1	4	0	0	0	4	0	0	0	0	0	0	0	0	0	0	0	0	0
N.Lawson	3	0	3	0	0	0	0	0	2	0	0	0	0	0	0	0	0	0	0	0
D.Slay	3	0	3	0	0	0	0	0	1	0	0	0	0	0	0	0	0	0	0	0
A.Williams	3	0	3	0	0	0	0	0	0	0	1	1	0	0	0	0	0	0	0	0
Q.Diggs	3	0	3	0	0	0	0	0	0	0	0	0	0	0	0	0	0	0	0	0
H.Ngata	2	1	3	0	0	0	1	0	0	0	0	0	0	0	0	0	0	0	0	0
R.Bush	2	1	3	0	0	1	0	1	1	0	0	1	0	0	0	0	0	0	0	0
T.Whitehead	2	1	3	0	0	0	0	0	0	0	0	0	0	0	0	0	0	0	0	0
K.Hyder	2	1	3	0	0	1	0	0	0	0	0	0	0	0	0	0	0	0	0	0
G.Quin	2	0	2	0	0	0	0	0	0	1	0	0	0	0	0	0	0	0	0	0
D.Taylor	2	0	2	0	0	0	0	0	0	0	0	0	0	0	0	0	0	0	0	0
A.Robinson	2	0	2	0	0	1	0	0	0	0	0	0	0	0	0	0	0	0	0	0
J.Banks	2	0	2	0	0	0	0	0	0	0	0	0	0	0	0	0	0	0	0	0
A.Zettel	1	1	2	0	0	0	0	0	0	0	0	0	0	0	0	0	0	0	0	0
S.Charles	1	1	2	0	0	1	0	0	0	0	0	0	0	0	0	0	0	0	0	0
D.Carey	0	0	0	0	0	0	0	0	0	0	0	1	0	0	0	0	0	0	0	0
T.Decker	0	0	0	0	0	0	0	0	0	0	0	0	0	0	0	1	0	0	0	0
<b>Total</b>	<b>42</b>	<b>8</b>	<b>50</b>	<b>0</b>	<b>0</b>	<b>4</b>	<b>5</b>	<b>2</b>	<b>5</b>	<b>1</b>	<b>2</b>	<b>3</b>	<b>0</b>	<b>0</b>	<b>0</b>	<b>0</b>	<b>1</b>	<b>0</b>	<b>0</b>	<b>0</b>







# First Quarter

11/20/2016

## Play By Play

DET wins toss, elects to Receive, and JAX elects to defend the West goal.

J.Myers kicks 65 yards from JAX 35 to end zone, Touchback.

### Detroit Lions at 15:00

- 1-10-DET 25 (15:00) (Shotgun) M.Stafford pass short right to A.Boldin to DET 32 for 7 yards (J.Ramsey).  
Jacksonville challenged the fumble ruling, and the play was Upheld. The ruling on the field stands. (Timeout #1.)
- 2-3-DET 32 (14:33) (Shotgun) *PENALTY on DET-T.Decker, False Start, 5 yards, enforced at DET 32 - No Play.*
- 2-8-DET 27 (14:33) M.Stafford pass short left to T.Riddick to DET 33 for 6 yards (A.Colvin).
- 3-2-DET 33 (13:47) (Shotgun) M.Stafford pass short right to G.Tate to DET 35 for 2 yards (A.Colvin). P1
- 1-10-DET 35 (13:01) D.Washington up the middle to DET 37 for 2 yards (J.Odrick).
- 2-8-DET 37 (12:21) (Shotgun) M.Stafford pass short left to E.Ebron to DET 39 for 2 yards (T.Smith).
- 3-6-DET 39 (11:34) (Shotgun) M.Stafford pass incomplete short middle to A.Boldin.
- 4-6-DET 39 (11:29) S.Martin punts 48 yards to JAX 13, Center-D.Muhlbach, fair catch by R.Greene.

### Jacksonville Jaguars at 11:21

- 1-10-JAX 13 (11:21) T.Yeldon left tackle to JAX 20 for 7 yards (D.Taylor).
- 2-3-JAX 20 (10:51) (Shotgun) B.Bortles pass short left to M.Lewis pushed ob at JAX 35 for 15 yards (G.Quin). P1
- 1-10-JAX 35 (10:23) T.Yeldon left tackle to JAX 35 for no gain (H.Ngata).
- 2-10-JAX 35 (9:50) T.Yeldon right end to JAX 42 for 7 yards (R.Bush).
- 3-3-JAX 42 (9:05) (Shotgun) B.Bortles pass short middle to T.Yeldon to DET 44 for 14 yards (T.Whitehead). P2
- 1-10-DET 44 (8:18) (Shotgun) *PENALTY on JAX-B.Bortles, False Start, 5 yards, enforced at DET 44 - No Play.*
- 1-15-DET 49 (8:05) (Shotgun) C.Ivory left tackle to DET 48 for 1 yard (K.Hyder).  
*Penalty on JAX-J.Parnell, Illegal Formation, declined.*
- 2-14-DET 48 (7:53) (Shotgun) B.Bortles pass short left to M.Lewis to DET 47 for 1 yard (N.Lawson).
- 3-13-DET 47 (7:09) (Shotgun) B.Bortles pass short left to T.Yeldon to DET 45 for 2 yards (M.Killebrew, H.Ngata).
- 4-11-DET 45 (6:29) B.Nortman punts 30 yards to DET 15, Center-C.Tinker, fair catch by A.Roberts.

### Detroit Lions at 6:20

- 1-10-DET 15 (6:20) (Shotgun) M.Stafford pass incomplete short right to A.Boldin (J.Odrick).
- 2-10-DET 15 (6:16) (No Huddle, Shotgun) T.Riddick right end to DET 13 for -2 yards (A.Jones).
- 3-12-DET 13 (5:48) (No Huddle, Shotgun) M.Stafford pass incomplete short right to E.Ebron.
- 4-12-DET 13 (5:40) S.Martin punts 45 yards to JAX 42, Center-D.Muhlbach, fair catch by R.Greene.

### Jacksonville Jaguars at 5:32

- 1-10-JAX 42 (5:32) (Shotgun) B.Bortles pass short left to A.Robinson to DET 47 for 11 yards (Q.Diggs). P3
- 1-10-DET 47 (5:03) (Shotgun) C.Ivory up the middle to DET 43 for 4 yards (T.Wilson).
- 2-6-DET 43 (4:21) (Shotgun) C.Ivory right end to DET 46 for -3 yards (A.Robinson).
- 3-9-DET 46 (3:42) (Shotgun) *PENALTY on JAX-J.Parnell, False Start, 5 yards, enforced at DET 46 - No Play.*
- 3-14-JAX 49 (3:28) (Shotgun) B.Bortles scrambles left end to DET 48 for 3 yards (E.Ansah; M.Killebrew).
- 4-11-DET 48 (2:45) B.Nortman punts 36 yards to DET 12, Center-C.Tinker. A.Roberts MUFFS catch, touched at DET 12, RECOVERED by JAX-B.Koyack at DET 11. B.Koyack to DET 11 for no gain (A.Williams).

### Jacksonville Jaguars at 2:30

- 1-10-DET 11 (2:30) (Shotgun) B.Bortles pass incomplete short right to J.Thomas.
- 2-10-DET 11 (2:25) (Shotgun) T.Yeldon up the middle to DET 9 for 2 yards (A.Zettel; S.Charles).
- 3-8-DET 9 (1:47) (Shotgun) B.Bortles pass incomplete short middle to T.Yeldon [E.Ansah].
- 4-8-DET 9 (1:39) **J.Myers 27 yard field goal is GOOD, Center-C.Tinker, Holder-B.Nortman.**

**JAX 3 DET 0, 4 plays, 2 yards, 0:54 drive, 13:24 elapsed**

J.Myers kicks 65 yards from JAX 35 to end zone, Touchback.

### Detroit Lions at 1:36

- 1-10-DET 25 (1:36) C.Robinson reported in as eligible. D.Washington left end pushed ob at DET 27 for 2 yards (T.Smith).
- 2-8-DET 27 (:55) (Shotgun) M.Stafford sacked at DET 21 for -6 yards (T.Alualu).
- 3-14-DET 21 (:11) (Shotgun) M.Stafford pass short left to D.Washington pushed ob at DET 28 for 7 yards (M.Jackson; J.Ramsey).

### END OF QUARTER

	Score	Time Poss	First Downs				Efficiencies	
			R	P	X	T	3 Down	4 Down
Jacksonville Jaguars	3	8:57	0	3	0	3	1/4	0/0
Detroit Lions	0	6:03	0	1	0	1	1/4	0/0

## Second Quarter

11/20/2016

## Play By Play

Detroit Lions continued.

4-7-DET 28 (15:00) S.Martin punts 39 yards to JAX 33, Center-D.Muhlbach. R.Greene MUFFS catch, ball out of bounds at JAX 34.

## Jacksonville Jaguars at 14:52

1-10-JAX 34 (14:52) (Shotgun) B.Bortles pass incomplete deep right to A.Robinson (D.Slay).

2-10-JAX 34 (14:43) M.Lee right end pushed ob at JAX 40 for 6 yards (A.Williams).

3-4-JAX 40 (14:10) (Shotgun) B.Bortles pass short middle to M.Lee to DET 48 for 12 yards (M.Killebrew). P4

1-10-DET 48 (13:34) (Shotgun) C.Ivory up the middle to DET 40 for 8 yards (G.Quin). FUMBLES (G.Quin), RECOVERED by DET-A.Williams at DET 38. A.Williams to DET 38 for no gain (J.Thomas). FUMBLES (J.Thomas), recovered by DET-T.Wilson at DET 38. T.Wilson to DET 36 for -2 yards (J.Thomas).

## Detroit Lions at 13:25

1-10-DET 36 (13:25) D.Washington right tackle to DET 33 for -3 yards (D.Fowler).

2-13-DET 33 (12:43) (Shotgun) M.Stafford pass incomplete deep middle to E.Ebron.

3-13-DET 33 (12:38) (Shotgun) M.Stafford pass deep middle to G.Tate to 50 for 17 yards (P.Amukamara) [T.Smith]. Jacksonville challenged the pass completion ruling, and the play was REVERSED.

(Shotgun) M.Stafford pass incomplete deep middle to G.Tate [T.Smith].

4-13-DET 33 (12:34) S.Martin punts 61 yards to JAX 6, Center-D.Muhlbach, downed by DET-D.Carey.

## Jacksonville Jaguars at 12:23

1-10-JAX 6 (12:23) C.Ivory up the middle to JAX 8 for 2 yards (A.Zettel).

2-8-JAX 8 (11:42) (Shotgun) B.Bortles pass incomplete short middle to B.Koyack.

3-8-JAX 8 (11:37) (Shotgun) B.Bortles pass incomplete short left to M.Lee (N.Lawson).

4-8-JAX 8 (11:31) **B.Nortman punts 47 yards to DET 45, Center-C.Tinker. A.Roberts for 55 yards, TOUCHDOWN.**

## Detroit Lions at 11:13

M.Prater extra point is Blocked (S.Marks), Center-D.Muhlbach, Holder-S.Martin.

JAX 3 DET 6, 0 plays, 55 yards, 0:00 drive, 3:47 elapsed

S.Martin kicks 65 yards from DET 35 to end zone, Touchback.

## Jacksonville Jaguars at 11:13

1-10-JAX 25 (11:13) (Shotgun) C.Ivory up the middle to JAX 27 for 2 yards (A.Williams).

2-8-JAX 27 (10:41) (Shotgun) B.Bortles pass short right to M.Lee to JAX 35 for 8 yards (T.Wilson). P5

1-10-JAX 35 (10:02) (Shotgun) B.Bortles pass short right to C.Ivory to JAX 35 for no gain (N.Lawson).

2-10-JAX 35 (9:21) (Shotgun) B.Bortles pass incomplete deep right to A.Robinson.

3-10-JAX 35 (9:13) (Shotgun) B.Bortles pass short right to C.Ivory to JAX 43 for 8 yards (M.Killebrew).

4-2-JAX 43 (8:33) B.Nortman punts 54 yards to DET 3, Center-C.Tinker, downed by JAX-C.Grant.

## Detroit Lions at 8:21

1-10-DET 3 (8:21) (Shotgun) *PENALTY on DET-G.Glasgow, False Start, 1 yard, enforced at DET 3 - No Play.*

1-11-DET 2 (8:21) (Shotgun) M.Stafford pass short left to A.Boldin to DET 6 for 4 yards (J.Ramsey).

2-7-DET 6 (7:47) (Shotgun) D.Washington left tackle to DET 9 for 3 yards (P.Posluszny).

3-4-DET 9 (7:01) (Shotgun) M.Stafford sacked at DET 5 for -4 yards (M.Jackson).

4-8-DET 5 (6:17) S.Martin punts 52 yards to JAX 43, Center-D.Muhlbach. R.Greene to JAX 46 for 3 yards (D.Carey).

## Jacksonville Jaguars at 6:04

1-10-JAX 46 (6:04) C.Ivory right end pushed ob at JAX 48 for 2 yards (D.Taylor).

2-8-JAX 48 (5:37) B.Bortles pass short left to C.Ivory pushed ob at DET 30 for 22 yards (D.Slay) [E.Ansah]. P6

1-10-DET 30 (5:04) (Shotgun) B.Bortles pass incomplete deep left to A.Robinson.

2-10-DET 30 (4:59) (Shotgun) C.Ivory left end to DET 28 for 2 yards (E.Ansah).

3-8-DET 28 (4:13) (Shotgun) B.Bortles pass short middle to C.Ivory to DET 14 for 14 yards (Q.Diggs) [E.Ansah]. P7

1-10-DET 14 (3:35) (Shotgun) C.Ivory up the middle to DET 7 for 7 yards (T.Whitehead).

2-3-DET 7 (2:55) B.Bortles pass incomplete short right to A.Robinson.

*PENALTY on DET-D.Slay, Defensive Holding, 4 yards, enforced at DET 7 - No Play.* X81-3-DET 3 (2:49) **B.Bortles pass short middle to A.Robinson for 3 yards, TOUCHDOWN [H.Ngata].** P9

J.Myers extra point is No Good, Wide Right, Center-C.Tinker, Holder-B.Nortman.

JAX 9 DET 6, 7 plays, 54 yards, 1 penalty, 3:19 drive, 12:15 elapsed

J.Myers kicks 65 yards from JAX 35 to end zone, Touchback.

## Detroit Lions at 2:45

**Jacksonville Jaguars vs Detroit Lions at Ford Field**

1-10-DET 25 (2:45) (Shotgun) M.Stafford pass short left to T.Riddick to DET 39 for 14 yards (J.Cyprien). P2

1-10-DET 39 (2:16) (No Huddle, Shotgun) M.Stafford pass short right to G.Tate to JAX 49 for 12 yards (J.Ramsey). P3

Two-Minute Warning

1-10-JAX 49 (2:00) (Shotgun) M.Stafford pass short right to T.Riddick pushed ob at JAX 37 for 12 yards (J.Cyprien). P4

1-10-JAX 37 (1:53) (Shotgun) M.Stafford pass incomplete deep right to M.Jones.

2-10-JAX 37 (1:48) (Shotgun) M.Stafford pass short middle to A.Boldin to JAX 29 for 8 yards (P.Posluszny).

3-2-JAX 29 (1:23) (No Huddle, Shotgun) M.Stafford pass short middle to M.Jones to JAX 14 for 15 yards (P.Amukamara). P5

1-10-JAX 14 (:44) (Shotgun) M.Stafford pass short left to T.Riddick to JAX 9 for 5 yards (P.Posluszny).

Timeout #1 by DET at 00:36.

2-5-JAX 9 (:36) (Shotgun) M.Stafford pass incomplete short left to T.Riddick.

3-5-JAX 9 (:31) (Shotgun) M.Stafford scrambles up the middle to JAX 8 for 1 yard (S.Marks).

Timeout #2 by DET at 00:23.

4-4-JAX 8 (:23) **M.Prater 27 yard field goal is GOOD, Center-D.Muhlbach, Holder-S.Martin.**

<b>JAX 9 DET 9, 10 plays, 67 yards, 2:26 drive, 14:41 elapsed</b>
---

S.Martin kicks 65 yards from DET 35 to end zone, Touchback.

**Jacksonville Jaguars at 0:19**

1-10-JAX 25 (:19) C.Henne kneels to JAX 23 for -2 yards.

**END OF QUARTER**

	Score	Time Poss	First Downs				Efficiencies	
			R	P	X	T	3 Down	4 Down
<b>Jacksonville Jaguars</b>	<b>9</b>	<b>9:07</b>	<b>0</b>	<b>5</b>	<b>1</b>	<b>6</b>	<b>2/4</b>	<b>0/0</b>
<b>Detroit Lions</b>	<b>9</b>	<b>5:53</b>	<b>0</b>	<b>4</b>	<b>0</b>	<b>4</b>	<b>1/4</b>	<b>0/0</b>

## Third Quarter

11/20/2016

## Play By Play

JAX elects to Receive, and DET elects to defend the West goal.

S.Martin kicks 65 yards from DET 35 to end zone, Touchback.

## Jacksonville Jaguars at 15:00

1-10-JAX 25 (15:00) (Shotgun) C.Ivory up the middle to JAX 28 for 3 yards (E.Ansah).

2-7-JAX 28 (14:21) (Shotgun) B.Bortles pass incomplete deep left to A.Hurns.

3-7-JAX 28 **(14:16) (Shotgun) B.Bortles pass short right intended for M.Lee INTERCEPTED by R.Bush (N.Lawson) at JAX 39. R.Bush for 39 yards, TOUCHDOWN.**

## Detroit Lions at 14:02

M.Prater extra point is GOOD, Center-D.Muhlbach, Holder-S.Martin.

**JAX 9 DET 16, 0 plays, 39 yards, 0:00 drive , 0:58 elapsed**

S.Martin kicks 65 yards from DET 35 to end zone, Touchback.

## Jacksonville Jaguars at 14:02

1-10-JAX 25 (14:02) (Shotgun) B.Bortles pass incomplete deep right to A.Robinson (D.Slay) [S.Charles].

*PENALTY on DET-D.Slay, Defensive Pass Interference, 17 yards, enforced at JAX 25 - No Play.*

X10

1-10-JAX 42 (13:56) C.Ivory right tackle to JAX 46 for 4 yards (K.Hyder).

*PENALTY on DET-S.Charles, Defensive Offside, 5 yards, enforced at JAX 42 - No Play.*

1-5-JAX 47 (13:40) (Shotgun) C.Ivory up the middle to DET 49 for 4 yards (T.Whitehead).

*PENALTY on JAX-A.Cann, Offensive Holding, 10 yards, enforced at JAX 47 - No Play.*

1-15-JAX 37 (13:19) (Shotgun) B.Bortles pass short right to D.Robinson to JAX 41 for 4 yards (D.Slay, R.Bush).

2-11-JAX 41 (12:39) (Shotgun) B.Bortles pass short middle to A.Hurns to JAX 50 for 9 yards (T.Wilson).

3-2-JAX 50 (11:59) (Shotgun) B.Bortles pass short left to J.Thomas pushed ob at DET 41 for 9 yards (N.Lawson).

P11

1-10-DET 41 (11:26) C.Ivory right end to DET 40 for 1 yard (Q.Diggs).

2-9-DET 40 (10:46) (Shotgun) D.Robinson up the middle to DET 33 for 7 yards (E.Ansah).

3-2-DET 33 (10:06) (Shotgun) B.Bortles pass short left to J.Thomas to DET 34 for -1 yards (R.Bush).

4-3-DET 34 **(9:25) J.Myers 52 yard field goal is GOOD, Center-C.Tinker, Holder-B.Nortman.**

**JAX 12 DET 16, 7 plays, 41 yards, 2 penalties, 4:42 drive, 5:40 elapsed**

J.Myers kicks 65 yards from JAX 35 to end zone, Touchback.

## Detroit Lions at 9:20

1-10-DET 25 (9:20) D.Washington left end to DET 29 for 4 yards (T.Smith).

2-6-DET 29 (8:53) (No Huddle, Shotgun) M.Stafford pass short left to D.Washington to DET 37 for 8 yards (T.Smith).

P6

1-10-DET 37 (8:25) (No Huddle) D.Washington up the middle to DET 35 for -2 yards (P.Thompson; A.Jones).

2-12-DET 35 (8:00) (No Huddle, Shotgun) M.Stafford pass short middle to A.Boldin to DET 41 for 6 yards (T.Smith; P.Posluszny). JAX-J.Odrick was injured during the play. His return is Questionable.

3-6-DET 41 (7:20) (Shotgun) M.Stafford pass incomplete short right to A.Boldin.

4-6-DET 41 (7:15) S.Martin punts 46 yards to JAX 13, Center-D.Muhlbach, fair catch by R.Greene.

## Jacksonville Jaguars at 7:06

1-10-JAX 13 (7:06) C.Ivory right tackle to JAX 16 for 3 yards (T.Wilson).

2-7-JAX 16 (6:32) (Shotgun) B.Bortles pass short left to C.Ivory to JAX 25 for 9 yards (T.Wilson).

P12

1-10-JAX 25 (5:52) (Shotgun) C.Ivory right end to JAX 31 for 6 yards (J.Banks).

2-4-JAX 31 (5:12) (Shotgun) B.Bortles pass short middle to C.Ivory to DET 47 for 22 yards (J.Banks).

P13

1-10-DET 47 (4:31) (Shotgun) D.Robinson up the middle to DET 42 for 5 yards (A.Williams).

2-5-DET 42 (3:54) (Shotgun) D.Robinson left end to DET 33 for 9 yards (T.Whitehead; K.Hyder).

R14

1-10-DET 33 (3:18) (Shotgun) B.Bortles pass deep left to M.Lee ran ob at DET 4 for 29 yards [E.Ansah].

P15

1-4-DET 4 (2:57) (Shotgun) C.Ivory up the middle to DET 3 for 1 yard (H.Ngata).

2-3-DET 3 **(2:16) (Shotgun) B.Bortles pass short left to M.Lee for 3 yards, TOUCHDOWN.**

P16

J.Myers extra point is GOOD, Center-C.Tinker, Holder-B.Nortman.

**JAX 19 DET 16, 9 plays, 87 yards, 4:56 drive, 12:50 elapsed**

J.Myers kicks 65 yards from JAX 35 to end zone, Touchback.

## Detroit Lions at 2:10

1-10-DET 25 (2:10) D.Washington left end to DET 28 for 3 yards (M.Jack).

2-7-DET 28 (1:30) (Shotgun) M.Stafford pass deep left to A.Roberts to JAX 28 for 44 yards (P.Posluszny).

P7

1-10-JAX 28 (:44) G.Tate left end to JAX 27 for 1 yard (J.Odrick). FUMBLES (J.Odrick), RECOVERED by JAX-T.Smith at JAX 34. T.Smith to JAX 34 for



Jacksonville Jaguars vs Detroit Lions at Ford Field

no gain (T.Decker).

Jacksonville Jaguars at 0:35

1-10-JAX 34 (:35) C.Ivory right end to JAX 40 for 6 yards (A.Robinson).

END OF QUARTER

	Score	Time Poss	First Downs				Efficiencies	
			R	P	X	T	3 Down	4 Down
Jacksonville Jaguars	19	11:11	1	5	1	7	1/3	0/0
Detroit Lions	16	3:49	0	2	0	2	0/1	0/0

## Fourth Quarter

11/20/2016

## Play By Play

Jacksonville Jaguars continued.

- 2-4-JAX 40 (15:00) C.Ivory right end to JAX 39 for -1 yards (K.Hyder).  
 3-5-JAX 39 (14:18) (Shotgun) B.Bortles pass short right to J.Thomas to JAX 43 for 4 yards (M.Killebrew).  
 4-1-JAX 43 (13:32) B.Nortman punts 36 yards to DET 21, Center-C.Tinker, fair catch by A.Roberts.

## Detroit Lions at 13:24

- 1-10-DET 21 (13:24) (Shotgun) M.Stafford pass incomplete short middle to T.Riddick (A.Jones).  
 2-10-DET 21 (13:20) (Shotgun) M.Stafford pass short middle to G.Tate to DET 34 for 13 yards (J.Ramsey). P8  
1-10-DET 34 (12:44) (Shotgun) T.Riddick up the middle to DET 36 for 2 yards (T.Alualu; J.Cyprien).  
 2-8-DET 36 (12:05) (Shotgun) M.Stafford sacked at DET 31 for -5 yards (Y.Ngakoue).  
 3-13-DET 31 (11:23) (Shotgun) M.Stafford pass deep left to E.Ebron pushed ob at JAX 8 for 61 yards (J.Cyprien). P9  
 Timeout #1 by JAX at 10:49.  
1-8-JAX 8 (10:49) (Shotgun) T.Riddick up the middle to JAX 1 for 7 yards (J.Odrick).  
 2-1-JAX 1 (10:08) **E.Ebron right end for 1 yard, TOUCHDOWN.** R10  
 M.Prater extra point is GOOD, Center-D.Muhlbach, Holder-S.Martin.

JAX 19 DET 23, 7 plays, 79 yards, 3:21 drive, 4:57 elapsed

S.Martin kicks 63 yards from DET 35 to JAX 2. M.Lee to JAX 44 for 42 yards (R.Bush). JAX-A.Benn was injured during the play.

## Jacksonville Jaguars at 10:03, (1st play from scrimmage 9:54)

- 1-10-JAX 44 (9:54) (Shotgun) C.Ivory right end to JAX 39 for -5 yards (S.Charles).  
 2-15-JAX 39 (9:13) (Shotgun) B.Bortles pass incomplete short left to J.Thomas.  
 3-15-JAX 39 (9:08) (Shotgun) B.Bortles pass short left to A.Robinson to JAX 43 for 4 yards (D.Slay).  
 4-11-JAX 43 (8:27) B.Nortman punts 42 yards to DET 15, Center-C.Tinker, fair catch by A.Roberts.

## Detroit Lions at 8:19

- 1-10-DET 15 (8:19) D.Washington right tackle to DET 12 for -3 yards (J.Cyprien).  
 2-13-DET 12 (7:38) (Shotgun) M.Stafford pass short middle to T.Riddick to DET 32 for 20 yards (T.Smith). P11  
1-10-DET 32 (6:54) M.Stafford pass short right to E.Ebron to DET 39 for 7 yards (T.Gipson).  
 2-3-DET 39 (6:09) M.Stafford pass short right to T.Riddick to DET 38 for -1 yards (T.Smith).  
 3-4-DET 38 (5:23) (Shotgun) M.Stafford pass short middle to A.Boldin to DET 46 for 8 yards (P.Thompson). P12  
1-10-DET 46 (4:37) D.Washington left end to DET 43 for -3 yards (P.Posluszny).  
 2-13-DET 43 (3:53) (Shotgun) M.Stafford pass short left to T.Riddick to 50 for 7 yards (A.Jones).  
 3-6-50 (3:05) (Shotgun) M.Stafford pass short middle to A.Boldin to JAX 46 for 4 yards (J.Ramsey).  
 4-2-JAX 46 (2:34) (No Huddle) **PENALTY on JAX-S.Marks, Encroachment, 5 yards, enforced at JAX 46 - No Play.** X13  
1-10-JAX 41 (2:34) C.Robinson reported in as eligible. D.Washington up the middle to JAX 38 for 3 yards (A.Jones).  
 Timeout #2 by JAX at 02:30.  
 2-7-JAX 38 (2:30) (Shotgun) D.Washington up the middle to JAX 36 for 2 yards (A.Jones).  
 Timeout #3 by JAX at 02:25.  
 3-5-JAX 36 (2:25) (Shotgun) M.Stafford pass short right to T.Riddick pushed ob at JAX 29 for 7 yards (T.Smith). P14  
1-10-JAX 29 (2:18) C.Robinson reported in as eligible. D.Washington left tackle to JAX 30 for -1 yards (J.Cyprien).

## Two-Minute Warning

- 2-11-JAX 30 (2:00) C.Robinson reported in as eligible. D.Washington right end to JAX 31 for -1 yards (M.Jack).  
 Timeout #1 by DET at 01:13.  
 3-12-JAX 31 (1:13) C.Robinson reported in as eligible. T.Riddick up the middle to JAX 25 for 6 yards (J.Cyprien; M.Jack).  
 Timeout #2 by DET at 00:26.  
 4-6-JAX 25 (:26) **M.Prater 43 yard field goal is GOOD, Center-D.Muhlbach, Holder-S.Martin.**  
*Penalty on JAX-J.Ramsey, Illegal Formation, declined.*

JAX 19 DET 26, 15 plays, 60 yards, 1 penalty, 7:57 drive, 14:38 elapsed

S.Martin kicks 65 yards from DET 35 to end zone, Touchback.

## Jacksonville Jaguars at 0:22

- 1-10-JAX 25 (:22) (Shotgun) B.Bortles pass incomplete deep right to M.Lee.  
 2-10-JAX 25 (:16) (Shotgun) B.Bortles pass incomplete deep left to A.Robinson.  
 3-10-JAX 25 (:08) (Shotgun) B.Bortles pass short middle intended for M.Lee INTERCEPTED by T.Wilson at JAX 40. T.Wilson to JAX 35 for 5 yards.

Jacksonville Jaguars vs Detroit Lions at Ford Field

Detroit Lions at 0:02

1-10-JAX 35 (:02) M.Stafford kneels to JAX 36 for -1 yards.

END OF QUARTER

	Score	Time Poss	First Downs				Efficiencies	
			R	P	X	T	3 Down	4 Down
Jacksonville Jaguars	19	3:40	0	0	0	0	0/3	0/0
Detroit Lions	26	11:20	1	5	1	7	3/5	0/0

# Miscellaneous Statistics Report

Jacksonville Jaguars vs Detroit Lions

11/20/2016 at Ford Field

## Ten Longest Plays for Jacksonville Jaguars

Yards	Qtr	Play Start	Play Description
29	3	1-10-DET 33	(3:18) (Shotgun) B.Bortles pass deep left to M.Lee ran ob at DET 4 for 29 yards [E.Ansah].
22	2	2-8-JAX 48	(5:37) B.Bortles pass short left to C.Ivory pushed ob at DET 30 for 22 yards (D.Slay) [E.Ansah].
22	3	2-4-JAX 31	(5:12) (Shotgun) B.Bortles pass short middle to C.Ivory to DET 47 for 22 yards (J.Banks).
15	1	2-3-JAX 20	(10:51) (Shotgun) B.Bortles pass short left to M.Lewis pushed ob at JAX 35 for 15 yards (G.Quin).
14	1	3-3-JAX 42	(9:05) (Shotgun) B.Bortles pass short middle to T.Yeldon to DET 44 for 14 yards (T.Whitehead).
14	2	3-8-DET 28	(4:13) (Shotgun) B.Bortles pass short middle to C.Ivory to DET 14 for 14 yards (Q.Diggs) [E.Ansah].
12	2	3-4-JAX 40	(14:10) (Shotgun) B.Bortles pass short middle to M.Lee to DET 48 for 12 yards (M.Killebrew).
11	1	1-10-JAX 42	(5:32) (Shotgun) B.Bortles pass short left to A.Robinson to DET 47 for 11 yards (Q.Diggs).
9	3	2-11-JAX 41	(12:39) (Shotgun) B.Bortles pass short middle to A.Hurns to JAX 50 for 9 yards (T.Wilson).
9	3	3-2-JAX 50	(11:59) (Shotgun) B.Bortles pass short left to J.Thomas pushed ob at DET 41 for 9 yards (N.Lawson).

## Ten Longest Plays for Detroit Lions

Yards	Qtr	Play Start	Play Description
61	4	3-13-DET 31	(11:23) (Shotgun) M.Stafford pass deep left to E.Ebron pushed ob at JAX 8 for 61 yards (J.Cyprien).
44	3	2-7-DET 28	(1:30) (Shotgun) M.Stafford pass deep left to A.Roberts to JAX 28 for 44 yards (P.Posluszny).
20	4	2-13-DET 12	(7:38) (Shotgun) M.Stafford pass short middle to T.Riddick to DET 32 for 20 yards (T.Smith).
15	2	3-2-JAX 29	(1:23) (No Huddle, Shotgun) M.Stafford pass short middle to M.Jones to JAX 14 for 15 yards (P.Amukamara).
14	2	1-10-DET 25	(2:45) (Shotgun) M.Stafford pass short left to T.Riddick to DET 39 for 14 yards (J.Cyprien).
13	4	2-10-DET 21	(13:20) (Shotgun) M.Stafford pass short middle to G.Tate to DET 34 for 13 yards (J.Ramsey).
12	2	1-10-DET 39	(2:16) (No Huddle, Shotgun) M.Stafford pass short right to G.Tate to JAX 49 for 12 yards (J.Ramsey).
12	2	1-10-JAX 49	(2:00) (Shotgun) M.Stafford pass short right to T.Riddick pushed ob at JAX 37 for 12 yards (J.Cyprien).
8	2	2-10-JAX 37	(1:48) (Shotgun) M.Stafford pass short middle to A.Boldin to JAX 29 for 8 yards (P.Posluszny).
8	3	2-6-DET 29	(8:53) (No Huddle, Shotgun) M.Stafford pass short left to D.Washington to DET 37 for 8 yards (T.Smith).

## Touchdown Scoring Information

		Offense	Defense	Special Teams
<b>VISITOR</b>	Jacksonville Jaguars	2	0	0
<b>HOME</b>	Detroit Lions	1	1	1

## Player Scoring Information

Club	Player	TD	Rush TD	Rec TD	KO TD	Punt TD	Int TD	Fum TD	Misc TD	FG	XP	2Pt Rush	2Pt Rec	Sfty	Points
JAX	J.Myers	0	0	0	0	0	0	0	0	2	1	0	0	0	7
JAX	A.Robinson	0	0	1	0	0	0	0	0	0	0	0	0	0	6
JAX	M.Lee	0	0	1	0	0	0	0	0	0	0	0	0	0	6
DET	M.Prater	0	0	0	0	0	0	0	0	2	2	0	0	0	8
DET	E.Ebron	0	1	0	0	0	0	0	0	0	0	0	0	0	6
DET	A.Roberts	0	0	0	0	1	0	0	0	0	0	0	0	0	6
DET	R.Bush	0	0	0	0	0	1	0	0	0	0	0	0	0	6

## Possession Detail

	First Half		Second Half		Game	
	Visitor	Home	Visitor	Home	Visitor	Home
Largest Lead	3	3	3	7	3	7
Drives Leading	2	1	1	3	3	4
Time of Possession Leading	2:37	2:17	2:11	10:13	4:48	12:30
Largest Deficit	-3	-3	-7	-3	-7	-3
Drives Trailing	2	3	4	2	6	5
Time of Possession Trailing	6:11	5:12	11:42	4:56	17:53	10:08
Times Score Tied Up		1		0		1
Lead Changes		3		3		6

# Playtime Percentage

*Percent of playtime per player on offense, defense and special teams*

## Jacksonville Jaguars

## Detroit Lions

		Offense	Defense	Special Teams				Offense	Defense	Special Teams	
J Parnell	T	66	100%	4	12%	T Swanson	C	57	100%	5	16%
A Cann	G	66	100%	4	12%	R Reiff	T	57	100%	5	16%
K Beachum	T	66	100%	4	12%	T Decker	T	57	100%	5	16%
B Linder	G	66	100%			M Stafford	QB	57	100%		
B Bortles	QB	65	98%			G Glasgow	C	55	96%	5	16%
A Robinson	WR	62	94%			L Warford	G	53	93%	5	16%
A Hurns	WR	59	89%			M Jones	WR	51	89%		
J Thomas	TE	54	82%			G Tate	WR	47	82%		
C Reed	G	47	71%	4	12%	E Ebron	TE	46	81%		
M Lee	WR	44	67%	6	19%	A Boldin	WR	39	68%		
C Ivory	RB	39	59%			T Riddick	RB	33	58%		
B Koyack	TE	36	55%	22	69%	D Washington	RB	24	42%		
P Oameh	G	19	29%	1	3%	M Mulligan	TE	17	30%	10	31%
D Robinson	RB	17	26%	23	72%	A Roberts	WR	13	23%	11	34%
T Yeldon	RB	11	17%			M Burton	FB	8	14%	5	16%
M Lewis	TE	6	9%			L Tomlinson	G	6	11%	5	16%
A Benn	WR	2	3%	21	66%	C Robinson	T	5	9%	5	16%
C Henne	QB	1	2%			C Harbor	TE	2	4%	16	50%
J Ramsey	CB		57 100%	11	34%	G Quin	FS		66 100%	4	12%
J Cyprien	SS		57 100%	10	31%	T Whitehead	LB		66 100%	4	12%
P Posluszny	LB		57 100%	5	16%	D Slay	CB		65 98%	4	12%
P Amukamara	CB		56 98%	6	19%	T Wilson	SS		51 77%	6	19%
T Smith	LB		56 98%	5	16%	R Bush	SS		45 68%	12	38%
T Gipson	FS		55 96%			N Lawson	CB		45 68%	8	25%
Y Ngakou	DE		41 72%	1	3%	K Hyder	DE		45 68%		
M Jackson	DT		37 65%	3	9%	E Ansah	DE		40 61%		
J Odrick	DE		33 58%	4	12%	D Taylor	DE		39 59%	3	9%
D Fowler	DE		33 58%			Q Diggs	CB		38 58%	8	25%
A Jones	DT		30 53%	9	28%	H Ngata	DT		38 58%	4	12%
P Thompson	FS		29 51%	12	38%	J Bynes	LB		36 55%	10	31%
T Alualu	DE		23 40%	4	12%	S Charles	DT		28 42%	3	9%
S Marks	DT		21 37%	5	16%	K Thornton	DT		26 39%	3	9%
M Jack	LB		13 23%	16	50%	A Robinson	DT		25 38%	3	9%
D House	CB		12 21%	17	53%	A Zettel	DE		24 36%	6	19%
S Day	DT		11 19%	8	25%	J Banks	CB		21 32%	9	28%
A Colvin	CB		4 7%			A Williams	LB		16 24%	20	62%
H Pullard	LB		1 2%	28	88%	M Killebrew	SS		12 18%	24	75%
J Wilson	SS		1 2%	23	72%	B Copeland	DE		1 2%	23	72%
A Brown	LB			26	81%	T Armbrister	LB			27	84%
C Grant	RB			13	41%	J Bademosi	CB			23	72%
N Sterling	WR			12	38%	D Carey	FS			20	62%
T Shatley	G			10	31%	Z Zenner	RB			18	56%
C Tinker	LS			10	31%	S Martin	P			17	53%
B Nortman	P			10	31%	D Muhlbach	LS			11	34%
J Myers	K			9	28%						



R Greene

WR

6 19% M Prater

K

5 16%



# **TEAM GAME-BY-GAME STATISTICS**

**REGULAR SEASON WEEK 12 AT BUFFALO**

JACKSONVILLE JAGUARS 2016 OFFENSE GAME-BY-GAME

Wk.	Date	Opp	FIRST DOWNS			3 <sup>RD</sup>	TOT. OFFENSE			RUSHING			PASSING			PUNTS		PEN. Yards	FUM. Lost	Tot. Pts.	TD	Rn	Ps	Rt	Sfty	PAT	2PT FGs	T.O.P.									
			Tot	Run	Pass		Pen	Down	Yards	Plays	Avg.	Yards	Att.	Avg.	Net	Sacks	Gross												Att./	Cmp./	Int./	Avg.					
1	9/11	vs. G.B.	[L]	20	4	14	2	4/15	348	68	5.1	48	26	1.8	300	3-24	320	39	24	1	62.5	9-79	1-0	23	2	1	1	0	0	2/2	0/0	3/3	31:23				
2	9/18	at S.D.	[L]	20	6	13	1	2/11	388	63	6.2	69	11	6.3	319	2-10	329	50	31	2	44.8	14-93	1-1	14	2	0	2	0	0	2/2	0/0	0/1	25:08				
3	9/25	vs. BAL	[L]	14	1	12	1	6/16	216	63	3.4	48	21	2.3	168	4-26	194	38	24	3	41.5	7-75	0-0	17	2	0	2	0	0	2/2	0/0	1/2	28:54				
4	19/2	vs. IND	[W]	23	7	11	5	3/11	331	65	5.1	136	29	4.7	195	3-12	207	33	19	0	53.8	11-145	1-0	30	3	1	2	0	0	3/3	0/0	3/3	27:21				
5	10/16	at CHI	[W]	20	3	12	5	2/10	317	55	5.8	54	20	2.7	263	2-8	271	33	20	1	55	5-50	2-1	17	2	1	1	0	0	2/2	0/0	1/1	24:13				
6	10/23	vs. OAK	[L]	19	4	11	4	4/13	344	60	5.7	105	16	6.6	239	1-7	246	43	23	2	47.8	13-122	2-1	16	1	0	1	0	0	1/1	0/0	3/3	26:33				
7	10/27	at TEN	[L]	27	3	22	2	6/13	370	67	5.5	48	11	4.4	322	2-15	337	54	33	0	45.8	7-75	2-1	22	3	0	3	0	0	3/3	1/1	0/0	25:35				
9	11/6	at K.C.	[L]	25	6	17	2	5/13	449	75	6	205	32	6.4	244	2-8	252	44	22	1	41.8	5-46	3-3	14	2	0	2	0	0	2/2	0/0	0/1	29:39				
10	11/13	vs. HOU	[L]	23	3	18	2	10/17	327	73	4.5	80	22	3.6	247	2-8	265	49	32	1	38.3	4-48	2-1	21	2	0	2	0	0	2/2	1/1	2/2	32:10				
11	11/20	at DET	[L]	16	1	13	2	4/14	285	62	4.6	83	27	3.1	202	0-0	202	35	22	2	40.8	4-25	2-1	19	2	0	2	0	0	1/2	0/0	2/2	32:55				
12	11/27	at BUF																																			
13	12/4	vs. DEN																																			
14	12/11	vs. MIN																																			
15	12/18	at HOU																																			
16	12/24	vs. TEN																																			
17	1/1	at IND																																			
TOTALS:			207	38	143	26	46/133	3375	651	5.2	876	215	4.1	2499	19-106	2623	418	250	13	46.5	79-748	15-9	193	21	3	18	0	0	20/21	2/2	15/18	27:53					

JACKSONVILLE JAGUARS 2016 DEFENSE GAME-BY-GAME

Wk.	Date	Opp	FIRST DOWNS			3 <sup>RD</sup>	TOT. OFFENSE			RUSHING			PASSING			PUNTS		PEN. Yards	FUM. Lost	Tot. Pts.	TD	Rn	Ps	Rt	Sfty	PAT	2PT FGs	T.O.P.										
			Tot	Run	Pass		Pen	Down	Yards	Plays	Avg.	Yards	Att.	Avg.	Net	Sacks	Gross												Att./	Cmp./	Int./	Avg.						
1	9/11	vs. G.B.	[L]	18	6	10	2	7/14	294	60	4.9	95	25	3.8	199	1-0	199	34	20	0	46	5-24	1-0	27	3	1	2	0	0	3/3	0/0	2/2	28:37					
2	9/18	at S.D.	[L]	25	10	10	5	7/13	357	63	5.7	150	35	4.3	207	3-13	220	25	17	0	43.3	3-23	1-1	38	5	1	4	0	0	5/5	0/0	1/1	34:52					
3	9/25	vs. BAL	[L]	18	3	11	4	5/13	283	64	4.4	84	22	3.8	199	2-15	214	40	29	2	48.6	8-58	2-1	19	1	1	0	0	1/1	0/0	4/4	31:06						
4	19/2	vs. IND	[W]	23	7	11	5	9/17	284	73	3.9	94	25	3.8	190	6-44	234	42	27	1	49.7	7-78	1-0	27	3	1	2	0	0	3/3	0/0	2/2	32:39					
5	10/16	at CHI	[W]	22	5	16	1	7/17	389	77	5.1	92	27	3.4	297	1-5	302	49	30	0	43.5	10-87	1-0	16	1	1	0	0	1/1	0/0	3/3	35:47						
6	10/23	vs. OAK	[L]	21	8	10	3	8/18	344	71	4.8	144	34	4.2	200	0-0	200	37	23	0	54.6	11-117	1-0	33	3	2	1	0	0	3/3	0/0	4/4	33:27					
7	10/27	at TEN	[L]	25	11	12	2	9/15	494	66	7.5	214	43	5	280	0-0	280	23	19	0	38.8	7-54	1-0	36	4	2	2	0	0	3/4	0/0	3/3	34:25					
9	11/6	at K.C.	[L]	10	4	6	0	1/14	231	57	4.1	62	22	2.8	169	2-18	187	33	20	0	50.4	8-75	0-0	19	1	0	1	0	0	1/1	0/0	4/4	30:21					
10	11/13	vs. HOU	[L]	16	9	6	1	7/15	273	61	4.5	181	33	5.5	92	1-7	99	27	14	0	46	4-89	0-0	24	3	0	2	1	0	3/3	0/0	1/3	27:50					
11	11/20	at DET	[L]	14	1	12	1	5/14	277	57	4.9	14	21	0.7	263	3-15	278	33	24	0	48.5	5-32	3-2	26	3	1	0	2	0	2/3	0/0	2/2	27:05					
12	11/27	at BUF																																				
13	12/4	vs. DEN																																				
14	12/11	vs. MIN																																				
15	12/18	at HOU																																				
16	12/24	vs. TEN																																				
17	1/1	at IND																																				
TOTALS:			192	64	104	24	63/150	3226	649	5	1130	287	3.9	2096	19-117	2213	343	223	3	47.2	68-637	7-2	265	27	10	14	3	0	22/24	0/0	26/28	32:07						

JACKSONVILLE JAGUARS 2015 OFFENSE GAME-BY-GAME

Wk.	Date	Opp	FIRST DOWNS			TOT. OFFENSE			RUSHING			PASSING			PUNTS		FUM.			Tot. TD	Rn	Ps	Rt	Sfty	PAT	2PT Fgs	T.O.P.						
			Tot	Run	Pass	Pen	3 <sup>RD</sup>	Down	Yards	Plays	Avg.	Yards	Att.	Avg.	Net	Sacks	Gross	Att./	Cmp./									Int.	Avg.	Yards	Lost	Pts.	
1	9/13	vs. CAR	[L]	18	6	12	0	3/12	265	66	4.0	96	21	4.6	169	5	183	40	22	2	46.2	25	1	9	1	0	1	0	0	0/1	0/0	1/2	25:54
2	9/20	vs. MIA	[W]	19	4	11	4	5/14	396	66	6.0	123	33	3.7	273	0	273	33	18	0	45.3	93	0	23	2	0	2	0	0	2/2	0/0	3/3	30:08
3	9/28	at N.E.	[L]	15	2	12	1	6/12	293	55	5.3	57	20	2.9	236	2	242	33	17	1	48.8	114	0	17	2	0	2	0	0	2/2	0/0	1/1	25:20
4	10/4	at IND	[L]	21	5	15	1	7/18	431	79	5.5	142	28	5.1	289	1	298	50	28	0	38.4	92	0	13	1	0	1	0	0	1/1	0/0	2/4	36:10
5	10/11	at T.B.	[L]	21	3	15	3	2/8	325	56	5.8	55	17	3.2	270	6	303	33	23	1	55.3	12	1	31	4	0	4	0	0	4/4	0/0	1/1	25:19
6	10/18	vs. HOU	[L]	26	4	18	4	5/15	394	77	5.1	83	21	4.0	311	3	331	53	30	3	46.8	64	0	20	3	0	3	0	0	2/3	0/0	0/0	29:58
7	10/25	vs. BUF	[W]	17	6	9	2	5/14	295	63	4.7	120	32	3.8	175	2	182	29	13	1	44.8	66	0	34	5	1	2	2	0	4/5	0/0	0/0	28:38
9	11/8	at NVJ	[L]	19	3	16	0	7/16	436	65	6.7	98	19	5.2	338	6	381	40	24	2	40.6	30	2	23	2	0	2	0	0	2/2	0/0	3/3	29:16
10	11/15	at BAL	[W]	22	6	10	6	4/16	258	70	3.7	90	22	4.1	168	3	188	45	22	1	52.0	30	0	22	2	0	2	0	0	1/1	0/1	3/4	30:32
11	11/19	vs. TEN	[W]	18	3	13	2	4/13	308	58	5.3	90	23	3.9	218	4	242	31	21	1	48.0	88	1	19	1	0	1	0	0	1/1	0/0	4/4	28:25
12	11/29	vs. S.D.	[L]	20	4	15	1	5/15	420	70	6.0	102	19	5.4	318	2	329	49	30	1	41.3	35	0	25	2	0	2	0	0	1/2	0/0	4/4	28:36
13	12/6	at TEN	[L]	20	3	17	3	10/14	383	59	6.5	81	21	3.9	302	2	322	36	24	0	53.3	21	1	39	6	1	5	0	0	3/5	0/1	0/0	26:26
14	12/13	vs. IND	[W]	24	9	12	3	2/9	380	62	6.1	154	29	5.3	226	3	250	30	16	0	45.6	40	2	51	7	2	3	1	0	6/7	0/0	1/1	29:12
15	12/20	vs. ATL	[L]	21	6	14	1	0/8	357	60	6.0	72	20	3.6	285	2	297	38	23	1	42.3	62	0	17	2	1	1	0	0	2/2	0/0	1/1	25:27
16	12/27	at N.O.	[L]	21	4	17	0	6/9	412	52	7.9	65	15	4.3	347	2	368	35	27	2	50.0	55	0	27	4	0	4	0	0	1/1	1/3	0/0	22:07
17	1/3	at HOU	[L]	11	1	9	1	1/12	215	54	4.0	32	14	2.3	183	8	239	32	17	2	5-50.2	7-53	3-2	6	0	0	0	0	0	0/0	0/0	2/2	24:23
<b>TOTALS:</b>				<b>313</b>	<b>69</b>	<b>215</b>	<b>29</b>	<b>72/205</b>	<b>5581</b>	<b>1012</b>	<b>5.5</b>	<b>1473</b>	<b>354</b>	<b>4.16</b>	<b>4108</b>	<b>51</b>	<b>4428</b>	<b>607</b>	<b>355</b>	<b>18</b>	<b>80-46.3</b>	<b>105-880</b>	<b>25-10</b>	<b>376</b>	<b>44</b>	<b>5</b>	<b>35</b>	<b>4</b>	<b>0</b>	<b>32/39</b>	<b>1/5</b>	<b>26/30</b>	<b>27:34</b>

JACKSONVILLE JAGUARS 2015 DEFENSE GAME-BY-GAME

Wk.	Date	Opp	FIRST DOWNS			TOT. OFFENSE			RUSHING			PASSING			PUNTS		FUM.			Tot. TD	Rn	Ps	Rt	Sfty	PAT	2PT Fgs	T.O.P.						
			Tot	Run	Pass	Pen	3 <sup>RD</sup>	Down	Yards	Plays	Avg.	Yards	Att.	Avg.	Net	Sacks	Gross	Att./	Cmp./									Int.	Avg.	Yards	Lost	Pts.	
1	9/13	vs. CAR	[L]	17	6	10	1	8/17	263	68	3.9	105	35	3.0	158	2	175	31	18	1	44.8	22	0-0	20	2	0	1	1	0	2/2	0/0	2/4	34:06
2	9/20	vs. MIA	[W]	17	0	15	2	5/15	386	62	6.2	42	16	2.6	344	2	359	44	30	0	48.2	112	1-0	20	2	0	2	0	0	2/2	0/0	2/3	29:52
3	9/28	at N.E.	[L]	35	12	19	4	11/14	471	76	6.2	125	32	3.9	346	2	358	42	33	0	0.0	30	0-0	51	6	4	2	0	0	6/6	0/0	3/3	34:40
4	10/4	at IND	[L]	22	3	14	5	7/15	326	74	4.4	60	24	2.5	266	3	282	47	30	0	47.8	45	3-2	16	1	0	1	0	0	1/1	0/0	3/3	34:14
5	10/11	at T.B.	[L]	20	8	11	1	5/11	369	61	6.0	183	40	4.6	186	2	209	19	13	0	33.7	72	0-0	38	4	2	1	1	0	3/3	1/1	3/3	34:41
6	10/18	vs. HOU	[L]	24	6	15	3	7/14	382	68	5.6	95	31	3.1	287	1	293	36	24	0	38.8	69	1-0	31	4	0	3	1	0	4/4	0/0	1/1	30:02
7	10/25	vs. BUF	[W]	26	10	13	3	3/12	375	74	5.1	115	28	4.1	260	4	298	42	24	2	49.3	87	4-2	31	3	0	2	1	0	2/2	1/1	3/3	31:22
9	11/8	at NVJ	[L]	14	2	12	0	5/15	290	64	4.5	29	28	1.0	261	2	272	34	21	0	39.0	41	1-0	28	4	2	2	0	0	4/4	0/0	0/0	30:44
10	11/15	at BAL	[W]	22	7	15	0	8/14	397	67	5.9	89	21	4.2	308	1	316	45	34	2	40.4	121	2-2	20	3	0	3	0	0	2/2	0/1	0/1	29:28
11	11/19	vs. TEN	[W]	22	4	13	5	5/13	316	65	4.9	104	26	4.0	212	4	231	35	22	0	45.2	59	1-1	13	1	1	0	0	0	1/1	0/0	2/3	31:35
12	11/29	vs. S.D.	[L]	24	4	19	1	6/14	369	71	5.2	79	26	3.0	290	2	300	43	29	0	41.2	70	0-0	31	4	0	4	0	0	4/4	0/0	1/1	31:24
13	12/6	at TEN	[L]	26	9	13	4	8/13	467	68	6.9	210	35	6.0	257	4	268	29	20	1	44.3	38	1-1	42	6	2	3	1	0	6/6	0/0	0/0	33:34
14	12/13	vs. IND	[W]	17	7	9	1	4/16	322	69	4.7	95	23	4.1	227	3	260	43	20	1	47.9	85	1-1	16	1	0	1	0	0	1/1	0/0	3/3	30:48
15	12/20	vs. ATL	[L]	22	6	13	3	7/14	328	69	4.8	83	33	2.5	245	1	246	35	22	1	39.8	43	0-0	23	2	1	1	0	0	0/0	0/0	3/3	34:33
16	12/27	at N.O.	[L]	29	9	18	2	8/13	537	72	7.5	135	35	3.9	402	1	412	36	25	0	49.5	40	0-0	38	5	2	3	0	0	5/5	0/0	1/3	37:53
17	1/3	at HOU	[L]	25	9	13	3	8/17	402	74	5.4	160	31	5.2	242	2	249	41	25	1	4-47.5	9-55	1-1	30	3	1	1	1	0	3/3	0/0	3/4	35:37
<b>TOTALS:</b>				<b>362</b>	<b>102</b>	<b>222</b>	<b>38</b>	<b>105/227</b>	<b>6000</b>	<b>11-2</b>	<b>5.4</b>	<b>1709</b>	<b>464</b>	<b>3.7</b>	<b>4291</b>	<b>36</b>	<b>4528</b>	<b>602</b>	<b>390</b>	<b>9</b>	<b>72-43.9</b>	<b>114-989</b>	<b>16-9</b>	<b>448</b>	<b>51</b>	<b>15</b>	<b>29</b>	<b>7</b>	<b>0</b>	<b>48/48</b>	<b>2/3</b>	<b>30/38</b>	<b>32:26</b>

## JACKSONVILLE JAGUARS 2014 OFFENSE GAME-BY-GAME

Wk.	Date	Opp	FIRST DOWNS			3 <sup>RD</sup>	TOT. OFFENSE			RUSHING			PASSING			PUNTS		PEN. Yards	FUM. Lost	Tot. Pts.	TD	Rn	Ps	Rt	Sfty	PAT	2PT FGs	T.O.P.					
			Tot	Run	Pass		Pen	Yards	Plays	Avg.	Yards	Att.	Avg.	Net	Sacks	Gross Att./	Cmp./												Int.	Avg.	Yards		
1	9/7	at PHI	[L]	18	2	14	2	2/14	306	71	4.3	64	25	2.6	242	3-24	266	43	24	0	8-46.5	7-55	1-1	17	2	0	2	0	2/2	0/0	1/3	29:14	
2	9/14	at WAS	[L]	8	2	4	2	3/13	148	48	3.1	25	10	2.5	123	10-70	193	28	14	1	8-47.9	6-44	0-0	10	1	0	1	0	1/1	0/0	1/1	20:59	
3	9/21	vs. IND	[L]	18	6	10	2	4/10	344	55	6.3	105	20	5.3	239	4-17	256	18	31	2	5-46.4	2-15	1-1	17	2	0	2	0	2/2	0/0	1/1	22:57	
4	9/28	at S.D.	[L]	21	7	12	2	9/14	319	65	4.9	85	25	3.4	234	3-19	253	37	29	2	2-56.0	3-32	1-1	14	2	1	1	0	2/2	0/0	0/0	30:34	
5	10/5	vs. PIT	[L]	12	4	8	0	3/12	243	68	4.7	56	15	3.7	187	1-4	191	36	22	2	5-45.0	4-34	3-0	9	0	0	0	0	0/0	0/0	3/3	24:43	
6	10/12	at TEN	[L]	27	8	17	2	8/15	379	75	5.1	82	23	3.6	297	6-39	336	46	32	1	6-47.7	6-35	1-1	14	2	1	1	0	2/2	0.0	0/0	31:07	
7	10/19	vs. CLE	[W]	20	10	8	2	5/16	336	68	4.9	185	35	5.3	151	2-8	159	31	17	3	8-43.1	3-25	0-0	24	3	2	1	0	3/3	0/0	1/1	31:33	
8	10/26	vs. MIA	[L]	19	6	11	2	6/15	377	68	5.5	176	30	5.9	201	4-20	221	34	18	2	4-46.8	6-37	1-1	13	1	0	1	0	1/1	0/0	2/3	32:23	
9	11/2	at CIN	[L]	19	4	14	1	4/12	365	60	6.1	132	25	5.3	233	2-14	247	33	22	1	7-35.7	3-35	0-0	23	3	1	2	0	2/2	0/1	1/1	27:16	
10	11/9	vs. DAL	[L]	20	5	11	4	4/14	333	65	5.1	71	24	3	262	4-28	290	37	22	1	6-47.2	2-14	3-2	17	2	2	0	1	2/2	1/1	0/0	28:28	
12	11/23	at IND	[L]	11	6	5	0	3/12	194	54	3.6	80	23	3.5	114	4-32	146	27	15	1	7-49.4	6-43	2-1	3	0	0	0	0	0/0	0/0	1/1	25:55	
13	11/30	vs. NYG	[W]	18	6	10	2	3/12	258	64	4	118	22	5.4	140	7-54	194	35	21	0	7-52.4	7-49	0-0	25	3	0	1	2	0	1/1	0/2	2/2	25:21
14	12/7	vs. HOU	[L]	17	4	10	3	5/15	262	66	4	74	22	3.4	188	4-17	188	40	20	1	4-48.3	6-40	0-0	13	1	0	1	0	1/1	0/0	2/2	27:31	
15	12/14	at BAL	[L]	13	4	9	0	5/18	248	69	3.6	82	23	3.6	166	8-63	229	38	22	1	6-44.5	5-60	0-0	12	0	0	0	0	0/0	0/0	4/5	31:42	
16	12/18	vs. TEN	[W]	17	7	7	3	5/13	288	56	5.1	177	25	7.1	111	4-13	124	27	14	0	7-45.9	3-25	1-0	21	3	2	1	0	3/3	0/0	0/0	25:08	
17	12/28	at HOU	[L]	13	5	4	4	0/11	233	53	4.4	121	14	8.6	112	5-28	140	34	15	0	6-49.3	4-25	1-0	17	2	0	1	1	2/2	0/0	1/2	20:12	
<b>TOTALS:</b>				<b>271</b>	<b>86</b>	<b>154</b>	<b>31</b>	<b>69/216</b>	<b>4,634</b>	<b>988</b>	<b>4.7</b>	<b>1,633</b>	<b>360</b>	<b>4.5</b>	<b>3,001</b>	<b>71/450</b>	<b>3,451</b>	<b>557</b>	<b>325</b>	<b>18</b>	<b>96-46.5</b>	<b>73-573</b>	<b>15-8</b>	<b>249</b>	<b>27</b>	<b>9</b>	<b>15</b>	<b>3</b>	<b>1</b>	<b>23/23</b>	<b>1/4</b>	<b>20/26</b>	<b>27:11</b>

## JACKSONVILLE JAGUARS 2014 DEFENSE GAME-BY-GAME

Wk.	Date	Opp	FIRST DOWNS			3 <sup>RD</sup>	TOT. OFFENSE			RUSHING			PASSING			PUNTS		PEN. Yards	FUM. Lost	Tot. Pts.	TD	Rn	Ps	Rt	Sfty	PAT	2PT FGs	T.O.P.					
			Tot	Run	Pass		Pen	Yards	Plays	Avg.	Yards	Att.	Avg.	Net	Sacks	Gross Att./	Cmp./												Int.	Avg.	Yards		
1	9/7	at PHI	[L]	24	7	14	3	8/19	420	82	5.1	145	32	4.5	275	5-47	322	45	27	1	6-38.3	6-50	3-2	34	4	1	2	1	0	4/4	0/0	2/2	30:46
2	9/14	at WAS	[L]	32	12	16	4	6/14	449	81	5.5	191	42	4.5	258	3-30	288	36	24	0	4-49.8	11-98	0-0	41	5	3	2	0	5/5	0/0	2/2	39:01	
3	9/21	vs. IND	[L]	27	5	22	0	8/14	529	74	7.1	144	29	5	385	2-5	390	43	33	0	5-46.4	8-46	0-0	44	5	0	4	1	5/5	0/0	3/3	37:03	
4	9/28	at S.D.	[L]	19	2	16	1	9/16	407	61	6.7	42	20	2.1	365	2-12	377	39	29	0	3-42.0	7-57	1-0	33	3	0	3	0	3/3	0/0	4/4	29:26	
5	10/5	vs. PIT	[L]	20	5	15	0	8/16	372	68	5.5	111	28	4	261	4-12	273	36	26	0	5-45.4	7-50	1-1	17	2	0	1	1	2/2	0/0	1/1	35:17	
6	10/12	at TEN	[L]	14	3	9	2	3/11	290	55	5.3	70	24	2.9	220	3-13	233	28	17	0	5-49.8	5-48	1-0	16	1	1	0	0	1/1	0/0	3/3	28:53	
7	10/19	vs. CLE	[W]	13	2	11	0	4/17	266	74	3.6	69	30	2.3	197	3-18	215	41	16	1	7-50.4	8-50	2-2	6	0	0	0	0	0/0	0/0	2/2	28:27	
8	10/26	vs. MIA	[L]	17	7	8	2	5/12	326	56	5.8	148	24	6.2	178	3-18	196	29	16	1	5-51.0	7-52	0-0	27	3	0	1	2	0	3/3	0/0	2/2	27:37
9	11/2	at CIN	[L]	23	11	12	0	6/13	423	67	6.3	191	34	5.6	232	2-1	233	31	19	2	5-50.4	6-40	1-0	33	4	2	2	0	1	4/4	0/0	1/1	32:44
10	11/9	vs. DAL	[L]	16	6	10	0	4/13	399	59	6.8	151	30	5.0	248	1-6	254	28	21	0	5-46.8	9-65	1-1	31	4	1	3	0	4/4	0/0	1/2	31:32	
12	11/23	at IND	[L]	24	12	9	3	9/17	389	72	5.4	175	35	5.0	214	5-39	253	32	21	0	3-48.7	6-54	6-3	23	2	1	1	0	2/2	0/0	3/3	34:05	
13	11/30	vs. NYG	[W]	22	8	14	0	7/15	329	73	4.5	116	35	3.3	213	4-34	247	34	24	0	5-51.8	6-40	3-3	24	3	2	1	0	3/3	0/0	1/2	34:39	
14	12/7	vs. HOU	[L]	19	9	7	3	3/14	304	63	4.8	173	42	4.1	131	2-4	135	19	13	0	5-47.6	7-64	1-0	27	3	3	0	0	3/3	0/0	2/2	32:29	
15	12/14	at BAL	[L]	17	3	11	3	4/12	314	56	5.6	93	26	3.6	221	0-0	221	30	20	0	4-50.8	9-70	1-1	20	2	0	1	1	2-2	0/0	2/4	28:18	
16	12/18	vs. TEN	[W]	19	6	13	0	7/15	357	67	5.3	95	28	3.4	262	4-25	287	35	24	0	5-40.6	7-47	0-0	13	1	0	1	0	1/1	0/0	2/2	34:52	
17	12/28	at HOU	[L]	24	9	13	2	10/18	358	77	4.6	123	39	3.2	235	3-15	250	35	25	1	6-46.3	6-55	1-1	23	3	1	2	0	3/3	0/0	0/0	39:48	
<b>TOTALS:</b>				<b>330</b>	<b>107</b>	<b>200</b>	<b>23</b>	<b>101/236</b>	<b>5,932</b>	<b>1,085</b>	<b>5.5</b>	<b>2,033</b>	<b>499</b>	<b>4.1</b>	<b>3,899</b>	<b>45/275</b>	<b>4,174</b>	<b>541</b>	<b>355</b>	<b>6</b>	<b>75-47.5</b>	<b>115/886</b>	<b>22-14</b>	<b>412</b>	<b>45</b>	<b>15</b>	<b>24</b>	<b>6</b>	<b>2</b>	<b>45/45</b>	<b>0/0</b>	<b>31/33</b>	<b>32:49</b>

JACKSONVILLE JAGUARS 2013 OFFENSE GAME-BY-GAME

Wk.	Date	Opp	FIRST DOWNS					3 <sup>RD</sup>			TOT. OFFENSE			RUSHING			PASSING			PUNTS			PEN.			FUM.			Tot.			
			Tot	Run	Pass	Pen	DOWN	Yards	Plays	Avg.	Yards	Att.	Avg.	Net	Sacks	Gross	Att./	Cmp./	Int.	Avg.	Yards	Loss	Pts.	TD	Rn	Ps	Rt	Sfty	PAT	2PT	Fgs	T.O.P.
1	9/8	vs. KC	[L]	12	3	9	0	5-19	178	70	2.5	71	23	3.1	107	6-50	157	41	19	2	11-50.5	5-30	0-0	2	0	0	0	0	0	0/0	0/0	28:38
2	9/15	at OAK	[L]	15	3	12	0	7-17	248	62	4	34	19	1.8	214	5-27	241	38	25	0	8-43.6	10-70	1-0	9	1	0	1	0	0	0/0	1/1	28:12
3	9/22	at SEA	[L]	17	6	10	1	4-14	265	66	4	51	25	2.1	214	3-21	235	38	18	2	7-42.7	4-45	2-1	17	2	2	0	0	2/2	0/0	1/1	27:25
4	9/29	vs. IND	[L]	14	0	10	4	2-11	205	54	3.8	40	18	2.2	165	4-14	179	32	17	3	6-48.3	9-65	0-0	3	0	0	0	0	0/0	0/0	1/1	23:22
5	10/6	at STL	[L]	16	5	11	0	3-12	363	59	6.2	96	25	3.8	267	2-3	270	32	16	2	5-48.2	4-45	3-1	20	2	0	2	0	2/2	0/0	2/2	24:41
6	10/13	at DEN	[L]	20	4	15	1	5-14	362	71	5.1	71	27	2.6	291	2-12	303	42	27	2	3-50.0	6-45	2-0	19	2	1	0	1	1/1	0/1	2/2	31:15
7	10/20	vs. SD	[L]	18	5	12	1	3-11	353	59	6	78	17	4.6	275	6-43	318	36	23	1	3-50.0	7-62	0-0	6	0	0	0	0	0/0	0/0	2/2	22:30
8	10/27	vs. SF	[L]	20	8	10	2	4-14	318	70	4.5	90	25	3.6	228	0-0	228	45	29	0	4-44.5	6-76	1-1	10	1	0	1	0	1/1	0/0	1/1	31:31
10	11/10	at TEN	[W]	13	4	8	1	3-12	214	56	3.8	54	30	1.8	160	3-20	180	23	14	2	7-43.4	4-19	3-0	29	3	2	0	1	3/3	0/0	2/2	29:24
11	11/17	vs. ARI	[L]	14	3	9	2	2-14	274	60	4.6	32	16	2.0	242	2-13	255	42	27	2	8-47.8	6-40	0-0	14	2	1	1	0	2/2	0/0	0/1	24:07
12	11/24	at HOU	[W]	16	4	11	1	7-17	333	65	5.1	118	28	4.2	215	4-24	239	33	23	0	6-43.2	7-63	1-0	13	1	1	0	0	1/1	0/0	2/3	33:41
13	12/1	at CLE	[W]	22	7	13	2	7-16	314	72	4.4	112	29	3.9	202	2-1	203	41	23	1	7-43.7	5-35	1-0	32	3	0	3	0	3/3	0/0	3/3	30:36
14	12/5	vs. HOU	[W]	18	4	7	7	4-14	281	57	4.9	149	28	5.3	132	1-6	138	28	13	0	8-42.6	8-57	0-0	27	3	0	3	0	3/3	0/0	2/2	24:38
15	12/15	vs. BUF	[L]	22	9	11	2	8-15	354	72	4.9	159	31	5.1	195	5-42	237	36	21	2	3-45.3	6-80	3-2	20	2	0	2	0	2/2	0/0	2/2	27:25
16	12/22	vs. TEN	[L]	15	4	11	0	3-11	289	57	5.1	63	21	3.0	226	2-11	237	34	24	1	4-45.5	4-15	0-0	16	2	0	2	0	1/2	0/0	1/1	24:21
17	12/29	at IND	[L]	19	2	17	0	3-14	350	70	5.0	42	16	2.6	308	3-23	331	51	30	1	5-46.0	5-50	1-1	10	1	0	1	0	1/1	0/0	1/1	26:20
TOTALS:	4-12	271	71	176	24	70-225	4,701	1,020	4.6	1,260	378	3.3	3,441	50-310	3,751	592	349	21	95-45.7	96-797	18-6	247	25	7	16	2	3	22/23	0/2	23/25	27:22	

JACKSONVILLE JAGUARS 2013 DEFENSE GAME-BY-GAME

Wk.	Date	Opp	FIRST DOWNS					3 <sup>RD</sup>			TOT. OFFENSE			RUSHING			PASSING			PUNTS			PEN.			FUM.			Tot.				
			Tot	Run	Pass	Pen	DOWN	Yards	Plays	Avg.	Yards	Att.	Avg.	Net	Sacks	Gross	Att./	Cmp./	Int.	Avg.	Yards	Loss	Pts.	TD	Rn	Ps	Rt	Sfty	PAT	2PT	Fgs	T.O.P.	
1	9/8	vs. KC	[L]	17	7	10	0	5-15	292	62	4.6	121	27	4.3	171	1-2	173	34	21	0	10-36.3	3-20	1-0	28	4	1	2	1	0	4/4	0/0	0/0	31:30
2	9/15	at OAK	[L]	16	7	6	3	4-14	340	61	5.6	226	34	6.6	114	3-12	126	24	15	0	4-48.0	5-30	3-1	19	1	1	0	0	1/1	0/0	4/5	31:48	
3	9/22	at SEA	[L]	28	10	16	2	4-10	479	67	7.1	156	36	4.3	323	2-8	331	29	21	1	4-35.0	4-24	1-1	45	6	1	5	0	6/6	0/0	1/1	32:35	
4	9/29	vs. IND	[L]	26	8	16	2	6-13	437	70	6.2	157	30	5.3	280	2-14	294	38	23	1	3-46.0	7-58	1-0	37	4	1	2	1	0	4/4	0/0	3/3	36:38
5	10/6	at STL	[L]	22	7	12	3	8-19	351	72	4.9	143	36	4	208	2-14	222	34	19	0	7-40.9	6-53	1-0	34	4	0	3	1	0	4/4	0/0	2/2	35:19
6	10/13	at DEN	[L]	26	8	14	4	7-13	407	71	5.7	112	29	3.9	295	0-0	295	42	28	1	3-43.0	4-31	3-2	35	5	3	2	0	5/5	0/0	0/0	28:45	
7	10/20	vs. SD	[L]	27	10	14	3	7-12	434	67	6.5	158	40	4	276	1-9	285	26	22	0	3-44.7	8-61	0-0	24	3	2	1	0	3/3	0/0	1/1	37:30	
8	10/27	vs. SF	[L]	25	14	9	2	6-9	398	55	7.2	221	38	5.8	177	0-0	177	17	11	0	1-61.0	4-35	3-1	42	6	4	1	1	0	6/6	0/0	0/0	28:29
10	11/10	at TEN	[W]	19	4	13	2	10-18	362	70	5.2	83	27	3.1	279	1-9	288	42	26	1	5-43.8	6-45	5-3	27	3	1	2	0	3/3	0/0	2/2	30:36	
11	11/17	vs. ARI	[L]	19	3	16	0	5-16	416	69	6.0	14	24	0.6	402	3-17	419	42	30	0	8-44.8	5-42	1-0	27	3	1	2	0	3/3	0/0	2/2	35:53	
12	11/24	at HOU	[W]	11	5	5	1	4-15	218	57	3.8	77	21	3.7	141	2-28	169	34	18	1	7-44.9	2-22	0-0	6	0	0	0	0	0/0	0/0	2/2	26:19	
13	12/1	at CLE	[W]	24	9	13	2	6-13	439	73	6.0	97	30	3.2	342	3-28	370	40	24	2	4-39.5	9-50	3-1	28	4	1	3	0	4/4	0/0	0/1	29:24	
14	12/5	vs. HOU	[W]	23	3	19	1	8-17	406	80	5.1	83	19	4.4	323	3-34	357	58	33	2	5-43.8	14-177	1-0	20	2	0	2	0	2/2	0/0	2/2	35:22	
15	12/15	vs. BUF	[L]	25	12	10	3	5-13	366	72	5.1	198	44	4.5	168	4-25	193	24	17	1	4-45.0	7-67	2-1	27	3	1	2	0	3/3	0/0	2/3	32:35	
16	12/22	vs. TEN	[L]	22	10	10	2	3-13	346	73	4.7	182	44	4.1	164	3-17	181	26	17	1	3-46.7	1-4	0-0	20	2	1	1	0	2/2	0/0	2/2	35:39	
17	12/29	at IND	[L]	23	4	17	2	8-16	379	70	5.4	80	28	2.9	299	1-8	307	41	29	0	5-47.4	2-10	2-0	30	3	2	1	0	3/3	0/0	3/3	33:40	
TOTALS:	4-12	353	121	200	32	96-226	6,070	1,089	5.6	2,108	507	4.2	3,962	31-225	4,187	551	354	11	76-43.0	87-729	27-10	449	53	20	29	4	0	53/53	0/0	26/29	32:38		



JACKSONVILLE JAGUARS 2012 OFFENSE GAME-BY-GAME

Wk.	Date	Opp	FIRST DOWNS				TOT. OFFENSE				RUSHING				PASSING				PUNTS				PEN.				FUM.				Tot.	T.O.P.		
			Run	Pass	Pen	3 <sup>rd</sup>	Yards	Plays	Avg.	Yards	Att.	Avg.	Net	Sacks	Gross	Att./	Cmp./	Int.	Avg.	Yards	PEN.	Yards	Lost	Pts.	TD	Rn	Ps	Rt	Sfty	PAT			2PT	FGs
1	9/9	at MIN	[L]	22	7	12	3	9/18	355	75	4.7	113	34	3.3	242	2-18	260	39/	23/	0	4-53.5	4-25	3-1	23	2	0	2	0	0	0/1	1/1	3/3	37:49	
2	9/16	vs. HOU	[L]	9	3	4	2	0/9	117	38	3.1	65	14	4.6	52	3-24	76	21/	9/	0	9-51.3	8-71	1-1	7	1	0	1	0	0	1/1	-	0/0	16:43	
3	9/23	at IND	[W]	15	10	3	2	4/13	333	54	6.2	185	32	5.8	148	1-7	155	21/	10/	0	6-53.5	6-67	2-0	22	2	1	1	0	0	1/1	0/1	3/3	27:36	
4	9/30	vs. CIN	[L]	17	5	11	1	2/11	212	58	3.7	69	18	3.8	143	6-43	186	34/	23/	1	6-49.2	3-37	1-1	10	1	0	1	0	0	1/1	-	1/1	28:41	
5	10/7	vs. CHI	[L]	10	3	5	2	5/13	189	53	3.6	60	17	3.5	129	3-13	142	33/	17/	2	6-48.5	6-49	1-1	3	0	0	0	0	0	0/0	-	1/1	24:00	
7	10/21	at OAK	[L]	10	3	6	1	1/15	209	61	3.4	54	26	2.1	155	3-26	181	32/	17/	0	9-42.1	6-92	1-1	23	2	1	1	0	0	2/2	-	3/3	30:05	
8	10/28	at GB	[L]	18	1	14	3	5/16	341	71	4.8	62	20	3.1	279	2-24	303	49/	27/	0	6-33.8	7-77	3-1	15	1	0	1	0	0	0/0	0/1	3/3	30:48	
9	11/4	vs. DET	[L]	19	6	11	2	6/11	279	59	4.7	64	20	3.2	215	1-5	220	38/	27/	2	4-50.5	3-40	0-0	14	2	0	2	0	0	0/0	1/2	0/0	24:30	
10	11/8	vs. IND	[L]	20	2	14	4	1/10	337	63	5.3	37	12	3.1	300	4-30	330	47/	28/	2	5-47.2	10-115	1-1	10	1	0	1	0	0	1/1	-	1/2	24:14	
11	11/18	at HOU	[L]	17	4	12	1	4/14	458	66	6.9	86	29	3.0	372	2-6	378	35/	18/	0	5-48.4	6-54	1-1	37	4	0	4	0	0	4/4	-	3/3	31:19	
12	11/25	vs. TEN	[W]	19	8	9	2	7/14	321	60	5.4	100	27	3.7	221	7-40	261	26/	17/	1	5-47.0	5-30	0-0	24	3	1	2	0	0	3/3	-	1/1	29:23	
13	12/2	at BUF	[L]	21	4	10	7	1/10	236	63	3.7	50	18	2.8	186	3-6	202	42/	19/	1	5-41.6	8-74	3-1	18	2	1	1	0	0	1/1	1/1	1/1	24:51	
14	12/9	vs. NYJ	[L]	16	5	10	1	2/16	291	70	4.2	123	24	5.1	168	3-17	185	43/	21/	2	8-45.4	7-54	0-0	10	1	1	0	0	0	1/1	-	1/2	29:29	
15	12/16	at MIA	[L]	13	3	9	1	6/15	299	57	5.2	86	21	4.1	213	2-8	221	34/	18/	0	5-47.4	10-88	2-0	3	0	0	0	0	0	0/0	-	1/1	24:22	
16	12/23	vs. NE	[L]	22	7	13	2	4/15	436	75	5.8	93	23	4.0	343	1-5	348	51/	29/	3	4-56.3	5-47	0-0	16	1	0	1	0	0	1/1	-	3/4	32:35	
17	12/30	at TEN	[L]	21	5	14	2	7/16	375	71	5.3	122	23	5.3	253	7-45	298	41/	25/	3	5-46.4	7-35	1-0	20	3	0	2	1	0	2/2	0/1	0/0	32:21	
<b>TOTALS</b>	<b>2-14</b>	<b>269</b>	<b>76</b>	<b>157</b>	<b>36</b>	<b>64</b>	<b>216</b>	<b>4,788</b>	<b>994</b>	<b>4.8</b>	<b>1,369</b>	<b>358</b>	<b>3.8</b>	<b>3,419</b>	<b>50-327</b>	<b>3,746</b>	<b>586</b>	<b>328</b>	<b>17</b>	<b>92-47.3</b>	<b>101-955</b>	<b>20-9</b>	<b>255</b>	<b>26</b>	<b>5</b>	<b>20</b>	<b>1</b>	<b>0</b>	<b>18</b>	<b>19</b>	<b>3</b>	<b>25</b>	<b>28</b>	<b>27:29</b>

JACKSONVILLE JAGUARS 2012 DEFENSE GAME-BY-GAME

Wk.	Date	Opp	FIRST DOWNS				TOT. OFFENSE				RUSHING				PASSING				PUNTS				PEN.				FUM.				Tot.	T.O.P.		
			Run	Pass	Pen	3 <sup>rd</sup>	Yards	Plays	Avg.	Yards	Att.	Avg.	Net	Sacks	Gross	Att./	Cmp./	Int.	Avg.	Yards	PEN.	Yards	Lost	Pts.	TD	Rn	Ps	Rt	Sfty	PAT			2PT	FGs
1	9/9	at MIN	[L]	20	6	14	0	2/10	389	58	6.7	123	29	4.2	266	2-4	270	27/	20/	0	5-48.5	5-47	1-1	26	2	2	0	0	0	2/2	-	4/4	27:45	
2	9/16	vs. HOU	[L]	28	16	11	1	8/17	411	83	5.0	216	48	4.5	195	0-0	195	35/	26/	0	6-49.8	10-64	1-0	27	3	3	0	0	0	3/3	-	2/2	43:17	
3	9/23	at IND	[W]	23	6	15	2	10/19	437	75	5.8	124	29	4.3	313	0-0	313	46/	22/	1	6-46.7	11-106	0-0	17	2	0	2	0	0	2/2	-	1/2	32:24	
4	9/30	vs. CIN	[L]	20	6	12	2	2/11	382	65	5.9	138	34	4.1	244	0-0	244	31/	20/	1	3-47.7	6-50	2-1	27	3	1	2	0	0	3/3	-	2/2	31:19	
5	10/7	vs. CHI	[L]	26	9	16	1	10/17	501	73	6.9	214	33	6.5	287	1-5	292	39/	23/	1	3-40.7	12-80	0-0	41	5	1	2	2	0	5/5	-	2/2	36:00	
7	10/21	at OAK	[L]	20	8	9	3	6/17	351	74	4.7	69	26	2.7	282	2-16	298	46/	26/	1	6-44.0	9-58	4-2	26	2	1	1	0	0	2/2	-	4/5	32:01	
8	10/28	at GB	[L]	20	5	9	6	5/13	238	64	3.7	66	26	2.5	172	2-14	186	36/	22/	0	5-45.0	5-33	1-1	24	3	0	2	1	0	3/3	-	1/2	29:12	
9	11/4	vs. DET	[L]	26	8	16	2	8/12	434	68	6.4	149	34	4.4	285	1-0	285	33/	22/	0	2-49.5	5-42	0-0	31	4	4	0	0	0	4/4	-	1/2	35:30	
10	11/8	vs. IND	[L]	24	11	10	3	3/11	359	65	5.5	138	37	3.7	221	2-6	227	26/	18/	1	3-45.0	6-40	1-1	27	3	2	0	1	0	3/3	-	1/2	29:12	
11	11/18	at HOU	[L]	39	10	26	3	4/11	653	92	7.1	149	35	4.3	504	2-23	527	55/	43/	2	3-37.0	2-20	2-1	43	5	0	5	0	0	4/4	-	2/2	35:46	
12	11/25	vs. TEN	[W]	20	3	15	2	6/15	360	70	5.1	110	29	3.8	250	1-11	261	40/	23/	2	4-50.3	6-42	1-0	19	1	0	1	0	0	1/1	-	4/5	30:37	
13	12/2	at BUF	[L]	20	14	5	1	5/12	344	63	5.5	232	46	5.0	112	0-0	112	17/	9/	1	4-44.5	9-100	1-1	34	4	2	2	0	0	4/4	-	2/2	35:09	
14	12/9	vs. NYJ	[L]	17	11	4	2	4/13	270	62	4.4	166	42	4.0	104	1-7	111	19/	12/	0	7-46.6	1-15	2-2	17	2	2	0	0	0	2/2	-	1/1	30:31	
15	12/16	at MIA	[L]	26	8	13	5	6/11	389	66	5.9	180	36	5.0	209	1-11	220	29/	22/	0	1-63.0	5-41	1-1	24	2	0	2	0	0	1/1	1/1	3/3	35:38	
16	12/23	vs. NE	[L]	23	6	15	2	4/12	349	71	4.9	103	27	3.8	246	3-21	267	41/	24/	2	5-47.8	4-39	0-0	23	2	0	2	0	0	2/2	-	3/3	27:25	
17	12/30	at TEN	[L]	12	6	4	2	6/14	221	51	4.3	79	34	2.3	142	2-10	152	15/	9/	0	5-40.8	5-43	0-0	38	5	1	0	4	0	5/5	-	1/1	27:39	
<b>TOTALS</b>	<b>2-14</b>	<b>364</b>	<b>133</b>	<b>194</b>	<b>37</b>	<b>89</b>	<b>215</b>	<b>6,088</b>	<b>1,100</b>	<b>5.5</b>	<b>2,256</b>	<b>545</b>	<b>4.1</b>	<b>3,832</b>	<b>20-128</b>	<b>3,960</b>	<b>535</b>	<b>341</b>	<b>12</b>	<b>68-46.0</b>	<b>101-820</b>	<b>17-11</b>	<b>444</b>	<b>48</b>	<b>19</b>	<b>21</b>	<b>8</b>	<b>0</b>	<b>46</b>	<b>46</b>	<b>1</b>	<b>36</b>	<b>43</b>	<b>32:31</b>

### JACKSONVILLE JAGUARS 2011 OFFENSE GAME-BY-GAME

Wk.	Date	FIRST DOWNS			3 <sup>RD</sup>	TOT. OFFENSE			RUSHING			PASSING			PUNTS			FUM.															
		Tot	Run	Pen		Yards	Plays	Avg.	Yards	Att.	Avg.	Sacks	Gross	Att./	Cmp./	Int.	Avg.	Yards	Pen.	Lost	Pts.	TD											
1	9/11 vs. TEN	[W]	10	9	1	9/18	323	73	4.4	163	47	3.5	160	2-15	175	24/	17/	0	5-43.6	5-39	2-1	16	1	1	0	0	0	1/1	-	3/3	39:38		
2	9/18 at NYJ	[L]	11	5	6	0	3/12	203	54	3.8	112	27	4.1	91	2-20	111	25/	11/	4	5-40.6	4-50	0-0	3	0	0	0	0	0/0	-	1/1	26:37		
3	9/25 at CAR	[L]	13	7	4	2	3/14	257	57	4.5	128	34	3.8	129	2-10	139	21/	12/	1	6-39	8-60	5-0	10	1	0	1	0	0	1/1	-	1/1	30:26	
4	10/2 vs. NO	[L]	15	4	7	4	4/15	274	62	4.4	104	17	6.1	170	3-26	196	42/	16/	1	4-38.3	2-15	1-0	10	1	0	1	0	0	1/1	-	1/1	22:55	
5	10/9 vs. CIN	[L]	12	5	7	0	6/16	296	58	5.1	96	27	3.6	200	3-21	221	28/	15/	0	7-37.7	2-15	4-2	20	2	1	1	0	0	2/2	-	2/2	27:27	
6	10/16 at PITT	[L]	16	6	7	3	4/15	209	61	3.4	133	30	4.4	76	5-33	109	26/	12/	0	7-42.3	4-22	0-0	13	1	0	1	0	0	1/1	-	2/2	28:47	
7	10/24 vs. BAL	[W]	13	6	5	2	2/16	205	66	3.1	132	42	3.1	73	4-20	93	20/	9/	0	7-40.9	6-90	4-1	12	0	0	0	0	0/0	-	4/4	36:15		
8	10/30 at HOU	[L]	13	5	8	0	5/14	174	58	3.0	84	25	3.4	90	1-7	97	32/	10/	2	8-46.8	5-39	1-0	14	2	1	1	0	0	2/2	-	0/0	24:41	
9	11/13 at IND	[W]	18	9	8	1	6/15	251	64	3.9	141	41	3.4	110	2-8	118	21/	14/	1	6-38.7	5-55	0-0	17	2	1	1	0	0	2/2	-	1/2	35:21	
10	11/20 at CLE	[L]	23	10	9	4	7/15	303	71	4.3	108	29	3.7	195	1-15	210	41/	22/	0	5-40.6	9-81	1-0	10	1	1	0	0	1/1	-	1/1	30:53		
11	11/27 vs. HOU	[L]	14	4	7	3	5/19	255	71	3.6	105	24	4.4	150	7-48	198	40/	20/	1	9-42.2	4-30	1-0	13	1	0	0	1	0	1/1	-	2/3	31:39	
12	12/5 vs. SD	[L]	17	6	11	0	9/16	306	66	4.6	129	31	4.2	177	2-18	195	33/	19/	1	5-43.4	3-26	2-0	14	2	0	2	0	2/2	-	0/0	31:43		
13	12/11 vs. TB	[W]	21	7	10	4	5/15	325	67	4.9	116	33	3.5	209	1-8	217	33/	19/	2	7-41.4	8-80	2-0	41	6	2	2	2	0	5/5	0/1	0/0	32:49	
14	12/15 at ATL	[L]	12	4	8	0	3/10	207	46	4.5	116	19	6.1	91	5-50	141	22/	12/	1	7-43.4	5-40	3-3	14	2	0	1	1	0	2/2	-	0/0	21:29	
15	12/15 at TEN	[L]	18	6	12	0	5/18	300	71	4.2	113	28	4.0	187	1-11	198	42/	21/	1	9-45.1	6-28	0-0	17	2	2	0	0	2/2	-	1/1	29:01		
16	12/24 at TEN	[W]	15	9	4	2	5/13	261	57	4.6	190	35	5.4	71	3-21	92	19/	11/	0	2-43.5	1-10	1-1	19	1	0	1	0	0	1/1	-	4/4	30:48	
<b>Totals</b>			5-11	251	103	122	26	81/241	4,149	1,002	4.1	1,970	489	4.0	2,179	44-331	2,510	469/	240/	15	99-41.9	77-680	27-8	283	25	9	12	4	0	24/24	0/1	23/25	30:02

### JACKSONVILLE JAGUARS 2011 DEFENSE GAME-BY-GAME

Wk.	Date	FIRST DOWNS			3 <sup>RD</sup>	TOT. OFFENSE			RUSHING			PASSING			PUNTS			FUM.															
		Tot	Run	Pen		Yards	Plays	Avg.	Yards	Att.	Avg.	Sacks	Gross	Att./	Cmp./	Int.	Avg.	Yards	Pen.	Lost	Pts.	TD											
1	9/11 vs. TEN	[W]	13	1	11	1	4/11	292	49	6.0	43	13	3.3	249	2-14	263	34/	21/	1	7-41.6	7-60	1-0	14	2	0	2	0	0	2/2	-	0/1	20:22	
2	9/18 at NYJ	[L]	15	5	8	2	3/12	283	57	5.0	101	32	3.2	182	1-0	182	24/	17/	2	5-38.8	7-60	0-0	32	3	1	2	0	1	3/3	-	3/3	33:23	
3	9/25 at CAR	[L]	16	5	10	1	6/16	265	62	4.3	107	28	3.8	158	0-0	158	34/	18/	0	8-38.4	8-69	0-0	16	1	0	1	0	1	0/0	1/1	2/2	29:34	
4	10/2 vs. NO	[L]	30	9	20	1	7/14	503	81	6.2	177	34	5.2	326	3-25	351	44/	31/	2	1-58.0	6-50	0-0	23	2	1	1	0	0	2/2	-	3/5	37:05	
5	10/9 vs. CIN	[L]	13	2	11	0	8/19	239	66	3.6	77	31	2.5	162	2-17	179	33/	21/	1	7-47.7	4-33	1-0	30	4	1	2	1	0	3/4	-	1/1	32:33	
6	10/16 at PITT	[L]	15	6	8	1	7/15	370	58	6.4	185	32	5.8	185	3-15	200	23/	12/	0	6-42.7	8-65	1-0	17	2	1	1	0	0	2/2	-	1/2	31:13	
7	10/24 vs. BAL	[W]	11	1	8	2	2/12	146	53	2.8	34	12	2.8	112	3-25	137	38/	21/	1	9-52.2	10-85	2-1	7	1	0	1	0	0	1/1	-	0/1	23:45	
8	10/30 at HOU	[L]	20	6	14	0	10/17	358	71	5.0	156	39	4.0	202	2-23	225	30/	16/	0	6-45.3	7-60	2-2	24	3	2	1	0	0	3/3	-	1/2	35:19	
9	11/13 at IND	[W]	13	2	8	3	4/15	212	57	3.7	84	23	3.7	128	5-33	161	29/	20/	2	6-41.0	6-40	2-1	3	0	0	0	0	0/0	-	1/1	24:39		
10	11/20 at CLE	[L]	20	6	10	4	4/10	334	54	6.2	148	28	5.3	186	2-13	199	24/	17/	1	3-36.0	9-70	0-0	14	2	1	1	0	0	2/2	-	0/1	29:07	
11	11/27 vs. HOU	[L]	9	5	4	0	2/15	215	59	3.6	88	31	2.8	127	0-0	127	28/	18/	0	10-43.6	7-80	3-1	20	2	1	1	0	0	2/2	-	2/2	28:21	
12	12/5 vs. SD	[L]	19	7	12	0	4/10	433	54	8.0	139	26	5.3	294	0-0	294	28/	22/	0	4-44.8	6-55	0-0	38	5	2	3	0	0	5/5	-	1/1	28:17	
13	12/11 vs. TB	[W]	15	7	7	1	3/11	280	59	4.7	110	24	4.6	170	3-14	184	32/	17/	3	5-37.8	12-97	6-4	14	2	2	0	0	2/2	-	0/0	27:11		
14	12/15 at ATL	[L]	20	6	13	1	6/15	373	68	5.5	97	35	2.8	276	1-4	280	32/	24/	0	5-40.8	4-31	0-0	41	5	1	3	1	0	5/5	-	2/2	38:31	
15	12/24 at TEN	[L]	20	3	14	3	3/12	407	66	6.2	65	25	2.6	342	1-8	350	40/	24/	2	4-43.0	0-0	1-1	23	2	1	1	0	0	2/2	-	3/3	30:59	
16	12/24 at TEN	[W]	19	2	17	0	6/14	298	65	4.6	56	22	2.5	242	3-22	264	40/	27/	2	3-45.3	4-40	2-1	13	1	0	1	0	0	1/1	-	2/2	29:12	
<b>Totals</b>			5-11	268	73	175	20	79/218	5,008	979	5.1	1,667	435	3.8	3,341	31-213	3,554	513/	326/	17	89-43.3	105-895	21-11	329	37	14	21	2	2	35/36	1/1	22/29	29:58

JACKSONVILLE JAGUARS 2010 OFFENSE GAME-BY-GAME

Wk.	Date	Opp	FIRST DOWNS				3 <sup>RD</sup>			TOT. OFFENSE			RUSHING			PASSING			PUNTS			PEN.			FUM. Tot.			T.O.P.				
			Tot	Run	Pass	Pen	DOWN	Yards	Plays	Avg.	Yards	Att.	Avg.	Net	Sacks	Gross	Att./	Cmp./	Int.	Avg.	Yards	Loss	Pls.	TD	Rn	Ps	Rt		Sfty	PAT	2PT	Fgs
1	9/12 vs. DEN	[W]	18	9	6	3	3-10	299	56	5.3	134	34	3.9	165	1-5	170	21/	16/	0	4-41.3	5-47	0-0	24	3	0	3	0	0	3/3	-	1/1	29:30
2	9/19 at SD	[L]	20	6	14	0	6-12	350	68	5.1	71	24	3.0	279	2-14	293	42/	26/	4	0-0.0	5-33	2-2	13	1	0	1	0	0	1/1	-	2/2	30:24
3	9/26 vs. PHI	[L]	16	9	6	1	5-17	191	69	2.8	139	32	4.3	52	7-53	105	30/	13/	1	8-48.0	4-67	1-0	3	0	0	0	0	0/0	-	1/1	32:53	
4	10/3 vs. IND	[W]	20	10	9	1	9-13	337	57	5.9	174	35	5.0	163	0-0	163	22/	17/	0	4-42.5	7-45	0-0	31	4	2	2	0	0	4/4	-	1/1	29:46
5	10/10 at BUF	[W]	21	10	11	0	4-11	381	62	6.1	216	40	5.4	165	2-13	178	20/	16/	1	0-0.0	5-38	3-2	36	3	0	3	0	0	3/3	-	5/5	34:21
6	10/18 vs. TEN	[L]	17	7	8	2	3-13	249	63	4.0	76	25	3.0	173	2-16	189	36/	21/	3	3-37.3	7-55	1-1	3	0	0	0	0	0/0	-	1/1	27:15	
7	10/24 at KC	[L]	19	4	12	3	3-10	300	58	5.2	84	23	3.7	216	1-6	222	34/	18/	2	3-38.3	6-43	2-1	20	2	0	2	0	0	2/2	-	2/2	26:00
8	10/31 at DAL	[W]	20	6	14	0	6-12	387	58	6.7	149	34	4.4	238	3-22	260	21/	17/	0	5-48.4	6-36	1-1	35	5	1	4	0	0	5/5	-	0/0	32:35
10	11/14 vs. HOU	[W]	29	12	15	2	4-11	491	69	7.1	165	36	4.6	326	2-16	342	31/	24/	0	3-43.7	8-62	1-0	31	4	2	2	0	0	4/4	-	1/3	35:23
11	11/21 vs. CLE	[W]	24	11	11	2	4-11	371	67	5.5	145	28	5.2	226	4-28	254	35/	20/	4	2-33.5	2-10	2-2	24	3	1	2	0	0	3/3	-	1/1	31:28
12	11/28 at NYG	[L]	26	15	9	2	10-16	328	73	4.5	207	34	6.1	121	4-41	162	35/	20/	1	3-43.3	3-20	3-1	20	2	2	0	0	2/2	-	2/2	35:27	
13	12/5 at TEN	[W]	23	16	7	0	6-15	377	73	5.2	258	53	4.9	119	1-7	126	19/	14/	0	2-43.0	4-31	1-0	17	2	2	0	0	2/2	-	1/3	39:54	
14	12/12 vs. OAK	[W]	19	10	8	1	5-12	385	58	6.6	234	34	6.9	151	2-8	159	22/	11/	1	5-41.4	6-52	0-0	38	5	2	3	0	0	5/5	-	1/1	29:55
15	12/19 at IND	[L]	20	4	14	2	5-13	356	61	5.8	67	22	3.0	289	1-5	294	38/	24/	1	4-48.0	6-55	3-1	24	3	0	2	1	0	3/3	-	1/1	30:22
16	12/26 vs. WAS	[L]	15	4	11	0	7-17	336	65	5.2	78	23	3.4	258	4-41	299	38/	22/	2	7-45.4	7-66	2-0	17	2	1	1	0	0	2/2	-	1/2	32:54
17	1/2 at HOU	[L]	23	15	6	2	1-10	322	62	5.2	198	35	5.7	124	2-16	140	25/	12/	1	4-44.3	2-15	1-1	17	2	1	1	0	0	2/2	-	1/2	30:48
<b>Totals</b>	<b>8-8</b>	<b>330</b>	<b>148</b>	<b>161</b>	<b>21</b>	<b>81-203</b>	<b>5,460</b>	<b>1,019</b>	<b>5.4</b>	<b>2,395</b>	<b>512</b>	<b>4.7</b>	<b>3,065</b>	<b>38-291</b>	<b>3,356</b>	<b>469/</b>	<b>291/</b>	<b>21</b>	<b>57-43.8</b>	<b>83-675</b>	<b>23-12</b>	<b>353</b>	<b>41</b>	<b>14</b>	<b>26</b>	<b>1</b>	<b>0</b>	<b>41/41</b>	<b>-</b>	<b>22/28</b>	<b>31:43</b>	

JACKSONVILLE JAGUARS 2010 DEFENSE GAME-BY-GAME

Wk.	Date	Opp	FIRST DOWNS				3 <sup>RD</sup>			TOT. OFFENSE			RUSHING			PASSING			PUNTS			PEN.			FUM. Tot.			T.O.P.				
			Tot	Run	Pass	Pen	DOWN	Yards	Plays	Avg.	Yards	Att.	Avg.	Net	Sacks	Gross	Att./	Cmp./	Int.	Avg.	Yards	Loss	Pls.	TD	Rn	Ps	Rt		Sfty	PAT	2PT	Fgs
1	9/12 vs. DEN	[W]	21	6	14	1	3-10	363	61	6.0	89	25	3.6	274	3-21	295	33/	21/	1	4-43.0	7-70	1-1	17	2	1	1	0	0	2/2	-	1/1	30:30
2	9/19 at SD	[L]	25	7	17	1	4-8	477	60	8.0	151	30	5.0	326	1-8	334	29/	22/	2	2-17.0	4-25	1-1	38	5	2	3	0	0	5/5	-	1/1	29:36
3	9/26 vs. PHI	[L]	15	4	10	1	5-13	373	55	6.8	106	21	5.0	267	3-24	291	31/	17/	0	7-45.1	7-84	0-0	28	4	1	3	0	0	4/4	-	0/0	27:07
4	10/3 vs. IND	[W]	28	5	23	0	7-10	406	66	6.2	58	19	3.1	348	1-4	352	46/	33/	1	2-55.0	3-35	2-1	28	4	2	2	0	0	4/4	-	0/0	30:14
5	10/10 at BUF	[W]	17	5	10	2	3-11	306	54	5.7	110	21	5.2	196	3-24	220	30/	20/	0	4-48.5	5-35	2-0	26	3	0	3	0	0	2/2	0/1	2/2	25:39
6	10/18 vs. TEN	[L]	20	8	10	2	8-14	324	60	5.4	153	39	3.9	171	0-0	171	21/	14/	0	2-49.0	8-57	1-0	30	3	1	2	0	0	3/3	-	3/3	32:45
7	10/24 at KC	[L]	25	13	10	2	6-11	426	61	7.0	236	42	5.6	190	1-3	193	18/	13/	0	3-45.3	7-92	0-0	42	6	3	2	1	0	6/6	-	0/0	34:00
8	10/31 at DAL	[W]	25	5	16	4	6-13	415	73	5.7	50	22	2.3	365	2-14	379	49/	34/	4	3-44.7	3-20	1-0	17	2	1	1	0	0	2/2	-	1/1	27:25
9	11/14 vs. HOU	[W]	20	6	13	1	4-10	395	53	7.5	81	21	3.9	314	0-0	314	32/	22/	0	4-37.5	8-49	2-1	24	3	1	2	0	0	3/3	-	1/1	24:37
10	11/21 vs. CLE	[W]	15	4	10	1	7-16	283	60	4.7	88	26	3.4	195	6-46	241	28/	17/	1	5-44.0	5-45	1-0	20	2	0	1	1	0	2/2	-	2/4	28:32
11	11/28 at NYG	[L]	17	6	11	0	3-10	361	50	7.2	135	26	5.2	226	0-0	226	24/	14/	0	3-49.7	4-25	0-0	24	2	0	2	0	0	2/2	1/1	3/3	24:33
12	12/5 at TEN	[W]	11	3	18	1	2-11	220	47	4.7	57	14	4.1	163	1-6	169	32/	14/	2	2-36.0	4-30	0-0	6	0	0	0	0	0/0	-	2/2	20:06	
13	12/12 vs. OAK	[W]	21	3	16	2	6-13	476	61	7.8	153	25	6.1	323	3-21	344	33/	22/	1	5-42.0	4-25	1-1	31	4	2	2	0	0	4/4	-	1/1	30:05
14	12/19 at IND	[L]	19	7	12	0	5-13	376	64	5.9	155	24	6.5	221	1-8	229	39/	29/	0	6-39.2	6-68	0-0	34	4	1	2	1	0	4/4	-	2/2	29:38
15	12/26 vs. WAS	[L]	15	5	8	2	4-15	251	64	3.9	79	24	3.3	172	1-10	182	39/	19/	1	9-40.9	5-40	0-0	20	2	1	1	0	0	2/2	-	2/2	29:53
16	1/2 at HOU	[L]	22	12	9	1	5-11	497	59	8.4	244	37	6.6	253	0-0	253	22/	18/	0	3-38.7	5-48	0-0	34	4	3	1	0	0	4/4	-	2/2	29:12
<b>Totals</b>	<b>8-8</b>	<b>316</b>	<b>98</b>	<b>197</b>	<b>21</b>	<b>78-189</b>	<b>5,949</b>	<b>948</b>	<b>6.3</b>	<b>1,945</b>	<b>416</b>	<b>4.7</b>	<b>4,004</b>	<b>26-189</b>	<b>4,193</b>	<b>506/</b>	<b>329/</b>	<b>13</b>	<b>64-42.4</b>	<b>85-748</b>	<b>12-5</b>	<b>419</b>	<b>50</b>	<b>19</b>	<b>28</b>	<b>3</b>	<b>0</b>	<b>48/48</b>	<b>1/2</b>	<b>23/25</b>	<b>28:17</b>	

**JACKSONVILLE JAGUARS 2009 OFFENSE GAME-BY-GAME**

Wk.	Date	Opp	FIRST DOWNS			3 <sup>RD</sup>	TOT. OFFENSE			RUSHING			PASSING			PUNTS			PEN.	FUM.	Tot.	FUM. Tot. Tot.											
			Tot	Run	Pass		Pen	Yards	Plays	Avg.	Yards	Att.	Avg.	Gross	Att./	Cmp./	Int.	Avg.				Yards	Lost	Pts.	TD	Rn	Ps	Rt	Sfty	PAT	2PT	Fgs	T.O.P.
1	9/13	at IND	[L]	12	7	4	1	6-15	228	55	4.1	114	26	4.4	114	1-8	122	28/	14/	0	5-37.8	3-24	0-0	12	1	1	0	0	0/0	0/1	2/3	26:04	
2	9/20	vs. ARI	[L]	18	4	13	1	6-16	367	67	5.5	92	20	4.6	275	4-7	282	43/	23/	1	4-45.3	8-50	4-2	17	2	0	2	0	2/2	-	1/2	28:39	
3	9/27	at HOU	[W]	24	11	10	3	5-11	399	62	6.4	185	32	5.8	214	0-0	214	30/	18/	0	3-35.3	5-40	1-1	31	4	4	0	0	4/4	-	1/1	30:52	
4	10/4	vs. TEN	[W]	27	10	15	2	6-13	442	69	6.4	137	30	4.6	305	2-18	323	37/	27/	0	3-37.0	4-30	1-1	37	4	1	3	0	4/4	-	3/4	34:07	
5	10/11	at SEA	[L]	10	2	8	0	2-13	199	52	3.8	38	15	2.5	161	5-29	190	32/	19/	0	8-46.4	9-73	2-2	0	0	0	0	0/0	-	0/0	25:16		
6	10/18	vs. STL	[W]	33	14	15	4	11-16	492	84	5.9	166	38	4.4	326	3-9	335	43/	30/	2	4-36.3	3-15	1-1	23	3	3	0	0	2/2	0/1	1/2	42:12	
8	11/1	at TEN	[L]	12	4	8	0	4-12	330	49	6.7	217	16	13.6	113	4-26	139	29/	14/	2	7-44.1	2-27	2-0	13	2	2	0	0	1/2	-	0/0	20:17	
9	11/8	vs. KC	[W]	21	11	10	0	9-16	426	69	6.2	173	41	4.2	253	1-11	264	27/	18/	0	4-44.3	5-31	1-1	24	3	2	1	0	3/3	-	1/2	36:13	
10	11/15	at NYJ	[W]	18	6	11	1	7-13	347	60	5.8	139	32	4.3	208	2-13	221	26/	16/	0	4-36.8	5-40	2-1	24	3	2	1	0	3/3	-	1/2	31:07	
11	11/22	vs. BUF	[W]	19	7	11	1	9-15	310	66	4.7	102	34	3.0	208	2-7	215	30/	21/	1	5-44.8	6-50	3-1	18	2	1	1	0	1/1	1/1	1/1	36:24	
12	11/29	at SF	[L]	18	4	14	0	3-12	357	61	5.9	96	19	5.1	261	6-46	307	36/	25/	0	4-43.3	6-60	2-2	3	0	0	0	0	0/0	-	1/3	29:16	
13	12/6	vs. HOU	[W]	19	7	11	1	8-16	323	68	4.8	107	36	3.0	216	4-22	238	28/	15/	0	3-49.3	4-45	2-1	23	2	0	2	0	1	2/2	-	3/3	30:07
14	12/13	vs. MIA	[L]	10	5	3	2	3-14	217	54	4.0	95	25	3.8	122	3-17	139	26/	11/	0	7-43.1	2-10	1-0	10	1	1	0	0	1/1	-	1/1	24:54	
15	12/17	vs. IND	[L]	25	9	16	0	10-16	345	76	4.5	139	34	4.1	206	2-17	223	40/	23/	1	3-44.7	4-22	1-0	31	4	1	3	0	4/4	-	1/2	35:26	
16	12/27	at NE	[L]	16	7	9	0	4-11	275	52	5.3	98	25	3.9	177	2-8	185	25/	19/	2	4-38.8	1-5	1-0	7	1	1	0	0	1/1	-	0/0	27:35	
17	1/3	at CLE	[L]	18	6	12	0	9-17	328	66	5.0	131	24	5.5	197	3-5	202	39/	22/	1	4-36.3	3-20	2-0	17	2	0	2	0	2/2	-	1/2	27:02	
<b>Totals</b>			8-8	300	114	170	16	102-226	5,385	1,010	5.3	2,029	447	4.5	3,356	44-243	3,599	519/	315/	10	72-41.9	70-542	26-13	290	34	19	15	0	1	30/31	1/3	18/28	30:08

**JACKSONVILLE JAGUARS 2009 DEFENSE GAME-BY-GAME**

Wk.	Date	Opp	FIRST DOWNS			3 <sup>RD</sup>	TOT. OFFENSE			RUSHING			PASSING			PUNTS			PEN.	FUM.	Tot.	FUM. Tot. Tot.											
			Tot	Run	Pass		Pen	Yards	Plays	Avg.	Yards	Att.	Avg.	Gross	Att./	Cmp./	Int.	Avg.				Yards	Lost	Pts.	TD	Rn	Ps	Rt	Sfty	PAT	2PT	Fgs	T.O.P.
1	9/13	at IND	[L]	21	4	15	2	8-14	365	70	5.2	71	31	2.3	294	1-7	301	38/	28/	1	2-44.0	3-17	1-1	14	2	1	1	0	2/2	-	0/1	33:56	
2	9/20	vs. ARI	[L]	22	7	15	0	2-9	383	60	6.4	118	28	4.2	265	0-0	265	32/	27/	0	3-46.3	7-58	5-2	31	4	1	2	1	0	4/4	-	1/2	31:21
3	9/27	at HOU	[W]	23	5	17	1	4-10	397	59	6.7	111	22	5.0	286	2-14	300	35/	26/	1	4-42.8	5-60	1-1	24	3	0	3	0	3/3	-	1/1	29:08	
4	10/4	vs. TEN	[W]	19	5	13	1	8-16	379	67	5.7	95	19	5.0	284	0-0	284	48/	29/	2	5-42.2	6-68	1-1	17	2	1	1	0	0/0	1/2	1/1	25:53	
5	10/11	at SEA	[L]	24	8	13	3	6-14	379	71	5.3	143	40	3.6	236	1-5	241	30/	18/	0	3-44.3	1-10	2-0	41	5	0	4	1	0	5/5	-	2/2	34:44
6	10/18	vs. STL	[W]	13	1	11	1	4-12	262	53	4.9	55	18	3.1	207	1-6	213	34/	22/	1	6-41.2	6-52	0-0	20	2	0	1	1	0	2/2	-	2/2	24:48
8	11/1	at TEN	[L]	20	12	8	0	8-15	430	67	6.4	305	49	6.2	125	0-0	125	18/	15/	0	4-48.3	4-20	0-0	30	3	2	1	0	0	3/3	-	3/3	39:43
9	11/8	vs. KC	[W]	14	3	10	1	4-13	301	56	5.4	60	14	4.3	241	3-21	262	39/	23/	0	7-46.6	1-10	1-0	21	2	0	2	0	1/1	1/1	2/3	23:47	
10	11/15	at NYJ	[W]	19	7	10	2	7-13	322	60	5.4	110	29	3.8	212	0-0	212	31/	16/	2	2-50.5	4-26	1-1	22	2	1	1	0	1/1	0/1	3/3	28:53	
11	11/22	vs. BUF	[W]	14	1	12	1	3-11	343	51	6.7	53	18	2.9	290	2-7	297	31/	18/	2	4-50.5	6-43	2-1	15	1	0	1	0	0/0	0/1	3/3	23:36	
12	11/29	at SF	[L]	15	5	9	1	8-16	284	61	4.7	52	20	2.6	232	0-0	232	41/	27/	0	5-50.2	1-5	0-0	20	2	0	2	0	2/2	-	2/2	30:44	
13	12/6	vs. HOU	[W]	19	7	10	2	5-15	305	61	5.0	72	22	3.3	233	2-7	240	37/	22/	3	5-45.0	6-37	1-0	18	2	1	1	0	1/1	0/1	1/1	29:53	
14	12/13	vs. MIA	[L]	22	8	14	0	8-15	354	71	5.0	146	40	3.7	208	2-12	220	29/	21/	1	5-43.8	4-27	5-2	14	2	2	0	0	2/2	-	0/1	35:06	
15	12/17	vs. IND	[L]	18	2	16	0	8-12	369	53	7.0	61	23	2.7	308	0-0	308	30/	23/	1	3-43.0	5-40	0-0	35	5	0	4	1	0	5/5	-	0/0	24:34
16	12/27	at NE	[L]	26	12	14	0	6-10	464	62	7.5	197	36	5.5	267	0-0	267	26/	23/	0	1-42.0	2-10	1-1	35	5	1	4	0	5/5	-	0/0	32:25	
17	1/3	at CLE	[L]	18	13	4	1	5-13	300	60	5.0	214	49	4.4	86	0-0	86	11/	7/	1	3-35.7	3-15	1-0	23	2	2	0	0	2/2	-	3/3	32:58	
<b>Totals</b>			8-8	307	100	191	16	94-209	5,637	982	5.7	1,863	458	4.1	3,774	14-79	3,853	510/	345/	15	62-44.9	64-498	22-10	380	44	12	28	4	1	38/38	2/6	24/28	29:52

**JACKSONVILLE JAGUARS 2008 OFFENSE GAME-BY-GAME**

Wk.	Date	Opp	FIRST DOWNS				3 <sup>RD</sup>		TOT. OFFENSE		RUSHING			PASSING			PUNTS		FUM.					Tot.										
			Tot	Run	Pass	Pen	DOWN	Yards	Plays	Avg.	Yards	Att.	Avg.	Net	Sacks	Gross	Att./	Cmp./	Int.	Avg.	Yards	PEN.	Lost		Pls.	TD	Rn	Ps	Rt	Sfty	PAT	2PT	FGs	T.O.P.
1	9/7	at TEN	[L]	13	1	11	1	5-14	189	59	3.2	33	17	1.9	156	7-59	215	35/	23/	2	6-37.0	6-50	1-1	10	1	0	1	0	0	1/1	-	1/2	31-20	
2	9/14	vs. BUF	[L]	19	9	9	1	2-11	243	57	4.3	98	27	3.6	145	2-20	165	28/	17/	1	4-50.5	5-35	1-0	16	1	1	0	0	0	1/1	-	3/3	28-46	
3	9/21	at IND	[W]	25	13	11	1	8-14	403	70	5.8	236	48	4.9	167	0-0	167	22/	16/	1	1-60.0	5-44	0-0	23	2	1	0	1	0	2/2	-	3/3	41-35	
4	9/28	vs. HOU	[W]	21	7	14	0	6-12	375	58	6.5	139	25	5.6	236	1-0	236	32/	23/	0	2-46.5	2-27	0-0	30	3	2	1	0	0	3/3	-	3/3	31-15	
5	10/5	vs. PIT	[L]	14	2	9	3	3-13	213	54	3.9	38	19	2.0	175	3-25	200	32/	18/	0	5-46.6	8-89	1-0	21	3	1	1	1	0	3/3	-	0/0	26-37	
6	10/12	at DEN	[W]	26	9	15	2	5-12	416	70	5.9	155	34	4.6	261	2-15	276	34/	25/	0	4-40.0	6-45	3-2	24	3	2	1	0	0	3/3	-	1/1	33-35	
8	10/26	vs. CLE	[L]	23	6	16	1	11-20	380	74	5.1	113	29	3.9	267	3-16	283	42/	25/	0	3-46.7	6-40	1-1	17	2	0	2	0	0	2/2	-	1/2	35-05	
9	11/2	at CIN	[L]	18	6	12	0	5-13	282	62	4.5	68	21	3.2	214	3-15	229	38/	23/	1	6-45.0	12-86	1-0	19	2	1	0	1	0	1/1	0/1	2/2	29-41	
10	11/9	at DET	[W]	24	11	12	1	5-10	384	61	6.3	157	33	4.8	227	1-11	238	25/	18/	0	2-38.5	5-33	0-0	38	5	3	2	0	0	5/5	-	1/1	30-59	
11	11/16	vs. TEN	[L]	17	6	7	4	3-15	257	66	3.9	140	32	4.4	117	4-31	135	30/	13/	1	10-40.9	9-61	1-0	14	2	2	0	0	0	2/2	-	0/0	32-27	
12	11/23	vs. MIN	[L]	17	2	13	2	6-14	321	63	5.1	35	14	2.5	286	4-31	317	45/	27/	2	3-41.0	8-81	5-3	12	1	0	1	0	1	1/1	-	1/3	29-31	
13	12/1	at HOU	[L]	21	6	15	0	4-11	388	64	6.1	126	26	4.8	262	3-25	287	35/	25/	1	3-40.3	8-60	2-2	17	2	1	1	0	0	2/2	-	1/2	33-03	
14	12/7	at CHI	[L]	14	6	8	0	5-17	278	69	4.0	119	28	4.3	159	3-19	178	38/	19/	1	7-40.1	4-21	2-0	10	1	0	1	0	0	1/1	-	1/1	32-03	
15	12/14	vs. GB	[W]	18	8	8	2	6-12	323	54	6.0	94	19	4.9	229	2-9	238	33/	21/	0	4-49.5	6-58	1-0	20	3	1	2	0	0	2/2	0/1	0/1	27-57	
16	12/18	vs. IND	[L]	28	9	17	2	7-13	409	71	5.8	105	27	3.9	304	3-25	329	41/	28/	1	3-43.0	7-60	1-0	24	3	2	1	0	0	3/3	-	1/1	31-53	
17	12/28	at BAL	[L]	14	6	6	2	6-12	245	53	4.6	118	27	4.4	127	1-0	127	25/	14/	2	4-46.5	7-28	3-2	7	1	0	1	0	0	1/1	-	0/0	27-58	
<b>Totals</b>			5-11	312	107	183	22	87-213	5,106	1,005	5.1	1,774	426	4.2	3,332	42-288	3,620	537/	335/	13	67-43.3	104-813	23-11	302	35	17	15	3	1	33/33	0/2	19/25	31-22	

**JACKSONVILLE JAGUARS 2008 DEFENSE GAME-BY-GAME**

Wk.	Date	Opp	FIRST DOWNS				3 <sup>RD</sup>		TOT. OFFENSE		RUSHING			PASSING			PUNTS		FUM.					Tot.										
			Tot	Run	Pass	Pen	DOWN	Yards	Plays	Avg.	Yards	Att.	Avg.	Net	Sacks	Gross	Att./	Cmp./	Int.	Avg.	Yards	PEN.	Lost		Pls.	TD	Rn	Ps	Rt	Sfty	PAT	2PT	FGs	T.O.P.
1	9/7	at TEN	[L]	14	7	6	1	3-13	309	57	5.4	137	32	4.3	172	1-3	175	24/	14/	2	7-42.9	5-36	1-0	17	2	1	1	0	0	2/2	-	1/1	28-40	
2	9/14	vs. BUF	[L]	18	6	11	1	6-11	285	54	5.3	75	26	2.9	210	3-29	239	25/	20/	0	3-47.7	4-40	1-1	20	2	1	1	0	0	2/2	-	2/2	31-14	
3	9/21	at IND	[W]	19	9	7	3	5-9	325	49	6.6	114	19	6.0	211	1-5	216	29/	15/	2	3-45.0	6-37	0-0	21	3	2	1	0	0	3/3	-	0/0	18-25	
4	9/28	vs. HOU	[W]	23	4	18	1	9-13	386	63	6.1	79	23	3.4	307	0-0	307	40/	29/	0	2-43.5	2-15	2-0	27	3	0	3	0	0	3/3	-	2/2	32-20	
5	10/5	vs. PIT	[L]	28	6	18	4	7-15	415	70	5.9	129	26	5.0	286	3-23	309	41/	26/	1	4-49.8	10-129	0-0	26	3	0	3	0	0	2/2	0/1	2/2	33-23	
6	10/12	at DEN	[W]	19	7	10	2	6-13	323	60	5.4	131	23	5.7	192	0-0	192	37/	21/	1	4-48.0	4-52	2-2	17	2	0	2	0	0	2/2	-	1/1	26-25	
8	10/26	vs. CLE	[L]	15	6	9	0	3-12	327	52	6.3	91	24	3.8	236	1-10	246	27/	14/	0	5-41.4	1-15	1-0	23	2	1	1	0	0	2/2	-	3/3	24-55	
9	11/2	at CIN	[L]	20	9	8	3	6-13	312	62	5.0	159	29	5.5	153	2-9	162	31/	21/	1	7-35.4	5-39	1-1	21	3	1	2	0	0	3/3	-	0/0	30-19	
10	11/9	at DET	[W]	13	5	7	1	4-13	256	52	4.9	103	27	3.8	153	7-45	198	18/	11/	1	4-45.3	6-46	1-0	14	2	1	1	0	0	2/2	-	0/1	29-01	
11	11/16	vs. TEN	[L]	13	4	8	1	1-12	344	57	6.0	114	33	3.5	230	1-0	230	23/	13/	1	8-43.0	10-63	0-0	24	3	0	3	0	0	3/3	-	1/1	27-33	
12	11/23	vs. MIN	[L]	15	9	5	1	4-13	226	57	4.0	122	34	3.6	104	3-16	120	20/	12/	1	3-46.3	5-49	0-0	30	3	2	0	1	0	3/3	-	3/3	30-29	
13	12/1	at HOU	[L]	18	8	8	2	1-8	326	51	6.4	126	26	4.8	200	0-0	200	25/	14/	1	3-36.0	5-30	1-0	30	3	2	1	0	0	3/3	-	3/3	26-57	
14	12/7	at CHI	[L]	16	5	10	1	5-15	296	61	4.9	86	26	3.3	210	1-9	219	34/	20/	1	6-44.5	1-5	3-0	23	2	0	2	0	0	2/2	-	3/3	27-57	
15	12/14	vs. GB	[W]	18	4	13	1	10-16	398	63	5.4	84	28	3.0	254	3-24	278	32/	20/	1	2-43.5	3-30	1-0	16	1	0	1	0	0	1/1	-	3/3	32-03	
16	12/18	vs. IND	[L]	20	1	17	2	6-10	336	52	7.6	32	18	1.8	364	0-0	364	34/	29/	0	2-41.0	6-50	0-0	31	4	0	3	1	0	4/4	-	1/2	28-07	
17	12/28	at BAL	[L]	20	8	11	1	5-14	431	62	7.0	127	34	3.7	304	3-18	322	25/	18/	0	4-38.3	7-55	1-0	27	3	3	0	0	0	3/3	-	2/3	32-02	
<b>Totals</b>			5-11	289	98	166	25	82-200	5,295	922	5.7	1,709	428	4.0	3,586	29-191	3,777	465/	297/	13	67-43.0	80-691	15-4	367	41	14	25	2	0	40/40	0/1	27/30	28-38	

### JACKSONVILLE JAGUARS 2007 OFFENSE GAME-BY-GAME

Wk.	Date	Opp	FIRST DOWNS			3 <sup>RD</sup>			TOT. OFFENSE			RUSHING			PASSING			PUNTS			FUM.			Tot.			T.O.P.							
			Tot	Run	Pass	Pen	Down	Yds	Plays	Avg.	Yards	Att.	Avg.	Net	Sacks	Gross	Att./	Cmp./	Int.	Av.	Yards	Lost	Pts.	TD	Rn	Ps		Rt	Sfty	PAT	2PT	FGs		
1	9/9	vs. TEN	[L]	13	5	6	2	5-12	272	50	5.4	197	75	17	4.4	197	3-7	204	30/	17/	0	5-42.2	4-45	1-1	10	1	0	0	1/1	-	1/1	23:05		
2	9/16	vs. ATL	[W]	17	5	12	0	5-14	364	63	5.8	113	34	3.3	251	4-21	272	25/	17/	0	4-33.5	11-91	1-0	13	1	0	1	0	1/1	-	2/2	34:15		
3	9/23	at DEN	[W]	21	11	9	1	8-16	326	70	4.7	186	47	4.0	140	3-14	154	20/	14/	0	2-40.0	3-14	2-2	23	2	1	1	0	2/2	-	3/3	38:42		
5	10/7	at KC	[W]	20	7	12	1	8-15	357	66	5.4	156	35	4.5	201	4-17	218	27/	20/	0	4-45.0	5-30	0-0	17	2	1	1	0	2/2	-	1/2	36:43		
6	10/14	vs. HOU	[W]	25	9	13	3	5-10	457	61	7.5	244	26	9.4	213	1-8	221	34/	22/	0	0-0.0	3-28	3-3	37	5	2	2	1	0	4/5	-	1/2	29:20	
7	10/22	vs. IND	[L]	18	9	8	1	5-13	226	66	3.4	117	27	4.3	109	3-19	128	36/	17/	2	1-47.0	2-20	2-1	7	1	1	0	0	1/1	-	0/0	25:53		
8	10/28	at TB	[W]	12	6	6	0	4-16	219	62	3.5	133	44	3.0	86	2-14	100	16/	7/	0	8-45.5	5-45	1-0	24	3	1	1	1	0	3/3	-	1/1	32:05	
9	11/4	at NO	[L]	18	4	13	1	6-13	432	58	7.4	88	23	3.8	344	2-10	354	33/	20/	3	5-38.6	4-38	0-0	24	3	0	2	1	0	3/3	-	1/1	26:06	
10	11/11	at TEN	[W]	19	10	7	2	6-16	262	68	3.9	166	44	3.8	96	1-5	101	23/	13/	0	5-43.0	4-35	1-1	28	4	3	1	0	4/4	-	0/0	34:23		
11	11/18	vs. SD	[W]	18	8	9	1	5-14	311	61	5.1	122	37	3.3	189	0-0	189	24/	15/	0	5-40.6	5-42	0-0	24	3	1	2	0	0	3/3	-	1/1	32:57	
12	11/25	vs. BUF	[W]	21	6	14	1	9-16	416	64	6.5	124	26	4.8	292	1-4	296	37/	23/	0	1-51.0	1-5	1-1	36	3	2	1	0	0	3/3	-	5/5	29:15	
13	12/2	at IND	[L]	27	12	14	1	6-10	411	63	6.5	168	31	5.4	243	3-14	257	29/	24/	1	0-0.0	8-64	1-1	25	3	1	2	0	2/2	1/1	1/2	35:45		
14	12/9	vs. CAR	[W]	24	8	14	2	9-17	427	75	5.7	178	38	4.7	249	0-0	249	37/	21/	0	1-26.0	6-40	2-1	37	4	1	2	1	0	4/4	-	3/3	38:58	
15	12/16	at PIT	[W]	25	13	11	1	5-14	421	75	5.6	224	42	5.3	197	0-0	197	33/	17/	1	5-29.0	1-10	0-0	29	4	1	3	0	0	2/3	0/1	1/1	37:39	
16	12/23	vs. OAK	[W]	26	9	13	4	7-11	437	56	7.8	201	28	7.2	236	2-17	253	26/	16/	1	4-50.3	6-42	2-1	49	7	3	4	0	0	7/7	-	0/0	27:12	
17	12/30	at HOU	[L]	24	5	19	0	7-12	381	64	6.0	96	23	4.2	285	2-17	302	39/	25/	0	4-49.8	8-45	1-1	28	4	0	4	0	0	4/4	-	0/0	31:47	
<b>Totals</b>				11-5	328	127	180	21	100-219	5,719	1,022	5.6	2,391	522	4.6	3,328	31-167	3,495	469/	288/	8	54-41.6	76-594	18-13	411	50	18	28	4	0	46/48	1/2	21/24	32:08
WC 1/5 at PIT			[W]	14	8	5	1	4-11	239	54	4.4	135	29	4.7	104	4-36	140	21/	9/	2	4-50.0	6-40	0-0	31	4	2	1	1	0	4/4	-	1/2	27:01	
DIV 1/12 at NE			[L]	22	4	15	3	4-10	350	56	6.3	80	22	3.6	270	1-8	278	33/	22/	1	1-50.0	5-42	2-1	20	2	0	2	0	0	2/2	-	2/2	27:18	

### JACKSONVILLE JAGUARS 2007 DEFENSE GAME-BY-GAME

Wk.	Date	Opp	FIRST DOWNS			3 <sup>RD</sup>			TOT. OFFENSE			RUSHING			PASSING			PUNTS			FUM.			Tot.			T.O.P.							
			Tot	Run	Pass	Pen	Down	Yds	Plays	Avg.	Yards	Att.	Avg.	Net	Sacks	Gross	Att./	Cmp./	Int.	Av.	Yards	Lost	Pts.	TD	Rn	Ps		Rt	Sfty	PAT	2PT	FGs		
1	9/9	vs. TEN	[L]	22	15	5	2	6-12	350	69	5.1	282	49	5.8	68	2-10	78	18/	11/	1	3-30.0	4-29	3-1	13	1	1	0	0	1/1	-	2/2	36:55		
2	9/16	vs. ATL	[W]	13	3	9	1	7-14	248	52	4.8	82	25	3.3	166	7-34	200	20/	12/	0	5-39.2	5-44	0-0	7	1	1	0	0	0	1/1	-	0/2	25:45	
3	9/23	at DEN	[W]	11	2	9	0	4-8	265	42	6.3	47	18	2.6	218	1-4	222	23/	16/	1	2-63.0	6-36	2-2	14	2	1	1	0	0	2/2	-	0/0	21:18	
5	10/7	at KC	[W]	14	0	14	0	4-14	271	56	4.8	10	10	1.0	261	3-18	279	43/	25/	1	7-46.0	3-25	1-0	7	1	0	1	0	0	1/1	-	0/1	23:17	
6	10/14	vs. HOU	[W]	23	5	18	0	2-10	390	69	5.7	61	24	2.5	329	2-12	341	43/	30/	1	2-44.5	8-58	2-2	17	1	0	1	0	0	0/0	1/1	3/3	30:40	
7	10/22	vs. IND	[L]	24	12	10	2	7-14	384	72	5.3	141	33	4.3	243	2-16	259	37/	23/	1	3-40.3	4-27	1-0	29	3	2	1	0	1	3/3	-	2/2	34:07	
8	10/28	at TB	[W]	18	5	12	1	4-14	385	64	6.0	136	21	6.5	249	2-18	267	41/	19/	3	6-44.5	7-74	0-0	23	2	1	1	0	0	2/2	-	3/3	27:55	
9	11/4	at NO	[L]	32	6	25	1	4-10	538	75	7.2	103	25	4.1	435	1-10	445	49/	35/	0	3-44.3	2-20	2-1	41	5	1	3	1	0	5/5	-	2/4	33:54	
10	11/11	at TEN	[W]	17	2	14	1	4-15	292	64	4.6	62	19	3.3	230	4-27	257	41/	24/	2	5-44.0	9-56	2-1	13	1	0	1	0	0	1/1	-	2/2	25:37	
11	11/18	vs. SD	[W]	18	6	11	1	4-12	388	60	6.5	79	20	4.0	309	0-0	309	40/	22/	2	4-44.8	4-31	0-0	17	2	1	1	0	0	2/2	-	1/1	27:03	
12	11/25	vs. BUF	[W]	20	5	14	1	9-16	297	65	4.6	94	24	3.9	203	1-8	211	40/	27/	2	4-37.8	5-29	1-1	14	2	1	1	0	0	2/2	-	0/0	30:45	
13	12/2	at IND	[L]	19	4	14	1	10-13	342	55	6.2	63	25	2.5	279	1-9	288	29/	20/	1	2-38.0	2-15	0-0	28	4	0	4	0	0	4/4	-	0/0	24:15	
14	12/9	vs. CAR	[W]	10	3	6	1	2-12	149	54	2.8	50	15	3.3	99	1-6	105	38/	16/	1	5-48.4	5-50	1-1	6	0	0	0	0	0/0	-	2/0	21:02		
15	12/16	at PIT	[W]	13	7	6	0	5-13	217	55	3.9	111	17	6.5	106	5-40	146	33/	16/	0	7-40.9	4-34	2-0	22	3	0	3	0	2/2	1/1	0/0	22:21		
16	12/23	vs. OAK	[W]	13	7	6	0	3-15	215	65	3.3	110	30	3.7	105	4-24	129	31/	13/	3	6-49.5	11-88	3-1	11	1	0	1	0	0	0/0	1/1	1/1	32:48	
17	12/30	at HOU	[L]	19	10	8	1	5-9	290	53	5.5	170	34	5.0	120	1-8	128	18/	11/	1	2-36.5	3-20	0-0	42	6	3	1	2	0	6/6	-	0/0	28:13	
<b>Totals</b>				11-5	286	92	181	13	80-201	5,021	970	5.2	1,605	390	4.1	3,416	37-244	3,660	543/	319/	20	66-43.5	82-636	20-10	304	35	12	20	3	1	32/32	3/3	18/23	27:52
WC 1/5 at PIT			[W]	24	5	17	2	7-14	340	74	4.6	43	26	1.7	297	6-40	337	42/	29/	3	4-44.3	5-50	1-1	29	4	2	2	0	0	2/2	0/2	1/1	32:59	
DIV 1/12 at NE			[L]	24	11	12	1	6-10	403	58	6.9	145	29	5.0	258	1-4	262	28/	26/	0	1-30.0	6-74	0-0	31	4	1	3	0	0	4/4	-	1/2	32:42	



JACKSONVILLE JAGUARS 2006 OFFENSE GAME-BY-GAME

Wk.	Date	Opp	FIRST DOWNS			3 <sup>RD</sup>			TOT. OFFENSE			RUSHING			PASSING			PUNTS			PEN.			FUM.			Tot.						
			Total	Run	Pass	Pen	Down	Yards	Plays	Avg.	Yards	Att.	Avg.	Net	Sacks	Gross	Att./	Cmp./	Int.	Avg.	Yards	Loss	Pts.	TD	Rn	Ps	Rt	Sfty	PAT	2PT	FGs	T.O.P.	
1	9/10 vs. DAL	[W]	22	6	14	2	5-13	307	67	4.6	78	32	2.4	229	1-8	237	34/	23/	1	6-44.0	2-41	1-0	24	3	2	1	0	0	3/3	-	1/2	34-12	
2	9/18 vs. PIT	[W]	17	3	13	1	6-18	362	70	5.2	110	30	3.7	252	1-8	260	39/	26/	1	6-41.8	10-86	1-0	9	0	0	0	0	0/0	-	3/3	37-25		
3	9/24 at IND	[L]	20	12	7	1	9-16	297	69	4.3	191	40	4.8	106	1-1	107	28/	16/	2	4-46.5	4-38	0-0	14	2	1	1	0	0	2/2	-	0/2	39-24	
4	10/1 at WAS	[L]	12	2	10	0	2-13	307	54	5.7	32	16	2.2	275	4-15	290	34/	20/	1	5-49.2	4-35	1-1	30	3	0	3	0	0	3/3	-	3/3	25-17	
5	10/8 vs. NYJ	[W]	19	8	9	2	6-13	312	60	5.2	181	39	4.6	131	1-9	140	20/	9/	0	4-38.5	9-62	0-0	41	5	3	2	0	0	5/5	-	2/2	32-02	
7	10/22 at HOU	[L]	14	7	5	2	3-12	220	54	4.1	102	25	4.1	118	1-7	125	28/	14/	0	7-42.1	7-35	2-2	7	1	1	0	0	1/1	-	0/0	26-30		
8	10/29 at PHI	[W]	16	13	3	0	4-14	285	64	4.5	209	46	4.5	76	1-11	87	17/	10/	0	5-39.8	5-44	2-1	13	1	1	0	0	1/1	-	2/2	36-51		
9	11/5 vs. TEN	[W]	17	8	8	1	5-13	342	54	6.3	173	30	5.8	169	2-8	177	22/	12/	0	5-41.0	4-20	0-0	37	4	0	3	1	0	4/4	-	3/3	30-11	
10	11/12 vs. HOU	[L]	16	6	9	1	5-10	322	55	5.9	118	19	6.2	204	2-10	214	34/	15/	4	4-36.5	9-65	1-0	10	1	1	0	0	1/1	-	1/1	22-27		
11	11/20 vs. NYG	[W]	21	8	13	0	9-18	414	75	5.5	165	43	3.8	249	0-0	249	32/	19/	0	4-36.8	9-65	2-1	26	2	2	0	0	2/2	-	4/4	40-19		
12	11/26 at BUF	[L]	19	11	7	1	1-11	323	60	5.4	207	35	5.9	116	3-16	132	22/	16/	0	6-38.7	10-108	2-1	24	3	1	2	0	0	3/3	-	1/2	32-10	
13	12/3 at MIA	[W]	18	8	10	0	7-12	353	57	6.2	150	31	4.8	203	4-26	229	22/	16/	0	3-38.3	7-60	1-1	24	3	1	2	0	0	3/3	-	1/1	36-56	
14	12/10 vs. IND	[W]	23	16	4	3	2-9	447	57	7.8	375	42	8.9	72	1-7	79	14/	8/	1	1-20.0	3-31	0-0	44	5	4	0	1	0	5/5	-	3/4	31-37	
15	12/17 at TEN	[L]	23	9	13	1	10-19	396	82	4.8	193	41	4.7	203	4-30	233	37/	22/	3	2-37.5	2-25	1-1	17	2	1	1	0	0	2/2	-	1/1	44-22	
16	12/24 vs. NE	[L]	12	3	8	1	5-12	339	46	7.4	144	22	6.5	195	1-0	195	23/	17/	0	5-38.8	7-60	2-1	21	3	2	1	0	0	3/3	-	0/1	22-47	
17	12/31 at KC	[L]	24	7	14	3	6-14	397	65	6.1	113	22	5.1	284	3-22	306	40/	23/	1	6-31.8	5-35	0-0	30	4	3	1	0	0	3/3	0-1	1/1	29-22	
<b>Totals</b>			<b>8-8</b>	<b>293</b>	<b>127</b>	<b>147</b>	<b>19</b>	<b>85-217</b>	<b>5,423</b>	<b>989</b>	<b>5.5</b>	<b>2,541</b>	<b>513</b>	<b>5.0</b>	<b>2,882</b>	<b>30-178</b>	<b>3,060</b>	<b>446/</b>	<b>266/</b>	<b>14</b>	<b>73-40.0</b>	<b>97-806</b>	<b>16-9</b>	<b>371</b>	<b>42</b>	<b>23</b>	<b>17</b>	<b>2</b>	<b>0</b>	<b>41/41</b>	<b>0-1</b>	<b>26/32</b>	<b>32-11</b>

JACKSONVILLE JAGUARS 2006 DEFENSE GAME-BY-GAME

Wk.	Date	Opp	FIRST DOWNS			3 <sup>RD</sup>			TOT. OFFENSE			RUSHING			PASSING			PUNTS			PEN.			FUM.			Tot.						
			Total	Run	Pass	Pen	Down	Yards	Plays	Avg.	Yards	Att.	Avg.	Net	Sacks	Gross	Att./	Cmp./	Int.	Avg.	Yards	Loss	Pts.	TD	Rn	Ps	Rt	Sfty	PAT	2PT	FGs	T.O.P.	
1	9/10 vs. DAL	[W]	14	4	9	1	6/15	323	57	5.7	88	22	4.0	235	2-11	246	33/	16/	3	5-53.2	9-93	0-0	17	2	1	1	0	0	2/2	-	1/2	25-48	
2	9/18 vs. PIT	[W]	9	0	7	2	3/13	153	48	3.2	26	14	1.9	127	2-14	141	32/	17/	2	8-44.8	3-25	1-0	0	0	0	0	0	0/0	-	0/0	22-35		
3	9/24 at IND	[L]	14	4	10	0	6/13	272	53	5.1	63	20	3.2	209	2-10	219	31/	14/	0	7-43.3	4-35	0-0	21	3	1	1	1	0	3/3	-	0/0	20-36	
4	10/1 at WAS	[L]	22	11	11	0	7/14	481	70	6.9	152	40	3.8	329	0-0	329	30/	18/	1	5-30.8	4-40	1-1	36	4	1	3	0	0	3/3	-	3/3	36-32	
5	10/8 vs. NYJ	[W]	11	6	3	2	3/14	177	58	3.1	132	34	3.9	45	6-26	71	18/	10/	3	6-40.8	6-59	1-1	0	0	0	0	0	0/0	-	0/0	27-58		
7	10/22 at HOU	[L]	21	10	10	1	5/14	349	69	5.1	131	34	3.9	218	1-6	224	34/	25/	0	5-43.4	3-17	0-0	27	3	1	2	0	0	3/3	-	2/3	33-30	
8	10/29 at PHI	[W]	14	4	9	1	4/14	227	58	3.9	85	20	4.3	142	4-19	161	34/	18/	0	7-44.0	8-50	0-0	6	0	0	0	0	0/0	-	2/2	23-09		
9	11/5 vs. TEN	[W]	14	5	8	1	5/18	262	69	3.8	108	32	3.4	154	1-9	163	36/	15/	3	7-46.7	4-20	1-0	7	1	0	1	0	0	1/1	-	0/0	29-49	
10	11/12 vs. HOU	[L]	21	9	9	3	8/19	306	80	3.8	148	42	3.5	158	3-18	176	35/	17/	0	5-34.2	6-51	1-0	13	1	1	0	0	1/1	-	2/4	37-33		
11	11/20 vs. NYG	[W]	13	3	8	2	4/13	247	56	4.4	25	14	1.8	222	1-8	230	41/	19/	2	6-40.2	5-35	1-1	10	1	0	1	0	0	1/1	-	1/1	19-41	
12	11/26 at BUF	[L]	13	3	8	2	3/10	241	51	4.7	72	23	3.1	169	0-0	169	28/	21/	1	6-44.2	4-55	3-0	27	3	2	0	1	0	3/3	-	2/2	27-50	
13	12/3 at MIA	[W]	20	7	12	1	7/14	309	65	4.8	68	19	3.6	241	4-26	267	42/	27/	2	3-41.0	1-10	0-0	10	1	0	1	0	0	1/1	-	1/2	29-04	
14	12/10 vs. IND	[W]	23	6	15	2	7/16	339	72	4.7	34	20	1.7	305	2-8	313	50/	25/	1	6-32.3	7-71	0-0	17	2	2	0	0	2/2	-	1/1	28-23		
15	12/17 at TEN	[L]	5	2	3	0	0/8	98	34	2.9	41	16	2.6	57	3-28	85	15/	8/	0	5-43.8	4-40	1-0	24	3	0	0	3	0	3/3	-	1/2	15-38	
16	12/24 vs. NE	[L]	22	10	10	2	8/16	359	70	5.1	117	30	3.9	242	1-7	249	39/	28/	0	5-35.0	7-51	0-0	24	3	2	1	0	0	3/3	-	1/2	37-13	
17	12/31 at KC	[L]	23	10	11	2	7/16	395	68	5.8	170	40	4.3	225	3-10	235	25/	16/	2	4-39.5	5-32	2-1	35	5	3	1	1	0	5/5	-	0/0	30-38	
<b>Totals</b>			<b>8-8</b>	<b>259</b>	<b>94</b>	<b>143</b>	<b>22</b>	<b>83-227</b>	<b>4,538</b>	<b>978</b>	<b>4.6</b>	<b>1,460</b>	<b>420</b>	<b>3.5</b>	<b>3,078</b>	<b>35-200</b>	<b>3,278</b>	<b>523/</b>	<b>294/</b>	<b>20</b>	<b>90-41.4</b>	<b>80-684</b>	<b>12-4</b>	<b>274</b>	<b>32</b>	<b>14</b>	<b>12</b>	<b>6</b>	<b>0</b>	<b>31/31</b>	<b>-</b>	<b>17/24</b>	<b>27-49</b>

**JACKSONVILLE JAGUARS 2005 OFFENSE GAME-BY-GAME**

Wk.	Date	Opp	FIRST DOWNS			3 <sup>RD</sup>	TOT. OFFENSE			RUSHING			PASSING			PUNTS			FUM.			T.O.P.										
			Tot	Run	Pass		Pen	Down	Yards	Plays	Avg.	Yards	Att.	Avg.	Sacks	Gross	Att./	Cmp./	Int.	Avg.	Lost		Pts.	TD	Rn	Ps	Rt	Sfty	PAT	2PT	FGs	
																																Yards
1	9/11 vs. SEA	[W]	18	4	13	1	4-13	362	66	5.5	119	31	3.8	243	3-15	258	32/	18/	0	4-44.0	6-31	1-0	26	2	0	2	0	2/2	-	4/5	34:11	
2	9/18 at IND	[L]	12	4	7	1	6-15	303	59	5.1	128	24	5.3	175	6-23	198	29/	16/	0	7-45.6	7-60	6-0	3	0	0	0	0	0/0	-	1/2	31:20	
3	9/25 at NYJ	[W]	16	8	7	1	10-20	308	73	4.2	139	47	3.0	169	2-8	177	24/	16/	1	6-50.0	9-85	3-2	26	3	1	2	0	2/2	-	2/2	40:31	
4	10/2 vs. DEN	[L]	13	1	10	2	3-9	241	47	5.1	12	11	1.1	229	2-11	240	34/	20/	2	6-41.8	15-119	3-2	7	1	0	1	0	1/1	-	0/0	21:55	
5	10/9 vs. CIN	[W]	19	8	7	4	2-11	342	61	5.6	181	37	4.9	161	0-0	161	24/	10/	0	5-39.8	10-98	1-1	23	2	0	2	0	2/2	-	3/3	29:25	
6	10/16 at PIT	[W]	17	6	9	2	7-19	246	73	3.4	93	35	2.7	153	3-24	177	35/	19/	1	9-46.9	10-106	1-0	23	3	1	1	1	0	2/2	-	1/1	36:09
8	10/30 at STL	[L]	16	6	10	0	6-14	427	61	7.0	221	28	7.9	206	2-7	213	31/	18/	1	3-25.7	4-25	1-0	21	3	1	2	0	3/3	-	0/2	31:22	
9	11/6 vs. HOU	[W]	18	4	12	2	6-12	312	54	5.8	98	27	3.6	214	2-4	218	25/	19/	0	6-37.8	6-45	1-0	21	3	2	1	0	3/3	-	0/0	29:04	
10	11/13 vs. BAL	[W]	20	8	10	2	5-14	338	66	5.1	133	35	3.8	205	1-6	211	30/	16/	0	5-40.6	5-42	0-0	30	3	1	1	1	0	3/3	-	3/3	34:29
11	11/20 at TEN	[W]	22	5	15	2	10-17	295	70	4.2	49	30	1.6	246	2-12	258	38/	22/	0	6-50.2	3-15	1-1	31	4	1	3	0	4/4	-	1/1	31:54	
12	11/27 at AZ	[W]	19	8	9	2	8-15	295	61	4.8	162	33	4.9	133	0-0	133	28/	14/	0	4-39.0	11-81	0-0	24	3	2	0	1	0	3/3	-	1/2	31:41
13	12/4 at CLE	[W]	17	7	8	2	5-13	237	59	4.0	122	38	3.8	115	1-1	116	20/	11/	1	4-41.3	5-50	0-0	20	2	0	2	0	2/2	-	2/2	29:43	
14	12/11 vs. IND	[L]	18	5	12	1	3-11	324	58	5.6	74	23	3.2	250	0-0	250	35/	26/	0	5-38.6	7-65	4-3	18	2	1	1	0	1/1	-	1/1	26:02	
15	12/18 vs. SF	[W]	21	6	13	2	6-17	336	77	4.4	134	35	3.8	202	2-14	216	40/	21/	0	8-39.3	10-84	0-0	10	1	1	0	0	1/1	-	1/2	35:40	
16	12/24 at HOU	[W]	30	11	14	5	5-11	448	67	6.7	172	33	5.2	276	3-16	292	31/	18/	0	2-49.0	6-50	2-0	38	5	4	1	0	5/5	-	1/2	32:18	
17	1/1 vs. TEN	[W]	25	6	14	5	7-14	335	69	4.9	122	35	3.5	213	3-21	234	31/	19/	0	3-38.7	7-50	2-1	40	5	3	2	0	4/5	-	2/2	34:11	
<b>Totals</b>	<b>12-4</b>	<b>301</b>	<b>97</b>	<b>170</b>	<b>34</b>	<b>93-225</b>	<b>5,149</b>	<b>1,021</b>	<b>5.0</b>	<b>1,959</b>	<b>502</b>	<b>3.9</b>	<b>3,190</b>	<b>32-162</b>	<b>3,352</b>	<b>487/</b>	<b>283/</b>	<b>6</b>	<b>83-42.4</b>	<b>121-1006</b>	<b>27-11</b>	<b>361</b>	<b>42</b>	<b>18</b>	<b>21</b>	<b>3</b>	<b>0</b>	<b>38/39</b>	<b>1/1</b>	<b>23/30</b>	<b>31-33</b>	
<b>WC 1/7/05 at NE</b>	[L]	<b>15</b>	<b>1</b>	<b>14</b>	<b>0</b>	<b>1-12</b>	<b>292</b>	<b>62</b>	<b>4.7</b>	<b>87</b>	<b>17</b>	<b>5.1</b>	<b>205</b>	<b>6-42</b>	<b>247</b>	<b>39/</b>	<b>21/</b>	<b>1</b>	<b>5-41.8</b>	<b>8-40</b>	<b>2-1</b>	<b>3</b>	<b>0</b>	<b>0</b>	<b>0</b>	<b>0</b>	<b>0/0</b>	-	<b>1/2</b>	<b>29-34</b>		

**JACKSONVILLE JAGUARS 2005 DEFENSE GAME-BY-GAME**

Wk.	Date	Opp	FIRST DOWNS			3 <sup>RD</sup>	TOT. OFFENSE			RUSHING			PASSING			PUNTS			FUM.			T.O.P.										
			Tot	Run	Pass		Pen	Down	Yards	Plays	Avg.	Yards	Att.	Avg.	Sacks	Gross	Att./	Cmp./	Int.	Avg.	Lost		Pts.	TD	Rn	Ps	Rt	Sfty	PAT	2PT	FGs	
																																Yards
1	9/11 vs. SEA	[W]	20	5	13	2	3-9	322	58	5.6	97	19	5.1	225	3-21	246	37/	21/	1	5-46.0	5-29	3-3	14	2	0	2	0	2/2	-	0/0	25:49	
2	9/18 at IND	[L]	18	10	7	1	7-16	268	66	4.1	146	38	3.8	122	0-0	122	28/	13/	2	7-46.1	6-45	0-0	10	1	1	0	0	1/1	-	1/1	28:40	
3	9/25 at NYJ	[W]	12	4	5	3	3-12	168	51	3.3	89	25	3.6	79	4-16	95	22/	11/	2	7-48.6	6-44	3-1	20	2	1	0	1	0	2/2	-	2/2	25:34
4	10/2 vs. DEN	[L]	24	9	12	3	5-15	306	73	4.2	188	44	4.3	118	3-18	136	26/	19/	0	4-48.5	5-30	0-0	20	2	0	2	0	2/2	-	2/4	38:05	
5	10/9 vs. CIN	[W]	20	6	12	2	4-13	364	61	6.0	132	26	5.1	232	2-7	239	33/	22/	0	6-36.0	12-94	2-1	20	2	0	2	0	2/2	-	2/2	30:35	
6	10/16 at PIT	[W]	16	3	7	6	1-12	218	60	3.6	73	30	2.4	145	2-9	154	28/	11/	3	6-31.7	7-80	2-1	17	2	0	1	1	0	2/2	-	1/2	27:27
8	10/30 at STL	[L]	15	7	7	1	4-12	386	56	6.9	200	33	6.1	186	2-14	200	21/	13/	3	5-40.8	9-59	0-0	24	3	0	2	1	0	3/3	-	1/1	28:38
9	11/6 vs. HOU	[W]	17	7	10	0	4-12	279	59	4.7	88	23	3.8	191	6-28	219	30/	22/	0	5-44.0	4-30	5-1	14	2	1	1	0	2/2	-	0/0	30:56	
10	11/13 vs. BAL	[W]	8	2	5	1	4-14	163	54	3.0	53	17	3.1	110	4-32	142	33/	19/	3	7-44.6	9-86	0-0	3	0	0	0	0	0/0	-	1/1	25:31	
11	11/20 at TEN	[W]	16	4	11	1	5-13	254	54	4.7	63	21	3.0	191	3-17	208	30/	20/	1	8-46.6	11-73	0-0	28	4	1	2	1	0	4/4	-	0/0	28:06
12	11/27 at AZ	[W]	23	2	16	5	3-11	368	65	5.7	67	16	4.2	301	3-14	315	46/	29/	1	4-40.0	11-105	1-1	17	2	0	2	0	2/2	-	1/2	28:19	
13	12/4 at CLE	[W]	15	4	9	2	4-12	303	57	5.3	98	32	3.1	205	5-21	226	20/	13/	0	6-37.2	7-97	1-0	14	2	0	2	0	2/2	-	0/1	30:17	
14	12/11 vs. IND	[L]	25	3	19	3	6-14	399	74	5.4	99	34	2.9	300	3-24	324	37/	24/	0	3-46.3	5-47	0-0	26	2	0	2	0	2/2	-	4/4	33:58	
15	12/18 vs. SF	[W]	11	4	3	4	1-13	217	51	4.3	110	25	4.4	107	2-16	123	24/	8/	1	8-41.9	8-56	1-0	9	0	0	0	0	0/0	-	3/3	24:20	
16	12/24 at HOU	[W]	18	4	13	1	7-13	370	62	6.0	107	29	3.7	263	4-32	295	29/	19/	1	2-32.0	7-40	1-0	20	2	0	2	0	2/2	-	2/4	27:42	
17	1/1 vs. TEN	[W]	15	5	9	1	6-14	270	62	4.4	99	22	4.5	171	1-8	179	39/	21/	1	5-48.0	18-140	2-1	13	2	0	2	0	1/2	-	0/0	25:49	
<b>Totals</b>	<b>12-4</b>	<b>273</b>	<b>79</b>	<b>158</b>	<b>36</b>	<b>67-205</b>	<b>4,655</b>	<b>963</b>	<b>4.8</b>	<b>1,709</b>	<b>434</b>	<b>3.9</b>	<b>2,946</b>	<b>47-277</b>	<b>3,223</b>	<b>482/</b>	<b>285/</b>	<b>19</b>	<b>88-42.8</b>	<b>130-1055</b>	<b>21-9</b>	<b>269</b>	<b>30</b>	<b>4</b>	<b>22</b>	<b>4</b>	<b>0</b>	<b>29/30</b>	<b>-</b>	<b>20/27</b>	<b>28-27</b>	
<b>WC 1/7/05 at NE</b>	[L]	<b>17</b>	<b>6</b>	<b>10</b>	<b>1</b>	<b>7-14</b>	<b>307</b>	<b>59</b>	<b>5.2</b>	<b>118</b>	<b>28</b>	<b>4.2</b>	<b>189</b>	<b>4-12</b>	<b>201</b>	<b>27/</b>	<b>15/</b>	<b>0</b>	<b>5-39.2</b>	<b>4-32</b>	<b>4-0</b>	<b>28</b>	<b>4</b>	<b>0</b>	<b>3</b>	<b>1</b>	<b>0</b>	<b>4/4</b>	-	<b>0/0</b>	<b>30-26</b>	

**JACKSONVILLE JAGUARS 2004 OFFENSE GAME-BY-GAME**

Wk.	Date	Opp	FIRST DOWNS			3 <sup>RD</sup>			TOT. OFFENSE			RUSHING			PASSING			PUNTS			PEN.			FUM.			Tot.							
			Tot	Run	Pass	Pen	Down	Yards	Plays	Avg.	Yards	Att.	Avg.	Net	Sacks	Gross	Att./	Cmp./	Int.	Avg.	Yards	Loss	TD	Rn	Ps	Rt	Sfty	PAT	2PT	FGs	T.O.P.			
1	9/12	at BUF	[W]	14	4	8	2	2-13	225	61	3.7	83	23	3.6	142	2-5	147	36/	18/	2	6-47.0	9-50	0-0	13	1	0	1	0	0	1-1	-	2-2	26:07	
2	9/19	vs DEN	[W]	8	2	4	2	1-10	176	40	4.4	67	22	3.0	109	2-11	120	16/	8/	0	9-44.1	10-85	1-0	7	1	0	1	0	0	1-1	-	0-0	22:52	
3	9/26	at TEN	[W]	15	7	6	2	3-11	253	51	5.0	136	29	4.7	117	2-7	124	20/	14/	0	7-39.0	9-87	3-0	15	2	1	1	0	0	1-1	1-1	0-0	28:46	
4	10/3	vs IND	[L]	23	5	16	2	8-15	408	73	5.6	97	31	3.1	311	1-7	318	41/	29/	0	1-33.0	5-28	2-1	17	1	0	1	0	0	--	-	1-1	3-4	35:33
5	10/10	at SD	[L]	28	6	19	3	7-14	429	75	5.7	80	18	4.4	349	3-8	357	54/	36/	2	3-38.7	5-33	1-1	21	3	2	1	0	0	3-3	-	0-0	30:02	
6	10/17	vs KC	[W]	19	4	14	1	6-13	378	63	6.0	101	23	4.4	277	4-21	298	36/	24/	0	5-46.0	5-46	0-0	22	3	1	2	0	0	2-2	1-1	0-1	30:00	
7	10/24	at IND	[W]	20	5	15	0	5-11	414	60	6.9	128	27	4.7	286	3-14	300	30/	23/	1	1-36.0	6-48	2-1	27	2	0	2	0	0	1-1	1-1	4-4	34:34	
8	10/31	at HOU	[L]	14	3	10	1	4-12	287	55	5.2	39	12	3.3	248	1-7	255	42/	27/	2	4-47.0	11-80	1-0	6	0	0	0	0	0	--	-	2-3	24:54	
10	11/14	vs DET ot	[W]	22	10	11	1	12-22	415	89	4.7	239	50	4.8	176	3-22	198	36/	19/	0	8-39.6	10-99	0-0	23	3	1	2	0	0	2-2	-	1-1	41:44	
11	11/21	vs TEN	[L]	18	9	8	1	3-13	274	61	4.5	151	32	4.7	123	2-6	129	27/	13/	1	6-40.8	3-22	1-1	15	1	1	0	0	1	1-1	-	2-3	31:32	
12	11/28	at MIN	[L]	18	7	10	1	7-15	379	63	6.0	154	27	5.7	225	2-10	235	34/	19/	0	2-54.0	6-45	3-2	16	1	0	1	0	0	1-1	-	3-3	31:17	
13	12/5	vs PIT	[L]	20	5	11	4	6-14	359	63	5.7	100	34	2.9	259	2-9	268	27/	16/	0	3-47.7	3-25	1-0	16	1	0	1	0	0	1-1	-	3-5	34:37	
14	12/12	vs CH	[W]	22	5	13	4	4-15	332	73	4.5	90	28	3.2	242	0-0	242	45/	25/	1	8-42.6	8-75	1-0	22	2	0	2	0	1	2-2	-	2-2	35:43	
15	12/19	at GB	[W]	19	8	6	5	3-11	312	57	5.5	197	36	5.5	115	1-6	121	20/	9/	0	7-36.6	7-85	3-2	28	4	2	2	0	0	4-4	-	0-0	30:42	
16	12/26	vs HOU	[L]	6	4	2	0	1-10	126	44	2.9	95	20	4.8	31	3-23	54	21/	10/	1	7-45.3	5-45	3-2	0	0	0	0	0	0	0-0	-	0-1	21:02	
17	1/2	at OAK	[W]	13	4	8	1	8-1	242	63	3.8	93	34	2.7	149	1-0	149	28/	15/	1	7-43.6	7-87	1-1	13	1	1	0	0	0	1-1	-	2-2	30:53	
<b>Totals</b>	9-7	279	88	161	30	80-217	5,009	991	5.1	1,850	446	4.2	3,159	32-156	3,315	513/	305/	11	84-42.8	109-940	23-11	261	26	9	17	0	2	21-21	4-4	24-31	30:28			

**JACKSONVILLE JAGUARS 2004 DEFENSE GAME-BY-GAME**

Wk.	Date	Opp	FIRST DOWNS			3 <sup>RD</sup>			TOT. OFFENSE			RUSHING			PASSING			PUNTS			PEN.			FUM.			Tot.						
			Tot	Run	Pass	Pen	Down	Yards	Plays	Avg.	Yards	Att.	Avg.	Net	Sacks	Gross	Att./	Cmp./	Int.	Avg.	Yards	Loss	TD	Rn	Ps	Rt	Sfty	PAT	2PT	FGs	T.O.P.		
1	9/12	at BUF	[W]	16	5	10	1	7-14	242	63	3.8	95	36	2.6	147	1-6	153	26/	17/	0	5-44.6	7-78	3-2	10	1	0	1	0	0	1-1	-	1-2	33:53
2	9/19	vs DEN	[W]	20	4	13	3	6-17	356	74	4.8	106	35	3.0	250	0-0	250	39/	23/	0	7-41.4	7-57	3-1	6	0	0	0	0	0	0-0	-	2-3	37:08
3	9/26	at TEN	[W]	13	5	7	1	6-13	249	56	4.4	119	26	4.6	130	3-13	143	27/	16/	1	4-52.3	6-56	2-0	12	1	1	0	0	0	0-1	2-2	31:14	
4	10/3	vs IND	[L]	23	7	14	2	3-8	337	56	6.0	117	27	4.3	220	0-0	220	29/	20/	1	3-48.0	3-26	0-0	24	3	1	2	0	0	3-3	-	1-1	24:27
5	10/10	at SD	[L]	18	8	10	0	9-15	386	62	6.2	176	35	5.0	210	1-1	211	26/	17/	0	4-41.5	4-44	0-0	34	4	2	2	0	0	4-4	-	2-2	29:58
6	10/17	vs KC	[W]	19	3	15	1	6-13	350	60	5.8	77	21	3.7	273	6-42	315	33/	23/	1	5-42.4	5-30	3-0	16	2	0	2	0	0	1-2	-	1-2	30:00
7	10/24	at IND	[W]	23	5	17	1	6-10	446	59	7.6	87	18	4.8	359	1-9	368	40/	27/	0	3-48.0	12-62	2-2	24	3	0	3	0	0	3-3	-	1-1	25:26
8	10/31	at HOU	[L]	24	6	15	3	4-13	369	67	5.5	93	32	2.9	276	0-0	276	35/	26/	0	4-38.8	8-75	2-2	20	2	0	1	1	0	2-2	-	2-2	35:06
10	11/14	vs DET ot	[W]	10	4	3	3	2-14	190	54	3.5	81	19	4.3	109	2-12	121	33/	11/	1	6-44.2	8-45	0-0	17	2	0	0	2	0	2-2	-	1-2	23:44
11	11/21	vs TEN	[L]	14	4	10	0	4-13	295	60	4.9	103	27	3.8	192	3-17	209	30/	18/	2	5-43.2	4-49	1-0	18	2	1	1	0	0	1-1	1-1	1-1	28:28
12	11/28	at MIN	[L]	27	7	14	3	6-10	330	61	5.4	112	30	3.7	218	4-17	235	27/	19/	1	2-49.0	4-35	1-1	27	3	1	1	1	0	3-3	-	2-2	28:43
13	12/5	vs PIT	[L]	15	5	9	1	5-10	316	45	7.0	120	25	4.8	196	3-25	221	17/	14/	0	5-46.4	11-82	2-0	17	2	0	2	0	0	2-2	-	1-1	25:23
14	12/12	vs CH	[W]	10	0	9	1	2-12	210	52	4.0	31	14	2.2	179	5-33	212	33/	17/	1	7-48.3	13-104	2-1	3	0	0	0	0	0	0-0	-	1-2	24:17
15	12/19	at GB	[W]	26	2	21	3	6-11	444	67	6.6	94	21	4.5	350	2-17	367	44/	30/	3	3-38.0	12-101	4-2	25	3	0	2	1	0	2-2	1-1	1-2	29:18
16	12/26	vs HOU	[L]	19	11	8	0	7-15	333	67	5.0	219	44	4.9	114	4-17	131	19/	13/	2	5-44.2	6-50	2-0	21	3	1	1	1	0	3-3	-	0-1	38:58
17	1/2	at OAK	[W]	16	7	6	3	5-17	281	69	4.1	147	28	5.3	134	2-8	142	39/	15/	3	6-39.7	8-72	3-1	6	0	0	0	0	0	0-0	-	2-2	29:07
<b>Totals</b>	9-7	290	83	181	26	84-205	5,134	972	5.3	1,777	438	4.1	3,357	37-217	3,574	497/	306/	16	74-44.1	118-966	30-12	280	31	7	18	6	0	27-28	2-3	21-28	29:32		

**JACKSONVILLE JAGUARS 2003 OFFENSE GAME-BY-GAME**

Wk.	Date	Opp	FIRST DOWNS				3 <sup>RD</sup>				TOT. OFFENSE			RUSHING				PASSING			PUNTS			FUM.				Tot.			
			Tot	Run	Pass	Pen	DOWN	Yards	Plays	Avg.	Yards	Att.	Avg.	Net	Sacks	Gross	Att./	Cmp./	Int.	Avg.	Yards	Lost	Pts.	TD	Rn	Ps	Rt		Sfty	PAT	2PT
1	9/7	at CAR	[L]	17	4	11	2	4-13	331	59	5.6	2.7	256	4-16	272	27/	23/	0	8-40.9	8-82	1-1	23	3	1	2	0	0	2-2	0-1	1-2	33:23
2	9/14	vs. BUF	[L]	20	7	12	1	4-14	287	65	4.4	4.3	192	3-22	214	40/	26/	0	4-44.3	8-97	0-0	17	2	1	1	0	0	2-2	-	1-2	28:50
3	9/21	at IND	[L]	15	7	7	1	5-15	266	55	4.8	6.1	114	2-8	122	28/	16/	0	4-38.8	7-38	2-1	13	1	0	1	0	0	1-1	-	2-4	23:48
4	9/28	at HOU	[L]	15	4	9	2	2-11	342	59	5.8	3.6	263	0-0	263	37/	18/	3	4-43.5	9-48	3-2	20	2	1	1	0	0	2-2	-	2-2	24:46
5	10/5	vs. SD	[W]	21	7	14	0	6-14	436	68	6.4	3.3	313	3-23	336	28/	19/	0	4-42.0	8-89	2-1	27	3	1	2	0	0	3-3	-	2-2	33:13
6	10/12	vs. MIA	[L]	22	7	11	4	8-17	332	76	4.4	2.9	244	4-12	256	42/	24/	3	1-42.0	7-50	5-2	10	1	1	0	0	0	1-1	-	1-2	32:54
8	10/26	vs. TEN	[L]	15	3	12	0	5-10	293	52	5.6	4.9	239	2-5	244	39/	24/	2	3-47.0	5-45	1-1	17	2	0	2	0	0	2-2	-	1-1	20:46
9	11/2	at BAL	[L]	20	6	13	1	3-14	320	71	4.5	4.1	186	4-22	208	34/	22/	1	7-44.1	7-52	4-2	17	2	0	1	1	0	2-2	-	1-1	34:53
10	11/9	vs. IND	[W]	20	10	8	2	9-14	353	62	5.7	4.6	174	0-0	174	24/	12/	1	4-36.0	7-47	1-1	28	4	3	1	0	0	4-4	-	0-0	31:39
11	11/16	at TEN	[L]	16	8	8	0	2-13	271	62	4.4	4.2	145	1-6	151	31/	15/	2	6-41.3	3-15	1-0	3	0	0	0	0	0	0-0	-	1-2	30:28
12	11/23	at NYJ	[L]	20	9	9	2	4-14	330	71	4.6	3.7	172	1-0	172	33/	17/	1	4-38.3	3-37	1-1	10	1	1	0	0	0	1-1	-	1-2	32:30
13	11/30	vs. TB	[W]	21	8	11	2	4-12	359	69	5.2	3.9	224	0-0	224	34/	20/	0	3-43.3	5-48	2-1	17	2	0	2	0	0	2-2	-	1-3	31:30
14	12/7	vs. HOU	[W]	23	11	8	4	7-17	390	70	5.6	5.2	182	1-12	194	29/	18/	0	6-41.0	7-70	1-0	27	3	2	1	0	0	3-3	-	2-3	35:46
15	12/14	at NE	[L]	17	5	12	0	6-14	354	61	5.8	7.2	20	1-6	288	40/	21/	2	5-43.2	8-60	2-0	13	1	0	1	0	0	1-1	-	2-3	32:41
16	12/21	vs. NO	[W]	22	11	8	3	6-13	374	63	5.9	5.4	131	1-0	131	17/	9/	2	2-34.5	7-69	0-0	20	2	1	1	0	0	2-2	-	2-3	32:03
17	12/28	at ATL	[L]	21	11	10	0	5-13	320	61	5.2	5.6	163	1-4	167	32/	19/	0	4-38.5	9-48	1-1	14	2	1	1	0	0	2-2	-	0-1	28:38
<b>Totals</b>	<b>5-11</b>			<b>305</b>	<b>118</b>	<b>163</b>	<b>24</b>	<b>80-216</b>	<b>5,358</b>	<b>1,024</b>	<b>5.2</b>	<b>4.3</b>	<b>3,285</b>	<b>28-136</b>	<b>3,421</b>	<b>515/</b>	<b>303/</b>	<b>17</b>	<b>69-41.3</b>	<b>108-895</b>	<b>27-14</b>	<b>276</b>	<b>31</b>	<b>13</b>	<b>17</b>	<b>1</b>	<b>0</b>	<b>30-30</b>	<b>0-1</b>	<b>20-33</b>	<b>30:09</b>

**JACKSONVILLE JAGUARS 2003 DEFENSE GAME-BY-GAME**

Wk.	Date	Opp	FIRST DOWNS				3 <sup>RD</sup>				TOT. OFFENSE			RUSHING				PASSING			PUNTS			FUM.				Tot.			
			Tot	Run	Pass	Pen	DOWN	Yards	Plays	Avg.	Yards	Att.	Avg.	Net	Sacks	Gross	Att./	Cmp./	Int.	Avg.	Yards	Lost	Pts.	TD	Rn	Ps	Rt		Sfty	PAT	2PT
1	9/7	at CAR	[L]	17	7	9	1	4-14	242	61	4.0	4.7	120	5-21	141	30/	16/	2	7-40.7	9-83	4-0	24	3	0	3	0	1	1-1	0-2	1-1	26:37
2	9/14	vs. BUF	[L]	20	6	12	2	8-14	371	59	6.3	1.3	328	0-0	328	27/	20/	0	2-48.5	6-55	2-0	38	5	3	2	0	0	5-5	-	1-1	31:10
3	9/21	at IND	[L]	17	6	11	0	7-14	289	63	4.6	2.4	216	0-0	216	33/	21/	1	3-42.0	4-20	0-0	23	2	0	2	0	0	2-2	-	3-3	36:12
4	9/28	at HOU	[L]	21	7	12	2	7-16	339	75	4.5	3.0	229	1-5	234	37/	23/	2	4-34.8	4-43	4-2	24	3	2	1	0	0	3-3	-	1-2	35:14
5	10/5	vs. SD	[W]	21	4	14	3	5-11	346	58	6.0	5.3	277	4-19	296	41/	24/	0	6-40.3	10-61	3-2	21	3	0	3	0	0	3-3	-	0-0	26:47
6	10/12	vs. MIA	[L]	16	6	9	1	4-10	234	52	4.5	3.8	143	1-4	147	27/	14/	1	5-44.2	11-149	2-1	24	3	1	0	2	0	3-3	-	1-1	27:06
8	10/26	vs. TEN	[L]	23	11	11	1	8-14	320	65	4.9	3.5	187	0-0	187	27/	21/	1	3-49.7	8-49	0-0	30	3	2	1	0	0	3-3	-	3-3	39:14
9	11/2	at BAL	[L]	9	4	5	0	6-15	259	53	4.9	3.4	156	0-0	156	23/	10/	1	5-46.8	7-40	1-1	24	2	1	1	0	0	1-1	1-1	3-3	25:07
10	11/9	vs. IND	[W]	20	2	16	2	6-15	394	66	6.0	2.2	347	0-0	347	45/	28/	2	4-34.8	7-38	1-0	23	2	0	2	0	0	2-2	-	3-3	28:21
11	11/16	at TEN	[L]	13	5	8	0	7-15	246	60	4.1	3.0	150	2-16	166	26/	13/	1	4-43.5	2-12	2-2	10	1	0	1	0	0	1-1	-	1-2	29:32
12	11/23	at NYJ	[L]	17	1	15	1	4-13	282	62	4.5	2.9	221	2-15	236	39/	25/	1	6-39.0	6-45	0-0	13	1	0	1	0	0	1-1	-	2-2	27:30
13	11/30	vs. TB	[W]	16	6	9	1	2-12	221	59	3.7	4.1	144	2-12	156	38/	21/	1	5-36.6	7-80	0-0	10	1	1	0	0	0	1-1	-	1-2	28:30
14	12/7	vs. HOU	[W]	7	2	4	1	1-12	124	49	2.5	3.0	54	3-17	71	23/	11/	1	10-41.9	10-86	3-2	0	0	0	0	0	0	0-0	-	0-0	24:14
15	12/14	at NE	[L]	18	6	12	0	8-16	296	68	4.4	8.4	32	2-16	228	34/	22/	0	4-40.3	4-55	1-1	27	3	2	1	0	0	3-3	-	2-2	27:19
16	12/21	vs. NO	[W]	20	0	16	4	6-13	350	64	5.5	2.4	289	1-7	296	38/	22/	0	3-36.0	4-30	2-1	19	2	0	2	0	0	1-2	-	2-2	27:57
17	12/28	at ATL	[L]	21	11	9	1	9-14	344	62	5.5	4.3	178	1-2	180	22/	12/	1	4-41.5	4-35	1-0	21	3	1	2	0	0	3-3	-	0-0	31:22
<b>Totals</b>	<b>5-11</b>			<b>276</b>	<b>84</b>	<b>172</b>	<b>20</b>	<b>92-218</b>	<b>4,657</b>	<b>976</b>	<b>4.8</b>	<b>3.2</b>	<b>3,251</b>	<b>24-134</b>	<b>3,385</b>	<b>510/</b>	<b>303/</b>	<b>15</b>	<b>75-41.0</b>	<b>103-881</b>	<b>26-12</b>	<b>331</b>	<b>37</b>	<b>13</b>	<b>22</b>	<b>2</b>	<b>1</b>	<b>33-34</b>	<b>1-3</b>	<b>24-27</b>	<b>29:51</b>

**JACKSONVILLE JAGUARS 2002 OFFENSE GAME-BY-GAME**

Wk.	Date	Opp	FIRST DOWNS			3 <sup>RD</sup>			TOT. OFFENSE			RUSHING			PASSING			PUNTS			PEN.			FUM.			Tot.					
			Tot	Run	Pass	Pen	Down	Yards	Plays	Avg.	Yards	Att.	Avg.	Net	Sacks	Gross	Att./Cmp./Int.	Avg.	Yards	Loss	Pts.	TD	Rn	Ps	Rt	Sfty	PAT	2PT	FGs	T.O.P.		
1	9/ 8	vs. IND	[L]	19	8	11	0	8-16	343	69	5.0	118	32	3.7	225	1-3	228	36/ 22/ 1	3-52.0	5-40	3-1	25	3	1	2	0	0	2/2	1/1	1/2	32:33	
2	9/15	at KC	[W]	19	5	14	0	7-15	450	65	6.9	130	29	4.5	320	0-0	320	36/ 25/ 0	4-40.5	5-45	1-1	23	3	1	2	0	0	2/2	0/1	1/2	31:44	
4	9/29	vs. NYJ	[W]	20	12	8	0	4-10	383	57	6.7	223	40	5.6	160	2-13	173	15/ 10/ 0	5-53.2	3-15	0-0	28	4	4	0	0	0	4/4	-	0/1	33:26	
5	10/6	vs. PHI	[W]	16	4	10	2	2-11	267	51	5.2	70	27	2.6	197	1-0	197	23/ 13/ 0	5-44.6	4-21	0-0	28	3	1	1	1	0	2/2	1/1	2/2	25:02	
6	10/13	at TEN	[L]	13	7	4	2	4-9	198	42	4.7	130	26	5.0	68	3-16	84	13/ 7/ 2	4-49.5	4-22	0-0	14	2	2	0	0	0	2/2	-	0/0	22:17	
7	10/20	at BAL	[L]	22	8	14	0	6-16	397	78	5.1	173	30	5.8	224	2-7	231	46/ 24/ 3	4-38.3	5-30	1-0	10	1	1	0	0	0	1/1	-	1/2	32:01	
8	10/27	vs. HOU	[L]	18	7	9	2	6-17	290	71	4.1	126	32	3.9	164	5-38	202	34/ 16/ 0	8-44.1	5-50	0-0	19	2	1	1	0	1	2/2	-	1/3	33:39	
9	11/ 3	at NYG	[L]	16	6	9	1	5-14	329	60	5.5	126	20	6.3	203	2-27	230	38/ 23/ 0	3-36.0	8-63	1-1	17	2	0	2	0	0	2/2	-	1/1	26:56	
10	11/10	vs. WAS	[W]	18	7	10	1	6-15	309	64	4.8	142	32	4.4	167	3-27	194	29/ 19/ 0	5-48.2	8-55	1-0	26	2	2	0	0	0	2/2	-	4/4	33:43	
11	11/17	at HOU	[W]	16	5	11	0	4-12	321	58	5.5	122	28	4.4	199	5-25	224	25/ 15/ 1	6-43.0	7-62	1-0	24	3	1	2	0	0	3/3	-	1/2	28:52	
12	11/24	at DAL	[L]	19	5	14	0	5-14	326	68	4.8	132	26	5.1	194	2-8	202	40/ 22/ 1	6-44.5	11-79	2-2	19	2	1	1	0	1	2/2	-	1/2	27:52	
13	12/ 1	vs. PIT	[L]	13	4	7	2	3-11	226	47	4.8	102	21	4.9	124	3-22	146	23/ 12/ 0	6-41.7	0-0	0-0	23	3	1	2	0	0	2/2	0/1	1/1	21:19	
14	12/ 8	vs. CLE	[L]	13	7	4	2	2-11	211	48	4.4	157	31	5.1	54	3-19	73	14/ 10/ 0	7-46.6	5-51	1-0	20	2	1	1	0	0	2/2	-	2/2	25:04	
15	12/15	at CIN	[W]	20	6	13	1	3-12	321	61	5.3	109	30	3.6	212	3-11	223	28/ 19/ 0	5-42.0	5-54	0-0	29	4	1	3	0	0	3/3	1/1	0/0	30:01	
16	12/22	vs. TEN	[L]	13	4	9	0	0-11	214	58	3.7	75	18	4.2	139	4-18	157	36/ 18/ 1	7-41.4	8-51	0-0	10	1	0	1	0	0	1/1	-	1/1	24:21	
17	12/29	at IND	[L]	20	10	9	1	6-13	266	62	4.3	154	33	4.7	112	3-23	135	26/ 13/ 0	3-40.7	6-47	1-1	13	1	1	0	0	0	1/1	-	2/2	29:29	
<b>Totals</b>				<b>6-10</b>	<b>275</b>	<b>105</b>	<b>156</b>	<b>14</b>	<b>71-207</b>	<b>4,851</b>	<b>959</b>	<b>5.1</b>	<b>2,089</b>	<b>455</b>	<b>4.6</b>	<b>2,762</b>	<b>42-257</b>	<b>3,019</b>	<b>462/ 268/ 9</b>	<b>81-44.2</b>	<b>89-685</b>	<b>6-Dec</b>	<b>328</b>	<b>38</b>	<b>19</b>	<b>18</b>	<b>1</b>	<b>2</b>	<b>33/33</b>	<b>3/5</b>	<b>19/27</b>	<b>28:39</b>

**JACKSONVILLE JAGUARS 2002 DEFENSE GAME-BY-GAME**

Wk.	Date	Opp	FIRST DOWNS			3 <sup>RD</sup>			TOT. OFFENSE			RUSHING			PASSING			PUNTS			PEN.			FUM.			Tot.					
			Tot	Run	Pass	Pen	Down	Yards	Plays	Avg.	Yards	Att.	Avg.	Net	Sacks	Gross	Att./Cmp./Int.	Avg.	Yards	Loss	Pts.	TD	Rn	Ps	Rt	Sfty	PAT	2PT	FGs	T.O.P.		
1	9/ 8	vs. IND	[L]	18	5	13	0	9-14	307	60	5.1	104	28	3.7	203	1-8	211	31/ 19/ 0	3-47.3	2-14	2-2	28	4	0	3	1	0	4/4	-	0/1	27:27	
2	9/15	at KC	[W]	18	7	11	0	6-13	336	61	5.5	140	28	5.0	196	1-3	199	32/ 16/ 2	4-43.5	5-48	0-0	16	1	0	1	0	0	1/1	-	3/3	28:16	
4	9/29	vs. NYJ	[W]	18	2	15	1	5-13	345	63	5.5	78	22	3.5	267	2-14	281	39/ 21/ 2	3-48.3	4-25	4-2	3	0	0	0	0	0	0/0	-	1/1	26:34	
5	10/6	vs. PHI	[W]	28	12	15	1	7-17	406	83	4.9	199	30	6.6	207	5-23	230	48/ 28/ 0	5-39.4	10-75	0-0	25	3	1	2	0	0	2/2	1/1	1/1	34:58	
6	10/13	at TEN	[L]	25	10	14	1	10-17	370	77	4.8	152	40	3.8	218	1-8	226	36/ 26/ 0	1-30.0	5-55	2-1	23	2	1	1	0	0	2/2	-	3/4	37:43	
7	10/20	at BAL	[L]	16	6	9	1	6-14	261	62	4.2	118	32	3.7	143	2-9	152	28/ 14/ 0	6-35.7	4-30	2-2	17	2	0	2	0	0	2/2	-	1/2	27:59	
8	10/27	vs. HOU	[L]	12	3	7	2	3-13	242	53	4.6	81	31	2.6	161	4-23	184	18/ 11/ 0	7-37.6	9-60	2-1	21	2	1	1	0	0	1/1	1/1	2/3	26:21	
9	11/ 3	at NYG	[L]	26	10	13	3	5-12	394	66	6.0	177	35	5.1	217	3-11	228	28/ 20/ 0	3-38.0	7-59	1-1	24	3	2	1	0	0	3/3	-	1/3	33:04	
10	11/10	vs. WAS	[W]	23	3	16	4	3-12	307	69	4.4	68	16	4.3	239	2-17	256	51/ 27/ 3	5-31.4	6-49	1-0	7	1	0	1	0	0	1/1	-	0/1	26:17	
11	11/17	at HOU	[W]	18	6	10	2	2-11	272	62	4.4	78	28	2.8	194	4-34	228	30/ 22/ 1	6-34.7	5-40	2-1	21	3	2	1	0	0	3/3	-	0/0	31:08	
12	11/24	at DAL	[L]	21	7	12	2	2-9	405	58	7.0	118	31	3.8	287	3-14	301	24/ 16/ 2	5-38.8	10-75	2-1	21	3	1	2	0	0	3/3	-	0/1	32:08	
13	12/ 1	vs. PIT	[L]	23	13	10	0	2-11	403	69	5.8	219	40	5.5	184	2-17	201	27/ 17/ 1	1-53.0	4-25	0-0	25	1	1	0	0	0	1/1	-	6/6	38:41	
14	12/ 8	vs. CLE	[L]	21	8	11	2	7-15	417	71	5.9	173	33	5.2	244	3-20	264	35/ 21/ 2	5-39.8	10-68	0-0	21	3	1	2	0	0	3/3	-	0/2	34:56	
15	12/15	at CIN	[W]	19	5	12	2	7-17	300	69	4.3	65	24	2.7	235	3-23	258	42/ 22/ 1	2-41.0	5-29	1-1	15	1	1	0	0	0/0	0/1	3/3	29:59		
16	12/22	vs. TEN	[L]	20	8	11	1	4-11	298	62	4.8	175	40	4.4	123	0-0	123	22/ 14/ 0	6-39.7	4-30	0-0	28	4	2	1	1	0	4/4	-	0/1	35:39	
17	12/29	at IND	[L]	18	7	9	2	5-13	272	57	4.8	126	29	4.3	146	0-0	146	28/ 20/ 0	3-36.0	6-35	1-1	20	2	1	1	0	0	2/2	-	2/2	30:31	
<b>Totals</b>				<b>6-10</b>	<b>324</b>	<b>112</b>	<b>188</b>	<b>24</b>	<b>83-212</b>	<b>5,335</b>	<b>1,042</b>	<b>5.1</b>	<b>2,071</b>	<b>487</b>	<b>4.3</b>	<b>3,264</b>	<b>36-224</b>	<b>3,488</b>	<b>519/ 314/ 14</b>	<b>65-38.7</b>	<b>96-717</b>	<b>20-13</b>	<b>315</b>	<b>35</b>	<b>14</b>	<b>19</b>	<b>2</b>	<b>0</b>	<b>32/32</b>	<b>2/3</b>	<b>23/34</b>	<b>31:21</b>

### JACKSONVILLE JAGUARS 2001 OFFENSE GAME-BY-GAME

Wk.	Date	Opp	FIRST DOWNS				3 <sup>RD</sup>				TOT. OFFENSE			RUSHING			PASSING			PUNTS		FUM. Tot.		T.O.P.								
			Tot	Run	Pass	Pen	Down	Yards	Plays	Avg.	Yards	Att.	Avg.	Net	Sacks	Gross	Att./	Cmp./	Int.	Avg.	Yards	Pen.	Lost		Pts.	TD	Rn	Ps	Rt	Sfty	PAT	2PT
1	9/9	vs PIT	[W]	6	9	1	4/12	299	56	5.3	101	29	3.5	198	1-0	198	26/15/0	6-45.7	4-31	2-20	21	3	0	3	0	0	0	0	3/3	-	0/1	28:50
2	9/23	vs TEN	[W]	4	10	2	2/12	329	60	5.5	119	30	4.0	210	3-25	235	27/17/0	5-48.0	3-20	4-2	13	1	1	0	0	0	0	1/1	-	2/3	30:13	
3	9/30	vs CLE	[L]	5	8	1	4/12	259	58	4.5	98	19	5.2	161	2-9	170	37/19/2	6-47.8	8-63	2-0	14	2	0	1	1	0	0	2/2	-	0/1	24:20	
4	10/7	at SEA	[L]	3	14	1	4/14	256	63	4.1	57	21	2.7	199	3-34	233	39/21/0	4-44.5	4-24	3-2	15	1	0	1	0	0	-	-	0/1	3/4	26:54	
6	10/18	vs BUF	[L]	4	7	1	3/10	247	51	4.8	115	21	5.5	132	4-18	150	26/16/2	5-45.0	3-35	2-0	10	1	0	1	0	0	1/1	-	1/1	24:26		
7	10/28	at BAL	[L]	4	12	3	3/10	365	55	6.6	81	15	5.4	284	3-22	306	37/25/0	3-43.3	10-70	1-1	17	2	0	2	0	0	2/2	-	1/1	26:16		
8	11/4	at TEN	[L]	20	5	13	2/3/9	309	54	5.7	70	17	4.1	239	5-22	261	32/21/1	5-44.2	3-14	2-0	24	3	2	1	0	0	3/3	-	1/1	22:12		
9	11/11	vs CIN	[W]	21	9	10	2/3/11	261	60	4.4	97	25	3.9	164	3-25	189	32/20/0	8-44.9	6-32	1-0	30	4	2	2	0	1	4/4	-	0/0	28:08		
10	11/18	at PIT	[L]	14	1	10	3/3/11	234	52	4.5	48	16	3.0	186	5-39	225	31/17/0	7-46.6	7-35	4-3	7	1	0	0	1	0	1/1	-	0/1	25:09		
11	11/25	vs BAL	[L]	4	14	1	4/12	305	61	5.0	75	19	3.9	230	4-29	259	38/23/0	7-40.4	9-58	1-0	21	3	2	1	0	0	3/3	-	0/1	26:26		
12	12/3	vs GB	[L]	20	2	16	2/5/15	348	73	4.8	62	23	2.7	286	5-25	311	45/26/2	6-40.8	13-111	2-2	21	2	0	1	1	0	1/1	1/1	2/3	30:53		
13	12/16	at CIN	[W]	17	2	14	1/8/16	255	65	3.9	62	25	2.5	193	8-49	242	32/23/1	7-39.6	7-40	1-0	14	2	0	2	0	0	2/2	-	0/1	31:06		
14	12/16	at CLE	[W]	19	8	10	1/8/18	282	76	3.7	128	33	3.9	154	8-48	202	35/20/2	3-44.3	9-85	2-1	15	1	0	1	0	0	0/1	-	3/3	37:13		
15	12/23	at MIN	[W]	23	12	11	0/9/14	423	62	6.8	214	37	5.8	209	1-8	217	24/17/0	1-53.0	3-34	0-0	33	3	2	1	0	0	3/3	-	4/4	34:08		
16	12/30	vs KC	[L]	22	9	12	1/3/11	431	67	6.4	182	26	7.0	249	4-34	283	37/22/1	4-42.8	5-44	2-2	26	3	2	1	0	1	3/3	-	1/2	27:20		
17	1/6	at CHI	[L]	17	5	11	1/4/11	237	56	4.2	91	16	5.7	146	4-43	189	36/19/3	5-35.0	3-14	0-0	13	2	0	2	0	0	1/2	-	0/1	24:47		
<b>Totals</b>	<b>6-10</b>	<b>289</b>	<b>85</b>	<b>181</b>	<b>23</b>	<b>70/198</b>	<b>4,840</b>	<b>969</b>	<b>5.0</b>	<b>1,600</b>	<b>372</b>	<b>4.3</b>	<b>3,240</b>	<b>63-430</b>	<b>3670</b>	<b>534/ 321/ 14</b>	<b>82-43.6</b>	<b>97-710</b>	<b>29-13</b>	<b>294</b>	<b>34</b>	<b>11</b>	<b>20</b>	<b>3</b>	<b>2</b>	<b>30/32</b>	<b>1/2</b>	<b>18/28</b>	<b>28:01</b>			

### JACKSONVILLE JAGUARS 2001 DEFENSE GAME-BY-GAME

Wk.	Date	Opp	FIRST DOWNS				3 <sup>RD</sup>				TOT. OFFENSE			RUSHING			PASSING			PUNTS		FUM. Tot.		T.O.P.						
			Tot	Run	Pass	Pen	Down	Yards	Plays	Avg.	Yards	Att.	Avg.	Net	Sacks	Gross	Att./	Cmp./	Int.	Avg.	Yards	Pen.	Lost		Pts.	TD	Rn	Ps	Rt	Sfty
1	9/9	vs PIT	[W]	5	9	1	6/16	281	68	4.1	120	28	4.3	161	3-20	181	37/21/2	5-35.4	4-29	5-2	3	0	0	0	0	0	0/0	-	1/1	31:10
2	9/23	vs TEN	[W]	13	5	7	1/1/4	264	62	4.3	87	22	4.0	177	4-38	215	36/21/0	6-47.0	6-65	0-0	6	0	0	0	0	0	0/0	-	2/3	29:47
3	9/30	vs CLE	[L]	19	6	13	0/9/16	321	73	4.4	95	36	2.6	226	3-23	249	34/24/1	5-38.4	5-47	2-2	23	2	1	0	1	0	2/2	-	3/3	35:40
4	10/7	at SEA	[L]	21	9	11	1/4/12	395	61	6.5	185	36	5.1	210	2-9	219	23/15/1	6-39.2	7-60	1-1	24	3	2	1	0	0	3/3	-	1/2	33:06
6	10/18	vs BUF	[L]	19	5	12	2/6/14	317	67	4.7	98	35	2.8	219	2-19	238	30/23/0	4-37.0	5-31	0-0	13	1	0	1	0	0	1/1	-	2/4	35:34
7	10/28	at BAL	[L]	23	7	15	1/6/13	305	68	4.5	114	32	3.6	191	5-31	222	31/23/1	5-32.4	4-34	2-0	18	2	1	1	0	0	0/0	0/2	2/2	33:44
8	11/4	at TEN	[L]	27	10	16	1/9/15	362	71	5.1	146	33	4.4	216	4-25	241	34/27/0	4-57.5	8-48	0-0	28	4	2	2	0	0	4/4	-	0/2	37:48
9	11/11	vs CIN	[W]	18	2	16	0/9/19	352	75	4.7	73	23	3.2	279	4-24	303	48/28/1	7-46.7	10-107	3-0	13	1	1	0	0	0	1/1	-	2/2	31:52
10	11/18	at PIT	[L]	20	7	13	0/6/15	402	69	5.8	145	34	4.3	257	2-9	266	33/21/0	8-45.9	9-65	0-0	20	2	1	1	0	0	2/2	-	2/2	34:51
11	11/25	vs BAL	[L]	24	6	17	1/8/15	361	74	4.9	115	42	2.7	246	2-13	259	30/21/1	5-37.4	6-39	4-1	24	3	2	1	0	0	3/3	-	1/2	33:34
12	12/3	vs GB	[L]	20	3	13	4/3/13	389	64	6.1	37	21	1.8	352	1-10	362	42/24/0	7-46.9	9-81	2-1	28	4	1	3	0	0	4/4	-	0/2	29:07
13	12/9	at CIN	[W]	12	3	9	0/3/13	200	58	3.4	60	27	2.2	140	1-7	147	30/16/1	6-35.5	7-54	0-0	10	1	1	0	0	0	1/1	-	1/1	28:54
14	12/16	at CLE	[W]	11	3	8	0/3/11	220	48	4.6	47	15	3.1	173	3-11	184	30/21/1	3-27.3	5-72	2-1	10	1	0	0	0	0	1/1	-	1/1	22:47
15	12/23	at MIN	[W]	16	3	11	2/4/14	214	60	3.6	28	14	2.0	186	4-32	218	42/24/1	6-35.0	3-33	2-1	3	0	0	0	0	0	0/0	-	1/1	25:52
16	12/30	vs KC	[L]	23	5	15	3/4/11	365	68	5.4	92	31	3.0	273	2-21	294	35/26/2	3-40.3	5-55	4-2	30	3	1	2	0	0	3/3	-	3/3	32:40
17	1/6	at CHI	[L]	19	10	8	1/6/16	322	70	4.6	169	40	4.2	153	1-6	159	29/19/0	3-32.7	3-14	1-1	33	3	2	1	0	0	3/3	-	4/4	35:13
<b>Totals</b>	<b>6-10</b>	<b>300</b>	<b>89</b>	<b>193</b>	<b>18</b>	<b>87/227</b>	<b>5,070</b>	<b>1,056</b>	<b>4.8</b>	<b>1,611</b>	<b>469</b>	<b>3.4</b>	<b>3,459</b>	<b>43-298</b>	<b>757</b>	<b>544/ 354/ 12</b>	<b>83-40.5</b>	<b>96-834</b>	<b>28-12</b>	<b>286</b>	<b>30</b>	<b>15</b>	<b>13</b>	<b>2</b>	<b>0</b>	<b>28/28</b>	<b>0/2</b>	<b>26/35</b>	<b>31:59</b>	



JACKSONVILLE JAGUARS 2000 OFFENSE GAME-BY-GAME

Wk.	Date	Opp	FIRST DOWNS					TOT. OFFENSE			RUSHING			PASSING			PUNTS		FUM.					T.O.P.									
			Tot	Run	Pass	Pen	3 <sup>RD</sup>	Yards	Plays	Avg.	Yards	Att.	Avg.	Sacks	Gross	Att./	Cmp./	Int.	Avg.	Yards	Lost	Pts.	TD		Rn	Ps	Rt	Sfty	PAT	2PT	Fgs		
1	9/3	at CLE	[W]	28	9	19	0	10/16	398	78	5.1	119	40	3.0	279	4-22	301	34/ 24/	0	3-39.0	1-5	1-0	27	3	2	1	0	0	3/3	-	2/2	37:10	
2	9/10	at BAL	[L]	22	3	15	4	5/14	421	75	5.6	46	21	2.2	375	4-11	386	50/ 28/	2	3-38.0	10-60	4-2	36	3	0	3	0	0	3/3	-	5/5	31:23	
3	9/17	vs CIN	[W]	15	4	9	2	4/16	241	65	3.7	84	29	2.9	157	4-19	176	32/ 20/	1	7-42.3	7-76	0-0	13	1	0	1	0	0	1/1	-	2/3	31:29	
4	9/25	at IND	[L]	18	5	12	1	5/14	286	65	4.4	97	24	4.0	189	5-40	229	36/ 21/	2	9-43.2	4-40	1-0	14	2	0	2	0	0	2/2	-	0/0	27:38	
5	10/1	vs PIT	[L]	17	1	16	0	5/15	206	68	3.0	26	16	1.6	180	7-45	225	45/ 23/	1	4-50.0	10-75	1-1	13	1	0	1	0	0	1/1	-	2/2	24:50	
6	10/8	vs BAL	[L]	22	5	16	1	8/15	348	73	4.8	95	27	3.5	253	3-7	260	43/ 29/	3	5-38.0	6-34	8-3	10	1	1	0	0	0	1/1	-	1/2	31:48	
7	10/16	at TEN	[L]	13	4	7	2	4/14	304	58	5.2	143	26	5.5	161	5-35	196	27/ 18/	0	5-44.6	5-40	2-2	13	1	1	0	0	0	1/1	-	2/2	26:53	
8	10/22	vs WAS	[L]	21	7	13	1	8/17	385	74	5.2	146	26	5.6	239	6-32	271	42/ 21/	2	5-48.0	5-42	3-2	16	1	0	1	0	0	1/1	-	3/3	32:18	
9	10/29	at DAL	[W]	18	8	9	1	7/15	392	62	6.3	161	38	4.2	231	0-0	231	24/ 20/	0	5-43.6	8-50	0-0	23	3	0	3	0	0	2/2	-	1/2	33:36	
11	11/12	vs SEA	[L]	24	8	15	1	6/12	437	64	6.8	122	26	4.7	315	5-25	340	33/ 24/	0	4-42.5	7-55	2-1	21	3	2	1	0	0	3/3	-	0/0	30:48	
12	11/19	at PIT	[W]	20	11	9	0	6/14	417	70	6.0	240	36	6.7	177	3-13	190	31/ 17/	1	5-42.8	8-55	1-1	34	4	3	1	0	0	4/4	-	2/2	34:20	
13	11/26	vs TEN	[W]	16	5	11	0	6/14	334	56	6.0	111	28	4.0	223	3-14	237	25/ 15/	2	3-53.7	4-25	0-0	16	1	0	1	0	0	1/1	-	3/3	29:19	
14	12/3	vs CLE	[W]	28	15	11	2	10/18	449	82	5.5	244	47	5.2	205	2-13	218	33/ 16/	0	5-39.2	9-59	0-0	48	6	5	1	0	0	6/6	-	2/2	37:11	
15	12/10	vs ARZ	[W]	25	14	10	1	5/12	469	66	7.1	214	45	4.8	255	0-0	255	21/ 15/	0	1-55.0	2-15	0-0	44	5	2	3	0	0	5/5	-	3/3	34:56	
16	12/17	at CIN	[L]	17	8	9	0	6/15	276	63	4.4	114	34	3.4	162	1-8	170	28/ 19/	0	8-28.9	6-47	3-1	14	2	1	1	0	0	2/2	-	0/1	37:15	
17	12/23	at NYG	[L]	14	2	12	0	5/14	327	61	5.4	70	18	3.9	257	2-5	262	41/ 23/	1	7-42.4	3-25	1-1	25	3	1	2	0	0	2/2	-	1/1	1/1	25:39
<b>Totals</b>			<b>7-9</b>	<b>318</b>	<b>109</b>	<b>193</b>	<b>16</b>	<b>100/235</b>	<b>5,690</b>	<b>1,080</b>	<b>5.3</b>	<b>2,032</b>	<b>481</b>	<b>4.2</b>	<b>3,658</b>	<b>54-289</b>	<b>3,947</b>	<b>545/ 333/</b>	<b>15</b>	<b>79-41.9</b>	<b>95-703</b>	<b>27-14</b>	<b>367</b>	<b>40</b>	<b>18</b>	<b>22</b>	<b>0</b>	<b>0</b>	<b>38/38</b>	<b>1/1</b>	<b>29/33</b>	<b>31:32</b>	

JACKSONVILLE JAGUARS 2000 DEFENSE GAME-BY-GAME

Wk.	Date	Opp	FIRST DOWNS					TOT. OFFENSE			RUSHING			PASSING			PUNTS		FUM.					T.O.P.								
			Tot	Run	Pass	Pen	3 <sup>RD</sup>	Yards	Plays	Avg.	Yards	Att.	Avg.	Sacks	Gross	Att./	Cmp./	Int.	Avg.	Yards	Lost	Pts.	TD		Rn	Ps	Rt	Sfty	PAT	2PT	Fgs	
1	9/3	at CLE	[W]	9	2	7	0	3/10	249	44	5.7	96	16	6.0	153	1-7	160	27/ 19/	0	5-50.8	3-25	1-1	7	1	0	1	0	0	1/1	-	0/0	22:50
2	9/10	at BAL	[L]	17	4	11	2	3/13	331	61	5.4	89	18	4.9	242	3-20	262	40/ 23/	2	7-41.1	8-65	1-0	39	5	0	5	0	0	4/4	1/1	1/1	28:37
3	9/17	vs CIN	[W]	14	4	7	3	4/17	233	69	3.4	71	23	3.1	162	5-21	183	41/ 18/	2	7-42.0	6-44	3-2	0	0	0	0	0	0/0	-	0/2	28:31	
4	9/25	at IND	[L]	21	4	16	1	5/12	533	64	8.3	93	28	3.3	440	0-0	440	36/ 23/	0	5-47.4	11-90	1-1	43	5	1	4	0	1	5/5	-	2/2	32:22
5	10/1	vs PIT	[L]	22	13	5	4	4/11	332	62	5.4	209	44	4.8	123	2-9	132	16/ 10/	1	3-34.0	7-55	2-2	24	3	3	0	0	0	3/3	-	1/1	35:10
6	10/8	vs BAL	[L]	10	1	9	0	3/17	194	66	2.9	56	25	2.2	138	2-16	154	39/ 17/	0	9-41.9	5-25	1-1	15	0	0	0	0	0/0	-	5/5	28:12	
7	10/16	at TEN	[L]	18	8	10	0	6/12	409	59	6.9	175	38	4.6	234	0-0	234	21/ 13/	0	3-49.3	10-89	1-1	27	3	1	2	0	0	3/3	-	2/3	33:07
8	10/22	vs WAS	[L]	18	9	8	1	2/9	399	54	7.4	130	30	4.3	269	0-0	269	24/ 16/	1	6-45.0	6-59	1-1	35	5	2	3	0	0	5/5	-	0/0	27:42
9	10/29	at DAL	[W]	22	9	11	2	5/9	325	59	5.5	118	32	3.7	207	2-13	220	25/ 17/	1	3-40.7	7-54	3-2	17	2	1	1	0	0	2/2	-	1/1	30:08
11	11/12	vs SEA	[L]	22	6	12	4	8/15	326	66	4.9	96	32	3.0	230	1-1	231	33/ 22/	0	6-44.8	5-50	3-0	28	4	1	3	0	0	4/4	-	0/0	29:12
12	11/19	at PIT	[W]	15	7	7	1	5/12	302	56	5.4	147	24	6.1	155	5-33	188	27/ 13/	2	4-46.0	4-30	3-3	24	3	2	1	0	0	1/1	1/2	1/2	25:40
13	11/26	vs TEN	[W]	17	6	10	1	6/14	334	57	5.9	117	31	3.8	217	2-11	228	24/ 13/	0	5-38.2	4-40	1-0	13	1	1	0	0	0	1/1	-	2-3	30:41
14	12/3	vs CLE	[W]	2	1	0	1	0/12	53	42	1.3	62	18	3.4	-9	6-42	33	18/ 7/	0	12-43.1	9-85	2-1	0	0	0	0	0	0/0	-	0/0	22:49	
15	12/10	vs ARZ	[W]	11	2	9	0	6/13	189	49	3.9	40	19	2.1	149	4-32	181	26/ 15/	1	5-47.8	4-53	0-0	10	1	0	1	0	0	1/1	-	1/2	25:04
16	12/17	at CIN	[L]	15	6	7	2	5/10	263	53	5.0	106	27	3.9	157	4-14	171	22/ 10/	1	5-36.2	6-40	3-3	17	2	1	0	1	0	2/2	-	1/1	22:45
17	12/23	at NYG	[L]	19	3	15	1	9/17	373	73	5.1	80	31	2.6	293	3-28	321	39/ 22/	1	5-29.8	1-10	0-0	28	4	1	2	1	0	4/4	-	0/1	34:21
<b>Totals</b>			<b>7-9</b>	<b>252</b>	<b>85</b>	<b>144</b>	<b>23</b>	<b>74/203</b>	<b>4,845</b>	<b>934</b>	<b>5.2</b>	<b>1,685</b>	<b>436</b>	<b>3.9</b>	<b>3,160</b>	<b>40-247</b>	<b>3,407</b>	<b>458/ 258/</b>	<b>12</b>	<b>90-42.5</b>	<b>96-814</b>	<b>26-18</b>	<b>327</b>	<b>39</b>	<b>14</b>	<b>23</b>	<b>2</b>	<b>1</b>	<b>36/36</b>	<b>2/3</b>	<b>17/24</b>	<b>28:28</b>

**JACKSONVILLE JAGUARS 1999 OFFENSE GAME-BY-GAME**

Wk.	Date	Opp	FIRST DOWNS			3 <sup>RD</sup>			TOT. OFFENSE			RUSHING			PASSING			PUNTS			FUM.			Tot.			T.O.P.							
			Tot	Run	Pass	Pen	Down	Yards	Plays	Avg.	Yards	Att.	Avg.	Net	Sacks	Gross	Att./	Cmp./	Int.	Avg.	Yards	Pen.	Lost	Pts.	TD	Rn		Ps	Rt	Sfty	PAT	2PT	FGs	
1	9/12	vs SF	[W]	18	7	11	0	2/13	344	67	5.1	97	34	2.9	247	2-18	265	31/	22/	0	5-43.4	6-57	0-0	41	4	1	1	2	0	3/3	1/1	4/4	35:02	
2	9/19	at CAR	[W]	27	12	14	1	7/16	414	80	5.2	214	46	4.7	200	2-14	214	32/	20/	0	3-47.7	5-35	1-1	22	2	2	0	0	1/1	0/1	3/4	38:09		
3	9/26	vs TEN	[L]	22	7	14	1	6/16	369	75	4.2	137	33	4.2	232	0-0	232	42/	22/	3	5-45.8	9-79	2-1	19	2	0	1	1	2/2	-	1/1	32:06		
4	10/3	at PIT	[W]	13	6	5	2	3/15	204	61	3.3	124	35	3.5	80	1-5	85	25/	10/	1	8-41.5	5-32	0-0	17	1	0	1	0	1/1	-	2/2	28:47		
5	10/11	at NYJ	[W]	16	11	5	0	7/17	322	71	4.5	125	34	3.7	197	2-18	215	35/	21/	0	7-45.9	7-67	2-1	16	1	1	0	0	1/1	-	3/3	32:33		
6	10/17	vs CLE	[W]	21	4	16	1	7/14	325	66	4.9	103	33	3.1	222	0-0	222	33/	24/	0	4-44.0	7-55	0-0	24	2	1	1	0	1/1	1/1	3/3	32:24		
8	10/31	at CIN	[W]	23	10	13	0	6/11	377	64	5.9	183	34	5.4	194	2-20	214	28/	17/	0	2-44.5	2-16	0-0	41	5	3	2	0	5/5	-	2/2	30:01		
9	11/7	at ATL	[W]	20	8	12	0	10/19	367	71	5.2	152	34	4.5	215	3-23	238	34/	19/	0	4-41.8	5-40	1-0	30	3	0	3	0	3/3	-	3/4	34:24		
10	11/14	vs BAL	[W]	9	1	6	2	6/19	132	61	2.2	47	26	1.8	85	6-33	118	29/	20/	0	9-42.6	4-30	1-0	6	0	0	0	0	0/0	-	2/3	32:51		
11	11/21	vs NO	[W]	30	9	17	4	3/7	494	62	8.0	139	27	5.1	355	3-17	372	32/	21/	1	2-26.0	4-50	0-0	41	5	2	2	1	0	5/5	-	2/2	27:52	
12	11/28	at BAL	[W]	24	3	20	1	9/18	388	75	5.2	60	25	2.4	328	3-10	338	47/	27/	2	6-43.2	8-41	1-1	30	4	1	2	1	0	2/2	2/2	0/0	32:35	
13	12/2	vs PIT	[W]	24	7	15	2	7/15	466	73	6.4	168	34	4.9	298	2-10	308	37/	25/	0	5-29.6	9-98	3-1	20	2	1	1	0	2/2	-	2/2	36:06		
14	12/13	vs DEN	[W]	18	9	6	3	4/13	265	60	4.4	161	32	5.0	104	3-11	115	25/	11/	0	7-41.1	3-20	4-0	27	3	3	0	0	3/3	-	2/2	27:35		
15	12/19	at CLE	[W]	20	7	13	0	6/14	442	67	6.6	181	33	5.5	261	1-6	267	33/	21/	1	3-43.0	4-57	1-1	24	3	2	1	0	0	3/3	-	1/3	31:44	
16	12/26	at TEN	[L]	16	5	8	3	1/9	237	55	4.3	65	18	3.6	172	4-24	196	33/	12/	3	6-38.5	4-29	1-0	14	2	1	0	1	0	2/2	-	0/0	21:30	
17	1/2	vs CIN	[W]	30	10	19	1	8/14	440	77	5.7	135	36	3.8	305	2-12	317	39/	28/	0	2-48.0	8-49	1-1	24	3	2	1	0	3/3	-	1/3	37:37		
<b>Totals</b>				<b>14-2</b>	<b>331</b>	<b>116</b>	<b>194</b>	<b>21</b>	<b>92/230</b>	<b>5,586</b>	<b>1,085</b>	<b>5.1</b>	<b>2,091</b>	<b>514</b>	<b>4.1</b>	<b>3,495</b>	<b>36-221</b>	<b>3,716</b>	<b>535/</b>	<b>320/</b>	<b>11</b>	<b>78-41.8</b>	<b>90-755</b>	<b>18-7</b>	<b>396</b>	<b>42</b>	<b>20</b>	<b>16</b>	<b>6</b>	<b>3</b>	<b>37/37</b>	<b>4/5</b>	<b>31/38</b>	<b>31-57</b>
<b>Div. 1/15 vs MIA</b>				<b>[W]</b>	<b>21</b>	<b>10</b>	<b>10</b>	<b>1</b>	<b>8/16</b>	<b>520</b>	<b>68</b>	<b>7.6</b>	<b>257</b>	<b>46</b>	<b>5.6</b>	<b>263</b>	<b>2-14</b>	<b>277</b>	<b>20/</b>	<b>12/</b>	<b>1</b>	<b>5-39.0</b>	<b>7-51</b>	<b>1-1</b>	<b>62</b>	<b>8</b>	<b>3</b>	<b>4</b>	<b>1</b>	<b>0</b>	<b>8/8</b>	<b>-</b>	<b>2/3</b>	<b>35:23</b>
<b>AFC 1/23 vs TEN</b>				<b>[L]</b>	<b>20</b>	<b>5</b>	<b>13</b>	<b>2</b>	<b>3/10</b>	<b>360</b>	<b>64</b>	<b>5.6</b>	<b>144</b>	<b>23</b>	<b>6.3</b>	<b>216</b>	<b>3-10</b>	<b>226</b>	<b>38/</b>	<b>19/</b>	<b>2</b>	<b>3-45.3</b>	<b>9-100</b>	<b>5-4</b>	<b>14</b>	<b>2</b>	<b>1</b>	<b>1</b>	<b>0</b>	<b>2/2</b>	<b>-</b>	<b>0/0</b>	<b>28-24</b>	

**JACKSONVILLE JAGUARS 1999 DEFENSE GAME-BY-GAME**

Wk.	Date	Opp	FIRST DOWNS			3 <sup>RD</sup>			TOT. OFFENSE			RUSHING			PASSING			PUNTS			FUM.			Tot.			T.O.P.							
			Tot	Run	Pass	Pen	Down	Yards	Plays	Avg.	Yards	Att.	Avg.	Net	Sacks	Gross	Att./	Cmp./	Int.	Avg.	Yards	Pen.	Lost	Pts.	TD	Rn		Ps	Rt	Sfty	PAT	2PT	FGs	
1	9/12	vs SF	[W]	11	3	6	2	1/14	203	59	3.4	94	20	4.7	109	4-32	141	35/	14/	3	8-46.5	2-10	3-2	3	0	0	0	0	0/0	-	1/1	24:58		
2	9/19	at CAR	[W]	16	5	11	0	2/9	283	48	5.9	87	18	4.8	196	4-20	216	26/	16/	1	5-45.0	5-37	0-0	20	3	0	3	0	2/2	0/1	0/0	21:51		
3	9/26	vs TEN	[L]	15	2	12	1	4/13	242	60	4.0	51	26	2.0	191	2-13	204	32/	17/	1	6-37.0	9-82	2-1	20	2	0	2	0	2/2	-	2/2	27:54		
4	10/3	at PIT	[W]	14	5	8	1	5/16	216	67	3.2	117	31	3.8	99	4-27	126	32/	15/	1	6-44.3	7-65	4-1	3	0	0	0	0	0/0	-	1/1	31:13		
5	10/11	at NYJ	[W]	13	6	7	0	3/16	230	66	3.5	89	24	3.7	141	4-23	164	38/	19/	2	7-45.1	2-15	1-0	6	0	0	0	0	0/0	-	2/2	27:27		
6	10/17	vs CLE	[W]	16	4	10	2	7/14	243	55	4.4	113	28	4.0	130	4-31	161	23/	18/	0	7-35.4	6-55	2-1	7	1	0	1	0	1/1	-	0/0	27:36		
8	10/31	at CIN	[W]	14	4	10	0	8/16	300	63	4.8	93	23	4.0	207	4-21	228	36/	20/	2	4-39.5	4-24	1-1	10	1	0	1	0	1/1	-	1/1	29:59		
9	11/7	at ATL	[W]	10	1	9	0	4/13	182	50	3.6	42	11	3.8	140	9-63	203	30/	17/	3	6-36.8	5-34	2-1	7	1	0	1	0	1/1	-	0/0	25:36		
10	11/14	vs BAL	[W]	13	4	8	1	2/14	242	61	4.0	88	24	3.7	154	4-22	176	33/	17/	0	9-37.9	6-29	3-1	3	0	0	0	0	0/0	-	1/1	27:09		
11	11/21	vs NO	[W]	21	8	12	1	6/12	339	58	5.8	106	29	3.7	233	2-18	251	27/	18/	1	4-43.0	8-42	2-0	23	3	3	0	0	2/2	0/1	1/2	32:08		
12	11/28	at BAL	[W]	14	3	11	0	3/12	280	59	4.7	81	22	3.7	199	3-15	214	34/	17/	1	5-37.8	6-39	4-2	23	2	0	2	0	2/2	-	3/3	27:25		
13	12/2	vs PIT	[W]	15	3	10	2	1/11	235	57	4.1	63	15	4.2	172	3-22	194	39/	19/	0	6-52.7	9-76	2-0	6	0	0	0	0	0/0	-	2/2	23:54		
14	12/13	vs DEN	[W]	18	4	13	1	7/14	358	61	5.9	90	27	3.3	268	1-7	275	33/	21/	2	6-41.5	9-83	4-0	24	3	1	2	0	3/3	-	1/1	32:25		
15	12/19	at CLE	[W]	19	5	12	2	7/16	269	67	4.0	72	20	3.6	197	6-44	241	41/	24/	0	8-42.5	5-40	1-1	14	2	1	1	0	2/2	-	0/0	28:16		
16	12/26	at TEN	[L]	26	9	15	2	11/18	476	76	6.3	148	37	4.0	328	0-0	328	39/	26/	0	4-40.0	4-33	0-0	41	5	0	5	0	5/5	-	2/2	38:30		
17	1/2	vs CIN	[W]	13	6	5	2	1/7	236	44	5.4	110	18	6.1	126	3-15	141	23/	13/	2	5-36.2	6-64	0-0	7	1	1	0	0	1/1	-	0/0	22:23		
<b>Totals</b>				<b>14-2</b>	<b>248</b>	<b>72</b>	<b>159</b>	<b>17</b>	<b>72/215</b>	<b>4,334</b>	<b>951</b>	<b>4.6</b>	<b>1,444</b>	<b>373</b>	<b>3.9</b>	<b>2,890</b>	<b>57-373</b>	<b>3,263</b>	<b>521/</b>	<b>291/</b>	<b>19</b>	<b>96-41.4</b>	<b>93-728</b>	<b>31-11</b>	<b>217</b>	<b>24</b>	<b>6</b>	<b>18</b>	<b>0</b>	<b>22/22</b>	<b>0/2</b>	<b>17/18</b>	<b>22-03</b>	
<b>Div. 1/15 vs MIA</b>				<b>[W]</b>	<b>10</b>	<b>0</b>	<b>6</b>	<b>4</b>	<b>2/13</b>	<b>131</b>	<b>64</b>	<b>2.0</b>	<b>21</b>	<b>18</b>	<b>1.2</b>	<b>110</b>	<b>5-31</b>	<b>141</b>	<b>41/</b>	<b>16/</b>	<b>2</b>	<b>9-39.6</b>	<b>9-88</b>	<b>6-5</b>	<b>7</b>	<b>1</b>	<b>0</b>	<b>1</b>	<b>0</b>	<b>1/1</b>	<b>-</b>	<b>0/0</b>	<b>24:37</b>	
<b>AFC 1/23 vs TEN</b>				<b>[L]</b>	<b>17</b>	<b>8</b>	<b>7</b>	<b>2</b>	<b>3/10</b>	<b>289</b>	<b>58</b>	<b>5.0</b>	<b>177</b>	<b>34</b>	<b>5.2</b>	<b>112</b>	<b>1-0</b>	<b>112</b>	<b>23/</b>	<b>14/</b>	<b>1</b>	<b>5-39.8</b>	<b>5-39</b>	<b>5-3</b>	<b>33</b>	<b>4</b>	<b>2</b>	<b>1</b>	<b>1</b>	<b>0</b>	<b>4/4</b>	<b>-</b>	<b>1/1</b>	<b>31:36</b>

**JACKSONVILLE JAGUARS 1998 OFFENSE GAME-BY-GAME**

Wk.	Date	Opp	FIRST DOWNS				3 <sup>RD</sup>	TOT. OFFENSE			RUSHING				PASSING				PUNTS			FUM.				Tot.					
			Tot	Run	Pass	Pen		Down	Yards	Plays	Avg.	Yards	Att.	Avg.	Sacks	Gross	Att./ Cmp./	Int. Avg.	Yards	Lost	Pts.	TD	Rn	Ps	Rt		Sfty	PAT	2PT	FGs	T.O.P.
1	9/6	at CHI	[W]	21	10	11	0	7/14	367	69	5.3	160	33	4.8	207	35/ 22/	2	5-43.0	3-26	4-1	24	3	1	2	0	0	3/3	-	1/1	29:50	
2	9/13	vs KC	[W]	19	9	7	3	6/12	256	58	4.5	145	38	4.0	111	126	18/ 11/	0	4-36.8	6-44	0-0	21	3	1	1	0	3/3	-	0/2	29:44	
3	9/20	vs BAL	[W]	21	4	16	1	4/14	519	69	7.5	154	32	4.8	365	376	34/ 25/	0	8-38.0	8-60	1-1	24	3	1	2	0	3/3	-	1/2	33:51	
4	9/27	at TEN	[W]	19	6	10	3	8/15	297	67	4.4	148	37	4.0	149	155	28/ 17/	2	3-51.3	10-72	1-1	27	3	1	2	0	3/3	-	2/2	32:54	
6	10/12	vs MIA	[W]	12	5	6	1	2/10	385	43	9	186	23	8.1	199	2-14	1	7-44.7	8-86	1-0	28	4	2	2	0	4/4	-	0/1	20:54		
7	10/18	at BUF	[L]	16	7	9	0	7/16	238	65	3.7	134	34	3.9	104	119	28/ 16/	0	5-52.4	8-58	1-0	16	1	1	0	0	1/1	-	3/3	34:02	
8	10/25	at DEN	[L]	24	5	18	1	5/14	348	69	5	66	16	4.1	282	353	46/ 28/	0	4-39.5	9-56	2-1	24	3	0	3	0	3/3	-	1/2	26:13	
9	11/ 1	at BAL	[W]	20	8	10	2	5/10	364	56	6.5	111	32	3.5	253	258	22/ 15/	1	3-45.0	10-73	0-0	45	6	2	2	0	6/6	-	1/1	28:04	
10	11/ 8	vs CIN	[W]	14	9	5	0	4/13	272	55	4.9	137	32	4.2	135	146	21/ 9/	0	5-46.2	9-58	1-1	24	3	1	1	0	3/3	-	1/1	24:10	
11	11/15	vs TB	[W]	18	8	10	0	7/16	374	68	5.5	144	28	5.1	230	248	37/ 22/	0	6-50.3	8-58	1-0	29	3	3	0	0	2/2	0/1	3/3	31:11	
12	11/22	at PIT	[L]	17	6	10	1	9/16	301	69	4.4	97	26	3.7	204	212	42/ 18/	3	6-49.8	5-30	1-1	15	2	1	1	0	1/1	1/1	0/0	25:16	
13	11/29	at CIN	[W]	16	1	14	1	7/17	322	65	5	79	29	2.7	243	1-1	244	35/ 19/	0	6-45.5	7-51	0-0	34	4	0	4	0	4/4	-	2/2	29:25
14	12/ 6	vs DET	[W]	24	12	8	4	8/13	426	68	6.3	205	43	4.8	221	1-7	228	24/ 15/	0	2-40.5	7-45	0-0	37	4	2	2	0	4/4	-	3/3	35:39
15	12/13	vs TEN	[L]	15	4	9	2	4/12	241	54	4.5	69	23	3.0	172	178	29/ 18/	1	6-50.7	9-65	1-0	13	1	1	0	0	1/1	-	2/2	29:51	
16	12/20	at MIN	[L]	15	9	3	3	3/13	207	59	3.5	138	28	4.9	69	4-19	88	27/ 12/	2	8-43.6	7-56	3-2	10	1	0	1	0	1/1	-	1/1	26:28
17	12/28	vs PIT	[W]	16	8	7	1	8/15	297	55	5.4	129	33	3.9	168	3-24	192	19/ 10/	0	7-42.4	7-60	1-0	21	3	2	1	0	3/3	-	0/0	26:13
<b>Totals</b>	<b>11-5</b>	<b>287</b>	<b>111</b>	<b>153</b>	<b>23</b>	<b>94/220</b>	<b>5,214</b>	<b>989</b>	<b>5.3</b>	<b>2,102</b>	<b>487</b>	<b>4.3</b>	<b>3,112</b>	<b>463/ 269/</b>	<b>12</b>	<b>85-45.0</b>	<b>121-898</b>	<b>18-8</b>	<b>392</b>	<b>47</b>	<b>19</b>	<b>24</b>	<b>4</b>	<b>0</b>	<b>45/45</b>	<b>1/2</b>	<b>21/26</b>	<b>28-59</b>			
<b>WC</b>	<b>1/3</b>	<b>vs NE</b>	<b>[W]</b>	<b>17</b>	<b>6</b>	<b>9</b>	<b>2</b>	<b>7/18</b>	<b>308</b>	<b>73</b>	<b>4.2</b>	<b>160</b>	<b>37</b>	<b>4.3</b>	<b>148</b>	<b>2-13</b>	<b>161</b>	<b>34/ 14/</b>	<b>0</b>	<b>6-44.8</b>	<b>25</b>	<b>2-0</b>	<b>25</b>	<b>2</b>	<b>1</b>	<b>1</b>	<b>0</b>	<b>1/1</b>	<b>0/1</b>	<b>4/4</b>	<b>30:00</b>
<b>DIV</b>	<b>1/10</b>	<b>at NYJ</b>	<b>[L]</b>	<b>14</b>	<b>5</b>	<b>8</b>	<b>1</b>	<b>4/12</b>	<b>251</b>	<b>53</b>	<b>4.7</b>	<b>95</b>	<b>22</b>	<b>4.3</b>	<b>156</b>	<b>0-0</b>	<b>156</b>	<b>31/ 12/</b>	<b>3</b>	<b>3-37.0</b>	<b>24</b>	<b>1-1</b>	<b>24</b>	<b>3</b>	<b>0</b>	<b>0</b>	<b>3/3</b>	-	<b>1/1</b>	<b>20:44</b>	

**JACKSONVILLE JAGUARS 1998 DEFENSE GAME-BY-GAME**

Wk.	Date	Opp	FIRST DOWNS				3 <sup>RD</sup>	TOT. OFFENSE			RUSHING				PASSING				PUNTS			FUM.				Tot.						
			Tot	Run	Pass	Pen		Down	Yards	Plays	Avg.	Yards	Att.	Avg.	Sacks	Gross	Att./ Cmp./	Int. Avg.	Yards	Lost	Pts.	TD	Rn	Ps	Rt		Sfty	PAT	2PT	FGs	T.O.P.	
1.	9/6	at CHI	[W]	16	9	6	1	5/13	321	61	5.3	132	34	3.9	189	0-0	189	27/ 16/	0	4-45.5	4-26	2-2	23	2	1	0	1	0	2/2	-	3/4	30:10
2	9/13	vs KC	[W]	23	7	14	2	3/11	364	64	5.7	111	25	4.4	253	2-10	263	37/ 23/	0	4-43.3	5-54	3-2	16	1	1	0	0	1/1	-	3/3	30:16	
3	9/20	vs BAL	[W]	11	3	8	0	2/15	313	61	5.1	81	25	3.2	232	2-16	248	34/ 17/	1	10-49.1	7-54	0-0	10	1	0	1	0	1/1	-	1/1	26:09	
4	9/27	at TEN	[W]	15	4	9	2	5/13	219	57	3.8	40	20	2.0	179	4-29	208	33/ 17/	2	3-50.3	9-73	3-1	22	2	0	2	0	1/1	0/1	3/3	27:06	
6	10/12	vs MIA	[W]	25	7	16	2	6/14	374	79	4.7	67	28	2.4	307	2-16	323	49/ 30/	1	6-41.7	11-89	1-1	21	3	1	2	0	3/3	-	0/1	39:06	
7	10/18	at BUF	[L]	22	7	12	3	8/15	337	63	5.3	110	23	4.8	227	1-1	228	39/ 18/	0	5-39.2	6-53	1-1	17	2	1	1	0	2/2	-	1/1	25:58	
8	10/25	at DEN	[L]	24	10	12	2	6/14	465	71	6.5	170	36	4.7	295	0-0	295	35/ 21/	0	3-41.7	8-54	0-0	37	4	3	1	0	4/4	-	3/3	33:47	
9	11/ 1	at BAL	[W]	22	6	14	2	5/10	357	59	6.1	126	23	5.5	231	2-12	243	34/ 27/	1	4-32.5	9-70	5-4	19	3	0	3	0	1/1	0/2	0/0	31:56	
10	11/ 8	vs CIN	[W]	19	5	12	2	4/16	318	71	4.5	118	27	4.4	200	4-35	235	40/ 24/	1	6-41.2	4-40	4-1	11	1	0	1	0	0/0	1/1	1/1	35:50	
11	11/15	vs TB	[W]	13	8	5	0	4/13	343	59	5.8	157	33	4.8	186	2-8	194	24/ 10/	2	6-45.8	7-52	1-1	24	3	0	3	0	3/3	-	1/1	28:49	
12	11/22	at PIT	[L]	18	5	13	0	9/18	329	70	4.7	121	34	3.6	208	0-0	208	36/ 25/	0	7-36.9	3-25	0-0	30	3	0	1	2	0	3/3	-	3/3	34:44
13	11/29	at CIN	[W]	20	6	12	2	5/15	355	68	5.2	131	24	5.5	224	1-10	234	43/ 24/	2	4-49.8	3-27	3-2	17	2	1	1	0	2/2	-	1/2	30:35	
14	12/ 6	vs DET	[W]	16	3	12	1	6/15	332	60	5.5	120	22	5.5	212	5-38	250	33/ 14/	0	3-39.3	9-76	0-0	22	2	0	2	0	1/1	0/1	3/4	24:21	
15	12/13	vs TEN	[L]	20	7	13	0	6/15	354	68	5.2	131	27	4.9	223	2-9	232	39/ 22/	1	4-48.3	9-73	1-1	16	1	0	1	0	1/1	-	3/3	30:09	
16	12/20	at MIN	[L]	25	11	12	2	4/12	417	71	5.9	180	33	5.5	237	1-7	244	37/ 20/	0	5-48.6	8-108	0-0	50	6	1	4	1	0	5/5	0/1	3/3	33:32
17	12/28	vs PIT	[W]	20	10	8	2	3/13	361	75	4.8	205	36	5.7	156	2-18	174	37/ 17/	2	4-41.0	7-79	1-1	3	0	0	0	0	0/0	-	1/2	33:47	
<b>Totals</b>	<b>11-5</b>	<b>309</b>	<b>108</b>	<b>178</b>	<b>23</b>	<b>81/222</b>	<b>5,559</b>	<b>1,057</b>	<b>5.3</b>	<b>2,000</b>	<b>450</b>	<b>4.4</b>	<b>3,559</b>	<b>3,768</b>	<b>577/ 325/</b>	<b>13</b>	<b>78-43.5</b>	<b>109-953</b>	<b>25-17</b>	<b>338</b>	<b>36</b>	<b>9</b>	<b>23</b>	<b>4</b>	<b>0</b>	<b>30/30</b>	<b>1/6</b>	<b>30/35</b>	<b>31:01</b>			
<b>WC</b>	<b>1/ 3</b>	<b>vs NE</b>	<b>[W]</b>	<b>14</b>	<b>3</b>	<b>11</b>	<b>0</b>	<b>5/15</b>	<b>206</b>	<b>65</b>	<b>3.2</b>	<b>35</b>	<b>19</b>	<b>1.8</b>	<b>171</b>	<b>2-19</b>	<b>190</b>	<b>44/ 21/</b>	<b>1</b>	<b>8-47.3</b>	<b>6-50</b>	<b>4-2</b>	<b>10</b>	<b>1</b>	<b>1</b>	<b>0</b>	<b>0</b>	<b>1/1</b>	-	<b>1/1</b>	<b>28:00</b>	
<b>DIV</b>	<b>1/10</b>	<b>at NYJ</b>	<b>[L]</b>	<b>29</b>	<b>11</b>	<b>17</b>	<b>1</b>	<b>10/14</b>	<b>429</b>	<b>77</b>	<b>5.6</b>	<b>151</b>	<b>39</b>	<b>3.9</b>	<b>278</b>	<b>2-6</b>	<b>284</b>	<b>36/ 24/</b>	<b>1</b>	<b>2-34.5</b>	<b>5-38</b>	<b>2-2</b>	<b>34</b>	<b>4</b>	<b>3</b>	<b>1</b>	<b>0</b>	<b>4/4</b>	-	<b>2/2</b>	<b>39:16</b>	



**JACKSONVILLE JAGUARS 1996 OFFENSE GAME-BY-GAME**

Wk.	Date	Opp	FIRST DOWNS			3 <sup>rd</sup>	TOT. OFFENSE			RUSHING			PASSING			PUNTS			FUM.			Tot.											
			Run	Pass	Pen		Down	Plays	Avg.	Yards	Att.	Avg.	Yards	Int.	Gross	Att./	Cmp./	Yards	Lost	Pts.	TD		Rn	Ps	Rt	Sfty	PAT	2PT	Fgs	T.O.P.			
1	9/ 1	vs PIT	[W]	22	7	12	3	10/16	313	71	4.4	119	36	3.3	194	4-18	212	31/	20/	2	5-41.4	4-35	1-0	24	3	1	2	0	0	3/3	-	1/1	35:06
2	9/ 8	vs HOU	[L]	26	7	18	1	1/6	370	61	6.1	72	21	3.4	298	2-4	302	38/	27/	2	1-48.0	6-55	2-1	27	3	1	2	0	0	3/3	-	1/1	31:15
3	9/15	at OAK	[L]	14	2	9	3	2/13	270	61	4.4	69	21	3.3	201	3-16	217	37/	18/	2	7-36.6	8-58	1-0	3	0	0	0	0	0/0	-	1/1	31:41	
4	9/22	at NE ot	[L]	12	1	11	0	5/14	442	52	8.5	29	11	2.6	413	2-19	432	39/	23/	1	5-40.6	17-148	2-1	25	3	0	3	0	0	2/2	1/1	1/2	24:58
5	9/29	vs CAR	[W]	22	10	11	1	8/14	378	68	5.6	179	38	4.7	199	3-15	214	27/	15/	1	6-51.7	13-118	2-1	24	3	2	1	0	0	3/3	-	1/1	34:59
6	10/ 6	at NO	[L]	22	7	12	3	6/15	382	70	5.5	141	34	4.1	241	1-9	250	35/	28/	0	3-41.0	10-99	3-2	13	1	0	1	0	0	1/1	-	2/3	37:19
7	10/13	vs NYJ	[W]	10	2	7	1	5/14	289	51	5.7	72	23	3.1	217	5-31	248	23/	14/	0	7-39.3	15-123	2-0	21	2	0	2	0	0	1/1	1/1	2/2	26:57
8	10/20	at STL	[L]	36	10	24	2	11/14	538	87	6.2	118	33	3.5	420	2-1	421	52/	37/	5	0-0.0	3-15	2-1	14	2	2	0	0	0	2/2	-	0/0	41:34
9	10/27	at CIN	[L]	19	8	10	1	5/13	338	63	5.4	149	28	5.3	189	4-26	215	31/	18/	2	7-43.6	8-48	2-0	21	3	1	2	0	0	3/3	-	0/0	28:24
11	11/10	vs BAL	[W]	22	3	17	2	4/12	418	63	6.6	86	20	4.3	332	6-22	354	37/	24/	1	4-49.3	8-65	1-1	30	3	0	0	0	0	0/0	-	1/1	33:21
12	11/17	at PIT	[L]	20	2	14	4	3/12	239	71	3.4	78	18	4.3	161	6-54	215	47/	28/	2	8-43.4	12-84	5-2	3	0	0	0	0	0/0	-	1/1	32:27	
13	11/24	at BAL ot	[W]	23	5	16	2	9/16	374	75	5.0	82	27	3.0	292	2-14	306	46/	28/	2	4-50.8	13-80	1-0	28	3	1	2	0	0	2/2	1/1	2/3	35:25
14	12/ 1	vs CIN	[W]	19	3	16	0	3/11	422	58	7.3	66	23	2.9	356	1-0	356	34/	21/	0	3-51.7	5-44	1-0	30	2	0	1	0	0	1/1	1/1	5/5	27:22
15	12/ 8	at HOU	[W]	19	8	8	3	6/14	279	63	4.4	114	35	3.3	165	3-7	172	25/	15/	0	3-47.3	2-10	1-1	23	2	2	0	0	0	2/2	-	3/4	30:44
16	12/15	vs SEA	[W]	18	7	10	1	5/12	351	60	5.9	133	31	4.3	218	3-13	231	26/	19/	0	3-36.7	2-21	2-0	20	2	0	2	0	0	2/2	-	2/3	30:35
17	12/22	vs ATL	[W]	21	8	13	0	4/11	357	64	5.6	143	32	4.5	214	3-8	222	29/	18/	0	3-45.0	1-3	0-0	19	1	1	0	0	0	1/1	-	4/4	30:43
Totals	9-7	325	90	208	27	87/208	5,760	1,038	5.5	1,650	431	3.8	4,110	50-257	4,367	557/	353/	20	69-43.7	127-1006	29-10	325	33	13	19	1	0	0	27/27	5/6	30/36	31:18	
WC 12/28	at BUF	[W]	18	5	13	0	7/17	409	70	5.8	184	35	5.3	225	2-14	239	33/	18/	2	5-50.6	6-42	0-0	30	3	1	1	0	0	3/3	-	3/4	33:06	
DIV 1/ 4	at DEN	[W]	22	9	11	2	8/15	443	67	6.6	203	36	5.6	240	2-5	245	29/	18/	0	3-39.7	3-18	0-0	30	3	1	2	0	0	3/3	-	3/3	32:24	
AFC 1/12	at NE	[L]	18	6	12	0	5/14	289	72	4	101	33	3.1	188	1-2	190	38/	20/	2	5-36.4	4-23	3-2	6	0	0	0	0	0	0/0	-	2/2	34:43	

**JACKSONVILLE JAGUARS 1996 DEFENSE GAME-BY-GAME**

Wk.	Date	Opp	FIRST DOWNS			3 <sup>rd</sup>	TOT. OFFENSE			RUSHING			PASSING			PUNTS			FUM.			Tot.											
			Run	Pass	Pen		Down	Plays	Avg.	Yards	Att.	Avg.	Yards	Int.	Gross	Att./	Cmp./	Yards	Lost	Pts.	TD		Rn	Ps	Rt	Sfty	PAT	2PT	Fgs	T.O.P.			
1	9/ 1	vs PIT	[W]	13	8	5	0	3-12	187	52	3.6	101	25	4.0	86	4-21	107	23/	12/	1	6-39.5	7-40	2-1	9	0	0	0	0	0/0	-	3/3	24:54	
2	9/ 8	vs HOU	[L]	21	9	10	2	6-11	401	54	7.4	181	31	5.8	220	1-6	226	22/	14/	0	2-43.5	7-60	2-1	34	4	1	3	0	0	4/4	-	2/2	28:45
3	9/15	at OAK	[L]	18	5	12	1	5-13	331	58	5.7	134	30	4.5	197	1-3	200	27/	18/	2	5-42.4	10-90	3-1	17	2	0	1	0	2/2	-	1/1	28:19	
4	9/22	at NE ot	[L]	26	9	14	3	7-17	353	79	4.5	123	31	4.0	230	4-25	255	44/	27/	1	2-38.0	6-30	1-1	28	2	1	1	0	0	1/2	-	5/6	37:38
5	9/29	vs CAR	[W]	21	1	14	6	5-13	272	63	4.3	57	21	2.7	215	5-46	261	37/	17/	0	7-43.1	7-41	4-2	14	2	0	2	0	0	1/2	1/1	0/1	25:01
6	10/ 6	at NO	[L]	11	3	6	2	3-11	197	47	4.2	36	19	1.9	161	0-0	161	28/	15/	1	6-36.7	10-68	0-0	17	2	1	1	0	0	2/2	-	1/1	22:41
7	10/13	vs NYJ	[W]	24	5	15	4	8-17	367	74	5.0	91	30	3.0	276	0-0	276	44/	23/	2	4-48.5	3-25	1-0	17	2	0	2	0	0	2/2	-	1/2	33:03
8	10/20	at STL	[L]	9	5	3	1	4-10	204	39	5.2	83	20	4.2	121	2-8	129	17/	9/	1	5-48.6	7-55	2-0	17	2	0	1	0	2/2	-	1/1	18:26	
9	10/27	at CIN	[L]	16	5	11	0	9-17	267	67	4.0	60	31	1.9	207	5-42	249	31/	20/	0	6-47.7	5-33	0-0	28	4	2	2	0	0	4/4	-	0/0	31:36
11	11/10	vs BAL	[W]	24	9	14	1	4-10	387	67	5.8	152	36	4.2	235	4-18	253	27/	17/	0	5-35.8	6-78	3-3	27	3	0	3	0	0	3/3	-	2/2	33:33
12	11/17	at PIT	[L]	15	9	6	0	7-15	198	59	3.4	108	32	3.4	90	2-19	109	25/	7/	1	6-39.8	6-58	1-0	28	4	1	2	1	0	4/4	-	0/1	26:39
13	11/24	at BAL ot	[W]	29	7	19	3	8-15	460	81	5.7	104	30	3.5	356	1-10	366	50/	31/	0	3-42.3	7-109	2-2	25	2	1	0	1	0	1/1	0/1	4/5	33:41
14	12/ 1	vs CIN	[W]	27	10	16	1	6-13	485	70	6.9	172	31	5.5	313	0-0	313	39/	23/	2	3-34.3	5-25	0-0	27	3	0	3	0	0	3/3	-	2/3	32:38
15	12/ 8	at HOU	[W]	21	7	14	0	5-11	361	62	5.8	74	20	3.7	287	5-21	308	37/	24/	1	3-44.3	4-45	4-3	17	2	1	1	0	0	2/2	-	1/2	29:16
16	12/15	vs SEA	[W]	19	8	10	1	6-14	306	62	4.9	159	29	5.5	147	2-9	156	31/	16/	1	4-41.5	5-33	1-0	13	1	0	1	0	0	1/1	-	2/2	29:25
17	12/22	vs ATL	[W]	21	10	11	0	7-12	309	58	5.3	146	31	4.7	163	1-9	172	26/	17/	0	4-43.8	2-10	0-0	17	2	1	1	0	0	2/2	-	1/2	29:17
Totals	9-7	316	110	181	25	93/211	5,095	993	5.1	1,781	447	4.0	3,314	37-237	3,551	509/	291/	13	71-42.0	97-800	26-14	335	37	9	24	4	0	33/35	1/2	26/34	28:42		
WC 12/28	at BUF	[W]	19	5	14	0	5-15	308	68	4.5	92	29	3.2	216	3-30	246	36/	22/	1	5-43.2	6-39	4-2	27	3	1	1	0	0	3/3	-	2/2	26:54	
DIV 1/ 4	at DEN	[W]	21	7	13	1	6-12	351	60	5.9	126	21	6.0	225	1-1	226	38/	25/	0	5-42.6	8-64	1-0	27	4	2	2	0	0	1/2	1/2	0/0	27:36	
AFC 1/12	at NE	[L]	13	6	7	0	2-13	234	59	4.0	73	24	3.0	161	2-17	178	33/	20/	1	6-39.7	2-5	2-1	20	2	1	0	0	0	2/2	-	2/3	25:17	

JACKSONVILLE JAGUARS 1995 OFFENSE GAME-BY-GAME

Wk.	Date	Opp	FIRST DOWNS			3 <sup>RD</sup>	TOT. OFFENSE			RUSHING			PASSING			PUNTS			FUM.			T.O.P.								
			Tot	Run	Pass		Pen	Yards	Plays	Avg.	Yards	Att.	Avg.	Sacks	Gross	Att./Cmp./Int.	Avg.	Yards	Lost	Phs.	TD		Rn	Ps	Rt	Sfty	PAT	2PT	FGs	
1	9/3	vs HOU	[L]	10	6	4	0	2/12	146	52	2.8	101	22	4.6	45	4-24	69	26/10/1	8-43.1	6-30	2-1	3	0	0	0	0	0/0	-	1/2	24:16
2	9/10	at CIN	[L]	14	5	8	1	7/17	259	66	3.9	119	29	4.1	140	7-39	179	30/12/1	6-41.5	7-59	1-1	17	2	1	1	0	2/2	-	1/1	29:58
3	9/17	at NYJ	[L]	20	11	6	3	7/17	251	74	3.4	146	35	4.2	105	6-33	138	33/15/1	6-46.5	8-44	3-2	10	1	0	1	0	1/1	-	1/1	27:48
4	9/24	vs GB	[L]	13	2	10	1	5/15	201	57	3.5	76	23	3.3	125	5-31	156	29/16/0	8-45.4	8-52	0-0	14	2	0	2	0	2/2	-	0/0	26/09
5	10/1	at HOU	[W]	16	5	7	4	1/8	219	50	4.4	68	20	3.4	151	3-23	174	27/15/1	5-46.2	7-58	2-2	17	2	1	1	0	2/2	-	1/1	25/52
6	10/8	vs PIT	[W]	17	6	10	1	3/14	267	63	4.2	96	29	3.3	171	4-18	189	30/17/0	8-48.5	5-86	1-0	20	2	1	1	0	2/2	-	2/2	32/06
7	10/15	vs CHI	[L]	26	7	16	3	6/13	409	72	5.7	121	23	5.3	288	1-14	302	48/30/1	1-55.0	8-51	0-0	27	3	0	3	0	3/3	-	2/4	31:10
8	10/22	at CLE	[W]	24	12	9	3	12/17	315	74	4.3	159	45	3.5	156	1-8	164	28/16/1	3-37.0	10-64	2-1	23	3	1	1	1	2/3	-	1/1	32:24
9	10/29	at PIT	[L]	14	4	9	1	2/14	229	60	3.8	84	20	4.2	145	7-44	189	33/18/0	9-41.0	8-67	2-1	7	1	0	1	0	1/1	-	0/0	28:36
11	11/12	vs SEA	[L]	19	10	6	3	2/7	266	51	5.2	161	28	5.8	105	3-16	121	20/13/1	3-46.3	9-75	2-1	30	3	2	1	0	3/3	-	3/3	25:57
12	11/19	at TB	[L]	19	6	12	1	5/13	350	59	5.9	87	23	3.8	263	3-10	273	33/24/1	6-41.8	6-42	1-0	16	2	1	1	0	1/1	-	2/4	30:26
13	11/26	vs CIN	[L]	18	4	13	1	4/12	295	58	5.1	78	20	3.9	217	4-28	245	34/18/1	4-46.0	8-104	4-1	13	1	0	1	0	1/1	-	2/4	30:26
14	12/3	at DEN	[L]	13	2	11	0	3/12	260	52	5.0	69	21	3.3	191	3-7	198	28/15/1	5-43.2	10-67	1-1	23	3	0	1	2	2/2	0/1	1/1	28:43
15	12/10	vs IND	[L]	27	7	16	4	7/13	424	66	6.4	126	25	5.0	298	2-14	312	39/26/1	2-42.5	6-55	1-1	31	4	1	3	0	4/4	-	1/2	31:18
16	12/17	at DET	[L]	15	7	6	2	5/11	235	51	4.6	109	20	5.5	126	3-34	160	28/13/4	3-45.3	8-67	1-1	0	0	0	0	0	0/0	-	0/1	23:59
17	12/24	vs CLE	[W]	18	6	11	1	3/10	373	57	6.5	105	27	3.9	268	1-7	275	29/17/0	5-38.0	7-49	0-0	24	2	1	1	0	1/1	1/1	3/3	28:08
<b>Totals</b>	<b>4-12</b>	<b>283</b>	<b>100</b>	<b>154</b>	<b>29</b>	<b>74/205</b>	<b>4,495</b>	<b>962</b>	<b>4.7</b>	<b>1,705</b>	<b>410</b>	<b>4.2</b>	<b>2,790</b>	<b>57-354</b>	<b>3,144</b>	<b>495/275/15</b>	<b>82-43.8</b>	<b>121-970</b>	<b>23-13</b>	<b>275</b>	<b>31</b>	<b>9</b>	<b>19</b>	<b>3</b>	<b>0</b>	<b>27/28</b>	<b>1/3</b>	<b>20/27</b>	<b>28:37</b>	

JACKSONVILLE JAGUARS 1995 DEFENSE GAME-BY-GAME

Wk.	Date	Opp	FIRST DOWNS			3 <sup>RD</sup>	TOT. OFFENSE			RUSHING			PASSING			PUNTS			FUM.			T.O.P.								
			Tot	Run	Pass		Pen	Yards	Plays	Avg.	Yards	Att.	Avg.	Sacks	Gross	Att./Cmp./Int.	Avg.	Yards	Lost	Phs.	TD		Rn	Ps	Rt	Sfty	PAT	2PT	FGs	
1	9/3	vs HOU	[L]	14	8	6	0	6/16	240	64	3.8	160	41	3.9	80	0-0	80	23/13/0	9-44.4	10-69	3-1	10	1	0	1	0	1/1	-	1/1	35:44
2	9/10	at CIN	[L]	17	5	11	1	6/14	346	63	5.5	118	30	3.9	228	3-19	247	30/20/0	4-40.3	6-49	2-2	24	3	1	2	0	3/3	-	1/2	30:02
3	9/17	at NYJ	[L]	23	3	18	2	7/15	375	69	5.4	79	26	3.0	296	0-0	296	43/27/1	5-39.0	5-46	0-0	27	3	0	3	0	3/3	-	2/2	32:12
4	9/24	vs GB	[L]	16	5	10	1	9/16	322	61	5.3	129	29	4.4	193	2-9	202	30/20/1	4-49.0	9-70	2-0	24	3	1	2	0	3/3	-	1/2	33:51
5	10/1	at HOU	[W]	19	9	9	1	11/19	297	77	3.9	91	28	3.3	206	2-19	225	47/27/1	4-44.8	7-70	3-2	16	1	0	1	0	1/1	-	3/4	34:08
6	10/8	vs PIT	[W]	16	4	9	3	3/13	350	58	6.0	68	23	3.0	282	0-0	282	35/19/0	5-42.0	5-35	3-1	16	1	0	1	0	1/1	-	3/3	27:54
7	10/15	vs CHI	[L]	23	9	13	1	8/14	380	62	6.1	135	33	4.1	245	0-0	245	29/17/0	1-29.0	4-46	0-0	30	3	0	3	0	3/3	-	3/3	28:50
8	10/22	at CLE	[W]	20	3	14	3	6/12	387	59	6.6	89	24	3.7	298	1-1	299	34/20/2	2-40.5	6-66	2-2	15	1	0	1	0	0/0	0/1	3/3	27:36
9	10/29	at PIT	[L]	20	9	9	2	3/10	316	58	5.4	138	33	4.2	178	0-0	178	25/17/0	6-37.2	6-59	2-1	24	3	1	2	0	3/3	-	1/1	31:24
11	11/17	vs SEA	[L]	26	12	12	2	8/14	481	73	6.6	246	40	6.2	235	2-9	244	31/18/1	3-48.0	10-129	1-0	47	6	4	2	0	6/6	-	1/1	34:05
12	11/19	at TB	[L]	17	11	5	1	2/9	246	54	4.6	145	33	4.4	101	1-2	103	20/9/0	6-45.8	2-20	0-0	17	2	2	0	0	2/2	-	1/1	29:00
13	11/26	vs CIN	[L]	21	7	12	2	6/13	323	66	4.9	113	27	4.2	210	0-0	210	39/19/3	4-42.8	14-98	0-0	17	2	1	1	0	2/2	-	1/1	29:34
14	12/3	at DEN	[L]	20	7	13	0	8/13	397	67	5.9	111	33	3.4	286	0-0	286	34/22/1	3-29.0	2-10	2-2	31	4	0	4	0	4/4	-	1/1	31:17
15	12/10	vs IND	[L]	15	9	6	0	8/13	219	52	4.2	91	35	2.6	128	1-1	129	16/9/0	2-43.0	6-72	0-0	41	5	2	2	1	5/5	-	2/2	28:42
16	12/17	at DET	[L]	28	11	13	4	7/14	386	71	5.4	156	41	3.8	230	2-3	233	28/19/0	1-28.0	3-51	1-1	44	5	3	2	0	5/5	-	3/3	36:01
17	12/24	vs CLE	[W]	26	9	17	0	9/17	450	76	5.9	134	28	4.8	316	3-9	325	45/28/3	2-50.5	7-70	1-1	21	3	2	1	0	3/3	-	0/1	31:52
<b>Totals</b>	<b>4-12</b>	<b>320</b>	<b>121</b>	<b>177</b>	<b>22</b>	<b>107/222</b>	<b>5,515</b>	<b>1,050</b>	<b>5.4</b>	<b>2,003</b>	<b>504</b>	<b>4.0</b>	<b>3,512</b>	<b>17-72</b>	<b>3,584</b>	<b>509/304/13</b>	<b>61-42.0</b>	<b>102-958</b>	<b>22-11</b>	<b>404</b>	<b>46</b>	<b>17</b>	<b>28</b>	<b>1</b>	<b>0</b>	<b>45/45</b>	<b>0/1</b>	<b>27/31</b>	<b>31:23</b>	





# **JAGUARS RECORD BOOK**

**REGULAR SEASON WEEK 12 AT BUFFALO**

# TEAM RECORDS

## ALL-TIME TEAM SPLITS

### ALL-TIME RECORDS

All-Time Record (Regular Season & Playoffs)	159-198 (.445)
Regular Season Record	153-192 (.443)
at Home	93-80 (.538)
on Road	61-112 (.353)
Postseason Record	5-6 (.455)
at Home	2-1 (.667)
on Road	3-5 (.375)

### vs. AFC/NFC OPPONENTS

Record vs. AFC Opponents	117-143 (.450)
at Home	68-63 (.519)
on Road	49-80 (.380)
vs. AFC East	15-25 (.375)
at Home	8-12 (.400)
on Road	7-13 (.350)
vs. AFC North	12-18 (.400)
at Home	6-9 (.400)
on Road	6-9 (.400)
vs. AFC South	33-54 (.379)
at Home	20-24 (.455)
on Road	13-30 (.302)
vs. AFC West	18-23 (.440)
at Home	12-9 (.571)
on Road	6-14 (.300)
Record vs. NFC Opponents	37-48 (.435)
at Home	25-18 (.581)
on Road	12-31 (.279)
vs. NFC East	11-13 (.458)
at Home	8-4 (.667)
on Road	3-9 (.250)
vs. NFC North	6-9 (.400)
at Home	3-4 (.429)
on Road	3-5 (.375)
vs. NFC South	6-10 (.375)
at Home	5-3 (.625)
on Road	1-7 (.125)
vs. NFC West	10-10 (.500)
at Home	7-3 (.700)
on Road	3-7 (.300)

### vs. AFC CENTRAL/AFC SOUTH

Record vs. Own Division	72-76 (.486)
vs. AFC Central (1995-2001)	39-23 (.629)
at Home	22-9 (.710)
on Road	17-14 (.548)
vs. AFC South (2002-present)	33-54 (.379)
at Home	20-24 (.455)
on Road	13-30 (.302)

### RECORDS BY MONTH

Record in August	1-0 (1.000)
at Home	0-0 (.000)
on Road	1-0 (1.000)
Record in September	33-44 (.429)
at Home	19-19 (.500)
on Road	14-25 (.359)
Record in October	33-53 (.384)
at Home	18-23 (.439)
on Road	15-30 (.333)
Record in November	44-40 (.524)
at Home	27-15 (.643)
on Road	17-25 (.405)
Record in December	39-51 (.433)
at Home	24-23 (.511)
on Road	15-28 (.349)
Record in January	4-4 (.500)
at Home	3-0 (1.000)
on Road	1-4 (.200)

### RECORDS BY GAME DAY

Record on Monday	8-7 (.533)
at Home	7-4 (.636)
on Road	1-3 (.250)
Record on Thursday	4-6 (.400)
at Home	4-4 (.500)
on Road	0-2 (.000)
Record on Saturday	1-2 (.333)
at Home	0-0 (.000)
on Road	1-2 (.333)
Record on Sunday	141-177 (.443)
at Home	82-72 (.532)
on Road	59-105 (.360)

### DAY & NIGHT SPLITS

Day Games	137-173 (.442)
at Home	78-68 (.534)
on Road	59-105 (.360)
Night Games	17-19 (.472)

at Home	15-12 (.556)
on Road	2-7 (.222)
on Monday	8-7 (.533)
at Home	7-4 (.636)
on Road	1-3 (.250)
on Thursday	4-6 (.400)
at Home	4-4 (.500)
on Road	0-2 (.000)
on Saturday	5-6 (.455)
at Home	4-4 (.500)
on Road	1-2 (.333)

### RECORDS BY TIME ZONE

Eastern Time Zone	124-136 (.477)
Central Time Zone	23-40 (.365)
Mountain Time Zone	3-3 (.500)
Pacific Time Zone	2-11 (.154)

### VENUE SPLITS

Grass Surface	132-141 (.484)
Artificial Turf Surface	22-51 (.301)
Dome	6-19 (.240)

### SCORING SPLITS

Scoring First	104-50 (.675)
at Home	63-22 (.741)
on Road	41-28 (.594)
Opponent Scores First	50-142 (.260)
at Home	30-58 (.341)
on Road	20-84 (.192)
Scoring 20-Plus Points	124-55 (.693)
at Home	77-22 (.778)
on Road	47-33 (.586)
Scoring Less Than 20 Points	38-147 (.205)
at Home	21-63 (.250)
on Road	17-84 (.168)
Allowing 20-Plus Points	50-159 (.239)
at Home	27-67 (.287)
on Road	23-91 (.202)
Allowing Less Than 20 Points	113-45 (.715)
at Home	71-20 (.780)
on Road	42-25 (.627)
Games Decided by < 7 Points	88-188 (.319)
at Home	49-79 (.383)
on Road	38-109 (.259)
Games Decided by < 3 Points	39-185 (.174)
at Home	22-77 (.222)
on Road	17-108 (.136)
Led after 1st Quarter	89-37 (.706)
Trailed after 1st Quarter	41-119 (.256)
Led at Halftime	105-29 (.784)
Trailed at Halftime	34-143 (.192)
Tied at Halftime	16-20 (.444)
Led after 3rd Quarter	118-29 (.803)
Trailed after 3rd Quarter	26-150 (.148)
Overtime Games	7-8 (.467)
at Home	3-1 (.750)
on Road	4-7 (.364)

### SPLIT-SEASON RECORDS

Record on Kickoff Weekend	11-11 (.500)
at Home	7-6 (.538)
on Road	4-5 (.444)
Day Games	11-11 (.500)
Night Games	0-0 (.000)
Record During Season's First Half (Games 1-8)	72-103 (.411)
at Home	43-43 (.500)
on Road	29-60 (.326)
Record During Season's Second Half (Games 9-16)	82-87 (.485)
at Home	50-37 (.575)
on Road	32-50 (.390)

### COIN-TOSS RESULTS

Won Coin Toss (since 1999)	54-81 (.400)
at Home	30-38 (.441)
on Road	24-43 (.358)
Lost Coin Toss (since 1999)	64-82 (.438)
at Home	39-33 (.542)
on Road	25-49 (.338)

### MISCELLANEOUS

Positive Turnover Ratio	105-40 (.724)
Negative Turnover Ratio	17-115 (.129)
Turnover Ratio is Even	32-37 (.464)
Time of Possession > 30:00	106-71 (.599)
Time of Possession < 30:00	48-121 (.284)
Have 300 Net Passing Yards	16-20 (.444)
Have 100-Yard Rusher	59-29 (.670)
Have 100-Yard Receiver	41-56 (.423)
Have Two 100-Yard Receivers	6-7 (.462)

# CAREER RECORDS

## SERVICE

SEASONS	
Brad Meester (2000-13) .....	14
<b>MARCEDES LEWIS (2006-16) .....</b>	<b>11</b>
Josh Scobee (2004-14) .....	11
Fred Taylor (1998-2008) .....	11
Jimmy Smith (1995-2005) .....	11
Rashean Mathis (2003-12) .....	10
Rob Meier (2000-08) .....	10
Greg Jones (2004-12) .....	9
Daryl Smith (2004-12) .....	9
David Garrard (2002-10) .....	9
Maurice Williams (2001-09) .....	9
Paul Spicer (2000-08) .....	9
Donovin Darius (1998-2006) .....	9
Mark Brunell (1995-2003) .....	9
Maurice Jones-Drew (2006-13) .....	8
Vince Manuwai (2003-10) .....	8
John Henderson (2002-09) .....	8
Joe Zelenka (2001-08) .....	8
Kyle Brady (1999-2006) .....	8
Tony Brackens (1996-2003) .....	8
Tony Boselli (1995-2001) .....	8
Mike Hollis (1995-2001) .....	8

GAMES PLAYED	
Brad Meester (2000-13) .....	209
Jimmy Smith (1995-2005) .....	171
Josh Scobee (2004-14) .....	168
<b>MARCEDES LEWIS (2006-16) .....</b>	<b>154</b>
Fred Taylor (1998-2008) .....	140
Rob Meier (2000-08) .....	138
Rashean Mathis (2003-12) .....	137
Joe Zelenka (2001-08) .....	128
Daryl Smith (2004-12) .....	126
John Henderson (2002-09) .....	124

CONSECUTIVE GAMES PLAYED	
Joe Zelenka (2001-08) .....	128
Josh Scobee (2007-14) .....	119
Tyson Alualu (2010-15) .....	96
Bryan Barker (1995-2000) .....	96
Brad Meester (2000-05) .....	92
Brad Meester (2008-13) .....	89
Jimmy Smith (1995-2000) .....	88
Marcus Stroud (2001-06) .....	86
John Henderson (2002-06) .....	82
Mike Hollis (1995-2000) .....	82

GAMES STARTED	
Brad Meester (2000-13) .....	209
Jimmy Smith (1995-2005) .....	150
Fred Taylor (1998-2008) .....	136
<b>MARCEDES LEWIS (2006-16) .....</b>	<b>139</b>
Rashean Mathis (2003-12) .....	129
Daryl Smith (2004-12) .....	124
John Henderson (2002-09) .....	120
Mark Brunell (1995-2003) .....	117
Donovin Darius (1998-2006) .....	115
Kyle Brady (1999-2006) .....	110

CONSECUTIVE GAMES STARTED	
Brad Meester (Sept. 3, 2000-Dec. 4, 2005) .....	92
Brad Meester (Oct. 26, 2008-Dec. 22, 2013) .....	89
Rashean Mathis (Sept. 7, 2003-Nov. 25, 2007) .....	74
Vince Manuwai (Nov. 30, 2003-Dec. 23, 2007) .....	68
Marcus Stroud (Sept. 8, 2002-Oct. 1, 2006) .....	68
Tyson Alualu (Sept. 12, 2011-Dec. 29, 2013) .....	64
Maurice Williams (Sept. 7, 2003-Dec. 31, 2006) .....	64
Chris Naeole (Sept. 8, 2002-Dec. 24, 2005) .....	63
Uche Nwaneri (Oct. 4, 2009-Dec. 23, 2012) .....	60
Kevin Hardy (Dec. 21, 1997-Nov. 18, 2001) .....	58

## SCORING

POINTS	
Josh Scobee (2004-14) .....	1,022
Mike Hollis (1995-2001) .....	764
Maurice Jones-Drew (2006-13) .....	486
Fred Taylor (1998-2008) .....	424
Jimmy Smith (1995-2005) .....	418
James Stewart (1995-99) .....	228
Keenan McCardell (1996-2001) .....	190
<b>JASON MYERS (2015-16) .....</b>	<b>173</b>
<b>MARCEDES LEWIS (2006-16) .....</b>	<b>168</b>
Stacey Mack (1999-2002) .....	120

CONSECUTIVE GAMES SCORING	
Mike Hollis (Dec. 24, 1995-Sept. 10, 2000) .....	67
Josh Scobee (Jan. 2, 2005-Oct. 4, 2009) .....	61
Josh Scobee (Oct. 18, 2009-Oct. 28, 2012) .....	50
Josh Scobee (Sept. 15, 2013-Dec. 28, 2014) .....	31
<b>JASON MYERS (Sept. 13, 2015-Nov. 20, 2016) .....</b>	<b>26</b>
Mike Hollis (Oct. 16, 2000-Dec. 30, 2001) .....	25
Seth Marler (Sept. 7, 2003-Dec. 28, 2003) .....	16
Josh Scobee (Sept. 12-Dec. 19, 2004) .....	14
Mike Hollis (Sept. 3-Dec. 10, 1995) .....	14
<i>Several players tied</i> .....	8

TOUCHDOWNS	
Maurice Jones-Drew (2006-13) .....	81
Fred Taylor (1998-2008) .....	70
Jimmy Smith (1995-2005) .....	69
James Stewart (1995-99) .....	38
Keenan McCardell (1996-2001) .....	30
<b>MARCEDES LEWIS (2006-16) .....</b>	<b>28</b>
<b>ALLEN ROBINSON (2014-16) .....</b>	<b>22</b>
Stacey Mack (1999-2002) .....	20
<b>ALLEN HURNS (2014-16) .....</b>	<b>18</b>
Reggie Williams (2004-08) .....	18
David Garrard (2002-10) .....	17

CONSECUTIVE GAMES SCORING TD	
Fred Taylor (Sept. 20-Nov. 22, 1998) .....	8
Maurice Jones-Drew (Nov. 12-Dec. 31, 2006) .....	8
Allen Hurns (Sept. 27-Nov. 15, 2015) .....	7
Fred Taylor (Nov. 12-Dec. 23, 2000) .....	7
Allen Robinson (Nov. 29-Dec. 27, 2015) .....	5
Maurice Jones-Drew (Oct. 18-Nov. 22, 2009) .....	5
Maurice Jones-Drew (Nov. 4-Dec. 2, 2007) .....	5
Julius Thomas (Nov. 19-Dec. 13, 2015) .....	4
Mercedes Lewis (Dec. 1-22, 2013) .....	4
<i>Several players tied</i> .....	4

FIELD GOALS MADE	
Josh Scobee (2004-14) .....	235
Mike Hollis (1995-2001) .....	175
<b>JASON MYERS (2015-16) .....</b>	<b>41</b>
Seth Marler (2003) .....	20
John Carney (2007) .....	9
Tim Seder (2002) .....	8
Danny Boyd (2002) .....	5
Hayden Epstein (2002) .....	5
Steve Lindsey (1999-2000) .....	5
Richie Cunningham (2002) .....	1

CONSECUTIVE FIELD GOALS MADE	
Josh Scobee (Nov. 27, 2011-Nov. 4, 2012) .....	20
Mike Hollis (Nov. 1, 1998-Sept. 19, 1999) .....	20
Jason Myers (Nov. 15, 2015-Sept. 11, 2016) .....	16
Mike Hollis (Oct. 12-Nov. 30, 1997) .....	16
Josh Scobee (Sept. 11-Nov. 13, 2011) .....	15
Josh Scobee (Oct. 1-Nov. 26, 2006) .....	15
Josh Scobee (Dec. 23, 2012-Nov. 10, 2013) .....	14
Josh Scobee (Sept. 12-Nov. 14, 2010) .....	14
Mike Hollis (Sept. 3-Oct. 29, 2000) .....	13

CONSECUTIVE GAMES SCORING FG	
Josh Scobee (Nov. 14, 2010-Oct. 24, 2011) .....	15
Josh Scobee (Oct. 29, 2006-Dec. 16, 2007) .....	13
Mike Hollis (Sept. 12-Nov. 21, 1999) .....	10
Josh Scobee (Nov. 24, 2013-Sept. 21, 2014) .....	9
Josh Scobee (Sept. 15-Nov. 10, 2013) .....	8
Josh Scobee (Jan. 3-Oct. 24, 2010) .....	8
Josh Scobee (Nov. 13, 2005-Jan. 1, 2006) .....	8
Seth Marler (Sept. 7-Nov. 2, 2003) .....	8
Mike Hollis (Dec. 24, 1995-Oct. 13, 1996) .....	8

FIELD GOAL PERCENTAGE (MIN. 25 FGA)	
<b>JASON MYERS (2015-16) .....</b>	<b>85.4</b>
Josh Scobee (2004-14) .....	80.8
Mike Hollis (1995-2001) .....	80.6
Seth Marler (2003) .....	60.6

LONGEST FIELD GOALS	
Josh Scobee (Oct. 3, 2010 vs. Ind.) .....	59
<b>JASON MYERS (Sept. 20, 2015 vs. Mia.) .....</b>	<b>58</b>
Josh Scobee (Dec. 15, 2013 vs. Buf.) .....	55
Josh Scobee (Sept. 18, 2011 at NYJ) .....	55
<b>JASON MYERS (Nov. 13, 2016 vs. Hou.) .....</b>	<b>54</b>
Josh Scobee (Oct. 24, 2011 vs. Bal.) .....	54

EXTRA-POINT PERCENTAGE (MIN. 25 XPA)	
Seth Marler (2003) .....	100.0
Mike Hollis (1995-2001) .....	98.8
Josh Scobee (2004-14) .....	98.4
<b>JASON MYERS (2015-16) .....</b>	<b>86.2</b>

EXTRA POINTS MADE	
Josh Scobee (2004-14) .....	317
Mike Hollis (1995-2001) .....	239
<b>JASON MYERS (2015-16) .....</b>	<b>49</b>
Seth Marler (2003) .....	30
John Carney (2007) .....	20
Hayden Epstein (2002) .....	13
Tim Seder (2002) .....	11
Danny Boyd (2002) .....	7
Steve Lindsey (1999-2000) .....	5
Richie Cunningham (2002) .....	2

CONSECUTIVE EXTRA POINTS MADE	
Mike Hollis (Oct. 22, 1995-Dec. 9, 2001) .....	220
Josh Scobee (Nov. 8, 2009-Jan. 1, 2012) .....	82
Josh Scobee (Sept. 12, 2004-Jan. 1, 2006) .....	59
Josh Scobee (Dec. 16, 2007-Nov. 1, 2009) .....	58
Josh Scobee (Sept. 10, 2006-Dec. 16, 2007) .....	55
Josh Scobee (Sept. 16, 2012-Dec. 22, 2013) .....	39
Seth Marler (Sept. 7-Dec. 28, 2003) .....	30

# CAREER RECORDS

## PASSING

### PASSING YARDS

Mark Brunell (1995-2003) .....	25,698
David Garrard (2002-10).....	16,003
<b>BLAKE BORTLES (2014-16).....</b>	<b>9,959</b>
Byron Leftwich (2003-06) .....	9,042
<b>CHAD HENNE (2012-16).....</b>	<b>5,817</b>
Blaine Gabbert (2011-13).....	4,357
Quinn Gray (2005-07).....	1,252
Steve Beuerlein (1995).....	952
Jonathan Quinn (1998-2001).....	748
Jamie Martin (1998-2000).....	662

### CONSECUTIVE PASS COMPLETIONS

David Garrard (Nov. 14-21, 2010) .....	17
Byron Leftwich (Oct. 17-24, 2004) .....	15
Mark Brunell (Sept. 7, 2003 at Car.).....	13
Mark Brunell (Oct. 6, 1996 at N.O.).....	13



### LONGEST PASS COMPLETIONS

<b>BLAKE BORTLES (Dec. 27, 2015 at N.O.) .....</b>	<b>90t</b>
Byron Leftwich (Sept. 28, 2003 at Hou.) .....	84t
<b>CHAD HENNE (Nov. 18, 2012 at Hou.) .....</b>	<b>81t</b>
<b>BLAKE BORTLES (Dec. 13, 2015 vs. Ind.) .....</b>	<b>80t</b>
Blaine Gabbert (Sept. 23, 2012 at Ind.) .....	80t
Quinn Gray (Nov. 4, 2007 at N.O.) .....	80t
Mark Brunell (Sept. 15, 2002 at K.C.).....	79t
Mark Brunell (Nov. 1, 1998 at Bal.).....	78t
David Garrard (Nov. 21, 2010 vs. Cle.).....	75
Mark Brunell (Nov. 9, 1997 vs. K.C.).....	75

### AVG. GAIN PER ATTEMPT (MIN. 200 ATTEMPTS)

Mark Brunell (1995-2003) .....	7.11
David Garrard (2002-10).....	7.02
Quinn Gray (2005-07).....	6.96
Byron Leftwich (2003-06) .....	6.73
Steve Beuerlein (1995).....	6.70
<b>BLAKE BORTLES (2014-16).....</b>	<b>6.66</b>
<b>CHAD HENNE (2012-15).....</b>	<b>6.54</b>
Jonathan Quinn (1998-2001).....	5.98
Blaine Gabbert (2011-13).....	5.61

### PASS ATTEMPTS

Mark Brunell (1995-2003) .....	3,616
David Garrard (2002-10).....	2,281
<b>BLAKE BORTLES (2014-16).....</b>	<b>1,496</b>
Byron Leftwich (2003-06) .....	1,344
<b>CHAD HENNE (2012-16).....</b>	<b>889</b>
Blaine Gabbert (2011-13).....	777
Quinn Gray (2005-07).....	180
Steve Beuerlein (1995).....	142
Jonathan Quinn (1998-2001).....	125
Jay Fiedler (1999).....	94

### TOUCHDOWN PASSES

Mark Brunell (1995-2003) .....	144
David Garrard (2002-10).....	89
<b>BLAKE BORTLES (2014-16).....</b>	<b>64</b>
Byron Leftwich (2003-06) .....	51
<b>CHAD HENNE (2012-16).....</b>	<b>27</b>
Blaine Gabbert (2011-13).....	22
Quinn Gray (2005-07).....	12
Jamie Martin (1998-2000).....	4
Steve Beuerlein (1995).....	4
Jonathan Quinn (1998-2001).....	3

### INTERCEPTIONS THROWN

Mark Brunell (1995-2003) .....	86
David Garrard (2002-10).....	54
<b>BLAKE BORTLES (2014-16).....</b>	<b>48</b>
Byron Leftwich (2003-06) .....	36
<b>CHAD HENNE (2012-16).....</b>	<b>26</b>
Blaine Gabbert (2011-13).....	24
Steve Beuerlein (1995).....	7
Quinn Gray (2005-07).....	5
Luke McCown (2009-11).....	4
Jonathan Quinn (1998-2001).....	4

### INTERCEPTION % (MIN. 125 ATTEMPTS)

David Garrard (2002-10).....	2.37
Mark Brunell (1995-2003) .....	2.38
Byron Leftwich (2003-06) .....	2.68
Quinn Gray (2005-07).....	2.78
<b>CHAD HENNE (2012-16).....</b>	<b>2.92</b>
Blaine Gabbert (2011-13).....	3.09
Jonathan Quinn (1998-2001).....	3.20

### LONGEST PASSING TOUCHDOWNS

<b>BLAKE BORTLES (Dec. 27, 2015 at N.O.) .....</b>	<b>90</b>
Byron Leftwich (Sept. 28, 2003 at Hou.) .....	84
<b>CHAD HENNE (Nov. 18, 2012 at Hou.) .....</b>	<b>81</b>
<b>BLAKE BORTLES (Dec. 13, 2015 vs. Ind.) .....</b>	<b>80</b>
Blaine Gabbert (Sept. 23, 2012 at Ind.) .....	80
Quinn Gray (Nov. 4, 2007 at N.O.) .....	80
Mark Brunell (Sept. 15, 2002 at K.C.).....	79
Mark Brunell (Nov. 1, 1998 at Bal.).....	78
Blaine Gabbert (Oct. 9, 2011 vs. Cin.).....	74

### 300-YARD PASSING GAMES

Mark Brunell (1995-2003) .....	22
<b>BLAKE BORTLES (2014-16).....</b>	<b>10</b>
David Garrard (2002-10).....	6
<b>CHAD HENNE (2012-16).....</b>	<b>6</b>
Byron Leftwich (2003-06) .....	5
Quinn Gray (2003-07).....	2

### 400-YARD PASSING GAMES

Mark Brunell (1995-2003) .....	2
--------------------------------	---

### PASS COMPLETIONS

Mark Brunell (1995-2003) .....	2,184
David Garrard (2002-10).....	1,406
<b>BLAKE BORTLES (2014-16).....</b>	<b>885</b>
Byron Leftwich (2003-06) .....	789
<b>CHAD HENNE (2012-16).....</b>	<b>513</b>
Blaine Gabbert (2011-13).....	414
Quinn Gray (2005-07).....	101
Steve Beuerlein (1995).....	71
Jonathan Quinn (1998-2001).....	66
Jay Fiedler (1999).....	61

### CONSECUTIVE GAMES WITH TD PASS

Blake Bortles (Sept. 13-Dec. 27, 2015).....	15
Mark Brunell (Oct. 7, 2001-Sept. 15, 2002).....	14
Byron Leftwich (Nov. 30, 2003-Oct. 24, 2004).....	12
<b>Blake Bortles (Sept. 11-Nov. 20, 2016).....</b>	<b>10</b>
Mark Brunell (Oct. 22-Dec. 23, 2000).....	9
David Garrard (Dec. 17, 2006-Oct. 14, 2007).....	8
Byron Leftwich (Sept. 25-Nov. 20, 2005) .....	8
Mark Brunell (Oct. 19-Dec. 7, 1997).....	8
Mark Brunell (Sept. 17-Nov. 12, 1995).....	8
<i>Two players tied</i> .....	7

### CONSECUTIVE GAMES WITH NO INTS

David Garrard (Sept. 9-Nov. 25, 2007).....	8
David Garrard (Dec. 11, 2005-Nov. 5, 2006) .....	6
Mark Brunell (Oct. 11-Nov. 14, 1999) .....	5
Mark Brunell (Dec. 1, 1996-Sept. 22, 1997) .....	5
<i>Several players tied</i> .....	4

### CONSECUTIVE PASSES WITH NO INTS

David Garrard (Sept. 9-Nov. 25, 2007).....	209
David Garrard (Dec. 4, 2005-Nov. 12, 2006) .....	175
Mark Brunell (Nov. 24, 1996-Sept. 28, 1997).....	172
David Garrard (Nov. 22-Dec. 17, 2009) .....	155
Mark Brunell (Oct. 3-Nov. 21, 1999).....	148

### PASSER RATING (MIN. 200 ATTEMPTS)

David Garrard (2002-10).....	85.8
Mark Brunell (1995-2003) .....	85.4
Byron Leftwich (2003-06) .....	80.5
<b>BLAKE BORTLES (2014-16).....</b>	<b>80.0</b>
<b>CHAD HENNE (2012-16).....</b>	<b>75.4</b>
Blaine Gabbert (2011-13).....	66.4

### COMPLETION % (MIN. 125 ATTEMPTS)

David Garrard (2002-10).....	61.64
Mark Brunell (1995-2003) .....	60.40
<b>BLAKE BORTLES (2014-16).....</b>	<b>59.16</b>
Byron Leftwich (2003-06) .....	58.71
<b>CHAD HENNE (2012-16).....</b>	<b>57.71</b>
Quinn Gray (2005-07).....	56.11
Blaine Gabbert (2011-13).....	53.28
Jonathan Quinn (1998-2001).....	52.80
Steve Beuerlein (1995).....	50.00





# CAREER RECORDS

## RUSHING

### RUSHING YARDS

Fred Taylor (1998-2008).....	11,271
Maurice Jones-Drew (2006-13).....	8,071
James Stewart (1995-99).....	2,951
Mark Brunell (1995-2003).....	2,219
David Garrard (2002-10).....	1,746
Stacey Mack (1999-2002).....	1,498
Natrone Means (1996-97).....	1,330
<b>T.J. YELDON (2015-16).....</b>	<b>1,041</b>
<b>DENARD ROBINSON (2013-16).....</b>	<b>949</b>
Rashad Jennings (2009-12).....	944

### RUSHING ATTEMPTS

Fred Taylor (1998-2008).....	2,428
Maurice Jones-Drew (2006-13).....	1,804
James Stewart (1995-99).....	765
Mark Brunell (1995-2003).....	429
Natrone Means (1996-97).....	396
David Garrard (2002-10).....	380
Stacey Mack (1999-2002).....	372
Greg Jones (2004-12).....	270
<b>T.J. YELDON (2015-16).....</b>	<b>256</b>
<b>DENARD ROBINSON (2013-16).....</b>	<b>229</b>

### RUSHING TOUCHDOWNS

Maurice Jones-Drew (2006-13).....	68
Fred Taylor (1998-2008).....	62
James Stewart (1995-99).....	33
Stacey Mack (1999-2002).....	19
David Garrard (2002-10).....	17
Mark Brunell (1995-2003).....	14
Natrone Means (1996-97).....	11
Greg Jones (2004-12).....	10
Byron Leftwich (2003-06).....	8
<i>Several players tied.....</i>	7

### CONSECUTIVE GAMES WITH RUSHING TD

Maurice Jones-Drew (Nov. 12-Dec. 31, 2006).....	8
Maurice Jones-Drew (Oct. 18-Nov. 22, 2009).....	5
Maurice Jones-Drew (Nov. 11-Dec. 2, 2007).....	4
Fred Taylor (Dec. 3-23, 2000).....	4
Fred Taylor (Dec. 13, 1999-Jan. 2, 2000).....	4
James Stewart (Nov. 21-Dec. 13, 1999).....	4
Fred Taylor (Nov. 1-22, 1998).....	4
Natrone Means (Nov. 9-30, 1997).....	4

### RUSHING AVERAGE (MIN. 100 ATTEMPTS)

<b>BLAKE BORTLES (2014-16).....</b>	<b>6.50</b>
Mark Brunell (1995-2003).....	5.17
Fred Taylor (1998-2008).....	4.64
David Garrard (2002-10).....	4.59
Maurice Jones-Drew (2006-13).....	4.47
<b>DENARD ROBINSON (2013-16).....</b>	<b>4.22</b>
Rashad Jennings (2009-12).....	4.21
Jordan Todman (2012-14).....	4.05
Stacey Mack (1999-2002).....	4.03
<b>T.J. YELDON (2015-16).....</b>	<b>3.93</b>

### 200-YARD RUSHING GAMES

Fred Taylor (1998-2008).....	1
------------------------------	---

### 100-YARD RUSHING GAMES

Fred Taylor (1998-2008).....	47
Maurice Jones-Drew (2006-13).....	27
James Stewart (1995-99).....	6
Stacey Mack (1999-2002).....	3
<b>T.J. YELDON (2015-16).....</b>	<b>2</b>
<b>DENARD ROBINSON (2013-16).....</b>	<b>2</b>
Rashad Jennings (2009-12).....	2
Greg Jones (2004-12).....	2

### LONGEST RUNS FROM SCRIMMAGE

Maurice Jones-Drew (Nov. 1, 2009 at Ten.).....	80t
Fred Taylor (Dec. 9, 2007 vs. Car.).....	80t
Maurice Jones-Drew (Nov. 1, 2009 at Ten.).....	79t
Fred Taylor (Oct. 12, 1998 vs. Mia.).....	77t
Fred Taylor (Oct. 14, 2007 vs. Hou.).....	76
Fred Taylor (Dec. 10, 2006 vs. Ind.).....	76
Rashad Jennings (Dec. 12, 2010 vs. Oak.).....	74t
Maurice Jones-Drew (Dec. 24, 2006 vs. N.E.).....	74t

### CONSECUTIVE 100-YARD GAMES

Fred Taylor (Oct. 16-Dec. 17, 2000).....	9
Maurice Jones-Drew (Oct. 31-Dec. 12, 2010).....	6
Fred Taylor (Nov. 25-Dec. 23, 2007).....	5
Maurice Jones-Drew (Dec. 15, 2011-Jan. 1, 2012).....	3
Fred Taylor (Nov. 14-28, 2004).....	3
Fred Taylor (Nov. 23-Dec. 7, 2003).....	3
Stacey Mack (Dec. 16-30, 2001).....	3

### LONGEST RUSHING TDs

Maurice Jones-Drew (Nov. 1, 2009 at Ten.).....	80
Fred Taylor (Dec. 9, 2007 vs. Car.).....	80
Maurice Jones-Drew (Nov. 1, 2009 at Ten.).....	79
Fred Taylor (Oct. 12, 1998 vs. Mia.).....	77
Rashad Jennings (Dec. 12, 2010 vs. Oak.).....	74
Maurice Jones-Drew (Dec. 24, 2006 vs. N.E.).....	74
Fred Taylor (Oct. 30, 2005 at STL).....	71



## RECEIVING

### RECEPTIONS

Jimmy Smith (1995-2005).....	862
Keenan McCardell (1996-2001).....	499
<b>MARCEDES LEWIS (2006-16).....</b>	<b>451</b>
Maurice Jones-Drew (2006-13).....	335
Fred Taylor (1998-2008).....	286
Kyle Brady (1999-2006).....	241
Pete Mitchell (1995-2002).....	191
Reggie Williams (2004-08).....	189
Cecil Shorts III (2011-14).....	176
Mike Thomas (2009-12).....	171

### RECEIVING YARDS

Jimmy Smith (1995-2005).....	12,287
Keenan McCardell (1996-2001).....	6,393
<b>MARCEDES LEWIS (2006-16).....</b>	<b>4,184</b>
Maurice Jones-Drew (2006-13).....	2,873
Kyle Brady (1999-2006).....	2,500
<b>ALLEN ROBINSON (2014-16).....</b>	<b>2,515</b>
Fred Taylor (1998-2008).....	2,361
Cecil Shorts III (2011-14).....	2,343
Reggie Williams (2004-08).....	2,322
Matt Jones (2005-08).....	2,153

### RECEIVING TOUCHDOWNS

Jimmy Smith (1995-2005).....	67
Keenan McCardell (1996-2001).....	30
<b>MARCEDES LEWIS (2006-16).....</b>	<b>28</b>
<b>ALLEN ROBINSON (2014-16).....</b>	<b>22</b>
<b>ALLEN HURNS (2014-16).....</b>	<b>18</b>
Reggie Williams (2004-08).....	18
Ernest Wilford (2004-10).....	15
Matt Jones (2005-08).....	15
Mike Sims-Walker (2008-11).....	14
Kyle Brady (1999-2006).....	13

### CONSECUTIVE GAMES WITH RECEPTION

Jimmy Smith (Oct. 29, 1995-Dec. 17, 2000).....	86
Jimmy Smith (Sept. 9, 2001-Jan. 1, 2006).....	76
Maurice Jones-Drew (Dec. 10, 2006-Dec. 19, 2010).....	65
Keenan McCardell (Dec. 28, 1998-Jan. 6, 2002).....	49
Keenan McCardell (Sept. 1, 1996-Dec. 13, 1998).....	45
<b>ALLEN HURNS (Sept. 7, 2014-Oct. 27, 2016).....</b>	<b>38</b>
Marcedes Lewis (Sept. 12, 2010-Sept. 9, 2012).....	32
Ernest Wilford (Dec. 26, 2004-Dec. 3, 2006).....	30
Kyle Brady (Sept. 12, 1999-Sept. 9, 2001).....	30

### CONSECUTIVE GAMES WITH REC. TD

Allen Hurns (Sept. 27-Nov. 15, 2015).....	7
Allen Robinson (Nov. 29-Dec. 27, 2015).....	5
Julius Thomas (Nov. 19-Dec. 13, 2015).....	4
Marcedes Lewis (Dec. 1-22, 2013).....	4
Cecil Shorts III (Nov. 8-Dec. 2, 2012).....	4
Reggie Williams (Dec. 9-30, 2007).....	4
<i>Several players tied.....</i>	3

### YARDS PER RECEPTION (MIN. 100 RECEPTIONS)

<b>ALLEN HURNS (2014-16).....</b>	<b>14.58</b>
Jimmy Smith (1995-2005).....	14.25
<b>ALLEN ROBINSON (2014-16).....</b>	<b>14.05</b>
Ernest Wilford (2004-10).....	13.86
Mike Sims-Walker (2008-11).....	13.49
Cecil Shorts III (2011-14).....	13.31
Matt Jones (2005-08).....	12.97
Keenan McCardell (1996-2001).....	12.81
Willie Jackson (1995-97).....	12.44

\*An active streak

# CAREER RECORDS

## RECEIVING



### 200-YARD RECEIVING GAMES

Jimmy Smith (1995-2005).....	2
------------------------------	---

### 100-YARD RECEIVING GAMES

Jimmy Smith (1995-2005).....	46
Keenan McCardell (1996-2001).....	19
<b>ALLEN HURNS (2014-16)</b> .....	<b>7</b>
Cecil Shorts III (2011-14).....	7
<b>ALLEN ROBINSON (2014-16)</b> .....	<b>7</b>
Matt Jones (2005-08).....	6
Mike Sims-Walker (2008-10).....	6
Justin Blackmon (2012-13).....	3
<i>Several players tied</i> .....	2

### LONGEST RECEPTIONS

Allen Robinson (Dec. 27, 2015 at N.O.).....	90t
Troy Edwards (Sept. 28, 2003 at Hou.).....	84t
Justin Blackmon (Nov. 18, 2012 at Hou.).....	81t
Allen Hurns (Dec. 13, 2015 vs. Ind.).....	80t
Cecil Shorts III (Sept. 23, 2012 at Ind.).....	80t
Reggie Williams (Nov. 4, 2007 at N.O.).....	80t
Patrick Johnson (Sept. 15, 2002 at K.C.).....	79t

### CONSECUTIVE 100-YARD GAMES

Jimmy Smith (Oct. 24-Nov. 14, 2004).....	3
Jimmy Smith (Dec. 19, 1999-Jan. 2, 2000).....	3
Jimmy Smith (Nov. 21-Dec. 2, 1999).....	3
Jimmy Smith (Sept. 12-26, 1999).....	3
Jimmy Smith (Nov. 29-Dec. 13, 1998).....	3
Jimmy Smith (Nov. 9-23, 1997).....	3
Jimmy Smith (Aug. 31-Sept. 22, 1997).....	3
<i>Several players tied</i> .....	2

### LONGEST RECEIVING TDs

Allen Robinson (Dec. 27, 2015 at N.O.).....	90
Troy Edwards (Sept. 28, 2003 at Hou.).....	84
Justin Blackmon (Nov. 18, 2012 at Hou.).....	81
Allen Hurns (Dec. 13, 2015 vs. Ind.).....	80
Cecil Shorts III (Sept. 23, 2012 at Ind.).....	80
Reggie Williams (Nov. 4, 2007 at N.O.).....	80
Patrick Johnson (Sept. 15, 2002 at K.C.).....	79
Fred Taylor (Nov. 1, 1998 at Bal.).....	78
Jason Hill (Oct. 9, 2011 vs. Cin.).....	74

## YARDAGE

### SCRIMMAGE YARDS

Fred Taylor (1998-2008).....	13,632
Jimmy Smith (1995-2005).....	12,286
Maurice Jones-Drew (2006-13).....	10,944
Keenan McCardell (1996-2001).....	6,393
<b>MARCEDES LEWIS (2006-16)</b> .....	<b>4,184</b>
James Stewart (1995-99).....	3,804
Kyle Brady (1999-2006).....	2,500
<b>ALLEN ROBINSON (2014-16)</b> .....	<b>2,515</b>
Reggie Williams (2004-08).....	2,366
Cecil Shorts III (2011-14).....	2,339

### ALL-PURPOSE YARDS

Fred Taylor (1998-2008).....	13,640
Maurice Jones-Drew (2006-13).....	13,110
Jimmy Smith (1995-2005).....	12,875
Keenan McCardell (1996-2001).....	6,499
<b>MARCEDES LEWIS (2006-16)</b> .....	<b>4,184</b>
James Stewart (1995-99).....	3,793
Reggie Barlow (1996-2000).....	3,687
Mike Thomas (2009-12).....	3,276
Kyle Brady (1999-2006).....	2,567
Jordan Todman (2012-14).....	2,526

## PUNTING

### PUNTS

Bryan Barker (1995-2000).....	456
Chris Hanson (2001-06).....	424
Bryan Anger (2012-15).....	360
Adam Podlesh (2007-10).....	229
Nick Harris (2011).....	72
Mark Royals (2003).....	45
<b>BRAD NORTMAN (2016)</b> .....	<b>46</b>
Matt Turk (2011).....	27
Steve Weatherford (2008).....	21

### PUNT YARDS

Bryan Barker (1995-2000).....	19,849
Chris Hanson (2001-06).....	18,190
Bryan Anger (2012-15).....	16,855
Adam Podlesh (2007-10).....	9,751
Nick Harris (2011).....	3,075
<b>BRAD NORTMAN (2016)</b> .....	<b>2,138</b>
Mark Royals (2003).....	1,852
Matt Turk (2011).....	1,072
Steve Weatherford (2008).....	915

### GROSS AVERAGE (MIN. 100 PUNTS)

Bryan Anger (2012-15).....	46.8
Bryan Barker (1995-2000).....	43.5
Chris Hanson (2001-06).....	42.9
Adam Podlesh (2007-10).....	42.5

### NET AVERAGE (MIN. 100 PUNTS)

Bryan Anger (2012-15).....	40.5
Adam Podlesh (2007-10).....	37.8
Bryan Barker (1995-2000).....	37.2
Chris Hanson (2001-06).....	35.9

### LONGEST PUNTS

Bryan Barker (Oct. 11, 1999 at N.Y. Jets).....	83
<b>BRAD NORTMAN (OCT. 2, 2016 VS. IND.)</b> .....	<b>78</b>
Adam Podlesh (Oct. 28, 2007 at T.B.).....	76
Chris Hanson (Nov. 20, 2005 at Ten.).....	74
Bryan Anger (Oct. 4, 2012 vs. Det.).....	73
Bryan Anger (Dec. 14, 2014 at Bal.).....	69
Chris Hanson (Sept. 12, 2004 at Buf.).....	69
<b>BRAD NORTMAN (SEPT. 11, 2016 VS. G.B.)</b> .....	<b>67</b>
Bryan Anger (Nov. 30, 2014 vs. N.Y. Giants).....	66
Bryan Anger (Sept. 23, 2012 at Ind.).....	66
Bryan Anger (Dec. 23, 2012 vs. N.E.).....	65
Bryan Anger (Nov. 25, 2012 vs. Ten.).....	65
Bryan Anger (Oct. 7, 2012 vs. Chi.).....	65
Matt Turk (Sept. 11, 2011 vs. Ten.).....	65
Bryan Barker (Oct. 1, 2000 vs. Pit.).....	65

### INSIDE THE 20 (MIN. 100 PUNTS)

Bryan Barker (1995-2000).....	151
Chris Hanson (2001-06).....	136
Bryan Anger (2011-15).....	113
Adam Podlesh (2007-10).....	75



### CONSECUTIVE PUNTS WITHOUT BLOCK

Bryan Barker (1995-2000).....	456
Adam Podlesh (2007-10).....	229
Chris Hanson (2001-03).....	168

### TOUCHBACKS (MIN. 100 PUNTS)

Adam Podlesh (2007-10).....	19
Bryan Anger (2012-15).....	27
Bryan Barker (1995-2000).....	43
Chris Hanson (2001-06).....	50



# CAREER RECORDS

## RETURNS

### KICKOFF RETURNS

Maurice Jones-Drew (2006-13).....	79
Deji Karim (2010-11).....	77
Brian Witherspoon (2008-09).....	76
Reggie Barlow (1996-2000).....	70
Jordan Todman (2012-14).....	68
Willie Jackson (1995-97).....	58
David Allen (2003-04).....	52
Derrick Wimbush (2005-06).....	47
Elvis Joseph (2001-02).....	44
Shyrone Stith (2000).....	33

### LONGEST KICKOFF RETURNS

Maurice Jones-Drew (Nov. 4, 2007 at N.O.).....	100t
Alvis Whitted (Dec. 26, 1999 at Ten.).....	98t
Elvis Joseph (Nov. 18, 2001 at Pit.).....	85t
Maurice Jones-Drew (Dec. 10, 2006 vs. Ind.).....	93t
Reggie Barlow (Dec. 7, 1997 vs. N.E.).....	92t

### PUNT RETURN YARDS

Reggie Barlow (1996-2000).....	1,581
Alvin Pearman (2005-08).....	693
Mike Thomas (2009-12).....	620
David Allen (2003-04).....	468
<b>RASHAD GREENE SR. (2015-16).....</b>	<b>422</b>
Ace Sanders (2013-14).....	367
Chris Hudson (1995-98).....	348
Damon Gibson (2001-02).....	333
Bobby Shaw (2002).....	310
Jermaine Lewis (2003-04).....	272



### KICKOFF RETURN YARDS

Maurice Jones-Drew (2006-12).....	2,054
Deji Karim (2010-11).....	1,900
Brian Witherspoon (2008-09).....	1,818
Jordan Todman (2012-14).....	1,762
Reggie Barlow (1996-2000).....	1,634
Willie Jackson (1995-97).....	1,206
Derrick Wimbush (2005-06).....	1,136
David Allen (2003-04).....	1,041
Elvis Joseph (2001-02).....	990
Shyrone Stith (2000).....	785

### KICK RETURN AVERAGE (MIN. 50 RETURNS)

Maurice Jones-Drew (2006-13).....	26.00
Jordan Todman (2012-14).....	25.91
Deji Karim (2010-11).....	24.68
Brian Witherspoon (2008-09).....	23.92
Reggie Barlow (1996-2000).....	23.34
Willie Jackson (1995-97).....	20.79
David Allen (2003-04).....	20.02

### PUNT RETURN AVERAGE (MIN. 25 RETURNS)

Bobby Shaw (2002).....	12.40
<b>RASHAD GREENE SR. (2015-16).....</b>	<b>12.33</b>
David Allen (2003-04).....	11.14
Chris Hudson (1995-98).....	10.88
Reggie Barlow (1996-2000).....	10.83
Jermaine Lewis (2003-04).....	9.71
Alvin Pearman (2005-08).....	8.56
Damon Gibson (2001-02).....	8.54
Mike Thomas (2009-12).....	8.27
Dennis Northcutt (2007-08).....	8.19

### PUNT RETURN TOUCHDOWNS

Reggie Barlow (1996-2000).....	2
<b>RASHAD GREENE (2015-16).....</b>	<b>1</b>
Mike Thomas (2009-12).....	1
Bobby Shaw (2002).....	1

### KICKOFF RETURN TOUCHDOWNS

Maurice Jones-Drew (2006-11).....	2
Derrick Wimbush (2005-06).....	1
Jimmy Smith (1995-2005).....	1
Elvis Joseph (2001-02).....	1
Alvis Whitted (1998-2001).....	1
Reggie Barlow (1996-2000).....	1



### PUNT RETURNS

Reggie Barlow (1996-2000).....	146
Alvin Pearman (2005-08).....	81
Mike Thomas (2009-12).....	75
Ace Sanders (2013-14).....	57
David Allen (2003-04).....	42
Damon Gibson (2001-02).....	39
<b>RASHAD GREENE SR. (2015-2016).....</b>	<b>33</b>
Chris Hudson (1995-98).....	32
Dennis Northcutt (2007-08).....	31
Jermaine Lewis (2003-04).....	28
Bobby Shaw (2002).....	25

### LONGEST PUNT RETURNS

Reggie Barlow (Sept. 13, 1998 vs. K.C.).....	85t
Mike Thomas (Dec. 18, 2010 at Ind.).....	78t
Reggie Barlow (Nov. 21, 1999 vs. N.O.).....	74t
<b>RASHAD GREENE SR. (Dec. 13, 2015 vs. Ind.)..</b>	<b>73t</b>
Bobby Shaw (Oct. 6, 2002 vs. Phi.).....	69t
Rashad Greene (Nov. 19, 2015 vs. Ten.).....	63
Chris Hudson (Oct. 6, 1996 at N.O.).....	60

## DEFENSE

### INTERCEPTIONS

Rashean Mathis (2003-12).....	30
Aaron Beasley (1996-2001).....	15
Donovin Darius (1998-2006).....	14
Derek Cox (2009-12).....	12
<b>PAUL POSLUSZNY (2011-16).....</b>	<b>11</b>
Mike Peterson (2003-08).....	8
Chris Hudson (1995-98).....	8
Reggie Nelson (2007-09).....	7
Deon Grant (2004-06).....	7
Marlon McCree (2001-03).....	7
Jason Craft (1999-2003).....	7

### LONGEST INTERCEPTION RETURNS

Aaron Beasley (Sept. 12, 1999 vs. S.F.).....	93t
Rashean Mathis (Oct. 5, 2008 vs. Pit.).....	72t
Rashean Mathis (Sept. 21, 2008 at Ind.).....	61t
Paul Posluszny (Oct. 13, 2013 at Den.).....	59t
Dwayne Gratz (Dec. 28, 2014 at Hou.).....	55t
Rashean Mathis (Nov. 5, 2006 vs. Ten.).....	55
Scott Starks (Nov. 5, 2006 vs. Ten.).....	55t

### CONSECUTIVE GAMES WITH INT

Brian Williams (Oct. 14-Nov. 11, 2007).....	3
Geno Hayes (Dec. 5-15, 2013).....	2
Derek Cox (Oct. 7-21, 2012).....	2
Morgan Trent (Dec. 24, 2011-Jan. 1, 2012).....	2
Rashean Mathis (Dec. 31, 2006-Sept. 9, 2007).....	2
Gerald Sensabaugh (Dec. 3-10, 2006).....	2
Rashean Mathis (Sept. 10-18, 2006).....	2
Rashean Mathis (Oct. 16-30, 2005).....	2
Donovin Darius (Nov. 21-28, 2004).....	2
Mike Peterson (Nov. 23-30, 2003).....	2
Marlon McCree (Dec. 1-8, 2002).....	2
Marlon McCree (Nov. 10-17, 2002).....	2
Donovin Darius (Oct. 31-Nov. 7, 1999).....	2
Chris Hudson (Sept. 20-27, 1998).....	2
Chris Hudson (Nov. 2-9, 1997).....	2
James Williams (Nov. 26-Dec. 3, 1995).....	2

### INTs RETURNED FOR TOUCHDOWN

Rashean Mathis (2003-12).....	3
Aaron Beasley (1996-2001).....	2
Several players tied.....	1



# CAREER RECORDS

## DEFENSE

### SACKS

Tony Brackens (1996-2003) .....	55.0
Joel Smeenge (1995-2000).....	34.0
John Henderson (2002-09).....	29.0
Paul Spicer (2001-08).....	28.5
Kevin Hardy (1996-2001) .....	28.5
Gary Walker (1999-2001).....	22.5
Marcus Stroud (2001-07).....	22.0

### CONSECUTIVE GAMES WITH SACK

Tony Brackens (Nov. 11-Dec. 30, 2001).....	8
<b>YANNICK NGAKOUÉ (SEPT. 18-OCT. 16, 2016).....</b>	<b>4</b>
Gary Walker (Oct. 18-Nov. 11, 2001) .....	4
Tony Brackens (Nov. 28-Dec. 19, 1999).....	4
Kevin Hardy (Oct. 11-Nov. 7, 1999).....	4
Tony Brackens (Sept. 22-Oct. 12, 1997).....	4

### TACKLES

Daryl Smith (2004-12).....	1,089
<b>PAUL POSLUSZNY (2011-16) .....</b>	<b>871</b>
Donovin Darius (1998-2006).....	858
Mike Peterson (2003-08).....	837
Kevin Hardy (1996-2001) .....	789
John Henderson (2002-09).....	563
Rashean Mathis (2003-12).....	554
Akin Ayodele (2002-05).....	489

### TAKEAWAYS

Rashean Mathis (2003-12).....	35
Donovin Darius (1998-2006).....	20
Tony Brackens (1996-2003) .....	18
Aaron Beasley (1996-2001) .....	18



## FUMBLES

### FUMBLES

Mark Brunell (1995-2003) .....	51
David Garrard (2002-10).....	44
Fred Taylor (1998-2008).....	25
Byron Leftwich (2003-06) .....	25
<b>BLAKE BORTLES (2014-16).....</b>	<b>25</b>
Maurice Jones-Drew (2006-13).....	22
Blaine Gabbert (2011-13).....	21

### FUMBLES LOST

David Garrard (2002-10).....	21
Mark Brunell (1995-2003) .....	18
Fred Taylor (1998-2008).....	12
Maurice Jones-Drew (2006-13).....	10
Byron Leftwich (2003-06) .....	10

### LONGEST FUMBLE RECOVERY RETURNS

Aaron Beasley (Nov. 8, 1998 vs. Cin.).....	90t
Donovin Darius (Nov. 1, 1998 at Bal.) .....	83t
Daryl Smith (Oct. 14, 2007 vs. Hou.) .....	77t
Ainsley Battles (Dec. 3, 2001 vs. G.B.).....	60t
Andre Branch (Dec. 14, 2015 vs. Ind.).....	49t

### FORCED FUMBLES

Tony Brackens (1996-2003) .....	28
Daryl Smith (2004-12) .....	9
Joel Smeenge (1995-2000) .....	9
Aaron Beasley (1996-2001) .....	8
Kevin Hardy (1996-2001) .....	8
Marcus Stroud (2001-07).....	7
Donovin Darius (1998-2006).....	7
Akin Ayodele (2002-05) .....	7

### OPPONENT FUMBLE RECOVERIES

Tony Brackens (1996-2003) .....	13
Donovin Darius (1998-2006).....	6
Fernando Bryant (1999-2003) .....	6
Kevin Hardy (1996-2001) .....	6
Bryan Schwartz (1995-99).....	6
Travis Davis (1995-98).....	6



## BLOCKS

### BLOCKED FIELD GOALS

Marcus Stroud (2001-07).....	2
Clyde Simmons (1996-97).....	2
<b>TYSON ALUALU (2010-16) .....</b>	<b>1</b>
Chris Clemons (2014-15) .....	1
Rashean Mathis (2003-10).....	1
John Henderson (2002-09).....	1

### BLOCKED PUNTS

Donovin Darius (1998-2006).....	2
Dave Thomas (1995-99) .....	2

### BLOCKED FIELD GOAL RETURNS

Chris Hudson (Sept. 22, 1997 vs. Pit.).....	1
Mickey Washington (Dec. 1, 1996 vs. Cin.).....	1

### BLOCKED EXTRA POINTS

Sen'Derrick Marks (Nov. 20, 2016 at Det.) .....	1
Tony Brackens (Oct. 5, 1997 vs. Cin.) .....	1
Clyde Simmons (Sept. 22, 1996 at N.E.) .....	1

### BLOCKED PUNT RETURNS

Mike Harris (Dec. 30, 2012 at Ten.).....	1
Zach Potter (Dec. 15, 2011 at Atl.) .....	1
Alvis Whitted (Nov. 1, 1998 at Bal.) .....	1
Jimmy Smith (Dec. 3, 1995 at Den.) .....	1



# SINGLE-SEASON RECORDS

## SCORING

### POINTS

Mike Hollis (1997) .....	134
Mike Hollis (1999) .....	130
Josh Scobee (2006) .....	119
Mike Hollis (1996) .....	117
Jason Myers (2015) .....	110
Mike Hollis (1998) .....	108
Josh Scobee (2010) .....	107
Josh Scobee (2005) .....	107
Mike Hollis (2000) .....	105
Fred Taylor (1998) .....	102

### TOUCHDOWNS


Fred Taylor (1998) .....	17
Maurice Jones-Drew (2009) .....	16
Maurice Jones-Drew (2006) .....	16
Allen Robinson (2015) .....	14
Maurice Jones-Drew (2008) .....	14
Fred Taylor (2000) .....	14
James Stewart (1999) .....	13
Maurice Jones-Drew (2011) .....	11
Several players tied .....	10

### FIELD GOALS

Mike Hollis (1999) .....	31
Mike Hollis (1997) .....	31
Mike Hollis (1996) .....	30
Jason Myers (2015) .....	26
Josh Scobee (2006) .....	26
Josh Scobee (2012) .....	25
Josh Scobee (2000) .....	24
Mike Hollis (2000) .....	24
Several players tied .....	23

### FIELD GOAL % (MIN. 25 ATTEMPTS)

Mike Hollis (2000) .....	92.3
Josh Scobee (2013) .....	92.0
Josh Scobee (2011) .....	92.0
Josh Scobee (2012) .....	89.3
Jason Myers (2015) .....	86.7
Mike Hollis (1997) .....	86.1
Mike Hollis (1996) .....	83.3
Mike Hollis (1999) .....	81.6
Josh Scobee (2006) .....	81.3
Mike Hollis (1998) .....	80.8



### EXTRA POINTS

Mike Hollis (1998) .....	45
Josh Scobee (2010) .....	41
Josh Scobee (2006) .....	41
Mike Hollis (1997) .....	41
Josh Scobee (2005) .....	38
Mike Hollis (1999) .....	37
Josh Scobee (2008) .....	33
Mike Hollis (2000) .....	33
Jason Myers (2015) .....	32
Several players tied .....	30

## PASSING

### PASSING YARDS

Blake Bortles (2015) .....	4,428
Mark Brunell (1996) *Led NFL* .....	4,367
Mark Brunell (2000) .....	3,640
David Garrard (2008) .....	3,620
David Garrard (2009) .....	3,597
Mark Brunell (2001) .....	3,309
Mark Brunell (1997) .....	3,281
Chad Henne (2013) .....	3,241
Mark Brunell (1999) .....	3,060
Byron Leftwich (2004) .....	2,941

### PASS ATTEMPTS

Blake Bortles(2015) .....	606
Mark Brunell (1996) .....	557
David Garrard (2008) .....	535
David Garrard (2009) .....	516
Mark Brunell (2000) .....	512
Chad Henne (2013) .....	503
Blake Bortles (2014) .....	475
Mark Brunell (2001) .....	473
Mark Brunell (1999) .....	441
Byron Leftwich (2004) .....	441

### PASS COMPLETIONS

Blake Bortles (2015) .....	355
Mark Brunell (1996) .....	353
David Garrard (2008) .....	335
David Garrard (2009) .....	314
Mark Brunell (2000) .....	311
Chad Henne (2013) .....	305
Mark Brunell (2001) .....	289
Blake Bortles(2014) .....	280
Byron Leftwich (2004) .....	267
Mark Brunell (1997) .....	264

### TOUCHDOWN PASSES

Blake Bortles (2015) .....	35
David Garrard (2010) .....	23
Mark Brunell (2000) .....	20
Mark Brunell (1998) .....	20
Mark Brunell (2001) .....	19
Mark Brunell (1996) .....	19
David Garrard (2007) .....	18
Mark Brunell (1997) .....	18
Mark Brunell (2002) .....	17
Several players tied .....	15

### INTERCEPTIONS

Mark Brunell (1996) .....	20
Blake Bortles (2015) .....	18
Blake Bortles (2014) .....	17
Byron Leftwich (2003) .....	16
David Garrard (2010) .....	15
Chad Henne (2013) .....	14
Mark Brunell (2000) .....	14
David Garrard (2008) .....	13
Mark Brunell (2001) .....	13
Several players tied .....	11

### INTERCEPTION % (MIN. 300 ATTEMPTS)

David Garrard (2007) .....	0.92
Mark Brunell (1997) .....	1.61
Byron Leftwich (2005) .....	1.66
Mark Brunell (2002) .....	1.68
David Garrard (2009) .....	1.94
Mark Brunell (1995) .....	2.02
Mark Brunell (1999) .....	2.04
Byron Leftwich (2004) .....	2.27
David Garrard (2008) .....	2.43
Mark Brunell (1998) .....	2.54

### COMPLETION % (MIN. 300 ATTEMPTS)

David Garrard (2010) .....	64.48
David Garrard (2007) .....	64.00
Mark Brunell (1996) .....	63.38
David Garrard (2008) .....	62.62
Mark Brunell (2001) .....	61.10
David Garrard (2009) .....	60.85
Mark Brunell (2000) .....	60.74
Mark Brunell (1997) .....	60.69
Chad Henne (2013) .....	60.64
Byron Leftwich (2004) .....	60.54

### PASSER RATING (MIN. 300 ATTEMPTS)

David Garrard (2007) .....	102.2
Mark Brunell (1997) .....	91.2
David Garrard (2010) .....	90.8
Mark Brunell (1998) .....	89.9
Byron Leftwich (2005) .....	89.3
Blake Bortles (2015) .....	<b>88.2</b>
Mark Brunell (2002) .....	85.7
Mark Brunell (2001) .....	84.1
Mark Brunell (2000) .....	84.0
Mark Brunell (1996) .....	84.0

### AVG. GAIN PER ATTEMPT (MIN. 300 ATTEMPTS)

Mark Brunell (1996) *Led NFL* .....	7.84
David Garrard (2007) .....	7.72
Mark Brunell (1997) .....	7.54
David Garrard (2010) .....	7.47
Mark Brunell (1998) .....	7.35
Blake Bortles(2015) .....	7.31
Mark Brunell (2000) .....	7.11
Byron Leftwich (2005) .....	7.03
Mark Brunell (2001) .....	7.00
David Garrard (2009) .....	6.97

### 400-YARD PASSING GAMES

Mark Brunell (1996) .....	2
---------------------------	---

### 300-YARD PASSING GAMES

Blake Bortles (2015) .....	6
Mark Brunell (1996) .....	6
Several players tied .....	3

# SINGLE-SEASON RECORDS

## RUSHING

### RUSHING YARDS

Maurice Jones-Drew (2011) *Led NFL*	1,606
Fred Taylor (2003)	1,572
Fred Taylor (2000)	1,399
Maurice Jones-Drew (2009)	1,391
Maurice Jones-Drew (2010)	1,324
Fred Taylor (2002)	1,314
Fred Taylor (2004)	1,224
Fred Taylor (1998)	1,223
Fred Taylor (2007)	1,202
Fred Taylor (2006)	1,146

### RUSHING ATTEMPTS

Fred Taylor (2003)	345
Maurice Jones-Drew (2011)	343
Maurice Jones-Drew (2009)	312
Maurice Jones-Drew (2010)	299
Fred Taylor (2000)	292
Fred Taylor (2002)	287
Fred Taylor (1998)	264
Fred Taylor (2004)	260
James Stewart (1999)	249
Natrone Means (1997)	244

### RUSHING TOUCHDOWNS

Maurice Jones-Drew (2009)	15
Fred Taylor (1998)	14
Maurice Jones-Drew (2006)	13
James Stewart (1999)	13
Maurice Jones-Drew (2008)	12
Fred Taylor (2000)	12
Maurice Jones-Drew (2007)	9
Stacey Mack (2002)	9
Stacey Mack (2001)	9
Natrone Means (1997)	9

### RUSHING AVERAGE (MIN. 150 ATTEMPTS)

Maurice Jones-Drew (2006)	5.67
Fred Taylor (2007)	5.39
Fred Taylor (2006)	4.96
Fred Taylor (2000)	4.79
Fred Taylor (2004)	4.71
Maurice Jones-Drew (2011)	4.68
Fred Taylor (1998)	4.63
Maurice Jones-Drew (2007)	4.60
Fred Taylor (1999)	4.60
Fred Taylor (2002)	4.58

### 200-YARD RUSHING GAMES

Fred Taylor (2000)	1
--------------------	---



### 100-YARD RUSHING GAMES

Fred Taylor (2000)	9
Maurice Jones-Drew (2010)	7
Fred Taylor (2003)	7
Maurice Jones-Drew (2011)	6
Fred Taylor (1998)	6
Maurice Jones-Drew (2009)	5
Fred Taylor (2007)	5
Fred Taylor (2004)	5
Fred Taylor (2002)	5
Fred Taylor (2006)	4

## RECEIVING

### RECEPTIONS

Jimmy Smith (1999) *Led NFL*	116
Jimmy Smith (2001)	112
Keenan McCardell (2000)	94
Keenan McCardell (2001)	93
Jimmy Smith (2000)	91
Keenan McCardell (1997)	85
Keenan McCardell (1996)	85
Jimmy Smith (1996)	83
Jimmy Smith (1997)	82
Several players tied	80

### RECEIVING YARDS

Jimmy Smith (1999)	1,636
Allen Robinson (2015)	1,400
Jimmy Smith (2001)	1,373
Jimmy Smith (1997)	1,324
Jimmy Smith (1996)	1,244
Jimmy Smith (2000)	1,213
Keenan McCardell (2000)	1,207
Jimmy Smith (1998)	1,182
Jimmy Smith (2004)	1,172
Keenan McCardell (1997)	1,164
Keenan McCardell (1996)	1,129
Keenan McCardell (2001)	1,110
Allen Hurns (2015)	1,031
Jimmy Smith (2002)	1,027
Jimmy Smith (2005)	1,023

### YARDS PER RECEPTION (MIN. 50 RECEPTIONS)

Cecil Shorts III (2012)	17.80
Allen Robinson (2015)	17.50
Jimmy Smith (1997)	16.15
Allen Hurns (2015)	16.11
Jimmy Smith (2004)	15.84
Jimmy Smith (1998)	15.15
Jimmy Smith (1996)	14.99

### RECEIVING TOUCHDOWNS

Allen Robinson (2015) *Led NFL*	14
Allen Hurns (2015)	10
Mercedes Lewis (2010)	10
Reggie Williams (2007)	10
Jimmy Smith (2001)	8
Jimmy Smith (2000)	8
Jimmy Smith (1998)	8

### 100-YARD RECEIVING GAMES

Jimmy Smith (1999)	9
Allen Robinson (2015)	6
Jimmy Smith (2001)	6
Jimmy Smith (1997)	6
Keenan McCardell (2000)	5
Jimmy Smith (2000)	5
Jimmy Smith (1998)	5

### 200-YARD RECEIVING GAMES

Justin Blackmon (2012)	1
Jimmy Smith (2000)	1
Jimmy Smith (1999)	1
Keenan McCardell (1996)	1



## YARDAGE

### SCRIMMAGE YARDS

Maurice Jones-Drew (2011)	1,980
Fred Taylor (2003)	1,942
Maurice Jones-Drew (2009)	1,765
Fred Taylor (2002)	1,722
Fred Taylor (1998)	1,644
Maurice Jones-Drew (2010)	1,641
Fred Taylor (2000)	1,639
Jimmy Smith (1999)	1,636
Fred Taylor (2004)	1,569
Allen Robinson (2015)	1,400

### ALL-PURPOSE YARDS

Maurice Jones-Drew (2006)	2,250
Maurice Jones-Drew (2007)	2,014
Maurice Jones-Drew (2011)	1,964
Fred Taylor (2003)	1,942
Maurice Jones-Drew (2009)	1,881
Maurice Jones-Drew (2008)	1,739
Fred Taylor (2002)	1,722
Fred Taylor (1998)	1,653
Maurice Jones-Drew (2010)	1,641
Fred Taylor (2000)	1,638



# SINGLE-SEASON RECORDS

## PUNTING

### PUNTS

Bryan Anger (2013).....	95
Bryan Anger (2014).....	94
Bryan Anger (2012).....	91
Bryan Barker (1998).....	85
Chris Hanson (2004).....	84
Chris Hanson (2005).....	82
Chris Hanson (2001).....	82
Bryan Barker (1995).....	82
Chris Hanson (2002).....	81
Bryan Anger (2015).....	80

### GROSS AVERAGE (MIN. 50 PUNTS)

Bryan Anger (2012) *NFL rookie record* .....	47.8
Bryan Anger (2014).....	47.5
Bryan Anger (2015).....	46.3
Bryan Anger (2013).....	45.7
Bryan Barker (1998).....	45.0
Bryan Barker (1997).....	44.9
Chris Hanson (2002).....	44.2

### NET AVERAGE (MIN. 50 PUNTS)

Bryan Anger (2012) *NFL rookie record* .....	40.8
Bryan Anger (2013).....	40.5
Bryan Anger (2014).....	39.6
Bryan Anger (2015).....	39.5
Adam Podlesh (2010).....	39.2
Bryan Barker (1997).....	38.8
Bryan Barker (1995) *Led NFL* .....	38.6

### INSIDE THE 20 (MIN. 50 PUNTS)

Chris Hanson (2005).....	33
Bryan Barker (1999).....	32
Bryan Anger (2013).....	31
Bryan Anger (2012).....	31
Bryan Barker (2000).....	29
Chris Hanson (2004).....	28
Bryan Barker (1998).....	28

### TOUCHBACKS (MIN. 50 PUNTS)

Adam Podlesh (2007) .....	2
Bryan Anger (2012).....	5
Several players tied.....	5



### KICKOFF RETURNS

Brian Witherspoon (2008) .....	52
Deji Karim (2010).....	50
David Allen (2003).....	41
Derrick Wimbush (2005).....	39
Jordan Todman (2014).....	38
Shyrone Stith (2000).....	33
Willie Jackson (1997).....	32
Maurice Jones-Drew (2007) .....	31
Maurice Jones-Drew (2006) .....	31
Reggie Barlow (1998).....	30

### KICKOFF RETURN TOUCHDOWNS

Maurice Jones-Drew (2007) .....	1
Maurice Jones-Drew (2006) .....	1
Several players tied.....	1

### PUNT RETURNS

Alvin Pearman (2005).....	49
Reggie Barlow (1998).....	43
Damon Gibson (2001).....	38
Reggie Barlow (1999).....	38
Reggie Barlow (1997).....	36
Mike Thomas (2010).....	34
Ace Sanders (2014).....	32
Chris Hudson (2006).....	32
Chris Hudson (1996).....	32
Reggie Barlow (2000).....	29

### PUNT RETURN AVERAGE (MIN. 15 RETURNS)

Rashad Greene (2015) .....	16.72
Reggie Barlow (1998).....	12.91
Bobby Shaw (2002).....	12.40
David Allen (2003).....	12.00
Reggie Barlow (1997).....	11.44
Brian Witherspoon (2008).....	11.29
Reggie Barlow (1999).....	10.89
Chris Hudson (1996).....	10.88
Mike Thomas (2010).....	10.53
Desmond Howard (1995).....	10.25

### KICKOFF RETURN YARDS

Brian Witherspoon (2008) .....	1,250
Deji Karim (2010).....	1,248
Jordan Todman (2014).....	972
Derrick Wimbush (2005).....	955
Maurice Jones-Drew (2006) .....	860
David Allen (2003).....	831
Maurice Jones-Drew (2007) .....	811
Shyrone Stith (2000).....	785
Reggie Barlow (1998).....	747
Jordan Todman (2013).....	712

### KICKOFF RETURN AVERAGE (MIN. 25 RETURNS)

Maurice Jones-Drew (2006) .....	27.74
Jordan Todman (2013).....	27.38
Maurice Jones-Drew (2007) .....	26.16
Jordan Todman (2014).....	25.58
Deji Karim (2010).....	24.96
Reggie Barlow (1998).....	24.90
Mike Thomas (2009).....	24.77
Derrick Wimbush (2005).....	24.49

### PUNT RETURN YARDS

Reggie Barlow (1998).....	555
Reggie Barlow (1999).....	414
Reggie Barlow (1997).....	412
Alvin Pearman (2005).....	410
Mike Thomas (2010).....	358
Chris Hudson (1996).....	348
Damon Gibson (2001).....	333
David Allen (2003).....	324
Bobby Shaw (2002).....	310
Rashad Greene (2015) .....	301

### PUNT RETURN TOUCHDOWNS

Rashad Greene (2015) .....	1
Mike Thomas (2010).....	1
Bobby Shaw (2002).....	1
Reggie Barlow (1999).....	1
Reggie Barlow (1998).....	1

## DEFENSE

### INTERCEPTIONS

Rashean Mathis (2006).....	8
Marlon McCree (2002).....	6
Aaron Beasley (1999).....	6
Reggie Nelson (2007).....	5
Rashean Mathis (2005).....	5
Donovin Darius (2004).....	5
Rashean Mathis (2004).....	5
Deon Figures (1997).....	5
Several players tied.....	4

### INTs RETURNED FOR TOUCHDOWN

Rashean Mathis (2008) .....	2
Aaron Beasley (1999).....	2
Several players tied.....	1

### SACKS

Tony Brackens (1999) .....	12.0
Tony Brackens (2001).....	11.0
Kevin Hardy (1999).....	10.5
Bobby McCray (2006).....	10.0
Gary Walker (1999).....	10.0

### TACKLES

Paul Posluszny (2012).....	231
Hardy Nickerson (2001).....	230
Russell Allen (2012).....	201
Paul Posluszny (2011).....	192
Mike Peterson (2005).....	190
Wali Rainer (2002).....	188
Kevin Hardy (1998).....	186
Mike Peterson (2004).....	178



# SINGLE-SEASON RECORDS

## DEFENSE & FUMBLES

### TAKEAWAYS

Donovin Darius (2004).....	9
Rashean Mathis (2006).....	8
Marlon McCree (2002).....	6
Aaron Beasley (1999).....	6

### FORCED FUMBLES

Tony Brackens (1999).....	8
Tony Brackens (1997).....	6
Tony Brackens (2001).....	5
Tony Brackens (1996).....	5

### FUMBLES

<b>BLAKE BORTLES (2015)</b> .....	<b>14</b>
Blaine Gabbert (2011).....	14
David Garrard (2009).....	14
Mark Brunell (1996).....	13
David Garrard (2010).....	11
Byron Leftwich (2003).....	11

### OPPONENT FUMBLE RECOVERIES

Donovin Darius (2004).....	4
Bryan Schwartz (1998).....	4

### FUMBLES LOST

David Garrard (2009).....	8
Byron Leftwich (2003).....	6
Blake Bortles (2015).....	5
Blaine Gabbert (2011).....	5
David Garrard (2010).....	4
<i>Several players tied</i> .....	3

# SINGLE-GAME RECORDS

## SCORING

### POINTS

James Stewart (Oct. 12, 1997 vs. Phi.).....	30
Maurice Jones-Drew (Dec. 11, 2011 vs. T.B.).....	24
Fred Taylor (Nov. 19, 2000 at Pit.).....	24
<i>Several players tied</i> .....	18

### FIELD GOALS

Josh Scobee (Oct. 10, 2010 at Buf.).....	5
Josh Scobee (Nov. 25, 2007 vs. Buf.).....	5
Mike Hollis (Sept. 10, 2000 at Bal.).....	5
Mike Hollis (Nov. 30, 1997 vs. Bal.).....	5
Mike Hollis (Dec. 1, 1996 vs. Cin.).....	5
<i>Several players tied</i> .....	4

### TOUCHDOWNS

James Stewart (Oct. 12, 1997 vs. Phi.).....	5
Maurice Jones-Drew (Dec. 11, 2011 vs. T.B.).....	4
Fred Taylor (Nov. 19, 2000 at Pit.).....	4
<i>Several players tied</i> .....	3

### EXTRA POINTS

Josh Scobee (Dec. 23, 2007 vs. Oak.).....	7
Mike Hollis (Dec. 3, 2000 vs. Cle.).....	6
Mike Hollis (Nov. 1, 1998 at Bal.).....	6
<i>Several players tied</i> .....	5



## PASSING

### PASSING YARDS

Mark Brunell (Sept. 22, 1996 at N.E.).....	432
Mark Brunell (Oct. 20, 1996 at STL).....	421
Mark Brunell (Sept. 10, 2000 at Bal.).....	386
Blake Bortles (Nov. 8, 2015 at NYJ).....	381
Mark Brunell (Sept. 20, 1998 vs. Bal.).....	376
Blake Bortles (Dec. 27, 2015 at N.O.).....	368
Byron Leftwich (Oct. 10, 2004 at S.D.).....	357
Mark Brunell (Dec. 1, 1996 vs. Cin.).....	356
Chad Henne (Nov. 18, 2012 at Hou.).....	354
Quinn Gray (Nov. 4, 2007 at N.O.).....	354
Mark Brunell (Nov. 10, 1996 vs. Bal.).....	354

### PASSING TDs

Blake Bortles (Dec. 6, 2015 at Ten.).....	5
Blake Bortles (Oct. 11, 2015 at T.B.).....	4
Chad Henne (Nov. 18, 2012 at Hou.).....	4
David Garrard (Oct. 31, 2010 at Dal.).....	4
Quinn Gray (Dec. 30, 2007 at Hou.).....	4
Mark Brunell (Nov. 29, 1998 at Cin.).....	4
<i>Several players tied</i> .....	3

### PASS ATTEMPTS

Byron Leftwich (Oct. 10, 2004 at S.D.).....	54
Blake Bortles (Oct. 27, 2016 at Ten.).....	54
Blake Bortles (Oct. 18, 2015 vs. Hou.).....	53
Mark Brunell (Oct. 20, 1996 at STL).....	52
Chad Henne (Dec. 29, 2013 at Ind.).....	51
Chad Henne (Dec. 23, 2012 vs. N.E.).....	51
Blake Bortles (Oct. 4, 2015 at Ind.).....	50
Mark Brunell (Sept. 10, 2000 at Bal.).....	50
Blake Bortles (Nov. 29, 2015 vs. S.D.).....	49
Blaine Gabbert (Oct. 28, 2012 at G.B.).....	49

### INTERCEPTIONS

Mark Brunell (Oct. 20, 1996 at STL).....	5
Luke McCown (Sept. 18, 2011 at NYJ).....	4
David Garrard (Sept. 19, 2010 at S.D.).....	4
David Garrard (Nov. 12, 2006 vs. Hou.).....	4
<i>Several players tied</i> .....	3

### AVG. GAIN PER ATTEMPT (MIN. 20 ATTEMPTS)

David Garrard (Oct. 21, 2010 at Dal.).....	12.38
Rob Johnson (Aug. 31, 1997 at Bal.).....	12.25
Byron Leftwich (Oct. 5, 2003 vs. S.D.).....	12.00
Mark Brunell (Nov. 1, 1998 at Bal.).....	11.85
Mark Brunell (Nov. 21, 1999 vs. N.O.).....	11.70
Mark Brunell (Sept. 22, 1996 at N.E.).....	11.08

### PASS COMPLETIONS

Mark Brunell (Oct. 20, 1996 at STL).....	37
Byron Leftwich (Oct. 10, 2004 at S.D.).....	36
Blake Bortles (Oct. 27, 2016 at Ten.).....	33
Blake Bortles (Oct. 12, 2014 at Ten.).....	32
Blake Bortles (Nov. 13, 2016 vs. Hou.).....	32
Blake Bortles (Nov. 29, 2015 vs. S.D.).....	30
Blake Bortles (Oct. 18 vs. Hou.).....	30
Chad Henne (Dec. 29, 2013 at Ind.).....	30
David Garrard (Oct. 18, 2009 vs. STL).....	30
Mark Brunell (Oct. 15, 1995 vs. Chi.).....	30

### COMPLETION % (MIN. 20 ATTEMPTS)

Mark Brunell (Sept. 7, 2003 at Car.).....	85.2
Mark Brunell (Oct. 29, 2000 at Dal.).....	83.3
Rob Johnson (Aug. 31, 1997 at Bal.).....	83.3
David Garrard (Dec. 2, 2007 at Ind.).....	82.8
David Garrard (Oct. 31, 2010 at Dal.).....	81.0
David Garrard (Oct. 10, 2010 at Buf.).....	80.0
Mark Brunell (Oct. 6, 1996 at N.O.).....	80.0



# SINGLE-GAME RECORDS

## RUSHING

### RUSHING YARDS

Fred Taylor (Nov. 19, 2000 at Pit.)	234
Fred Taylor (Dec. 21, 2003 vs. N.O.)	194
Maurice Jones-Drew (Dec. 5, 2010 at Ten.)	186
Fred Taylor (Dec. 6, 1998 vs. Det.)	183
Fred Taylor (Dec. 3, 2000 vs. Cle.)	181
Maurice Jones-Drew (Sept. 23, 2012 at Ind.)	177
Maurice Jones-Drew (Nov. 1, 2009 at Ten.)	177
Maurice Jones-Drew (Jan. 1, 2012 vs. Ind.)	169
Maurice Jones-Drew (Dec. 10, 2006 vs. Ind.)	166
Fred Taylor (Oct. 30, 2005 at STL)	165

### RUSHING TOUCHDOWNS

James Stewart (Oct. 12, 1997 vs. Phi.)	5
Maurice Jones-Drew (Oct. 18, 2009 vs. STL)	3
Maurice Jones-Drew (Sept. 27, 2009 at Hou.)	3
Fred Taylor (Dec. 3, 2000 vs. Cle.)	3
Fred Taylor (Nov. 19, 2000 at Pit.)	3
Fred Taylor (Nov. 15, 1998 vs. T.B.)	3
Several players tied	2

### RUSHING ATTEMPTS

Fred Taylor (Dec. 21, 2003 vs. N.O.)	34
Maurice Jones-Drew (Oct. 18, 2009 vs. STL)	33
Fred Taylor (Nov. 23, 2003 at NYJ)	32
Fred Taylor (Dec. 17, 2000 at Cin.)	32
Fred Taylor (Dec. 6, 1998 vs. Det.)	32
Maurice Jones-Drew (Dec. 5, 2010 at Ten.)	31
Fred Taylor (Oct. 29, 2000 at Dal.)	31
Several players tied	30

### RUSHING AVERAGE (MIN. 10 ATTEMPTS)

Maurice Jones-Drew (Dec. 10, 2006 vs. Ind.)	11.07
Maurice Jones-Drew (Oct. 14, 2007 vs. Hou.)	10.42
Fred Taylor (Oct. 31, 1999 at Cin.)	8.53
Maurice Jones-Drew (Sept. 24, 2006 at Ind.)	7.92
Stacey Mack (Dec. 30, 2001 vs. K.C.)	7.81
Fred Taylor (Nov. 19, 2000 at Pit.)	7.80
Fred Taylor (Oct. 30, 2005 at STL)	7.50
Fred Taylor (Dec. 19, 2004 at G.B.)	7.50



## RECEIVING & YARDAGE

### RECEPTIONS

Keenan McCardell (Oct. 20, 1996 at STL)	16
Jimmy Smith (Sept. 10, 2000 at Bal.)	15
Justin Blackmon (Oct. 13, 2013 at Den.)	14
Jimmy Smith (Jan. 2, 2000 vs. Cin.)	14
Allen Hurns (Oct. 4, 2015 at Ind.)	11
Keenan McCardell (Dec. 23, 2000 at NYG)	11
Keenan McCardell (Oct. 1, 2000 vs. Pit.)	11
Keenan McCardell (Dec. 7, 1997 vs. N.E.)	11
Several players tied	10

### RECEIVING TDs

Allen Robinson (Dec. 6, 2015 at Ten.)	3
Jimmy Smith (Sept. 10, 2000 at Bal.)	3
Several players tied	2

### YARDS PER RECEPTION (MIN. 4 RECEPTIONS)

Justin Blackmon (Nov. 18, 2012 at Hou.)	33.7
Ernest Wilford (Dec. 24, 2005 at Hou.)	29.5
Andre Rison (Sept. 22, 1996 at N.E.)	28.8
Jimmy Smith (Nov. 9, 1997 vs. K.C.)	28.0

### RECEIVING YARDS

Jimmy Smith (Sept. 10, 2000 at Bal.)	291
Justin Blackmon (Nov. 18, 2012 at Hou.)	236
Keenan McCardell (Oct. 20, 1996 at STL)	232
Jimmy Smith (Nov. 21, 1999 vs. N.O.)	220
Justin Blackmon (Oct. 13, 2013 at Den.)	190
Jimmy Smith (Jan. 2, 2000 vs. Cin.)	165
Jimmy Smith (Sept. 22, 1997 vs. Pit.)	164
Jimmy Smith (Dec. 1, 1996 vs. Cin.)	162
Pete Mitchell (Nov. 19, 1995 at T.B.)	161
Jimmy Smith (Nov. 16, 1997 vs. Ten.)	158

### SCRIMMAGE YARDS

Jimmy Smith (Sept. 10, 2000 at Bal.)	291
Fred Taylor (Nov. 19, 2000 at Pit.)	248
Fred Taylor (Sept. 29, 2002 vs. NYJ)	237
Justin Blackmon (Nov. 18, 2012 at Hou.)	236
Keenan McCardell (Oct. 20, 1996 at STL)	232
Fred Taylor (Dec. 21, 2003 at N.O.)	225
Maurice Jones-Drew (Nov. 21, 2010 vs. Cle.)	220
Jimmy Smith (Nov. 21, 1999 vs. N.O.)	220
Fred Taylor (Sept. 20, 1998 vs. Bal.)	213
Fred Taylor (Dec. 6, 1998 vs. Det.)	206



### ALL-PURPOSE YARDS

Maurice Jones-Drew (Dec. 10, 2006 vs. Ind.)	303
Jimmy Smith (Sept. 10, 2000 at Bal.)	291
Maurice Jones-Drew (Oct. 14, 2007 vs. Hou.)	260
Fred Taylor (Nov. 19, 2000 at Pit.)	248
Maurice Jones-Drew (Sept. 24, 2006 at Ind.)	244
Fred Taylor (Sept. 29, 2002 vs. NYJ)	237
Justin Blackmon (Nov. 18, 2012 at Hou.)	236
Keenan McCardell (Oct. 20, 1996 at STL)	232
Fred Taylor (Dec. 21, 2003 vs. N.O.)	225
Several players tied	220

## PUNTING

### PUNTS

Bryan Anger (Sept. 8, 2013 vs. K.C.)	11
Adam Podlesh (Nov. 16, 2008 vs. Ten.)	10
Bryan Anger (Oct. 21, 2012 at Oak.)	9
Bryan Anger (Sept. 16, 2012 vs. Hou.)	9
Nick Harris (Dec. 24, 2011 at Ten.)	9
Nick Harris (Nov. 27, 2011 vs. Hou.)	9
Chris Hanson (Oct. 16, 2005 at Pit.)	9
Chris Hanson (Sept. 19, 2004 vs. Den.)	9
Bryan Barker (Sept. 25, 2000 at Ind.)	9
Bryan Barker (Nov. 14, 1999 vs. Bal.)	9
Bryan Barker (Oct. 29, 1995 at Pit.)	9

### PUNTS INSIDE 20

Bryan Barker (Nov. 14, 1999 vs. Bal.)	8
Bryan Anger (Nov. 17, 2013 vs. Ari.)	6
Bryan Barker (Oct. 3, 1999 vs. Pit.)	6

### GROSS AVERAGE (MIN. 4 PUNTS)

Bryan Anger (Dec. 23, 2012 vs. N.E.)	56.3
Bryan Anger (Oct. 11, 2015 at T.B.)	55.3
<b>BRAD NORTMAN (Oct. 16, 2016 at CHI.)</b>	<b>55.0</b>
Bryan Barker (Oct. 19, 1997 at Dal.)	53.8
<b>BRAD NORTMAN (Oct. 2, 2016 vs. Ind.)</b>	<b>53.6</b>
Bryan Anger (Sept. 9, 2012 at Min.)	53.5
Bryan Anger (Sept. 23, 2012 at Ind.)	53.5

### NET AVERAGE (MIN. 4 PUNTS)

<b>BRAD NORTMAN (Oct. 16, 2016 at CHI.)</b>	<b>52.2</b>
Bryan Anger (Nov. 4, 2012 vs. Det.)	50.5
Adam Podlesh (Dec. 23, 2007 vs. Oak.)	49.8
Chris Hanson (Nov. 10, 2002 vs. Was.)	48.2
Bryan Anger (Dec. 26, 2012 at Mia.)	47.4



# SINGLE-GAME RECORDS

## RETURNS

### KICKOFF RETURNS

Deji Karim (Oct. 18, 2010 vs. Ten.)	7
Jermaine Lewis (Oct. 10, 2004 at S.D.)	7
Curtis Marsh (Nov. 12, 1995 vs. Sea.)	7
<i>Several players tied</i>	6

### KICKOFF RETURN AVERAGE (MIN. 3 RETURNS)

Maurice Jones-Drew (Nov. 4, 2007 at N.O.)	47.33
Derrick Wimbush (Nov. 27, 2005 at Ari.)	46.00
Brian Witherspoon (Sept. 7, 2008 at Ten.)	41.33
Randy Jordan (Oct. 13, 1996 vs. NYJ)	39.67
Tiquan Underwood (Sept. 12, 2010 vs. Den.)	38.33



### KICKOFF RETURN YARDS

Reggie Barlow (Oct. 25, 1998 at Den.)	206
Jordan Todman (Sept. 28, 2014 at S.D.)	174
Jordan Todman (Nov. 2, 2014 at Cin.)	173
Curtis Marsh (Nov. 12, 1995 vs. Sea.)	169
Deji Karim (Oct. 18, 2010 vs. Ten.)	168
Reggie Barlow (Dec. 7, 1997 vs. N.E.)	157
Rashad Jennings (Nov. 18, 2012 at Hou.)	149
David Allen (Dec. 14, 2003 at N.E.)	147
Alvis Whitted (Dec. 26, 1999 at Ten.)	147
Mike Thomas (Nov. 1, 2009 at Ten.)	146

### PUNT RETURNS

Alvin Pearman (Dec. 18, 2005 vs. S.F.)	7
Alvin Pearman (Nov. 13, 2005 vs. Bal.)	7
Ace Sanders (Nov. 17, 2013 vs. Ari.)	6
Mike Thomas (Oct. 24, 2011 vs. Bal.)	6
David Allen (Dec. 7, 2003 vs. Hou.)	6
Reggie Barlow (Dec. 3, 2000 vs. Cle.)	6
R. Jay Soward (Oct. 8, 2000 vs. Bal.)	6
Reggie Barlow (Nov. 14, 1999 vs. Bal.)	6
Reggie Barlow (Sept. 20, 1998 vs. Bal.)	6
<i>Several players tied</i>	5

### PUNT RETURN TDs

Rashad Greene (Dec. 13, 2015 vs. Ind.)	1
Mike Thomas (Dec. 19, 2010 at Ind.)	1
Bobby Shaw (Oct. 6, 2002 vs. Phi.)	1
Reggie Barlow (Nov. 21, 1999 vs. N.O.)	1
Reggie Barlow (Sept. 13, 1998 vs. K.C.)	1

### KICKOFF RETURN TDs

Maurice Jones-Drew (Nov. 4, 2007 at N.O.)	1
Maurice Jones-Drew (Dec. 10, 2006 vs. Ind.)	1
Derrick Wimbush (Nov. 27, 2005 at Ari.)	1
Elvis Joseph (Nov. 18, 2001 at Pit.)	1
Alvis Whitted (Dec. 26, 1999 at Ten.)	1
Reggie Barlow (Dec. 7, 1997 vs. N.E.)	1
Jimmy Smith (Dec. 3, 1995 at Den.)	1

### PUNT RETURN YARDS

Reggie Barlow (Sept. 13, 1998 vs. K.C.)	134
Mike Thomas (Dec. 19, 2010 at Ind.)	99
Desmond Howard (Sept. 24, 1995 vs. G.B.)	82
Reggie Barlow (Sept. 20, 1998 vs. Bal.)	81
Reggie Barlow (Nov. 21, 1999 vs. N.O.)	80
Reggie Barlow (Nov. 23, 1997 at Cin.)	79
Jermaine Lewis (Sept. 19, 2004 vs. Den.)	78
Rashad Greene (Nov. 19, 2015 vs. Ten.)	76
Reggie Barlow (Nov. 2, 1997 at Ten.)	76
<i>Several players tied</i>	73

### PUNT RETURN YARD AVG.

Reggie Barlow (Sept. 13, 1998 vs. K.C.)	44.67
Reggie Barlow (Nov. 23, 1997 at Cin.)	26.33
Reggie Barlow (Nov. 2, 1997 at Ten.)	25.33
Mike Thomas (Dec. 19, 2010 at Ind.)	24.75
Reggie Barlow (Nov. 29, 1998 at Cin.)	23.00
Brian Witherspoon (Nov. 29, 2009 at S.F.)	21.00
Desmond Howard (Sept. 24, 1995 vs. G.B.)	20.50
Dennis Northcutt (Dec. 9, 2007 vs. Car.)	20.00

## DEFENSE, FUMBLES & BLOCKS

### INTERCEPTIONS

Davon House (Nov. 15, 2015 at Bal.)	2
Derek Cox (Oct. 31, 2010 at Dal.)	2
Rashean Mathis (Nov. 5, 2006 vs. Ten.)	2
Rashean Mathis (Sept. 18, 2006 vs. Pit.)	2
Terry Cousin (Nov. 13, 2005 vs. Bal.)	2
Rashean Mathis (Oct. 30, 2005 at STL)	2
Donovin Darius (Jan. 2, 2005 at Oak.)	2
Rashean Mathis (Dec. 19, 2004 at G.B.)	2
Marlon McCree (Sept. 15, 2002 at K.C.)	2
Rayna Stewart (Sept. 10, 2000 at Bal.)	2
Aaron Beasley (Sept. 12, 1999 vs. S.F.)	2
Deon Figures (Aug. 31, 1997 at Bal.)	2
<i>Several players tied</i>	1

### TAKEAWAYS

Darren Carrington (Oct. 1, 1995 at Hou.)	3
--	---

### FORCED FUMBLES

Tony Brackens (Oct. 3, 1999 vs. Pit.)	3
<i>Several players tied</i>	2

### OPPONENT FUMBLE RECOVERIES

Telvin Smith (Nov. 23, 2014 at Ind.)	2
Tony Brackens (Sept. 29, 1996 vs. Car.)	2
Darren Carrington (Oct. 1, 1995 at Hou.)	2

### INTs RETURNED FOR TOUCHDOWN

Telvin Smith (Oct. 25, 2015 vs. Buf.)	1
Dwayne Gratz (Dec. 28, 2014 at Hou.)	1
Paul Posluszny (Oct. 13, 2013 at Den.)	1
Rashean Mathis (Sept. 21, 2008 at Ind.)	1
Rashean Mathis (Oct. 5, 2008 vs. Pit.)	1
Clint Ingram (Dec. 9, 2007 vs. Car.)	1
Aaron Glenn (Oct. 28, 2007 at T.B.)	1
Scott Starks (Nov. 5, 2006 vs. Ten.)	1
Mike Peterson (Nov. 13, 2005 vs. Bal.)	1
Rashean Mathis (Oct. 16, 2005 at Pit.)	1
Tony Brackens (Nov. 28, 1999 at Bal.)	1
Aaron Beasley (Sept. 26, 1999 vs. Ten.)	1
Aaron Beasley (Sept. 12, 1999 vs. S.F.)	1
Mickey Washington (Oct. 22, 1995 at Cle.)	1

### BLOCKED PUNTS

Hayes Pullard III (Nov. 29, 2015 vs. S.D.)	1
J.T. Thomas (Sept. 8, 2013 vs. K.C.)	1
Mike Harris (Dec. 30, 2012 at Ten.)	1
Kassim Osgood (Dec. 15, 2011 at Atl.)	1
Rashad Jennings (Sept. 19, 2010 at S.D.)	1
Jorge Cordova (Dec. 10, 2006 vs. Ind.)	1
Gerald Sensabaugh (Oct. 8, 2006 vs. NYJ)	1
Derrick Wimbush (Oct. 9, 2005 vs. Cin.)	1
Eric Westmoreland (Oct. 27, 2002 vs. Hou.)	1
Donovin Darius (Sept. 10, 2001 vs. Pit.)	1
Donovin Darius (Oct. 1, 2000 vs. Pit.)	1
Dave Thomas (Nov. 14, 1999 vs. Bal.)	1
Alvis Whitted (Nov. 1, 1998 at Bal.)	1
Dave Thomas (Oct. 12, 1997 vs. Phi.)	1
Mike Dumas (Dec. 3, 1995 at Den.)	1

### SACKS

Chris Clemons (Nov. 23, 2014 at Ind.)	3.0
Paul Spicer (Sept. 25, 2005 at NYJ)	3.0
John Henderson (Oct. 6, 2002 vs. Phi.)	3.0
Kelvin Prichett (Oct. 5, 1997 vs. Cin.)	3.0

### TACKLES

Hardy Nickerson (Nov. 25, 2001 vs. Bal.)	23
Russell Allen (Sept. 16, 2012 vs. Hou.)	22
Wali Rainer (Oct. 13, 2002 at Ten.)	22
T.J. Slaughter (Nov. 25, 2001 vs. Bal.)	22
Paul Posluszny (Dec. 19, 2012 at Mia.)	21
Bryan Schwartz (Dec. 17, 1995 at Det.)	21
Russell Allen (Nov. 18, 2012 at Hou.)	20
Daryl Smith (Dec. 18, 2010 at Ind.)	20
Kevin Hardy (Nov. 1, 1998 at Bal.)	20

### BLOCKED FIELD GOALS

Tyson Alualu (Dec. 27, 2015 at N.O.)	1
Chris Clemons (Sept. 13, 2015 vs. Car.)	1
Rashean Mathis (Oct. 2, 2005 vs. Den.)	1
John Henderson (Dec. 8, 2002 vs. Cle.)	1
Marcus Stroud (Sept. 8, 2002 vs. Ind.)	1
Marcus Stroud (Dec. 3, 2001 vs. G.B.)	1
Clyde Simmons (Sept. 22, 1997 vs. Pit.)	1
Clyde Simmons (Dec. 1, 1996 vs. Cin.)	1



# ROOKIE RECORDS

## SCORING & PASSING

### POINTS (SEASON)

Fred Taylor (1998).....	102
Maurice Jones-Drew (2006) .....	96
Josh Scobee (2004).....	93
Seth Marler (2003).....	90
Allen Hurns (2014).....	36
Justin Blackmon (2012).....	32
Willie Jackson (1995).....	32
Matt Jones (2005).....	30
Hayden Epstein (2002).....	28
Several players tied.....	18

### TOUCHDOWNS (SEASON)

Fred Taylor (1998).....	17
Maurice Jones-Drew (2006) .....	16
Allen Hurns (2014).....	6
Matt Jones (2005).....	5
Justin Blackmon (2012).....	5
Greg Jones (2004).....	3
LaBrandon Toefield (2003).....	3
Elvis Joseph (2001).....	3
James Stewart (1995).....	3
Several players tied.....	2

### PASSING YARDS (SEASON)

Blake Bortles (2014).....	2,908
Byron Leftwich (2003).....	2,819
Blaine Gabbert (2011).....	2,214
Jonathan Quinn (1998).....	387
David Garrard (2002).....	231
LaBrandon Toefield (2003).....	32
Rob Johnson (1995).....	24
Ace Sanders (2013).....	21
Matt Jones (2005).....	12

### PASSING YARDS (GAME)

Blake Bortles (Oct. 12, 2014 at Ten.).....	336
Byron Leftwich (Oct. 5, 2003 vs. S.D.).....	336
Blake Bortles (Nov. 9, 2014 vs. Dal.).....	290
Byron Leftwich (Dec. 14, 2003).....	288
Byron Leftwich (Oct. 12, 2003).....	256
Blake Bortles (Sept. 28, 2014 at S.D.).....	254
Blake Bortles (Nov. 2, 2014 at Cin.).....	247
Byron Leftwich (Sept. 28, 2003 at Hou.).....	231
Byron Leftwich (Nov. 30, 2003 vs. T.B.).....	224
Blake Bortles (Sept. 21, 2014 vs. Ind.).....	223

### PASS ATTEMPTS (SEASON)

Blake Bortles (2014).....	475
Byron Leftwich (2003).....	418
Blaine Gabbert (2011).....	413
Jonathan Quinn (1998).....	64
David Garrard (2002).....	46
Rob Johnson (1995).....	7
Matt Jones (2005).....	3
LaBrandon Toefield (2003).....	2
Ace Sanders (2013).....	1

### PASS ATTEMPTS (GAME)

Blake Bortles (Oct. 12, 2014 at Ten.).....	46
Byron Leftwich (Oct. 12, 2003 vs. Mia.).....	42
Blaine Gabbert (Dec. 24, 2011 at Ten.).....	42
Blaine Gabbert (Oct. 2, 2011 vs. N.O.).....	42
Blaine Gabbert (Nov. 20, 2011 at Cle.).....	41
Byron Leftwich (Dec. 14, 2003 at N.E.).....	40
Blake Bortles (Dec. 14, 2014 at Bal.).....	37
Blake Bortles (Dec. 7, 2014 vs. Hou.).....	39
Blake Bortles (Nov. 9, 2014 vs. Dal.).....	37
Blake Bortles (Sept. 28, 2014 at S.D.).....	37

### PASS COMPLETIONS (SEASON)

Blake Bortles (2014).....	280
Byron Leftwich (2003).....	239
Blaine Gabbert (2011).....	210
Jonathan Quinn (1998).....	34
David Garrard (2002).....	23
Rob Johnson (1995).....	3
Matt Jones (2005).....	2
LaBrandon Toefield (2003).....	1
Ace Sanders (2013).....	1

### PASS COMPLETIONS (GAME)

Blake Bortles (Oct. 12, 2014 at Ten.).....	32
Blake Bortles (Sept. 28, 2014 at S.D.).....	29
Byron Leftwich (Oct. 12, 2003 vs. Mia.).....	24
Blake Bortles (Nov. 9, 2014 vs. Dal.).....	22
Blake Bortles (Nov. 2, 2014 at Cin.).....	22
Blake Bortles (Oct. 5, 2014 vs. Pit.).....	22
Blaine Gabbert (Nov. 20, 2011 at Cle.).....	22
Byron Leftwich (Nov. 2, 2003 at Bal.).....	22
Several players tied.....	21

### PASSING TDs (SEASON)

Byron Leftwich (2003).....	14
Blaine Gabbert (2011).....	12
Blake Bortles (2014).....	11
Jonathan Quinn (1998).....	2
David Garrard (2002).....	1
Ace Sanders (2013).....	1

### PASSING TDs (GAME)

Blake Bortles (Nov. 2, 2014 at Cin.).....	2
Blake Bortles (Sept. 21, 2014 vs. Ind.).....	2
Blaine Gabbert (Dec. 11, 2011 vs. T.B.).....	2
Blaine Gabbert (Dec. 5, 2011 vs. S.D.).....	2
Byron Leftwich (Oct. 5, 2003 vs. S.D.).....	2
Byron Leftwich (Nov. 30, 2003 vs. T.B.).....	2
Several players tied.....	1

### INTERCEPTIONS (SEASON)

Blake Bortles (2014).....	17
Byron Leftwich (2003).....	16
Blaine Gabbert (2011).....	11
Jonathan Quinn (1998).....	3
David Garrard (2002).....	2
Rob Johnson (1995).....	1

### INTERCEPTIONS (GAME)

Blake Bortles (Oct. 19, 2014 vs. Cle.).....	3
Byron Leftwich (Oct. 12, 2003 vs. Mia.).....	3
Byron Leftwich (Sept. 28, 2003 at Hou.).....	3
Several players tied.....	2



## RUSHING

### RUSHING YARDS (SEASON)

Fred Taylor (1998).....	1,223
Maurice Jones-Drew (2006) .....	941
T.J. Yeldon (2015).....	740
James Stewart (1995).....	525
Blake Bortles (2014).....	419
Elvis Joseph (2001).....	294
LaBrandon Toefield (2003).....	212
Rashad Jennings (2009).....	202
Greg Jones (2004).....	162
Deji Karim (2010).....	160

### RUSHING YARDS (GAME)

Fred Taylor (Dec. 6, 1998 vs. Det.).....	183
Maurice Jones-Drew (Dec. 10, 2006 vs. Ind.).....	166
Maurice Jones-Drew (Dec. 24, 2006 vs. N.E.).....	131
Fred Taylor (Nov. 15, 1998 vs. T.B.).....	128
Fred Taylor (Sept. 20, 1998 vs. Bal.).....	128
Fred Taylor (Nov. 8, 1998 vs. Cin.).....	118
Fred Taylor (Sept. 27, 1998 at Ten.).....	116
T.J. Yeldon (Oct. 25, 2015 vs. Buf.).....	115
T.J. Yeldon (Oct. 4, 2015 at Ind.).....	105
Fred Taylor (Dec. 20, 1998 at Min.).....	105

### RUSHING ATTEMPTS (SEASON)

Fred Taylor (2003).....	264
T.J. Yeldon (2015).....	182
Maurice Jones-Drew (2006).....	166
James Stewart (1995).....	137
Elvis Joseph (2001).....	68
Greg Jones (2004).....	62
Blake Bortles (2014).....	419
LaBrandon Toefield (2003).....	53
Blaine Gabbert (2011).....	48
Rashad Jennings (2009).....	39
Alvin Pearman (2005).....	39

# ROOKIE RECORDS

## RUSHING

### RUSHING ATTEMPTS (GAME)

Fred Taylor (Dec. 6, 1998 vs. Det.).....	32
Fred Taylor (Nov. 8, 1998 vs. Cin.).....	27
Maurice Jones-Drew (Dec. 17, 2006 at Ten.).....	25
Fred Taylor (Sept. 27, 1998 at Ten.).....	25
T.J. Yeldon (Sept. 20, 2015 vs. Mia.).....	25
Fred Taylor (Dec. 20, 1998 at Min.).....	23
Fred Taylor (Sept. 20, 1998 vs. Bal.).....	23
T.J. Yeldon (Oct. 4, 2015 at Ind.).....	22
Fred Taylor (Nov. 1, 1998 at Bal.).....	22
Maurice Jones-Drew (Oct. 29, 2006 at Phi.).....	21
Fred Taylor (Dec. 28, 1998 vs. Pit.).....	21

### RUSHING TDs (SEASON)

Fred Taylor (1998).....	14
Maurice Jones-Drew (2006).....	13
Greg Jones (2004).....	3
T.J. Yeldon (2015).....	2
Storm Johnson (2014).....	2
Byron Leftwich (2003).....	2
LaBrandon Toefield (2003).....	2
David Garrard (2002).....	2
James Stewart (1995).....	2
Several players tied.....	1

### RUSHING TDs (GAME)

Fred Taylor (Nov. 15, 1998 vs. T.B.).....	3
Maurice Jones-Drew (Dec. 24, 2006 vs. N.E.).....	2
Maurice Jones-Drew (Dec. 10, 2006 vs. Ind.).....	2
Maurice Jones-Drew (Oct. 8, 2006 vs. NYJ).....	2
David Garrard (Oct. 13, 2002 at Ten.).....	2
Fred Taylor (Oct. 12, 1998 vs. Mia.).....	2
Fred Taylor (Dec. 6, 1998 vs. Det.).....	2
Several players tied.....	1

## RECEIVING & YARDAGE

### RECEPTIONS (SEASON)

Justin Blackmon (2012).....	64
Willie Jackson (1995).....	53
Allen Hurns (2014).....	51
Ace Sanders (2013).....	51
Allen Robinson (2014).....	48
Mike Thomas (2009).....	48
Maurice Jones-Drew (2006).....	46
Fred Taylor (1998).....	44
Pete Mitchell (1995).....	41
Marqise Lee (2014).....	37

### RECEPTIONS (GAME)

Pete Mitchell (Nov. 19, 1995 at T.B.).....	10
Fred Taylor (Sept. 20, 1998 vs. Bal.).....	9
Allen Robinson (Oct. 12, 2014 at Ten.).....	8
Ace Sanders (Dec. 1, 2013 at Cle.).....	8
Ace Sanders (Nov. 17, 2013 vs. Ari.).....	8
Zach Miller (Jan. 3, 2010 at Cle.).....	8
Several players tied.....	7

### RECEIVING YARDS (SEASON)

Justin Blackmon (2012).....	865
Allen Hurns (2014).....	677
Willie Jackson (1995).....	589
Allen Robinson (2014).....	548
Pete Mitchell (1995).....	527
Ace Sanders (2013).....	484
Mike Thomas (2009).....	453
Maurice Jones-Drew (2006).....	436
Matt Jones (2005).....	432
Marqise Lee (2014).....	422

### RECEIVING TDs (SEASON)

Allen Hurns (2014).....	6
Justin Blackmon (2012).....	5
Matt Jones (2005).....	5
Willie Jackson (1995).....	5
Fred Taylor (1998).....	3
Several players tied.....	2

### YARDS/REC. (SEASON) (MIN. 25 RECEPTIONS)

Justin Blackmon (2012).....	13.52
Allen Hurns (2014).....	13.27
Pete Mitchell (1995).....	12.85
Matt Jones (2005).....	12.00
Allen Robinson (2014).....	11.42
Marqise Lee (2014).....	11.41
Willie Jackson (1995).....	11.11
Reggie Williams (2004).....	9.93
Fred Taylor (1998).....	9.57
Ace Sanders (2013).....	9.49

### YARDS/REC. (GAME) (MIN. 4 RECEPTIONS)

Justin Blackmon (Nov. 18, 2012 at Hou.).....	33.71
Allen Hurns (Sept. 7, 2014 at Phi.).....	27.50
Matt Jones (Nov. 13, 2005 vs. Bal.).....	23.40
Willie Jackson (Dec. 24, 1995 vs. Cle.).....	20.25
T.J. Yeldon (Dec. 6, 2015 at Ten.).....	19.75
Willie Jackson (Dec. 10, 1995 vs. Ind.).....	18.83
Allen Robinson (Sept. 14, 2014 at Was.).....	18.75
Mike Sims-Walker (Oct. 5, 2008 vs. Pit.).....	17.83

### SCRIMMAGE YARDS (SEASON)

Fred Taylor (1998).....	1,644
Maurice Jones-Drew (2006).....	1,377
T.J. Yeldon (2015).....	1,019
Justin Blackmon (2012).....	888
James Stewart (1995).....	715
Allen Hurns (2014).....	677
Willie Jackson (1995).....	589
Allen Robinson (2014).....	548

### ALL-PURPOSE YARDS (SEASON)

Maurice Jones-Drew (2006).....	2,250
Fred Taylor (1998).....	1,653
Brian Witherspoon (2008).....	1,442
Deji Karim (2010).....	1,418
Mike Thomas (2009).....	1,301
David Allen (2003).....	1,223
T.J. Yeldon (2015).....	1,019

### 100-YARD RECEIVING GAMES (SEASON)

Allen Hurns (2014).....	2
Justin Blackmon (2012).....	1
Matt Jones (2005).....	1
Pete Mitchell (1995).....	1

## DEFENSE

### SACKS (SEASON)

Tony Brackens (1996).....	7.0
John Henderson (2002).....	6.5
Kevin Hardy (1996).....	5.5
<b>YANNICK NGAKOUE (2016).....</b>	<b>5.0</b>
Tyson Alualu (2010).....	3.5
Derrick Harvey (2008).....	3.5
Bobby McCray (2004).....	3.5
Chris Smith (2014).....	3.0
Akin Ayodele (2002).....	3.0
Larry Smith (1999).....	3.0

### INTERCEPTIONS (SEASON)

Reggie Nelson (2007).....	5
Derek Cox (2009).....	4
Dwayne Gratz (2013).....	2
Rashean Mathis (2003).....	2
Fernando Bryant (1999).....	2
Kevin Hardy (1996).....	2

### TACKLES (SEASON)

Bryan Schwartz (1995).....	161
Kevin Hardy (1996).....	130
Clint Ingram (2006).....	117
Akin Ayodele (2002).....	108
T.J. Slaughter (2000).....	108

### TACKLES (GAME)

Bryan Schwartz (Dec. 17, 1995 at Det.).....	21
Bryan Schwartz (Dec. 24, 1995 vs. Cle.).....	19
Bryan Schwartz (Dec. 10, 1995 vs. Ind.).....	17

### TAKEAWAYS (SEASON)

Derek Cox (2009).....	5
Reggie Nelson (2007).....	5
Fernando Bryant (1999).....	5



# OPPONENT RECORDS

## SCORING

### POINTS

Jeff Reed, Pittsburgh (12/1/02).....19  
*Several players tied (K. Moreno, Den., 2013) .....18*

### TOUCHDOWNS

*Several players tied (D. Martin, T.B., 2013) ..... 3*

## PASSING

### PASSING YARDS

Matt Schaub, Hou. (11/18/12).....527  
 Drew Brees, N.O. (11/4/07).....445  
 Peyton Manning, Ind. (9/25/00).....440  
 Carson Palmer, Ari. (11/17/13).....419  
 Drew Brees, N.O. (12/27/15).....412

### PASS ATTEMPTS

Matt Schaub, Hou. (11/16/12).....55  
 Vinny Testaverde, Bal. (11/24/96).....50  
 Rich Gannon, K.C. (11/9/97).....50  
 Shane Matthews, Was. (11/10/02).....50  
 Peyton Manning, Ind. (12/10/06).....50

### INTERCEPTIONS THROWN

Jon Kitna, Dal. (10/31/10)..... 4  
*Several players tied (J. Russell, Oak. 2007) ..... 3*

### TOUCHDOWN PASSES

Steve McNair, Ten. (12/26/99)..... 5  
 Tony Banks, Bal. (9/10/00)..... 5  
 Matt Schaub, Hou. (11/18/12)..... 5  
*Several players tied (P. Rivers, S.D., 2015) ..... 4*

### PASS COMPLETIONS

Matt Schaub, Hou. (11/18/12).....43  
 Drew Brees, N.O. (11/4/07).....35  
 Jon Kitna, Dal. (10/31/10).....34  
 Joe Flacco, Bal. (11/15/15).....34  
*Two players tied .....33*

## RUSHING

### RUSHING YARDS

Chris Johnson, Ten. (11/1/09).....228  
 Arian Foster, Hou. (1/2/10).....180  
 Steven Jackson, Stl. (10/30/05).....179  
 Shawn Alexander, Sea. (10/7/01).....176  
 Chris Brown, Ten. (9/9/07).....175

### RUSHING ATTEMPTS

Terry Allen, Was. (9/28/97).....36  
*Several players tied (A. Foster, Hou., 2011) .....33*

### LONGEST RUSHING TDs

Chris Johnson, Ten. (11/1/09).....89  
 Marcus Mariota, Ten. (12/6/15).....87  
 Joey Galloway, Sea. (11/12/95).....86  
 Chris Johnson, Ten. (11/1/09).....52

### RUSHING TOUCHDOWNS

*Several players tied (K. Moreno, Den., 2013)..... 3*

## YARDAGE

### SCRIMMAGE YARDS

Andre Johnson, Hou. (11/18/12).....273  
 Josh Gordon, Cle. (12/1/13).....261  
 Chris Johnson, Ten. (11/1/09).....239  
 Terrell Davis, Den. (10/25/98).....212  
 Albert Connell, Was. (10/22/00).....211

### ALL-PURPOSE YARDS

Andre Johnson, Hou. (11/18/12).....273  
 Ridel Anthony, T.B. (11/15/98).....269  
 Josh Gordon, Cle. (12/1/13).....261  
 Eddy Drummond, Det. (11/14/04).....257  
 Andre Davis, Hou. (12/30/07).....254

## RECEIVING

### RECEPTIONS

Reggie Wayne, Ind. (10/3/10).....15  
 Tim Brown, Oak. (12/21/97).....14  
 David Boston, S.D. (10/5/03).....14  
 Andre Johnson, Hou. (11/18/12).....14  
*Several players tied (A. Johnson, Hou. 2013) .....13*

### RECEIVING YARDS

Andre Johnson, Hou. (11/18/12).....273  
 Josh Gordon, Cle. (12/1/13).....261  
 Albert Connell, Was. (10/22/00).....211  
 Terrell Owens, Buf. (11/22/09).....197  
*Several players tied (R. Wayne, Ind., 2010).....196*

### LONGEST RECEPTIONS

Terrell Owens, Buf. (11/22/09).....98  
 Josh Gordon, Cle. (12/1/13).....95  
 Michael Floyd, Ari. (11/17/13).....91  
 Kevin Curtis, Stl. (10/30/05).....83  
 Kenny Britt, Ten. (9/11/11).....80

### RECEIVING TOUCHDOWNS

*Several players tied (R. Moss, N.E., 2009)..... 3*

## KICKING

### FIELD GOALS

Jeff Reed, Pit. (12/1/02)..... 6  
 Adam Vinatieri, N.E. (9/22/96)..... 5  
 Matt Stover, Bal. (10/8/00)..... 5

### LONGEST FIELD GOALS

Jason Elam, Den. (10/25/98).....63  
 Blair Walsh, Min. (9/9/12).....55  
 Ryan Longwell, Min. (11/23/08).....54  
*Several players tied (N. Rackers, Hou., 2011) .....53*

## PUNTING

### PUNTS

Chris Gardocki, Cle. (12/3/00).....12  
*Several players tied (B. Hartmann, Hou., 2011) .....10*

### LONGEST PUNTS

Brian Moorman, Buf. (9/12/04).....80  
 Josh Miller, Pit. (12/2/99).....75  
 Kyle Larson, Cin. (10/9/05).....75  
 Craig Hentrich, Ten. (11/5/06).....73

### INSIDE THE 20 (MIN. 5 PUNTS)

*Several players tied (D. Colquitt, K.C., 2013)..... 5*

### GROSS AVERAGE (MIN. 4 PUNTS)

Craig Hentrich, Ten. (11/4/01).....57.5  
 Mat McBriar, Dal. (9/10/06).....53.2  
 Josh Miller, Pit. (12/2/99).....52.7

### EXTRA POINTS

*Several players tied (P. Dawson, S.F., 2013) ..... 6*

### MOST BLOCKED KICKS (FGs, PATs)

*Several players tied (Z. Smith, Bal., 2015)..... 1*

# OPPONENT RECORDS

## DEFENSE

### SACKS

Ryan Kerrigan, Was. (9/14/14).....	4.0
Connor Barwin, Hou. (11/27/11).....	4.0
John Abraham, Atl. (12/15/11) .....	3.5
Whitney Mercilus, Hou. (1/3/16).....	3.5

### TACKLES

Steven Tulloch, Ten. (12/5/10) .....	17
Keith Brooking, Atl. (12/28/03).....	15
Jonathan Joseph, Cin. (11/2/08) .....	15
Jerod Mayo, N.E. (12/27/09) .....	15

### INTERCEPTIONS

Samari Rolle, Ten. (12/26/99).....	3
Several players tied (M.Williams, NYJ, 2015) .....	2

### LONGEST INTERCEPTION RETURN TDs

Anthony Henry, Cle. (12/16/01) .....	97t
Anthony Parker, Stl. (10/20/96).....	92t
Adam Jones, Ten. (12/17/06) .....	83t
Matt Giordano, Stl. (10/6/12) .....	82t

## RETURNS

### PUNT RETURNS

Jacoby Jones, Hou. (11/27/11).....	7
Dexter McCluster, K.C. (9/8/13).....	7
Several players tied (T. Holliday, Hou., 2012) .....	6

### PUNT RETURN YARDS

Eddie Drummond, Det. (11/14/04) .....	199
Darius Reynaud, Ten. (12/30/12) .....	160
Jacoby Jones, Hou. (11/27/11).....	116
Roscoe Parrish, Buf. (11/26/06).....	104

### LONGEST PUNT RETURNS

Eddie Drummond, Det. (11/14/04) .....	83t
Peter Warrick, Cin. (12/17/00).....	82t
Terrence Wilkins, Ind. (9/24/06) .....	82t
Roscoe Parrish, Buf. (11/26/06).....	82t

### KICKOFF RETURNS

MarTey Jenkins, Ari. (12/10/00).....	8
Nate Jacquet, Min. (12/23/01) .....	8
Justin Miller, NYJ (10/8/06).....	8

### KICKOFF RETURN YARDS

Andre Davis, Hou. (12/30/07).....	234
Glyn Milburn, Chi. (9/6/98).....	197
Adam Jones, Ten. (11/20/05) .....	196

### LONGEST KICKOFF RETURNS

Andre Davis, Hou. (12/30/07).....	104t
Andre Davis, Hou. (12/30/07).....	97t
Aaron Bailey, Ind. (12/10/95) .....	95t
Chad Simpson, Ind. (12/17/09) .....	93t
Glyn Milburn, Chi. (9/6/98).....	88t





# **LEAGUE STATISTICS**

**REGULAR SEASON WEEK 12 AT BUFFALO**

**WEEK 11 / THROUGH MONDAY, NOVEMBER 21, 2016**

<b>OFFENSE</b>	<b>Minn.</b>	<b>Det.</b>	<b>Wash.</b>	<b>Dal.</b>	<b>Pitt.</b>	<b>Ind.</b>	<b>Ariz.</b>	<b>Atl.</b>
GAMES (Won-Lost)	6-4	6-4	6-3-1	9-1	5-5	5-5	4-5-1	6-4
FIRST DOWNS	180	199	230	246	206	214	232	226
Rushing	42	45	62	97	49	61	61	66
Passing	121	129	147	131	139	130	145	148
Penalty	17	25	21	18	18	23	26	12
YDS GAINED (tot)	2938	3317	4185	4131	3644	3566	3728	4166
Avg per Game	293.8	331.7	418.5	413.1	364.4	356.6	372.8	416.6
RUSHING (net)	700	795	1171	1567	962	958	1117	1076
Avg per Game	70.0	79.5	117.1	156.7	96.2	95.8	111.7	107.6
Rushes	259	220	256	333	229	245	266	249
Yards per Rush	2.7	3.6	4.6	4.7	4.2	3.9	4.2	4.3
PASSING (net)	2238	2522	3014	2564	2682	2608	2611	3090
Avg per Game	223.8	252.2	301.4	256.4	268.2	260.8	261.1	309.0
Passes Att.	344	351	385	318	401	375	413	346
Completed	235	238	259	215	257	236	244	236
Pct Completed	68.3	67.8	67.3	67.6	64.1	62.9	59.1	68.2
Yards Gained	2427	2651	3122	2648	2805	2827	2826	3247
Sacked	26	23	14	14	14	35	31	24
Yards Lost	189	129	108	84	123	219	215	157
Had intercepted	2	5	7	2	8	8	12	5
Yards Opp Ret	22	85	105	0	52	96	175	14
Opp TDs on Int	0	0	1	0	0	1	1	1
PUNTS	52	40	28	31	47	40	57	28
Avg Yards	44.2	49.6	43.7	46.6	45.3	50.3	40.5	46.0
PUNT RETURNS	24	13	17	17	14	16	27	15
Avg Return	11.9	15.5	15.3	9.8	9.8	6.4	6.2	11.7
Returned for TD	2	2	1	0	0	0	0	0
KICKOFF RETURNS	19	22	17	10	14	22	16	18
Avg Return	27.9	21.7	22.2	23.5	22.1	26.5	21.9	22.7
Returned for TD	1	0	0	0	0	1	0	0
PENALTIES	67	71	76	66	68	75	65	71
Yards Penalized	580	644	573	549	649	674	536	619
FUMBLES BY	11	5	12	13	13	10	17	5
Fumbles Lost	5	3	5	5	2	3	6	3
Opp Fumbles	14	11	17	16	14	11	16	14
Opp Fum Lost	8	4	7	7	7	5	8	5
POSS. TIME (avg)	30:37	29:16	30:52	33:27	29:59	30:30	31:59	29:07
TOUCHDOWNS	24	25	27	33	29	29	27	36
Rushing	6	4	9	16	7	8	11	9
Passing	12	18	17	17	21	19	15	24
Returns	6	3	1	0	1	2	1	3
EXTRA-PT KICKS	18/23	21/23	23/25	30/30	22/22	27/27	24/25	31/32
2-PT CONVERSIONS	1/1	1/1	0/2	0/2	3/7	1/2	0/2	2/4
FIELD GOALS/FGA	13/17	18/21	23/27	19/21	12/16	20/21	12/15	23/25
POINTS SCORED	205	231	254	285	238	263	226	320
<b>DEFENSE</b>	<b>Minn.</b>	<b>Det.</b>	<b>Wash.</b>	<b>Dal.</b>	<b>Pitt.</b>	<b>Ind.</b>	<b>Ariz.</b>	<b>Atl.</b>
POINTS ALLOWED	176	225	233	187	215	273	190	283
OPP FIRST DOWNS	190	212	226	209	197	234	165	239
Rushing	52	64	64	50	55	59	57	62
Passing	115	129	137	141	119	150	95	155
Penalty	23	19	25	18	23	25	13	22
OPP YARDS GAINED	3069	3582	3713	3479	3636	3976	2874	3859
Avg per Game	306.9	358.2	371.3	347.9	363.6	397.6	287.4	385.9
OPP RUSHING (net)	1008	1046	1121	844	957	1131	972	1029
Avg per Game	100.8	104.6	112.1	84.4	95.7	113.1	97.2	102.9
Rushes	241	251	244	199	227	249	264	245
Yards per Rush	4.2	4.2	4.6	4.2	4.2	4.5	3.7	4.2
OPP PASSING (net)	2061	2536	2592	2635	2679	2845	1902	2830
Avg per Game	206.1	253.6	259.2	263.5	267.9	284.5	190.2	283.0
Passes Att.	366	348	369	381	378	385	330	418
Completed	212	254	246	264	244	254	196	285
Pct Completed	57.9	73.0	66.7	69.3	64.6	66.0	59.4	68.2
Sacked	26	20	27	20	21	22	26	22
Yards Lost	202	115	179	94	148	129	173	140
INTERCEPTED BY	12	6	7	4	5	3	9	6
Yards Returned	249	58	64	41	29	19	137	175
Returned for TD	2	1	0	0	0	0	1	2
OPP PUNT RETURNS	16	22	13	13	21	14	20	10
Avg return	8.2	6.0	7.4	11.4	10.3	9.5	10.5	11.4
OPP KICKOFF RET	22	14	15	20	13	22	14	21
Avg return	27.2	21.9	24.9	23.0	21.5	20.0	25.1	22.0
OPP TOUCHDOWNS	18	26	28	21	23	29	21	33
Rushing	5	4	13	5	10	7	10	9
Passing	12	22	13	16	12	19	7	23
Returns	1	0	2	0	1	3	4	1

**WEEK 11 / THROUGH MONDAY, NOVEMBER 21, 2016**

<b>OFFENSE</b>	<b>Cin.</b>	<b>Balt.</b>	<b>Jax</b>	<b>Buff.</b>	<b>Tenn.</b>	<b>Chi.</b>	<b>NY-G</b>	<b>Clev.</b>
GAMES (Won-Lost)	3-6-1	5-5	2-8	5-5	5-6	2-8	7-3	0-11
FIRST DOWNS	218	193	207	202	232	185	190	196
Rushing	63	44	38	88	76	52	46	47
Passing	130	123	143	93	130	125	124	130
Penalty	25	26	26	21	26	8	20	19
YDS GAINED (tot)	3727	3365	3375	3435	4212	3441	3399	3422
Avg per Game	372.7	336.5	337.5	343.5	382.9	344.1	339.9	311.1
RUSHING (net)	1133	874	876	1578	1549	988	770	1023
Avg per Game	113.3	87.4	87.6	157.8	140.8	98.8	77.0	93.0
Rushes	270	237	215	298	327	219	227	224
Yards per Rush	4.2	3.7	4.1	5.3	4.7	4.5	3.4	4.6
PASSING (net)	2594	2491	2499	1857	2663	2453	2629	2399
Avg per Game	259.4	249.1	249.9	185.7	242.1	245.3	262.9	218.1
Passes Att.	360	416	415	301	357	352	386	399
Completed	233	261	250	183	230	221	246	236
Pct Completed	64.7	62.7	60.2	60.8	64.4	62.8	63.7	59.1
Yards Gained	2760	2652	2623	1980	2792	2585	2708	2664
Sacked	29	21	21	26	18	22	13	38
Yards Lost	166	161	124	123	129	132	79	265
Had intercepted	6	9	13	4	8	7	10	12
Yards Opp Ret	76	124	209	31	153	68	71	55
Opp TDs on Int	0	0	2	0	2	1	0	0
PUNTS	50	55	46	46	50	48	53	54
Avg Yards	45.6	46.9	46.5	42.1	45.0	43.9	47.1	45.4
PUNT RETURNS	23	20	26	18	22	21	20	19
Avg Return	6.5	6.0	6.1	9.9	6.8	9.0	6.7	6.7
Returned for TD	0	0	0	0	0	1	0	0
KICKOFF RETURNS	21	14	26	22	23	25	19	19
Avg Return	25.8	26.6	22.4	21.6	20.7	20.9	24.5	17.1
Returned for TD	0	0	0	0	0	0	0	0
PENALTIES	61	84	79	81	84	71	53	72
Yards Penalized	479	729	749	733	715	599	545	535
FUMBLES BY	11	13	16	11	12	17	15	17
Fumbles Lost	5	5	9	2	5	7	8	5
Opp Fumbles	9	14	11	18	3	11	11	8
Opp Fum Lost	3	6	4	6	2	3	1	2
POSS. TIME (avg)	29:55	31:22	28:23	29:32	30:42	27:47	27:00	26:40
TOUCHDOWNS	22	18	21	30	35	17	24	21
Rushing	11	6	3	17	11	5	5	8
Passing	11	10	18	10	24	10	17	12
Returns	0	2	0	3	0	2	2	1
EXTRA-PT KICKS	19/22	14/14	18/19	25/27	29/31	16/17	21/24	15/17
2-PT CONVERSIONS	0/0	3/4	2/2	3/3	0/4	0/0	0/0	2/4
FIELD GOALS/FGA	16/21	23/23	15/18	14/18	14/16	13/17	13/14	13/18
POINTS SCORED	199	199	193	253	281	157	204	184
<b>DEFENSE</b>	<b>Cin.</b>	<b>Balt.</b>	<b>Jax</b>	<b>Buff.</b>	<b>Tenn.</b>	<b>Chi.</b>	<b>NY-G</b>	<b>Clev.</b>
POINTS ALLOWED	226	187	265	215	275	237	200	325
OPP FIRST DOWNS	211	161	192	214	222	207	197	261
Rushing	62	30	64	64	51	54	58	86
Passing	127	116	104	124	151	131	124	156
Penalty	22	15	24	26	20	22	15	19
OPP YARDS GAINED	3721	2951	3226	3460	3941	3400	3549	4504
Avg per Game	372.1	295.1	322.6	346.0	358.3	340.0	354.9	409.5
OPP RUSHING (net)	1234	760	1130	1073	1013	988	922	1583
Avg per Game	123.4	76.0	113.0	107.3	92.1	98.8	92.2	143.9
Rushes	272	224	287	268	247	268	257	346
Yards per Rush	4.5	3.4	3.9	4.0	4.1	3.7	3.6	4.6
OPP PASSING (net)	2487	2191	2096	2387	2928	2412	2627	2921
Avg per Game	248.7	219.1	209.6	238.7	266.2	241.2	262.7	265.5
Passes Att.	353	349	343	331	414	363	413	380
Completed	229	225	223	204	256	239	243	248
Pct Completed	64.9	64.5	65.0	61.6	61.8	65.8	58.8	65.3
Sacked	19	23	19	31	30	24	18	16
Yards Lost	111	166	117	203	205	156	129	105
INTERCEPTED BY	10	11	3	8	9	5	10	8
Yards Returned	53	68	39	148	47	49	117	62
Returned for TD	0	0	0	1	0	0	1	1
OPP PUNT RETURNS	26	27	19	21	26	16	22	25
Avg return	9.2	11.9	13.7	5.8	11.7	12.2	12.3	8.2
OPP KICKOFF RET	24	13	8	32	15	22	22	13
Avg return	23.5	19.8	17.6	20.9	24.8	23.3	24.5	23.1
OPP TOUCHDOWNS	27	24	27	23	31	25	18	39
Rushing	8	4	10	12	6	8	9	13
Passing	19	19	14	11	18	15	9	25
Returns	0	1	3	0	7	2	0	1

**WEEK 11 / THROUGH MONDAY, NOVEMBER 21, 2016**

<b>OFFENSE</b>	<b>S.D.</b>	<b>Hou.</b>	<b>S.F.</b>	<b>Miami</b>	<b>L.A.</b>	<b>N.O.</b>	<b>Sea.</b>	<b>T.B.</b>
GAMES (Won-Lost)	4-6	6-4	1-9	6-4	4-6	4-6	7-2-1	5-5
FIRST DOWNS	228	186	185	177	169	250	185	223
Rushing	58	64	71	61	46	64	45	48
Passing	143	108	101	100	107	171	126	146
Penalty	27	14	13	16	16	15	14	29
YDS GAINED (tot)	3781	3133	3096	3298	2999	4220	3516	3660
Avg per Game	378.1	313.3	309.6	329.8	299.9	422.0	351.6	366.0
RUSHING (net)	1030	1217	1198	1181	845	1052	851	1060
Avg per Game	103.0	121.7	119.8	118.1	84.5	105.2	85.1	106.0
Rushes	268	284	292	244	254	258	244	287
Yards per Rush	3.8	4.3	4.1	4.8	3.3	4.1	3.5	3.7
PASSING (net)	2751	1916	1898	2117	2154	3168	2665	2600
Avg per Game	275.1	191.6	189.8	211.7	215.4	316.8	266.5	260.0
Passes Att.	371	363	312	300	344	420	347	389
Completed	229	216	173	197	208	298	230	238
Pct Completed	61.7	59.5	55.4	65.7	60.5	71.0	66.3	61.2
Yards Gained	2886	2061	2034	2289	2303	3277	2837	2755
Sacked	25	19	26	24	24	16	20	23
Yards Lost	135	145	136	172	149	109	172	155
Had intercepted	11	10	8	8	11	8	3	10
Yards Opp Ret	283	79	95	53	149	210	13	185
Opp TDs on Int	2	0	0	1	3	2	0	1
PUNTS	36	44	60	55	58	37	49	48
Avg Yards	44.9	48.5	44.8	46.3	46.5	49.4	44.6	46.0
PUNT RETURNS	22	25	16	23	29	17	21	16
Avg Return	7.5	12.3	8.1	9.3	8.6	10.2	9.9	9.4
Returned for TD	0	1	0	1	0	0	0	0
KICKOFF RETURNS	18	21	19	19	18	22	21	13
Avg Return	17.9	18.6	19.9	26.9	24.9	16.3	21.3	14.8
Returned for TD	0	0	0	1	0	0	0	0
PENALTIES	59	53	59	80	83	60	80	74
Yards Penalized	439	543	490	766	712	562	683	630
FUMBLES BY	17	11	21	13	12	11	13	14
Fumbles Lost	11	5	10	5	4	7	3	6
Opp Fumbles	14	12	14	14	12	14	11	16
Opp Fum Lost	8	4	8	4	6	9	3	10
POSS. TIME (avg)	31:18	30:41	26:16	27:58	30:12	31:01	28:35	31:00
TOUCHDOWNS	33	17	23	26	15	34	23	28
Rushing	9	3	11	11	5	8	9	5
Passing	20	12	12	12	9	26	13	21
Returns	4	2	0	3	1	0	1	2
EXTRA-PT KICKS	29/32	16/17	22/22	24/24	14/14	31/32	18/22	20/22
2-PT CONVERSIONS	0/1	0/0	1/1	1/1	0/1	1/2	0/1	3/6
FIELD GOALS/FGA	21/23	21/26	14/15	12/15	15/18	16/22	21/24	13/18
POINTS SCORED	292	181	204	218	149	285	219	235
<b>DEFENSE</b>	<b>S.D.</b>	<b>Hou.</b>	<b>S.F.</b>	<b>Miami</b>	<b>L.A.</b>	<b>N.O.</b>	<b>Sea.</b>	<b>T.B.</b>
POINTS ALLOWED	278	215	313	216	187	286	173	259
OPP FIRST DOWNS	204	177	236	203	199	221	208	211
Rushing	60	58	92	56	59	61	58	61
Passing	131	101	120	117	114	144	126	134
Penalty	13	18	24	30	26	16	24	16
OPP YARDS GAINED	3619	3182	4311	3506	3183	3828	3354	3817
Avg per Game	361.9	318.2	431.1	350.6	318.3	382.8	335.4	381.7
OPP RUSHING (net)	874	1116	1795	1261	1026	1021	984	1147
Avg per Game	87.4	111.6	179.5	126.1	102.6	102.1	98.4	114.7
Rushes	226	270	347	291	255	263	278	269
Yards per Rush	3.9	4.1	5.2	4.3	4.0	3.9	3.5	4.3
OPP PASSING (net)	2745	2066	2516	2245	2157	2807	2370	2670
Avg per Game	274.5	206.6	251.6	224.5	215.7	280.7	237.0	267.0
Passes Att.	400	322	352	343	364	371	367	346
Completed	253	197	216	208	229	234	227	217
Pct Completed	63.3	61.2	61.4	60.6	62.9	63.1	61.9	62.7
Sacked	19	19	17	23	20	19	31	21
Yards Lost	134	121	71	158	147	121	200	128
INTERCEPTED BY	11	5	7	9	6	6	9	7
Yards Returned	168	60	49	137	15	74	58	107
Returned for TD	2	1	0	1	0	0	0	2
OPP PUNT RETURNS	19	30	27	25	19	20	21	19
Avg return	4.8	11.8	10.2	9.1	4.5	7.6	7.0	5.8
OPP KICKOFF RET	14	34	27	17	14	22	12	18
Avg return	22.5	21.9	17.8	22.0	19.8	23.5	22.3	22.8
OPP TOUCHDOWNS	33	22	37	23	24	31	18	31
Rushing	14	10	13	8	6	13	9	9
Passing	16	11	23	14	15	14	8	20
Returns	3	1	1	1	3	4	1	2

**WEEK 11 / THROUGH MONDAY, NOVEMBER 21, 2016**

<b>OFFENSE</b>	<b>K.C.</b>	<b>Denv.</b>	<b>Car.</b>	<b>Oak.</b>	<b>N.E.</b>	<b>NY-J</b>	<b>G.B.</b>	<b>Phil.</b>
GAMES (Won-Lost)	7-3	7-3	4-6	8-2	8-2	3-7	4-6	5-5
FIRST DOWNS	189	193	211	214	222	186	223	201
Rushing	54	54	63	58	71	55	53	70
Passing	125	118	131	130	123	108	144	114
Penalty	10	21	17	26	28	23	26	17
YDS GAINED (tot)	3338	3247	3523	3935	3871	3353	3627	3404
Avg per Game	333.8	324.7	352.3	393.5	387.1	335.3	362.7	340.4
RUSHING (net)	979	974	1075	1180	1183	1160	1006	1183
Avg per Game	97.9	97.4	107.5	118.0	118.3	116.0	100.6	118.3
Rushes	241	264	281	258	298	259	221	277
Yards per Rush	4.1	3.7	3.8	4.6	4.0	4.5	4.6	4.3
PASSING (net)	2359	2273	2448	2755	2688	2193	2621	2221
Avg per Game	235.9	227.3	244.8	275.5	268.8	219.3	262.1	222.1
Passes Att.	358	350	362	385	321	346	417	357
Completed	239	212	211	255	221	197	261	225
Pct Completed	66.8	60.6	58.3	66.2	68.8	56.9	62.6	63.0
Yards Gained	2487	2421	2639	2800	2811	2291	2778	2339
Sacked	22	26	25	11	20	21	24	21
Yards Lost	128	148	191	45	123	98	157	118
Had intercepted	4	8	11	4	1	15	8	7
Yards Opp Ret	95	93	75	5	2	101	85	58
Opp TDs on Int	0	1	2	0	0	1	0	0
PUNTS	48	48	46	47	42	48	31	45
Avg Yards	45.8	46.0	48.5	48.7	44.0	42.9	45.0	45.8
PUNT RETURNS	23	19	19	28	28	14	12	16
Avg Return	15.1	9.8	5.9	10.4	8.9	5.4	10.8	13.3
Returned for TD	0	0	0	0	0	0	0	0
KICKOFF RETURNS	24	13	23	17	20	22	18	18
Avg Return	21.4	22.5	20.7	20.6	18.9	24.2	19.3	33.7
Returned for TD	0	0	0	0	0	0	0	2
PENALTIES	61	72	66	98	64	61	63	83
Yards Penalized	452	607	554	821	596	491	536	665
FUMBLES BY	11	13	9	8	19	15	18	17
Fumbles Lost	6	7	8	3	7	5	8	6
Opp Fumbles	18	13	11	18	17	15	7	16
Opp Fum Lost	10	10	4	8	4	3	3	7
POSS. TIME (avg)	29:29	29:04	31:25	31:17	30:12	30:53	31:10	32:29
TOUCHDOWNS	22	25	27	31	33	19	28	24
Rushing	6	8	11	11	13	8	3	10
Passing	12	14	13	20	20	10	25	11
Returns	4	3	3	0	0	1	0	3
EXTRA-PT KICKS	19/20	22/23	22/24	26/26	30/33	17/19	23/25	20/21
2-PT CONVERSIONS	1/1	1/2	3/3	3/4	0/0	0/0	1/3	3/3
FIELD GOALS/FGA	23/26	21/24	18/22	18/24	13/16	16/18	18/21	23/27
POINTS SCORED	222	239	244	272	271	179	247	241
<b>DEFENSE</b>	<b>K.C.</b>	<b>Denv.</b>	<b>Car.</b>	<b>Oak.</b>	<b>N.E.</b>	<b>NY-J</b>	<b>G.B.</b>	<b>Phil.</b>
POINTS ALLOWED	187	189	246	243	180	244	276	186
OPP FIRST DOWNS	210	194	204	209	209	200	195	181
Rushing	55	60	52	60	57	49	44	58
Passing	140	112	144	125	133	133	134	101
Penalty	15	22	8	24	19	18	17	22
OPP YARDS GAINED	3737	3180	3535	3936	3552	3459	3567	3346
Avg per Game	373.7	318.0	353.5	393.6	355.2	345.9	356.7	334.6
OPP RUSHING (net)	1211	1237	818	1157	1031	854	911	1057
Avg per Game	121.1	123.7	81.8	115.7	103.1	85.4	91.1	105.7
Rushes	269	284	234	253	249	245	245	237
Yards per Rush	4.5	4.4	3.5	4.6	4.1	3.5	3.7	4.5
OPP PASSING (net)	2526	1943	2717	2779	2521	2605	2656	2289
Avg per Game	252.6	194.3	271.7	277.9	252.1	260.5	265.6	228.9
Passes Att.	375	344	380	365	382	362	327	340
Completed	233	193	255	226	238	234	212	196
Pct Completed	62.1	56.1	67.1	61.9	62.3	64.6	64.8	57.6
Sacked	19	29	30	15	21	19	24	26
Yards Lost	119	163	184	87	135	126	160	158
INTERCEPTED BY	13	10	10	9	5	6	7	9
Yards Returned	198	197	90	107	35	90	77	100
Returned for TD	3	2	1	0	0	0	0	1
OPP PUNT RETURNS	20	24	23	20	14	23	11	14
Avg return	6.0	6.2	13.2	12.2	5.6	9.0	8.9	11.4
OPP KICKOFF RET	20	19	16	27	23	19	21	20
Avg return	25.6	16.9	16.6	21.2	19.0	24.3	30.5	17.9
OPP TOUCHDOWNS	21	19	27	27	20	27	32	21
Rushing	4	9	5	9	6	6	8	5
Passing	17	9	19	18	14	16	22	15
Returns	0	1	3	0	0	5	2	1

**WEEK 11 / THROUGH MONDAY, NOVEMBER 21, 2016**

<b>OFFENSE</b>	<b>NFL/Avg</b>
GAMES (Won-Lost)	---
FIRST DOWNS	206.2
Rushing	58.5
Passing	127.6
Penalty	20.1
YDS GAINED (tot)	3564.1
Avg per Game	354.2
RUSHING (net)	1072.2
Avg per Game	106.6
Rushes	259.5
Yards per Rush	4.1
PASSING (net)	2491.9
Avg per Game	247.6
Passes Att.	364.4
Completed	230.9
Pct Completed	63.4
Yards Gained	2635.2
Sacked	22.4
Yards Lost	143.3
Had intercepted	7.7
Yards Opp Ret	91.2
Opp TDs on Int	0.7
PUNTS	45.8
Avg Yards	45.8
PUNT RETURNS	20.0
Avg Return	9.2
Returned for TD	0.3
KICKOFF RETURNS	19.2
Avg Return	22.2
Returned for TD	0.2
PENALTIES	70.6
Yards Penalized	608.0
FUMBLES BY	13.1
Fumbles Lost	5.6
Opp Fumbles	13.1
Opp Fum Lost	5.6
POSS. TIME (avg)	30:00
TOUCHDOWNS	25.8
Rushing	8.3
Passing	15.8
Returns	1.7
EXTRA POINTS (tot)	94%
Kicks Made/2Pt	54%
FIELD GOALS/FGA	17/20
POINTS SCORED	230.9

<b>DEFENSE</b>	<b>NFL/Avg</b>
POINTS ALLOWED	230.9
OPP FIRST DOWNS	206.2
Rushing	58.5
Passing	127.6
Penalty	20.1
OPP YARDS GAINED	3564.1
Avg per Game	354.2
OPP RUSHING (net)	1072.2
Avg per Game	106.6
Rushes	259.5
Yards per Rush	4.1
OPP PASSING (net)	2491.9
Avg per Game	247.6
Passes Att.	364.4
Completed	230.9
Pct Completed	63.4
Sacked	22.4
Yards Lost	143.3
INTERCEPTED BY	7.7
Yards Returned	91.2
Returned for TD	0.7
OPP PUNT RETURNS	20.0
Avg return	9.2
OPP KICKOFF RET	19.2
Avg return	22.2
OPP TOUCHDOWNS	25.8
Rushing	8.3
Passing	15.8
Returns	1.7



**WEEK 11 / THROUGH MONDAY, NOVEMBER 21, 2016**

## TEAM RANKINGS

**American Football Conference****Offense****Defense**

	Total	Rush	Pass	Total	Rush	Pass
Balt.	10	16	8	1	*1	4
Buff.	8	*1	16	6	7	6
Cin.	5	8	6	12	13	7
Cleve.	16	14	13	16	16	11
Denver	14	11	11	2	14	1
Hou.	15	3	15	3	8	2
Ind.	7	13	5	15	10	16
Jax	9	15	7	4	9	3
K.C.	12	10	10	13	12	9
Miami	13	5	14	7	15	5
N.E.	2	4	3	8	6	8
Jets	11	7	12	5	2	10
Oak.	1	6	1	14	11	15
Pitt.	6	12	4	11	5	13
S.D.	4	9	2	10	3	14
Tenn.	3	2	9	9	4	12

**National Football Conference****Offense****Defense**

	Total	Rush	Pass	Total	Rush	Pass
Ariz.	5	5	7	*1	5	*1
Atl.	3	6	2	15	11	16
Car.	8	7	12	8	1	14
Chi.	10	11	11	6	7	6
Dallas	4	1	9	7	2	11
Det.	13	14	10	11	12	8
G.B.	7	10	6	10	3	12
L.A.	15	13	15	3	10	3
Minn.	16	16	13	2	8	2
N.O.	*1	9	*1	14	9	15
Giants	12	15	5	9	4	10
Phil.	11	3	14	4	13	4
S.F.	14	2	16	16	16	7
Sea.	9	12	4	5	6	5
T.B.	6	8	8	13	15	13
Wash.	2	4	3	12	14	9

**National Football League****Offense****Defense**

	Total	Rush	Pass	Total	Rush	Pass
Ariz.	9	13	11	*1	10	*1
Atl.	3	14	2	28	16	31
Balt.	22	27	18	2	*1	7
Buff.	18	*1	32	12	20	11
Car.	15	15	20	15	2	27
Chi.	17	20	19	10	12	12
Cin.	10	12	14	24	28	13
Cleve.	29	25	27	31	31	22
Dallas	4	2	15	13	3	21
Denver	27	22	23	4	29	2
Det.	25	30	16	19	18	17
G.B.	13	19	10	18	6	23
Hou.	28	4	30	5	21	4
Ind.	14	24	12	30	24	32
Jax	21	26	17	7	23	5
K.C.	24	21	22	25	27	16
L.A.	31	29	28	6	15	6
Miami	26	8	29	14	30	8
Minn.	32	32	24	3	13	3
N.E.	6	6T	6	17	17	15
N.O.	*1	17	*1	27	14	30
Giants	20	31	9	16	8	20
Jets	23	11	26	11	4	19
Oak.	5	9	4	29	26	29
Phil.	19	6T	25	8	19	9
Pitt.	12	23	7	22	9	26
S.D.	8	18	5	21	5	28
S.F.	30	5	31	32	32	14
Sea.	16	28	8	9	11	10
T.B.	11	16	13	26	25	25
Tenn.	7	3	21	20	7	24
Wash.	2	10	3	23	22	18

T = Tied for position

\* = League Leader

**WEEK 11 / THROUGH MONDAY, NOVEMBER 21, 2016**

**AFC / TEAM/OFFENSE RANK**

Tm	(A)	(B)	(C)	(D)	(E)	(F)	(G)	(H)	(I)	(J)	(K)	(L)	(M)	(N)	(O)	(P)	(Q)
BAL	10	15	16	16	8	13	8	4	10t	15	12	15	2	4	10	11t	1
BUF	8	8	1	1	16	14	4	14	9	7	5	4	9	16	14	6	12
CIN	5	7	8	9	6	5	5	13	3	11	3	12	4	9	12	11t	13
CLE	16	13	14	5	13	15	14	16	15	12	2	11	16	10	6	16	16
DEN	14	14	11	15	11	10	10	11	10t	8	4	5	6	7	3	7	6t
HOU	15	16	3	7	15	16	12	6	13t	5	15	2	14	3	11	14	10
IND	7	9	13	13	5	8	7	15	4t	4	7t	13	3	1	1	4	2
JAC	9	12	15	10	7	12	15	5	7	14	10	14	7	5	13	13	8
KC	12	10	10	11	10	9	3	8	12	13	1	1	10	8	4	9	5
MIA	13	4	5	2	14	6	11	12	16	16	16	7	1	6	5	10	11
NE	2	1	4	12	3	1	1	9	2	1	6	8	13	14	7	3	9
NYJ	11	11	7	6	12	11	16	7	13t	9	9	16	5	15	15	15	4
OAK	1	2	6	4	1	3	2	1	4t	10	7t	3	12	2	2	2	14t
PIT	6	6	12	8	4	7	6	2	8	6	11	6	8	11	9	8	14t
SD	4	5	9	14	2	4	13	10	1	3	13t	9	15	13	8	1	3
TEN	3	3	2	3	9	2	9	3	6	2	13t	10	11	12	16	5	6t

**AFC / OPPONENT/DEFENSE RANK**

Tm	(A)	(B)	(C)	(D)	(E)	(F)	(G)	(H)	(I)	(J)	(K)	(L)	(M)	(N)	(O)	(P)	(Q)	(R)	(S)
BAL	1	2	1	1	4	3	2	5	1	2	16	14	4	5	9	2t	1	8	1
BUF	6	7	7	5	6	9	8	1	14	11	3	3	6	2	2	5t	14t	3	10
CIN	12	12	13	13	7	11	4	11	13	9	6t	9	13	8	8	9	7	12	8
CLE	16	15	16	16	11	16	10	15	16	16	15	6	12	10	11	16	3	16	16
DEN	2	1	14	11	1	1	3	2	4	6	5	5	1	16	14	4	11t	2	6
HOU	3	4	8	7	2	4	12	6	2	5	1	13	9	9	7	5t	16	13	11
IND	15	14	10	14	16	14	16	7	15	13	8t	10	5	15	16	14	9t	11	15
JAC	4	3	9	4	3	2	15	9	3	14	10	16	2	13	15	13	13	15	5
KC	13	10	12	12	9	7	1	13	12	15	8t	4	16	7	1	2t	4	4	14
MIA	7	5	15	10	5	5	6	4	8	1	12	8	10	1	3	8	5	10	13
NE	8	6	6	8	8	6	14	10	10t	12	4	2	3	4	4	1	2	1	2
NYJ	5	8	2	2	10	13	11	12	6	8	2	7	14	6	13	11	14t	14	12
OAK	14	16	11	15	15	15	7	16	10t	3	6t	15	7	12	6	10	9t	5	9
PIT	11	13	5	9	13	12	13	8	5	4	14	11	8	3	5	5t	11t	6	7
SD	10	9	3	3	14	8	5	14	9	10	13	1	11	11	12	15	6	7	4
TEN	9	11	4	6	12	10	9	3	7	7	11	12	15	14	10	12	8	9	3

- (A) Total Yards per Game
- (B) Yards per Play
- (C) Rushing Yards per Game
- (D) Rushing Yards per Attempt
- (E) Passing Net Yards per Game
- (F) Passing Net Yards per Play
- (G) Passing, Percent Had Intercepted
- (H) Sacks per Pass Play
- (I) First Downs per Game
- (J) Third Down Efficiency
- (K) Fourth Down Efficiency
- (L) Punt Return Average
- (M) Kickoff Return Average
- (N) Gross Punting Average
- (O) Net Punting Average
- (P) Points per Game
- (Q) Field Goal Percentage
- (R) Points per Game Differential
- (S) Net Yards per Game Differential

**WEEK 11 / THROUGH MONDAY, NOVEMBER 21, 2016**

**NFC / TEAM/OFFENSE RANK**

Tm	(A)	(B)	(C)	(D)	(E)	(F)	(G)	(H)	(I)	(J)	(K)	(L)	(M)	(N)	(O)	(P)	(Q)
ARI	5	11	5	7	7	13	14	14	3	7	15	15	8	16	16	10	12
ATL	3	1	6	5	2	1	5	12	5	10	5	5	6	8	5	1	3
CAR	8	10	7	10	12	9	15	11	8	8	4	16	12	3	14	6	11
CHI	10	5	11	4	11	8	10	9	12t	16	16	11	11	14	13	15	13t
DAL	4	3	1	1	9	2	2	4	2	2	1	9	5	5	11	2t	4
DET	13	7	14	12	10	6	4	10	10	6	3	1	9	1	1	9	6t
GB	7	8	10	3	6	12	8	5	6t	4	12t	6	14	10	6	5	6t
LA	15	15	13	15	15	15	16	13	16	13	9t	12	3	6	2	16	10
MIN	16	16	16	16	13	11	1	15	15	9	9t	4	2	13	7	12	13t
NO	1	4	9	9	1	4	7	3	1	1	2	7	15	2	3	2t	15
NYG	12	9	15	14	5	7	13	1	11	14	6	14	4	4	9	13t	2
PHI	11	13	3	6	14	14	9	7	9	15	7	3	1	9	10	7	8t
SF	14	14	2	8	16	16	11	16	12t	12	12t	13	13	11	12	13t	1
SEA	9	6	12	13	4	5	3	6	12t	11	8	8	10	12	8	11	5
TB	6	12	8	11	8	10	12	8	6t	5	11	10	16	7	4	8	16
WAS	2	2	4	2	3	3	6	2	4	3	14	2	7	15	15	4	8t

**NFC / OPPONENT/DEFENSE RANK**

Tm	(A)	(B)	(C)	(D)	(E)	(F)	(G)	(H)	(I)	(J)	(K)	(L)	(M)	(N)	(O)	(P)	(Q)	(R)	(S)
ARI	1	1	5	4	1	2	2	3	1	4	5	10	14	8	13	6	12	5	1
ATL	15	9	11	11	16	8	14	12	16	13	11	13	6	16	12	14	5t	4	5
CAR	8	7	1	1	14	11	4	2	7	3	13t	16	1	13	16	11	1t	11	10
CHI	6	6	7	5	6	6	15	8	8	6	16	14	10	14	14	10	14	15	9
DAL	7	11	2	12	11	10	16	13	10	9	6t	12	9	5	3	4t	8t	1	2
DET	11	10	12	9	8	13	11	10	12	15	6t	3	5	4	1	8	4	8	15
GB	10	14	3	6	12	16	7	5	4	10	12	8	16	3	7	13	16	13	7
LA	3	4	10	8	3	3	12	11	6	5	15	1	4	7	8	4t	5t	14	14
MIN	2	2	8	10	2	1	1	7	3	8	1	7	15	10	4	2	13	6	11
NO	14	13	9	7	15	14	13	14	13	11	4	6	11	11	5	15	15	10	4
NYG	9	5	4	3	10	5	6	16	5	7	6t	15	12	12	15	7	11	9	12
PHI	4	8	13	14	4	7	3	4	2	1	2	11	3	9	10	3	3	2	8
SF	16	16	16	16	7	12	9	15	15	16	6t	9	2	6	11	16	10	16	16
SEA	5	3	6	2	5	4	5	1	9	12	3	4	7	1	2	1	1t	3	6
TB	13	15	15	13	13	15	8	9	11	2	13t	2	8	2	9	12	8t	12	13
WAS	12	12	14	15	9	9	10	6	14	14	6t	5	13	15	6	9	7	7	3

- (A) Total Yards per Game
- (B) Yards per Play
- (C) Rushing Yards per Game
- (D) Rushing Yards per Attempt
- (E) Passing Net Yards per Game
- (F) Passing Net Yards per Play
- (G) Passing, Percent Had Intercepted
- (H) Sacks per Pass Play
- (I) First Downs per Game
- (J) Third Down Efficiency
- (K) Fourth Down Efficiency
- (L) Punt Return Average
- (M) Kickoff Return Average
- (N) Gross Punting Average
- (O) Net Punting Average
- (P) Points per Game
- (Q) Field Goal Percentage
- (R) Points per Game Differential
- (S) Net Yards per Game Differential

**WEEK 11 / THROUGH MONDAY, NOVEMBER 21, 2016**

**NFL / TEAM/OFFENSE RANK**

Tm	(A)	(B)	(C)	(D)	(E)	(F)	(G)	(H)	(I)	(J)	(K)	(L)	(M)	(N)	(O)	(P)	(Q)
BAL	22	28	27	27	18	28	18	8	20t	30	25	30	4	8	19	25t	1
BUF	18	15	1	1	32	29	7	30	17	17	9	12	18	31	28	10	24
CIN	10	13	12	16	14	11	10	28	10	22	6	26	6	18	23	25t	27
CLE	29	26	25	7	27	31	28	32	30	24	5	25	30	19	11	30	31t
DEN	27	27	22	26	23	21	20	24	20t	18	7t	13	12	13t	7	14	10t
HOU	28	31	4	12	30	32	25	10	24t	13	29t	5	28	5	21	28	21
IND	14	17	24	22	12	16	17	31	11t	11	12t	27	5	1	4	7	2
JAC	21	25	26	19	17	27	30	9	15	28	18t	29	13	10	27	27	17t
KC	24	19	21	20	22	19	6	16	23	25	4	3	19	17	8	19	9
MIA	26	8	8	2	29	14	24	27	31	31t	32	17	3	12	10	21	22t
NE	6	5	6t	21	6	2	1	17	9	2	11	19	27	27	12	6	20
NYJ	23	20	11	10	26	22	32	15	24t	19	16t	32	9	30	29	29	8
OAK	5	6	9	6	4	8	5	1	11t	20	12t	9	24	4	5	5	28t
PIT	12	12	23	14	7	15	16	3	16	14	22t	14	15	20	17	15	28t
SD	8	11	18	23	5	9	27	20	5	8	26t	22	29	23	13	2	6
TEN	7	7	3	3	21	7	19	7	14	5	26t	23	22t	21	30	8	10t
ARI	9	22	13	15	11	24	26	25	3	10	29t	28	16	32	32	18	22t
ATL	3	1	14	11	2	1	9	22	6	16	10	7	11	15	9	1	5
CAR	15	21	15	24	20	17	29	21	13	12	7t	31	22t	6	26	12	19
CHI	17	9	20	9	19	13	15	18	26t	31t	31	18	21	28	25	31	25t
DAL	4	3	2	4	15	3	3	6	2	3	1	15	10	9	22	3t	7
DET	25	14	30	28	16	10	8	19	19	9	3	1	17	2	1	17	13t
GB	13	16	19	8	10	23	13	11	7t	6	22t	8	26	22	14	11	13t
LA	31	30	29	31	28	26	31	23	32	26	18t	20	7	11	2	32	17t
MIN	32	32	32	32	24	20	2	26	29	15	18t	6	2	26	15	22	25t
NO	1	4	17	18	1	5	12	5	1	1	2	10	31	3	3	3t	30
NYG	20	18	31	30	9	12	23	2	22	27	14	24	8	7	18	23t	4
PHI	19	24	6t	13	25	25	14	13	18	29	15	4	1	16	20	13	15t
SF	30	29	5	17	31	30	21	29	26t	23	22t	21	25	24	24	23t	3
SEA	16	10	28	29	8	6	4	12	26t	21	16t	11	20	25	16	20	10t
TB	11	23	16	25	13	18	22	14	7t	7	21	16	32	13t	6	16	31t
WAS	2	2	10	5	3	4	11	4	4	4	26t	2	14	29	31	9	15t

- (A) Total Yards per Game
- (B) Yards per Play
- (C) Rushing Yards per Game
- (D) Rushing Yards per Attempt
- (E) Passing Net Yards per Game
- (F) Passing Net Yards per Play
- (G) Passing, Percent Had Intercepted
- (H) Sacks per Pass Play
- (I) First Downs per Game
- (J) Third Down Efficiency
- (K) Fourth Down Efficiency
- (L) Punt Return Average
- (M) Kickoff Return Average
- (N) Gross Punting Average
- (O) Net Punting Average
- (P) Points per Game
- (Q) Field Goal Percentage

**WEEK 11 / THROUGH MONDAY, NOVEMBER 21, 2016**

**NFL / OPPONENT/DEFENSE RANK**

Tm	(A)	(B)	(C)	(D)	(E)	(F)	(G)	(H)	(I)	(J)	(K)	(L)	(M)	(N)	(O)	(P)	(Q)	(R)	(S)
BAL	2	4	1	1	7	6	3	13	1	2	27t	27	7	10	20	5t	1	15	4
BUF	12	14	20	12	11	19	14	1	26	19	4	4	10	3	4	12t	29t	6	20
CIN	24	21	28	27	13	22	5	22	23t	17	9t	17	24	13t	18t	17	13t	24	17
CLE	31	31	31	30	22	31	17	31	31	32	26	13	21	18	22	31	3t	32	31
DEN	4	2	29	24	2	1	4	3	7	10	7t	8	2	32	29	9	22t	4	12
HOU	5	10	21	15	4	8	25	15	3	8	1t	26	14	15	10	12t	32	26	21
IND	30	30	24	28	32	27	32	17	29	22	12t	18	9	29t	31	26	18t	22	30
JAC	7	6	23	11	5	5	31	19	6	24	15t	32	3	25	30	25	28	29	11
KC	25	19	27	26	16	14	1	27	22	30	12t	6	30	12	1	5t	6	9	29
MIA	14	11	30	23	8	10	10	11	14	1	22	16	16	1	5	15	8	19	27
NE	17	12	17	16	15	13	29	20	19t	21	5	3	6	5	6	3	2	2	6
NYJ	11	15	4	2	19	25	22	25	12	16	3	15	25	11	28	21	29t	28	22
OAK	29	32	26	29	29	30	11	32	19t	4	9t	28	11	22	9	20	18t	10t	18
PIT	22	25	9	20	26	23	28	18	9t	7	25	20	12	4	7	12t	22t	12	16
SD	21	17	5	9	28	17	6	29	15t	18	23	2	18	19	23	28	10t	14	9t
TEN	20	20	7	14	24	20	15	9	13	11	21	25	27	26	21	23	15t	17	8
ARI	1	1	10	6	1	3	7	5	2	9	14	21	29	17	25	10	24	8	1
ATL	28	18	16	19	31	15	26	23	32	27	24	24	15	31	24	29	10t	7	7
CAR	15	13	2	3	27	21	9	4	15t	6	29t	31	1	27	32	22	3t	21	19
CHI	10	9	12	7	12	11	27	12	17	13	32	29	22	28	26	19	26	30	15
DAL	13	23	3	21	21	18	30	24	19t	20	15t	23	20	9	8	5t	15t	1	2
DET	19	22	18	17	17	26	21	16	25	29	15t	7	13	8	2	16	9	16	28
GB	18	27	6	8	23	32	16	7	8	23	27t	14	32	7	14	27	31	25	13
LA	6	7	15	13	6	4	23	21	11	12	31	1	8	16	15	5t	10t	27	26
MIN	3	3	13	18	3	2	2	10	5	15	1t	12	31	21	11	2	25	10t	23
NO	27	26	14	10	30	28	24	26	27	25	9t	11	23	23	12	30	27	20	5
NYG	16	8	8	5	20	9	13	30	9t	14	15t	30	26	24	27	11	21	18	24
PHI	8	16	19	25	9	12	8	6	4	3	6	22	5	20	17	4	7	3	14
SF	32	29	32	32	14	24	19	28	30	31	15t	19	4	13t	18t	32	18t	31	32
SEA	9	5	11	4	10	7	12	2	18	26	7t	9	17	2	3	1	3t	5	9t
TB	26	28	25	22	25	29	18	14	23t	5	29t	5	19	6	16	24	15t	23	25
WAS	23	24	22	31	18	16	20	8	28	28	15t	10	28	29t	13	18	13t	13	3

- (A) Total Yards per Game
- (B) Yards per Play
- (C) Rushing Yards per Game
- (D) Rushing Yards per Attempt
- (E) Passing Net Yards per Game
- (F) Passing Net Yards per Play
- (G) Passing, Percent Had Intercepted
- (H) Sacks per Pass Play
- (I) First Downs per Game
- (J) Third Down Efficiency
- (K) Fourth Down Efficiency
- (L) Punt Return Average
- (M) Kickoff Return Average
- (N) Gross Punting Average
- (O) Net Punting Average
- (P) Points per Game
- (Q) Field Goal Percentage
- (R) Points per Game Differential
- (S) Net Yards per Game Differential

**WEEK 11 / THROUGH MONDAY, NOVEMBER 21, 2016****AFC / TOTAL OFFENSE**

Rank	Team	Total	Rushing	Passing	Total	Rushing	Passing
1)	Oakland	3935	1180	2755	393.5	118.0	275.5
2)	New England	3871	1183	2688	387.1	118.3	268.8
3)	Tennessee	4212	1549	2663	382.9	140.8	242.1
4)	San Diego	3781	1030	2751	378.1	103.0	275.1
5)	Cincinnati	3727	1133	2594	372.7	113.3	259.4
6)	Pittsburgh	3644	962	2682	364.4	96.2	268.2
7)	Indianapolis	3566	958	2608	356.6	95.8	260.8
8)	Buffalo	3435	1578	1857	343.5	157.8	185.7
9)	Jacksonville	3375	876	2499	337.5	87.6	249.9
10)	Baltimore	3365	874	2491	336.5	87.4	249.1
11)	New York Jets	3353	1160	2193	335.3	116.0	219.3
12)	Kansas City	3338	979	2359	333.8	97.9	235.9
13)	Miami	3298	1181	2117	329.8	118.1	211.7
14)	Denver	3247	974	2273	324.7	97.4	227.3
15)	Houston	3133	1217	1916	313.3	121.7	191.6
16)	Cleveland	3422	1023	2399	311.1	93.0	218.1

**AFC / TOTAL DEFENSE**

Rank	Team	Total	Rushing	Passing	Total	Rushing	Passing
1)	Baltimore	2951	760	2191	295.1	76.0	219.1
2)	Denver	3180	1237	1943	318.0	123.7	194.3
3)	Houston	3182	1116	2066	318.2	111.6	206.6
4)	Jacksonville	3226	1130	2096	322.6	113.0	209.6
5)	New York Jets	3459	854	2605	345.9	85.4	260.5
6)	Buffalo	3460	1073	2387	346.0	107.3	238.7
7)	Miami	3506	1261	2245	350.6	126.1	224.5
8)	New England	3552	1031	2521	355.2	103.1	252.1
9)	Tennessee	3941	1013	2928	358.3	92.1	266.2
10)	San Diego	3619	874	2745	361.9	87.4	274.5
11)	Pittsburgh	3636	957	2679	363.6	95.7	267.9
12)	Cincinnati	3721	1234	2487	372.1	123.4	248.7
13)	Kansas City	3737	1211	2526	373.7	121.1	252.6
14)	Oakland	3936	1157	2779	393.6	115.7	277.9
15)	Indianapolis	3976	1131	2845	397.6	113.1	284.5
16)	Cleveland	4504	1583	2921	409.5	143.9	265.5



**WEEK 11 / THROUGH MONDAY, NOVEMBER 21, 2016****NFC / TOTAL OFFENSE**

Rank	Team	Total	Rushing	Passing	Total	Rushing	Passing
1)	New Orleans	4220	1052	3168	422.0	105.2	316.8
2)	Washington	4185	1171	3014	418.5	117.1	301.4
3)	Atlanta	4166	1076	3090	416.6	107.6	309.0
4)	Dallas	4131	1567	2564	413.1	156.7	256.4
5)	Arizona	3728	1117	2611	372.8	111.7	261.1
6)	Tampa Bay	3660	1060	2600	366.0	106.0	260.0
7)	Green Bay	3627	1006	2621	362.7	100.6	262.1
8)	Carolina	3523	1075	2448	352.3	107.5	244.8
9)	Seattle	3516	851	2665	351.6	85.1	266.5
10)	Chicago	3441	988	2453	344.1	98.8	245.3
11)	Philadelphia	3404	1183	2221	340.4	118.3	222.1
12)	New York Giants	3399	770	2629	339.9	77.0	262.9
13)	Detroit	3317	795	2522	331.7	79.5	252.2
14)	San Francisco	3096	1198	1898	309.6	119.8	189.8
15)	Los Angeles	2999	845	2154	299.9	84.5	215.4
16)	Minnesota	2938	700	2238	293.8	70.0	223.8

**NFC / TOTAL DEFENSE**

Rank	Team	Total	Rushing	Passing	Total	Rushing	Passing
1)	Arizona	2874	972	1902	287.4	97.2	190.2
2)	Minnesota	3069	1008	2061	306.9	100.8	206.1
3)	Los Angeles	3183	1026	2157	318.3	102.6	215.7
4)	Philadelphia	3346	1057	2289	334.6	105.7	228.9
5)	Seattle	3354	984	2370	335.4	98.4	237.0
6)	Chicago	3400	988	2412	340.0	98.8	241.2
7)	Dallas	3479	844	2635	347.9	84.4	263.5
8)	Carolina	3535	818	2717	353.5	81.8	271.7
9)	New York Giants	3549	922	2627	354.9	92.2	262.7
10)	Green Bay	3567	911	2656	356.7	91.1	265.6
11)	Detroit	3582	1046	2536	358.2	104.6	253.6
12)	Washington	3713	1121	2592	371.3	112.1	259.2
13)	Tampa Bay	3817	1147	2670	381.7	114.7	267.0
14)	New Orleans	3828	1021	2807	382.8	102.1	280.7
15)	Atlanta	3859	1029	2830	385.9	102.9	283.0
16)	San Francisco	4311	1795	2516	431.1	179.5	251.6

**WEEK 11 / THROUGH MONDAY, NOVEMBER 21, 2016****NFL / TOTAL OFFENSE**

Rank	Team	Total	Rushing	Passing	Total	Rushing	Passing
1)	New Orleans	4220	1052	3168	422.0	105.2	316.8
2)	Washington	4185	1171	3014	418.5	117.1	301.4
3)	Atlanta	4166	1076	3090	416.6	107.6	309.0
4)	Dallas	4131	1567	2564	413.1	156.7	256.4
5)	Oakland	3935	1180	2755	393.5	118.0	275.5
6)	New England	3871	1183	2688	387.1	118.3	268.8
7)	Tennessee	4212	1549	2663	382.9	140.8	242.1
8)	San Diego	3781	1030	2751	378.1	103.0	275.1
9)	Arizona	3728	1117	2611	372.8	111.7	261.1
10)	Cincinnati	3727	1133	2594	372.7	113.3	259.4
11)	Tampa Bay	3660	1060	2600	366.0	106.0	260.0
12)	Pittsburgh	3644	962	2682	364.4	96.2	268.2
13)	Green Bay	3627	1006	2621	362.7	100.6	262.1
14)	Indianapolis	3566	958	2608	356.6	95.8	260.8
15)	Carolina	3523	1075	2448	352.3	107.5	244.8
16)	Seattle	3516	851	2665	351.6	85.1	266.5
17)	Chicago	3441	988	2453	344.1	98.8	245.3
18)	Buffalo	3435	1578	1857	343.5	157.8	185.7
19)	Philadelphia	3404	1183	2221	340.4	118.3	222.1
20)	New York Giants	3399	770	2629	339.9	77.0	262.9
21)	Jacksonville	3375	876	2499	337.5	87.6	249.9
22)	Baltimore	3365	874	2491	336.5	87.4	249.1
23)	New York Jets	3353	1160	2193	335.3	116.0	219.3
24)	Kansas City	3338	979	2359	333.8	97.9	235.9
25)	Detroit	3317	795	2522	331.7	79.5	252.2
26)	Miami	3298	1181	2117	329.8	118.1	211.7
27)	Denver	3247	974	2273	324.7	97.4	227.3
28)	Houston	3133	1217	1916	313.3	121.7	191.6
29)	Cleveland	3422	1023	2399	311.1	93.0	218.1
30)	San Francisco	3096	1198	1898	309.6	119.8	189.8
31)	Los Angeles	2999	845	2154	299.9	84.5	215.4
32)	Minnesota	2938	700	2238	293.8	70.0	223.8

**NFL / TOTAL DEFENSE**

Rank	Team	Total	Rushing	Passing	Total	Rushing	Passing
1)	Arizona	2874	972	1902	287.4	97.2	190.2
2)	Baltimore	2951	760	2191	295.1	76.0	219.1
3)	Minnesota	3069	1008	2061	306.9	100.8	206.1
4)	Denver	3180	1237	1943	318.0	123.7	194.3
5)	Houston	3182	1116	2066	318.2	111.6	206.6
6)	Los Angeles	3183	1026	2157	318.3	102.6	215.7
7)	Jacksonville	3226	1130	2096	322.6	113.0	209.6
8)	Philadelphia	3346	1057	2289	334.6	105.7	228.9
9)	Seattle	3354	984	2370	335.4	98.4	237.0
10)	Chicago	3400	988	2412	340.0	98.8	241.2
11)	New York Jets	3459	854	2605	345.9	85.4	260.5
12)	Buffalo	3460	1073	2387	346.0	107.3	238.7
13)	Dallas	3479	844	2635	347.9	84.4	263.5
14)	Miami	3506	1261	2245	350.6	126.1	224.5
15)	Carolina	3535	818	2717	353.5	81.8	271.7
16)	New York Giants	3549	922	2627	354.9	92.2	262.7
17)	New England	3552	1031	2521	355.2	103.1	252.1
18)	Green Bay	3567	911	2656	356.7	91.1	265.6
19)	Detroit	3582	1046	2536	358.2	104.6	253.6
20)	Tennessee	3941	1013	2928	358.3	92.1	266.2
21)	San Diego	3619	874	2745	361.9	87.4	274.5
22)	Pittsburgh	3636	957	2679	363.6	95.7	267.9
23)	Washington	3713	1121	2592	371.3	112.1	259.2
24)	Cincinnati	3721	1234	2487	372.1	123.4	248.7
25)	Kansas City	3737	1211	2526	373.7	121.1	252.6
26)	Tampa Bay	3817	1147	2670	381.7	114.7	267.0
27)	New Orleans	3828	1021	2807	382.8	102.1	280.7
28)	Atlanta	3859	1029	2830	385.9	102.9	283.0
29)	Oakland	3936	1157	2779	393.6	115.7	277.9
30)	Indianapolis	3976	1131	2845	397.6	113.1	284.5
31)	Cleveland	4504	1583	2921	409.5	143.9	265.5
32)	San Francisco	4311	1795	2516	431.1	179.5	251.6

**WEEK 11 / THROUGH MONDAY, NOVEMBER 21, 2016**

**AFC / TAKE-AWAYS, GIVE-AWAYS**

Rank	Team	TAKE-AWAYS			GIVE-AWAYS			Net Diff
		Int	Fum	Total	Int	Fum	Total	
1)	Kansas City	13	10	23	4	6	10	= +13
2)	Oakland	9	8	17	4	3	7	= +10
3)	Buffalo	8	6	14	4	2	6	= +8
4)	Denver	10	10	20	8	7	15	= +5
5)	Baltimore	11	6	17	9	5	14	= +3
6t)	Cincinnati	10	3	13	6	5	11	= +2
6t)	Pittsburgh	5	7	12	8	2	10	= +2
8)	New England	5	4	9	1	7	8	= +1
9)	Miami	9	4	13	8	5	13	= 0
10)	Tennessee	9	2	11	8	5	13	= -2
11t)	Indianapolis	3	5	8	8	3	11	= -3
11t)	San Diego	11	8	19	11	11	22	= -3
13)	Houston	5	4	9	10	5	15	= -6
14)	Cleveland	8	2	10	12	5	17	= -7
15)	New York Jets	6	3	9	15	5	20	= -11
16)	Jacksonville	3	4	7	13	9	22	= -15
<b>Totals</b>		<b>125</b>	<b>86</b>	<b>211</b>	<b>129</b>	<b>85</b>	<b>214</b>	<b>= -3</b>

**NFC / TAKE-AWAYS, GIVE-AWAYS**

Rank	Team	TAKE-AWAYS			GIVE-AWAYS			Net Diff
		Int	Fum	Total	Int	Fum	Total	
1)	Minnesota	12	8	20	2	5	7	= +13
2)	Seattle	9	3	12	3	3	6	= +6
3)	Dallas	4	7	11	2	5	7	= +4
4t)	Atlanta	6	5	11	5	3	8	= +3
4t)	Philadelphia	9	7	16	7	6	13	= +3
6t)	Detroit	6	4	10	5	3	8	= +2
6t)	Washington	7	7	14	7	5	12	= +2
8)	Tampa Bay	7	10	17	10	6	16	= +1
9)	New Orleans	6	9	15	8	7	15	= 0
10)	Arizona	9	8	17	12	6	18	= -1
11t)	Los Angeles	6	6	12	11	4	15	= -3
11t)	San Francisco	7	8	15	8	10	18	= -3
13)	Carolina	10	4	14	11	8	19	= -5
14t)	Chicago	5	3	8	7	7	14	= -6
14t)	Green Bay	7	3	10	8	8	16	= -6
16)	New York Giants	10	1	11	10	8	18	= -7
<b>Totals</b>		<b>120</b>	<b>93</b>	<b>213</b>	<b>116</b>	<b>94</b>	<b>210</b>	<b>= +3</b>

**NFL / TAKE-AWAYS, GIVE-AWAYS**

Rank	Team	TAKE-AWAYS			GIVE-AWAYS			Net Diff
		Int	Fum	Total	Int	Fum	Total	
1t)	Kansas City	13	10	23	4	6	10	= +13
1t)	Minnesota	12	8	20	2	5	7	= +13
3)	Oakland	9	8	17	4	3	7	= +10
4)	Buffalo	8	6	14	4	2	6	= +8
5)	Seattle	9	3	12	3	3	6	= +6
6)	Denver	10	10	20	8	7	15	= +5
7)	Dallas	4	7	11	2	5	7	= +4
8t)	Baltimore	11	6	17	9	5	14	= +3
8t)	Atlanta	6	5	11	5	3	8	= +3
8t)	Philadelphia	9	7	16	7	6	13	= +3
11t)	Cincinnati	10	3	13	6	5	11	= +2
11t)	Pittsburgh	5	7	12	8	2	10	= +2
11t)	Detroit	6	4	10	5	3	8	= +2
11t)	Washington	7	7	14	7	5	12	= +2
15t)	New England	5	4	9	1	7	8	= +1
15t)	Tampa Bay	7	10	17	10	6	16	= +1
17t)	Miami	9	4	13	8	5	13	= 0
17t)	New Orleans	6	9	15	8	7	15	= 0
19)	Arizona	9	8	17	12	6	18	= -1
20)	Tennessee	9	2	11	8	5	13	= -2
21t)	Indianapolis	3	5	8	8	3	11	= -3
21t)	San Diego	11	8	19	11	11	22	= -3
21t)	Los Angeles	6	6	12	11	4	15	= -3
21t)	San Francisco	7	8	15	8	10	18	= -3
25)	Carolina	10	4	14	11	8	19	= -5
26t)	Houston	5	4	9	10	5	15	= -6
26t)	Chicago	5	3	8	7	7	14	= -6
26t)	Green Bay	7	3	10	8	8	16	= -6
29t)	Cleveland	8	2	10	12	5	17	= -7
29t)	New York Giants	10	1	11	10	8	18	= -7
31)	New York Jets	6	3	9	15	5	20	= -11
32)	Jacksonville	3	4	7	13	9	22	= -15
<b>Totals</b>		<b>245</b>	<b>179</b>	<b>424</b>	<b>245</b>	<b>179</b>	<b>424</b>	<b>= 0</b>

**WEEK 11 / THROUGH MONDAY, NOVEMBER 21, 2016****AFC / TEAM/OFFENSE INSIDE THE 20**

<b>Rank</b>	<b>Team</b>	<b>Poss</b>	<b>Pts</b>	<b>TD</b>	<b>TD%</b>	<b>FG</b>	<b>Score</b>	<b>Score%</b>
1)	Tennessee	36	205	27	75.0	7	34	94.4
2)	Indianapolis	32	186	23	71.9	8	31	96.9
3)	New England	37	193	24	64.9	9	33	89.2
4)	Oakland	33	180	21	63.6	11	32	97.0
5)	Buffalo	30	159	19	63.3	8	27	90.0
6)	Pittsburgh	29	141	18	62.1	6	24	82.8
7)	Jacksonville	30	145	18	60.0	6	24	80.0
8)	Cleveland	27	128	16	59.3	6	22	81.5
9)	Cincinnati	30	149	17	56.7	11	28	93.3
10)	Baltimore	23	106	12	52.2	7	19	82.6
11t)	Miami	30	138	15	50.0	11	26	86.7
11t)	San Diego	46	209	23	50.0	17	40	87.0
13)	Denver	33	149	16	48.5	13	29	87.9
14)	Houston	28	122	12	42.9	13	25	89.3
15)	Kansas City	34	138	14	41.2	14	28	82.4
16)	New York Jets	35	138	14	40.0	14	28	80.0

**AFC / OPPONENTS/DEFENSE INSIDE THE 20**

<b>Rank</b>	<b>Team</b>	<b>Poss</b>	<b>Pts</b>	<b>TD</b>	<b>TD%</b>	<b>FG</b>	<b>Score</b>	<b>Score%</b>
1)	Pittsburgh	33	138	14	42.4	14	28	84.8
2t)	Houston	32	155	16	50.0	14	30	93.8
2t)	Kansas City	32	139	16	50.0	9	25	78.1
4)	Oakland	41	186	21	51.2	13	34	82.9
5)	Jacksonville	35	173	18	51.4	16	34	97.1
6)	Denver	31	150	16	51.6	13	29	93.5
7)	Indianapolis	36	170	19	52.8	14	33	91.7
8)	Buffalo	32	151	17	53.1	11	28	87.5
9)	New York Jets	28	136	15	53.6	10	25	89.3
10)	Miami	26	122	14	53.8	8	22	84.6
11)	New England	32	154	18	56.3	10	28	87.5
12)	Tennessee	37	184	21	56.8	13	34	91.9
13)	Baltimore	22	108	13	59.1	6	19	86.4
14)	Cincinnati	31	153	19	61.3	8	27	87.1
15)	Cleveland	40	216	26	65.0	11	37	92.5
16)	San Diego	38	204	25	65.8	10	35	92.1

**WEEK 11 / THROUGH MONDAY, NOVEMBER 21, 2016****NFC / TEAM/OFFENSE INSIDE THE 20**

<b>Rank</b>	<b>Team</b>	<b>Poss</b>	<b>Pts</b>	<b>TD</b>	<b>TD%</b>	<b>FG</b>	<b>Score</b>	<b>Score%</b>
1)	New Orleans	16	98	13	81.3	2	15	93.8
2)	Carolina	12	73	9	75.0	3	12	100.0
3)	San Francisco	15	90	11	73.3	4	15	100.0
4)	Tampa Bay	10	50	7	70.0	1	8	80.0
5t)	Dallas	15	85	10	66.7	5	15	100.0
5t)	Green Bay	12	65	8	66.7	3	11	91.7
7t)	Detroit	15	80	9	60.0	6	15	100.0
7t)	Los Angeles	5	27	3	60.0	2	5	100.0
9)	Arizona	17	85	10	58.8	5	15	88.2
10)	Philadelphia	18	90	10	55.6	7	17	94.4
11)	Atlanta	22	109	12	54.5	8	20	90.9
12)	Minnesota	13	65	7	53.8	5	12	92.3
13)	Chicago	15	68	8	53.3	4	12	80.0
14)	Seattle	12	59	6	50.0	6	12	100.0
15)	New York Giants	13	56	6	46.2	5	11	84.6
16)	Washington	20	79	7	35.0	10	17	85.0

**NFC / OPPONENTS/DEFENSE INSIDE THE 20**

<b>Rank</b>	<b>Team</b>	<b>Poss</b>	<b>Pts</b>	<b>TD</b>	<b>TD%</b>	<b>FG</b>	<b>Score</b>	<b>Score%</b>
1)	Green Bay	7	30	3	42.9	3	6	85.7
2)	Seattle	9	38	4	44.4	3	7	77.8
3t)	Carolina	11	51	5	45.5	5	10	90.9
3t)	New York Giants	11	50	5	45.5	5	10	90.9
3t)	Philadelphia	11	44	5	45.5	3	8	72.7
6)	New Orleans	18	88	10	55.6	6	16	88.9
7)	Chicago	16	80	9	56.3	6	15	93.8
8)	Washington	19	92	11	57.9	5	16	84.2
9t)	Dallas	17	84	10	58.8	5	15	88.2
9t)	San Francisco	17	90	10	58.8	7	17	100.0
11)	Tampa Bay	15	81	9	60.0	6	15	100.0
12)	Minnesota	11	57	7	63.6	3	10	90.9
13)	Los Angeles	17	86	11	64.7	4	15	88.2
14)	Arizona	10	58	7	70.0	3	10	100.0
15)	Atlanta	15	93	12	80.0	2	14	93.3
16)	Detroit	16	100	13	81.3	3	16	100.0

**WEEK 11 / THROUGH MONDAY, NOVEMBER 21, 2016****NFL / TEAM/OFFENSE INSIDE THE 20**

Rank	Team	Poss	Pts	TD	TD%	FG	Score	Score%
1t)	Indianapolis	11	74	10	90.9	1	11	100.0
1t)	Oakland	11	73	10	90.9	1	11	100.0
3)	Carolina	12	73	9	75.0	3	12	100.0
4)	New Orleans	11	63	8	72.7	2	10	90.9
5)	Pittsburgh	7	38	5	71.4	1	6	85.7
6t)	San Francisco	10	59	7	70.0	3	10	100.0
6t)	Tampa Bay	10	50	7	70.0	1	8	80.0
8t)	Buffalo	6	34	4	66.7	2	6	100.0
8t)	Dallas	12	68	8	66.7	4	12	100.0
8t)	Green Bay	12	65	8	66.7	3	11	91.7
8t)	Los Angeles	3	17	2	66.7	1	3	100.0
12)	Jacksonville	11	55	7	63.6	2	9	81.8
13)	Baltimore	8	44	5	62.5	3	8	100.0
14)	Arizona	13	65	8	61.5	3	11	84.6
15)	Tennessee	10	49	6	60.0	3	9	90.0
16)	Chicago	12	55	7	58.3	2	9	75.0
17)	Miami	9	40	5	55.6	2	7	77.8
18)	Atlanta	20	99	11	55.0	7	18	90.0
19)	Detroit	11	56	6	54.5	5	11	100.0
20)	Philadelphia	15	73	8	53.3	6	14	93.3
21t)	Cleveland	10	38	5	50.0	1	6	60.0
21t)	Denver	12	55	6	50.0	5	11	91.7
21t)	Kansas City	10	46	5	50.0	4	9	90.0
21t)	New England	10	47	5	50.0	4	9	90.0
21t)	San Diego	14	63	7	50.0	5	12	85.7
21t)	Seattle	12	59	6	50.0	6	12	100.0
27)	New York Giants	11	46	5	45.5	4	9	81.8
28)	New York Jets	18	69	7	38.9	7	14	77.8
29)	Washington	19	76	7	36.8	9	16	84.2
30)	Houston	9	36	3	33.3	5	8	88.9
31)	Cincinnati	13	52	4	30.8	8	12	92.3
32)	Minnesota	7	27	2	28.6	4	6	85.7

**NFL / OPPONENTS/DEFENSE INSIDE THE 20**

Rank	Team	Poss	Pts	TD	TD%	FG	Score	Score%
1)	Kansas City	13	39	3	23.1	6	9	69.2
2)	New York Giants	8	29	2	25.0	5	7	87.5
3)	Philadelphia	7	20	2	28.6	2	4	57.1
4)	Pittsburgh	12	49	4	33.3	7	11	91.7
5)	Buffalo	12	47	5	41.7	4	9	75.0
6)	Green Bay	7	30	3	42.9	3	6	85.7
7t)	Seattle	9	38	4	44.4	3	7	77.8
7t)	Tennessee	9	40	4	44.4	4	8	88.9
9)	Carolina	11	51	5	45.5	5	10	90.9
10t)	Houston	10	50	5	50.0	5	10	100.0
10t)	Miami	12	54	6	50.0	4	10	83.3
10t)	New York Jets	10	47	5	50.0	4	9	90.0
13)	Oakland	17	82	9	52.9	6	15	88.2
14t)	Dallas	15	70	8	53.3	5	13	86.7
14t)	Indianapolis	15	72	8	53.3	6	14	93.3
16)	New Orleans	18	88	10	55.6	6	16	88.9
17t)	Arizona	7	37	4	57.1	3	7	100.0
17t)	Chicago	14	70	8	57.1	5	13	92.9
17t)	San Francisco	14	73	8	57.1	6	14	100.0
20t)	Cincinnati	10	48	6	60.0	3	9	90.0
20t)	Tampa Bay	15	81	9	60.0	6	15	100.0
22)	Jacksonville	13	68	8	61.5	4	12	92.3
23)	Washington	16	82	10	62.5	4	14	87.5
24)	Los Angeles	14	70	9	64.3	3	12	85.7
25)	Denver	10	55	7	70.0	2	9	90.0
26t)	Cleveland	14	81	10	71.4	4	14	100.0
26t)	Minnesota	7	37	5	71.4	1	6	85.7
28)	New England	8	48	6	75.0	2	8	100.0
29)	San Diego	16	96	13	81.3	2	15	93.8
30t)	Atlanta	13	83	11	84.6	1	12	92.3
30t)	Detroit	13	83	11	84.6	2	13	100.0
32)	Baltimore	8	48	7	87.5	0	7	87.5



**WEEK 11 / THROUGH MONDAY, NOVEMBER 21, 2016****AFC / OFFENSE/TEAMS: FIRST DOWNS, THIRD DOWNS, FOURTH DOWNS**

Rank	Team	FIRST DOWNS				THIRD DOWNS			FOURTH DOWNS		
		Total	Rush	Pass	Pen	Made	Att	Pct	Made	Att	Pct
1)	San Diego	228	58	143	27	56	128	43.8	2	6	33.3
2)	New England	222	71	123	28	65	134	48.5	4	7	57.1
3)	Cincinnati	218	63	130	25	48	129	37.2	4	6	66.7
4t)	Indianapolis	214	61	130	23	54	131	41.2	5	9	55.6
4t)	Oakland	214	58	130	26	50	133	37.6	5	9	55.6
6)	Tennessee	232	76	130	26	69	147	46.9	3	9	33.3
7)	Jacksonville	207	38	143	26	46	133	34.6	5	11	45.5
8)	Pittsburgh	206	49	139	18	52	128	40.6	5	12	41.7
9)	Buffalo	202	88	93	21	51	131	38.9	6	10	60.0
10t)	Baltimore	193	44	123	26	49	146	33.6	4	11	36.4
10t)	Denver	193	54	118	21	51	133	38.3	5	8	62.5
12)	Kansas City	189	54	125	10	47	132	35.6	6	8	75.0
13t)	Houston	186	64	108	14	61	150	40.7	3	12	25.0
13t)	New York Jets	186	55	108	23	50	131	38.2	4	8	50.0
15)	Cleveland	196	47	130	19	51	143	35.7	9	13	69.2
16)	Miami	177	61	100	16	38	114	33.3	0	4	0.0
	<b>Totals</b>	<b>3263</b>	<b>941</b>	<b>1973</b>	<b>349</b>	<b>838</b>	<b>2143</b>	<b>39.1</b>	<b>70</b>	<b>143</b>	<b>49.0</b>

**AFC / DEFENSE/OPPONENTS: FIRST DOWNS, THIRD DOWNS, FOURTH DOWNS**

Rank	Team	FIRST DOWNS				THIRD DOWNS			FOURTH DOWNS		
		Total	Rush	Pass	Pen	Made	Att	Pct	Made	Att	Pct
1)	Baltimore	161	30	116	15	46	136	33.8	8	11	72.7
2)	Houston	177	58	101	18	50	134	37.3	1	8	12.5
3)	Jacksonville	192	64	104	24	63	150	42.0	4	8	50.0
4)	Denver	194	60	112	22	53	140	37.9	4	11	36.4
5)	Pittsburgh	197	55	119	23	50	135	37.0	8	12	66.7
6)	New York Jets	200	49	133	18	49	125	39.2	1	6	16.7
7)	Tennessee	222	51	151	20	54	141	38.3	5	9	55.6
8)	Miami	203	56	117	30	41	130	31.5	4	7	57.1
9)	San Diego	204	60	131	13	51	129	39.5	7	11	63.6
10t)	New England	209	57	133	19	54	132	40.9	4	13	30.8
10t)	Oakland	209	60	125	24	44	124	35.5	3	8	37.5
12)	Kansas City	210	55	140	15	63	135	46.7	4	10	40.0
13)	Cincinnati	211	62	127	22	50	127	39.4	3	8	37.5
14)	Buffalo	214	64	124	26	51	127	40.2	2	9	22.2
15)	Indianapolis	234	59	150	25	49	119	41.2	2	5	40.0
16)	Cleveland	261	86	156	19	69	140	49.3	5	7	71.4
	<b>Totals</b>	<b>3298</b>	<b>926</b>	<b>2039</b>	<b>333</b>	<b>837</b>	<b>2124</b>	<b>39.4</b>	<b>65</b>	<b>143</b>	<b>45.5</b>

**WEEK 11 / THROUGH MONDAY, NOVEMBER 21, 2016****NFC / OFFENSE/TEAMS: FIRST DOWNS, THIRD DOWNS, FOURTH DOWNS**

Rank	Team	FIRST DOWNS				THIRD DOWNS			FOURTH DOWNS		
		Total	Rush	Pass	Pen	Made	Att	Pct	Made	Att	Pct
1)	New Orleans	250	64	171	15	70	139	50.4	6	7	85.7
2)	Dallas	246	97	131	18	60	124	48.4	7	7	100.0
3)	Arizona	232	61	145	26	59	141	41.8	1	4	25.0
4)	Washington	230	62	147	21	61	129	47.3	3	9	33.3
5)	Atlanta	226	66	148	12	44	112	39.3	7	12	58.3
6t)	Green Bay	223	53	144	26	64	137	46.7	5	12	41.7
6t)	Tampa Bay	223	48	146	29	64	141	45.4	3	7	42.9
8)	Carolina	211	63	131	17	58	141	41.1	5	8	62.5
9)	Philadelphia	201	70	114	17	45	134	33.6	7	13	53.8
10)	Detroit	199	45	129	25	51	119	42.9	5	6	83.3
11)	New York Giants	190	46	124	20	45	127	35.4	6	11	54.5
12t)	Chicago	185	52	125	8	39	117	33.3	1	7	14.3
12t)	San Francisco	185	71	101	13	51	142	35.9	5	12	41.7
12t)	Seattle	185	45	126	14	47	126	37.3	2	4	50.0
15)	Minnesota	180	42	121	17	56	140	40.0	5	11	45.5
16)	Los Angeles	169	46	107	16	49	138	35.5	5	11	45.5
	<b>Totals</b>	<b>3335</b>	<b>931</b>	<b>2110</b>	<b>294</b>	<b>863</b>	<b>2107</b>	<b>41.0</b>	<b>73</b>	<b>141</b>	<b>51.8</b>

**NFC / DEFENSE/OPPONENTS: FIRST DOWNS, THIRD DOWNS, FOURTH DOWNS**

Rank	Team	FIRST DOWNS				THIRD DOWNS			FOURTH DOWNS		
		Total	Rush	Pass	Pen	Made	Att	Pct	Made	Att	Pct
1)	Arizona	165	57	95	13	53	141	37.6	4	9	44.4
2)	Philadelphia	181	58	101	22	44	125	35.2	5	14	35.7
3)	Minnesota	190	52	115	23	51	132	38.6	1	8	12.5
4)	Green Bay	195	44	134	17	52	126	41.3	8	11	72.7
5)	New York Giants	197	58	124	15	60	156	38.5	4	8	50.0
6)	Los Angeles	199	59	114	26	51	133	38.3	5	6	83.3
7)	Carolina	204	52	144	8	48	131	36.6	8	10	80.0
8)	Chicago	207	54	131	22	53	138	38.4	10	11	90.9
9)	Seattle	208	58	126	24	63	146	43.2	4	11	36.4
10)	Dallas	209	50	141	18	46	114	40.4	3	6	50.0
11)	Tampa Bay	211	61	134	16	44	123	35.8	4	5	80.0
12)	Detroit	212	64	129	19	60	129	46.5	3	6	50.0
13)	New Orleans	221	61	144	16	53	126	42.1	3	8	37.5
14)	Washington	226	64	137	25	57	124	46.0	5	10	50.0
15)	San Francisco	236	92	120	24	70	148	47.3	2	4	50.0
16)	Atlanta	239	62	155	22	59	134	44.0	9	14	64.3
	<b>Totals</b>	<b>3300</b>	<b>946</b>	<b>2044</b>	<b>310</b>	<b>864</b>	<b>2126</b>	<b>40.6</b>	<b>78</b>	<b>141</b>	<b>55.3</b>

**WEEK 11 / THROUGH MONDAY, NOVEMBER 21, 2016**

**NFL / OFFENSE/TEAMS: FIRST DOWNS, THIRD DOWNS, FOURTH DOWNS**

Rank	Team	FIRST DOWNS				THIRD DOWNS			FOURTH DOWNS		
		Total	Rush	Pass	Pen	Made	Att	Pct	Made	Att	Pct
1)	New Orleans	250	64	171	15	70	139	50.4	6	7	85.7
2)	Dallas	246	97	131	18	60	124	48.4	7	7	100.0
3)	Arizona	232	61	145	26	59	141	41.8	1	4	25.0
4)	Washington	230	62	147	21	61	129	47.3	3	9	33.3
5)	San Diego	228	58	143	27	56	128	43.8	2	6	33.3
6)	Atlanta	226	66	148	12	44	112	39.3	7	12	58.3
7t)	Green Bay	223	53	144	26	64	137	46.7	5	12	41.7
7t)	Tampa Bay	223	48	146	29	64	141	45.4	3	7	42.9
9)	New England	222	71	123	28	65	134	48.5	4	7	57.1
10)	Cincinnati	218	63	130	25	48	129	37.2	4	6	66.7
11t)	Indianapolis	214	61	130	23	54	131	41.2	5	9	55.6
11t)	Oakland	214	58	130	26	50	133	37.6	5	9	55.6
13)	Carolina	211	63	131	17	58	141	41.1	5	8	62.5
14)	Tennessee	232	76	130	26	69	147	46.9	3	9	33.3
15)	Jacksonville	207	38	143	26	46	133	34.6	5	11	45.5
16)	Pittsburgh	206	49	139	18	52	128	40.6	5	12	41.7
17)	Buffalo	202	88	93	21	51	131	38.9	6	10	60.0
18)	Philadelphia	201	70	114	17	45	134	33.6	7	13	53.8
19)	Detroit	199	45	129	25	51	119	42.9	5	6	83.3
20t)	Baltimore	193	44	123	26	49	146	33.6	4	11	36.4
20t)	Denver	193	54	118	21	51	133	38.3	5	8	62.5
22)	New York Giants	190	46	124	20	45	127	35.4	6	11	54.5
23)	Kansas City	189	54	125	10	47	132	35.6	6	8	75.0
24t)	Houston	186	64	108	14	61	150	40.7	3	12	25.0
24t)	New York Jets	186	55	108	23	50	131	38.2	4	8	50.0
26t)	Chicago	185	52	125	8	39	117	33.3	1	7	14.3
26t)	San Francisco	185	71	101	13	51	142	35.9	5	12	41.7
26t)	Seattle	185	45	126	14	47	126	37.3	2	4	50.0
29)	Minnesota	180	42	121	17	56	140	40.0	5	11	45.5
30)	Cleveland	196	47	130	19	51	143	35.7	9	13	69.2
31)	Miami	177	61	100	16	38	114	33.3	0	4	0.0
32)	Los Angeles	169	46	107	16	49	138	35.5	5	11	45.5
	<b>Totals</b>	<b>6598</b>	<b>1872</b>	<b>4083</b>	<b>643</b>	<b>1701</b>	<b>4250</b>	<b>40.0</b>	<b>143</b>	<b>284</b>	<b>50.4</b>

**NFL / DEFENSE/OPPONENTS: FIRST DOWNS, THIRD DOWNS, FOURTH DOWNS**

Rank	Team	FIRST DOWNS				THIRD DOWNS			FOURTH DOWNS		
		Total	Rush	Pass	Pen	Made	Att	Pct	Made	Att	Pct
1)	Baltimore	161	30	116	15	46	136	33.8	8	11	72.7
2)	Arizona	165	57	95	13	53	141	37.6	4	9	44.4
3)	Houston	177	58	101	18	50	134	37.3	1	8	12.5
4)	Philadelphia	181	58	101	22	44	125	35.2	5	14	35.7
5)	Minnesota	190	52	115	23	51	132	38.6	1	8	12.5
6)	Jacksonville	192	64	104	24	63	150	42.0	4	8	50.0
7)	Denver	194	60	112	22	53	140	37.9	4	11	36.4
8)	Green Bay	195	44	134	17	52	126	41.3	8	11	72.7
9t)	Pittsburgh	197	55	119	23	50	135	37.0	8	12	66.7
9t)	New York Giants	197	58	124	15	60	156	38.5	4	8	50.0
11)	Los Angeles	199	59	114	26	51	133	38.3	5	6	83.3
12)	New York Jets	200	49	133	18	49	125	39.2	1	6	16.7
13)	Tennessee	222	51	151	20	54	141	38.3	5	9	55.6
14)	Miami	203	56	117	30	41	130	31.5	4	7	57.1
15t)	San Diego	204	60	131	13	51	129	39.5	7	11	63.6
15t)	Carolina	204	52	144	8	48	131	36.6	8	10	80.0
17)	Chicago	207	54	131	22	53	138	38.4	10	11	90.9
18)	Seattle	208	58	126	24	63	146	43.2	4	11	36.4
19t)	New England	209	57	133	19	54	132	40.9	4	13	30.8
19t)	Oakland	209	60	125	24	44	124	35.5	3	8	37.5
19t)	Dallas	209	50	141	18	46	114	40.4	3	6	50.0
22)	Kansas City	210	55	140	15	63	135	46.7	4	10	40.0
23t)	Cincinnati	211	62	127	22	50	127	39.4	3	8	37.5
23t)	Tampa Bay	211	61	134	16	44	123	35.8	4	5	80.0
25)	Detroit	212	64	129	19	60	129	46.5	3	6	50.0
26)	Buffalo	214	64	124	26	51	127	40.2	2	9	22.2
27)	New Orleans	221	61	144	16	53	126	42.1	3	8	37.5
28)	Washington	226	64	137	25	57	124	46.0	5	10	50.0
29)	Indianapolis	234	59	150	25	49	119	41.2	2	5	40.0
30)	San Francisco	236	92	120	24	70	148	47.3	2	4	50.0
31)	Cleveland	261	86	156	19	69	140	49.3	5	7	71.4
32)	Atlanta	239	62	155	22	59	134	44.0	9	14	64.3
	<b>Totals</b>	<b>6598</b>	<b>1872</b>	<b>4083</b>	<b>643</b>	<b>1701</b>	<b>4250</b>	<b>40.0</b>	<b>143</b>	<b>284</b>	<b>50.4</b>

**WEEK 11 / THROUGH MONDAY, NOVEMBER 21, 2016****AFC / FIRST-DOWN PLAYS BY TEAMS**

<b>Rank</b>	<b>Team</b>	<b>Yds/Play</b>	<b>Plays</b>	<b>Yards</b>
1)	Miami	6.04	262	1583
2)	New England	5.78	292	1688
3)	Tennessee	5.68	313	1779
4)	Kansas City	5.63	276	1553
5)	Oakland	5.55	292	1620
6)	Buffalo	5.47	276	1511
7)	Indianapolis	5.44	295	1604
8)	San Diego	5.40	308	1662
9)	Jacksonville	5.34	293	1566
10)	Cincinnati	5.34	297	1585
11)	Cleveland	5.16	292	1508
12)	Denver	5.15	283	1457
13)	Baltimore	5.07	289	1466
14)	Pittsburgh	5.03	289	1455
15)	New York Jets	4.67	270	1261
16)	Houston	4.58	284	1301
	<b>TOTAL</b>	<b>5.33</b>	<b>4611</b>	<b>24599</b>

**AFC / FIRST-DOWN PLAYS BY OPPONENTS**

<b>Rank</b>	<b>Team</b>	<b>Yds/Play</b>	<b>Plays</b>	<b>Yards</b>
1)	Jacksonville	4.39	272	1194
2)	Baltimore	4.59	254	1167
3)	New England	5.19	288	1496
4)	New York Jets	5.20	284	1476
5)	Denver	5.22	286	1493
6)	Miami	5.22	296	1546
7)	Kansas City	5.37	295	1585
8)	San Diego	5.43	289	1570
9)	Pittsburgh	5.46	277	1512
10)	Cleveland	5.48	337	1847
11)	Houston	5.58	266	1485
12)	Cincinnati	5.59	293	1639
13)	Buffalo	5.63	290	1634
14)	Tennessee	5.71	312	1780
15)	Indianapolis	5.83	312	1819
16)	Oakland	6.42	291	1868
	<b>TOTAL</b>	<b>5.41</b>	<b>4642</b>	<b>25111</b>

**WEEK 11 / THROUGH MONDAY, NOVEMBER 21, 2016****NFC / FIRST-DOWN PLAYS BY TEAMS**

<b>Rank</b>	<b>Team</b>	<b>Yds/Play</b>	<b>Plays</b>	<b>Yards</b>
1)	Atlanta	7.80	300	2340
2)	Chicago	6.50	274	1780
3)	Washington	6.32	303	1916
4)	New Orleans	6.27	320	2006
5)	Carolina	5.94	302	1794
6)	Dallas	5.77	307	1771
7)	San Francisco	5.76	277	1595
8)	Seattle	5.75	275	1580
9)	Philadelphia	5.67	294	1666
10)	Arizona	5.48	322	1765
11)	Los Angeles	5.10	267	1363
12)	New York Giants	4.99	279	1392
13)	Green Bay	4.98	295	1468
14)	Detroit	4.88	265	1294
15)	Tampa Bay	4.74	307	1455
16)	Minnesota	4.41	264	1164
	<b>TOTAL</b>	<b>5.67</b>	<b>4651</b>	<b>26349</b>

**NFC / FIRST-DOWN PLAYS BY OPPONENTS**

<b>Rank</b>	<b>Team</b>	<b>Yds/Play</b>	<b>Plays</b>	<b>Yards</b>
1)	Los Angeles	4.59	283	1299
2)	Arizona	4.91	264	1295
3)	Minnesota	4.97	284	1412
4)	Chicago	5.12	286	1465
5)	Seattle	5.17	298	1541
6)	Atlanta	5.34	309	1649
7)	Washington	5.56	296	1647
8)	Philadelphia	5.65	270	1525
9)	Carolina	5.76	298	1715
10)	New York Giants	5.84	293	1710
11)	Detroit	5.88	280	1645
12)	Green Bay	5.89	264	1556
13)	New Orleans	6.01	300	1802
14)	Dallas	6.09	279	1700
15)	San Francisco	6.19	321	1986
16)	Tampa Bay	6.41	295	1890
	<b>TOTAL</b>	<b>5.59</b>	<b>4620</b>	<b>25837</b>

**WEEK 11 / THROUGH MONDAY, NOVEMBER 21, 2016****NFL / FIRST-DOWN PLAYS BY TEAMS**

Rank	Team	Yds/Play	Plays	Yards
1)	Atlanta	7.80	300	2340
2)	Chicago	6.50	274	1780
3)	Washington	6.32	303	1916
4)	New Orleans	6.27	320	2006
5)	Miami	6.04	262	1583
6)	Carolina	5.94	302	1794
7)	New England	5.78	292	1688
8)	Dallas	5.77	307	1771
9)	San Francisco	5.76	277	1595
10)	Seattle	5.75	275	1580
11)	Tennessee	5.68	313	1779
12)	Philadelphia	5.67	294	1666
13)	Kansas City	5.63	276	1553
14)	Oakland	5.55	292	1620
15)	Arizona	5.48	322	1765
16)	Buffalo	5.47	276	1511
17)	Indianapolis	5.44	295	1604
18)	San Diego	5.40	308	1662
19)	Jacksonville	5.34	293	1566
20)	Cincinnati	5.34	297	1585
21)	Cleveland	5.16	292	1508
22)	Denver	5.15	283	1457
23)	Los Angeles	5.10	267	1363
24)	Baltimore	5.07	289	1466
25)	Pittsburgh	5.03	289	1455
26)	New York Giants	4.99	279	1392
27)	Green Bay	4.98	295	1468
28)	Detroit	4.88	265	1294
29)	Tampa Bay	4.74	307	1455
30)	New York Jets	4.67	270	1261
31)	Houston	4.58	284	1301
32)	Minnesota	4.41	264	1164
	<b>TOTAL</b>	<b>5.50</b>	<b>9262</b>	<b>50948</b>

**NFL / FIRST-DOWN PLAYS BY OPPONENTS**

Rank	Team	Yds/Play	Plays	Yards
1)	Jacksonville	4.39	272	1194
2)	Los Angeles	4.59	283	1299
3)	Baltimore	4.59	254	1167
4)	Arizona	4.91	264	1295
5)	Minnesota	4.97	284	1412
6)	Chicago	5.12	286	1465
7)	Seattle	5.17	298	1541
8)	New England	5.19	288	1496
9)	New York Jets	5.20	284	1476
10)	Denver	5.22	286	1493
11)	Miami	5.22	296	1546
12)	Atlanta	5.34	309	1649
13)	Kansas City	5.37	295	1585
14)	San Diego	5.43	289	1570
15)	Pittsburgh	5.46	277	1512
16)	Cleveland	5.48	337	1847
17)	Washington	5.56	296	1647
18)	Houston	5.58	266	1485
19)	Cincinnati	5.59	293	1639
20)	Buffalo	5.63	290	1634
21)	Philadelphia	5.65	270	1525
22)	Tennessee	5.71	312	1780
23)	Carolina	5.76	298	1715
24)	Indianapolis	5.83	312	1819
25)	New York Giants	5.84	293	1710
26)	Detroit	5.88	280	1645
27)	Green Bay	5.89	264	1556
28)	New Orleans	6.01	300	1802
29)	Dallas	6.09	279	1700
30)	San Francisco	6.19	321	1986
31)	Tampa Bay	6.41	295	1890
32)	Oakland	6.42	291	1868
	<b>TOTAL</b>	<b>5.50</b>	<b>9262</b>	<b>50948</b>



**WEEK 11 / THROUGH MONDAY, NOVEMBER 21, 2016****AFC / KICKOFFS (Receiving Team)**

Rank	Team	TotKO	AdjKO	TB	TB%	EZ	EZ%	OB	I20	Avg.Start
1)	Indianapolis	62	59	38	64.4	47	75.8	1	4	26.9
2)	New England	45	42	25	59.5	31	68.9	0	5	26.2
3)	Cincinnati	50	50	29	58.0	40	80.0	0	6	25.9
4)	Baltimore	41	39	26	66.7	36	87.8	0	4	25.7
5)	Miami	51	49	30	61.2	43	84.3	0	8	25.2
5t)	New York Jets	52	49	28	57.1	39	75.0	0	6	25.2
7)	Tennessee	62	56	33	58.9	37	59.7	3	4	24.9
8)	Jacksonville	61	61	35	57.4	45	73.8	0	7	24.7
9)	Buffalo	50	50	28	56.0	39	78.0	0	6	24.6
10)	Oakland	55	54	36	66.7	42	76.4	2	7	24.5
11)	Pittsburgh	51	51	37	72.5	44	86.3	0	4	24.5
12)	Houston	52	46	28	60.9	35	67.3	1	7	24.1
13)	Denver	47	46	33	71.7	44	93.6	0	7	23.8
14)	San Diego	58	54	37	68.5	46	79.3	1	8	23.4
15)	Cleveland	60	60	41	68.3	44	73.3	0	10	23.1
16)	Kansas City	44	42	19	45.2	34	77.3	1	10	22.8
	<b>Totals</b>	<b>841</b>	<b>808</b>	<b>503</b>	<b>62.3</b>	<b>646</b>	<b>80.0</b>	<b>9</b>	<b>103</b>	<b>24.7</b>

**AFC / KICKOFFS (Kicking Team)**

Rank	Team	TotKO	AdjKO	TB	TB%	EZ	EZ%	OB	I20	Avg.Start
1)	New England	55	53	31	58.5	38	69.1	1	10	23.8
2)	Denver	56	52	34	65.4	37	66.1	0	9	23.8
3)	Indianapolis	59	58	36	62.1	43	72.9	0	8	23.9
4)	Houston	48	47	12	25.5	24	50.0	1	7	24.1
5)	Oakland	56	55	29	52.7	38	67.9	0	9	24.3
6)	Cincinnati	47	46	22	47.8	35	74.5	0	10	24.4
7)	San Diego	65	65	51	78.5	59	90.8	0	5	24.4
8)	Jacksonville	45	39	33	84.6	35	77.8	2	2	24.7
9)	Miami	46	46	29	63.0	36	78.3	0	5	24.7
10)	Pittsburgh	50	47	34	72.3	41	82.0	1	2	24.8
11)	Baltimore	47	47	34	72.3	37	78.7	0	3	25.0
12)	Cleveland	46	43	30	69.8	37	80.4	1	3	25.2
13)	New York Jets	45	44	25	56.8	36	80.0	0	8	25.5
14)	Tennessee	60	57	41	71.9	48	80.0	2	4	25.5
15)	Buffalo	54	51	20	39.2	33	61.1	0	12	25.6
16)	Kansas City	53	50	30	60.0	41	77.4	1	5	26.1
	<b>Totals</b>	<b>832</b>	<b>800</b>	<b>491</b>	<b>61.4</b>	<b>618</b>	<b>77.3</b>	<b>9</b>	<b>102</b>	<b>24.7</b>

Note: Average team drive start DOES NOT include inside kicks or kickoffs at the end of a half unless either kickoff is returned for a touchdown. All other kickoffs (returned kickoffs, fair catches, touchback and kickoffs out of bounds) are included. Kickoffs resulting in the kicking team retaining possession are not included.

ADJ KO: Adjusted kickoffs are used to compute the Avg. Team Drive Start.

I20: The number of drives that start inside (not including) the 20 yd line.

**WEEK 11 / THROUGH MONDAY, NOVEMBER 21, 2016****NFC / KICKOFFS (Receiving Team)**

Rank	Team	TotKO	AdjKO	TB	TB%	EZ	EZ%	OB	I20	Avg.Start
1)	Philadelphia	45	43	25	58.1	33	73.3	1	4	29.4
2)	Minnesota	44	40	23	57.5	34	77.3	0	3	27.4
3)	Seattle	43	41	19	46.3	27	62.8	1	5	25.9
4)	Dallas	46	43	33	76.7	36	78.3	1	1	25.3
5)	Washington	50	49	31	63.3	36	72.0	1	5	25.3
6)	Arizona	49	48	31	64.6	36	73.5	0	10	25.0
7)	New York Giants	52	52	33	63.5	46	88.5	0	6	24.9
8)	San Francisco	62	59	43	72.9	53	85.5	0	7	24.6
9)	Green Bay	61	60	41	68.3	45	73.8	1	8	24.5
10)	Atlanta	57	53	35	66.0	44	77.2	0	6	24.5
11)	Carolina	53	51	29	56.9	39	73.6	0	9	24.4
12)	Chicago	56	54	30	55.6	38	67.9	0	9	24.1
13)	Tampa Bay	55	55	42	76.4	46	83.6	0	6	24.0
14)	Los Angeles	41	41	23	56.1	35	85.4	0	7	24.0
15)	Detroit	51	51	29	56.9	41	80.4	0	10	23.5
16)	New Orleans	62	62	40	64.5	48	77.4	0	11	23.1
	<b>Totals</b>	<b>827</b>	<b>802</b>	<b>507</b>	<b>63.2</b>	<b>637</b>	<b>79.4</b>	<b>5</b>	<b>107</b>	<b>24.9</b>

**NFC / KICKOFFS (Kicking Team)**

Rank	Team	TotKO	AdjKO	TB	TB%	EZ	EZ%	OB	I20	Avg.Start
1)	Philadelphia	56	54	35	64.8	45	80.4	0	12	22.2
2)	Los Angeles	40	39	25	64.1	33	82.5	0	7	23.1
3)	Carolina	56	55	40	72.7	46	82.1	0	8	23.3
4)	Tampa Bay	51	49	31	63.3	45	88.2	0	9	23.3
5)	Atlanta	69	69	48	69.6	58	84.1	0	12	24.1
6)	Dallas	61	59	40	67.8	52	85.2	0	6	24.2
7)	Chicago	40	39	17	43.6	34	85.0	0	8	24.4
8)	San Francisco	48	45	19	42.2	25	52.1	0	8	24.5
9)	Detroit	51	46	34	73.9	41	80.4	1	5	24.9
10)	New Orleans	57	55	33	60.0	44	77.2	1	7	25.2
11)	Seattle	54	53	42	79.2	49	90.7	0	3	25.3
12)	Washington	59	59	44	74.6	50	84.7	0	7	25.6
13)	Arizona	47	46	33	71.7	42	89.4	0	4	26.3
14)	Minnesota	47	46	24	52.2	32	68.1	1	4	26.8
15)	New York Giants	46	44	23	52.3	28	60.9	1	3	27.3
16)	Green Bay	54	52	31	59.6	41	75.9	1	5	27.7
	<b>Totals</b>	<b>836</b>	<b>810</b>	<b>519</b>	<b>64.1</b>	<b>665</b>	<b>82.1</b>	<b>5</b>	<b>108</b>	<b>24.9</b>

Note: Average team drive start DOES NOT include onside kicks or kickoffs at the end of a half unless either kickoff is returned for a touchdown. All other kickoffs (returned kickoffs, fair catches, touchback and kickoffs out of bounds) are included. Kickoffs resulting in the kicking team retaining possession are not included.

ADJ KO: Adjusted kickoffs are used to compute the Avg. Team Drive Start.

I20: The number of drives that start inside (not including) the 20 yd line.

**WEEK 11 / THROUGH MONDAY, NOVEMBER 21, 2016****NFL / KICKOFFS (Receiving Team)**

Rank	Team	TotKO	AdjKO	TB	TB%	EZ	EZ%	OB	I20	Avg.Start
1)	Philadelphia	45	43	25	58.1	33	73.3	1	4	29.4
2)	Minnesota	44	40	23	57.5	34	77.3	0	3	27.4
3)	Indianapolis	62	59	38	64.4	47	75.8	1	4	26.9
4)	New England	45	42	25	59.5	31	68.9	0	5	26.2
5)	Seattle	43	41	19	46.3	27	62.8	1	5	25.9
6)	Cincinnati	50	50	29	58.0	40	80.0	0	6	25.9
7)	Baltimore	41	39	26	66.7	36	87.8	0	4	25.7
8)	Dallas	46	43	33	76.7	36	78.3	1	1	25.3
9)	Washington	50	49	31	63.3	36	72.0	1	5	25.3
10)	Miami	51	49	30	61.2	43	84.3	0	8	25.2
10t)	New York Jets	52	49	28	57.1	39	75.0	0	6	25.2
12)	Arizona	49	48	31	64.6	36	73.5	0	10	25.0
13)	Tennessee	62	56	33	58.9	37	59.7	3	4	24.9
14)	New York Giants	52	52	33	63.5	46	88.5	0	6	24.9
15)	Jacksonville	61	61	35	57.4	45	73.8	0	7	24.7
16)	San Francisco	62	59	43	72.9	53	85.5	0	7	24.6
17)	Buffalo	50	50	28	56.0	39	78.0	0	6	24.6
18)	Oakland	55	54	36	66.7	42	76.4	2	7	24.5
19)	Pittsburgh	51	51	37	72.5	44	86.3	0	4	24.5
20)	Green Bay	61	60	41	68.3	45	73.8	1	8	24.5
21)	Atlanta	57	53	35	66.0	44	77.2	0	6	24.5
22)	Carolina	53	51	29	56.9	39	73.6	0	9	24.4
23)	Houston	52	46	28	60.9	35	67.3	1	7	24.1
24)	Chicago	56	54	30	55.6	38	67.9	0	9	24.1
25)	Tampa Bay	55	55	42	76.4	46	83.6	0	6	24.0
26)	Los Angeles	41	41	23	56.1	35	85.4	0	7	24.0
27)	Denver	47	46	33	71.7	44	93.6	0	7	23.8
28)	Detroit	51	51	29	56.9	41	80.4	0	10	23.5
29)	San Diego	58	54	37	68.5	46	79.3	1	8	23.4
30)	Cleveland	60	60	41	68.3	44	73.3	0	10	23.1
31)	New Orleans	62	62	40	64.5	48	77.4	0	11	23.1
32)	Kansas City	44	42	19	45.2	34	77.3	1	10	22.8
	<b>Totals</b>	<b>1668</b>	<b>1610</b>	<b>1010</b>	<b>62.7</b>	<b>1283</b>	<b>79.7</b>	<b>14</b>	<b>210</b>	<b>24.8</b>

Note: Average opponent drive start DOES NOT include inside kicks or kickoffs at the end of a half unless either kickoff is returned for a touchdown. All other kickoffs (returned kickoffs, fair catches, touchback and kickoffs out of bounds) are included. Kickoffs resulting in the kicking team retaining possession are not included.

ADJ KO: Adjusted kickoffs are used to compute the Avg. Team Drive Start.

I20: The number of drives that start inside (not including) the 20 yd line.

**WEEK 11 / THROUGH MONDAY, NOVEMBER 21, 2016****NFL / KICKOFFS (Kicking Team)**

Rank	Team	TotKO	AdjKO	TB	TB%	EZ	EZ%	OB	I20	Avg.Start
1)	Philadelphia	56	54	35	64.8	45	80.4	0	12	22.2
2)	Los Angeles	40	39	25	64.1	33	82.5	0	7	23.1
3)	Carolina	56	55	40	72.7	46	82.1	0	8	23.3
4)	Tampa Bay	51	49	31	63.3	45	88.2	0	9	23.3
5)	New England	55	53	31	58.5	38	69.1	1	10	23.8
6)	Denver	56	52	34	65.4	37	66.1	0	9	23.8
7)	Indianapolis	59	58	36	62.1	43	72.9	0	8	23.9
8)	Atlanta	69	69	48	69.6	58	84.1	0	12	24.1
9)	Houston	48	47	12	25.5	24	50.0	1	7	24.1
10)	Dallas	61	59	40	67.8	52	85.2	0	6	24.2
11)	Oakland	56	55	29	52.7	38	67.9	0	9	24.3
12)	Cincinnati	47	46	22	47.8	35	74.5	0	10	24.4
13)	Chicago	40	39	17	43.6	34	85.0	0	8	24.4
14)	San Diego	65	65	51	78.5	59	90.8	0	5	24.4
15)	San Francisco	48	45	19	42.2	25	52.1	0	8	24.5
16)	Jacksonville	45	39	33	84.6	35	77.8	2	2	24.7
17)	Miami	46	46	29	63.0	36	78.3	0	5	24.7
18)	Pittsburgh	50	47	34	72.3	41	82.0	1	2	24.8
19)	Detroit	51	46	34	73.9	41	80.4	1	5	24.9
20)	Baltimore	47	47	34	72.3	37	78.7	0	3	25.0
21)	Cleveland	46	43	30	69.8	37	80.4	1	3	25.2
22)	New Orleans	57	55	33	60.0	44	77.2	1	7	25.2
23)	Seattle	54	53	42	79.2	49	90.7	0	3	25.3
24)	New York Jets	45	44	25	56.8	36	80.0	0	8	25.5
25)	Tennessee	60	57	41	71.9	48	80.0	2	4	25.5
26)	Washington	59	59	44	74.6	50	84.7	0	7	25.6
27)	Buffalo	54	51	20	39.2	33	61.1	0	12	25.6
28)	Kansas City	53	50	30	60.0	41	77.4	1	5	26.1
29)	Arizona	47	46	33	71.7	42	89.4	0	4	26.3
30)	Minnesota	47	46	24	52.2	32	68.1	1	4	26.8
31)	New York Giants	46	44	23	52.3	28	60.9	1	3	27.3
32)	Green Bay	54	52	31	59.6	41	75.9	1	5	27.7
	<b>Totals</b>	<b>1668</b>	<b>1610</b>	<b>1010</b>	<b>62.7</b>	<b>1283</b>	<b>79.7</b>	<b>14</b>	<b>210</b>	<b>24.8</b>

Note: Average team drive start DOES NOT include inside kicks or kickoffs at the end of a half unless either kickoff is returned for a touchdown. All other kickoffs (returned kickoffs, fair catches, touchback and kickoffs out of bounds) are included. Kickoffs resulting in the kicking team retaining possession are not included.

ADJ KO: Adjusted kickoffs are used to compute the Avg. Team Drive Start.

I20: The number of drives that start inside (not including) the 20 yd line.

**WEEK 11 / THROUGH MONDAY, NOVEMBER 21, 2016**

**AFC / SINGLE-GAME HIGHS / PLAYERS**

**Most Points**-- 18, Gordon, S.D. at Atl., 10/23 (OT), (3 td, 0 fg, 0 xp, 0 2pt)  
**Most Points**-- 18, (6 times in Non-Overtime Games)  
**Passing Yards**-- 513, Carr, Oak. at T.B., 10/30 (OT), (40-59, 513, 4 td, 0 int)  
**Passing Yards**-- 408, Roethlisberger, Pitt. vs. Dal., 11/13, (37-46, 408, 3 td, 0 int)  
**Longest Pass**-- 95, Flacco, Balt. vs. Pitt., 11/6, (to Wallace, Mike, td)  
**Passing Touchdowns**-- 5, Roethlisberger, Pitt. vs. K.C., 10/2, (22-27, 300, 5 td, 0 int)  
**Rushing Yards**-- 214, Ajayi, Miami vs. Buff., 10/23, (28-214, 1 td)  
**Rushing Attempts**-- 32, D. Williams, Pitt. vs. Cin., 9/18, (32-94, 0 td)  
**Rushing Attempts**-- 32, Gordon, S.D. vs. Tenn., 11/6, (32-196, 1 td)  
**Longest Rush**-- 85, Crowell, Clev. vs. Balt., 9/18, td  
**Receptions**-- 14, Brown, Pitt. vs. Dal., 11/13, (14-154, 1 td)  
**Receiving Yards**-- 180, Green, Cin. at NY-J, 9/11, (12-180, 1 td)  
**Kickoff Return Yards**-- 160, Todman, Ind. at G.B., 11/6, (2-160, 1 td)  
**Kickoff Returns**-- 5, (3 times in Non-Overtime Games)  
**Longest Kickoff Return**-- 99, Todman, Ind. at G.B., 11/6, td  
**Punt Return Yards**-- 74, Grant, Miami vs. Tenn., 10/9, (1-74, 0 fc, 1 td)  
**Punt Returns**-- 5, (4 times in Non-Overtime Games)  
**Longest Punt Return**-- 74, Grant, Miami vs. Tenn., 10/9, td  
**Interceptions**-- 2, (10 times in Non-Overtime Games)  
**Longest Interception Return**-- 60, Alonso, Miami at S.D., 11/13, td  
**Sacks**-- 3.5, Ford, K.C. at Ind., 10/30  
**Scrimmage Yards**-- 261, Gordon, S.D. vs. Tenn., 11/6, (Rush 32-196, Rec 4-65)  
**Longest Punt**-- 78, Nortman, Jax vs. Ind., 10/2  
**Punts**-- 10, Darr, Miami at L.A., 11/20, (10-453, 45.3)  
**Field Goals Made**-- 5, Nugent, Cin. vs. Miami, 9/29, (5-5, 47 lg)  
**Field Goals Made**-- 5, Vinatieri, Ind. vs. Chi., 10/9, (5-5, 54 lg)  
**Longest Field Goal**-- 56, Janikowski, Oak. vs. S.D., 10/9

**NFC / SINGLE-GAME HIGHS / PLAYERS**

**Most Points**-- 18, (6 times in Non-Overtime Games)  
**Passing Yards**-- 503, Ryan, Atl. vs. Car., 10/2, (28-37, 503, 4 td, 1 int)  
**Longest Pass**-- 98, Brees, N.O. vs. Oak., 9/11, (to Cooks, Brandin, td)  
**Passing Touchdowns**-- 4, (10 times in Non-Overtime Games)  
**Rushing Yards**-- 158, Ingram, N.O. at S.F., 11/6, (15-158, 1 td)  
**Rushing Attempts**-- 33, D. Johnson, Ariz. vs. Sea., 10/23 (OT), (33-113, 0 td)  
**Rushing Attempts**-- 30, Elliott, Dal. vs. Chi., 9/25, (30-140, 0 td)  
**Rushing Attempts**-- 30, Rodgers, T.B. at Car., 10/10, (30-101, 0 td)  
**Longest Rush**-- 75, Ingram, N.O. at S.F., 11/6, td  
**Receptions**-- 13, Diggs, Minn. vs. Det., 11/6 (OT), (13-80, 0 td)  
**Receptions**-- 13, Adams, G.B. vs. Chi., 10/20, (13-132, 2 td)  
**Receptions**-- 13, Diggs, Minn. at Wash., 11/13, (13-164, 0 td)  
**Receiving Yards**-- 300, J. Jones, Atl. vs. Car., 10/2, (12-300, 1 td)  
**Kickoff Return Yards**-- 134, Roberts, Det. at Hou., 10/30, (5-134, 0 td)  
**Kickoff Returns**-- 6, Ginn, Car. vs. S.F., 9/18, (6-130, 0 td)  
**Longest Kickoff Return**-- 104, Patterson, Minn. vs. Ariz., 11/20, td  
**Punt Return Yards**-- 100, Roberts, Det. at Chi., 10/2, (2-100, 0 fc, 1 td)  
**Punt Return Yards**-- 100, Sherels, Minn. vs. Hou., 10/9, (4-100, 1 fc, 1 td)  
**Punt Returns**-- 5, B. Golden, Ariz. vs. Sea., 10/23 (OT), (5-20, 0 fc, 0 td)  
**Punt Returns**-- 5, Humphries, T.B. at Ariz., 9/18, (5-43, 1 fc, 0 td)  
**Longest Punt Return**-- 85, Roberts, Det. at Chi., 10/2, td  
**Longest Punt Return**-- 85, Crowder, Wash. at Balt., 10/9, td  
**Interceptions**-- 2, (8 times in Non-Overtime Games)  
**Longest Interception Return**-- 100, Rhodes, Minn. vs. Ariz., 11/20, td  
**Sacks**-- 3.5, Beasley, Atl. at Denv., 10/9  
**Scrimmage Yards**-- 300, J. Jones, Atl. vs. Car., 10/2, (Rush 0-0, Rec 12-300)  
**Longest Punt**-- 78, Hekker, L.A. at NY-J, 11/13  
**Punts**-- 10, Hekker, L.A. at S.F., 9/12, (10-431, 43.1)  
**Field Goals Made**-- 5, Hopkins, Wash. at NY-G, 9/25, (5-5, 49 lg)  
**Longest Field Goal**-- 60, Catanzaro, Ariz. at Buff., 9/25

**WEEK 11 / THROUGH MONDAY, NOVEMBER 21, 2016**

**NFL / SINGLE-GAME HIGHS / PLAYERS**

**Most Points**-- 18, Gordon, S.D. at Atl., 10/23 (OT), (3 td, 0 fg, 0 xp, 0 2pt)  
**Most Points**-- 18, (12 times in Non-Overtime Games)  
**Passing Yards**-- 513, Carr, Oak. at T.B., 10/30 (OT), (40-59, 513, 4 td, 0 int)  
**Passing Yards**-- 503, Ryan, Atl. vs. Car., 10/2, (28-37, 503, 4 td, 1 int)  
**Longest Pass**-- 98, Brees, N.O. vs. Oak., 9/11, (to Cooks, Brandin, td)  
**Passing Touchdowns**-- 5, Roethlisberger, Pitt. vs. K.C., 10/2, (22-27, 300, 5 td, 0 int)  
**Rushing Yards**-- 214, Ajayi, Miami vs. Buff., 10/23, (28-214, 1 td)  
**Rushing Attempts**-- 33, D. Johnson, Ariz. vs. Sea., 10/23 (OT), (33-113, 0 td)  
**Rushing Attempts**-- 32, D. Williams, Pitt. vs. Cin., 9/18, (32-94, 0 td)  
**Rushing Attempts**-- 32, Gordon, S.D. vs. Tenn., 11/6, (32-196, 1 td)  
**Longest Rush**-- 85, Crowell, Clev. vs. Balt., 9/18, td  
**Receptions**-- 14, Brown, Pitt. vs. Dal., 11/13, (14-154, 1 td)  
**Receiving Yards**-- 300, J. Jones, Atl. vs. Car., 10/2, (12-300, 1 td)  
**Kickoff Return Yards**-- 160, Todman, Ind. at G.B., 11/6, (2-160, 1 td)  
**Kickoff Returns**-- 6, Ginn, Car. vs. S.F., 9/18, (6-130, 0 td)  
**Longest Kickoff Return**-- 104, Patterson, Minn. vs. Ariz., 11/20, td  
**Punt Return Yards**-- 100, Roberts, Det. at Chi., 10/2, (2-100, 0 fc, 1 td)  
**Punt Return Yards**-- 100, Sherels, Minn. vs. Hou., 10/9, (4-100, 1 fc, 1 td)  
**Punt Returns**-- 5, B. Golden, Ariz. vs. Sea., 10/23 (OT), (5-20, 0 fc, 0 td)  
**Punt Returns**-- 5, (5 times in Non-Overtime Games)  
**Longest Punt Return**-- 85, Roberts, Det. at Chi., 10/2, td  
**Longest Punt Return**-- 85, Crowder, Wash. at Balt., 10/9, td  
**Interceptions**-- 2, (18 times in Non-Overtime Games)  
**Longest Interception Return**-- 100, Rhodes, Minn. vs. Ariz., 11/20, td  
**Sacks**-- 3.5, Beasley, Atl. at Denv., 10/9  
**Sacks**-- 3.5, Ford, K.C. at Ind., 10/30  
**Scrimmage Yards**-- 300, J. Jones, Atl. vs. Car., 10/2, (Rush 0-0, Rec 12-300)  
**Longest Punt**-- 78, Nortman, Jax vs. Ind., 10/2  
**Longest Punt**-- 78, Hekker, L.A. at NY-J, 11/13  
**Punts**-- 10, Hekker, L.A. at S.F., 9/12, (10-431, 43.1)  
**Punts**-- 10, Darr, Miami at L.A., 11/20, (10-453, 45.3)  
**Field Goals Made**-- 5, (3 times in Non-Overtime Games)  
**Longest Field Goal**-- 60, Catanzaro, Ariz. at Buff., 9/25



**WEEK 11 / THROUGH MONDAY, NOVEMBER 21, 2016**

**300-Yard Passing Games**

513, Carr, OAK at TB 10/30 (ot) (40-59, 4 TD)  
503, Ryan, ATL vs. CAR 10/02 (28-37, 4 TD)  
465, Brees, NO vs. CAR 10/16 (34-49, 4 TD)  
458, Cousins, WAS at CIN 10/30 (ot) (38-56, 2 TD)  
423, Brees, NO vs. OAK 09/11 (28-42, 4 TD)  
408, Roethlisberger, PIT vs. DAL 11/13 (37-46, 3 TD)  
406, Brady, NE at CLE 10/09 (28-40, 3 TD)  
405, Winston, TB vs. LA 09/25 (36-58, 3 TD)  
403, Manning, NYG vs. BAL 10/16 (32-46, 3 TD)  
398, Kaepernick, SF vs. NO 11/06 (24-39, 2 TD)  
397, Hoyer, CHI at IND 10/09 (33-43, 2 TD)  
396, Ryan, ATL at OAK 09/18 (26-34, 3 TD)  
387, Tannehill, MIA at NE 09/18 (32-45, 2 TD)  
385, Luck, IND vs. DET 09/11 (31-47, 4 TD)  
385, Stafford, DET at GB 09/25 (28-41, 3 TD)  
380, Roethlisberger, PIT vs. NYJ 10/09 (34-47, 4 TD)  
376, Brady, NE vs. CIN 10/16 (29-35, 3 TD)  
376, Brees, NO vs. ATL 09/26 (36-54, 3 TD)  
376, Palmer, ARI vs. SF 11/13 (30-49, 1 TD)  
375, Cousins, WAS vs. GB 11/20 (21-30, 3 TD)  
374, Fitzpatrick, NYJ at BUF 09/15 (24-34, 1 TD)  
371, A. Rodgers, GB at TEN 11/13 (31-51, 2 TD)  
371, Rivers, SD at ATL 10/23 (ot) (27-44, 1 TD)  
368, Manning, NYG vs. NO 09/18 (32-41, 0 TD)  
367, Brees, NO at KC 10/23 (37-48, 3 TD)  
366, Dalton, CIN at PIT 09/18 (31-54, 1 TD)  
366, Dalton, CIN at NYJ 09/11 (23-30, 1 TD)  
364, Wentz, PHI at NYG 11/06 (27-47, 0 TD)  
364, Cousins, WAS vs. DAL 09/18 (28-46, 1 TD)  
363, A. Smith, KC vs. SD 09/11 (ot) (34-48, 2 TD)  
363, Palmer, ARI at CAR 10/30 (35-46, 3 TD)  
359, Rivers, SD at OAK 10/09 (21-30, 4 TD)  
353, Newton, CAR vs. SF 09/18 (24-40, 4 TD)  
353, Luck, IND at TEN 10/23 (27-39, 3 TD)  
351, A. Rodgers, GB at WAS 11/20 (26-41, 3 TD)  
350, Manning, NYG vs. WAS 09/25 (25-38, 1 TD)  
348, Wilson, SEA at NE 11/13 (25-37, 3 TD)  
344, Ryan, ATL at TB 11/03 (25-34, 4 TD)  
342, Palmer, ARI vs. SEA 10/23 (ot) (29-49, 0 TD)  
341, McCown, CLE vs. NYJ 10/30 (25-49, 2 TD)  
340, Stafford, DET at IND 09/11 (31-39, 3 TD)  
337, Bortles, JAX at TEN 10/27 (33-54, 3 TD)  
336, Kessler, CLE at TEN 10/16 (26-41, 2 TD)  
335, Ryan, ATL at SEA 10/16 (27-42, 3 TD)  
334, Ryan, ATL vs. TB 09/11 (27-39, 2 TD)  
331, Winston, TB at KC 11/20 (24-39, 1 TD)  
331, Luck, IND vs. SD 09/25 (24-37, 1 TD)  
329, Cousins, WAS vs. PIT 09/12 (30-43, 0 TD)  
329, Bortles, JAX at SD 09/18 (31-50, 2 TD)  
326, A. Rodgers, GB vs. CHI 10/20 (39-56, 3 TD)  
326, Rivers, SD vs. MIA 11/13 (23-44, 3 TD)  
326, Rivers, SD at IND 09/25 (26-39, 0 TD)  
323, Brees, NO at SF 11/06 (28-39, 3 TD)  
322, Luck, IND vs. CHI 10/09 (28-39, 2 TD)  
322, Newton, CAR at NO 10/16 (27-47, 2 TD)  
321, Rivers, SD vs. NO 10/02 (28-43, 2 TD)  
321, Keenum, LA at DET 10/16 (27-32, 3 TD)  
320, Bortles, JAX vs. GB 09/11 (24-39, 1 TD)  
319, Prescott, DAL at PIT 11/13 (22-32, 2 TD)  
319, Tannehill, MIA vs. CLE 09/25 (ot) (25-39, 3 TD)  
319, Carr, OAK at NO 09/11 (24-38, 1 TD)  
317, Hoyer, CHI at DAL 09/25 (30-49, 2 TD)  
317, Carr, OAK vs. SD 10/09 (25-40, 2 TD)  
316, Brady, NE vs. SEA 11/13 (23-32, 0 TD)  
315, Brady, NE at BUF 10/30 (22-33, 4 TD)  
313, Mariota, TEN at SD 11/06 (27-43, 3 TD)  
312, Winston, TB vs. CHI 11/13 (23-33, 2 TD)  
312, Siemian, DEN at CIN 09/25 (23-35, 4 TD)  
309, Wilson, SEA at NYJ 10/02 (23-32, 3 TD)  
308, Dalton, CIN vs. CLE 10/23 (19-28, 2 TD)  
307, Bradford, MIN at WAS 11/13 (31-40, 2 TD)  
307, Flacco, BAL at NYG 10/16 (26-48, 0 TD)  
304, Palmer, ARI vs. TB 09/18 (17-30, 3 TD)  
303, Brees, NO vs. DEN 11/13 (21-29, 3 TD)  
302, Hoyer, CHI vs. JAX 10/16 (30-49, 0 TD)  
302, Hoyer, CHI vs. DET 10/02 (28-36, 2 TD)  
302, Flacco, BAL at CLE 09/18 (25-45, 2 TD)  
301, Cousins, WAS at DET 10/23 (30-39, 1 TD)  
301, Prescott, DAL vs. BAL 11/20 (27-36, 3 TD)

301, Wentz, PHI vs. PIT 09/25 (23-31, 2 TD)  
300, Roethlisberger, PIT at WAS 09/12 (27-37, 3 TD)  
300, Roethlisberger, PIT vs. KC 10/02 (22-27, 5 TD)

**WEEK 11 / THROUGH MONDAY, NOVEMBER 21, 2016**

**100-Yard Receiving Games**

300, J. Jones, ATL vs. CAR 10/02 (12 rec., 1 TD)  
222, Beckham, NYG vs. BAL 10/16 (8 rec., 2 TD)  
205, M. Jones, DET at GB 09/25 (6 rec., 2 TD)  
182, Diggs, MIN vs. GB 09/18 (9 rec., 1 TD)  
181, Olsen, CAR vs. TB 10/10 (9 rec., 0 TD)  
180, Green, CIN at NYJ 09/11 (12 rec., 1 TD)  
174, J. Jones, ATL vs. SD 10/23 (ot) (9 rec., 0 TD)  
174, Hilton, IND vs. SD 09/25 (8 rec., 1 TD)  
173, Cooks, NO vs. CAR 10/16 (7 rec., 1 TD)  
173, Green, CIN vs. MIA 09/29 (10 rec., 1 TD)  
173, Cooper, OAK at TB 10/30 (ot) (12 rec., 1 TD)  
172, Snead, NO vs. OAK 09/11 (9 rec., 1 TD)  
171, Hilton, IND vs. CHI 10/09 (10 rec., 1 TD)  
169, Green, CIN vs. CLE 10/23 (8 rec., 1 TD)  
165, Tate, DET vs. LA 10/16 (8 rec., 1 TD)  
164, Baldwin, SEA vs. SF 09/25 (8 rec., 1 TD)  
164, Diggs, MIN at WAS 11/13 (13 rec., 0 TD)  
162, Woods, BUF at SEA 11/07 (10 rec., 0 TD)  
162, R. Gronkowski, NE vs. CIN 10/16 (7 rec., 1 TD)  
156, Adams, GB at TEN 11/13 (6 rec., 0 TD)  
154, Brown, PIT vs. DAL 11/13 (14 rec., 1 TD)  
150, Evans, TB vs. ATL 11/03 (11 rec., 2 TD)  
144, Pryor, CLE at MIA 09/25 (ot) (8 rec., 0 TD)  
144, Jo. Brown, ARI vs. LA 10/02 (10 rec., 0 TD)  
143, Cooks, NO vs. OAK 09/11 (6 rec., 2 TD)  
140, Ty. Williams, SD at ATL 10/23 (ot) (7 rec., 0 TD)  
140, Brown, PIT at PHI 09/25 (12 rec., 0 TD)  
139, Coates, PIT vs. NYJ 10/09 (6 rec., 2 TD)  
139, J. Jones, ATL at SEA 10/16 (7 rec., 1 TD)  
138, Cooper, OAK vs. SD 10/09 (6 rec., 1 TD)  
137, Cooper, OAK at NO 09/11 (6 rec., 0 TD)  
136, Britt, LA at DET 10/16 (7 rec., 2 TD)  
135, Landry, MIA at NE 09/18 (10 rec., 0 TD)  
135, J. Jones, ATL at PHI 11/13 (10 rec., 0 TD)  
134, Witten, DAL at CLE 11/06 (8 rec., 1 TD)  
133, Hilton, IND at TEN 10/23 (7 rec., 1 TD)  
133, Wright, TEN vs. CLE 10/16 (8 rec., 1 TD)  
132, Fitzgerald, ARI vs. SF 11/13 (12 rec., 0 TD)  
132, Evans, TB vs. LA 09/25 (10 rec., 1 TD)  
132, Coleman, ATL at DEN 10/09 (4 rec., 1 TD)  
132, Adams, GB vs. CHI 10/20 (13 rec., 2 TD)  
130, Thomas, NO at KC 10/23 (10 rec., 0 TD)  
130, Meredith, CHI at IND 10/09 (9 rec., 1 TD)  
129, Cooper, OAK vs. KC 10/16 (10 rec., 0 TD)  
129, Ware, KC vs. SD 09/11 (ot) (7 rec., 0 TD)  
128, Sproles, PHI vs. PIT 09/25 (6 rec., 1 TD)  
127, Thielen, MIN vs. HOU 10/09 (7 rec., 1 TD)  
126, Brown, PIT at WAS 09/12 (8 rec., 2 TD)  
126, Decker, NYJ at BUF 09/15 (6 rec., 1 TD)  
126, Nelson, GB at TEN 11/13 (12 rec., 1 TD)  
125, Ty. Williams, SD vs. MIA 11/13 (5 rec., 1 TD)  
124, Walker, TEN vs. GB 11/13 (9 rec., 1 TD)  
124, Wallace, BAL vs. PIT 11/06 (4 rec., 1 TD)  
122, Matthews, TEN at IND 11/20 (9 rec., 0 TD)  
122, Olsen, CAR vs. SF 09/18 (5 rec., 1 TD)  
121, Beckham, NYG vs. WAS 09/25 (7 rec., 0 TD)  
121, Green, CIN vs. WAS 10/30 (ot) (9 rec., 0 TD)  
120, Inman, SD vs. NO 10/02 (7 rec., 1 TD)  
120, Wallace, BAL at NYJ 10/23 (10 rec., 0 TD)  
120, Landry, MIA vs. CLE 09/25 (ot) (7 rec., 1 TD)  
118, M. Jones, DET vs. TEN 09/18 (8 rec., 0 TD)  
117, Sanders, DEN at CIN 09/25 (9 rec., 2 TD)  
117, Ty. Williams, SD at OAK 10/09 (5 rec., 1 TD)  
117, Benjamin, SD at OAK 10/09 (7 rec., 0 TD)  
117, Shepard, NYG vs. NO 09/18 (8 rec., 0 TD)  
116, Bryant, DAL at PIT 11/13 (6 rec., 1 TD)  
116, Garcon, WAS vs. GB 11/20 (6 rec., 1 TD)  
115, Benjamin, SD vs. JAX 09/18 (6 rec., 2 TD)  
114, B. Marshall, NYJ at PIT 10/09 (8 rec., 1 TD)  
114, Matthews, PHI vs. CLE 09/11 (7 rec., 1 TD)  
114, Bennett, NE vs. MIA 09/18 (5 rec., 1 TD)  
114, Hogan, NE at CLE 10/09 (4 rec., 0 TD)  
113, Graham, SEA at NYJ 10/02 (6 rec., 0 TD)  
113, Hopkins, HOU vs. KC 09/18 (7 rec., 1 TD)  
113, Meredith, CHI vs. JAX 10/16 (11 rec., 0 TD)  
113, Bryant, DAL vs. PHI 10/30 (ot) (4 rec., 1 TD)  
112, Goodwin, BUF vs. NYJ 09/15 (2 rec., 1 TD)  
111, J. Jones, ATL at TB 11/03 (8 rec., 1 TD)  
111, S. Smith, BAL vs. OAK 10/02 (8 rec., 1 TD)

111, Royal, CHI vs. DET 10/02 (7 rec., 1 TD)  
109, Bennett, NE vs. BUF 10/02 (5 rec., 0 TD)  
109, R. Gronkowski, NE at CLE 10/09 (5 rec., 0 TD)  
109, R. Gronkowski, NE at BUF 10/30 (5 rec., 1 TD)  
109, Britt, LA at NYJ 11/13 (7 rec., 0 TD)  
109, Fleener, NO vs. ATL 09/26 (7 rec., 1 TD)  
108, Crowder, WAS at DET 10/23 (7 rec., 0 TD)  
108, Kelce, KC vs. TB 11/20 (7 rec., 0 TD)  
108, Cobb, GB vs. NYG 10/09 (9 rec., 0 TD)  
108, Crabtree, OAK at TB 10/30 (ot) (8 rec., 0 TD)  
108, Benjamin, CAR vs. SF 09/18 (7 rec., 2 TD)  
107, Crowder, WAS at CIN 10/30 (ot) (9 rec., 1 TD)  
107, Fuller, HOU vs. CHI 09/11 (5 rec., 1 TD)  
107, Lee, JAX vs. OAK 10/23 (7 rec., 0 TD)  
107, A. Robinson, JAX vs. HOU 11/13 (9 rec., 1 TD)  
106, Brown, PIT vs. NE 10/23 (7 rec., 0 TD)  
106, Parker, MIA at NE 09/18 (8 rec., 0 TD)  
106, Patton, SF vs. NO 11/06 (6 rec., 0 TD)  
106, J. Jones, ATL at OAK 09/18 (5 rec., 1 TD)  
105, Cook, GB at WAS 11/20 (6 rec., 1 TD)  
105, Jeffery, CHI at HOU 09/11 (4 rec., 0 TD)  
105, Evans, TB at KC 11/20 (6 rec., 0 TD)  
104, C. Coleman, CLE vs. BAL 09/18 (5 rec., 2 TD)  
104, Baldwin, SEA vs. PHI 11/20 (4 rec., 0 TD)  
104, Fuller, HOU vs. KC 09/18 (4 rec., 0 TD)  
103, Diggs, MIN at TEN 09/11 (7 rec., 0 TD)  
103, Rogers, PIT at BAL 11/06 (6 rec., 0 TD)  
103, Parker, MIA at SD 11/13 (5 rec., 0 TD)  
103, Graham, SEA vs. BUF 11/07 (8 rec., 2 TD)  
102, Eifert, CIN vs. WAS 10/30 (ot) (9 rec., 1 TD)  
102, Bryant, DAL at WAS 09/18 (7 rec., 0 TD)  
102, Kerley, SF vs. ARI 10/06 (8 rec., 1 TD)  
102, Crabtree, OAK at TEN 09/25 (8 rec., 0 TD)  
102, Pitta, BAL at CLE 09/18 (9 rec., 0 TD)  
102, Bennett, NE vs. SEA 11/13 (7 rec., 0 TD)  
102, D. Jackson, WAS vs. PIT 09/12 (6 rec., 0 TD)  
102, Crowder, WAS vs. GB 11/20 (3 rec., 1 TD)  
101, Floyd, ARI vs. SF 11/13 (5 rec., 0 TD)  
101, Nelson, GB vs. DET 09/25 (6 rec., 2 TD)  
101, B. Marshall, NYJ at BUF 09/15 (6 rec., 0 TD)  
101, Kelce, KC at IND 10/30 (7 rec., 1 TD)  
101, Pryor, CLE vs. NYJ 10/30 (6 rec., 0 TD)  
100, Bernard, CIN at PIT 09/18 (9 rec., 1 TD)  
100, Humphries, TB vs. LA 09/25 (9 rec., 0 TD)  
100, Thomas, DEN at CIN 09/25 (6 rec., 1 TD)  
100, Graham, SEA vs. SF 09/25 (6 rec., 1 TD)  
100, Stills, MIA vs. BUF 10/23 (5 rec., 1 TD)

**WEEK 11 / THROUGH MONDAY, NOVEMBER 21, 2016**

**100-Yard Rushing Games**

214, Ajayi, MIA vs. BUF 10/23 (28 att., 1 TD)  
204, Ajayi, MIA vs. PIT 10/16 (25 att., 2 TD)  
196, Gordon, SD vs. TEN 11/06 (32 att., 1 TD)  
168, Hill, CIN vs. CLE 10/23 (9 att., 1 TD)  
158, Ingram, NO at SF 11/06 (15 att., 1 TD)  
157, Elliott, DAL at GB 10/16 (28 att., 0 TD)  
157, D. Johnson, ARI at SF 10/06 (27 att., 2 TD)  
154, Rodgers, TB at SF 10/23 (26 att., 0 TD)  
153, Howard, CHI vs. MIN 10/31 (26 att., 1 TD)  
152, Freeman, ATL at NO 09/26 (14 att., 0 TD)  
150, McCoy, BUF at LA 10/09 (18 att., 0 TD)  
149, L. Miller, HOU vs. IND 10/16 (ot) (24 att., 1 TD)  
146, Bell, PIT at CLE 11/20 (28 att., 1 TD)  
144, Bell, PIT vs. KC 10/02 (18 att., 0 TD)  
143, D. Williams, PIT at WAS 09/12 (26 att., 2 TD)  
140, Elliott, DAL vs. CHI 09/25 (30 att., 0 TD)  
140, McCoy, BUF vs. SF 10/16 (19 att., 3 TD)  
138, Elliott, DAL at SF 10/02 (23 att., 1 TD)  
137, Kelley, WAS vs. GB 11/20 (24 att., 3 TD)  
135, Jones, WAS vs. PHI 10/16 (16 att., 1 TD)  
134, Elliott, DAL vs. CIN 10/09 (15 att., 2 TD)  
133, Crowell, CLE vs. BAL 09/18 (18 att., 1 TD)  
131, Ware, KC at OAK 10/16 (24 att., 1 TD)  
127, Blount, NE at PIT 10/23 (24 att., 2 TD)  
124, Blount, NE at SF 11/20 (19 att., 0 TD)  
123, Murray, TEN vs. GB 11/13 (17 att., 1 TD)  
123, Blount, NE vs. MIA 09/18 (29 att., 1 TD)  
123, Murray, TEN vs. JAX 10/27 (21 att., 1 TD)  
121, Murray, TEN at MIA 10/09 (27 att., 0 TD)  
120, Crowell, CLE at WAS 10/02 (16 att., 1 TD)  
118, Howard, CHI at IND 10/09 (16 att., 0 TD)  
117, Jones, WAS vs. CLE 10/02 (22 att., 1 TD)  
114, Murray, OAK vs. DEN 11/06 (20 att., 3 TD)  
114, Murray, TEN vs. OAK 09/25 (16 att., 1 TD)  
114, Elliott, DAL at PIT 11/13 (21 att., 2 TD)  
113, West, BAL vs. OAK 10/02 (21 att., 1 TD)  
113, D. Johnson, ARI vs. SEA 10/23 (ot) (33 att., 0 TD)  
111, Ajayi, MIA vs. NYJ 11/06 (24 att., 1 TD)  
111, D. Johnson, ARI vs. NYJ 10/17 (22 att., 3 TD)  
111, Howard, CHI vs. DET 10/02 (23 att., 0 TD)  
111, Gordon, SD at DEN 10/30 (23 att., 0 TD)  
110, McCoy, BUF vs. ARI 09/25 (17 att., 2 TD)  
109, Mathews, PHI vs. ATL 11/13 (19 att., 2 TD)  
107, C. Anderson, DEN vs. HOU 10/24 (16 att., 1 TD)  
107, Ivory, JAX at KC 11/06 (18 att., 0 TD)  
107, Murray, TEN vs. IND 10/23 (25 att., 1 TD)  
106, Michael, SEA vs. SF 09/25 (20 att., 2 TD)  
106, L. Miller, HOU vs. CHI 09/11 (28 att., 0 TD)  
106, Gore, IND at HOU 10/16 (ot) (22 att., 0 TD)  
105, Blount, NE vs. HOU 09/22 (24 att., 2 TD)  
104, L. Miller, HOU at OAK 11/21 (24 att., 1 TD)  
104, Hogan, CLE at CIN 10/23 (7 att., 1 TD)  
103, D. Johnson, ARI at MIN 11/20 (22 att., 1 TD)  
103, Lacy, GB vs. DET 09/25 (17 att., 0 TD)  
103, Hyde, SF at SEA 09/25 (21 att., 2 TD)  
102, Gordon, SD vs. JAX 09/18 (24 att., 1 TD)  
102, Hightower, NO vs. SEA 10/30 (26 att., 0 TD)  
101, Rodgers, TB at CAR 10/10 (30 att., 0 TD)  
100, Forte, NYJ at BUF 09/15 (30 att., 3 TD)  
100, Whittaker, CAR vs. SF 09/18 (16 att., 0 TD)  
100, Howard, CHI at TB 11/13 (15 att., 0 TD)  
100, Forte, NYJ vs. BAL 10/23 (30 att., 1 TD)

**WEEK 11 / THROUGH MONDAY, NOVEMBER 21, 2016****AFC / LEADING PASSERS**

Player, Team	Att	Comp	Pct		Avg		Pct			Pct Rating	
			Comp	Yds	Gain	TD	TD	Long	Int	Int	Points
Brady, N.E.	206	145	70.4	1915	9.30	16	7.8	63	1	0.5	123.3
Carr, Oak.	385	255	66.2	2800	7.27	20	5.2	75t	4	1.0	100.6
Mariota, Ten.	355	228	64.2	2772	7.81	23	6.5	60	8	2.3	100.3
Roethlisberger, Pit.	353	228	64.6	2524	7.15	20	5.7	72t	7	2.0	96.3
Luck, Ind.	375	236	62.9	2827	7.54	19	5.1	64t	8	2.1	93.9
*Kessler, Cle.	192	126	65.6	1369	7.13	6	3.1	44	2	1.0	92.6
Rivers, S.D.	369	229	62.1	2886	7.82	20	5.4	59	11	3.0	92.0
Dalton, Cin.	360	233	64.7	2760	7.67	11	3.1	71	6	1.7	91.2
A. Smith, K.C.	302	203	67.2	2077	6.88	9	3.0	46t	4	1.3	91.2
Tannehill, Mia.	299	197	65.9	2289	7.66	12	4.0	74t	8	2.7	91.1
Taylor, Buf.	295	181	61.4	1935	6.56	10	3.4	84t	4	1.4	86.2
Siemian, Den.	291	175	60.1	2028	6.97	12	4.1	69t	7	2.4	85.0
Bortles, Jac.	415	250	60.2	2623	6.32	18	4.3	51t	13	3.1	80.0
Flacco, Bal.	414	260	62.8	2643	6.38	10	2.4	95t	9	2.2	80.0
Osweiler, Hou.	363	216	59.5	2061	5.68	12	3.3	53	10	2.8	74.9
Fitzpatrick, NY-J	298	168	56.4	1983	6.65	8	2.7	57	13	4.4	67.6

**AFC / LEADING PASSERS, RANKS**

Player, Team	Att	Comp	Pct		Avg		Pct			Pct Rating	
			Comp	Yds	Gain	TD	TD	Long	Int	Int	Points
Brady, N.E.	15	15	1	15	1	7	1		1	1	1
Carr, Oak.	3	2	3	3	7	2t	5		3t	2	2
Mariota, Ten.	8	7t	8	4	3	1	2		9t	10	3
Roethlisberger, Pit.	9	7t	7	8	8	2t	3		7t	7	4
Luck, Ind.	4	4	9	2	6	5	6		9t	8	5
*Kessler, Cle.	16	16	5	16	9	16	12		2	3	6
Rivers, S.D.	5	6	11	1	2	2t	4		14	14	7
Dalton, Cin.	7	5	6	5	4	11	13		6	6	8
A. Smith, K.C.	10	10	2	10	11	14	14		3t	4	9
Tannehill, Mia.	11	11	4	9	5	8t	9		9t	12	10
Taylor, Buf.	13	12	12	14	13	12t	10		3t	5	11
Siemian, Den.	14	13	14	12	10	8t	8		7t	11	12
Bortles, Jac.	1	3	13	7	15	6	7		15t	15	13
Flacco, Bal.	2	1	10	6	14	12t	16		12	9	14
Osweiler, Hou.	6	9	15	11	16	8t	11		13	13	15
Fitzpatrick, NY-J	12	14	16	13	12	15	15		15t	16	16



**WEEK 11 / THROUGH MONDAY, NOVEMBER 21, 2016****AFC / FOURTH-QUARTER PASSING LEADERS**

Rank	Player, Team	Att	Comp	Comp%	Yards	YPA	TD	TD%	Int	Int%	Rating
1)	*Lynch, Den.	25	19	76.0	188	7.52	2	8.0	0	0.0	123.4
2)	Carr, Oak.	92	61	66.3	830	9.02	8	8.7	1	1.1	119.4
3)	Brady, N.E.	43	30	69.8	438	10.19	2	4.7	0	0.0	118.2
4)	Roethlisberger, Pit.	102	70	68.6	808	7.92	6	5.9	1	1.0	107.8
5)	Luck, Ind.	119	75	63.0	932	7.83	8	6.7	2	1.7	102.6
6)	Siemian, Den.	77	46	59.7	632	8.21	6	7.8	2	2.6	101.2
7)	A. Smith, K.C.	83	58	69.9	571	6.88	4	4.8	2	2.4	95.0
8)	Mariota, Ten.	103	66	64.1	700	6.80	7	6.8	3	2.9	94.3
9)	Oswelier, Hou.	96	61	63.5	540	5.63	4	4.2	0	0.0	92.4
10)	Bortles, Jac.	146	89	61.0	1025	7.02	9	6.2	4	2.7	91.3
11)	Tannehill, Mia.	85	53	62.4	649	7.64	5	5.9	3	3.5	90.8
12)	Taylor, Buf.	61	34	55.7	366	6.00	3	4.9	1	1.6	83.1
13)	Dalton, Cin.	98	64	65.3	674	6.88	3	3.1	3	3.1	82.6
14)	*Kessler, Cle.	49	28	57.1	320	6.53	1	2.0	1	2.0	75.2
15)	Flacco, Bal.	110	61	55.5	578	5.25	3	2.7	2	1.8	71.7
16)	Rivers, S.D.	100	60	60.0	729	7.29	3	3.0	5	5.0	71.6
17)	McCown, Cle.	60	31	51.7	289	4.82	2	3.3	4	6.7	48.5
18)	Fitzpatrick, NY-J	76	38	50.0	476	6.26	1	1.3	9	11.8	34.6

**AFC / THIRD-DOWN PASSING LEADERS**

Rank	Player, Team	Att	Comp	Comp%	Yards	YPA	TD	TD%	Int	Int%	Rating
1)	Brady, N.E.	53	41	77.4	742	14.00	7	13.2	0	0.0	158.2
2)	Roethlisberger, Pit.	85	49	57.6	666	7.84	8	9.4	1	1.2	109.2
3)	Mariota, Ten.	107	68	63.6	967	9.04	8	7.5	3	2.8	105.9
4)	Carr, Oak.	105	64	61.0	732	6.97	5	4.8	0	0.0	97.8
5)	Taylor, Buf.	80	46	57.5	588	7.35	5	6.3	2	2.5	91.0
6)	Siemian, Den.	76	45	59.2	531	6.99	6	7.9	3	3.9	90.4
7)	Rivers, S.D.	96	59	61.5	662	6.90	4	4.2	2	2.1	87.2
8)	Tannehill, Mia.	90	50	55.6	581	6.46	4	4.4	1	1.1	85.5
9)	Dalton, Cin.	99	60	60.6	692	6.99	3	3.0	2	2.0	83.4
10)	Flacco, Bal.	116	67	57.8	742	6.40	3	2.6	2	1.7	78.3
11)	Luck, Ind.	87	48	55.2	603	6.93	4	4.6	3	3.4	77.9
12)	Oswelier, Hou.	102	58	56.9	615	6.03	3	2.9	3	2.9	72.1
13)	A. Smith, K.C.	71	39	54.9	370	5.21	1	1.4	1	1.4	68.4
14)	Fitzpatrick, NY-J	81	43	53.1	495	6.11	0	0.0	4	4.9	51.2
15)	Bortles, Jac.	108	61	56.5	580	5.37	4	3.7	9	8.3	49.2

**WEEK 11 / THROUGH MONDAY, NOVEMBER 21, 2016****AFC / LEADING RUSHERS**

Rank	Player, Team	Att	Yards	Avg	Long	TD
1)	Murray, Ten.	212	1000	4.7	75t	8
2)	Gordon, S.D.	217	838	3.9	48	9
3)	L. Miller, Hou.	192	824	4.3	45	3
4t)	Ajayi, Mia.	143	802	5.6	62t	6
4t)	Blount, N.E.	201	802	4.0	44	12
6)	Forte, NY-J	189	732	3.9	32	7
7)	McCoy, Buf.	138	716	5.2	53	7
8)	Gore, Ind.	163	642	3.9	22	4
9)	Ware, K.C.	132	641	4.9	46	2
10)	Hill, Cin.	135	623	4.6	74t	6
11)	Bell, Pit.	128	579	4.5	44	2
12)	Crowell, Cle.	129	561	4.3	85t	5
13)	West, Bal.	140	552	3.9	35	4
14)	C. Anderson, Den.	110	437	4.0	28	4
15)	Murray, Oak.	101	426	4.2	42	8
16)	Taylor, Buf. (QB)	63	401	6.4	49	4
17)	*Booker, Den.	104	396	3.8	18	2
18)	Bernard, Cin.	91	337	3.7	17	2
19)	Gillislee, Buf.	56	326	5.8	44t	4
20)	Ivory, Jac.	84	306	3.6	42	1
21)	*Washington, Oak.	63	302	4.8	30	0
22)	Yeldon, Jac.	83	301	3.6	16	1
23)	*Richard, Oak.	46	281	6.1	75t	1
24)	D. Williams, Pit.	75	276	3.7	17	3
25)	Powell, NY-J	40	272	6.8	35t	1
26)	Mariota, Ten. (QB)	45	264	5.9	41	2
27)	D. Johnson, Cle.	51	257	5.0	17	1
28)	*Henry, Ten.	62	252	4.1	22	1
29)	Luck, Ind. (QB)	51	246	4.8	24	1
30)	Blue, Hou.	46	225	4.9	19	0
31)	Bortles, Jac. (QB)	37	213	5.8	26	1
32)	West, K.C.	48	183	3.8	28	0
33)	Dalton, Cin. (QB)	34	139	4.1	15	3
34)	Woodhead, S.D.	19	116	6.1	23	0
35t)	Fitzpatrick, NY-J (QB)	24	112	4.7	14	0
35t)	J. White, N.E.	28	112	4.0	16	0
37)	Tannehill, Mia. (QB)	27	110	4.1	18	1
38)	*Hogan, Cle. (QB)	8	105	13.1	28t	1
39)	*Dixon, Bal.	27	101	3.7	20	0
40)	D. Williams, Mia.	23	95	4.1	23	3
41)	Osweiler, Hou. (QB)	21	89	4.2	15	0
42)	*Brissett, N.E. (QB)	16	83	5.2	27t	1
43)	*Drake, Mia.	17	79	4.6	12	1
44)	*Hill, K.C. (WR)	10	65	6.5	18	0
45)	Brady, N.E. (QB)	19	63	3.3	15	0
46)	Carr, Oak. (QB)	24	62	2.6	13	0
47)	*J. Williams, Buf.	17	61	3.6	9	1
48)	Heyward-Bey, Pit. (WR)	1	60	60.0	60t	1
49t)	Bibbs, Den.	15	58	3.9	10	0
49t)	*Farrow, S.D.	15	58	3.9	9	0

**AFC / THIRD-AND-ONE RUSHING LEADERS**

Rank	Player, Team	Att	FD	Pct
1t)	Forte, NY-J	5	5	100.0
1t)	Murray, Oak.	5	5	100.0
1t)	Gillislee, Buf.	4	4	100.0
1t)	Ajayi, Mia.	3	3	100.0
1t)	Siemian, Den.	3	3	100.0
6t)	Bell, Pit.	6	5	83.3
6t)	Luck, Ind.	6	5	83.3
8t)	Ware, K.C.	10	8	80.0
8t)	Felton, Buf.	5	4	80.0
10t)	Murray, Ten.	8	6	75.0
10t)	Blount, N.E.	4	3	75.0
10t)	L. Miller, Hou.	4	3	75.0
13)	Gordon, S.D.	8	5	62.5
14t)	*Henry, Ten.	5	3	60.0
14t)	West, Bal.	5	3	60.0
16)	C. Anderson, Den.	8	3	37.5

**WEEK 11 / THROUGH MONDAY, NOVEMBER 21, 2016****AFC / LEADERS IN RECEPTIONS**

Rank	Player, Team	Rec	Yards	Avg	Long	TD
1)	Brown, Pit.	77	907	11.8	51	7
2)	Green, Cin.	66	964	14.6	54t	4
3)	Cooper, Oak.	62	900	14.5	64t	3
4)	Landry, Mia.	60	686	11.4	42t	2
5)	Hilton, Ind.	57	888	15.6	63t	5
6t)	Pryor, Cle.	56	724	12.9	44	4
6t)	Edelman, N.E.	56	534	9.5	33	2
8)	Thomas, Den.	55	678	12.3	55t	5
9)	Sanders, Den.	54	668	12.4	41t	3
10)	Bell, Pit. (RB)	53	415	7.8	23	1
11)	Crabtree, Oak.	52	601	11.6	56	6
12)	A. Robinson, Jac.	51	567	11.1	35	6
13)	Hopkins, Hou.	50	540	10.8	35	3
14t)	Kelce, K.C. (TE)	49	574	11.7	44	3
14t)	Pitta, Bal. (TE)	49	405	8.3	30	0
16)	Wallace, Bal.	48	735	15.3	95t	4
17)	Walker, Ten. (TE)	46	607	13.2	47	5
18)	Matthews, Ten.	45	605	13.4	60	6
19)	S. Smith, Bal.	44	516	11.7	52t	3
20t)	Ty. Williams, S.D.	43	720	16.7	51t	4
20t)	B. Marshall, NY-J	43	601	14.0	41	2
22t)	Lee, Jac.	42	544	13.0	51	1
22t)	Woods, Buf.	42	493	11.7	29	1
22t)	D. Johnson, Cle. (RB)	42	384	9.1	32	0
25)	Murray, Ten. (RB)	40	268	6.7	35	3
26t)	Bennett, N.E. (TE)	39	518	13.3	58	4
26t)	Benjamin, S.D.	39	514	13.2	54	3
26t)	Barnidge, Cle. (TE)	39	457	11.7	43	1
26t)	J. White, N.E. (RB)	39	353	9.1	36	4
26t)	Bernard, Cin. (RB)	39	336	8.6	32	1
31t)	Enunwa, NY-J	38	534	14.1	69t	3
31t)	Parker, Mia.	38	485	12.8	56	2
33)	Doyle, Ind. (TE)	37	386	10.4	24	4
34t)	*Hill, K.C.	36	376	10.4	49	4
34t)	Powell, NY-J (RB)	36	240	6.7	18	1
36)	Fiedorowicz, Hou. (TE)	35	387	11.1	26t	3
37t)	Hurns, Jac.	34	465	13.7	42t	2
37t)	*Sharpe, Ten.	34	453	13.3	34t	2
37t)	Clay, Buf. (TE)	34	306	9.0	33	0
37t)	Yeldon, Jac. (RB)	34	217	6.4	17	1
41t)	LaFell, Cin.	33	419	12.7	49	4
41t)	*Boyd, Cin.	33	349	10.6	30	1
41t)	Gordon, S.D. (RB)	33	346	10.5	35	2
44)	Inman, S.D.	32	408	12.8	57t	1
45)	Conley, K.C.	31	354	11.4	33	0
46t)	Maclin, K.C.	30	376	12.5	38	2
46t)	Gates, S.D. (TE)	30	290	9.7	19	5
46t)	Thomas, Jac. (TE)	30	281	9.4	24	4
46t)	Griffin, Hou. (TE)	30	253	8.4	45	1
50)	James, Pit. (TE)	29	236	8.1	24	3

**WEEK 11 / THROUGH MONDAY, NOVEMBER 21, 2016****AFC / RECEIVING YARDAGE LEADERS**

Rank	Player, Team	Yards	Rec	Avg	Long	TD
1)	Green, Cin.	964	66	14.6	54t	4
2)	Brown, Pit.	907	77	11.8	51	7
3)	Cooper, Oak.	900	62	14.5	64t	3
4)	Hilton, Ind.	888	57	15.6	63t	5
5)	Wallace, Bal.	735	48	15.3	95t	4
6)	Pryor, Cle.	724	56	12.9	44	4
7)	Ty. Williams, S.D.	720	43	16.7	51t	4
8)	Landry, Mia.	686	60	11.4	42t	2
9)	Thomas, Den.	678	55	12.3	55t	5
10)	Sanders, Den.	668	54	12.4	41t	3
11)	Walker, Ten. (TE)	607	46	13.2	47	5
12)	Matthews, Ten.	605	45	13.4	60	6
13t)	Crabtree, Oak.	601	52	11.6	56	6
13t)	B. Marshall, NY-J	601	43	14.0	41	2
15)	Kelce, K.C. (TE)	574	49	11.7	44	3
16)	A. Robinson, Jac.	567	51	11.1	35	6
17)	Lee, Jac.	544	42	13.0	51	1
18t)	R. Gronkowski, N.E. (TE)	540	25	21.6	53t	3
18t)	Hopkins, Hou.	540	50	10.8	35	3
20t)	Edelman, N.E.	534	56	9.5	33	2
20t)	Enunwa, NY-J	534	38	14.1	69t	3
22)	Bennett, N.E. (TE)	518	39	13.3	58	4
23)	S. Smith, Bal.	516	44	11.7	52t	3
24)	Benjamin, S.D.	514	39	13.2	54	3
25)	Woods, Buf.	493	42	11.7	29	1
26)	Parker, Mia.	485	38	12.8	56	2
27)	Hurns, Jac.	465	34	13.7	42t	2
28)	Barnidge, Cle. (TE)	457	39	11.7	43	1
29)	*Sharpe, Ten.	453	34	13.3	34t	2
30)	Coates, Pit.	425	20	21.3	72t	2
31)	LaFell, Cin.	419	33	12.7	49	4
32)	Bell, Pit. (RB)	415	53	7.8	23	1
33t)	Inman, S.D.	408	32	12.8	57t	1
33t)	Stills, Mia.	408	23	17.7	74t	4
35)	Pitta, Bal. (TE)	405	49	8.3	30	0
36)	Hogan, N.E.	391	19	20.6	63	2
37)	*Fuller, Hou.	389	26	15.0	53	2
38)	Fiedorowicz, Hou. (TE)	387	35	11.1	26t	3
39)	Doyle, Ind. (TE)	386	37	10.4	24	4
40)	D. Johnson, Cle. (RB)	384	42	9.1	32	0
41t)	*Hill, K.C.	376	36	10.4	49	4
41t)	Maclin, K.C.	376	30	12.5	38	2
41t)	Wright, Ten.	376	25	15.0	48t	3
44)	Dorsett, Ind.	364	21	17.3	64t	1
45)	Conley, K.C.	354	31	11.4	33	0
46)	J. White, N.E. (RB)	353	39	9.1	36	4
47)	*Henry, S.D. (TE)	351	24	14.6	59	4
48)	*Boyd, Cin.	349	33	10.6	30	1
49)	Gordon, S.D. (RB)	346	33	10.5	35	2
50)	Ware, K.C. (RB)	340	22	15.5	46t	1

**WEEK 11 / THROUGH MONDAY, NOVEMBER 21, 2016****AFC / THIRD-DOWN RECEIVING LEADERS**

Rank	Player, Team	Rec	Yards	Avg	Long	TD
1)	Landry, Mia.	20	201	10.1	39	0
2)	Hopkins, Hou.	19	198	10.4	24	0
3t)	Cooper, Oak.	18	303	16.8	34t	1
3t)	D. Johnson, Cle. (RB)	18	168	9.3	28	0
5)	A. Robinson, Jac.	17	169	9.9	19	1
6t)	Crabtree, Oak.	16	225	14.1	56	2
6t)	Pitta, Bal. (TE)	16	162	10.1	30	0
8t)	Ty. Williams, S.D.	15	233	15.5	44t	1
8t)	Powell, NY-J (RB)	15	92	6.1	11	1
10t)	Pryor, Cle.	14	201	14.4	36	1
10t)	Edelman, N.E.	14	192	13.7	33	1
10t)	Hilton, Ind.	14	188	13.4	27	1
13t)	Thomas, Den.	13	194	14.9	55t	4
13t)	Wright, Ten.	13	190	14.6	48	1
13t)	Green, Cin.	13	189	14.5	48t	1
13t)	Sanders, Den.	13	177	13.6	41t	1
13t)	Murray, Ten. (RB)	13	136	10.5	35	1
13t)	Barnidge, Cle. (TE)	13	132	10.2	17	1
19t)	Brown, Pit.	12	167	13.9	26t	1
19t)	Amendola, N.E.	12	148	12.3	32	2
19t)	B. Marshall, NY-J	12	141	11.8	41	0
19t)	Woods, Buf.	12	136	11.3	24	0
19t)	Gates, S.D. (TE)	12	122	10.2	17	1
19t)	*Boyd, Cin.	12	103	8.6	16	1
19t)	Bernard, Cin. (RB)	12	99	8.3	32	0
26t)	Walker, Ten. (TE)	11	191	17.4	47	1
26t)	Wallace, Bal.	11	152	13.8	66t	1
26t)	Lee, Jac.	11	150	13.6	38	0
26t)	Kelce, K.C. (TE)	11	146	13.3	21	0
30t)	Coates, Pit.	10	230	23.0	72t	2
30t)	Matthews, Ten.	10	128	12.8	22	2
30t)	S. Smith, Bal.	10	107	10.7	19	1
30t)	Benjamin, S.D.	10	103	10.3	21	1
30t)	J. White, N.E. (RB)	10	77	7.7	19t	1
30t)	Juszczyk, Bal. (RB)	10	74	7.4	18	0
36t)	R. Gronkowski, N.E. (TE)	9	231	25.7	38	1
36t)	Rogers, Pit.	9	123	13.7	32	1
36t)	Fiedorowicz, Hou. (TE)	9	86	9.6	18	1
36t)	Yeldon, Jac. (RB)	9	69	7.7	17	0
40t)	*Fuller, Hou.	8	154	19.3	35	1
40t)	*Sharpe, Ten.	8	151	18.9	34t	2
40t)	Inman, S.D.	8	89	11.1	22	0
40t)	Doyle, Ind. (TE)	8	64	8.0	20	2
40t)	Thomas, Jac. (TE)	8	54	6.8	22t	2
45t)	Aiken, Bal.	7	97	13.9	29	0
45t)	Clay, Buf. (TE)	7	82	11.7	33	0
45t)	Conley, K.C.	7	77	11.0	18	0
45t)	Hawkins, Cle.	7	57	8.1	17	1
45t)	Roberts, Oak.	7	53	7.6	19	0
45t)	Bell, Pit. (RB)	7	39	5.6	18	1

**WEEK 11 / THROUGH MONDAY, NOVEMBER 21, 2016****AFC / LEADING SCORERS, NONKICKERS**

Rank	Player, Team	TD	Rush	Rec	Ret	X2	Pts
1)	Blount, N.E. (RB)	12	12	0	0	0	72
2t)	Gordon, S.D. (RB)	11	9	2	0	0	66
2t)	Murray, Ten. (RB)	11	8	3	0	0	66
4t)	Forte, NY-J (RB)	8	7	1	0	0	48
4t)	McCoy, Buf. (RB)	8	7	1	0	0	48
4t)	Murray, Oak. (RB)	8	8	0	0	0	48
7t)	Brown, Pit. (WR)	7	0	7	0	0	42
7t)	Gore, Ind. (RB)	7	4	3	0	0	42
9t)	Crabtree, Oak. (WR)	6	0	6	0	1	38
9t)	A. Robinson, Jac. (WR)	6	0	6	0	1	38
11t)	Ajayi, Mia. (RB)	6	6	0	0	0	36
11t)	Hill, Cin. (RB)	6	6	0	0	0	36
11t)	Matthews, Ten. (WR)	6	0	6	0	0	36
14t)	Pryor, Cle. (WR)	5	1	4	0	1	32
14t)	Thomas, Den. (WR)	5	0	5	0	1	32
16t)	C. Anderson, Den. (RB)	5	4	1	0	0	30
16t)	Crowell, Cle. (RB)	5	5	0	0	0	30
16t)	Gates, S.D. (TE)	5	0	5	0	0	30
16t)	Gillislee, Buf. (RB)	5	4	1	0	0	30
16t)	Hilton, Ind. (WR)	5	0	5	0	0	30
16t)	Walker, Ten. (TE)	5	0	5	0	0	30
16t)	D. Williams, Mia. (RB)	5	3	2	0	0	30
23t)	Taylor, Buf. (QB)	4	4	0	0	1	26
23t)	Wallace, Bal. (WR)	4	0	4	0	1	26
25t)	Amendola, N.E. (WR)	4	0	4	0	0	24
25t)	Bennett, N.E. (TE)	4	0	4	0	0	24
25t)	Doyle, Ind. (TE)	4	0	4	0	0	24
25t)	Green, Cin. (WR)	4	0	4	0	0	24
25t)	*Henry, S.D. (TE)	4	0	4	0	0	24
25t)	*Hill, K.C. (WR)	4	0	4	0	0	24
25t)	LaFell, Cin. (WR)	4	0	4	0	0	24
25t)	L. Miller, Hou. (RB)	4	3	1	0	0	24
25t)	Moncrief, Ind. (WR)	4	0	4	0	0	24
25t)	Roberts, Oak. (WR)	4	0	4	0	0	24
25t)	Stills, Mia. (WR)	4	0	4	0	0	24
25t)	Thomas, Jac. (TE)	4	0	4	0	0	24
25t)	West, Bal. (RB)	4	4	0	0	0	24
25t)	J. White, N.E. (RB)	4	0	4	0	0	24
25t)	D. Williams, Pit. (RB)	4	3	1	0	0	24
25t)	Ty. Williams, S.D. (WR)	4	0	4	0	0	24
41)	Cooper, Oak. (WR)	3	0	3	0	2	22
42t)	Bell, Pit. (RB)	3	2	1	0	1	20
42t)	Kelce, K.C. (TE)	3	0	3	0	1	20
42t)	S. Smith, Bal. (WR)	3	0	3	0	1	20
45t)	Benjamin, S.D. (WR)	3	0	3	0	0	18
45t)	Bernard, Cin. (RB)	3	2	1	0	0	18
45t)	Dalton, Cin. (QB)	3	3	0	0	0	18
45t)	Enunwa, NY-J (WR)	3	0	3	0	0	18
45t)	Fiedorowicz, Hou. (TE)	3	0	3	0	0	18
45t)	*Fuller, Hou. (WR)	3	0	2	1	0	18
45t)	Goodwin, Buf. (WR)	3	0	3	0	0	18
45t)	R. Gronkowski, N.E. (TE)	3	0	3	0	0	18
45t)	Hawkins, Cle. (WR)	3	0	3	0	0	18
45t)	Heyward-Bey, Pit. (WR)	3	1	2	0	0	18
45t)	Hopkins, Hou. (WR)	3	0	3	0	0	18
45t)	Hunter, Mia.-Buf. (WR)	3	0	3	0	0	18
45t)	James, Pit. (TE)	3	0	3	0	0	18
45t)	Olawale, Oak. (RB)	3	2	1	0	0	18
45t)	Sanders, Den. (WR)	3	0	3	0	0	18
45t)	Turbin, Ind. (RB)	3	3	0	0	0	18
45t)	Ware, K.C. (RB)	3	2	1	0	0	18
45t)	Wright, Ten. (WR)	3	0	3	0	0	18



**WEEK 11 / THROUGH MONDAY, NOVEMBER 21, 2016****AFC / LEADING SCORERS, KICKERS**

Rank	Player, Team	PAT	FG	Pct	Long	Pts
1)	Lambo, S.D.	29/32	21/23	.913	47	92
2)	Santos, K.C.	19/20	23/26	.885	54	88
3)	Vinatieri, Ind.	27/27	20/21	.952	54	87
4)	McManus, Den.	22/23	21/24	.875	55	85
5)	Tucker, Bal.	14/14	23/23	1.000	53	83
6)	Janikowski, Oak.	26/26	18/24	.750	56	80
7)	Novak, Hou.	16/17	21/26	.808	53	79
8)	Succop, Ten.	29/31	14/16	.875	51	71
9)	Gostkowski, N.E.	30/33	13/16	.813	53	69
10t)	Carpenter, Buf.	25/27	14/18	.778	54	67
10t)	Nugent, Cin.	19/22	16/21	.762	47	67
12)	Folk, NY-J	17/19	16/18	.889	48	65
13)	Myers, Jac.	18/19	15/18	.833	54	63
14)	Franks, Mia.	24/24	12/15	.800	41	60
15)	Boswell, Pit.	22/22	12/16	.750	49	58
16)	Parkey, Cle.	12/13	12/16	.750	51	48
17)	Murray, Cle.	3/ 4	1/ 2	.500	35	6

**AFC / TOUCHBACKS ON KICKOFFS**

Rank	Player, Team	TB
1)	Lambo, S.D.	51
2)	Succop, Ten.	41
3)	McAfee, Ind.	36
4t)	Boswell, Pit.	34
4t)	McManus, Den.	34
4t)	Tucker, Bal.	34
7)	Myers, Jac.	33
8)	Gostkowski, N.E.	31
9)	Santos, K.C.	30
10t)	Franks, Mia.	29
10t)	Janikowski, Oak.	29
12)	Parkey, Cle.	26
13)	Folk, NY-J	25
14)	Nugent, Cin.	22
15)	Carpenter, Buf.	15
16)	Novak, Hou.	12
17)	Gay, Buf.	5
18)	Murray, Cle.	4

**WEEK 11 / THROUGH MONDAY, NOVEMBER 21, 2016**

**AFC / MOST YARDS FROM SCRIMMAGE**

Rank	Player, Team	Total			Rushing			Receiving		
		Yards	Att+Rec	Avg	Yards	Att	Avg	Yards	Rec	Avg
1)	Murray, Ten. (RB)	1268	252	5.0	1000	212	4.7	268	40	6.7
2)	Gordon, S.D. (RB)	1184	250	4.7	838	217	3.9	346	33	10.5
3)	Bell, Pit. (RB)	994	181	5.5	579	128	4.5	415	53	7.8
4)	Ware, K.C. (RB)	981	154	6.4	641	132	4.9	340	22	15.5
5)	Green, Cin. (WR)	964	66	14.6	0	0	---	964	66	14.6
6)	L. Miller, Hou. (RB)	957	216	4.4	824	192	4.3	133	24	5.5
7)	Brown, Pit. (WR)	916	80	11.5	9	3	3.0	907	77	11.8
8)	Forte, NY-J (RB)	911	212	4.3	732	189	3.9	179	23	7.8
9)	Cooper, Oak. (WR)	900	62	14.5	0	0	---	900	62	14.5
10)	Hilton, Ind. (WR)	888	57	15.6	0	0	---	888	57	15.6
11)	Ajayi, Mia. (RB)	878	158	5.6	802	143	5.6	76	15	5.1
12)	McCoy, Buf. (RB)	860	164	5.2	716	138	5.2	144	26	5.5
13)	Gore, Ind. (RB)	843	191	4.4	642	163	3.9	201	28	7.2
14)	Blount, N.E. (RB)	833	207	4.0	802	201	4.0	31	6	5.2
15)	Crowell, Cle. (RB)	808	155	5.2	561	129	4.3	247	26	9.5
16)	Wallace, Bal. (WR)	767	52	14.8	32	4	8.0	735	48	15.3
17)	Pryor, Cle. (WR)	745	64	11.6	21	8	2.6	724	56	12.9
18)	Ty. Williams, S.D. (WR)	720	43	16.7	0	0	---	720	43	16.7
19)	Landry, Mia. (WR)	704	63	11.2	18	3	6.0	686	60	11.4
20)	Hill, Cin. (RB)	685	144	4.8	623	135	4.6	62	9	6.9
21)	Thomas, Den. (WR)	678	55	12.3	0	0	---	678	55	12.3
22)	Bernard, Cin. (RB)	673	130	5.2	337	91	3.7	336	39	8.6
23)	Sanders, Den. (WR)	668	54	12.4	0	0	---	668	54	12.4
24)	D. Johnson, Cle. (RB)	641	93	6.9	257	51	5.0	384	42	9.1
25)	West, Bal. (RB)	640	153	4.2	552	140	3.9	88	13	6.8
26)	Walker, Ten. (TE)	610	47	13.0	3	1	3.0	607	46	13.2
27)	Matthews, Ten. (WR)	605	45	13.4	0	0	---	605	45	13.4
28t)	Crabtree, Oak. (WR)	601	52	11.6	0	0	---	601	52	11.6
28t)	B. Marshall, NY-J (WR)	601	43	14.0	0	0	---	601	43	14.0
30)	Murray, Oak. (RB)	588	124	4.7	426	101	4.2	162	23	7.0
31)	Edelman, N.E. (WR)	585	67	8.7	51	11	4.6	534	56	9.5
32)	Kelce, K.C. (TE)	569	50	11.4	-5	1	-5.0	574	49	11.7
33t)	Lee, Jac. (WR)	567	45	12.6	23	3	7.7	544	42	13.0
33t)	A. Robinson, Jac. (WR)	567	51	11.1	0	0	---	567	51	11.1
35)	C. Anderson, Den. (RB)	565	126	4.5	437	110	4.0	128	16	8.0
36t)	R. Gronkowski, N.E. (TE)	540	25	21.6	0	0	---	540	25	21.6
36t)	Hopkins, Hou. (WR)	540	50	10.8	0	0	---	540	50	10.8
38)	Enunwa, NY-J (WR)	534	38	14.1	0	0	---	534	38	14.1
39)	Bennett, N.E. (TE)	524	40	13.1	6	1	6.0	518	39	13.3
40)	Yeldon, Jac. (RB)	518	117	4.4	301	83	3.6	217	34	6.4
41)	S. Smith, Bal. (WR)	516	44	11.7	0	0	---	516	44	11.7
42)	*Booker, Den. (RB)	515	121	4.3	396	104	3.8	119	17	7.0
43)	Benjamin, S.D. (WR)	513	40	12.8	-1	1	-1.0	514	39	13.2
44)	Powell, NY-J (RB)	512	76	6.7	272	40	6.8	240	36	6.7
45)	Woods, Buf. (WR)	499	43	11.6	6	1	6.0	493	42	11.7
46)	Parker, Mia. (WR)	485	38	12.8	0	0	---	485	38	12.8
47t)	Hurns, Jac. (WR)	465	34	13.7	0	0	---	465	34	13.7
47t)	J. White, N.E. (RB)	465	67	6.9	112	28	4.0	353	39	9.1
49)	Barnidge, Cle. (TE)	457	39	11.7	0	0	---	457	39	11.7
50t)	*Richard, Oak. (RB)	454	67	6.8	281	46	6.1	173	21	8.2
50t)	*Sharpe, Ten. (WR)	454	35	13.0	1	1	1.0	453	34	13.3

**WEEK 11 / THROUGH MONDAY, NOVEMBER 21, 2016****AFC / LEADERS IN FIRST DOWNS**

Rank	Player, Team	Rush	Rec	Tot
1)	Gordon, S.D. (RB)	48	18	66
2)	Murray, Ten. (RB)	46	15	61
3)	Bell, Pit. (RB)	28	24	52
4)	Brown, Pit. (WR)	1	47	48
5)	Ware, K.C. (RB)	36	11	47
6t)	Blount, N.E. (RB)	45	1	46
6t)	Gore, Ind. (RB)	36	10	46
8t)	Ajayi, Mia. (RB)	39	4	43
8t)	L. Miller, Hou. (RB)	38	5	43
10)	Green, Cin. (WR)	0	41	41
11t)	McCoy, Buf. (RB)	32	8	40
11t)	Pryor, Cle. (WR)	2	38	40
13t)	Crowell, Cle. (RB)	28	11	39
13t)	Hilton, Ind. (WR)	0	39	39
15t)	Forte, NY-J (RB)	31	7	38
15t)	A. Robinson, Jac. (WR)	0	38	38
17)	Cooper, Oak. (WR)	0	37	37
18t)	Crabtree, Oak. (WR)	0	36	36
18t)	Murray, Oak. (RB)	29	7	36
20t)	Hopkins, Hou. (WR)	0	35	35
20t)	Landry, Mia. (WR)	1	34	35
20t)	Sanders, Den. (WR)	0	35	35
23)	Wallace, Bal. (WR)	2	32	34
24)	Hill, Cin. (RB)	30	3	33
25)	Thomas, Den. (WR)	0	32	32
26t)	Bernard, Cin. (RB)	15	16	31
26t)	Edelman, N.E. (WR)	3	28	31
26t)	B. Marshall, NY-J (WR)	0	31	31
26t)	Ty. Williams, S.D. (WR)	0	31	31
30t)	Kelce, K.C. (TE)	0	30	30
30t)	Lee, Jac. (WR)	1	29	30
30t)	Powell, NY-J (RB)	15	15	30
33t)	Matthews, Ten. (WR)	0	29	29
33t)	West, Bal. (RB)	26	3	29
35t)	C. Anderson, Den. (RB)	22	6	28
35t)	D. Johnson, Cle. (RB)	10	18	28
35t)	Woods, Buf. (WR)	1	27	28
38t)	Enunwa, NY-J (WR)	0	26	26
38t)	S. Smith, Bal. (WR)	0	26	26
38t)	J. White, N.E. (RB)	7	19	26
41)	Yeldon, Jac. (RB)	13	12	25
42t)	Barnidge, Cle. (TE)	0	24	24
42t)	*Sharpe, Ten. (WR)	0	24	24
44)	Parker, Mia. (WR)	0	23	23
45t)	*Booker, Den. (RB)	19	3	22
45t)	*Hill, K.C. (WR)	4	18	22
45t)	Hurns, Jac. (WR)	0	22	22
45t)	Walker, Ten. (TE)	0	22	22
49t)	Benjamin, S.D. (WR)	0	21	21
49t)	Bennett, N.E. (TE)	0	21	21
49t)	*Boyd, Cin. (WR)	0	21	21
49t)	Conley, K.C. (WR)	0	21	21
49t)	Doyle, Ind. (TE)	0	21	21
49t)	Fiedorowicz, Hou. (TE)	0	21	21
49t)	Gates, S.D. (TE)	0	21	21
49t)	Gillislee, Buf. (RB)	20	1	21
49t)	LaFell, Cin. (WR)	0	21	21
49t)	Taylor, Buf. (QB)	21	0	21

**WEEK 11 / THROUGH MONDAY, NOVEMBER 21, 2016****AFC / LEADING PUNTERS**

Rank	Player, Team	No	Yards	Lg	Avg	TB	Blk	Dwn	OB	Opp Ret	In Yds	Net 20	Net Avg
1)	McAfee, Ind.	40	2013	74	50.3	8	0	3	6	14	133	13	43.0
2)	King, Oak.	47	2289	72	48.7	3	0	9	8	20	243	22	42.3
3)	Lechler, Hou.	44	2134	62	48.5	2	0	1	5	30	353	16	39.6
4)	Koch, Bal.	55	2580	68	46.9	4	0	5	11	27	320	22	39.6
5)	Nortman, Jac.	46	2138	78	46.5	5	0	11	2	19	261	15	38.6
6)	Berry, Pit.	46	2129	63	46.3	1	1	7	7	21	217	17	40.3
7)	Darr, Mia.	55	2544	66	46.3	3	0	6	5	25	228	18	41.0
8)	*Dixon, Den.	48	2209	68	46.0	3	0	6	2	24	149	14	41.7
9)	Colquitt, K.C.	48	2197	64	45.8	5	0	5	3	20	120	22	41.2
10)	Huber, Cin.	50	2279	61	45.6	4	0	6	3	26	238	15	39.2
11)	Colquitt, Cle.	54	2453	65	45.4	2	0	6	3	25	206	15	40.9
12)	Kern, Ten.	50	2251	71	45.0	3	0	5	2	26	303	19	37.8
13)	*Kaser, S.D.	36	1616	62	44.9	3	0	4	3	19	91	13	40.7
14)	Allen, N.E.	42	1848	57	44.0	3	0	8	4	14	78	14	40.7
15)	*Edwards, NY-J	48	2061	59	42.9	2	0	7	5	23	208	15	37.8
16)	Schmidt, Buf.	46	1937	58	42.1	2	0	5	13	21	121	17	38.6

**AFC / LEADING PUNTERS, NET AVERAGE**

Rank	Player, Team	No	Yards	Lg	Avg	TB	Blk	Dwn	OB	Opp Ret	In Yds	Net 20	Net Avg
1)	McAfee, Ind.	40	2013	74	50.3	8	0	3	6	14	133	13	43.0
2)	King, Oak.	47	2289	72	48.7	3	0	9	8	20	243	22	42.3
3)	*Dixon, Den.	48	2209	68	46.0	3	0	6	2	24	149	14	41.7
4)	Colquitt, K.C.	48	2197	64	45.8	5	0	5	3	20	120	22	41.2
5)	Darr, Mia.	55	2544	66	46.3	3	0	6	5	25	228	18	41.0
6)	Colquitt, Cle.	54	2453	65	45.4	2	0	6	3	25	206	15	40.9
7)	Allen, N.E.	42	1848	57	44.0	3	0	8	4	14	78	14	40.7
8)	*Kaser, S.D.	36	1616	62	44.9	3	0	4	3	19	91	13	40.7
9)	Berry, Pit.	46	2129	63	46.3	1	1	7	7	21	217	17	40.3
10)	Koch, Bal.	55	2580	68	46.9	4	0	5	11	27	320	22	39.6
11)	Lechler, Hou.	44	2134	62	48.5	2	0	1	5	30	353	16	39.6
12)	Huber, Cin.	50	2279	61	45.6	4	0	6	3	26	238	15	39.2
13)	Nortman, Jac.	46	2138	78	46.5	5	0	11	2	19	261	15	38.6
14)	Schmidt, Buf.	46	1937	58	42.1	2	0	5	13	21	121	17	38.6
15)	*Edwards, NY-J	48	2061	59	42.9	2	0	7	5	23	208	15	37.8
16)	Kern, Ten.	50	2251	71	45.0	3	0	5	2	26	303	19	37.8

**WEEK 11 / THROUGH MONDAY, NOVEMBER 21, 2016****AFC / PUNT RETURN LEADERS**

Rank	Player, Team	Ret	FC	Yards	Avg	Long	TD
1)	*Hill, K.C.	22	5	347	15.8	50	0
2)	*Ervin, Hou.	21	17	223	10.6	57	0
3)	Tate, Buf.	16	9	165	10.3	31	0
4)	*Richard, Oak.	21	2	216	10.3	47	0
5)	Norwood, Den.	18	11	185	10.3	17	0
6)	*Grant, Mia.	15	2	135	9.0	74t	1
7)	D. Johnson, Cle.	14	1	107	7.6	18	0
8)	*Erickson, Cin.	15	14	112	7.5	18	0
9)	Mariani, Ten.	21	12	149	7.1	17	0
10)	Hester, Bal.	18	12	116	6.4	20	0
11)	Greene, Jac.	19	5	121	6.4	42	0
12)	*J. Marshall, NY-J	13	12	76	5.8	16	0

**AFC / KICKOFF RETURN LEADERS**

Rank	Player, Team	Ret	Yards	Avg	Long	TD
1)	Hester, Bal.	13	346	26.6	60	0
2)	Tate, Buf.	14	342	24.4	45	0
3)	Mariani, Ten.	20	441	22.1	37	0
4)	*Ervin, Hou.	14	263	18.8	33	0

**WEEK 11 / THROUGH MONDAY, NOVEMBER 21, 2016****AFC / LEADERS IN INTERCEPTIONS**

Rank	Player, Team	Int	Yards	Avg	Long	TD
1t)	Hayward, S.D.	5	99	19.8	31	1
1t)	Peters, K.C.	5	47	9.4	28	0
3)	Gilmore, Buf.	4	104	26.0	49	0
4t)	Talib, Den.	3	86	28.7	46t	1
4t)	Nelson, Oak.	3	59	19.7	40	0
4t)	Stewart, Den.	3	36	12.0	25	0
4t)	Kirkpatrick, Cin.	3	21	7.0	21	0
4t)	Mosley, Bal.	3	12	4.0	12	0
4t)	Haden, Cle.	3	9	3.0	9	0
4t)	Cox, Ten.	3	3	1.0	3	0
11t)	Sorensen, K.C.	2	48	24.0	48t	1
11t)	Robey-Coleman, Buf.	2	44	22.0	41t	1
11t)	Berry, K.C.	2	42	21.0	42t	1
11t)	McCain, Ten.	2	33	16.5	33	0
11t)	Collins, N.E.-Cle.	2	31	15.5	18	0
11t)	*Boddy-Calhoun, Cle.	2	27	13.5	27t	1
11t)	S. Smith, Oak.	2	27	13.5	27	0
11t)	Taylor, Cle.	2	26	13.0	29	0
11t)	Gilchrist, NY-J	2	25	12.5	25	0
11t)	Weddle, Bal.	2	25	12.5	25	0
11t)	*Young, Bal.	2	22	11.0	16	0
11t)	Butler, Ind.	2	19	9.5	19	0
11t)	Abdul-Quddus, Mia.	2	16	8.0	9	0
11t)	M. Williams, NY-J	2	14	7.0	14	0
11t)	*Burns, Pit.	2	9	4.5	9	0
11t)	McCourty, Ten.	2	7	3.5	6	0
11t)	Amerson, Oak.	2	0	0.0	0	0
11t)	Iloka, Cin.	2	0	0.0	0	0
11t)	Lippett, Mia.	2	0	0.0	0	0



**WEEK 11 / THROUGH MONDAY, NOVEMBER 21, 2016****AFC / LEADERS IN SACKS**

Rank	Player, Team	Sacks
1t)	Alexander, Buf. (LB)	10.0
1t)	Ford, K.C. (LB)	10.0
3)	Miller, Den. (LB)	9.5
4)	Orakpo, Ten. (LB)	9.0
5t)	Mack, Oak. (DE)	8.0
5t)	Morgan, Ten. (LB)	8.0
5t)	Walden, Ind. (LB)	8.0
8)	Wake, Mia. (DE)	7.5
9t)	Ingram, S.D. (LB)	6.0
9t)	Suggs, Bal. (LB)	6.0
9t)	L. Williams, NY-J (DT)	6.0
12)	Dunlap, Cin. (DE)	5.5
13t)	Hughes, Buf. (LB)	5.0
13t)	Jernigan, Bal. (DE)	5.0
13t)	*Ngakoue, Jac. (DE)	5.0
13t)	Suh, Mia. (DT)	5.0
17t)	Atkins, Cin. (DT)	4.5
17t)	Mercilus, Hou. (LB)	4.5
17t)	Wolfe, Den. (DE)	4.5
20t)	*Bosa, S.D. (DE)	4.0
20t)	Flowers, N.E. (DE)	4.0
20t)	Ray, Den. (LB)	4.0
23t)	Branch, Mia. (DE)	3.5
23t)	McLendon, NY-J (DT)	3.5
23t)	Sheard, N.E. (DE)	3.5
23t)	Simon, Hou. (LB)	3.5
23t)	Tuitt, Pit. (DE)	3.5
23t)	K. Williams, Buf. (DE)	3.5
29t)	*Brown, S.D. (LB)	3.0
29t)	Z. Brown, Buf. (LB)	3.0
29t)	Casey, Ten. (DE)	3.0
29t)	Clarke, Cin. (DE)	3.0
29t)	Clowney, Hou. (DE)	3.0
29t)	Harrison, Pit. (LB)	3.0
29t)	Heyward, Pit. (DE)	3.0
29t)	Irvin, Oak. (LB)	3.0
29t)	*Judon, Bal. (LB)	3.0
29t)	Mathis, Ind. (LB)	3.0
29t)	McKinney, Hou. (LB)	3.0
29t)	Moats, Pit. (LB)	3.0
29t)	*Ogbah, Cle. (LB)	3.0
42t)	Chickillo, Pit. (LB)	2.5
42t)	Fowler, Jac. (DE)	2.5
42t)	Hightower, N.E. (LB)	2.5
42t)	Jackson, Jac. (DT)	2.5
42t)	J. Jones, Mia. (DE)	2.5
42t)	Mauldin, NY-J (LB)	2.5
42t)	McGee, Oak. (DT)	2.5
42t)	*A. Washington, Buf. (DE)	2.5
42t)	Wilkerson, NY-J (DE)	2.5

**WEEK 11 / THROUGH MONDAY, NOVEMBER 21, 2016****AFC / FUMBLE RECOVERIES**

Rank	Player, Team	TotRec	OffRec	DefRec
1t)	Alonso, Mia.	3	0	3
1t)	Fitzpatrick, NY-J	3	3	0
1t)	Ivory, Jac.	3	3	0
1t)	Luck, Ind.	3	3	0
1t)	Peters, K.C.	3	0	3
1t)	Roethlisberger, Pit.	3	3	0
1t)	Taylor, Buf.	3	3	0
8t)	Aiken, Bal.	2	2	0
8t)	Amendola, N.E.	2	2	0
8t)	Bell, Pit.	2	2	0
8t)	*Booker, Den.	2	2	0
8t)	P. Brown, Buf.	2	0	2
8t)	Dalton, Cin.	2	2	0
8t)	Hester, Bal.	2	2	0
8t)	D. Jackson, Ind.	2	0	2
8t)	*C. Jones, N.E.	2	2	0
8t)	*Kessler, Cle.	2	2	0
8t)	*Louis, Cle.	2	2	0
8t)	*J. Marshall, NY-J	2	2	0
8t)	McCown, Cle.	2	2	0
8t)	Mercilus, Hou.	2	0	2
8t)	L. Miller, Hou.	2	2	0
8t)	Nelson, Oak.	2	0	2
8t)	Nelson, K.C.	2	0	2
8t)	Orr, Bal.	2	0	2
8t)	Oswelier, Hou.	2	2	0
8t)	Rivers, S.D.	2	2	0
8t)	*Sims, Ten.	2	0	2
8t)	A. Smith, K.C.	2	2	0
8t)	Ward, Den.	2	0	2

**AFC / OFFENSIVE FUMBLE RECOVERIES**

Rank	Player, Team	Ret	Yards	Avg	Long	TD
1t)	Fitzpatrick, NY-J	3	0	0.0	0	0
1t)	Ivory, Jac.	3	0	0.0	0	0
1t)	Roethlisberger, Pit.	3	0	0.0	0	0
1t)	Luck, Ind.	3	-1	-0.3	0	0
1t)	Taylor, Buf.	3	-3	-1.0	0	0
6t)	Bell, Pit.	2	4	2.0	4	0
6t)	*Louis, Cle.	2	1	0.5	1	0
6t)	Amendola, N.E.	2	0	0.0	0	0
6t)	*Booker, Den.	2	0	0.0	0	0
6t)	Dalton, Cin.	2	0	0.0	0	0
6t)	Hester, Bal.	2	0	0.0	0	0
6t)	*C. Jones, N.E.	2	0	0.0	0	0
6t)	*Kessler, Cle.	2	0	0.0	0	0
6t)	*J. Marshall, NY-J	2	0	0.0	0	0
6t)	McCown, Cle.	2	0	0.0	0	0
6t)	L. Miller, Hou.	2	0	0.0	0	0
6t)	Oswelier, Hou.	2	0	0.0	0	0
6t)	Rivers, S.D.	2	0	0.0	0	0
6t)	A. Smith, K.C.	2	0	0.0	0	0
6t)	Aiken, Bal.	2	-2	-1.0	0	0

**AFC / DEFENSIVE FUMBLE RECOVERIES**

Rank	Player, Team	Ret	Yards	Avg	Long	TD
1t)	Peters, K.C.	3	31	10.3	21	0
1t)	Alonso, Mia.	3	2	0.7	2	0
3t)	Mercilus, Hou.	2	7	3.5	5	0
3t)	P. Brown, Buf.	2	0	0.0	0	0
3t)	D. Jackson, Ind.	2	0	0.0	0	0
3t)	Nelson, Oak.	2	0	0.0	0	0
3t)	Nelson, K.C.	2	0	0.0	0	0
3t)	Orr, Bal.	2	0	0.0	0	0
3t)	*Sims, Ten.	2	0	0.0	0	0
3t)	Ward, Den.	2	0	0.0	0	0

**WEEK 11 / THROUGH MONDAY, NOVEMBER 21, 2016****NFC / LEADING PASSERS**

Player, Team	Att	Comp	Pct		Avg		Pct			Pct Rating	
			Comp	Yds	Gain	TD	TD	Long	Int	Int	Points
Ryan, Atl.	346	236	68.2	3247	9.38	24	6.9	76t	5	1.4	115.1
*Prescott, Dal.	316	214	67.7	2640	8.35	17	5.4	83t	2	0.6	108.6
Brees, N.O.	420	298	71.0	3277	7.80	26	6.2	98t	8	1.9	106.4
Stafford, Det.	351	238	67.8	2651	7.55	18	5.1	73t	5	1.4	101.2
Bradford, Min.	311	217	69.8	2191	7.05	12	3.9	46	2	0.6	99.8
Wilson, Sea.	335	221	66.0	2714	8.10	11	3.3	59	2	0.6	99.3
Cousins, Was.	384	258	67.2	3091	8.05	17	4.4	70t	7	1.8	98.8
Hoyer, Chi.	200	134	67.0	1445	7.22	6	3.0	64	0	0.0	98.0
A. Rodgers, G.B.	410	259	63.2	2761	6.73	25	6.1	58	7	1.7	96.0
Winston, T.B.	378	228	60.3	2680	7.09	20	5.3	45t	10	2.6	88.5
Manning, NY-G	386	246	63.7	2708	7.02	17	4.4	75t	10	2.6	88.3
Kaepernick, S.F.	162	86	53.1	1144	7.06	7	4.3	65t	2	1.2	85.0
*Wentz, Phi.	356	225	63.2	2339	6.57	11	3.1	73t	7	2.0	84.2
Palmer, Ariz	369	227	61.5	2642	7.16	13	3.5	58	10	2.7	83.6
Newton, Car.	310	175	56.5	2186	7.05	11	3.5	78t	7	2.3	80.9
Keenum, L.A.	313	191	61.0	2169	6.93	9	2.9	65t	11	3.5	76.8
Gabbert, S.F.	150	87	58.0	890	5.93	5	3.3	75t	6	4.0	69.6

**NFC / LEADING PASSERS, RANKS**

Player, Team	Att	Comp	Pct		Avg		Pct			Pct Rating	
			Comp	Yds	Gain	TD	TD	Long	Int	Int	Points
Ryan, Atl.	9	6	3	2	1	3	1		6t	7	1
*Prescott, Dal.	11	12	5	10	2	6t	4		2t	3	2
Brees, N.O.	1	1	1	1	5	1	2		13	10	3
Stafford, Det.	8	5	4	8	6	5	6		6t	6	4
Bradford, Min.	13	11	2	12	12	10	10		2t	4	5
Wilson, Sea.	10	10	8	5	3	11t	14		2t	2	6
Cousins, Was.	4	3	6	3	4	6t	7		9t	9	7
Hoyer, Chi.	15	15	7	15	7	16	16		1	1	8
A. Rodgers, G.B.	2	2	11	4	15	2	3		9t	8	9
Winston, T.B.	5	7	14	7	9	4	5		14t	14	10
Manning, NY-G	3	4	9	6	13	6t	8		14t	13	11
Kaepernick, S.F.	16	17	17	16	10	15	9		2t	5	12
*Wentz, Phi.	7	9	10	11	16	11t	15		9t	11	13
Palmer, Ariz	6	8	12	9	8	9	12		14t	15	14
Newton, Car.	14	14	16	13	11	11t	11		9t	12	15
Keenum, L.A.	12	13	13	14	14	14	17		17	16	16
Gabbert, S.F.	17	16	15	18	17	17	13		8	17	17

**WEEK 11 / THROUGH MONDAY, NOVEMBER 21, 2016****NFC / FOURTH-QUARTER PASSING LEADERS**

Rank	Player, Team	Att	Comp	Comp%	Yards	YPA	TD	TD%	Int	Int%	Rating
1)	Brees, N.O.	124	89	71.8	980	7.90	11	8.9	3	2.4	114.3
2)	*Prescott, Dal.	78	53	67.9	604	7.74	4	5.1	0	0.0	108.1
3)	A. Rodgers, G.B.	94	60	63.8	696	7.40	8	8.5	2	2.1	105.6
4)	Stafford, Det.	93	66	71.0	774	8.32	5	5.4	2	2.2	104.9
5)	Bradford, Min.	91	67	73.6	672	7.38	3	3.3	1	1.1	100.6
6)	Cousins, Was.	90	58	64.4	822	9.13	4	4.4	2	2.2	99.4
7)	Hoyer, Chi.	70	48	68.6	509	7.27	2	2.9	0	0.0	99.0
8)	Wilson, Sea.	96	60	62.5	703	7.32	3	3.1	0	0.0	95.1
9)	Ryan, Atl.	75	41	54.7	631	8.41	5	6.7	3	4.0	88.3
10)	Winston, T.B.	105	61	58.1	646	6.15	5	4.8	1	1.0	88.0
11)	Anderson, Car.	27	20	74.1	216	8.00	2	7.4	3	11.1	82.3
12)	Manning, NY-G	103	64	62.1	766	7.44	4	3.9	5	4.9	77.6
13)	*Wentz, Phi.	95	55	57.9	536	5.64	1	1.1	1	1.1	73.0
14)	Newton, Car.	71	41	57.7	520	7.32	2	2.8	3	4.2	72.5
15)	Palmer, Ariz	98	63	64.3	669	6.83	4	4.1	6	6.1	72.2
16)	Cutler, Chi.	33	19	57.6	233	7.06	0	0.0	1	3.0	66.9
17)	Keenum, L.A.	98	52	53.1	547	5.58	4	4.1	5	5.1	61.9
18)	Kaepernick, S.F.	59	25	42.4	234	3.97	1	1.7	0	0.0	59.6
19)	Gabbert, S.F.	47	26	55.3	316	6.72	2	4.3	4	8.5	54.9

**NFC / THIRD-DOWN PASSING LEADERS**

Rank	Player, Team	Att	Comp	Comp%	Yards	YPA	TD	TD%	Int	Int%	Rating
1)	Brees, N.O.	102	71	69.6	826	8.10	9	8.8	2	2.0	115.1
2)	Ryan, Atl.	80	54	67.5	594	7.43	4	5.0	0	0.0	105.9
3)	*Prescott, Dal.	87	59	67.8	738	8.48	4	4.6	1	1.1	104.5
4)	Bradford, Min.	89	61	68.5	632	7.10	5	5.6	1	1.1	102.8
5)	A. Rodgers, G.B.	105	64	61.0	867	8.26	11	10.5	5	4.8	102.4
6)	Cousins, Was.	101	66	65.3	799	7.91	6	5.9	3	3.0	96.9
7)	Stafford, Det.	92	60	65.2	770	8.37	3	3.3	2	2.2	93.1
8)	Winston, T.B.	106	68	64.2	829	7.82	5	4.7	3	2.8	92.1
9)	Keenum, L.A.	90	54	60.0	625	6.94	5	5.6	2	2.2	90.3
10)	Wilson, Sea.	91	51	56.0	727	7.99	2	2.2	1	1.1	84.8
11)	Palmer, Ariz	94	59	62.8	664	7.06	4	4.3	3	3.2	84.7
12)	*Wentz, Phi.	91	51	56.0	587	6.45	3	3.3	2	2.2	77.5
13)	Manning, NY-G	105	56	53.3	657	6.26	5	4.8	3	2.9	76.6
14)	Newton, Car.	93	48	51.6	598	6.43	2	2.2	3	3.2	65.6

**WEEK 11 / THROUGH MONDAY, NOVEMBER 21, 2016****NFC / LEADING RUSHERS**

Rank	Player, Team	Att	Yards	Avg	Long	TD
1)	*Elliott, Dal.	223	1102	4.9	60t	9
2)	D. Johnson, Ariz	197	863	4.4	58t	10
3)	*Howard, Chi.	131	682	5.2	69	2
4)	Freeman, Atl.	145	669	4.6	48	3
5)	Gurley, L.A.	187	591	3.2	24t	4
6)	Ingram, N.O.	122	575	4.7	75t	2
7)	Hyde, S.F.	141	529	3.8	34	6
8)	Michael, Sea.-G.B.	117	469	4.0	41t	6
9)	Jones, Was.	99	460	4.6	57	3
10)	Mathews, Phi.	102	427	4.2	30	7
11)	*Kelley, Was.	84	424	5.0	66	4
12)	Rodgers, T.B.	88	393	4.5	45	1
13)	Hightower, N.O.	88	366	4.2	28	1
14)	Stewart, Car.	110	365	3.3	26	5
15)	Lacy, G.B.	71	360	5.1	31	0
16)	Jennings, NY-G	100	340	3.4	25	2
17)	Sproles, Phi.	63	319	5.1	19	0
18)	Riddick, Det.	79	310	3.9	42	1
19)	McKinnon, Min.	97	285	2.9	25	1
20)	Newton, Car. (QB)	62	268	4.3	28	4
21t)	Asiata, Min.	85	260	3.1	29	4
21t)	Kaepernick, S.F. (QB)	36	260	7.2	29	1
23)	A. Rodgers, G.B. (QB)	40	259	6.5	23	3
24)	*Smallwood, Phi.	57	253	4.4	19	1
25)	C. Thompson, Was.	51	242	4.7	20	1
26)	Coleman, Atl.	59	234	4.0	30t	5
27)	A. Morris, Dal.	59	208	3.5	17	2
28)	Whittaker, Car.	39	191	4.9	25	0
29)	*Barber, T.B.	43	182	4.2	44t	1
30)	Martin, T.B.	65	181	2.8	17	1
31t)	Gabbert, S.F. (QB)	39	172	4.4	24	2
31t)	*Prosise, Sea.	30	172	5.7	72t	1
33)	Vereen, NY-G	31	147	4.7	25	1
34)	Montgomery, G.B. (WR)	28	145	5.2	30	0
35)	Artis-Payne, Car.	36	144	4.0	14	2
36)	*Prescott, Dal. (QB)	33	141	4.3	17	4
37)	Langford, Chi.	39	140	3.6	23	3
38)	Forsett, Bal.-Det.	44	136	3.1	11	0
39)	Stafford, Det. (QB)	23	126	5.5	24	0
40)	Barner, Phi.	23	121	5.3	19	2
41)	*Perkins, NY-G	34	118	3.5	14	0
42t)	Harris, S.F.	30	116	3.9	19	0
42t)	Sims, T.B.	41	116	2.8	23	1
44)	Darkwa, NY-G	30	111	3.7	17	2
45)	Zenner, Det.	36	110	3.1	19	1
46)	Carey, Chi.	27	109	4.0	24	0
47)	*D. Washington, Det.	41	108	2.6	28	1
48)	Cunningham, L.A.	20	102	5.1	24	0
49)	Abdullah, Det.	18	101	5.6	24	0
50)	Starks, G.B.	40	100	2.5	11	0

**NFC / THIRD-AND-ONE RUSHING LEADERS**

Rank	Player, Team	Att	FD	Pct
1t)	Jones, Was.	6	6	100.0
1t)	Jennings, NY-G	5	5	100.0
1t)	Kuhn, N.O.	5	5	100.0
1t)	Hyde, S.F.	4	4	100.0
1t)	Freeman, Atl.	3	3	100.0
1t)	Lasike, Chi.	3	3	100.0
1t)	Stewart, Car.	3	3	100.0
8)	Newton, Car.	8	7	87.5
9)	Gurley, L.A.	9	7	77.8
10t)	*Elliott, Dal.	12	9	75.0
10t)	D. Johnson, Ariz	8	6	75.0
12)	Asiata, Min.	8	5	62.5
13)	Coleman, Atl.	5	3	60.0

**WEEK 11 / THROUGH MONDAY, NOVEMBER 21, 2016****NFC / LEADERS IN RECEPTIONS**

Rank	Player, Team	Rec	Yards	Avg	Long	TD
1)	Fitzgerald, Ariz	74	749	10.1	32	5
2)	Diggs, Min.	67	747	11.1	46	2
3)	Evans, T.B.	65	916	14.1	45t	8
4)	J. Jones, Atl.	61	1105	18.1	75t	5
5)	Beckham, NY-G	59	819	13.9	75t	6
6)	*Thomas, N.O.	56	681	12.2	32t	5
7t)	Olsen, Car. (TE)	54	745	13.8	78t	3
7t)	Baldwin, Sea.	54	733	13.6	59	5
9t)	Adams, G.B.	53	663	12.5	46	6
9t)	Nelson, G.B.	53	663	12.5	58	9
9t)	Matthews, Phi.	53	639	12.1	54	3
9t)	Beasley, Dal.	53	591	11.2	47	5
13)	Tate, Det.	52	540	10.4	61	2
14)	Cooks, N.O.	51	736	14.4	98t	6
15t)	Britt, L.A.	49	736	15.0	47	3
15t)	Reed, Was. (TE)	49	535	10.9	28	3
15t)	Witten, Dal. (TE)	49	520	10.6	35	2
18t)	Garcon, Was.	48	593	12.4	70t	2
18t)	Cobb, G.B.	48	517	10.8	47	3
20t)	Crowder, Was.	47	637	13.6	55t	6
20t)	D. Johnson, Ariz (RB)	47	510	10.9	58	2
20t)	Miller, Chi. (TE)	47	486	10.3	34	4
23t)	Benjamin, Car.	46	683	14.8	50	4
23t)	Snead, N.O.	46	555	12.1	49	4
25)	Graham, Sea. (TE)	45	639	14.2	40	4
26)	*Shepard, NY-G	44	476	10.8	32t	5
27)	Riddick, Det. (RB)	43	343	8.0	23	4
28)	Boldin, Det.	41	323	7.9	24t	5
29t)	Jeffery, Chi.	40	630	15.8	54	1
29t)	Kerley, S.F.	40	424	10.6	33t	3
29t)	Austin, L.A.	40	356	8.9	43t	2
32t)	Humphries, T.B.	39	430	11.0	42	1
32t)	Sanu, Atl.	39	430	11.0	59	3
32t)	Rudolph, Min. (TE)	39	404	10.4	22	5
35)	M. Jones, Det.	38	676	17.8	73t	4
36t)	Thielen, Min.	37	518	14.0	36t	3
36t)	Brate, T.B. (TE)	37	393	10.6	38	5
36t)	Kendricks, L.A. (TE)	37	369	10.0	44	1
39t)	Ebron, Det. (TE)	35	451	12.9	61	1
39t)	Ertz, Phi. (TE)	35	337	9.6	30	1
41t)	D. Jackson, Was.	34	467	13.7	44t	2
41t)	Patterson, Min.	34	309	9.1	30	2
41t)	Sproles, Phi. (RB)	34	304	8.9	73t	1
44t)	Meredith, Chi.	33	430	13.0	50t	2
44t)	Fleener, N.O. (TE)	33	402	12.2	50t	3
46t)	Royal, Chi.	32	375	11.7	64	2
46t)	Ginn, Car.	32	374	11.7	52	1
48t)	Freeman, Atl. (RB)	31	252	8.1	27	2
48t)	C. Thompson, Was. (RB)	31	231	7.5	38	1
50t)	Jo. Brown, Ariz	30	380	12.7	29	1
50t)	Patton, S.F.	30	362	12.1	45	0

**WEEK 11 / THROUGH MONDAY, NOVEMBER 21, 2016****NFC / RECEIVING YARDAGE LEADERS**

Rank	Player, Team	Yards	Rec	Avg	Long	TD
1)	J. Jones, Atl.	1105	61	18.1	75t	5
2)	Evans, T.B.	916	65	14.1	45t	8
3)	Beckham, NY-G	819	59	13.9	75t	6
4)	Fitzgerald, Ariz	749	74	10.1	32	5
5)	Diggs, Min.	747	67	11.1	46	2
6)	Olsen, Car. (TE)	745	54	13.8	78t	3
7t)	Britt, L.A.	736	49	15.0	47	3
7t)	Cooks, N.O.	736	51	14.4	98t	6
9)	Baldwin, Sea.	733	54	13.6	59	5
10)	Benjamin, Car.	683	46	14.8	50	4
11)	*Thomas, N.O.	681	56	12.2	32t	5
12)	M. Jones, Det.	676	38	17.8	73t	4
13t)	Adams, G.B.	663	53	12.5	46	6
13t)	Nelson, G.B.	663	53	12.5	58	9
15t)	Graham, Sea. (TE)	639	45	14.2	40	4
15t)	Matthews, Phi.	639	53	12.1	54	3
17)	Crowder, Was.	637	47	13.6	55t	6
18)	Jeffery, Chi.	630	40	15.8	54	1
19)	Garcon, Was.	593	48	12.4	70t	2
20)	Beasley, Dal.	591	53	11.2	47	5
21)	Snead, N.O.	555	46	12.1	49	4
22)	Tate, Det.	540	52	10.4	61	2
23)	Reed, Was. (TE)	535	49	10.9	28	3
24)	Witten, Dal. (TE)	520	49	10.6	35	2
25)	Thielen, Min.	518	37	14.0	36t	3
26)	Cobb, G.B.	517	48	10.8	47	3
27)	D. Johnson, Ariz (RB)	510	47	10.9	58	2
28)	Miller, Chi. (TE)	486	47	10.3	34	4
29)	Bryant, Dal.	478	28	17.1	53	5
30)	*Shepard, NY-G	476	44	10.8	32t	5
31)	D. Jackson, Was.	467	34	13.7	44t	2
32)	Ebron, Det. (TE)	451	35	12.9	61	1
33)	Quick, L.A.	442	29	15.2	65t	3
34t)	Humphries, T.B.	430	39	11.0	42	1
34t)	Meredith, Chi.	430	33	13.0	50t	2
34t)	Sanu, Atl.	430	39	11.0	59	3
37)	Cruz, NY-G	425	26	16.3	48	1
38)	Kerley, S.F.	424	40	10.6	33t	3
39)	Rudolph, Min. (TE)	404	39	10.4	22	5
40)	Fleener, N.O. (TE)	402	33	12.2	50t	3
41)	Brate, T.B. (TE)	393	37	10.6	38	5
42)	Davis, Was. (TE)	382	26	14.7	44	2
43)	Jo. Brown, Ariz	380	30	12.7	29	1
44)	Floyd, Ariz	379	26	14.6	39	3
45)	Royal, Chi.	375	32	11.7	64	2
46)	Ginn, Car.	374	32	11.7	52	1
47)	Williams, Dal.	371	26	14.3	47	1
48)	Kendricks, L.A. (TE)	369	37	10.0	44	1
49)	Patton, S.F.	362	30	12.1	45	0
50)	Austin, L.A.	356	40	8.9	43t	2



**WEEK 11 / THROUGH MONDAY, NOVEMBER 21, 2016****NFC / THIRD-DOWN RECEIVING LEADERS**

Rank	Player, Team	Rec	Yards	Avg	Long	TD
1t)	Evans, T.B.	19	292	15.4	39	2
1t)	Cobb, G.B.	19	261	13.7	47	1
1t)	Reed, Was. (TE)	19	234	12.3	28	1
1t)	Beasley, Dal.	19	201	10.6	29	2
1t)	Britt, L.A.	19	199	10.5	34	1
6t)	Crowder, Was.	17	300	17.6	55t	3
6t)	Snead, N.O.	17	176	10.4	23	0
8t)	Baldwin, Sea.	16	264	16.5	59	2
8t)	Thielen, Min.	16	246	15.4	29	2
8t)	Matthews, Phi.	16	223	13.9	54	1
8t)	Royal, Chi.	16	204	12.8	64	0
8t)	Olsen, Car. (TE)	16	175	10.9	34	2
8t)	D. Johnson, Ariz (RB)	16	144	9.0	24	2
8t)	Rudolph, Min. (TE)	16	143	8.9	22	3
8t)	Fitzgerald, Ariz	16	131	8.2	19	0
16)	Tate, Det.	15	200	13.3	61	1
17t)	*Shepard, NY-G	14	179	12.8	32	2
17t)	Brate, T.B. (TE)	14	155	11.1	20	1
17t)	Diggs, Min.	14	154	11.0	33	0
17t)	Boldin, Det.	14	119	8.5	20	1
21t)	Nelson, G.B.	13	196	15.1	39	4
21t)	Witten, Dal. (TE)	13	128	9.8	31	0
21t)	Austin, L.A.	13	114	8.8	43t	2
24t)	Benjamin, Car.	12	208	17.3	25	0
24t)	Beckham, NY-G	12	140	11.7	26	0
24t)	Sanu, Atl.	12	139	11.6	22	0
27t)	Graham, Sea. (TE)	11	195	17.7	40	1
27t)	Humphries, T.B.	11	146	13.3	29	0
27t)	*Thomas, N.O.	11	127	11.5	25	1
27t)	Kerley, S.F.	11	105	9.5	33t	2
31t)	Quick, L.A.	10	191	19.1	65t	2
31t)	Sproles, Phi. (RB)	10	111	11.1	73t	1
31t)	C. Thompson, Was. (RB)	10	76	7.6	38	0
34t)	Ebron, Det. (TE)	9	184	20.4	61	1
34t)	J. Jones, Atl.	9	156	17.3	53	0
34t)	Cruz, NY-G	9	146	16.2	40	1
34t)	Adams, G.B.	9	132	14.7	38	3
34t)	Garcon, Was.	9	83	9.2	22	0
34t)	Riddick, Det. (RB)	9	74	8.2	12	0
34t)	Ertz, Phi. (TE)	9	69	7.7	21	0
41t)	Cooks, N.O.	8	165	20.6	87t	2
41t)	M. Jones, Det.	8	139	17.4	47	0
41t)	Miller, Chi. (TE)	8	105	13.1	34	1
41t)	Jo. Brown, Ariz	8	101	12.6	20	1
41t)	Asiata, Min. (RB)	8	77	9.6	23	0
41t)	Patterson, Min.	8	76	9.5	30	0
41t)	Tamme, Atl. (TE)	8	58	7.3	17t	2
48t)	Bryant, Dal.	7	139	19.9	50t	2
48t)	Jeffery, Chi.	7	121	17.3	34	0
48t)	Fleener, N.O. (TE)	7	117	16.7	50t	2
48t)	*Prosise, Sea. (RB)	7	108	15.4	38	0
48t)	Williams, Dal.	7	83	11.9	17	0
48t)	Meredith, Chi.	7	72	10.3	18	0
48t)	Cunningham, L.A. (RB)	7	37	5.3	10	0

**WEEK 11 / THROUGH MONDAY, NOVEMBER 21, 2016****NFC / LEADING SCORERS, NONKICKERS**

Rank	Player, Team	TD	Rush	Rec	Ret	X2	Pts
1)	D. Johnson, Ariz (RB)	12	10	2	0	0	72
2)	*Elliott, Dal. (RB)	10	9	1	0	0	60
3)	Nelson, G.B. (WR)	9	0	9	0	0	54
4t)	Evans, T.B. (WR)	8	0	8	0	1	50
4t)	Mathews, Phi. (RB)	8	7	1	0	1	50
6t)	Crowder, Was. (WR)	7	0	6	1	0	42
6t)	Michael, Sea.-G.B. (RB)	7	6	1	0	0	42
8)	Hyde, S.F. (RB)	6	6	0	0	1	38
9t)	Adams, G.B. (WR)	6	0	6	0	0	36
9t)	Beckham, NY-G (WR)	6	0	6	0	0	36
9t)	Coleman, Atl. (RB)	6	5	1	0	0	36
9t)	Cooks, N.O. (WR)	6	0	6	0	0	36
13)	Ingram, N.O. (RB)	5	2	3	0	1	32
14t)	Baldwin, Sea. (WR)	5	0	5	0	0	30
14t)	Beasley, Dal. (WR)	5	0	5	0	0	30
14t)	Boldin, Det. (WR)	5	0	5	0	0	30
14t)	Brate, T.B. (TE)	5	0	5	0	0	30
14t)	Bryant, Dal. (WR)	5	0	5	0	0	30
14t)	Fitzgerald, Ariz (WR)	5	0	5	0	0	30
14t)	Freeman, Atl. (RB)	5	3	2	0	0	30
14t)	J. Jones, Atl. (WR)	5	0	5	0	0	30
14t)	*Kelley, Was. (RB)	5	4	1	0	0	30
14t)	Riddick, Det. (RB)	5	1	4	0	0	30
14t)	Rudolph, Min. (TE)	5	0	5	0	0	30
14t)	*Shepard, NY-G (WR)	5	0	5	0	0	30
14t)	Stewart, Car. (RB)	5	5	0	0	0	30
14t)	*Thomas, N.O. (WR)	5	0	5	0	0	30
28)	Newton, Car. (QB)	4	4	0	0	1	26
29t)	Asiata, Min. (RB)	4	4	0	0	0	24
29t)	Benjamin, Car. (WR)	4	0	4	0	0	24
29t)	Fleener, N.O. (TE)	4	1	3	0	0	24
29t)	Graham, Sea. (TE)	4	0	4	0	0	24
29t)	Gurley, L.A. (RB)	4	4	0	0	0	24
29t)	M. Jones, Det. (WR)	4	0	4	0	0	24
29t)	Kuhn, N.O. (RB)	4	3	1	0	0	24
29t)	McDonald, S.F. (TE)	4	0	4	0	0	24
29t)	Miller, Chi. (TE)	4	0	4	0	0	24
29t)	*Prescott, Dal. (QB)	4	4	0	0	0	24
29t)	Snead, N.O. (WR)	4	0	4	0	0	24
40t)	Funchess, Car. (WR)	3	0	3	0	1	20
40t)	Olsen, Car. (TE)	3	0	3	0	1	20
40t)	A. Rodgers, G.B. (QB)	3	3	0	0	1	20
40t)	Sanu, Atl. (WR)	3	0	3	0	1	20
44t)	Britt, L.A. (WR)	3	0	3	0	0	18
44t)	Cobb, G.B. (WR)	3	0	3	0	0	18
44t)	Draughn, S.F. (RB)	3	1	2	0	0	18
44t)	Floyd, Ariz (WR)	3	0	3	0	0	18
44t)	Gabriel, Atl. (WR)	3	1	2	0	0	18
44t)	*Howard, Chi. (RB)	3	2	1	0	0	18
44t)	Jones, Was. (RB)	3	3	0	0	0	18
44t)	Kerley, S.F. (WR)	3	0	3	0	0	18
44t)	Langford, Chi. (RB)	3	3	0	0	0	18
44t)	Matthews, Phi. (WR)	3	0	3	0	0	18
44t)	Patterson, Min. (WR)	3	0	2	1	0	18
44t)	Quick, L.A. (WR)	3	0	3	0	0	18
44t)	Reed, Was. (TE)	3	0	3	0	0	18
44t)	Roberts, Det. (WR)	3	0	1	2	0	18
44t)	Royal, Chi. (WR)	3	0	2	1	0	18
44t)	Tamme, Atl. (TE)	3	0	3	0	0	18
44t)	Thielen, Min. (WR)	3	0	3	0	0	18

**WEEK 11 / THROUGH MONDAY, NOVEMBER 21, 2016****NFC / LEADING SCORERS, KICKERS**

Rank	Player, Team	PAT	FG	Pct	Long	Pts
1)	Bryant, Atl.	31/32	23/25	.920	53	100
2)	Hopkins, Was.	23/25	23/27	.852	50	92
3)	Sturgis, Phi.	20/21	23/27	.852	55	89
4)	Bailey, Dal.	30/30	19/21	.905	56	87
5)	Hauschka, Sea.	18/22	21/24	.875	53	81
6)	*Lutz, N.O.	31/32	16/22	.727	57	79
7)	Crosby, G.B.	23/25	18/21	.857	46	77
8)	Gano, Car.	22/24	18/22	.818	54	76
9)	Prater, Det.	21/23	18/21	.857	58	75
10)	Dawson, S.F.	22/22	14/15	.933	53	64
11)	Catanzaro, Ariz	24/25	12/15	.800	60	60
12t)	*Aguayo, T.B.	20/22	13/18	.722	43	59
12t)	Zuerlein, L.A.	14/14	15/18	.833	54	59
14)	Barth, Chi.	16/17	13/17	.765	54	55
15)	Walsh, Min.	15/19	12/16	.750	50	51
16)	J. Brown, NY-G	9/ 9	11/12	.917	48	42
17)	Gould, NY-G	10/12	2/ 2	1.000	46	16
18)	Forbath, Min.	3/ 4	1/ 1	1.000	27	6
19)	Bullock, NY-G	2/ 3	0/ 0	---	--	2

**NFC / TOUCHBACKS ON KICKOFFS**

Rank	Player, Team	TB
1)	Bosher, Atl.	48
2)	Hopkins, Was.	44
3)	Hauschka, Sea.	42
4t)	Bailey, Dal.	40
4t)	Gano, Car.	40
6)	Sturgis, Phi.	35
7)	Martin, Det.	34
8t)	Catanzaro, Ariz	33
8t)	*Lutz, N.O.	33
10t)	*Aguayo, T.B.	31
10t)	Crosby, G.B.	31
12)	Zuerlein, L.A.	25
13)	Walsh, Min.	19
14)	Barth, Chi.	17
15)	Pinion, S.F.	16
16)	J. Brown, NY-G	15
17t)	Forbath, Min.	5
17t)	Gould, NY-G	5
19t)	Bullock, NY-G	3
19t)	Dawson, S.F.	3

**WEEK 11 / THROUGH MONDAY, NOVEMBER 21, 2016****NFC / MOST YARDS FROM SCRIMMAGE**

Rank	Player, Team	Total			Rushing			Receiving		
		Yards	Att+Rec	Avg	Yards	Att	Avg	Yards	Rec	Avg
1)	*Elliott, Dal. (RB)	1382	245	5.6	1102	223	4.9	280	22	12.7
2)	D. Johnson, Ariz (RB)	1373	244	5.6	863	197	4.4	510	47	10.9
3)	J. Jones, Atl. (WR)	1105	61	18.1	0	0	---	1105	61	18.1
4)	Freeman, Atl. (RB)	921	176	5.2	669	145	4.6	252	31	8.1
5)	Evans, T.B. (WR)	916	65	14.1	0	0	---	916	65	14.1
6)	*Howard, Chi. (RB)	881	150	5.9	682	131	5.2	199	19	10.5
7)	Beckham, NY-G (WR)	819	59	13.9	0	0	---	819	59	13.9
8)	Ingram, N.O. (RB)	802	151	5.3	575	122	4.7	227	29	7.8
9)	Gurley, L.A. (RB)	793	213	3.7	591	187	3.2	202	26	7.8
10)	Cooks, N.O. (WR)	762	56	13.6	26	5	5.2	736	51	14.4
11)	Diggs, Min. (WR)	757	70	10.8	10	3	3.3	747	67	11.1
12)	Fitzgerald, Ariz (WR)	754	76	9.9	5	2	2.5	749	74	10.1
13)	Olsen, Car. (TE)	745	54	13.8	0	0	---	745	54	13.8
14)	Britt, L.A. (WR)	736	49	15.0	0	0	---	736	49	15.0
15)	Baldwin, Sea. (WR)	729	55	13.3	-4	1	-4.0	733	54	13.6
16)	Benjamin, Car. (WR)	683	46	14.8	0	0	---	683	46	14.8
17)	*Thomas, N.O. (WR)	681	56	12.2	0	0	---	681	56	12.2
18)	M. Jones, Det. (WR)	679	39	17.4	3	1	3.0	676	38	17.8
19t)	Adams, G.B. (WR)	663	53	12.5	0	0	---	663	53	12.5
19t)	Nelson, G.B. (WR)	663	53	12.5	0	0	---	663	53	12.5
21)	Riddick, Det. (RB)	653	122	5.4	310	79	3.9	343	43	8.0
22t)	Graham, Sea. (TE)	639	45	14.2	0	0	---	639	45	14.2
22t)	Matthews, Phi. (WR)	639	53	12.1	0	0	---	639	53	12.1
24)	Crowder, Was. (WR)	635	49	13.0	-2	2	-1.0	637	47	13.6
25)	Jeffery, Chi. (WR)	630	40	15.8	0	0	---	630	40	15.8
26)	Sproles, Phi. (RB)	623	97	6.4	319	63	5.1	304	34	8.9
27)	Hyde, S.F. (RB)	619	157	3.9	529	141	3.8	90	16	5.6
28)	Beasley, Dal. (WR)	598	54	11.1	7	1	7.0	591	53	11.2
29)	Garcon, Was. (WR)	593	48	12.4	0	0	---	593	48	12.4
30)	Michael, Sea.-G.B. (RB)	565	137	4.1	469	117	4.0	96	20	4.8
31)	Coleman, Atl. (RB)	564	78	7.2	234	59	4.0	330	19	17.4
32)	Snead, N.O. (WR)	555	46	12.1	0	0	---	555	46	12.1
33)	Cobb, G.B. (WR)	550	58	9.5	33	10	3.3	517	48	10.8
34)	Tate, Det. (WR)	538	60	9.0	-2	8	-0.3	540	52	10.4
35)	Reed, Was. (TE)	535	49	10.9	0	0	---	535	49	10.9
36)	Jones, Was. (RB)	533	107	5.0	460	99	4.6	73	8	9.1
37)	Thielen, Min. (WR)	529	38	13.9	11	1	11.0	518	37	14.0
38)	Mathews, Phi. (RB)	521	113	4.6	427	102	4.2	94	11	8.5
39)	Witten, Dal. (TE)	520	49	10.6	0	0	---	520	49	10.6
40)	Miller, Chi. (TE)	486	47	10.3	0	0	---	486	47	10.3
41)	Jennings, NY-G (RB)	479	120	4.0	340	100	3.4	139	20	7.0
42t)	Bryant, Dal. (WR)	478	28	17.1	0	0	---	478	28	17.1
42t)	Hightower, N.O. (RB)	478	102	4.7	366	88	4.2	112	14	8.0
44)	*Shepard, NY-G (WR)	476	44	10.8	0	0	---	476	44	10.8
45)	C. Thompson, Was. (RB)	473	82	5.8	242	51	4.7	231	31	7.5
46)	D. Jackson, Was. (WR)	467	34	13.7	0	0	---	467	34	13.7
47)	Ebron, Det. (TE)	452	36	12.6	1	1	1.0	451	35	12.9
48)	Rodgers, T.B. (RB)	451	97	4.6	393	88	4.5	58	9	6.4
49)	Humphries, T.B. (WR)	445	42	10.6	15	3	5.0	430	39	11.0
50)	Quick, L.A. (WR)	442	29	15.2	0	0	---	442	29	15.2

**WEEK 11 / THROUGH MONDAY, NOVEMBER 21, 2016****NFC / LEADERS IN FIRST DOWNS**

Rank	Player, Team	Rush	Rec	Tot
1)	*Elliott, Dal. (RB)	64	8	72
2)	D. Johnson, Ariz (RB)	45	24	69
3)	Evans, T.B. (WR)	0	55	55
4)	Freeman, Atl. (RB)	38	12	50
5)	J. Jones, Atl. (WR)	0	47	47
6)	*Howard, Chi. (RB)	37	8	45
7)	Fitzgerald, Ariz (WR)	0	43	43
8)	Gurley, L.A. (RB)	31	10	41
9t)	Diggs, Min. (WR)	1	39	40
9t)	Ingram, N.O. (RB)	26	14	40
11)	Olsen, Car. (TE)	0	38	38
12)	Beckham, NY-G (WR)	0	37	37
13t)	Benjamin, Car. (WR)	0	36	36
13t)	*Thomas, N.O. (WR)	0	36	36
15t)	Beasley, Dal. (WR)	0	35	35
15t)	Nelson, G.B. (WR)	0	35	35
17t)	Baldwin, Sea. (WR)	0	34	34
17t)	Britt, L.A. (WR)	0	34	34
17t)	Cobb, G.B. (WR)	4	30	34
20)	Snead, N.O. (WR)	0	33	33
21t)	Garcon, Was. (WR)	0	32	32
21t)	Graham, Sea. (TE)	0	32	32
21t)	Hyde, S.F. (RB)	28	4	32
21t)	Jones, Was. (RB)	28	4	32
21t)	Riddick, Det. (RB)	15	17	32
26t)	Adams, G.B. (WR)	0	31	31
26t)	Cooks, N.O. (WR)	1	30	31
26t)	Hightower, N.O. (RB)	22	9	31
26t)	Jeffery, Chi. (WR)	0	31	31
30t)	Matthews, Phi. (WR)	0	30	30
30t)	Michael, Sea.-G.B. (RB)	27	3	30
30t)	Reed, Was. (TE)	0	30	30
33t)	M. Jones, Det. (WR)	0	29	29
33t)	Mathews, Phi. (RB)	24	5	29
35t)	Crowder, Was. (WR)	1	27	28
35t)	Miller, Chi. (TE)	0	28	28
35t)	Sproles, Phi. (RB)	16	12	28
38t)	*Shepard, NY-G (WR)	0	27	27
38t)	Witten, Dal. (TE)	0	27	27
40t)	Brate, T.B. (TE)	0	26	26
40t)	Kerley, S.F. (WR)	0	26	26
40t)	Rudolph, Min. (TE)	0	26	26
40t)	Tate, Det. (WR)	1	25	26
40t)	Thielen, Min. (WR)	1	25	26
45t)	Jennings, NY-G (RB)	19	6	25
45t)	Stewart, Car. (RB)	24	1	25
47)	Asiata, Min. (RB)	18	6	24
48t)	Boldin, Det. (WR)	0	23	23
48t)	Coleman, Atl. (RB)	13	10	23
48t)	Floyd, Ariz (WR)	0	23	23
48t)	C. Thompson, Was. (RB)	11	12	23

**WEEK 11 / THROUGH MONDAY, NOVEMBER 21, 2016****NFC / LEADING PUNTERS**

Rank	Player, Team	No	Yards	Lg	Avg	TB	Blk	Dwn	OB	Opp Ret	In Yds	Net 20	Avg
1)	Martin, Det.	40	1984	63	49.6	1	0	3	3	22	133	14	45.8
2)	Morstead, N.O.	37	1827	66	49.4	3	0	5	4	20	151	15	43.7
3)	Lee, Car.	36	1769	76	49.1	4	0	7	1	17	236	18	40.4
4)	Wing, NY-G	53	2498	63	47.1	5	0	8	7	22	271	14	40.1
5)	Bosher, Atl.	26	1220	68	46.9	1	0	4	0	10	114	14	41.8
6)	C. Jones, Dal.	31	1446	63	46.6	4	0	2	4	13	148	12	39.3
7)	Hekker, L.A.	58	2695	78	46.5	1	0	7	7	19	86	33	44.6
8)	Anger, T.B.	48	2209	59	46.0	4	0	3	3	19	110	21	42.1
9)	D. Jones, Phi.	45	2062	72	45.8	6	0	9	3	14	159	12	39.6
10)	Ryan, Sea.	48	2183	62	45.5	3	1	8	2	21	147	19	40.3
11)	Schum, G.B.	31	1395	65	45.0	2	0	3	6	11	98	7	40.5
12)	Pinion, S.F.	60	2687	65	44.8	3	0	7	1	27	276	16	39.2
13)	Locke, Min.	52	2298	72	44.2	3	0	12	0	16	131	25	40.5
14)	O'Donnell, Chi.	48	2109	67	43.9	2	0	3	4	16	195	18	39.0
15)	Way, Was.	28	1223	61	43.7	4	0	3	4	13	96	10	37.4
16)	Quigley, Ariz	34	1416	55	41.6	2	1	5	1	8	75	13	37.2

**NFC / LEADING PUNTERS, NET AVERAGE**

Rank	Player, Team	No	Yards	Lg	Avg	TB	Blk	Dwn	OB	Opp Ret	In Yds	Net 20	Avg
1)	Martin, Det.	40	1984	63	49.6	1	0	3	3	22	133	14	45.8
2)	Hekker, L.A.	58	2695	78	46.5	1	0	7	7	19	86	33	44.6
3)	Morstead, N.O.	37	1827	66	49.4	3	0	5	4	20	151	15	43.7
4)	Anger, T.B.	48	2209	59	46.0	4	0	3	3	19	110	21	42.1
5)	Bosher, Atl.	26	1220	68	46.9	1	0	4	0	10	114	14	41.8
6)	Schum, G.B.	31	1395	65	45.0	2	0	3	6	11	98	7	40.5
7)	Locke, Min.	52	2298	72	44.2	3	0	12	0	16	131	25	40.5
8)	Lee, Car.	36	1769	76	49.1	4	0	7	1	17	236	18	40.4
9)	Ryan, Sea.	48	2183	62	45.5	3	1	8	2	21	147	19	40.3
10)	Wing, NY-G	53	2498	63	47.1	5	0	8	7	22	271	14	40.1
11)	D. Jones, Phi.	45	2062	72	45.8	6	0	9	3	14	159	12	39.6
12)	C. Jones, Dal.	31	1446	63	46.6	4	0	2	4	13	148	12	39.3
13)	Pinion, S.F.	60	2687	65	44.8	3	0	7	1	27	276	16	39.2
14)	O'Donnell, Chi.	48	2109	67	43.9	2	0	3	4	16	195	18	39.0
15)	Way, Was.	28	1223	61	43.7	4	0	3	4	13	96	10	37.4
16)	Quigley, Ariz	34	1416	55	41.6	2	1	5	1	8	75	13	37.2

**WEEK 11 / THROUGH MONDAY, NOVEMBER 21, 2016****NFC / PUNT RETURN LEADERS**

Rank	Player, Team	Ret	FC	Yards	Avg	Long	TD
1)	Crowder, Was.	15	10	244	16.3	85t	1
2)	Roberts, Det.	13	11	202	15.5	85t	2
3)	Sproles, Phi.	15	11	212	14.1	66	0
4)	Sherels, Min.	17	10	227	13.4	79t	2
5)	Weems, Atl.	15	11	176	11.7	73	0
6)	Lockett, Sea.	21	14	208	9.9	62	0
7)	Whitehead, Dal.	17	3	166	9.8	39	0
8)	Humphries, T.B.	16	17	151	9.4	25	0
9t)	Austin, L.A.	28	13	252	9.0	47	0
9t)	Royal, Chi.	18	12	162	9.0	65t	1
11)	Kerley, S.F.	15	19	129	8.6	26	0
12)	Jo. Brown, Ariz	16	11	113	7.1	32	0
13)	Harris, NY-G	16	8	102	6.4	17	0
14)	Ginn, Car.	19	16	113	5.9	16	0

**NFC / KICKOFF RETURN LEADERS**

Rank	Player, Team	Ret	Yards	Avg	Long	TD
1)	Patterson, Min.	15	480	32.0	104t	1
2)	Cunningham, L.A.	13	344	26.5	44	0
3)	Harris, NY-G	16	410	25.6	46	0
4)	Lockett, Sea.	13	333	25.6	43	0
5)	Weems, Atl.	15	351	23.4	42	0
6)	Roberts, Det.	20	432	21.6	42	0
7)	Thompson, Chi.	22	474	21.5	40	0
8)	Ginn, Car.	16	335	20.9	59	0



**WEEK 11 / THROUGH MONDAY, NOVEMBER 21, 2016****NFC / LEADERS IN INTERCEPTIONS**

Rank	Player, Team	Int	Yards	Avg	Long	TD
1)	Collins, NY-G	5	72	14.4	44t	1
2t)	Rhodes, Min.	4	129	32.3	100t	1
2t)	Sherman, Sea.	4	37	9.3	31	0
4t)	Cooper, Ariz	3	95	31.7	60t	1
4t)	McLeod, Phi.	3	5	1.7	5	0
6t)	*D. Jones, Atl.	2	132	66.0	90t	1
6t)	Conte, T.B.	2	73	36.5	53	1
6t)	Bush, Det.	2	39	19.5	39t	1
6t)	Alford, Atl.	2	34	17.0	30t	1
6t)	Porter, Chi.	2	28	14.0	25	0
6t)	Hodges, S.F.	2	27	13.5	21	0
6t)	Jenkins, NY-G	2	26	13.0	23	0
6t)	Peterson, Ariz	2	25	12.5	25	0
6t)	Clinton-Dix, G.B.	2	20	10.0	20	0
6t)	Coleman, Car.	2	20	10.0	12	1
6t)	Sendejo, Min.	2	18	9.0	16	0
6t)	Church, Dal.	2	14	7.0	14	0
6t)	Swearinger, Ariz	2	12	6.0	12	0
6t)	Barron, L.A.	2	8	4.0	7	0
6t)	Moore, N.O.	2	8	4.0	8	0
6t)	Thomas, Sea.	2	5	2.5	5	0
6t)	Davis, Car.	2	4	2.0	4	0
6t)	Waynes, Min.	2	4	2.0	4	0
6t)	Hicks, Phi.	2	3	1.5	3	0
6t)	Grimes, T.B.	2	1	0.5	1	0
6t)	Rodgers-Cromarti, NY-G	2	0	0.0	0	0

**WEEK 11 / THROUGH MONDAY, NOVEMBER 21, 2016****NFC / LEADERS IN SACKS**

Rank	Player, Team	Sacks
1)	Avril, Sea. (DE)	10.0
2)	Beasley, Atl. (LB)	9.5
3t)	Jones, Ariz (LB)	8.0
3t)	Kerrigan, Was. (LB)	8.0
5)	Clark, Sea. (DE)	7.5
6t)	Hunter, Min. (DE)	7.0
6t)	Hyder, Det. (DE)	7.0
6t)	Murphy, Was. (DE)	7.0
6t)	Perry, G.B. (LB)	7.0
10t)	Addison, Car. (DE)	6.5
10t)	Young, Chi. (LB)	6.5
12t)	M. Golden, Ariz (LB)	6.0
12t)	Griffen, Min. (DE)	6.0
14t)	Donald, L.A. (DT)	5.0
14t)	*Floyd, Chi. (LB)	5.0
14t)	Graham, Phi. (DE)	5.0
14t)	Robison, Min. (DE)	5.0
18t)	Clayborn, Atl. (DE)	4.5
18t)	Fairley, N.O. (DT)	4.5
18t)	McCoy, T.B. (DT)	4.5
18t)	Peppers, G.B. (LB)	4.5
22t)	Barwin, Phi. (DE)	4.0
22t)	Cox, Phi. (DT)	4.0
22t)	Hicks, Chi. (DE)	4.0
22t)	Jordan, N.O. (DE)	4.0
22t)	Lotulelei, Car. (DT)	4.0
22t)	Pierre-Paul, NY-G (DE)	4.0
22t)	*N. Spence, T.B. (DE)	4.0
22t)	Vernon, NY-G (DE)	4.0
30t)	Brooks, S.F. (LB)	3.5
30t)	T. Crawford, Dal. (DE)	3.5
30t)	P. Smith, Was. (LB)	3.5
30t)	Taylor, Det. (DE)	3.5
34t)	Baker, Was. (DE)	3.0
34t)	Bennett, Sea. (DE)	3.0
34t)	Bryant, Cle.-Det. (LB)	3.0
34t)	*Buckner, S.F. (DE)	3.0
34t)	Burnett, G.B. (DB)	3.0
34t)	Campbell, Ariz (DE)	3.0
34t)	Collins, NY-G (DB)	3.0
34t)	Freeney, Atl. (DE)	3.0
34t)	Joseph, Min. (DT)	3.0
34t)	Matthews, G.B. (LB)	3.0
34t)	Quinn, L.A. (DE)	3.0
34t)	Short, Car. (DT)	3.0
34t)	Wright, Sea. (LB)	3.0
47t)	Armstead, S.F. (DE)	2.5
47t)	Ayers, T.B. (DE)	2.5
47t)	J. Crawford, Dal. (DE)	2.5
47t)	Easley, L.A. (DT)	2.5
47t)	McDonald, T.B. (DT)	2.5
47t)	Minter, Ariz (LB)	2.5
47t)	Okafor, Ariz (LB)	2.5
47t)	Wagner, Sea. (LB)	2.5

**WEEK 11 / THROUGH MONDAY, NOVEMBER 21, 2016****NFC / FUMBLE RECOVERIES**

Rank	Player, Team	TotRec	OffRec	DefRec
1)	*Wentz, Phi.	5	5	0
2t)	Cousins, Was.	4	4	0
2t)	Palmer, Ariz	4	4	0
4t)	Keenum, L.A.	3	3	0
4t)	*Prescott, Dal.	3	3	0
4t)	Sproles, Phi.	3	3	0
4t)	Watford, Ariz	3	3	0
4t)	Winston, T.B.	3	3	0
9t)	*Buckner, S.F.	2	0	2
9t)	Compton, Was.	2	0	2
9t)	T. Crawford, Dal.	2	0	2
9t)	Cunningham, L.A.	2	2	0
9t)	Cutler, Chi.	2	2	0
9t)	*Garnett, S.F.	2	2	0
9t)	Glowinski, Sea.	2	2	0
9t)	Thompson, Car.	2	0	2
9t)	Hoyer, Chi.	2	2	0
9t)	Humphries, T.B.	2	2	0
9t)	Jefferson, Ariz	2	0	2
9t)	Jones, Ariz	2	0	2
9t)	Jones, Was.	2	2	0
9t)	Kaepernick, S.F.	2	2	0
9t)	Keo, Den.-N.O.	2	0	2
9t)	McCoy, T.B.	2	0	2
9t)	*Poole, Atl.	2	0	2
9t)	Ryan, Sea.	2	2	0
9t)	Ryan, Atl.	2	2	0
9t)	Sendejo, Min.	2	0	2
9t)	H. Smith, Min.	2	1	1
9t)	Stupar, N.O.	2	0	2
9t)	Thielen, Min.	2	2	0
9t)	*Thomas, N.O.	2	2	0
9t)	Whitehead, Dal.	2	2	0
9t)	Wilson, Sea.	2	2	0
9t)	Wilson, Det.	2	1	1

**NFC / OFFENSIVE FUMBLE RECOVERIES**

Rank	Player, Team	Ret	Yards	Avg	Long	TD
1)	*Wentz, Phi.	5	0	0.0	0	0
2t)	Cousins, Was.	4	0	0.0	0	0
2t)	Palmer, Ariz	4	0	0.0	0	0
4t)	Keenum, L.A.	3	0	0.0	0	0
4t)	*Prescott, Dal.	3	0	0.0	0	0
4t)	Sproles, Phi.	3	0	0.0	0	0
4t)	Watford, Ariz	3	0	0.0	0	0
4t)	Winston, T.B.	3	0	0.0	0	0
9t)	*Thomas, N.O.	2	10	5.0	10	0
9t)	Cunningham, L.A.	2	0	0.0	0	0
9t)	Cutler, Chi.	2	0	0.0	0	0
9t)	*Garnett, S.F.	2	0	0.0	0	0
9t)	Glowinski, Sea.	2	0	0.0	0	0
9t)	Hoyer, Chi.	2	0	0.0	0	0
9t)	Humphries, T.B.	2	0	0.0	0	0
9t)	Jones, Was.	2	0	0.0	0	0
9t)	Kaepernick, S.F.	2	0	0.0	0	0
9t)	Ryan, Sea.	2	0	0.0	0	0
9t)	Ryan, Atl.	2	0	0.0	0	0
9t)	Thielen, Min.	2	0	0.0	0	0
9t)	Whitehead, Dal.	2	0	0.0	0	0
9t)	Wilson, Sea.	2	0	0.0	0	0

**NFC / DEFENSIVE FUMBLE RECOVERIES**

Rank	Player, Team	Ret	Yards	Avg	Long	TD
1t)	*Poole, Atl.	2	10	5.0	10	0
1t)	Thompson, Car.	2	9	4.5	9t	1
1t)	Sendejo, Min.	2	5	2.5	3	0
1t)	*Buckner, S.F.	2	0	0.0	0	0
1t)	Compton, Was.	2	0	0.0	0	0
1t)	T. Crawford, Dal.	2	0	0.0	0	0
1t)	Jefferson, Ariz	2	0	0.0	0	0
1t)	Jones, Ariz	2	0	0.0	0	0
1t)	Keo, Den.-N.O.	2	0	0.0	0	0
1t)	McCoy, T.B.	2	0	0.0	0	0
1t)	Stupar, N.O.	2	0	0.0	0	0

**WEEK 11 / THROUGH MONDAY, NOVEMBER 21, 2016**

**NFL / LEADING PASSERS**

Player, Team	Att	Comp	Pct		Avg		Pct			Pct Rating	
			Comp	Yds	Gain	TD	TD	Long	Int	Int	Points
Brady, N.E.	206	145	70.4	1915	9.30	16	7.8	63	1	0.5	123.3
Ryan, Atl.	346	236	68.2	3247	9.38	24	6.9	76t	5	1.4	115.1
*Prescott, Dal.	316	214	67.7	2640	8.35	17	5.4	83t	2	0.6	108.6
Brees, N.O.	420	298	71.0	3277	7.80	26	6.2	98t	8	1.9	106.4
Stafford, Det.	351	238	67.8	2651	7.55	18	5.1	73t	5	1.4	101.2
Carr, Oak.	385	255	66.2	2800	7.27	20	5.2	75t	4	1.0	100.6
Mariota, Ten.	355	228	64.2	2772	7.81	23	6.5	60	8	2.3	100.3
Bradford, Min.	311	217	69.8	2191	7.05	12	3.9	46	2	0.6	99.8
Wilson, Sea.	335	221	66.0	2714	8.10	11	3.3	59	2	0.6	99.3
Cousins, Was.	384	258	67.2	3091	8.05	17	4.4	70t	7	1.8	98.8
Hoyer, Chi.	200	134	67.0	1445	7.22	6	3.0	64	0	0.0	98.0
Roethlisberger, Pit.	353	228	64.6	2524	7.15	20	5.7	72t	7	2.0	96.3
A. Rodgers, G.B.	410	259	63.2	2761	6.73	25	6.1	58	7	1.7	96.0
Luck, Ind.	375	236	62.9	2827	7.54	19	5.1	64t	8	2.1	93.9
*Kessler, Cle.	192	126	65.6	1369	7.13	6	3.1	44	2	1.0	92.6
Rivers, S.D.	369	229	62.1	2886	7.82	20	5.4	59	11	3.0	92.0
Dalton, Cin.	360	233	64.7	2760	7.67	11	3.1	71	6	1.7	91.2
A. Smith, K.C.	302	203	67.2	2077	6.88	9	3.0	46t	4	1.3	91.2
Tannehill, Mia.	299	197	65.9	2289	7.66	12	4.0	74t	8	2.7	91.1
Winston, T.B.	378	228	60.3	2680	7.09	20	5.3	45t	10	2.6	88.5
Manning, NY-G	386	246	63.7	2708	7.02	17	4.4	75t	10	2.6	88.3
<b>Taylor, Buf.</b>	<b>295</b>	<b>181</b>	<b>61.4</b>	<b>1935</b>	<b>6.56</b>	<b>10</b>	<b>3.4</b>	<b>84t</b>	<b>4</b>	<b>1.4</b>	<b>86.2</b>
Kaepernick, S.F.	162	86	53.1	1144	7.06	7	4.3	65t	2	1.2	85.0
Siemian, Den.	291	175	60.1	2028	6.97	12	4.1	69t	7	2.4	85.0
*Wentz, Phi.	356	225	63.2	2339	6.57	11	3.1	73t	7	2.0	84.2
Palmer, Ariz	369	227	61.5	2642	7.16	13	3.5	58	10	2.7	83.6
Newton, Car.	310	175	56.5	2186	7.05	11	3.5	78t	7	2.3	80.9
<b>Bortles, Jac.</b>	<b>415</b>	<b>250</b>	<b>60.2</b>	<b>2623</b>	<b>6.32</b>	<b>18</b>	<b>4.3</b>	<b>51t</b>	<b>13</b>	<b>3.1</b>	<b>80.0</b>
Flacco, Bal.	414	260	62.8	2643	6.38	10	2.4	95t	9	2.2	80.0
Keenum, L.A.	313	191	61.0	2169	6.93	9	2.9	65t	11	3.5	76.8
Osweiler, Hou.	363	216	59.5	2061	5.68	12	3.3	53	10	2.8	74.9
Gabbert, S.F.	150	87	58.0	890	5.93	5	3.3	75t	6	4.0	69.6
Fitzpatrick, NY-J	298	168	56.4	1983	6.65	8	2.7	57	13	4.4	67.6

**NFL / LEADING PASSERS, RANKS**

Player, Team	Att	Comp	Pct		Avg		Pct			Pct Rating	
			Comp	Yds	Gain	TD	TD	Long	Int	Int	Points
Brady, N.E.	29	29	2	29	2	15	1		2	2	1
Ryan, Atl.	18	9t	4	2	1	3	2		11t	12	2
*Prescott, Dal.	20	21	6	16	3	12t	8		3t	4	3
Brees, N.O.	1	1	1	1	8	1	4		21t	16	4
Stafford, Det.	17	8	5	13	11	10t	11		11t	11	5
Carr, Oak.	6	5	10	6	13	5t	10		8t	6	6
Mariota, Ten.	15	13t	16	7	7	4	3		21t	21	7
Bradford, Min.	22	19	3	21	21	17t	19		3t	5	8
Wilson, Sea.	19	18	11	10	4	21t	25		3t	3	9
Cousins, Was.	7	4	8	3	5	12t	13		15t	15	10
Hoyer, Chi.	30	30	9	30	14	31t	29		1	1	11
Roethlisberger, Pit.	16	13t	15	18	16	5t	6		15t	18	12
A. Rodgers, G.B.	4	3	19	8	26	2	5		15t	14	13
Luck, Ind.	9	9t	20	5	12	9	12		21t	19	14
*Kessler, Cle.	31	31	13	31	17	31t	26		3t	7	15
Rivers, S.D.	10t	12	22	4	6	5t	7		30t	29	16
Dalton, Cin.	13	11	14	9	9	21t	28		13t	13	17
A. Smith, K.C.	24	22	7	24	25	27t	30		8t	9	18
Tannehill, Mia.	25	23	12	20	10	17t	18		21t	26	19
Winston, T.B.	8	13t	26	12	18	5t	9		26t	25	20
Manning, NY-G	5	7	17	11	22	12t	14		26t	24	21
<b>Taylor, Buf.</b>	<b>27</b>	<b>25</b>	<b>24</b>	<b>28</b>	<b>29</b>	<b>25t</b>	<b>22</b>		<b>8t</b>	<b>10</b>	<b>22</b>
Kaepernick, S.F.	32	33	33	32	19	30	16		3t	8	23
Siemian, Den.	28	26t	28	26	23	17t	17		15t	23	24
*Wentz, Phi.	14	17	18	19	28	21t	27		15t	17	25
Palmer, Ariz	10t	16	23	15	15	16	21		26t	27	26
Newton, Car.	23	26t	31	22	20	21t	20		15t	22	27
<b>Bortles, Jac.</b>	<b>2</b>	<b>6</b>	<b>27</b>	<b>17</b>	<b>31</b>	<b>10t</b>	<b>15</b>		<b>32t</b>	<b>30</b>	<b>28</b>
Flacco, Bal.	3	2	21	14	30	25t	33		25	20	29
Keenum, L.A.	21	24	25	23	24	27t	31		30t	31	30
Osweiler, Hou.	12	20	29	25	33	17t	24		26t	28	31
Gabbert, S.F.	33	32	30	34	32	33t	23		13t	32	32
Fitzpatrick, NY-J	26	28	32	27	27	29	32		32t	33	33

**WEEK 11 / THROUGH MONDAY, NOVEMBER 21, 2016****NFL / FOURTH-QUARTER PASSING LEADERS**

Rank	Player, Team	Att	Comp	Comp%	Yards	YPA	TD	TD%	Int	Int%	Rating
1)	*Lynch, Den.	25	19	76.0	188	7.52	2	8.0	0	0.0	123.4
2)	Carr, Oak.	92	61	66.3	830	9.02	8	8.7	1	1.1	119.4
3)	Brady, N.E.	43	30	69.8	438	10.19	2	4.7	0	0.0	118.2
4)	Brees, N.O.	124	89	71.8	980	7.90	11	8.9	3	2.4	114.3
5)	*Prescott, Dal.	78	53	67.9	604	7.74	4	5.1	0	0.0	108.1
6)	Roethlisberger, Pit.	102	70	68.6	808	7.92	6	5.9	1	1.0	107.8
7)	A. Rodgers, G.B.	94	60	63.8	696	7.40	8	8.5	2	2.1	105.6
8)	Stafford, Det.	93	66	71.0	774	8.32	5	5.4	2	2.2	104.9
9)	Luck, Ind.	119	75	63.0	932	7.83	8	6.7	2	1.7	102.6
10)	Siemian, Den.	77	46	59.7	632	8.21	6	7.8	2	2.6	101.2
11)	Bradford, Min.	91	67	73.6	672	7.38	3	3.3	1	1.1	100.6
12)	Cousins, Was.	90	58	64.4	822	9.13	4	4.4	2	2.2	99.4
13)	Hoyer, Chi.	70	48	68.6	509	7.27	2	2.9	0	0.0	99.0
14)	Wilson, Sea.	96	60	62.5	703	7.32	3	3.1	0	0.0	95.1
15)	A. Smith, K.C.	83	58	69.9	571	6.88	4	4.8	2	2.4	95.0
16)	Mariota, Ten.	103	66	64.1	700	6.80	7	6.8	3	2.9	94.3
17)	Osweiler, Hou.	96	61	63.5	540	5.63	4	4.2	0	0.0	92.4
18)	Bortles, Jac.	146	89	61.0	1025	7.02	9	6.2	4	2.7	91.3
19)	Tannehill, Mia.	85	53	62.4	649	7.64	5	5.9	3	3.5	90.8
20)	Ryan, Atl.	75	41	54.7	631	8.41	5	6.7	3	4.0	88.3
21)	Winston, T.B.	105	61	58.1	646	6.15	5	4.8	1	1.0	88.0
22)	Taylor, Buf.	61	34	55.7	366	6.00	3	4.9	1	1.6	83.1
23)	Dalton, Cin.	98	64	65.3	674	6.88	3	3.1	3	3.1	82.6
24)	Anderson, Car.	27	20	74.1	216	8.00	2	7.4	3	11.1	82.3
25)	Manning, NY-G	103	64	62.1	766	7.44	4	3.9	5	4.9	77.6
26)	*Kessler, Cle.	49	28	57.1	320	6.53	1	2.0	1	2.0	75.2
27)	*Wentz, Phi.	95	55	57.9	536	5.64	1	1.1	1	1.1	73.0
28)	Newton, Car.	71	41	57.7	520	7.32	2	2.8	3	4.2	72.5
29)	Palmer, Ariz	98	63	64.3	669	6.83	4	4.1	6	6.1	72.2
30)	Flacco, Bal.	110	61	55.5	578	5.25	3	2.7	2	1.8	71.7
31)	Rivers, S.D.	100	60	60.0	729	7.29	3	3.0	5	5.0	71.6
32)	Cutler, Chi.	33	19	57.6	233	7.06	0	0.0	1	3.0	66.9
33)	Keenum, L.A.	98	52	53.1	547	5.58	4	4.1	5	5.1	61.9
34)	Kaepernick, S.F.	59	25	42.4	234	3.97	1	1.7	0	0.0	59.6
35)	Gabbert, S.F.	47	26	55.3	316	6.72	2	4.3	4	8.5	54.9
36)	McCown, Cle.	60	31	51.7	289	4.82	2	3.3	4	6.7	48.5
37)	Fitzpatrick, NY-J	76	38	50.0	476	6.26	1	1.3	9	11.8	34.6

**NFL / THIRD-DOWN PASSING LEADERS**

Rank	Player, Team	Att	Comp	Comp%	Yards	YPA	TD	TD%	Int	Int%	Rating
1)	Brady, N.E.	53	41	77.4	742	14.00	7	13.2	0	0.0	158.2
2)	Brees, N.O.	102	71	69.6	826	8.10	9	8.8	2	2.0	115.1
3)	Roethlisberger, Pit.	85	49	57.6	666	7.84	8	9.4	1	1.2	109.2
4)	Mariota, Ten.	107	68	63.6	967	9.04	8	7.5	3	2.8	105.9
5)	Ryan, Atl.	80	54	67.5	594	7.43	4	5.0	0	0.0	105.9
6)	*Prescott, Dal.	87	59	67.8	738	8.48	4	4.6	1	1.1	104.5
7)	Bradford, Min.	89	61	68.5	632	7.10	5	5.6	1	1.1	102.8
8)	A. Rodgers, G.B.	105	64	61.0	867	8.26	11	10.5	5	4.8	102.4
9)	Carr, Oak.	105	64	61.0	732	6.97	5	4.8	0	0.0	97.8
10)	Cousins, Was.	101	66	65.3	799	7.91	6	5.9	3	3.0	96.9
11)	Stafford, Det.	92	60	65.2	770	8.37	3	3.3	2	2.2	93.1
12)	Winston, T.B.	106	68	64.2	829	7.82	5	4.7	3	2.8	92.1
13)	Taylor, Buf.	80	46	57.5	588	7.35	5	6.3	2	2.5	91.0
14)	Siemian, Den.	76	45	59.2	531	6.99	6	7.9	3	3.9	90.4
15)	Keenum, L.A.	90	54	60.0	625	6.94	5	5.6	2	2.2	90.3
16)	Rivers, S.D.	96	59	61.5	662	6.90	4	4.2	2	2.1	87.2
17)	Tannehill, Mia.	90	50	55.6	581	6.46	4	4.4	1	1.1	85.5
18)	Wilson, Sea.	91	51	56.0	727	7.99	2	2.2	1	1.1	84.8
19)	Palmer, Ariz	94	59	62.8	664	7.06	4	4.3	3	3.2	84.7
20)	Dalton, Cin.	99	60	60.6	692	6.99	3	3.0	2	2.0	83.4
21)	Flacco, Bal.	116	67	57.8	742	6.40	3	2.6	2	1.7	78.3
22)	Luck, Ind.	87	48	55.2	603	6.93	4	4.6	3	3.4	77.9
23)	*Wentz, Phi.	91	51	56.0	587	6.45	3	3.3	2	2.2	77.5
24)	Manning, NY-G	105	56	53.3	657	6.26	5	4.8	3	2.9	76.6
25)	Osweiler, Hou.	102	58	56.9	615	6.03	3	2.9	3	2.9	72.1
26)	A. Smith, K.C.	71	39	54.9	370	5.21	1	1.4	1	1.4	68.4
27)	Newton, Car.	93	48	51.6	598	6.43	2	2.2	3	3.2	65.6
28)	Fitzpatrick, NY-J	81	43	53.1	495	6.11	0	0.0	4	4.9	51.2
29)	Bortles, Jac.	108	61	56.5	580	5.37	4	3.7	9	8.3	49.2

**WEEK 11 / THROUGH MONDAY, NOVEMBER 21, 2016****NFL / LEADING RUSHERS**

Rank	Player, Team	Att	Yards	Avg	Long	TD
1)	*Elliott, Dal.	223	1102	4.9	60t	9
2)	Murray, Ten.	212	1000	4.7	75t	8
3)	D. Johnson, Ariz	197	863	4.4	58t	10
4)	Gordon, S.D.	217	838	3.9	48	9
5)	L. Miller, Hou.	192	824	4.3	45	3
6t)	Ajayi, Mia.	143	802	5.6	62t	6
6t)	Blount, N.E.	201	802	4.0	44	12
8)	Forte, NY-J	189	732	3.9	32	7
9)	McCoy, Buf.	138	716	5.2	53	7
10)	*Howard, Chi.	131	682	5.2	69	2
11)	Freeman, Atl.	145	669	4.6	48	3
12)	Gore, Ind.	163	642	3.9	22	4
13)	Ware, K.C.	132	641	4.9	46	2
14)	Hill, Cin.	135	623	4.6	74t	6
15)	Gurley, L.A.	187	591	3.2	24t	4
16)	Bell, Pit.	128	579	4.5	44	2
17)	Ingram, N.O.	122	575	4.7	75t	2
18)	Crowell, Cle.	129	561	4.3	85t	5
19)	West, Bal.	140	552	3.9	35	4
20)	Hyde, S.F.	141	529	3.8	34	6
21)	Michael, Sea.-G.B.	117	469	4.0	41t	6
22)	Jones, Was.	99	460	4.6	57	3
23)	C. Anderson, Den.	110	437	4.0	28	4
24)	Mathews, Phi.	102	427	4.2	30	7
25)	Murray, Oak.	101	426	4.2	42	8
26)	*Kelley, Was.	84	424	5.0	66	4
27)	Taylor, Buf. (QB)	63	401	6.4	49	4
28)	*Booker, Den.	104	396	3.8	18	2
29)	Rodgers, T.B.	88	393	4.5	45	1
30)	Hightower, N.O.	88	366	4.2	28	1
31)	Stewart, Car.	110	365	3.3	26	5
32)	Lacy, G.B.	71	360	5.1	31	0
33)	Jennings, NY-G	100	340	3.4	25	2
34)	Bernard, Cin.	91	337	3.7	17	2
35)	Gillislee, Buf.	56	326	5.8	44t	4
36)	Sproles, Phi.	63	319	5.1	19	0
37)	Riddick, Det.	79	310	3.9	42	1
38)	Ivory, Jac.	84	306	3.6	42	1
39)	*Washington, Oak.	63	302	4.8	30	0
40)	Yeldon, Jac.	83	301	3.6	16	1
41)	McKinnon, Min.	97	285	2.9	25	1
42)	*Richard, Oak.	46	281	6.1	75t	1
43)	D. Williams, Pit.	75	276	3.7	17	3
44)	Powell, NY-J	40	272	6.8	35t	1
45)	Newton, Car. (QB)	62	268	4.3	28	4
46)	Mariota, Ten. (QB)	45	264	5.9	41	2
47t)	Asiata, Min.	85	260	3.1	29	4
47t)	Kaepernick, S.F. (QB)	36	260	7.2	29	1
49)	A. Rodgers, G.B. (QB)	40	259	6.5	23	3
50)	D. Johnson, Cle.	51	257	5.0	17	1

**WEEK 11 / THROUGH MONDAY, NOVEMBER 21, 2016****NFL / THIRD-AND-ONE RUSHING LEADERS**

Rank	Player, Team	Att	FD	Pct
1t)	Jones, Was.	6	6	100.0
1t)	Forte, NY-J	5	5	100.0
1t)	Jennings, NY-G	5	5	100.0
1t)	Kuhn, N.O.	5	5	100.0
1t)	Murray, Oak.	5	5	100.0
1t)	Gillislee, Buf.	4	4	100.0
1t)	Hyde, S.F.	4	4	100.0
1t)	Ajayi, Mia.	3	3	100.0
1t)	Freeman, Atl.	3	3	100.0
1t)	Lasike, Chi.	3	3	100.0
1t)	Siemian, Den.	3	3	100.0
1t)	Stewart, Car.	3	3	100.0
13)	Newton, Car.	8	7	87.5
14t)	Bell, Pit.	6	5	83.3
14t)	Luck, Ind.	6	5	83.3
16t)	Ware, K.C.	10	8	80.0
16t)	Felton, Buf.	5	4	80.0
18)	Gurley, L.A.	9	7	77.8
19t)	*Elliott, Dal.	12	9	75.0
19t)	D. Johnson, Ariz	8	6	75.0
19t)	Murray, Ten.	8	6	75.0
19t)	Blount, N.E.	4	3	75.0
19t)	L. Miller, Hou.	4	3	75.0
24t)	Asiata, Min.	8	5	62.5
24t)	Gordon, S.D.	8	5	62.5
26t)	Coleman, Atl.	5	3	60.0
26t)	*Henry, Ten.	5	3	60.0
26t)	West, Bal.	5	3	60.0
29)	C. Anderson, Den.	8	3	37.5



**WEEK 11 / THROUGH MONDAY, NOVEMBER 21, 2016****NFL / LEADERS IN RECEPTIONS**

Rank	Player, Team	Rec	Yards	Avg	Long	TD
1)	Brown, Pit.	77	907	11.8	51	7
2)	Fitzgerald, Ariz	74	749	10.1	32	5
3)	Diggs, Min.	67	747	11.1	46	2
4)	Green, Cin.	66	964	14.6	54t	4
5)	Evans, T.B.	65	916	14.1	45t	8
6)	Cooper, Oak.	62	900	14.5	64t	3
7)	J. Jones, Atl.	61	1105	18.1	75t	5
8)	Landry, Mia.	60	686	11.4	42t	2
9)	Beckham, NY-G	59	819	13.9	75t	6
10)	Hilton, Ind.	57	888	15.6	63t	5
11t)	Pryor, Cle.	56	724	12.9	44	4
11t)	*Thomas, N.O.	56	681	12.2	32t	5
11t)	Edelman, N.E.	56	534	9.5	33	2
14)	Thomas, Den.	55	678	12.3	55t	5
15t)	Olsen, Car. (TE)	54	745	13.8	78t	3
15t)	Baldwin, Sea.	54	733	13.6	59	5
15t)	Sanders, Den.	54	668	12.4	41t	3
18t)	Adams, G.B.	53	663	12.5	46	6
18t)	Nelson, G.B.	53	663	12.5	58	9
18t)	Matthews, Phi.	53	639	12.1	54	3
18t)	Beasley, Dal.	53	591	11.2	47	5
18t)	Bell, Pit. (RB)	53	415	7.8	23	1
23t)	Crabtree, Oak.	52	601	11.6	56	6
23t)	Tate, Det.	52	540	10.4	61	2
25t)	Cooks, N.O.	51	736	14.4	98t	6
25t)	A. Robinson, Jac.	51	567	11.1	35	6
27)	Hopkins, Hou.	50	540	10.8	35	3
28t)	Britt, L.A.	49	736	15.0	47	3
28t)	Kelce, K.C. (TE)	49	574	11.7	44	3
28t)	Reed, Was. (TE)	49	535	10.9	28	3
28t)	Witten, Dal. (TE)	49	520	10.6	35	2
28t)	Pitta, Bal. (TE)	49	405	8.3	30	0
33t)	Wallace, Bal.	48	735	15.3	95t	4
33t)	Garcon, Was.	48	593	12.4	70t	2
33t)	Cobb, G.B.	48	517	10.8	47	3
36t)	Crowder, Was.	47	637	13.6	55t	6
36t)	D. Johnson, Ariz (RB)	47	510	10.9	58	2
36t)	Miller, Chi. (TE)	47	486	10.3	34	4
39t)	Benjamin, Car.	46	683	14.8	50	4
39t)	Walker, Ten. (TE)	46	607	13.2	47	5
39t)	Snead, N.O.	46	555	12.1	49	4
42t)	Graham, Sea. (TE)	45	639	14.2	40	4
42t)	Matthews, Ten.	45	605	13.4	60	6
44t)	S. Smith, Bal.	44	516	11.7	52t	3
44t)	*Shepard, NY-G	44	476	10.8	32t	5
46t)	Ty. Williams, S.D.	43	720	16.7	51t	4
46t)	B. Marshall, NY-J	43	601	14.0	41	2
46t)	Riddick, Det. (RB)	43	343	8.0	23	4
49t)	Lee, Jac.	42	544	13.0	51	1
49t)	Woods, Buf.	42	493	11.7	29	1
49t)	D. Johnson, Cle. (RB)	42	384	9.1	32	0

**WEEK 11 / THROUGH MONDAY, NOVEMBER 21, 2016****NFL / RECEIVING YARDAGE LEADERS**

Rank	Player, Team	Yards	Rec	Avg	Long	TD
1)	J. Jones, Atl.	1105	61	18.1	75t	5
2)	Green, Cin.	964	66	14.6	54t	4
3)	Evans, T.B.	916	65	14.1	45t	8
4)	Brown, Pit.	907	77	11.8	51	7
5)	Cooper, Oak.	900	62	14.5	64t	3
6)	Hilton, Ind.	888	57	15.6	63t	5
7)	Beckham, NY-G	819	59	13.9	75t	6
8)	Fitzgerald, Ariz	749	74	10.1	32	5
9)	Diggs, Min.	747	67	11.1	46	2
10)	Olsen, Car. (TE)	745	54	13.8	78t	3
11t)	Britt, L.A.	736	49	15.0	47	3
11t)	Cooks, N.O.	736	51	14.4	98t	6
13)	Wallace, Bal.	735	48	15.3	95t	4
14)	Baldwin, Sea.	733	54	13.6	59	5
15)	Pryor, Cle.	724	56	12.9	44	4
16)	Ty. Williams, S.D.	720	43	16.7	51t	4
17)	Landry, Mia.	686	60	11.4	42t	2
18)	Benjamin, Car.	683	46	14.8	50	4
19)	*Thomas, N.O.	681	56	12.2	32t	5
20)	Thomas, Den.	678	55	12.3	55t	5
21)	M. Jones, Det.	676	38	17.8	73t	4
22)	Sanders, Den.	668	54	12.4	41t	3
23t)	Adams, G.B.	663	53	12.5	46	6
23t)	Nelson, G.B.	663	53	12.5	58	9
25t)	Graham, Sea. (TE)	639	45	14.2	40	4
25t)	Matthews, Phi.	639	53	12.1	54	3
27)	Crowder, Was.	637	47	13.6	55t	6
28)	Jeffery, Chi.	630	40	15.8	54	1
29)	Walker, Ten. (TE)	607	46	13.2	47	5
30)	Matthews, Ten.	605	45	13.4	60	6
31t)	Crabtree, Oak.	601	52	11.6	56	6
31t)	B. Marshall, NY-J	601	43	14.0	41	2
33)	Garcon, Was.	593	48	12.4	70t	2
34)	Beasley, Dal.	591	53	11.2	47	5
35)	Kelce, K.C. (TE)	574	49	11.7	44	3
36)	A. Robinson, Jac.	567	51	11.1	35	6
37)	Snead, N.O.	555	46	12.1	49	4
38)	Lee, Jac.	544	42	13.0	51	1
39t)	R. Gronkowski, N.E. (TE)	540	25	21.6	53t	3
39t)	Hopkins, Hou.	540	50	10.8	35	3
39t)	Tate, Det.	540	52	10.4	61	2
42)	Reed, Was. (TE)	535	49	10.9	28	3
43t)	Edelman, N.E.	534	56	9.5	33	2
43t)	Enunwa, NY-J	534	38	14.1	69t	3
45)	Witten, Dal. (TE)	520	49	10.6	35	2
46t)	Bennett, N.E. (TE)	518	39	13.3	58	4
46t)	Thielen, Min.	518	37	14.0	36t	3
48)	Cobb, G.B.	517	48	10.8	47	3
49)	S. Smith, Bal.	516	44	11.7	52t	3
50)	Benjamin, S.D.	514	39	13.2	54	3

**WEEK 11 / THROUGH MONDAY, NOVEMBER 21, 2016****NFL / THIRD-DOWN RECEIVING LEADERS**

Rank	Player, Team	Rec	Yards	Avg	Long	TD
1)	Landry, Mia.	20	201	10.1	39	0
2t)	Evans, T.B.	19	292	15.4	39	2
2t)	Cobb, G.B.	19	261	13.7	47	1
2t)	Reed, Was. (TE)	19	234	12.3	28	1
2t)	Beasley, Dal.	19	201	10.6	29	2
2t)	Britt, L.A.	19	199	10.5	34	1
2t)	Hopkins, Hou.	19	198	10.4	24	0
8t)	Cooper, Oak.	18	303	16.8	34t	1
8t)	D. Johnson, Cle. (RB)	18	168	9.3	28	0
10t)	Crowder, Was.	17	300	17.6	55t	3
10t)	Snead, N.O.	17	176	10.4	23	0
10t)	A. Robinson, Jac.	17	169	9.9	19	1
13t)	Baldwin, Sea.	16	264	16.5	59	2
13t)	Thielen, Min.	16	246	15.4	29	2
13t)	Crabtree, Oak.	16	225	14.1	56	2
13t)	Matthews, Phi.	16	223	13.9	54	1
13t)	Royal, Chi.	16	204	12.8	64	0
13t)	Olsen, Car. (TE)	16	175	10.9	34	2
13t)	Pitta, Bal. (TE)	16	162	10.1	30	0
13t)	D. Johnson, Ariz (RB)	16	144	9.0	24	2
13t)	Rudolph, Min. (TE)	16	143	8.9	22	3
13t)	Fitzgerald, Ariz	16	131	8.2	19	0
23t)	Ty. Williams, S.D.	15	233	15.5	44t	1
23t)	Tate, Det.	15	200	13.3	61	1
23t)	Powell, NY-J (RB)	15	92	6.1	11	1
26t)	Pryor, Cle.	14	201	14.4	36	1
26t)	Edelman, N.E.	14	192	13.7	33	1
26t)	Hilton, Ind.	14	188	13.4	27	1
26t)	*Shepard, NY-G	14	179	12.8	32	2
26t)	Brate, T.B. (TE)	14	155	11.1	20	1
26t)	Diggs, Min.	14	154	11.0	33	0
26t)	Boldin, Det.	14	119	8.5	20	1
33t)	Nelson, G.B.	13	196	15.1	39	4
33t)	Thomas, Den.	13	194	14.9	55t	4
33t)	Wright, Ten.	13	190	14.6	48	1
33t)	Green, Cin.	13	189	14.5	48t	1
33t)	Sanders, Den.	13	177	13.6	41t	1
33t)	Murray, Ten. (RB)	13	136	10.5	35	1
33t)	Barnidge, Cle. (TE)	13	132	10.2	17	1
33t)	Witten, Dal. (TE)	13	128	9.8	31	0
33t)	Austin, L.A.	13	114	8.8	43t	2
42t)	Benjamin, Car.	12	208	17.3	25	0
42t)	Brown, Pit.	12	167	13.9	26t	1
42t)	Amendola, N.E.	12	148	12.3	32	2
42t)	B. Marshall, NY-J	12	141	11.8	41	0
42t)	Beckham, NY-G	12	140	11.7	26	0
42t)	Sanu, Atl.	12	139	11.6	22	0
42t)	Woods, Buf.	12	136	11.3	24	0
42t)	Gates, S.D. (TE)	12	122	10.2	17	1
42t)	*Boyd, Cin.	12	103	8.6	16	1
42t)	Bernard, Cin. (RB)	12	99	8.3	32	0

**WEEK 11 / THROUGH MONDAY, NOVEMBER 21, 2016****NFL / LEADING SCORERS, NONKICKERS**

Rank	Player, Team	TD	Rush	Rec	Ret	X2	Pts
1t)	Blount, N.E. (RB)	12	12	0	0	0	72
1t)	D. Johnson, Ariz (RB)	12	10	2	0	0	72
3t)	Gordon, S.D. (RB)	11	9	2	0	0	66
3t)	Murray, Ten. (RB)	11	8	3	0	0	66
5)	*Elliott, Dal. (RB)	10	9	1	0	0	60
6)	Nelson, G.B. (WR)	9	0	9	0	0	54
7t)	Evans, T.B. (WR)	8	0	8	0	1	50
7t)	Mathews, Phi. (RB)	8	7	1	0	1	50
9t)	Forte, NY-J (RB)	8	7	1	0	0	48
9t)	McCoy, Buf. (RB)	8	7	1	0	0	48
9t)	Murray, Oak. (RB)	8	8	0	0	0	48
12t)	Brown, Pit. (WR)	7	0	7	0	0	42
12t)	Crowder, Was. (WR)	7	0	6	1	0	42
12t)	Gore, Ind. (RB)	7	4	3	0	0	42
12t)	Michael, Sea.-G.B. (RB)	7	6	1	0	0	42
16t)	Crabtree, Oak. (WR)	6	0	6	0	1	38
16t)	Hyde, S.F. (RB)	6	6	0	0	1	38
16t)	A. Robinson, Jac. (WR)	6	0	6	0	1	38
19t)	Adams, G.B. (WR)	6	0	6	0	0	36
19t)	Ajayi, Mia. (RB)	6	6	0	0	0	36
19t)	Beckham, NY-G (WR)	6	0	6	0	0	36
19t)	Coleman, Atl. (RB)	6	5	1	0	0	36
19t)	Cooks, N.O. (WR)	6	0	6	0	0	36
19t)	Hill, Cin. (RB)	6	6	0	0	0	36
19t)	Matthews, Ten. (WR)	6	0	6	0	0	36
26t)	Ingram, N.O. (RB)	5	2	3	0	1	32
26t)	Pryor, Cle. (WR)	5	1	4	0	1	32
26t)	Thomas, Den. (WR)	5	0	5	0	1	32
29t)	C. Anderson, Den. (RB)	5	4	1	0	0	30
29t)	Baldwin, Sea. (WR)	5	0	5	0	0	30
29t)	Beasley, Dal. (WR)	5	0	5	0	0	30
29t)	Boldin, Det. (WR)	5	0	5	0	0	30
29t)	Brate, T.B. (TE)	5	0	5	0	0	30
29t)	Bryant, Dal. (WR)	5	0	5	0	0	30
29t)	Crowell, Cle. (RB)	5	5	0	0	0	30
29t)	Fitzgerald, Ariz (WR)	5	0	5	0	0	30
29t)	Freeman, Atl. (RB)	5	3	2	0	0	30
29t)	Gates, S.D. (TE)	5	0	5	0	0	30
29t)	Gillislee, Buf. (RB)	5	4	1	0	0	30
29t)	Hilton, Ind. (WR)	5	0	5	0	0	30
29t)	J. Jones, Atl. (WR)	5	0	5	0	0	30
29t)	*Kelley, Was. (RB)	5	4	1	0	0	30
29t)	Riddick, Det. (RB)	5	1	4	0	0	30
29t)	Rudolph, Min. (TE)	5	0	5	0	0	30
29t)	*Shepard, NY-G (WR)	5	0	5	0	0	30
29t)	Stewart, Car. (RB)	5	5	0	0	0	30
29t)	*Thomas, N.O. (WR)	5	0	5	0	0	30
29t)	Walker, Ten. (TE)	5	0	5	0	0	30
29t)	D. Williams, Mia. (RB)	5	3	2	0	0	30
50t)	Newton, Car. (QB)	4	4	0	0	1	26
50t)	Taylor, Buf. (QB)	4	4	0	0	1	26
50t)	Wallace, Bal. (WR)	4	0	4	0	1	26

**WEEK 11 / THROUGH MONDAY, NOVEMBER 21, 2016****NFL / LEADING SCORERS, KICKERS**

Rank	Player, Team	PAT	FG	Pct	Long	Pts
1)	Bryant, Atl.	31/32	23/25	.920	53	100
2t)	Hopkins, Was.	23/25	23/27	.852	50	92
2t)	Lambo, S.D.	29/32	21/23	.913	47	92
4)	Sturgis, Phi.	20/21	23/27	.852	55	89
5)	Santos, K.C.	19/20	23/26	.885	54	88
6t)	Bailey, Dal.	30/30	19/21	.905	56	87
6t)	Vinatieri, Ind.	27/27	20/21	.952	54	87
8)	McManus, Den.	22/23	21/24	.875	55	85
9)	Tucker, Bal.	14/14	23/23	1.000	53	83
10)	Hauschka, Sea.	18/22	21/24	.875	53	81
11)	Janikowski, Oak.	26/26	18/24	.750	56	80
12t)	*Lutz, N.O.	31/32	16/22	.727	57	79
12t)	Novak, Hou.	16/17	21/26	.808	53	79
14)	Crosby, G.B.	23/25	18/21	.857	46	77
15)	Gano, Car.	22/24	18/22	.818	54	76
16)	Prater, Det.	21/23	18/21	.857	58	75
17)	Succop, Ten.	29/31	14/16	.875	51	71
18)	Gostkowski, N.E.	30/33	13/16	.813	53	69
19t)	Carpenter, Buf.	25/27	14/18	.778	54	67
19t)	Nugent, Cin.	19/22	16/21	.762	47	67
21)	Folk, NY-J	17/19	16/18	.889	48	65
22)	Dawson, S.F.	22/22	14/15	.933	53	64
23)	Myers, Jac.	18/19	15/18	.833	54	63
24t)	Catanzaro, Ariz	24/25	12/15	.800	60	60
24t)	Franks, Mia.	24/24	12/15	.800	41	60
26t)	*Aguayo, T.B.	20/22	13/18	.722	43	59
26t)	Zuerlein, L.A.	14/14	15/18	.833	54	59
28)	Boswell, Pit.	22/22	12/16	.750	49	58
29)	Barth, Chi.	16/17	13/17	.765	54	55
30)	Walsh, Min.	15/19	12/16	.750	50	51
31)	Parkey, Cle.	12/13	12/16	.750	51	48
32)	J. Brown, NY-G	9/ 9	11/12	.917	48	42
33)	Gould, NY-G	10/12	2/ 2	1.000	46	16
34t)	Forbath, Min.	3/ 4	1/ 1	1.000	27	6
34t)	Murray, Cle.	3/ 4	1/ 2	.500	35	6
36)	Bullock, NY-G	2/ 3	0/ 0	---	--	2

**NFL / TOUCHBACKS ON KICKOFFS**

Rank	Player, Team	TB
1)	Lambo, S.D.	51
2)	Bosher, Atl.	48
3)	Hopkins, Was.	44
4)	Hauschka, Sea.	42
5)	Succop, Ten.	41
6t)	Bailey, Dal.	40
6t)	Gano, Car.	40
8)	McAfee, Ind.	36
9)	Sturgis, Phi.	35
10t)	Boswell, Pit.	34
10t)	Martin, Det.	34
10t)	McManus, Den.	34
10t)	Tucker, Bal.	34
14t)	Catanzaro, Ariz	33
14t)	*Lutz, N.O.	33
14t)	Myers, Jac.	33
17t)	*Aguayo, T.B.	31
17t)	Crosby, G.B.	31
17t)	Gostkowski, N.E.	31
20)	Santos, K.C.	30
21t)	Franks, Mia.	29
21t)	Janikowski, Oak.	29
23)	Parkey, Cle.	26
24t)	Folk, NY-J	25
24t)	Zuerlein, L.A.	25
26)	Nugent, Cin.	22
27)	Walsh, Min.	19
28)	Barth, Chi.	17
29)	Pinion, S.F.	16
30t)	J. Brown, NY-G	15
30t)	Carpenter, Buf.	15
32)	Novak, Hou.	12
33t)	Forbath, Min.	5
33t)	Gay, Buf.	5
33t)	Gould, NY-G	5
36)	Murray, Cle.	4
37t)	Bullock, NY-G	3
37t)	Dawson, S.F.	3

**WEEK 11 / THROUGH MONDAY, NOVEMBER 21, 2016**

**NFL / MOST YARDS FROM SCRIMMAGE**

Rank	Player, Team	Total			Rushing			Receiving		
		Yards	Att+Rec	Avg	Yards	Att	Avg	Yards	Rec	Avg
1)	*Elliott, Dal. (RB)	1382	245	5.6	1102	223	4.9	280	22	12.7
2)	D. Johnson, Ariz (RB)	1373	244	5.6	863	197	4.4	510	47	10.9
3)	Murray, Ten. (RB)	1268	252	5.0	1000	212	4.7	268	40	6.7
4)	Gordon, S.D. (RB)	1184	250	4.7	838	217	3.9	346	33	10.5
5)	J. Jones, Atl. (WR)	1105	61	18.1	0	0	---	1105	61	18.1
6)	Bell, Pit. (RB)	994	181	5.5	579	128	4.5	415	53	7.8
7)	Ware, K.C. (RB)	981	154	6.4	641	132	4.9	340	22	15.5
8)	Green, Cin. (WR)	964	66	14.6	0	0	---	964	66	14.6
9)	L. Miller, Hou. (RB)	957	216	4.4	824	192	4.3	133	24	5.5
10)	Freeman, Atl. (RB)	921	176	5.2	669	145	4.6	252	31	8.1
11t)	Brown, Pit. (WR)	916	80	11.5	9	3	3.0	907	77	11.8
11t)	Evans, T.B. (WR)	916	65	14.1	0	0	---	916	65	14.1
13)	Forte, NY-J (RB)	911	212	4.3	732	189	3.9	179	23	7.8
14)	Cooper, Oak. (WR)	900	62	14.5	0	0	---	900	62	14.5
15)	Hilton, Ind. (WR)	888	57	15.6	0	0	---	888	57	15.6
16)	*Howard, Chi. (RB)	881	150	5.9	682	131	5.2	199	19	10.5
17)	Ajayi, Mia. (RB)	878	158	5.6	802	143	5.6	76	15	5.1
18)	McCoy, Buf. (RB)	860	164	5.2	716	138	5.2	144	26	5.5
19)	Gore, Ind. (RB)	843	191	4.4	642	163	3.9	201	28	7.2
20)	Blount, N.E. (RB)	833	207	4.0	802	201	4.0	31	6	5.2
21)	Beckham, NY-G (WR)	819	59	13.9	0	0	---	819	59	13.9
22)	Crowell, Cle. (RB)	808	155	5.2	561	129	4.3	247	26	9.5
23)	Ingram, N.O. (RB)	802	151	5.3	575	122	4.7	227	29	7.8
24)	Gurley, L.A. (RB)	793	213	3.7	591	187	3.2	202	26	7.8
25)	Wallace, Bal. (WR)	767	52	14.8	32	4	8.0	735	48	15.3
26)	Cooks, N.O. (WR)	762	56	13.6	26	5	5.2	736	51	14.4
27)	Diggs, Min. (WR)	757	70	10.8	10	3	3.3	747	67	11.1
28)	Fitzgerald, Ariz (WR)	754	76	9.9	5	2	2.5	749	74	10.1
29t)	Olsen, Car. (TE)	745	54	13.8	0	0	---	745	54	13.8
29t)	Pryor, Cle. (WR)	745	64	11.6	21	8	2.6	724	56	12.9
31)	Britt, L.A. (WR)	736	49	15.0	0	0	---	736	49	15.0
32)	Baldwin, Sea. (WR)	729	55	13.3	-4	1	-4.0	733	54	13.6
33)	Ty. Williams, S.D. (WR)	720	43	16.7	0	0	---	720	43	16.7
34)	Landry, Mia. (WR)	704	63	11.2	18	3	6.0	686	60	11.4
35)	Hill, Cin. (RB)	685	144	4.8	623	135	4.6	62	9	6.9
36)	Benjamin, Car. (WR)	683	46	14.8	0	0	---	683	46	14.8
37)	*Thomas, N.O. (WR)	681	56	12.2	0	0	---	681	56	12.2
38)	M. Jones, Det. (WR)	679	39	17.4	3	1	3.0	676	38	17.8
39)	Thomas, Den. (WR)	678	55	12.3	0	0	---	678	55	12.3
40)	Bernard, Cin. (RB)	673	130	5.2	337	91	3.7	336	39	8.6
41)	Sanders, Den. (WR)	668	54	12.4	0	0	---	668	54	12.4
42t)	Adams, G.B. (WR)	663	53	12.5	0	0	---	663	53	12.5
42t)	Nelson, G.B. (WR)	663	53	12.5	0	0	---	663	53	12.5
44)	Riddick, Det. (RB)	653	122	5.4	310	79	3.9	343	43	8.0
45)	D. Johnson, Cle. (RB)	641	93	6.9	257	51	5.0	384	42	9.1
46)	West, Bal. (RB)	640	153	4.2	552	140	3.9	88	13	6.8
47t)	Graham, Sea. (TE)	639	45	14.2	0	0	---	639	45	14.2
47t)	Matthews, Phi. (WR)	639	53	12.1	0	0	---	639	53	12.1
49)	Crowder, Was. (WR)	635	49	13.0	-2	2	-1.0	637	47	13.6
50)	Jeffery, Chi. (WR)	630	40	15.8	0	0	---	630	40	15.8

**WEEK 11 / THROUGH MONDAY, NOVEMBER 21, 2016****NFL / LEADERS IN FIRST DOWNS**

Rank	Player, Team	Rush	Rec	Tot
1)	*Elliott, Dal. (RB)	64	8	72
2)	D. Johnson, Ariz (RB)	45	24	69
3)	Gordon, S.D. (RB)	48	18	66
4)	Murray, Ten. (RB)	46	15	61
5)	Evans, T.B. (WR)	0	55	55
6)	Bell, Pit. (RB)	28	24	52
7)	Freeman, Atl. (RB)	38	12	50
8)	Brown, Pit. (WR)	1	47	48
9t)	J. Jones, Atl. (WR)	0	47	47
9t)	Ware, K.C. (RB)	36	11	47
11t)	Blount, N.E. (RB)	45	1	46
11t)	Gore, Ind. (RB)	36	10	46
13)	*Howard, Chi. (RB)	37	8	45
14t)	Ajayi, Mia. (RB)	39	4	43
14t)	Fitzgerald, Ariz (WR)	0	43	43
14t)	L. Miller, Hou. (RB)	38	5	43
17t)	Green, Cin. (WR)	0	41	41
17t)	Gurley, L.A. (RB)	31	10	41
19t)	Diggs, Min. (WR)	1	39	40
19t)	Ingram, N.O. (RB)	26	14	40
19t)	McCoy, Buf. (RB)	32	8	40
19t)	Pryor, Cle. (WR)	2	38	40
23t)	Crowell, Cle. (RB)	28	11	39
23t)	Hilton, Ind. (WR)	0	39	39
25t)	Forte, NY-J (RB)	31	7	38
25t)	Olsen, Car. (TE)	0	38	38
25t)	A. Robinson, Jac. (WR)	0	38	38
28t)	Beckham, NY-G (WR)	0	37	37
28t)	Cooper, Oak. (WR)	0	37	37
30t)	Benjamin, Car. (WR)	0	36	36
30t)	Crabtree, Oak. (WR)	0	36	36
30t)	Murray, Oak. (RB)	29	7	36
30t)	*Thomas, N.O. (WR)	0	36	36
34t)	Beasley, Dal. (WR)	0	35	35
34t)	Hopkins, Hou. (WR)	0	35	35
34t)	Landry, Mia. (WR)	1	34	35
34t)	Nelson, G.B. (WR)	0	35	35
34t)	Sanders, Den. (WR)	0	35	35
39t)	Baldwin, Sea. (WR)	0	34	34
39t)	Britt, L.A. (WR)	0	34	34
39t)	Cobb, G.B. (WR)	4	30	34
39t)	Wallace, Bal. (WR)	2	32	34
43t)	Hill, Cin. (RB)	30	3	33
43t)	Snead, N.O. (WR)	0	33	33
45t)	Garcon, Was. (WR)	0	32	32
45t)	Graham, Sea. (TE)	0	32	32
45t)	Hyde, S.F. (RB)	28	4	32
45t)	Jones, Was. (RB)	28	4	32
45t)	Riddick, Det. (RB)	15	17	32
45t)	Thomas, Den. (WR)	0	32	32



**WEEK 11 / THROUGH MONDAY, NOVEMBER 21, 2016****NFL / LEADING PUNTERS**

Rank	Player, Team	No	Yards	Lg	Avg	TB	Blk	Dwn	OB	Opp Ret	In Yds	Net 20	Avg
1)	McAfee, Ind.	40	2013	74	50.3	8	0	3	6	14	133	13	43.0
2)	Martin, Det.	40	1984	63	49.6	1	0	3	3	22	133	14	45.8
3)	Morstead, N.O.	37	1827	66	49.4	3	0	5	4	20	151	15	43.7
4)	Lee, Car.	36	1769	76	49.1	4	0	7	1	17	236	18	40.4
5)	King, Oak.	47	2289	72	48.7	3	0	9	8	20	243	22	42.3
6)	Lechler, Hou.	44	2134	62	48.5	2	0	1	5	30	353	16	39.6
7)	Wing, NY-G	53	2498	63	47.1	5	0	8	7	22	271	14	40.1
8)	Bosher, Atl.	26	1220	68	46.9	1	0	4	0	10	114	14	41.8
9)	Koch, Bal.	55	2580	68	46.9	4	0	5	11	27	320	22	39.6
10)	C. Jones, Dal.	31	1446	63	46.6	4	0	2	4	13	148	12	39.3
11)	Nortman, Jac.	46	2138	78	46.5	5	0	11	2	19	261	15	38.6
12)	Hekker, L.A.	58	2695	78	46.5	1	0	7	7	19	86	33	44.6
13)	Berry, Pit.	46	2129	63	46.3	1	1	7	7	21	217	17	40.3
14)	Darr, Mia.	55	2544	66	46.3	3	0	6	5	25	228	18	41.0
15t)	Anger, T.B.	48	2209	59	46.0	4	0	3	3	19	110	21	42.1
15t)	*Dixon, Den.	48	2209	68	46.0	3	0	6	2	24	149	14	41.7
17)	D. Jones, Phi.	45	2062	72	45.8	6	0	9	3	14	159	12	39.6
18)	Colquitt, K.C.	48	2197	64	45.8	5	0	5	3	20	120	22	41.2
19)	Huber, Cin.	50	2279	61	45.6	4	0	6	3	26	238	15	39.2
20)	Ryan, Sea.	48	2183	62	45.5	3	1	8	2	21	147	19	40.3
21)	Colquitt, Cle.	54	2453	65	45.4	2	0	6	3	25	206	15	40.9
22)	Kern, Ten.	50	2251	71	45.0	3	0	5	2	26	303	19	37.8
23)	Schum, G.B.	31	1395	65	45.0	2	0	3	6	11	98	7	40.5
24)	*Kaser, S.D.	36	1616	62	44.9	3	0	4	3	19	91	13	40.7
25)	Pinion, S.F.	60	2687	65	44.8	3	0	7	1	27	276	16	39.2
26)	Locke, Min.	52	2298	72	44.2	3	0	12	0	16	131	25	40.5
27)	Allen, N.E.	42	1848	57	44.0	3	0	8	4	14	78	14	40.7
28)	O'Donnell, Chi.	48	2109	67	43.9	2	0	3	4	16	195	18	39.0
29)	Way, Was.	28	1223	61	43.7	4	0	3	4	13	96	10	37.4
30)	*Edwards, NY-J	48	2061	59	42.9	2	0	7	5	23	208	15	37.8
31)	Schmidt, Buf.	46	1937	58	42.1	2	0	5	13	21	121	17	38.6
32)	Quigley, Ariz	34	1416	55	41.6	2	1	5	1	8	75	13	37.2

**NFL / LEADING PUNTERS, NET AVERAGE**

Rank	Player, Team	No	Yards	Lg	Avg	TB	Blk	Dwn	OB	Opp Ret	In Yds	Net 20	Avg
1)	Martin, Det.	40	1984	63	49.6	1	0	3	3	22	133	14	45.8
2)	Hekker, L.A.	58	2695	78	46.5	1	0	7	7	19	86	33	44.6
3)	Morstead, N.O.	37	1827	66	49.4	3	0	5	4	20	151	15	43.7
4)	McAfee, Ind.	40	2013	74	50.3	8	0	3	6	14	133	13	43.0
5)	King, Oak.	47	2289	72	48.7	3	0	9	8	20	243	22	42.3
6)	Anger, T.B.	48	2209	59	46.0	4	0	3	3	19	110	21	42.1
7)	Bosher, Atl.	26	1220	68	46.9	1	0	4	0	10	114	14	41.8
8)	*Dixon, Den.	48	2209	68	46.0	3	0	6	2	24	149	14	41.7
9)	Colquitt, K.C.	48	2197	64	45.8	5	0	5	3	20	120	22	41.2
10)	Darr, Mia.	55	2544	66	46.3	3	0	6	5	25	228	18	41.0
11)	Colquitt, Cle.	54	2453	65	45.4	2	0	6	3	25	206	15	40.9
12)	Allen, N.E.	42	1848	57	44.0	3	0	8	4	14	78	14	40.7
13)	*Kaser, S.D.	36	1616	62	44.9	3	0	4	3	19	91	13	40.7
14)	Schum, G.B.	31	1395	65	45.0	2	0	3	6	11	98	7	40.5
15)	Locke, Min.	52	2298	72	44.2	3	0	12	0	16	131	25	40.5
16)	Lee, Car.	36	1769	76	49.1	4	0	7	1	17	236	18	40.4
17)	Ryan, Sea.	48	2183	62	45.5	3	1	8	2	21	147	19	40.3
18)	Berry, Pit.	46	2129	63	46.3	1	1	7	7	21	217	17	40.3
19)	Wing, NY-G	53	2498	63	47.1	5	0	8	7	22	271	14	40.1
20)	Koch, Bal.	55	2580	68	46.9	4	0	5	11	27	320	22	39.6
21)	D. Jones, Phi.	45	2062	72	45.8	6	0	9	3	14	159	12	39.6
22)	Lechler, Hou.	44	2134	62	48.5	2	0	1	5	30	353	16	39.6
23)	C. Jones, Dal.	31	1446	63	46.6	4	0	2	4	13	148	12	39.3
24)	Huber, Cin.	50	2279	61	45.6	4	0	6	3	26	238	15	39.2
25)	Pinion, S.F.	60	2687	65	44.8	3	0	7	1	27	276	16	39.2
26)	O'Donnell, Chi.	48	2109	67	43.9	2	0	3	4	16	195	18	39.0
27)	Nortman, Jac.	46	2138	78	46.5	5	0	11	2	19	261	15	38.6
28)	Schmidt, Buf.	46	1937	58	42.1	2	0	5	13	21	121	17	38.6
29)	*Edwards, NY-J	48	2061	59	42.9	2	0	7	5	23	208	15	37.8
30)	Kern, Ten.	50	2251	71	45.0	3	0	5	2	26	303	19	37.8
31)	Way, Was.	28	1223	61	43.7	4	0	3	4	13	96	10	37.4
32)	Quigley, Ariz	34	1416	55	41.6	2	1	5	1	8	75	13	37.2

**WEEK 11 / THROUGH MONDAY, NOVEMBER 21, 2016****NFL / PUNT RETURN LEADERS**

Rank	Player, Team	Ret	FC	Yards	Avg	Long	TD
1)	Crowder, Was.	15	10	244	16.3	85t	1
2)	*Hill, K.C.	22	5	347	15.8	50	0
3)	Roberts, Det.	13	11	202	15.5	85t	2
4)	Sproles, Phi.	15	11	212	14.1	66	0
5)	Sherels, Min.	17	10	227	13.4	79t	2
6)	Weems, Atl.	15	11	176	11.7	73	0
7)	*Ervin, Hou.	21	17	223	10.6	57	0
8)	Tate, Buf.	16	9	165	10.3	31	0
9)	*Richard, Oak.	21	2	216	10.3	47	0
10)	Norwood, Den.	18	11	185	10.3	17	0
11)	Lockett, Sea.	21	14	208	9.9	62	0
12)	Whitehead, Dal.	17	3	166	9.8	39	0
13)	Humphries, T.B.	16	17	151	9.4	25	0
14t)	Austin, L.A.	28	13	252	9.0	47	0
14t)	*Grant, Mia.	15	2	135	9.0	74t	1
14t)	Royal, Chi.	18	12	162	9.0	65t	1
17)	Kerley, S.F.	15	19	129	8.6	26	0
18)	D. Johnson, Cle.	14	1	107	7.6	18	0
19)	*Erickson, Cin.	15	14	112	7.5	18	0
20)	Mariani, Ten.	21	12	149	7.1	17	0
21)	Jo. Brown, Ariz	16	11	113	7.1	32	0
22)	Hester, Bal.	18	12	116	6.4	20	0
23)	Harris, NY-G	16	8	102	6.4	17	0
24)	Greene, Jac.	19	5	121	6.4	42	0
25)	Ginn, Car.	19	16	113	5.9	16	0
26)	*J. Marshall, NY-J	13	12	76	5.8	16	0

**NFL / KICKOFF RETURN LEADERS**

Rank	Player, Team	Ret	Yards	Avg	Long	TD
1)	Patterson, Min.	15	480	32.0	104t	1
2)	Hester, Bal.	13	346	26.6	60	0
3)	Cunningham, L.A.	13	344	26.5	44	0
4)	Harris, NY-G	16	410	25.6	46	0
5)	Lockett, Sea.	13	333	25.6	43	0
6)	Tate, Buf.	14	342	24.4	45	0
7)	Weems, Atl.	15	351	23.4	42	0
8)	Mariani, Ten.	20	441	22.1	37	0
9)	Roberts, Det.	20	432	21.6	42	0
10)	Thompson, Chi.	22	474	21.5	40	0
11)	Ginn, Car.	16	335	20.9	59	0
12)	*Ervin, Hou.	14	263	18.8	33	0

**WEEK 11 / THROUGH MONDAY, NOVEMBER 21, 2016****NFL / LEADERS IN INTERCEPTIONS**

Rank	Player, Team	Int	Yards	Avg	Long	TD
1t)	Hayward, S.D.	5	99	19.8	31	1
1t)	Collins, NY-G	5	72	14.4	44t	1
1t)	Peters, K.C.	5	47	9.4	28	0
4t)	Rhodes, Min.	4	129	32.3	100t	1
4t)	Gilmore, Buf.	4	104	26.0	49	0
4t)	Sherman, Sea.	4	37	9.3	31	0
7t)	Cooper, Ariz	3	95	31.7	60t	1
7t)	Talib, Den.	3	86	28.7	46t	1
7t)	Nelson, Oak.	3	59	19.7	40	0
7t)	Stewart, Den.	3	36	12.0	25	0
7t)	Kirkpatrick, Cin.	3	21	7.0	21	0
7t)	Mosley, Bal.	3	12	4.0	12	0
7t)	Haden, Cle.	3	9	3.0	9	0
7t)	McLeod, Phi.	3	5	1.7	5	0
7t)	Cox, Ten.	3	3	1.0	3	0
16t)	*D. Jones, Atl.	2	132	66.0	90t	1
16t)	Conte, T.B.	2	73	36.5	53	1
16t)	Sorensen, K.C.	2	48	24.0	48t	1
16t)	Robey-Coleman, Buf.	2	44	22.0	41t	1
16t)	Berry, K.C.	2	42	21.0	42t	1
16t)	Bush, Det.	2	39	19.5	39t	1
16t)	Alford, Atl.	2	34	17.0	30t	1
16t)	McCain, Ten.	2	33	16.5	33	0
16t)	Collins, N.E.-Cle.	2	31	15.5	18	0
16t)	Porter, Chi.	2	28	14.0	25	0
16t)	*Boddy-Calhoun, Cle.	2	27	13.5	27t	1
16t)	Hodges, S.F.	2	27	13.5	21	0
16t)	S. Smith, Oak.	2	27	13.5	27	0
16t)	Jenkins, NY-G	2	26	13.0	23	0
16t)	Taylor, Cle.	2	26	13.0	29	0
16t)	Gilchrist, NY-J	2	25	12.5	25	0
16t)	Peterson, Ariz	2	25	12.5	25	0
16t)	Weddle, Bal.	2	25	12.5	25	0
16t)	*Young, Bal.	2	22	11.0	16	0
16t)	Clinton-Dix, G.B.	2	20	10.0	20	0
16t)	Coleman, Car.	2	20	10.0	12	1
16t)	Butler, Ind.	2	19	9.5	19	0
16t)	Sendejo, Min.	2	18	9.0	16	0
16t)	Abdul-Quddus, Mia.	2	16	8.0	9	0
16t)	Church, Dal.	2	14	7.0	14	0
16t)	M. Williams, NY-J	2	14	7.0	14	0
16t)	Swearinger, Ariz	2	12	6.0	12	0
16t)	*Burns, Pit.	2	9	4.5	9	0
16t)	Barron, L.A.	2	8	4.0	7	0
16t)	Moore, N.O.	2	8	4.0	8	0
16t)	McCourty, Ten.	2	7	3.5	6	0
16t)	Thomas, Sea.	2	5	2.5	5	0
16t)	Davis, Car.	2	4	2.0	4	0
16t)	Waynes, Min.	2	4	2.0	4	0
16t)	Hicks, Phi.	2	3	1.5	3	0
16t)	Grimes, T.B.	2	1	0.5	1	0
16t)	Amerson, Oak.	2	0	0.0	0	0
16t)	Iloka, Cin.	2	0	0.0	0	0
16t)	Lippett, Mia.	2	0	0.0	0	0
16t)	Rodgers-Cromarti, NY-G	2	0	0.0	0	0

**WEEK 11 / THROUGH MONDAY, NOVEMBER 21, 2016****NFL / LEADERS IN SACKS**

Rank	Player, Team	Sacks
1t)	Alexander, Buf. (LB)	10.0
1t)	Avril, Sea. (DE)	10.0
1t)	Ford, K.C. (LB)	10.0
4t)	Beasley, Atl. (LB)	9.5
4t)	Miller, Den. (LB)	9.5
6)	Orakpo, Ten. (LB)	9.0
7t)	Jones, Ariz (LB)	8.0
7t)	Kerrigan, Was. (LB)	8.0
7t)	Mack, Oak. (DE)	8.0
7t)	Morgan, Ten. (LB)	8.0
7t)	Walden, Ind. (LB)	8.0
12t)	Clark, Sea. (DE)	7.5
12t)	Wake, Mia. (DE)	7.5
14t)	Hunter, Min. (DE)	7.0
14t)	Hyder, Det. (DE)	7.0
14t)	Murphy, Was. (DE)	7.0
14t)	Perry, G.B. (LB)	7.0
18t)	Addison, Car. (DE)	6.5
18t)	Young, Chi. (LB)	6.5
20t)	M. Golden, Ariz (LB)	6.0
20t)	Griffen, Min. (DE)	6.0
20t)	Ingram, S.D. (LB)	6.0
20t)	Suggs, Bal. (LB)	6.0
20t)	L. Williams, NY-J (DT)	6.0
25)	Dunlap, Cin. (DE)	5.5
26t)	Donald, L.A. (DT)	5.0
26t)	*Floyd, Chi. (LB)	5.0
26t)	Graham, Phi. (DE)	5.0
26t)	Hughes, Buf. (LB)	5.0
26t)	Jernigan, Bal. (DE)	5.0
26t)	*Ngakoue, Jac. (DE)	5.0
26t)	Robison, Min. (DE)	5.0
26t)	Suh, Mia. (DT)	5.0
34t)	Atkins, Cin. (DT)	4.5
34t)	Clayborn, Atl. (DE)	4.5
34t)	Fairley, N.O. (DT)	4.5
34t)	McCoy, T.B. (DT)	4.5
34t)	Mercilus, Hou. (LB)	4.5
34t)	Peppers, G.B. (LB)	4.5
34t)	Wolfe, Den. (DE)	4.5
41t)	Barwin, Phi. (DE)	4.0
41t)	*Bosa, S.D. (DE)	4.0
41t)	Cox, Phi. (DT)	4.0
41t)	Flowers, N.E. (DE)	4.0
41t)	Hicks, Chi. (DE)	4.0
41t)	Jordan, N.O. (DE)	4.0
41t)	Lotulelei, Car. (DT)	4.0
41t)	Pierre-Paul, NY-G (DE)	4.0
41t)	Ray, Den. (LB)	4.0
41t)	*N. Spence, T.B. (DE)	4.0
41t)	Vernon, NY-G (DE)	4.0

**WEEK 11 / THROUGH MONDAY, NOVEMBER 21, 2016****NFL / FUMBLE RECOVERIES**

Rank	Player, Team	TotRec	OffRec	DefRec
1)	*Wentz, Phi.	5	5	0
2t)	Cousins, Was.	4	4	0
2t)	Palmer, Ariz	4	4	0
4t)	Alonso, Mia.	3	0	3
4t)	Fitzpatrick, NY-J	3	3	0
4t)	Ivory, Jac.	3	3	0
4t)	Keenum, L.A.	3	3	0
4t)	Luck, Ind.	3	3	0
4t)	Peters, K.C.	3	0	3
4t)	*Prescott, Dal.	3	3	0
4t)	Roethlisberger, Pit.	3	3	0
4t)	Sproles, Phi.	3	3	0
4t)	Taylor, Buf.	3	3	0
4t)	Watford, Ariz	3	3	0
4t)	Winston, T.B.	3	3	0

**WEEK 11 / THROUGH MONDAY, NOVEMBER 21, 2016****NFL / OFFENSIVE FUMBLE RECOVERIES**

Rank	Player, Team	Ret	Yards	Avg	Long	TD
1)	*Wentz, Phi.	5	0	0.0	0	0
2t)	Cousins, Was.	4	0	0.0	0	0
2t)	Palmer, Ariz	4	0	0.0	0	0
4t)	Fitzpatrick, NY-J	3	0	0.0	0	0
4t)	Ivory, Jac.	3	0	0.0	0	0
4t)	Keenum, L.A.	3	0	0.0	0	0
4t)	*Prescott, Dal.	3	0	0.0	0	0
4t)	Roethlisberger, Pit.	3	0	0.0	0	0
4t)	Sproles, Phi.	3	0	0.0	0	0
4t)	Watford, Ariz	3	0	0.0	0	0
4t)	Winston, T.B.	3	0	0.0	0	0
4t)	Luck, Ind.	3	-1	-0.3	0	0
4t)	Taylor, Buf.	3	-3	-1.0	0	0
14t)	*Thomas, N.O.	2	10	5.0	10	0
14t)	Bell, Pit.	2	4	2.0	4	0
14t)	*Louis, Cle.	2	1	0.5	1	0
14t)	Amendola, N.E.	2	0	0.0	0	0
14t)	*Booker, Den.	2	0	0.0	0	0
14t)	Cunningham, L.A.	2	0	0.0	0	0
14t)	Cutler, Chi.	2	0	0.0	0	0
14t)	Dalton, Cin.	2	0	0.0	0	0
14t)	*Garnett, S.F.	2	0	0.0	0	0
14t)	Glowinski, Sea.	2	0	0.0	0	0
14t)	Hester, Bal.	2	0	0.0	0	0
14t)	Hoyer, Chi.	2	0	0.0	0	0
14t)	Humphries, T.B.	2	0	0.0	0	0
14t)	*C. Jones, N.E.	2	0	0.0	0	0
14t)	Jones, Was.	2	0	0.0	0	0
14t)	Kaepernick, S.F.	2	0	0.0	0	0
14t)	*Kessler, Cle.	2	0	0.0	0	0
14t)	*J. Marshall, NY-J	2	0	0.0	0	0
14t)	McCown, Cle.	2	0	0.0	0	0
14t)	L. Miller, Hou.	2	0	0.0	0	0
14t)	Osweiler, Hou.	2	0	0.0	0	0
14t)	Rivers, S.D.	2	0	0.0	0	0
14t)	Ryan, Sea.	2	0	0.0	0	0
14t)	Ryan, Atl.	2	0	0.0	0	0
14t)	A. Smith, K.C.	2	0	0.0	0	0
14t)	Thielen, Min.	2	0	0.0	0	0
14t)	Whitehead, Dal.	2	0	0.0	0	0
14t)	Wilson, Sea.	2	0	0.0	0	0
14t)	Aiken, Bal.	2	-2	-1.0	0	0

**NFL / DEFENSIVE FUMBLE RECOVERIES**

Rank	Player, Team	Ret	Yards	Avg	Long	TD
1t)	Peters, K.C.	3	31	10.3	21	0
1t)	Alonso, Mia.	3	2	0.7	2	0
3t)	*Poole, Atl.	2	10	5.0	10	0
3t)	Thompson, Car.	2	9	4.5	9t	1
3t)	Mercilus, Hou.	2	7	3.5	5	0
3t)	Sendejo, Min.	2	5	2.5	3	0
3t)	P. Brown, Buf.	2	0	0.0	0	0
3t)	*Buckner, S.F.	2	0	0.0	0	0
3t)	Compton, Was.	2	0	0.0	0	0
3t)	T. Crawford, Dal.	2	0	0.0	0	0
3t)	D. Jackson, Ind.	2	0	0.0	0	0
3t)	Jefferson, Ariz	2	0	0.0	0	0
3t)	Jones, Ariz	2	0	0.0	0	0
3t)	Keo, Den.-N.O.	2	0	0.0	0	0
3t)	McCoy, T.B.	2	0	0.0	0	0
3t)	Nelson, Oak.	2	0	0.0	0	0
3t)	Nelson, K.C.	2	0	0.0	0	0
3t)	Orr, Bal.	2	0	0.0	0	0
3t)	*Sims, Ten.	2	0	0.0	0	0
3t)	Stupar, N.O.	2	0	0.0	0	0
3t)	Ward, Den.	2	0	0.0	0	0

WEEK 11 / THROUGH MONDAY, NOVEMBER 21, 2016

Team/Offense Rank (Within League)

Rank	BAL	BUF	CIN	CLE	DEN	HOU	IND	JAX	KC	MIA	NE	NYJ	OAK	PIT	SD	TEN	ARI	ATL	CAR	CHI	DAL	DET	GB	LA	MIN	NO	NYG	PHI	SF	SEA	TB	WAS
22	18	10	29	27	28	14	21	24	26	6	23	5	12	8	7	9	3	15	17	4	25	13	31	31	32	1	20	19	30	16	11	2
28	15	13	26	27	31	17	25	19	8	5	20	6	12	11	7	22	1	21	9	3	14	16	30	32	4	18	24	29	10	23	2	
27	1	12	25	22	4	24	26	21	8	6t	11	9	23	18	3	13	14	15	20	2	30	19	29	32	17	31	6t	5	28	16	10	
27	1	16	7	26	12	22	19	20	2	21	10	6	14	23	3	11	24	9	4	28	8	31	32	18	30	13	17	29	25	5	5	
18	32	14	27	23	30	12	17	22	29	6	26	4	7	5	21	2	20	19	15	16	10	28	24	1	9	25	31	8	13	3	3	
28	29	11	31	21	32	16	27	19	14	2	22	8	15	9	7	24	1	17	13	3	10	23	20	5	12	25	30	6	18	4	4	
18	7	10	28	20	25	17	30	6	24	1	32	5	16	27	19	26	9	29	15	3	8	13	31	2	12	23	14	21	4	22	11	11
8	30	28	32	24	10	31	9	16	27	17	15	1	3	20	7	25	22	21	18	6	19	11	23	26	5	2	13	29	12	14	4	4
20t	17	10	30	20t	24t	11t	15	23	31	9	24t	11t	16	5	14	1	6	13	26t	2	19	7t	32	29	1	22	18	26t	26t	7t	4	4
30	17	22	24	18	13	11	28	25	31t	2	19	20	14	8	5	3	10	16	12	31t	3	6	26	15	1	27	29	23	21	7	4	4
25	9	6	5	7t	29t	12t	18t	4	32	11	16t	12t	22t	26t	26t	10	7t	31	1	3	22t	18t	18t	2	14	15	22t	16t	21	26t	2	26t
30	12	26	25	13	5	27	29	3	17	19	32	9	14	22	23	28	7	31	18	15	1	8	20	6	10	24	4	21	11	16	2	2
4	18	6	30	12	28	5	13	19	3	27	9	24	15	29	22t	21	10	22t	21	10	17	26	7	2	31	8	1	25	20	32	14	14
8	31	18	19	13t	5	1	10	17	12	27	30	4	20	23	21	28	9	6	28	9	2	22	11	26	3	7	16	24	25	13t	29	29
19	28	23	11	7	21	4	27	8	10	12	29	5	17	13	30	32	9	26	25	22	1	14	2	15	3	18	20	24	16	6	31	31
25t	10	25t	30	14	28	7	27	19	21	6	29	5	15	2	8	1	12	31	3t	17	11	32	22	22	3t	23t	13	23t	20	16	9	9
1	24	27	31t	10t	21	2	17t	9	22t	20	8	28t	28t	6	10t	22t	5	19	25t	7	13t	13t	17t	25t	30	4	15t	3	10t	31t	15t	15t

Opponent/Defense Rank (Within League)

Rank	BAL	BUF	CIN	CLE	DEN	HOU	IND	JAX	KC	MIA	NE	NYJ	OAK	PIT	SD	TEN	ARI	ATL	CAR	CHI	DAL	DET	GB	LA	MIN	NO	NYG	PHI	SF	SEA	TB	WAS	
2	12	24	24	31	4	5	30	7	25	14	17	11	29	22	21	20	1	28	15	10	13	19	18	6	3	27	16	8	32	9	26	23	
4	14	21	21	31	2	10	30	6	19	11	12	15	32	25	17	20	1	18	13	9	23	22	27	7	3	26	8	16	29	5	28	24	
1	20	28	31	29	21	24	24	23	27	30	17	4	26	9	5	7	10	16	2	12	3	18	6	15	13	14	8	19	32	11	25	22	
1	12	27	30	24	15	28	11	26	23	16	2	29	20	9	14	19	3	7	21	17	8	13	18	10	5	25	32	4	22	31	31	22	
7	11	13	22	2	4	32	5	16	8	15	19	19	29	26	24	20	1	31	27	12	21	17	23	6	3	30	20	9	14	10	25	18	18
6	19	22	31	1	8	27	5	14	10	13	25	25	30	23	17	20	3	15	21	11	18	26	32	4	2	28	9	12	24	7	29	16	16
3	14	5	17	4	25	32	31	1	10	29	22	11	28	6	15	15	7	26	9	27	30	21	16	23	2	24	13	8	19	12	18	20	20
13	1	22	31	3	15	17	19	27	11	20	25	25	32	18	29	9	5	23	4	12	24	16	7	21	10	26	30	6	28	2	14	8	8
1	26	23t	31	7	3	29	6	22	14	19t	12	12	19t	9t	15t	13	2	32	15t	17	19t	25	8	11	5	27	9t	4	30	18	23t	28	28
2	19	17	32	10	8	22	24	30	1	21	21	16	4	7	18	11	6	13	20	29	23	23	12	15	25	14	3	31	26	5	28	28	
27t	4	9t	26	7t	1t	12t	15t	12t	22	5	3	9t	25	23	21	21	24	24	29t	32	15t	15t	27t	31	1t	9t	15t	6	15t	7t	29t	15t	15t
27	4	17	13	8	26	18	32	6	16	3	15	28	20	2	25	25	21	24	31	29	23	7	14	1	12	11	30	22	19	9	5	10	10
7	10	24	21	2	14	9	3	30	16	6	25	11	12	18	27	27	15	1	22	20	13	32	8	31	23	26	5	4	17	19	28	28	28
10	3	13t	18	32	15	29t	25	12	1	5	11	11	22	4	19	26	31	27	28	9	8	7	16	16	21	23	24	20	13t	2	6	29t	29t
20	4	18t	22	29	10	31	30	1	5	6	28	9	7	23	21	21	24	32	26	8	2	14	15	11	12	27	17	18t	3	16	13	13	13
5t	12t	17	31	9	12t	26	25	5t	15	3	21	20	12t	28	23	23	10	29	22	19	5t	16	27	5t	2	30	11	4	32	1	24	18	18
1	29t	13t	3t	22t	32	18t	28	6	8	2	29t	18t	22t	10t	15t	15t	24	10t	3t	26	15t	9	31	10t	25	27	21	7	18t	3t	15t	13t	13t