



**WEEK 12**

**#SDvsHOU**



**Houston Texans (6-4) vs. San Diego Chargers (4-6)**  
**Sunday, Nov. 27, 2016 • Noon CT • NRG Stadium (71,795) • Houston, Texas**



**O  
N  
A  
I  
R**



**CBS**  
(KHOU, Ch. 11)

Kevin Harlan Play-By-Play  
 Rich Gannon Color Analyst



**Sports USA**  
National Radio

Larry Kahn Play-By-Play  
 Hank Bauer Color Analyst  
 Troy West Sideline



**SportsRadio610**  
(610 AM, 100.3 FM)

Marc Vandermeer Play-By-Play  
 Andre Ware Color Analyst  
 John Harris Sideline



**ESPN Deportes Houston**  
(1180 AM)

Enrique Vasquez Play-By-Play  
 Gustavo Rangel Color Analyst  
 Pedro Vela Sideline

**TEXANS RETURN HOME FOR FIRST TIME IN NOVEMBER**

The Houston Texans (6-4) will play in their only home game in the month of November this week when they host the San Diego Chargers (4-6) on Sunday. Kickoff is slated for Noon CT on **#DeepSteelSunday** CBS.



The Texans will try to improve upon their 5-0 record at home this season, as they have won their last six regular season home games, dating back to the 2015 finale. Houston's six-game home winning streak is the longest active streak in the NFL.

Houston is coming off a short week after playing the Oakland Raiders at Estadio Azteca in Mexico City on Monday Night Football last week. The Texans fell, 27-20, in the game, despite posting strong offensive numbers, including 354 total net yards, 22 first downs and 36:27 time of possession.

WR **Braxton Miller** scored his first career touchdown on a 12-yard pass from QB **Brock Osweiler** and set career highs in receptions and receiving yards against Oakland. RB **Lamar Miller** posted his third 100-yard rushing game of the season and scored his third rushing touchdown of the year.

This week will mark the second straight game that the Texans will face an opponent coming off of their bye week. The Chargers have won three out of their last five games and boast the NFL's second-ranked scoring offense, averaging 29.2 points per game. QB **Philip Rivers** has thrown for 2,886 yards, 20 touchdowns and 11 interceptions and a 92.0 passer rating in 10 games this season.

Following Sunday's contest, the Texans will hit the road for the next two weeks as they head north to take on the Green Bay Packers (4-6) and Indianapolis Colts (5-5) to start the month of December.

**FOR TEXANS NEWS...**

**TEXANS MEDIA SITE**

Credentials  
 Transcripts  
 Press Releases  
 Texans Archives

<http://media.houstontexans.com>

**TEXANS ONLINE MEDIA GUIDE**

2016 Media Guide  
 Weekly Game Releases

[Texans.1stroundmediagroup.com](http://Texans.1stroundmediagroup.com)

**2016 HOUSTON TEXANS SCHEDULE**

**PRESEASON (4-0)**

Day	Date	Opponent	TV	Result
Sun.	Aug. 14	at San Francisco 49ers	KTRK	W, 24-13
Sat.	Aug. 20	NEW ORLEANS SAINTS	KTRK	W, 16-9
Sun.	Aug. 28	ARIZONA CARDINALS	FOX#	W, 34-24
Thurs.	Sept. 1	at Dallas Cowboys	KTRK	W, 28-17

**REGULAR SEASON (6-4)**

Day	Date	Opponent	TV	Time/Result
Sun.	Sept. 11	CHICAGO BEARS	FOX	W, 23-14
Sun.	Sept. 18	KANSAS CITY CHIEFS	CBS	W, 19-12
Thurs.	Sept. 22	at New England Patriots	CBS/NFLN/ Twitter#	L, 27-0
Sun.	Oct. 2	TENNESSEE TITANS	CBS	W, 27-20
Sun.	Oct. 9	at Minnesota Vikings	CBS	L, 31-13
Sun.	Oct. 16	INDIANAPOLIS COLTS	NBC#	W, 26-23 (OT)
Mon.	Oct. 24	at Denver Broncos	ESPN#	L, 27-9
Sun.	Oct. 30	DETROIT LIONS	FOX	W, 20-13
<b>BYE</b>				
Sun.	Nov. 13	at Jacksonville Jaguars	CBS	W, 24-21
Mon.	Nov. 21	at Oakland Raiders (Mexico City)	ESPN#	L, 27-20
Sun.	Nov. 27	<b>SAN DIEGO CHARGERS</b>	CBS	Noon
Sun.	Dec. 4	at Green Bay Packers	CBS	Noon
Sun.	Dec. 11	at Indianapolis Colts	CBS	Noon
Sun.	Dec. 18	JACKSONVILLE JAGUARS	CBS	Noon
Sat.	Dec. 24	CINCINNATI BENGALS	NFLN#	7:25 p.m.
Sun.	Jan. 1	at Tennessee Titans	CBS	Noon

Week 5-17 games subject to flex scheduling.

All kickoff times CT; # - Televised Nationally; Home Games in **BOLD**

All games are broadcast live on Texans Radio on 610 AM, 100.3 The Bull and in Spanish on ESPN Deportes 1180 AM

**POSTSEASON**

Sat.-Sun.	Jan. 7-8	AFC and NFC Wild Card Playoffs
Sat.-Sun.	Jan. 14-15	AFC and NFC Divisional Playoffs
Sun.	Jan. 22	AFC and NFC Championship Games
Sun.	Jan. 29	NFL Pro Bowl, Camping World Stadium, Orlando, Fla.
Sun.	Feb. 5	Super Bowl LI, NRG Stadium, Houston, Texas (FOX)

## TABLE OF CONTENTS

Game Information / 2016 Texans Schedule .....	1
Weekly Schedule / Media Information .....	2
2016 Regular Season Statistics .....	3-4
What to Look For This Week .....	5
Texans Notes .....	6-8
From the Head Coach .....	9
The Head Coaches .....	10
Matchup Information .....	11-12
Player & Coach Connections .....	13
The Last Time They Met .....	14
Player Quick Notes .....	15-18
Team Notes .....	18
Defensive Player Notes .....	19
DeAndre Hopkins Notes .....	20-21
Shane Lechler Notes .....	22-23
2016-17 NFL Important Dates .....	23
Media Information .....	24-25
Texans TV & Radio Lineup / Affiliates .....	26-28
2016 NFL Standings / Weekly Results .....	29
2016 Texans Transactions .....	30-31
Texans Alpha/Numeric Rosters .....	32-33
Regular Season Participation .....	34
Starters / Inactives / Captains .....	35
Roster by Position .....	36
How the Texans were Built .....	37
Depth Chart .....	38
Miscellaneous Stats .....	40-49
Game Summaries .....	51-78
Last Week's Gamebook .....	79-96
Last Week's Flip Card .....	97-98
Texans Player Bios .....	100-217
Texans Records .....	219-244

## WEEKLY MEDIA SCHEDULE - NOV. 22-27

### TUESDAY, NOV. 22

2:30 p.m. Head Coach **Bill O'Brien** available in media workroom

### WEDNESDAY, NOV. 23

TBA Shooting portion of practice begins  
 TBA Head Coach **Bill O'Brien**, Defensive Coordinator  
**Romeo Crennel** and Offensive Coordinator  
**George Godsey** available in media workroom

TBA Open Locker Room  
 2:30 p.m. Chargers QB **Philip Rivers** Conference Call  
 2:45 p.m. Chargers Head Coach **Mike McCoy** Conference Call

### THURSDAY, NOV. 24

No Availability

### FRIDAY, NOV. 25

TBA Shooting portion of practice begins  
 TBA Head Coach **Bill O'Brien** available in media workroom  
 TBA Open Locker Room

### SATURDAY, NOV. 26

No Availability

### SUNDAY, NOV. 27

Noon Kickoff vs. San Diego Chargers (NRG Stadium)

All times CT

## 2016 TEXANS HONORS

### WR WILL FULLER V

Week 4 - AFC Special Teams Player of the Week

### P SHANE LECHLER

Week 8 - AFC Special Teams Player of the Week

### OLB WHITNEY MERCILUS

Week 1 - AFC Defensive Player of the Week

## GAMEDAY ENTERTAINMENT

### TEXAS FLAG HOLDERS

Members of the Texans All-Community Team and fans who purchased the opportunity through the Texans Experience platform

### HOMEFIELD ADVANTAGE CAPTAIN

Five-time PGA TOUR events winner, World Golf Championship winner and U.S. Ryder Cup star, **Patrick Reed**

### NATIONAL ANTHEM

Proud Texan and acclaimed opera singer, **Nancy Curtis**

### COLOR GUARD

United States Coast Guard

### COIN TOSS CAPTAIN

**Hannah Adams**, on behalf of Hyundai and Hope on Wheels

### HALFTIME

2016 Houston Texans Cheerleaders with this year's Middle School, High School, and Competitive All-Star Cheerleaders

### SPECIAL PRESENTATIONS

- NFL Punt, Pass and Kick Recognition
- Dave Ward tribute and live recognition
- Top Workplaces Presentation
- Taste of the Texans Check Presentation
- Deep Steel Thunder Performance
- Pro Football Hall of Fame Ring Ceremony

### DEEP STEEL SUNDAY FEATURES

- **Dave Ward**, Guinness Book of World Records holder for longest career as a television news broadcaster, will be honored with a pregame video board tribute in recognition of his 50 years spent at KTRK ABC-13
- First 50,000 fans will receive Deep Steel Sunday t-shirts, courtesy of Hyundai
- Houston Texans President **Jamey Rootes** and President of Sysco Houston **Mike Davis** will present a check for \$356,000 to the Houston Food Bank and Houston Methodist Hospital from proceeds raised at the Taste of the Texans event last week
- Houston Texans Ambassadors will be recognized during the first quarter in honor of Texans Homecoming

# 2016 REGULAR SEASON STATS

## WON 6, LOST 4

Date	W/L	Score	Opponent	Attendance
9/11/2016	W	23-14	Chicago Bears	71,933
9/18/2016	W	19-12	Kansas City Chiefs	71,890
9/22/2016	L	27-0	at New England Patriots	66,829
10/2/2016	W	27-20	Tennessee Titans	71,815
10/9/2016	L	31-13	at Minnesota Vikings	66,683
10/16/2016	W	26-23 (OT)	Indianapolis Colts	71,891
10/24/2016	L	27-9	at Denver Broncos	76,865
10/30/2016	W	20-13	Detroit Lions	71,882
11/13/2016	W	24-21	at Jacksonville Jaguars	62,091
11/21/2016	L	27-20	at Oakland Raiders (Mexico City)	76,473

## TEXANS STATISTICS

	TEXANS	Opponents
<b>Total First Downs</b>	<b>186</b>	<b>177</b>
Rushing	64	58
Passing	108	101
Penalty	14	18
3rd Down: Made/Att	61/150	50/134
3rd Down Pct.	40.7%	37.3%
4th Down: Made/Att	3/12	1/8
4th Down Pct.	25.0%	12.5%
Possession Avg.	30:41	29:19
<b>Total Net Yards</b>	<b>3133</b>	<b>3182</b>
Avg. Per Game	313.3	318.2
Total Plays	666	611
Avg. Per Play	4.7	5.2
<b>Net Yards Rushing</b>	<b>1217</b>	<b>1116</b>
Avg. Per Game	121.7	111.6
Total Rushes	284	270
<b>Net Yards Passing</b>	<b>1916</b>	<b>2066</b>
Avg. Per Game	191.6	206.6
Sacked/Yards Lost	19/145	19/121
Gross Yards	2061	2187
Attempts/Completions	363/216	322/197
Completion Pct.	59.5%	61.2%
Had Intercepted	10	5
<b>Punts/Average</b>	<b>44/48.5</b>	<b>52/45.8</b>
<b>Net Punting Avg.</b>	<b>39.6</b>	<b>39.1</b>
<b>Penalties/Yards</b>	<b>53/543</b>	<b>66/582</b>
<b>Fumbles/Ball Lost</b>	<b>11/5</b>	<b>12/4</b>
<b>Touchdowns</b>	<b>17</b>	<b>22</b>
Rushing	3	10
Passing	12	11
Returns	2	1

## SCORE BY PERIODS

	1	2	3	4	OT	Total
TEXANS	44	52	36	46	3	181
Opponents	44	74	23	74	0	215

## SCORING

	TD	Ru	Pa	Rt	PAT	FG	2PT	TP
N. Novak	0	0	0	0	16/17	21/26	0	79
L. Miller	4	3	1	0	0/0	0/0	0	24
D. Hopkins	3	0	3	0	0/0	0/0	0	18
C. Fiedorowicz	3	0	3	0	0/0	0/0	0	18
W. Fuller	3	0	2	1	0/0	0/0	0	18
S. Anderson	1	0	1	0	0/0	0/0	0	6
B. Miller	1	0	1	0	0/0	0/0	0	6
R. Griffin	1	0	1	0	0/0	0/0	0	6
K. Jackson	1	0	0	1	0/0	0/0	0	6
TEXANS	17	3	12	2	16/17	21/26	0	181
Opponents	22	10	11	1	21/21	20/21	1	215

**2-Pt. Conversions:** TEXANS: 0/0, Opponents: 1/1

**SACKS:** W. Mercilus 4.5, J. Simon 3.5, B. McKinney 3.0, J. Clowney 3.0, J. Watt 1.5, D. Reader 1.0, A. Hal 1.0, A. Bouye 1.0, A. Smith 0.5 TEXANS: 19.0, Opponents: 18.0

**FUMBLES LOST:** T. Ervin 2, B. Osweiler 1, C. James 1, A. Blue 1 TEXANS: 5, Opponents: 4

**OPP. FUMBLE RECOVERIES:** W. Mercilus 2, J. Watt 1, K. Johnson 1 TEXANS: 4

## RUSHING

	No.	Yds	Avg	Long	TD
L. Miller	192	824	4.3	45	3
A. Blue	46	225	4.9	19	0
B. Osweiler	21	89	4.2	15	0
A. Hunt	13	50	3.8	17	0
J. Grimes	6	23	3.8	8	0
J. Prosch	3	4	1.3	2	0
T. Ervin	1	3	3.0	3	0
B. Miller	2	-1	-0.5	1	0
<b>TEXANS</b>	<b>284</b>	<b>1217</b>	<b>4.3</b>	<b>45</b>	<b>3</b>
<b>Opponents</b>	<b>270</b>	<b>1116</b>	<b>4.1</b>	<b>41t</b>	<b>10</b>

## RECEIVING

	No.	Yds	Avg	Long	TD
D. Hopkins	50	540	10.8	35	3
C. Fiedorowicz	35	387	11.1	26t	3
R. Griffin	30	253	8.4	45	1
W. Fuller	26	389	15.0	53	2
L. Miller	24	133	5.5	16	1
J. Strong	14	131	9.4	36	0
B. Miller	14	87	6.2	12t	1
S. Anderson	9	78	8.7	14	1
J. Grimes	5	28	5.6	13	0
T. Ervin	3	18	6.0	9	0
K. Humphery	2	12	6.0	8	0
J. Prosch	1	6	6.0	6	0
A. Blue	1	4	4.0	4	0
A. Hunt	1	1	1.0	1	0
B. Osweiler	1	-6	-6.0	-6	0
<b>TEXANS</b>	<b>216</b>	<b>2061</b>	<b>9.5</b>	<b>53</b>	<b>12</b>
<b>Opponents</b>	<b>197</b>	<b>2187</b>	<b>11.1</b>	<b>75t</b>	<b>11</b>

## INTERCEPTIONS

	No.	Yds	Avg	Long	TD
K. Jackson	1	42	42.0	42t	1
A. Hal	1	12	12.0	12	0
Q. Demps	1	6	6.0	6	0
R. Nelson	1	0	0.0	0	0
A. Bouye	1	0	0.0	0	0
<b>TEXANS</b>	<b>5</b>	<b>60</b>	<b>12.0</b>	<b>42t</b>	<b>1</b>
<b>Opponents</b>	<b>10</b>	<b>79</b>	<b>7.9</b>	<b>28</b>	<b>0</b>

## PUNTING

	No.	Yds	Avg	Net	TB	In	Lg	B
S. Lechler	44	2134	48.5	39.6	2	16	62	0
<b>TEXANS</b>	<b>44</b>	<b>2134</b>	<b>48.5</b>	<b>39.6</b>	<b>2</b>	<b>16</b>	<b>62</b>	<b>0</b>
<b>Opponents</b>	<b>52</b>	<b>2381</b>	<b>45.8</b>	<b>39.1</b>	<b>2</b>	<b>19</b>	<b>71</b>	<b>0</b>

## PUNT RETURNS

	Ret	FC	Yds	Avg	Long	TD
T. Ervin	21	17	223	10.6	57	0
W. Fuller	3	1	84	28.0	67t	1
B. Miller	1	0	1	1.0	1	0
<b>TEXANS</b>	<b>25</b>	<b>18</b>	<b>308</b>	<b>12.3</b>	<b>67t</b>	<b>1</b>
<b>Opponents</b>	<b>30</b>	<b>6</b>	<b>353</b>	<b>11.8</b>	<b>79t</b>	<b>1</b>

## KICKOFF RETURNS

	No.	Yds	Avg	Long	TD
T. Ervin	14	263	18.8	33	0
B. Miller	3	41	13.7	17	0
A. Hunt	1	39	39.0	39	0
W. Fuller	1	19	19.0	19	0
C. James	1	18	18.0	18	0
J. Prosch	1	10	10.0	10	0
<b>TEXANS</b>	<b>21</b>	<b>390</b>	<b>18.6</b>	<b>39</b>	<b>0</b>
<b>Opponents</b>	<b>34</b>	<b>746</b>	<b>21.9</b>	<b>42</b>	<b>0</b>

## FIELD GOALS

	1-19	20-29	30-39	40-49	50+
N. Novak	0/0	6/6	9/9	4/6	2/5
<b>TEXANS</b>	<b>0/0</b>	<b>6/6</b>	<b>9/9</b>	<b>4/6</b>	<b>2/5</b>
<b>Opponents</b>	<b>2/2</b>	<b>5/5</b>	<b>6/6</b>	<b>5/6</b>	<b>2/2</b>

**TEXANS:** (28G, 28G, 38G) (32G, 24G, 57SH, 31G, 43G) ( ) (53G, 48WR, 45G) (51WR, 38G, 30G) (27G, 33G) (43G, 43G, 29G) (33G, 36G) (49WL, 50WR, 51G) (32G, 28G)

**Opponents:** ( ) (53G, 43G, 35G, 30G) (24G, 25G) (48G, 26G) (19G) (41G, 37G, 36G) (22G, 32G) (49RU, 47G, 34G) (54G, 44G)

	Att	Comp	Yds	Cmp%	Yds/Att	TD	TD%	Int	Int%	Long	Sack/Lost	Rating
B. Osweiler	363	216	2061	59.5%	5.7	12	3.3%	10	2.8%	53	19/145	74.8
<b>TEXANS</b>	<b>363</b>	<b>216</b>	<b>2061</b>	<b>59.5%</b>	<b>5.7</b>	<b>12</b>	<b>3.3%</b>	<b>10</b>	<b>2.8%</b>	<b>53</b>	<b>19/145</b>	<b>74.8</b>
<b>Opponents</b>	<b>322</b>	<b>197</b>	<b>2187</b>	<b>61.2%</b>	<b>6.8</b>	<b>11</b>	<b>3.4%</b>	<b>5</b>	<b>1.6%</b>	<b>75t</b>	<b>19/121</b>	<b>86.3</b>

# 2016 DEFENSIVE STATS

## DEFENSIVE STATISTICS

PLAYER	Solo	Asst	Total	Sk	Sk Yds	TFL	QBH	Int	PD	FF	FR
Benardrick McKinney	53	36	89	3.0	23.0	6	6	0	1	1	0
John Simon	32	18	50	3.5	19.0	4	10	0	2	1	0
Jadeveon Clowney	33	6	39	3.0	16.0	12	11	0	1	0	0
Kareem Jackson	31	6	37	0.0	0.0	2	0	1	4	0	0
Johnathan Joseph	30	7	37	0.0	0.0	0	0	0	7	1	0
Brian Cushing	25	12	37	0.0	0.0	0	1	0	0	0	0
Whitney Mercilus	20	15	35	4.5	33.5	5	12	0	0	1	2
A.J. Bouye	27	7	34	1.0	6.0	1	1	1	10	0	0
Andre Hal	21	8	29	1.0	7.0	2	1	1	5	0	0
Quintin Demps	20	8	28	0.0	0.0	0	1	1	2	1	0
Kevin Johnson	18	3	21	0.0	0.0	1	0	0	3	0	1
Vince Wilfork	6	10	16	0.0	0.0	1	1	0	1	0	0
Christian Covington	10	5	15	0.0	0.0	1	0	0	0	0	0
Max Bullough	10	2	12	0.0	0.0	2	0	0	0	0	0
Corey Moore	8	4	12	0.0	0.0	0	0	0	3	0	0
D.J. Reader	6	6	12	1.0	8.0	2	1	0	0	0	0
Charles James	9	2	11	0.0	0.0	0	0	0	1	0	0
J.J. Watt	1	7	8	1.5	5.0	1	5	0	0	0	1
Eddie Pleasant	6	1	7	0.0	0.0	1	0	0	3	0	0
Brandon Dunn	3	0	3	0.0	0.0	0	0	0	0	0	0
Devon Still	2	1	3	0.0	0.0	0	0	0	0	0	0
K.J. Dillon	1	1	2	0.0	0.0	0	0	0	0	0	0
Brennan Scarlett	1	1	2	0.0	0.0	0	0	0	0	0	0
Akeem Dent	1	1	2	0.0	0.0	0	0	0	0	0	0
Joel Heath	1	1	2	0.0	0.0	0	0	0	0	0	0
Antonio Smith	0	1	1	0.5	3.5	0	3	0	0	0	0
Robert Nelson	0	0	0	0.0	0.0	0	0	1	1	0	0
<b>TEXANS</b>	<b>375</b>	<b>169</b>	<b>544</b>	<b>19.0</b>	<b>121.0</b>	<b>41</b>	<b>53</b>	<b>5</b>	<b>44</b>	<b>5</b>	<b>4</b>
<b>Opponents</b>	<b>404</b>	<b>199</b>	<b>603</b>	<b>18.0</b>	<b>145.0</b>	<b>37</b>	<b>60</b>	<b>10</b>	<b>50</b>	<b>5</b>	<b>2</b>

MISCELLANEOUS TACKLES: D. Hopkins 5, L. Miller 2, R. Griffin 2, S. Anderson 2, X. Su'a-Filo 1, TEXANS: 12  
Opponents: 8

MISCELLANEOUS FUMBLE RECOVERIES: L. Miller 2, B. Osweiler 2, C. Clark 1 TEXANS: 5, Opponents: 5

## SPECIAL TEAMS STATISTICS

PLAYER	Solo	Asst	Total	FF	FR	Blocked	Blocked	Blocked
						FG	PAT	Punt
Robert Nelson	6	1	7	0	0	0	0	0
Max Bullough	5	1	6	0	0	0	0	0
Charles James	6	0	6	0	0	0	0	0
Brian Peters	4	2	6	0	0	0	0	0
Alfred Blue	5	0	5	0	0	0	0	0
Don Jones	5	0	5	0	0	0	0	0
Jonathan Grimes	4	1	5	1	0	0	0	0
Kevin Johnson	4	0	4	0	0	0	0	0
Tyler Ervin	3	1	4	0	0	0	0	0
Corey Moore	2	1	3	0	0	0	0	0
K.J. Dillon	3	0	3	0	0	0	0	0
Brennan Scarlett	3	0	3	0	0	0	0	0
Akeem Dent	2	1	3	0	0	0	0	0
Jay Prosch	3	0	3	0	0	0	0	0
Andre Hal	1	1	2	0	0	0	0	0
Eddie Pleasant	1	1	2	0	0	0	0	0
Jonathan Weeks	2	0	2	0	0	0	0	0
A.J. Bouye	0	1	1	0	0	0	0	0
Stephen Anderson	1	0	1	0	0	0	0	0
Shane Lechler	1	0	1	0	0	0	0	0
Nick Novak	1	0	1	0	0	0	0	0
Keith Mumphery	0	1	1	0	0	0	0	0
<b>TEXANS</b>	<b>62</b>	<b>12</b>	<b>74</b>	<b>1</b>	<b>0</b>	<b>0</b>	<b>0</b>	<b>0</b>
<b>Opponents</b>	<b>39</b>	<b>12</b>	<b>51</b>	<b>2</b>	<b>4</b>	<b>0</b>	<b>0</b>	<b>0</b>

## INDIVIDUAL LEADERS

### SACKS

Player	Sacks	Yards
Whitney Mercilus	4.5	33.5
John Simon	3.5	19.0
Benardrick McKinney	3.0	23.0
Jadeveon Clowney	3.0	16.0
J.J. Watt	1.5	5.0
Andre Hal	1.0	7.0
A.J. Bouye	1.0	6.0
D.J. Reader	1.0	8.0
Antonio Smith	0.5	3.5
<b>Totals</b>	<b>19.0</b>	<b>121.0</b>

### INTERCEPTIONS

Player	Int	Yards	Long
Kareem Jackson	1	42	42t
Quintin Demps	1	6	6
Andre Hal	1	12	12
A.J. Bouye	1	0	0
Robert Nelson	1	0	0
<b>Totals</b>	<b>5</b>	<b>60</b>	<b>42t</b>

### DEFENSIVE FUMBLES FORCED & RECOVERED

Player	FF	FR
Whitney Mercilus	1	2
John Simon	1	0
Quintin Demps	1	0
Benardrick McKinney	1	0
J.J. Watt	0	1
Kevin Johnson	0	1
<b>Totals</b>	<b>4</b>	<b>4</b>

### QUARTERBACK HITS

Player	QBH
Whitney Mercilus	12
Jadeveon Clowney	10
John Simon	9
Benardrick McKinney	6
J.J. Watt	5
Antonio Smith	3
Brian Cushing	1
D.J. Reader	1
Andre Hal	1
A.J. Bouye	1
Vince Wilfork	1
<b>Totals</b>	<b>50</b>

### PASSES DEFENSED

Player	PD
A.J. Bouye	10
Johnathan Joseph	7
Andre Hal	5
Kareem Jackson	4
Kevin Johnson	3
Eddie Pleasant	3
Corey Moore	3
John Simon	2
Charles James	1
Robert Nelson	1
Vince Wilfork	1
Jadeveon Clowney	1
Quintin Demps	1
Benardrick McKinney	1
<b>Totals</b>	<b>43</b>

### TACKLES FOR LOSS

Player	TFL
Jadeveon Clowney	12
Benardrick McKinney	6
Whitney Mercilus	5
John Simon	4
Max Bullough	2
Andre Hal	2
Kareem Jackson	2
D.J. Reader	2
A.J. Bouye	1
Kevin Johnson	1
Vince Wilfork	1
Christian Covington	1
J.J. Watt	1
Eddie Pleasant	1
<b>Totals</b>	<b>41</b>

## TEAM

### A WIN AGAINST SAN DIEGO WOULD...

- Improve the Texans' all-time regular season record against the Chargers to 2-4 overall and 1-2 at home
- Give Houston back-to-back wins against San Diego for the first time in the head-to-head series
- Improve Houston's record against the AFC West to 14-16 all-time and 2-2 this season
- Improve the Texans' home record to 6-0 this season and extend the team's home winning streak to seven games, dating back to the 2015 regular season finale
- Give Houston six home wins in 2016, which would tie a single-season franchise record (6-2: 2007, 2008, 2012)
- Improve Head Coach Bill O'Brien's career regular season record to 25-18

## INDIVIDUAL

### CB A.J. BOUYE

- Needs one pass defensed to set a single-season career-high (10 in 2014)
- Can record an interception in back-to-back games for the first time in his career

### ILB MAX BULLOUGH

- Needs five total tackles to set a single-season career-high (16 in 2015)

### DE JADEVEON CLOWNEY

- Needs one tackle to tie and two to set a single-season career-high (40 in 2015)
- Needs 2.0 sacks to set a single-season career-high (4.5 in 2015)

### ILB BRIAN CUSHING

- Needs 17 total tackles to pass DeMeco Ryans (636) and become Houston's all-time leading tackler

### S QUINTIN DEMPS

- Needs one quarterback hit to set a single-season career-high (1 in 2008, 2011, 2015)
- Needs one forced fumble to set a single-season career-high (1 in 2008, 2014, 2015)

### WR WILL FULLER V

- Needs one 100-yard receiving game to tie Andre Johnson (three in 2003) for the most such games by a rookie in Texans history
- Needs 95 receiving yards to pass Jabar Gaffney (483 in 2002) for the third-most by a rookie in Texans history
- Needs one receiving touchdown to pass DeAndre Hopkins (two in 2013) and tie Jaelen Strong (three in 2015) for the third-most by a rookie in Texans history
- Needs two receiving touchdowns to tie Andre Johnson (four in 2003) for the second-most by a rookie in Texans history
- Needs three receiving touchdowns to tie Owen Daniels (five in 2006) for the most by a rookie in Texans history

### TE RYAN GRIFFIN

- Needs one touchdown to tie and two to set a single-season career-high (2 in 2015)

### WR DeANDRE HOPKINS

- Needs five points to pass Shayne Graham (138) for the ninth-most career points scored in franchise history
- Needs 11 receptions to reach 300 for his career
- Can start his 59th straight game, which is the second-longest active streak among NFL wide receivers
- Needs one 100-yard receiving game to tie Andre Johnson (13 from 2003-06) for the most by a Texans player through his first four seasons

## INDIVIDUAL CONT.

### CB KAREEM JACKSON

- Needs one interception to pass Dunta Robinson (13) for the most career interceptions in Texans history
- Needs three passes defensed to pass Dunta Robinson (63) for the second-most career passes defensed in team history
- Needs two tackles for loss to tie and three to set a single-season career-high (4 in 2014)

### CB JOHNATHAN JOSEPH

- Needs one interception to tie Kareem Jackson and Dunta Robinson (13) for the most career interceptions in Texans history

### P SHANE LECHLER

- Can play in his 233rd straight game, which is the longest active streak in the NFL

### ILB BENARDRICK MCKINNEY

- Needs 11 total tackles to record his first career 100-tackle season and become the seventh player in franchise history to post 100 tackles in a season
- Needs one tackle for loss to tie and two to set a single-season career-high (7 in 2015)
- Needs one start to tie and two to set a single-season career-high (11 starts in 2015)

### OLB WHITNEY MERCILUS

- Needs one forced fumble to tie and two to set a single-season career-high (two in 2012 and 2014)
- Needs one fumble recovery to set a single-season career-high (two in 2015)

### WR BRAXTON MILLER

- Can record a receiving touchdown in back-to-back games for the first time in his career

### RB LAMAR MILLER

- Needs one 100-yard rushing game to set a single-season career-high (3 in 2015)
- Can record a rushing touchdown in back-to-back games for the first time this season and fourth time in his career
- Can start his 53rd consecutive game, which is the second-longest active streak among NFL running backs
- Can play in his 64th straight game, which is the third-longest active streak among NFL running backs
- Needs 176 rushing yards to record his second career 1,000-yard season and first since 2014 (1,099)

### QB BROCK OSWEILER

- Can throw a touchdown pass in four straight games for the first time this season and third time in his career
- Needs one rushing attempt to set a single-season career-high (21 in 2015)

### FB JAY PROSCH

- Can play in his 43rd straight game, which is the fifth-longest active streak among NFL fullbacks

### OLB JOHN SIMON

- Needs 1.5 sacks to tie and 2.0 to set a single-season career-high (5.0 in 2015)
- Needs two quarterback hits to tie and three to set a single-season career-high (11 in 2015)
- Can record a sack in back-to-back games for the fourth time in his career

### LS JON WEEKS

- Can play in his 107th straight regular season game, which is the fourth-longest streak in Texans history

## TIGHT END DIVIDENDS

The Texans tight end group has contributed more in the receiving game this year than any other season under Head Coach **Bill O'Brien** (2014-16). TE **C.J. Fiedorowicz** leads the trio with career highs of 35 receptions for 387 yards and three touchdowns. TE **Ryan Griffin** has also posted career highs of 30 receptions for 253 yards, while adding one touchdown. Rookie TE **Stephen Anderson** has scored one touchdown this year as well, giving the group five on the season.

As a whole, Fiedorowicz, Griffin and Anderson have contributed 74 receptions for 718 yards and five touchdowns, all of which are the highest totals in three years, despite being only 10 games into the 2016 season.

### COMBINED RECEIVING NUMBERS BY TEXANS TIGHT ENDS, SINCE 2014

Year	Receptions	Rec. Yards	Rec. TDs
2016	74	718	5
2015	41	448	4
2014	32	316	3

## GROUND AND POUND

The Texans have rushed for over 100 yards as a team in eight of their 10 games this season, including in each of the past five games, which is tied for the second-longest active streak in the NFL behind only the Dallas Cowboys (14).

### LONGEST ACTIVE STREAKS OF TEAM 100-YARD RUSHING GAMES, NFL

Team	Start Date	Games
Dallas	12/13/15	14
Houston	10/16/16	5
Washington	10/16/16	5

### MOST TEAM 100-YARD RUSHING GAMES, NFL, 2016

Team	Total	
	Rush Yds	Games
Dallas	1,567	10
Houston	1,217	8
Tennessee	1,549	8

## HOME SWEET HOME

The Texans have started the season 5-0 at home for the first time in franchise history and have won their last six regular season games overall at NRG Stadium, which is also a franchise record. It is currently the longest active home winning streak in the NFL.

### LONGEST HOME WINNING STREAKS, TEXANS HISTORY

Start Date	End Date	Games
1/3/2016	Present	6
10/21/2012	12/16/2012	4
11/18/2007	12/30/2007	4

### LONGEST ACTIVE HOME WINNING STREAKS, NFL

Team	Start Date	Games
Houston	1/3/2016	6
Seattle	9/11/2016	5
Philadelphia	9/11/2016	4

## KAREEM RISES TO THE TOP



JACKSON

In Week 10 at Jacksonville (11/13), CB **Kareem Jackson** returned an interception 42 yards for a touchdown on the opening possession of the game. It marked Houston's first pick-six of the year and first since the 2015 regular season finale against Jacksonville when Jackson also returned an interception for a touchdown.

Jackson is now tied for first in franchise history with 13 career interceptions. With 310 career interception return yards, he passed CB **Johnathan Joseph** for first in team history in that category as well. Finally, with his third career interception touchdown, he moved past Aaron Glenn and Joseph for tops on the Texans all-time list.

### HOUSTON TEXANS ALL-TIME INTERCEPTIONS

Player	Years	Gms	Int	Yds	TD
Kareem Jackson	2010-16 (7)	94	13	310	3
Dunta Robinson	2004-09 (6)	84	13	162	1
Johnathan Joseph	2011-16 (6)	86	12	279	2
Marcus Coleman	2002-05 (4)	58	11	217	1
Aaron Glenn	2002-04 (3)	43	11	221	2

## LAW ABIDING CITIZENS

In 2016, the Texans are the least penalized team in the NFL with only 65 penalties called against and 53 accepted. The franchise record for the fewest accepted penalties called against in a season is 80 in 2008, followed by 82 in 2007.

### LEAST PENALTIES CALLED AGAINST IN NFL, 2016

Team	Penalties Called	Penalties Accepted	Penalty Yards
Houston	65	53	543
New Orleans	67	60	562
N.Y. Giants	68	53	545
Cincinnati	72	61	479
Kansas City	72	61	452

## SOUTHERN COOKIN'

Houston has won its last eight games against AFC South opponents, which is a franchise record. It is also the longest active divisional winning streak in the NFL (Kansas City). The streak began in Week 6 of the 2015 season against Jacksonville. During that span, the Texans have held opponents to just six points on three separate occasions, while scoring 20-plus points in seven of the eight contests.

Below are Houston's longest all-time winning streaks against divisional opponents:

### LONGEST WINNING STREAKS VS. AFC SOUTH OPPONENTS, TEXANS HISTORY

Start Date	End Date	Games
10/18/2015	Present	8
1/2/2011	11/27/2011	5
9/16/2012	12/16/2012	5

### LONGEST ACTIVE DIVISIONAL WINNING STREAKS, NFL

Team	Start Date	Division	Games
Houston	10/18/2015	AFC South	8
Kansas City	11/15/2015	AFC West	7
Atlanta	9/18/2016	NFC South	3

## STARTING OFF STRONG

With a 6-4 record, the Texans are off to their third-best start in franchise history through 10 games. The only two times Houston opened the first 10 games of a season with a better record was in 2011 and 2012. Below is a look at the best starts in Texans history:

### BEST RECORDS THROUGH 10 GAMES, TEXANS HISTORY

Year	Record	Win %
2012	9-1	.900
2011	7-3	.700
2016	6-4	.600

## NO FLY ZONE

The Texans defense ranks fourth in the NFL in lowest net passing yards (206.6) allowed per game and ranks seventh in opponent completion percentage (61.2). Houston is one of only four teams in the NFL (Arizona, Minnesota and Philadelphia) to have not allowed a 300-yard passer this year.

Houston's defense has only allowed 11 passing touchdowns all year, which is tied for the fifth-lowest total in the NFL.

### TEXANS OPPONENT PASSING STATS, 2016

Date	Opp.	Result	Att	Comp	Pct.	Gross		TD	Int	Sks	Rate
						Yds	Yds				
9/11/16	Chi	W, 23-14	29	16	55.2	216	185	1	1	5	76.2
9/18/16	KC	W, 19-12	37	20	54.1	186	172	0	0	4	68.1
9/22/16	at NE	L, 27-0	19	11	57.9	103	97	0	0	1	72.9
10/2/16	Ten	W, 27-20	29	13	44.8	202	196	0	1	1	54.1
10/9/16	at Min	L, 31-13	30	22	73.3	271	255	2	0	2	123.1
10/16/16	Ind	W, 26-23 OT	32	21	65.6	252	231	1	1	3	87.0
10/24/16	at Den	L, 27-9	25	14	56.0	157	157	1	0	0	88.2
10/30/16	Det	W, 20-13	41	27	65.9	240	231	1	0	1	89.5
11/13/16	at Jax	W, 24-21	49	32	65.3	265	247	2	1	2	84.1
11/21/16	at Oak	L, 27-20	31	21	67.7	295	295	3	1	0	117.0

## SWARMING DEFENSE

Houston's defense ranks among the top 10 in the league in several statistical categories in 2016. Below is a look at how the Texans stack up with the rest of the NFL as a team this season:

### TEXANS DEFENSE RANKS AMONG NFL & AFC, 2016

Stat	Number	NFL Rank	AFC Rank
4th Down Percentage Allowed	12.5	1t	1
1st Downs Allowed/Game	17.7	3	2
Net Passing Yards Allowed/Game	206.6	4	2
Net Yards Allowed/Game	318.2	5	3
3rd Down Percentage Allowed	37.31	8	5

## B-MAC ON THE ATTACK



McKINNEY

ILB Benardrick McKinney leads the Texans and ranks tied for seventh in the NFL with a single-season career-high 89 total tackles. That total is the second-highest through the first 11 weeks of a season in Texans history.

McKinney posted a career-high 16 tackles in Week 3 at New England (9/22), which tied for the fourth-highest single-game total in franchise history.

McKinney has recorded 3.0 sacks this year, which also gives him a single-season career-high.

### MOST TACKLES IN FIRST 11 WEEKS OF A SEASON, TEXANS HISTORY

Player	Season	Solo	Assist	Total
Jamie Sharper	2003	58	37	95
Benardrick McKinney	2016	53	36	89
Brian Cushing	2009	54	34	88
DeMeco Ryans	2006	70	15	85

### MOST TACKLES IN A GAME, TEXANS HISTORY

Player	Date, Opp.	Solo	Assist	Total
Brian Cushing	9/21/14 at NYG	8	9	17
Jamie Sharper	12/14/03 at TB	12	5	17
Jamie Sharper	11/9/03 at Cin	9	8	17
Benardrick Mckinney	9/22/16 at NE	6	10	16
Jay Foreman	11/23/03 vs. NE	14	2	16

### MOST TACKLES IN THE NFL, 2016

Player	Team	Solo	Assist	Total
Bobby Wagner	Seattle	58	50	108
Luke Kuechly	Carolina	71	31	102
Zach Brown	Buffalo	67	34	101
Christian Kirksey	Cleveland	65	36	101
Jerrell Freeman	Chicago	69	22	91
Sean Lee	Dallas	57	34	91
Benardrick McKinney	Houston	53	36	89
Tahir Whitehead	Detroit	63	26	89
Craig Robertson	New Orleans	52	37	89

## NO MERCI



MERCILUS

After not posting a sack in the first five weeks of the 2015 season, OLB Whitney Mercilus ranks fifth in the NFL with 16.5 in his last 21 regular season games. DE J.J. Watt, who has 15.0 in that span, ranks tied for sixth. Counting Houston's AFC Wild Card game in which he notched 3.0 sacks, Mercilus has 19.5 sacks in his last 22 games.

With 2.0 sacks in this year's season-opening victory over Chicago, Mercilus recorded multiple sacks in three straight games, including the postseason, and was the only player in the NFL to accomplish the feat over that span. For his Week 1 performance, Mercilus was named AFC Defensive Player of the Week.

### MOST SACKS IN NFL SINCE WEEK 6 OF 2015 SEASON, REGULAR SEASON

Player	Team	Games	Sacks
Khalil Mack	Oakland	21	20.0
Chandler Jones	New England-Arizona	21	17.5
Von Miller	Denver	21	17.5
Cliff Avril	Seattle	21	17.0
Whitney Mercilus	Houston	21	16.5
J.J. Watt	Houston	14	15.0
Melvin Ingram	San Diego	21	15.0
Brian Orakpo	Tennessee	23	15.0

## MILLER TIME



MILLER

RB Lamar Miller has racked up 824 rushing yards this season, which ranks third in the AFC and fifth in the NFL.

In Week 1 against Chicago (9/11), Miller ran for 106 yards on a career-high 28 carries. He became the third player in franchise history with a 100-yard rushing game in a season opener and the first since Arian Foster in 2014.

In Week 6 against Indianapolis (10/16), Miller rushed for a season-high 149 yards, averaging 6.2 yards per carry. He also became the fourth player in team history and first since Jonathan Grimes (1/3/16 vs. Jacksonville) to score a rushing and receiving touchdown in the same game. Miller was the only player in the AFC with a rushing and receiving touchdown in Week 6 and his 178 scrimmage yards ranked second in the conference.

### MOST RUSHING YARDS IN THE NFL, 2016

Player	Team	Att.	Rush Yds	Avg.
Ezekiel Elliott	Dallas	223	1,102	4.9
DeMarco Murray	Tennessee	212	1,000	4.7
David Johnson	Arizona	197	863	4.4
Melvin Gordon	San Diego	217	838	3.9
Lamar Miller	Houston	192	824	4.3

## FULLER HOUSE



FULLER

WR Will Fuller V has recorded 26 receptions for 389 yards and two touchdowns this season. He has also notched a 67-yard punt return for a touchdown.

Fuller became the first rookie in NFL history with 300 receiving yards and a punt return touchdown in his team's first four games of a season. Former 49ers RB Hugh McElhenny is the only other rookie to produce over 300 scrimmage yards and a punt return touchdown in as many games to start a season, when he did so over 60 years ago in 1952.

In the season-opening victory over Chicago, Fuller caught five passes for a team-leading 107 yards and a touchdown. He became the first rookie first-round pick to post a 100-yard receiving game in a season opener since Louis Lipps in 1984 with Pittsburgh. He also became the first Texans rookie with a 100-yard receiving game and a touchdown in a season opener.

Fuller followed his Week 1 output with four receptions for 104 yards in Week 2 against Kansas City (9/18), making him the third player in NFL history with back-to-back 100-yard receiving performances to open his career, joining Don Looney (1940) and DeSean Jackson (2008). He is the first player in NFL history to gain at least 200 receiving yards over his first two games while winning both. He is also the first rookie drafted in the first round with back-to-back 100-yard games in his first two games.

In Week 4 against Tennessee (10/2), Fuller paced the team with seven receptions for 81 yards and a touchdown, while also returning a punt 67 yards for a score, becoming the first player in Texans history with a receiving and punt return touchdown in a single game.

### MOST RECEIVING YARDS BY AN NFL ROOKIE, 2016

Player	Team	Rec.	Rec. Yards	Rec. TDs
Michael Thomas	New Orleans	56	681	5
Sterling Shepard	N.Y. Giants	44	476	5
Tajae Sharpe	Tennessee	34	453	2
Will Fuller V	Houston	26	389	2
Tyreek Hill	Kansas City	36	376	4

### MOST RECEIVING YARDS BY A ROOKIE, TEXANS HISTORY

Player	Year	Rec.	Rec. Yards	Rec. TDs
Andre Johnson	2003	66	976	4
DeAndre Hopkins	2013	52	802	2
Jabar Gaffney	2002	41	483	1
Will Fuller V	2016	26	389	2

## TWO OF A KIND

In Week 2 against Kansas City (9/18), the Texans finished with a pair of 100-yard receivers for the first time since Nov. 17, 2013 against Oakland. WR DeAndre Hopkins led the team with seven receptions for 113 yards and a touchdown, while WR Will Fuller V tallied 104 receiving yards on four catches against the Chiefs. The pair was also the first set of Texans receivers to accomplish the feat since Andre Johnson and Kevin Walter on Sept. 19, 2010 at Washington. Below is a list of the eight games that the Texans have boasted two 100-yard receivers:

### TEXANS GAMES WITH TWO 100-YARD RECEIVERS

Date	Opponent	Result	100-yd Receiver	100-yd Receiver
9/18/16	Kansas City	W, 19-12	D. Hopkins, 113	W. Fuller V, 104
11/17/03	Oakland	L, 28-23	G. Graham, 136	A. Johnson, 116
10/9/11	Oakland	L, 25-20	A. Foster, 116	J. Dreessen, 112
9/25/11	@New Orleans	L, 40-33	A. Johnson, 128	J. Casey, 126
9/19/10	@Washington	W, 30-27OT	A. Johnson, 158	K. Walter, 144
10/18/09	@Cincinnati	W, 28-17	A. Johnson, 135	S. Slaton, 102
12/24/05	Jacksonville	L, 38-20	A. Johnson, 119	C. Bradford, 101
10/10/04	Minnesota	L, 34-28OT	A. Johnson, 170	D. Armstrong, 101

## BY GROUND AND BY AIR

In Week 1 against Chicago (9/11), the Texans finished with a 100-yard rusher and receiver for the first time since Sept. 27, 2015 against Tampa Bay. RB Lamar Miller ran for 106 yards, while WR Will Fuller V tallied 107 receiving yards against the Bears. Below is a list of the 15 games that the Texans have featured a 100-yard rusher and receiver:

### TEXANS GAMES WITH 100-YARD RUSHER AND RECEIVER

Date	Opponent	Result	100-yd Rusher	100-yd Receiver
9/11/16	Chicago	W, 23-14	L. Miller, 106	W. Fuller V, 107
9/27/15	Tampa Bay	W, 19-9	A. Blue, 139	D. Hopkins, 101
10/20/14	@Pittsburgh	L, 30-23	A. Foster, 102	D. Hopkins, 108
12/1/13	New England	L, 34-31	B. Tate, 102	A. Johnson, 121
9/29/13	Seattle	L, 23-20OT	A. Foster, 102	A. Johnson, 110
12/16/12	Indianapolis	W, 29-17	A. Foster, 165	A. Johnson, 151
11/22/12	@Detroit	W, 34-31OT	A. Foster, 102	A. Johnson, 188
11/4/12	Buffalo	W, 21-9	A. Foster, 111	A. Johnson, 118
*1/15/12	@Baltimore	L, 20-13	A. Foster, 132	A. Johnson, 111
10/23/11	@Tennessee	W, 41-7	A. Foster, 115	A. Foster, 119
12/13/10	Baltimore	L, 34-28OT	A. Foster, 100	A. Johnson, 140
11/1/10	@Indianapolis	L, 30-17	A. Foster, 102	A. Johnson, 106
12/14/08	Tennessee	W, 13-12	S. Slaton, 100	A. Johnson, 207
12/7/08	@Green Bay	W, 24-21	S. Slaton, 120	K. Walter, 146
10/3/04	Oakland	W, 30-17	J. Wells, 105	A. Johnson, 115

\*Postseason game

## 5 IN A ROW

The Texans won five regular season games in a row from Week 15 of the 2015 season to Week 2 of the 2016 campaign, which tied for the fourth-longest streak in franchise history. The team also opened the season with two consecutive victories, which tied for the second-longest streak to start a season in Texans history. Since 2010, Houston's combined 12-2 record in the first two weeks of the season is tops in the NFL.

### LONGEST WINNING STREAKS, TEXANS HISTORY

Start Date	End Date	Streak
10/23/11	12/11/11	7
10/21/12	12/2/12	6
12/13/09	9/19/10	6
12/20/15	9/18/16	5
9/9/12	10/8/12	5



## BILL O'BRIEN POSTGAME QUOTES - NOV. 21

**Their running backs had 11 catches, 199 yards and two touchdowns. Can you tell us what they were doing there?**

"Yeah, they have a good team. They have good running backs. I thought our defense played hard. I thought that offense had scored 30-plus points many times. Did a good job tonight in the fourth quarter. They did a better job than us and we just have to regroup here and turn the page to San Diego."

**Did you see the laser pointers?**

"I have no idea about that. That's a question for security people, not me."

**Your thoughts on Azteca Stadium, the Mexican people, and all the atmosphere that you had here?**

"Yeah, besides the game, we had an excellent trip here, great experience for our players. Unbelievable crowd. Just a really cool atmosphere for both teams. So it was a great trip as far as that's concerned. Obviously the game didn't go the way we wanted it to go."

**The offense is clicking so well. What makes a difference when Braxton's in there and Williams, can you give your comments on that?**

"Yeah, I thought the offense played well tonight. I think it was obviously much improved. Just too bad that we couldn't pull it out. I think our players really played hard. Just really proud of our players and there's a lot of season left and we need a great home crowd versus San Diego because that's a big game for us."

**Did you consider challenging the call on Lamar Miller's run right before the play on third down?**

"The play before the fourth down play? Yeah, I considered challenging many plays today. I mean, let's go back to the first quarter. Was Hopkins out of bounds on that play? No. So, look, I'm not going to sit up here and get fined. I'm just a third-year coach in the NFL, but I think we've really got to look at all those things. We've got all these cameras and we can't get that right? You know, I didn't think Hopkins was out of bounds, but the whistle had blown, so I couldn't challenge that play even though I threw my flag, so they didn't give me the time out because the whistle had blown. But I thought he was in bounds. So start there. Then list all the things that I could have challenged."

**What were your thoughts on the defense tonight?**

"Yeah, I thought our defense really played tough the whole night. This is an offense in Oakland that they're going to make plays at times during the game. Like I've said, they've had many games where they've scored 30-plus points. One game where Carr threw for 500 yards, I thought our defense played a very tough football game. It's the NFL. I mean, it's the NFL. They've got a good team, we've got a good team. And they came out on the winning end, give them a lot of credit."

**You went for it on 4th-and-1 a couple of times. Did you think about going for the 4th-and-4 on your final possession?**

"Yeah, I did, I definitely did. From my vantage point, it looked more like 4th-and-6. So I felt like it was about 15 to go in the game. I felt the ball was around the 40-, 45-yard line that we could maybe try to pin them and try to stop them, make them punt. I had a timeout there. So, look, hindsight can always be 20/20. If I had it back, I'd go for it, but I felt like that was the best decision at the time."

## BROCK OSWEILER POSTGAME QUOTES - NOV. 21

**Was the laser distracting or a difference maker?**

"You know it's really hard to tell. I never want to say one thing is a difference maker, but certainly having a laser zoomed in on your eye definitely affects how you play a game."

**Thoughts on the 4th-and-inches call?**

"It's just one of those things that happen in a football game. We thought we had the first down, Oakland felt like they stopped us. We reviewed the play and the ref said that we came up short. I love the call by coach to go for it. I really felt that we had a lot of momentum in that time in the game. I thought it was a great call and I would never second guess that."

**On how the offensive unit perform tonight?**

"I think we played good football offensively. There were certainly a couple mistakes. My turnover late in the second quarter, that is something that I can't do. I'll watch that play on tape, I'll see the look that they gave me and I'll learn from it. I'll make sure that doesn't happen again. We certainly need to capitalize on touchdowns when we get into the red area, but I think overall we played a much better offensive game this week and I think we improved."

**Was the laser distracting?**

"As far as the laser goes, it was certainly very distracting. I've never experienced a laser being shined into my eyeball in a football game, let alone a professional football game in the National Football League so I think that was certainly disappointing, but at the end of the day that is not why we lost the game. That was just one small factor, but it certainly affected how I was playing and able to see down field."

**Did you say anything to the officials about the laser?**

"I did not. I've been coached from a very young age to only worry about the things you can control. Something like that I leave to our coaching staff and I just focus on the game."

**Thoughts on your teammates thinking the team let one get away?**

"It was a heck of a game and it was a battle. It was a very physical football game. Both teams really wanted to come out on top. You could see that and feel it on the field. I always believe you need to give credit where credit is due. The Oakland Raiders played a great football game. They came here, they got a win, but I am very proud of our football team for how we battled for four quarters and how we came out and played tonight."

**How was the atmosphere and playing in front of the crowd tonight?**

"The atmosphere was incredible. From the time we landed in Mexico City, getting to the hotel and then tonight at the stadium. It was electric, it was loud and it was sold out. It was a one of a kind atmosphere and it was very special to be a part of this football game."

**On the offense clicking tonight:**

"I have great confidence in this offense. I have great confidence in every single player on the offensive side of the ball, I have great confidence in our offensive coaching staff – how they coach throughout the week and the game plans that they put together. I think what you saw tonight was just a product of us continuing to learn on a weekly basis and improving in practice, and just taking it to the game field. Once again, nothing was perfect. There are plenty of things we need to clean up offensively. We know that and we will. We will watch the tape tonight and we will watch it again tomorrow. We will clean up those things, but you are certainly right. Tonight was a much better offensive performance."

**On Lamar Miller's performance:**

"I can't say enough about Lamar. Lamar is a stud, he's a beast, there are unlimited words for Lamar. He played extremely hard tonight just like he does every single week. Not only is he talented in the running game, but also in the pass game and pass protection. That is something that probably isn't talked about a lot. He is a tremendous player and a great teammate. He had a heck of a game."

**On the challenged play in the fourth quarter:**

"That is a tough situation. The referees are out there for a reason, to officiate the game. They reviewed the play, they looked at the tape, felt like we were short and that's the call that they made."

## TEXANS HEAD COACH BILL O'BRIEN



Bill O'Brien was named the third head coach in Houston Texans franchise history on January 3, 2014.

O'Brien, who owns 23 years of collegiate and NFL coaching experience, led the Texans to a second straight winning season in 2015 and their first AFC South Division championship since 2012. Houston became the first NFL

team since 1950 to earn a trip to the postseason with four different starting quarterbacks winning at least one regular season game and set the franchise single-season record for sacks (45.0) in 2015. Under O'Brien in

2014, Houston's seven-win improvement led the NFL and made the Texans the sixth team since 1978 to post a winning season following a season in which it won two or less games.

Prior to Houston, O'Brien was head coach at Penn State from 2012-13 and led the storied program through one of the greatest periods of strife any major college program has endured.

O'Brien was named the Bear Bryant, Maxwell Football Club and ESPN National Coach of the Year as well as the Big Ten Coach of the Year by media and coaches.

From 2007-2011, O'Brien helped lead the New England Patriots to a pair of Super Bowl berths, rising from offensive assistant his first season to wide receivers coach in 2008 and then quarterbacks coach from 2009-10 prior to his promotion to offensive coordinator/quarterbacks coach in 2011. That season, the Patriots ranked third in the NFL in scoring,

second in total offense and advanced to Super Bowl XLVI.

O'Brien previously coached collegiately at Duke (2005-06), Maryland (2003-04), Georgia Tech (1995-2002) and Brown (1993-94).

**CAREER RECORD:** 24-19

**BACKGROUND:** O'Brien grew up in Andover, Mass. and graduated from St. John's Preparatory School in Danvers. He played linebacker and defensive end at Brown from 1990-92 and graduated with a double concentration in political science and organizational behavioral management.

**PERSONAL:** Born on October 23, 1969 in Dorchester, Mass. He and his wife, Colleen, have two sons: Jack, 12, and Michael, 9.

## CHARGERS HEAD COACH MIKE MCCOY



Hired January 15, 2013, as the 15th head coach in team history, Mike McCoy led the Chargers to 9-7 finishes in each of his first two seasons as head coach. McCoy led the Chargers to the playoffs in his first season. He then led the Chargers to a Wild Card Playoff win in Cincinnati for the franchise's first playoff victory since the 2008 season.

The Chargers' playoff appearance in 2013 marked the organization's first since 2009 and McCoy joined Sid Gillman (1960), Don Coryell (1979), Bobby Ross (1992), and Norv Turner

(2007) as the only rookie coaches in team history to lead the Bolts to the playoffs in their first season. Then with the team's win over the Bengals, McCoy became only the third head coach (Ross and Turner) to win his first playoff game. McCoy spent the 2009-2012 seasons in Denver. He began his coaching career as an offensive assistant with Carolina in 2000, serving additionally as wide receivers coach (2001), quarterbacks coach (2002-08) and passing game coordinator (2007-08). The Panthers reached the playoffs three times, including a berth in Super Bowl XXXVIII (2003), during McCoy's tenure.

**CAREER RECORD:** 27-33

**BACKGROUND:** McCoy played quarterback at Long Beach State and Utah before signing with the Denver Broncos. He spent his rookie season on the practice squad in Green Bay and then had stops with NFL Europe's Amsterdam Admirals, San Francisco 49ers and the Philadelphia Eagles before concluding his playing career with the Canadian Football League's Calgary Stampeders in 1999.

**PERSONAL:** Born in San Francisco, April 1, 1972. McCoy and his wife, Kellie, have a daughter, Liv, and a son, Luke.

### COACHING TIMELINE

#### HOUSTON TEXANS

2014-16 Head Coach

#### PENN STATE UNIVERSITY

2012-13 Head Coach

#### NEW ENGLAND PATRIOTS

2011 Offensive Coordinator/  
Quarterbacks

2009-10 Quarterbacks

2008 Wide Receivers

2007 Offensive Assistant

#### DUKE UNIVERSITY

2005-06 Offensive Coordinator/  
Quarterbacks

#### UNIVERSITY OF MARYLAND

2003-04 Running Backs

#### GEORGIA TECH UNIVERSITY

2002 Assistant Head Coach

2001 Offensive Coordinator/  
Quarterback

1998-00 Running Backs

1995-97 Graduate Assistant

#### BROWN UNIVERSITY

1994 Inside Linebackers

1993 Tight Ends

### COACHING TIMELINE

#### SAN DIEGO CHARGERS

2013-16 Head Coach

#### DENVER BRONCOS

2010-12 Offensive Coordinator

2009 Offensive Coordinator /  
Quarterbacks

#### CAROLINA PANTHERS

2007-08 Quarterbacks / Passing  
Game Coordinator

2002-06 Quarterbacks

2001 Wide Receivers

2000 Offensive Assistant /  
Quarterbacks

### HEAD COACH COMPARISON

#### BILL O'BRIEN

24-18

0-1

3

3

0-0

0-0

Reg. Season Record

Playoff Record

Years as NFL head coach

Years as team's head coach

Career Head-to-Head

Career vs. Team (Reg. Season)

#### MIKE MCCOY

26-32

1-1

4

4

0-0

0-1

# MATCHUP INFORMATION

## ALL-TIME SERIES

### REGULAR SEASON

Overall: 1-4 Home: 0-2 Road: 1-2

Date	W/L	Score	H/A	Venue	Texans QB	Chargers QB
9/15/02	L	3-24	A	Qualcomm Stadium	D.Carr	D.Brees
9/12/04	L	20-27	H	Reliant Stadium	D. Carr	D.Brees
10/28/07	L	10-35	A	Qualcomm Stadium	M.Schaub	P.Rivers
11/7/10	L	23-29	H	Reliant Stadium	M.Schaub	P.Rivers
9/9/13	W	31-28	A	Qualcomm Stadium	M.Schaub	P.Rivers



2016  
6-3

1st, AFC South



2016  
4-6

4th, AFC West

## SERIES BREAKDOWN

Record vs. Chargers.....	Chargers lead, 4-1
Last meeting.....	Texans 31, Chargers 28 (9/9/13)
Texans largest margin of victory.....	3 (Texans 31, Chargers 28; 9/9/13)
Chargers largest margin of victory.....	11 (Chargers 27, Texans 16; 12/21/08)
Current win streak.....	Texans, 1
Texans longest win streak.....	1 (2013-16)
Chargers longest win streak.....	4 (2002-13)
Most points, Texans.....	31 (Texans 31, Chargers 28; 9/9/13)
Most points, Chargers.....	35 (Chargers 35, Texans 10; 10/28/07)
Most points, both teams.....	59 (Texans 31, Chargers 28; 9/9/13)
Fewest points, Texans.....	3 (Chargers 24, Texans 3; 9/15/02)
Fewest points, Chargers.....	24 (Chargers 24, Texans 3; 9/15/02)
Fewest points, both teams.....	27 (Chargers 24, Texans 3; 9/15/02)
Most net yards, Texans.....	449 (Texans 31, Chargers 28; 9/9/13)
Most net yards, Chargers.....	367 (Chargers 29, Texans 23; 11/7/10)
Most rushing yards, Texans.....	140 (Chargers 29, Texans 23; 11/7/10)
Most rushing yards, Chargers.....	124 (Chargers 24, Texans 3; 9/15/02)
Most passing yards, Texans.....	329 (Texans 31, Chargers 28; 9/9/13)
Most passing yards, Chargers.....	290 (Chargers 29, Texans 23; 11/7/10)
Fewest net yards, Texans.....	118 (Chargers 24, Texans 3; 9/15/02)
Fewest net yards, Chargers.....	237 (Chargers 35, Texans 10; 10/28/07)
Fewest rushing yards, Texans.....	89 (Chargers 24, Texans 3; 9/15/02)
Fewest rushing yards, Chargers.....	77 (Chargers 29, Texans 23; 11/7/10)
Fewest net passing yards, Texans.....	29 (Chargers 24, Texans 3; 9/15/02)
Fewest net passing yards, Chargers.....	128 (Chargers 35, Texans 10; 10/28/07)
Most sacks, Texans.....	2 (2x – last: Texans 31, Chargers 28; 9/9/13)
Most sacks, Chargers.....	9 (Chargers 24, Texans 3; 9/15/02)
Most interceptions, Texans.....	1 (3x – last: Texans 31, Chargers 28; 9/9/13)
Most interceptions, Chargers.....	4 (Chargers 35, Texans 10; 10/28/07)
Most turnovers, Texans.....	5 (Chargers 35, Texans 10; 10/28/07)
Most turnovers, Chargers.....	2 (Chargers 29, Texans 23; 11/7/10)
Most penalties, Texans.....	12-73 (Chargers 24, Texans 3; 9/15/02)
Most penalties, Chargers.....	8-60 (Chargers 27, Texans 20; 9/12/04)

## 2016 INDIVIDUAL COMPARISON

### TEXANS

### CHARGERS

#### PASSING YARDS

Brock Osweiler.....	2,061	Philip Rivers.....	2,886
---------------------	-------	--------------------	-------

#### RUSHING YARDS

Lamar Miller.....	824	Melvin Gordon.....	838
Alfred Blue.....	225	Danny Woodhead.....	116
Brock Osweiler.....	89	Kenneth Farrow.....	58

#### RECEIVING YARDS

DeAndre Hopkins.....	540	Tyrell Williams.....	720
Will Fuller V.....	389	Travis Benjamin.....	514
C.J. Fiedorowicz.....	387	Dontrelle Inman.....	408

#### POINTS SCORED

Nick Novak.....	79	Josh Lambo.....	92
Lamar Miller.....	24	Melvin Gordon.....	66
Three players.....	18	Antonio Gates.....	30
		Two players.....	24

#### INTERCEPTIONS

Five players.....	1	Casey Hayward.....	5
		Six players.....	1

#### SACKS

Whitney Mercilus.....	4.5	Melvin Ingram.....	6.0
John Simon.....	3.5	Joey Bosa.....	4.0
Jadeveon Clowney.....	3.0	Jatavis Brown.....	3.0
Benardrick McKinney.....	3.0	Jerry Attaochu.....	2.0

#### DEFENSIVE TACKLES

Benardrick McKinney.....	89	Jatavis Brown.....	51
John Simon.....	50	Casey Hayward.....	42
Jadeveon Clowney.....	39	Dwight Lowery.....	38
Three players.....	37	Melvin Ingram.....	38

#### SPECIAL TEAMS TACKLES

Robert Nelson.....	7	Two players.....	6
--------------------	---	------------------	---

#### KICKOFF RETURNS (Avg.)

Tyler Ervin.....	18.8	Craig Mager.....	21.0
		Griff Whalen.....	14.4

#### PUNT RETURNS (Avg.)

Will Fuller V.....	28.0	Isaiah Burse.....	9.6
Tyler Ervin.....	10.6	Travis Benjamin.....	6.6

#### FIELD GOALS

Nick Novak.....	21/26, 80.8%	Josh Lambo.....	21/23, 91.3%
-----------------	--------------	-----------------	--------------

#### PUNTING (GROSS/NET AVG.)

Shane Lechler.....	48.5/39.6	Drew Kaser.....	44.9/40.7
--------------------	-----------	-----------------	-----------

# MATCHUP INFORMATION

## 2016 OFFENSIVE STATISTICAL COMPARISON

	HST	Rnk	SD	Rnk
Yards / Game	313.3	28	378.1	8
Yards / Play	4.70	31	5.69	11
Rushing Yards / Game	121.7	4	103.0	18
Rushing Yards / Play	4.29	12	3.84	23
Passing Yards / Game	191.6	30	275.1	5
Passing Yards / Play	5.28	32	7.42	8
Interception Rate	2.75 %	25	2.96 %	27
Sacks / Pass Attempt	5.23 %	10	6.74 %	20
First Downs / Game	18.6	24t	22.8	5
Punt Return Avg	12.3	5	7.5	22
Kickoff Return Avg	18.6	28	17.9	29
Field Goals Made	80.77 %	21	91.30 %	6
3rd Down Pct	40.67 %	13	43.75 %	8
4th Down Pct	25.00 %	29t	33.33 %	26t
Red Zone Pct	42.86 %	29t	50.00 %	22t
Goal to Go Pct	75.00 %	15t	66.67 %	24t
Avg Time of Possession	30:41	14	31:18	6
Points/Game	18.1	28	29.2	2

## 2016 DEFENSIVE STATISTICAL COMPARISON

	HST	Rnk	SD	Rnk
Yards / Game	318.2	5	361.9	21
Yards / Play	5.21	10	5.61	17
Rushing Yards / Game	111.6	21	87.4	5
Rushing Yards / Play	4.13	15	3.87	9
Passing Yards / Game	206.6	4	274.5	28
Passing Yards / Play	6.42	8	6.86	16
Interception Rate	1.55 %	25	2.75 %	6
Sacks / Pass Attempt	5.90 %	15	4.75 %	29
First Downs / Game	17.7	3	20.4	15t
Punt Return Avg	11.8	26	4.8	2
Kickoff Return Avg	21.9	14	22.5	18
3rd Down Pct	37.31 %	8	39.53 %	18
4th Down Pct	12.50 %	1t	63.64 %	23
Red Zone Pct	50.00 %	5t	65.79 %	30
Goal to Go Pct	66.67 %	14t	72.73 %	18t
Points / Game	21.5	12t	27.8	28
Point Differential / Game	-3.4	26	1.4	14
Yard Differential / Game	-4.9	21	16.2	9t

## TEXANS-CHARGERS SERIES NOTES

- Houston holds a 1-4 all-time record against San Diego in the regular season, including a 0-2 mark at home
- Houston is 13-16 all-time against the AFC West and 1-2 this season
- The Texans have scored over 20 points in three out of the five contests in the head-to-head series
- In the last contest between the two teams in the 2013 regular season opener, the Texans defeated the Chargers, 31-28, at Qualcomm Stadium. WR **DeAndre Hopkins** caught five passes for 66 yards, as the Texans posted 449 yards of total offense. OLB **Whitney Mercilus** tied for the team lead with five tackles and a sack, while ILB **Brian Cushing** also added five tackles and an interception
- In San Diego's last trip to Houston on Nov. 7, 2010, the Texans lost, 29-23. CB **Kareem Jackson** notched the team's only interception and added six tackles. **Cushing** tallied five tackles, including two solo stops

## TEXANS CAREER STATS VS. CHARGERS

### PASSING

Player	G	A-C-I	Pct.	Yds	TD	Sk/Lst	Rtg
B. Osweiler	3	50-30-3	60.0	398	2	2/15	73.6
B. Weeden	1	27-11-0	40.7	129	0	2/12	55.9

### RUSHING

Player	G	Att.	Yds	Avg.	Lg	TD
L. Miller	3	24	78	3.3	14	1

### RECEIVING

Player	G	Rec.	Yds	Avg.	Lg	TD
D. Hopkins	1	5	66	13.2	30	0

### KICKING

Player	G	FG	FGA	Lg	XP	XPA	KO	TB
None								

### PUNTING

Player	G	No.	Yds	Avg.	Lg	TB	I20	Net
S. Lechler	27	135	6,253	46.3	73	15	41	5,427

### DEFENSE

Player	G	UA	A	Tot	Sk	Yds	INT	PD	FF	FR
V. Wilfork	6	8	9	17	0.0	0.0	1	1	0	1
J. Joseph	4	14	1	15	0.0	0.0	1	4	0	1
A. Smith	6	8	3	11	1.5	0.0	0	0	0	0
B. Cushing	2	6	4	10	0.0	0.0	1	2	0	0
Q. Demps	2	8	2	10	0.0	0.0	0	1	0	0
K. Jackson	2	8	1	9	0.0	0.0	1	1	0	0
W. Mercilus	1	5	0	5	1.0	6.0	0	0	0	0
A. Dent	1	1	2	3	0.0	0.0	0	0	0	0

## TEXANS BIG DAYS AGAINST THE CHARGERS

**QB BROCK OSWEILER** threw a career-long 72-yard touchdown pass vs. San Diego as a member of the Denver Broncos on Jan. 1, 2016.

**P SHANE LECHLER** punted 10 times for 424 yards (42.4 avg.), including a 55-yard punt, and tied a career high by pinning five inside the 20-yard line vs. San Diego as a member of the Oakland Raiders on Sept. 3, 2000.

**LECHLER** also boomed a 73-yard punt vs. San Diego as a member of the Oakland Raiders on Sept. 28, 2003.

**NT VINCE WILFORK** recorded an interception and returned it 28 yards vs. San Diego as a member of the New England Patriots on Sept. 18, 2011.

**ILB BRIAN CUSHING** scored the first touchdown of his career when he intercepted Chargers QB Philip Rivers and returned it 18 yards for a touchdown at San Diego on Sept. 9, 2013.

## FORMER CHARGERS ON THE TEXANS

K Nick Novak (2011-14).

## FORMER TEXANS ON THE CHARGERS

Assistant Linebackers Coach **Bobby King** (2011-13).

## TEXANS WITH CALIFORNIA CONNECTIONS

ILB **Brian Cushing** (attended USC); RB **Tyler Ervin** (from San Bernardino, attended San Jose State); S **Eddie Pleasant** (from Compton); TE **Stephen Anderson** (from San Jose, attended California); Offensive Assistant **Pat O'Hara** (attended USC, from Santa Monica).

## CHARGERS WITH TEXAS CONNECTIONS

K **Josh Lambo** (attended Texas A&M); CB **Craig Mager** (from Luling, attended Texas State); S **Adrian Phillips** (from Garland, attended Texas); DT **Damion Square** (from Houston); P **Drew Kaser** (attended Texas A&M); RB **Kenneth Farrow** (from Hurst, attended Houston); Assistant Linebackers Coach **Bobby King** (attended Texas-El Paso).

## COLLEGE CONNECTIONS

Texans WR **DeAndre Hopkins** played at Clemson with Chargers T **Chris Hairston** (2010); Texans TE **Ryan Griffin** played at Connecticut with Chargers WR **Jeremy Davis** (2012); Texans OLB **Whitney Mercilus**, G **Jeff Allen** and FB **Jay Prosch** played at Illinois with Chargers DT **Corey Liuget** (2010); Texans RB **Alfred Blue** played at LSU with Chargers T **Joe Barksdale** (2010); Texans RB **Lamar Miller** played at Miami with Chargers WR **Travis Benjamin**, TE **Asante Cleveland** and G **Orlando Franklin** (2010); **Miller** also played at Miami with Chargers ILB **Denzel Perryman** (2011); Texans Assistant Special Teams Coach **Doug Colman** was on staff at Nebraska while Chargers C-G **Matt Slauson** played there (2008); Texans Linebackers Coach **Mike Vrabel** and Defensive Assistant **Shane Bowen** were on staff at Ohio State while Texans OLB **John Simon** and WR **Braxton Miller** and Chargers ILB **Joshua Perry** played there (2012); **Vrabel**, **Simon**, **Miller** and **Perry** were also at Ohio State while Chargers DE **Joey Bosa** played there (2013); Texans Head Coach **Bill O'Brien**, Secondary Coach **John Butler**, Offensive Quality Control/Assistant Offensive Line Coach **Tim Kelly**, Running Backs Coach **Charles London**, Director of Football Research **Jim Bernhardt** and Head Strength and Conditioning Coach **Craig Fitzgerald** were on staff at Penn State while Chargers CB **Trevor Williams** played there (2012); Texans Secondary Coach **John Butler** and Head Strength and Conditioning Coach **Craig Fitzgerald** were on staff at South Carolina while Texans DE **Jadeveon Clowney** and Chargers OLB **Melvin Ingram** played there (2011); Texans S **Andre Hal** played at Vanderbilt with Chargers CB **Casey Hayward** and C **Spencer Pulley** (2011); Texans G **Oday Aboushi** played at Virginia with Chargers WR **Dontrelle Inman** (2009-10); Texans T **Duane Brown** played at Virginia Tech with Chargers CB **Brandon Flowers** (2005-07); Texans Assistant Secondary Coach **Anthony Midget** was on staff at Virginia Tech while **Brown** and **Flowers** played there (2007); Texans LS **Jon Weeks** played at Baylor while Chargers Assistant Linebackers Coach **Bobby King** was on staff (2006-07); Texans P **Shane Lechler** played at Texas A&M while Chargers Defensive Backs Coach **Ron Milus** was on staff (1999); Texans Defensive Assistant **Shane Bowen** played at Georgia Tech while Chargers Defensive Line Coach **Giff Smith** was on staff (2006-08); **Bowen** then transitioned to a coaching role while **Smith** was on staff (2009); Texans DE **Brandon Dunn** played at Louisville while Chargers Quarterbacks Coach **Shane Steichen** was on staff (2010).

## PRO CONNECTIONS

Texans Offensive Line Coach **Mike Devlin** was on staff with the New York Jets while Chargers QB **Kellen Clemens**, S **Dwight Lowery** and C-G **Matt Slauson** played there (2009-10); Texans Special Teams Coordinator **Larry Izzo** played for the New York Jets with **Clemens**, **Lowery** and **Slauson** while **Devlin** was on staff (2009); Texans S **Quintin Demps** played in Philadelphia with Chargers T **King Dunlap** (2008-09); Texans Running Backs Coach **Charles London** was a pro scout for Philadelphia while **Dunlap** played there (2010); Texans G **Jeff Allen** (2012-13), S **Quintin Demps** (2013), Linebackers Coach **Mike Vrabel** (2009-10) and K **Nick Novak** (2008) played in Kansas City with Chargers CB **Brandon Flowers**; Texans Defensive Coordinator **Romeo Crennel** was on staff in Kansas City while **Flowers** played there (2010-12); **Allen** and **Flowers** also played in Kansas City with Chargers TE **Sean McGrath** (2013); **Allen** also played in Kansas City while Chargers Wide Receivers Coach **Nick Sirianni** was on staff (2012); Texans DE **Brandon Dunn** played in Chicago with Chargers C-G **Matt Slauson** while Chargers Assistant Defensive Backs Coach **Chris Harris** was on staff (2014); Texans P **Shane Lechler** played in Oakland with Chargers T **Joe Barksdale** (2011); Texans QB **Brock Osweiler** and T **Chris Clark** played in Denver with Chargers G **Orlando Franklin** (2012-14); **Osweiler** and **Clark** also played in Denver with Chargers WR **Isaiah Burse** (2014); **Osweiler** and **Clark** also played in Denver while Chargers Head Coach **Mike McCoy** and Defensive Coordinator **Ron Milus** were on staff (2012); **Clark** also played in Denver while Chargers Special Teams Coordinator **Craig Aukerman** was on staff (2010); Texans Defensive Line Coach **Anthony Weaver** (2014-15), QB **Brandon Weeden** (2012-13), CB **Robert Nelson** (2014) and S **Don Jones** (2012-13) were in Cleveland with Chargers WR **Travis Benjamin**; **Weeden** also played in Cleveland while Chargers Quarterbacks Coach **Shane Steichen** was on staff (2013); Texans G **Josh Walker** (2014-15) played in Green Bay with Chargers CB **Casey Hayward** (2014-15); Texans C **Tony Bergstrom** played in Oakland with Chargers ILB **Korey Toomer** (2015); Texans CB **Charles James** played in Baltimore with Chargers WR **Jeremy Butler** (2015); Texans Special Teams Coordinator **Larry Izzo** and Wide Receivers Coach **Sean Ryan** were on staff with the New York Giants while Chargers WR **Jeremy Davis** played there (2015); Texans DE **Antonio Smith** played in Arizona while Chargers Offensive Coordinator **Ken Whisenhunt** was the head coach (2007-08); Texans Running Backs Coach **Charles London** was on staff in Chicago with Chargers Linebackers Coach **Bob Babich** (2007-09); Texans ILB **Brian Peters** played in Minnesota while Chargers Offensive Line Coach **Jeff Davidson** was on staff (2015); Texans Defensive Coordinator **Romeo Crennel** was the head coach in Cleveland while **Davidson** was on staff (2005-06); **Crennel** and **Davidson** were on staff in New England while Texans Special Teams Coordinator **Larry Izzo** and Linebackers Coach **Mike Vrabel** played there (2002-04); Texans Offensive Line Coach **Mike Devlin** and Defensive Line Coach **Anthony Weaver** were on staff with the New York Jets with Chargers Assistant Offensive Line Coach **Dave DeGuglielmo** (2012); Texans Wide Receivers Coach **Sean Ryan** was on staff with the New York Giants with **DeGuglielmo** (2007-08).

# THE LAST TIME THEY MET...



**2013 WEEK 1: Houston 31 at San Diego 28**  
**59,522 • Qualcomm Stadium • San Diego, Calif. • Sept. 9, 2013**



## GAME SUMMARY

After a rough start and trailing by as many as three touchdowns, the Texans pulled off a thrilling 31-28 comeback victory, complete with a **Brian Cushing** pick-six, a fake punt, and a 41-yard field goal as time expired.

In the Monday night season opener at San Diego, **Matt Schaub** finished with 346 passing yards, three touchdowns and a quarterback rating of 110.0.

**Andre Johnson** topped the receiving corps with 146 yards on 12 receptions. The Houston tight ends came up big with three touchdowns, two to **Owen Daniels** and one to **Garrett Graham**.

**Arian Foster**, who did not play in the preseason, led in rushing with 57 yards on 18 carries and had six receptions for 33 yards. **Ben Tate** carried the ball nine times for 55 yards.

The rough start began on the very first play of the game, when Schaub's pass intended for Daniels was deflected and intercepted. Philip Rivers found the endzone on the very next play, connecting with **Ryan Mathews** on a 14-yard touchdown pass.

Despite the return of Foster, Houston's offense would remain scoreless until their third drive of the game when Daniels caught the first of his two touchdowns. A 1-yard pass from Schaub tied the score at 7-7 with 3:11 remaining in the first quarter.

The Chargers regained the lead with a 6-yard pass from Rivers to **Eddie Royal**. San Diego continued to roll, scoring 21 unanswered points.

With 4:57 remaining in the third quarter, the Texans orchestrated their comeback. Schaub connected with Graham for a touchdown on a 7-yard pass up the middle, cutting the Chargers' lead to two scores, 28-14.

Daniels caught his second score of the night, a 9-yard pass from Schaub with 14:44 remaining in the fourth quarter.

Cushing, on the heels of signing a six-year contract extension, came up big with the pick-six on an 18-yard interception, tying the score at 28.

**Randy Bullock**, who missed a 51-yard field goal earlier in the game, connected on a 41-yarder as time expired to give the Texans the 31-28 win. For his last-second heroics, Head Coach **Gary Kubiak** awarded Bullock with the game ball.

Bullock was perfect on all four point after tries, and drove four of his five kickoffs out for touchbacks.

It was the Texans' first-ever victory over San Diego.

## SCORING

SCORE BY PERIODS	1	2	3	4	OT	Total
Houston Texans	7	0	7	17	-	31
San Diego Chargers	7	14	7	0	-	28

## SCORING DRIVES

Team	Qtr	Time	Play Description (Extra Point) (Drive info)	HOU	SD
Chargers	1	14:45	R.Mathews 14 yd. pass from P.Rivers (N.Novak kick) (1-14, 0:05)	0	7
Texans	1	3:11	O.Daniels 1 yd. pass from M.Schaub (R.Bullock kick) (10-71, 5:51)	7	7
Chargers	2	12:24	E.Royal 6 yd. pass from P.Rivers (N.Novak kick) (12-80, 5:47)	7	14
Chargers	2	0:18	V.Brown 10 yd. pass from P.Rivers (N.Novak kick) (8-59, 1:43)	7	21
Chargers	3	10:42	E.Royal 1 yd. pass from P.Rivers (N.Novak kick) (8-80, 4:18)	7	28
Texans	3	4:57	G.Graham 7 yd. pass from M.Schaub (R.Bullock kick) (11-70, 5:45)	14	28
Texans	4	14:44	O.Daniels 9 yd. pass from M.Schaub (R.Bullock kick) (10-75, 3:46)	21	28
Texans	4	9:30	B.Cushing 18 yd. interception return (R.Bullock kick)	28	28
Texans	4	0:00	R.Bullock 41 yd. Field Goal (9-38, 3:53)	31	28

## TEAM STATISTICS

	TEXANS	CHARGERS
TOTAL FIRST DOWNS	26	14
THIRD DOWN EFFICIENCY	6-13-46%	7-14-50%
FOURTH DOWN EFFICIENCY	1-2-50%	1-1-100%
TOTAL NET YARDS	439	263
NET YARDS RUSHING	120	80
NET YARDS PASSING	329	183
PASS ATTEMPTS-COMPLETIONS-HAD INTERCEPTED	45-34-1	29-14-1
KICKOFFS Number-In End Zone-Touchbacks	5-5-4	5-5-1
PUNTS Number and Average	3-45.0	6-47.8
TOTAL RETURN YARDAGE (Not Including Kickoffs)	39	5
PENALTIES Number and Yards	7-73	7-55
FUMBLES Number and Lost	0-0	0-0
TOUCHDOWNS	4	4
EXTRA POINTS Made-Attempts	4-4	4-4
FIELD GOALS Made-Attempts	1-2	0-0
RED ZONE EFFICIENCY	3-3-100%	4-4-100%
GOAL TO GO EFFICIENCY	3-3-100%	3-3-100%
SAFETIES	0	0
POSSESSION	36:31	23:29

## INDIVIDUAL STATISTICS

**RUSHING (Att-Yds):** Houston, A. Foster 18-77, B. Tate 9-55, S. Keo 1-8. San Diego, R. Mathews 13-33, R. Brown 5-27, P. Rivers 1-18, L. McClain 1-2.

**PASSING (C-A-Y-I):** Houston, M. Schaub 34-45-346-1. San Diego, P. Rivers 14-28-195-1.

**RECEIVING (Rec-Yds):** Houston, A. Johnson 12-146, A. Foster 6-33, O. Daniels 5-67, D. Hopkins 5-66, G. Graham 4-27, B. Tate 2-7. San Diego, E. Roayl 3-24, A. Gates 2-49, R. Brown 2-24, R. Mathews 2-22, D. Woodhead 2-16, V. Brown 2-13, M. Floyd 1-47.

**SACKS (Sk-Yds):** Houston, D. Manning 1.0-6, W. Mercilus 1.0-6. San Diego, J. Johnson 1.0-6, D. Butler 0.5-5.5, D. Freaney 0.5-5.5.

**INTERCEPTIONS (Int-Yds):** Houston, B. Cushing 1-18. San Diego, C. Thomas 1-2.

**TACKLES (S-A-T):** Houston, W. Mercilus 5-0-5, D. Manning 5-0-5, B. Cushing 4-1-5, J. Mays 3-1-4, S. Keo 3-0-3, K. Jackson 3-0-3, J. Watt 2-1-3, E. Mitchell 2-1-3, J. Crick 1-2-3, J. Joseph 2-0-2, D. Swearingen 1-0-1, B. Reed 1-0-1. San Diego, B. Bird 10-4-14, D. Butler 9-4-13, E. Weddle 7-2-9, D. Cox 7-0-7, S. Wright 6-1-7, J. Johnson 5-1-6, J. Addae 4-0-4, R. Marshall 3-1-4, K. Reyes 2-1-3, M. Gilchrist 2-1-3, C. Thomas 1-2-3, L. English 1-1-2, C. Liuget 1-1-2, J. Patrick 1-0-1, J. Wynn 1-0-1, D. Freaney 0-1-1, K. Geathers 0-1-1.

**MISSED FIELD GOALS:** Houston, R. Bullock 51WL.

# PLAYER QUICK NOTES

## QUARTERBACKS (3)

**3 TOM SAVAGE** 6-4 230 3rd season Pittsburgh  
Was active but did not play in all 10 games in 2016...Spent the 2015 season on IR...Drafted by the Texans in the fourth round in 2014...Made NFL debut in the 4th quarter in Week 13 vs. TEN...Finished his rookie year 10-of-19 for 127 yards and an interception in two games...Enrolled at three different schools: Rutgers, Arizona and Pittsburgh, appearing in a total of 31 games (28 starts)...Completed 430-of-757 passes for 5,690 yards, 37 touchdowns and 19 interceptions...As a senior at Pitt, completed 238-of-389 passes (61.2%) for 2,958 yards, 21 touchdowns and nine interceptions.

**5 BRANDON WEEDEN** 6-4 230 5th season Oklahoma State  
Inactive in all 10 games in 2016...Fifth-year pro enters his second season with the Texans...Claimed off waivers by the Texans in November 2015 after playing in four games (three starts) with Dallas...As a rookie with the Browns, started 15 games and threw for 3,385 yards, a Browns rookie record, and 14 touchdowns while completing 57.4 percent of his passes...Started 20-of-23 games in Cleveland (2012-13).

**17 BROCK OSWEILER** 6-8 235 5th season Arizona State  
Led the Texans to a 6-4 record, while recording career highs in attempts, completions, yards and touchdowns...Has four multiple-touchdown games in 2016...Overcame a 14-point deficit and led the team on three scoring drives in the 4th quarter/overtime to defeat the Colts, 26-23, in Week 6...Signed by the Texans on March 11, 2016...A fifth-year quarterback who spent four seasons (2012-15) with Denver...Led Broncos to a 5-2 record in seven starts in 2015, completing 170-of-275 passes (61.8%) for 1,967 yards, 10 touchdowns and six interceptions (86.4 rtg.).

## WIDE RECEIVERS (5)

**10 DeANDRE HOPKINS** 6-1 215 4th season Clemson  
Surpassed 4,000 receiving yards in Week 10 at JAX...Passed Andre Johnson for most rec. yards in first 4 seasons of a career in team history...Tied for team lead with three receiving touchdowns in 2016...Started all 16 games in 2015 and set career highs with 111 receptions, 1,521 yards, six 100-yard receiving games and a franchise-record 11 receiving touchdowns...At 23 years, 169 days old, became the third-youngest player in NFL history to reach 200 career receptions and 3,000 career receiving yards, behind only WR Larry Fitzgerald (23 years, 108 days) and WR David Boston (23 years, 126 days)...238 yards receiving vs. Tennessee on 11/30/14, second on franchise all-time list...Currently the Texans all-time leader in yards per reception at 14.1...289 receptions for 4,073 yards and 22 touchdowns in career...2015 Pro Bowl and AP NFL All-Pro Second Team...2013 PFWA All-Rookie Team...27th overall pick in 2013.

**11 JAELEN STRONG** 6-2 205 2nd season Arizona State  
Made a 36-yard catch in overtime to set up the game-winning field goal in Week 6 vs. IND...Season-high 5 receptions in back-to-back weeks (4-5)...Drafted by the Texans in the third round (70th overall) in 2015...Became the first player in Texans history to score two receiving touchdowns in his first career game (10/8/15)...Passed DeAndre Hopkins (2 in 2013) for the 3rd-most receiving touchdowns by a rookie in team history...Saw action in 26 career games in two seasons at Arizona State, recording 157 receptions for 2,287 receiving yards and 17 touchdowns...His career receptions total ranks fifth all-time in school history.

**12 KEITH MUMPHERY** 6-0 210 2nd season Michigan State  
Played in five games and inactive in five games in 2016...Drafted by the Texans in the fifth round (175th overall) in 2015...As a rookie, played in all 16 games (3 starts), averaged 24.1 yards per kickoff return and 7.8 yards per punt return...3-year starter at flanker and 4-year letterwinner at Michigan State, who recorded 88 catches for 1,348 yards (15.3 avg.) and 7 touchdowns in 54 career games (26 starts).

**13 BRAXTON MILLER** 6-1 205 Rookie Ohio State  
Played in eight games (four starts) and inactive in two games in 2016...Set career highs with 5 receptions for 26 yards and scored his first career TD in Week 11 at OAK...Selected by the Texans in the third round (85th overall) of the 2016 NFL Draft out of Ohio State...Holds the school record with 88 total touchdowns while also finishing with 8,609 yards of total offense (2nd at Ohio State), 3,314 rushing yards (No. 6) and 33 rushing touchdowns, 5,295 yards passing (No. 8) and 52 touchdowns (No. 4)...Most individual awards in Big Ten history (7).

**15 WILL FULLER V** 6-0 180 Rookie Notre Dame  
26 receptions for 389 yards and two TDs in 2016...Ranks fourth among NFL rookies in receiving yards in 2016...Became first player in Texans history with a receiving touchdown and punt return touchdown in a single game in Week 4 vs. TEN...Became the 3rd rookie and 1st first-round rookie in NFL history to open his career with two 100-yard receiving games...Selected by the Texans with the 21st pick in the first round of the 2016 NFL Draft...Had 144 catches for 2,512 receiving yards and 30 touchdowns in his Fighting Irish career...Finished second to Michael Floyd (37) for most receiving touchdowns in school history.

## RUNNING BACKS/FULLBACKS (6)

**26 LAMAR MILLER** 5-10 220 5th season Miami (Fla.)  
Fifth in NFL in rushing yards (824) in 2016...Three 100-yard rushing games in 2016...Scored a rushing and receiving touchdown and rushed for a season-high 149 yards in Week 6 vs. IND...Ran for 106 yards on a career-high 28 attempts in Week 1 vs. CHI...Signed by the Texans on March 11, 2016 after playing four seasons with the Dolphins...Third in the NFL with 2,795 rushing yards over the past three seasons (2014-16)...Fourth among all NFL running backs in scrimmage yards since 2014 with a total of 3,600 (2,795 rushing & 805 receiving)...Career totals of 3,754 rushing yards on 830 attempts with 22 touchdowns.

**28 ALFRED BLUE** 6-2 225 3rd season LSU  
Averaging 4.9 yards per carry on 46 attempts for a total of 225 rushing yards in 2016...As a rookie in 2014, became the first player in franchise history with a rushing, receiving and return touchdown in the same season...Set the franchise record for carries in a game (36) on 11/16/14...In 2015, played in all 16 games (nine starts) for the second straight year and set single-season career highs in rushing yards (698), carries (183) and 100-yard rushing games (3), while tying his personal-best in rushing touchdowns (2)...Drafted by the Texans in the sixth round in 2014.

**33 AKEEM HUNT** 5-10 200 2nd Season Purdue  
Signed to the active roster from the practice squad on Nov. 12...In his season debut in Week 10 at JAX, set career highs with eight rushes for 52 yards, averaging 6.5 yards per carry...Logged career-long 39-yard kickoff return in Week 11 at OAK...Spent the first 8 games of the season on the practice squad...Career totals at Purdue included 371 rushes for 2,035 yards (5.5-yard avg.) and 11 TDs, 100 receptions for 841 yards and 6 TDs, and 74 kickoff returns for 1,747 yards (23.6-yard average) and 6 TDs.

**34 TYLER ERVIN** 5-10 185 Rookie San Jose State  
Averaging 10.6 yards on punt returns and 18.8 yards on kickoff returns in 2016...Posted season-long 57-yard punt return in Week 10 at JAX...Selected by the Texans in the fourth round (119th overall) of the 2016 NFL Draft...San Jose State career record holder for all-purpose yardage (6,146), kickoff return yardage (2,374), kickoff returns (101), kickoff returns for a touchdown (3), combined punt and kickoffs returned for touchdowns (5), most touchdowns of 80 yards or more (6) and most touchdowns of 70 yards or more (8).

**41 JONATHAN GRIMES** 5-10 210 4th season William & Mary  
Played in four games and inactive for six in 2016...Has played in 45 career games (one start)...Became the third player in Texans history to score a rushing and receiving touchdown in the same game vs. Jacksonville (1/3/16)...In 2015, totaled career highs with 56 carries for 282 yards, in addition to 26 receptions for 173 yards.

**45 JAY PROSCH (FB)** 6-1 255 3rd season Auburn  
Played in 10 games (1 start) in 2016...Recorded first start of the season and first career kickoff return (10 yards) in Week 8 vs. DET...Played in all 16 games in 2015 (two starts)...Started 30-of-51 games in a collegiate career that first began at Illinois (2010-11) and completed at Auburn (2012-13)...Blocked for the nation's No. 1 rushing offense (328.3 yards per game) in 2013.

## TIGHT ENDS (3)

**84 RYAN GRIFFIN** 6-6 265 4th season Connecticut  
In 10 games (3 starts) in 2016, has career highs of 30 catches for 253 yards...Caught his first TD of the season in Week 10 at JAX...Caught a 45-yard pass in Week 4 vs. TEN, the third-longest catch by a tight end in Texans history...Set a single-game career-high with 8 receptions for 52 yards in Week 3 at NE...Holds career marks of 79 receptions for 839 yards and 5 touchdowns in 50 games (17 starts)...Had four catches for a career-high 72 yards and a touchdown vs. New Orleans (11/29/15)...7th-highest rookie receiving total in franchise history...Sixth-round pick by the Texans in 2013.

**87 C.J. FIEDOROWICZ** 6-5 265 3rd season Iowa  
In 10 games (all starts) in 2016, set career highs with 35 receptions for 387 yards and 3 touchdowns...Career-high 6 catches for 85 yards and a TD in Week 6 vs. IND...Texans' third-round pick (65th overall) in the 2014 NFL Draft...Played in all 16 games in 2015 (14 starts) and registered 17 receptions for 167 yards and a TD...At Iowa, started 20-of-51 games he appeared in, catching 91 passes for 899 yards (9.9 avg.) and 10 TDs...Closed out his career with at least one reception in his last 31 games, the second-longest streak for any active tight end in the FBS.

**89 STEPHEN ANDERSON** 6-2 235 Rookie California  
Has totaled 9 receptions for 78 yards and a TD in 7 games in 2016...Inactive for three games...Caught his first career TD in Week 10 at JAX...Signed by the Texans as a college free agent on May 5, 2016...Played in 37 collegiate games (25 starts) in four seasons (2012-15) at California...Finished his career with 101 receptions for 1,260 yards receiving and 7 touchdowns...Cal's Ken Cotton Award as the team's Most Courageous Player as a junior and senior.

# PLAYER QUICK NOTES

## TACKLES (3)

**63 KENDALL LAMM** 6-6 310 2nd season Appalachian State  
Played in nine games (three starts) in 2016...Has appeared in 24 career games, making seven starts...Signed by the Texans as a college free agent on May 8, 2015... Played in 15 games with four starts in his rookie season...Also saw action in the AFC Wild Card game vs. Kansas City (1/9/16)...As a senior at Appalachian State in 2014, earned All-Sun Belt Conference first-team honors after recording 46 knockdowns and allowing only 2.0 sacks over a team-high 817 snaps.

**74 CHRIS CLARK** 6-5 305 7th season Southern Miss.  
Filled in for Duane Brown and started at LT in the first 4 games of the season...Also started 3 games at RT in 2016...Traded to the Texans on Aug. 31, 2015...Re-signed with the Texans on March 10, 2016...A 7th-year tackle who has appeared in 90 games (39 starts) with Houston (2015-16) and Denver (2010-14) after two years on Minnesota's practice squad...Started 14 regular season games and 3 playoff contests at LT in 2013 as part of an offensive line that allowed the fewest sacks (20) in the NFL.

**76 DUANE BROWN** 6-4 315 9th season Virginia Tech  
Made first start of season in Week 5 at MIN after being inactive for first four games in 2016...Garnered All-Pro honors in 2011 and 2012 and Pro Bowl honors following the 2012 and 2013 seasons at left tackle...Has blocked for five 1,000-yard rushers and was a part of a top-10 offense in 4 of his first 5 years in the league...Ranks third on the franchise's all-time games played list and second on the franchise's all-time games started list (126)...Has been called for holding just seven times in his career...Currently the longest-tenured Texan on the active roster (drafted in 2008).

## GUARDS (4)

**71 XAVIER SU'A-FILO** 6-4 320 3rd season UCLA  
Started at LG in all 10 games in 2016...Selected by the Texans in the second round of the 2014 NFL Draft (33rd overall pick)...Has played in 34 career games with 20 starts (one playoff start)...Started all 40 games that he suited up for at UCLA...Returned to UCLA in 2012 after serving two years on an LDS mission to Alabama and Florida.

**73 JOSH WALKER** 6-5 328 2nd season Middle Tenn. St.  
Signed to the active roster from the practice squad on Nov. 8...Inactive for two games in 2016...Has played in 13 career games, all with Green Bay in 2015...Signed to the Texans practice squad on Oct. 27...Entered the NFL as a Colts college free agent on May 11, 2014.

**78 ODAY ABOUSHI** 6-5 315 4th season Virginia  
Started his first game of the season at RG in Week 6 vs. IND...Inactive in 8 games and was active but did not play in 1 game in 2016...Played in seven games in 2015, making five starts for the Texans after being claimed off waivers from the N.Y. Jets on Sept. 16...Played under current Texans Offensive Line Coach Mike Devlin with the N.Y. Jets from 2013-14...Fifth-round pick of the N.Y. Jets in the 2013 NFL Draft.

**79 JEFF ALLEN** 6-4 325 5th season Illinois  
Started at RG in 9 games and was inactive for 1 in 2016...Signed by the Texans as an unrestricted free agent on March 11, 2016...5th-year offensive lineman has played in 53 games (45 starts) at left guard, right guard and right tackle...Has also started three postseason contests at left guard...Spent previous four seasons with the Kansas City Chiefs.

## CENTERS (2)

**65 GREG MANCZ** 6-4 310 2nd season Toledo  
Started at C in all 10 games in 2016...Signed by the Texans as a rookie free agent on May 8, 2015...Played in three regular season games in his rookie season...Was placed on Injured Reserve on Nov. 3, 2015...Played four seasons (2011-14) at the University of Toledo and was named second-team All-America by the Football Writers Association of America (FWAA).

**68 TONY BERGSTROM** 6-5 310 5th season Utah  
Played in 9 games in 2016...Played four seasons with the Raiders, appearing in 25 games (four starts) before being signed by Houston on March 11, 2016...Appeared in all 16 games in 2015 for the first time in his four-year NFL career...Played four seasons (2008-11) at the University of Utah, starting his final 38 games at right tackle for the Utes.

## DEFENSIVE ENDS (5)

**90 JADEVEON CLOWNEY** 6-5 270 3rd season South Carolina  
Tied for 2nd in the NFL with career-high 12 TFLs in 2016...Also has 39 total tackles (33 solo), 3.0 sacks, career-high 11 QB hits and 1 pass defended...Career-high 4 TFLs in Week 5 at MIN...Played in 13 games (9 starts) during the 2015 season, recording 40 tackles, 8 quarterback hits, 8 tackles for loss, 4.5 sacks and a forced fumble... Totaled a single-game career-high 2.0 sacks to go along with 7 tackles (4 solo) vs. NE (12/13/15)...Selected by teammates as the 2015 Ed Block Courage Award winner...2-time All-American at South Carolina...6th in Heisman balloting in 2012.

**92 BRANDON DUNN** 6-2 310 2nd season Louisville  
Career-high 3 tackles in Week 7 at DEN...Signed to the active roster from the practice squad on Oct. 19...Originally signed to Texans active roster from the Bears practice squad in 2015...Appeared in the final 12 regular season games and one postseason game for Houston in 2015...Collegiate totals of 101 tackles, 3.0 sacks, 2 FRs and 2 PDs at Louisville (2010-13).

**93 JOEL HEATH** 6-6 300 Rookie Michigan State  
Played in 6 games (2 starts) and was inactive for 4 games in 2016...Made his first two career starts at LDE in Weeks 10-11...Signed by the Texans as a college free agent on May 5, 2016...In four years at Michigan State (2012-15), had 60 career tackles, including 10.5 for losses and 4.5 sacks...Collected six tackles in two bowl games (2015 Cotton, 2015 College Football Playoff Semifinal at Cotton Bowl).

**94 ANTONIO SMITH** 6-3 290 12th season Oklahoma St.  
Signed by the Texans as a free agent on Sept. 28...Picked up a half-sack and 2 QBHs in Week 5 at MIN...12-year NFL veteran with Arizona (2004-08), Houston (2009-13, 2016), Oakland (2014) and Denver (2015)...Holds career totals of 313 tackles (237 solo), 47.5 sacks, 138 quarterback hits, 55 tackles for loss, 11 forced fumbles, 11 fumble recoveries and 10 passes defended.

**95 CHRISTIAN COVINGTON** 6-2 305 2nd season Rice  
Played in all 10 games (4 starts) in 2016...Career-high five tackles, including one for loss, in Week 5 at MIN...Made the first start of his career in Week 4 vs. TEN...Selected by the Texans in the sixth round (216th overall) of the 2015 NFL Draft...Played in all 16 games in 2015, recording 8 total tackles, 4 TFLs, 4 QB hits and 2.0 sacks...First-team All-Conference-USA pick by league coaches as well as Dave Campbell's Texas Football's All-Texas College second team in 2013.

## NOSE TACKLES (2)

**75 VINCE WILFORK** 6-2 325 13th season Miami (Fla.)  
Season-high 7 tackles in Week 3 at NE...Signed by the Texans as an unrestricted free agent on March 17, 2015 after spending 11 seasons with the Patriots...For his career, hold totals of 183 games played (173 starts), 555 tackles (364 solo), 16.0 sacks, 3 INTs, 36 QB hits, 29 TFLs, 12 fumble recoveries, 4 forced fumbles and 27 passes defended...Served as a defensive co-captain for seven straight seasons (2008-14) with the Patriots...Has been a part of a top-10 defense in points allowed 10 times (2004, 2006-10, 2012-15)...Holds a 137-46 (.749) career regular season record...Member of the first team in NFL history to complete a 16-0 regular season (2007 Patriots)... Won 2 Super Bowls (XXXIX, XLIX) and 4 AFC Championships (2004, '07, '11, '14)... First-team All-Pro (2012)...Second-team All-Pro 4 times (2007, 2009-11)...Named to the Pro Bowl 5 times (2007, 2009-12)...Named to Patriots 50th Anniversary Team.

**98 D.J. READER** 6-3 335 Rookie Clemson  
Totaled 12 tackles, 2 TFLs and 1.0 sack in 10 games played (2 starts) in 2016... Started his first game at NT in Week 10 at JAX and recorded his first career sack... Made his first career start at LDE in Week 8 vs. DET...Selected by the Texans with the 29th pick in the fifth round (166th overall) of the 2016 NFL Draft...Played four seasons at Clemson (2012-15), recording 145 tackles, nine tackles for loss, 5.0 sacks and 24 quarterback pressures in 1,087 snaps over 46 games (10 starts) in his career...Earned a share of defensive player of the game honors from coaches during 2015 National Championship.



# PLAYER QUICK NOTES

## OUTSIDE LINEBACKERS (2)

**51 JOHN SIMON** 6-1 260 4th season **Ohio State**  
Second on team with career-high 50 tackles to go along with 3.5 sacks, 10 QB hits, career-high 4 TFLs, 2 PDs and 1 FF in 2016...Career-high 9 tackles in Week 6 vs. IND...Appeared in all 16 games in 2015 (8 starts), finishing the year with 49 tackles, 5.0 sacks, 11 QB hits, 3 TFLs and 1 FR...Signed by the Texans off the Ravens practice squad on Oct. 7, 2014...Registered a sack, tackle and a special teams tackle vs. Indianapolis in his Texans debut.

**59 WHITNEY MERCILUS** 6-4 265 5th season **Illinois**  
Tied a single-season career-high with his 2nd FR of the year in Week 10 at JAX...Career-high 5 QBHs in Week 5 at MIN...Named AFC Defensive Player of the Week after recording his 3rd straight multi-sack game (including postseason) in Week 1 vs. CHI...Re-signed with the Texans on May 5, 2015...Appeared in all 16 games (10 starts) in 2015, recording 50 tackles, 16 QB hits, 14 TFLs, 12.0 sacks, a forced fumble and a fumble recovery...Ranks 3rd in franchise history with 34.5 sacks...Became the 1st player in franchise history and the 5th player in the NFL since 1982 to post two games with 3.5-or-more sacks in a season (2015)...Named AFC Defensive Player of the Month for December 2015...Recorded the most sacks (3.0) in a postseason game in Texans history (Wild Card Game vs. Kansas City, 1/9/16)...2012 first-round pick.

## INSIDE LINEBACKERS (5)

**50 AKEEM DENT** 6-1 250 6th season **Georgia**  
Played in all 10 games in 2016...Played in 12 games (two starts) and registered 10 tackles (seven solo), two quarterback hits, one tackle for loss and eight special teams tackles in 2015...Re-signed with the Texans in March 2015...Acquired in a trade from Atlanta on June 19, 2014...148 tackles and 2.5 sacks in his career.

**52 BRIAN PETERS** 6-4 240 2nd season **Northwestern**  
Tied for second on the team with 6 special teams tackles in 2016...Played in six games and inactive for four...Spent time in 2015 with the Vikings before signing with the Texans in September...Tied for the NFL lead with 17 special teams tackles in 2015...Played one season with the Arena Football League's Iowa Barnstormers (2012) before spending two seasons with the Canadian Football League's Saskatchewan Roughriders (2013-14), where he won a CFL title.

**53 MAX BULLOUGH** 6-3 245 2nd season **Michigan State**  
Tied for second on the team with 6 special teams tackles in 2016...Tied for team lead with 2 special teams tackles in Week 6 vs. IND...Career-high 5 solo tackles and 1 TFL in Week 1 vs. CHI...Signed to the Texans active roster on Sept. 30, 2015...Played in 13 games in 2015 (one start) and recorded 16 tackles (10 solo), one TFL and 14 special teams tackles...Career-high seven tackles (three solo) on defense and one tackle on special teams vs. Tennessee (11/1/15).

**55 BENARDRICK MCKINNEY** 6-4 260 2nd season **Mississippi State**  
Tied for 7th in NFL and leads the team with career-high 89 tackles in 2016...Also has a career-high 3.0 sacks...Has posted three 10-tackle games...Career-high 16 tackles and 1.0 sack in Week 3 at NE...Drafted by the Texans in the second round (43rd overall) in 2015...Played in 14 games in 2015, making 11 starts including one postseason start...Finished the year with 58 total tackles (35 solo, 23 asst.), 7 TFLs and 1.0 sack...Finished second on the team with 9 tackles, including 4 solo stops in the Wild Card Game vs. Kansas City (1/9/16).

**56 BRIAN CUSHING** 6-3 255 8th season **USC**  
Played in 8 games and was inactive for two in 2016...Tied for 4th on the team with 37 tackles...Started all 16 games in 2015 and recorded a team-high 110 tackles...Led Houston in tackles in 2009, 2011 and 2015, and ranks second in franchise history with 620 career tackles...9th in team history with 12.0 career sacks...17 career double-digit tackle games...AP All-Pro 2nd Team (2009, '11)...AP Defensive Rookie of the Year (2009)...Pro Bowl Selection (2010)...2011 Texans Team MVP...Drafted by the Texans with the 15th overall pick in the 2009 NFL Draft.

## CORNERBACKS (5)

**21 A.J. BOUYE** 6-0 190 4th season **Central Florida**  
Leads team with 10 PDs in 2016, which ties a career-high...Notched 1st INT of the season in Week 11 at OAK...Career-high 11 tackles and 2 PDs in Week 7 at DEN...Tied career-high with 3 PDs in Week 4 vs. TEN...First career sack in Week 1 vs. CHI...Played in 15 regular season games in 2015 (2 starts) and totaled 14 solo tackles, 6 PDs, 2 INTs and 2 ST tackles...Signed by the Texans on May 10, 2013 and re-signed as a restricted free agent in March 2016.

**24 JOHNATHAN JOSEPH** 5-11 185 11th season **South Carolina**  
Has played in 153 career games (143 starts), recording 586 total tackles (500 solo), 157 passes defended, 26 interceptions, 6 forced fumbles and 6 fumble recoveries...Since he entered the NFL in 2006, ranks first among active players in passes defended...Signed by the Texans as an unrestricted free agent on July 29, 2011...His 12 interceptions with the Texans rank third in franchise history...AP Second-Team All-Pro (2011)...Two-time Pro Bowl selection (2012, '13)...Led the Texans and set a single-season career-high with 22 passes defended in 2015, topping his previous best of 20 in 2006 and 2009 with Cincinnati.

**25 KAREEM JACKSON** 5-10 185 7th season **Alabama**  
Returned an INT for a TD in Week 10 at JAX...Season-high 7 tackles in Week 3 at NE...2010 first-round pick who has started 89-of-94 games in his career...Tied for first in team history with 13 career interceptions...In 2015, played in 12 games (10 starts) and contributed with a career-high 58 tackles (52 solo), 6 passes defended, 2 INTs, including one returned for a TD, 1 forced fumble, 1 fumble recovery and 1 TFL...Third in team history with 61 career passes defended...Re-signed by the Texans on March 9, 2015.

**31 CHARLES JAMES** 5-9 185 3rd season **Charleston Southern**  
Tied for second on the team with career-high 6 special teams tackles...Career-high 7 defensive tackles in Week 5 at MIN...Started 2015 on the Ravens' practice squad after spending training camp with the Texans...Signed to Texans active roster prior to Week 6...Played in 9 games and made first career start in 2015...Re-signed with the Texans in March 2016.

**32 ROBERT NELSON** 5-10 170 2nd season **Arizona State**  
Leads the team with career-high 7 special teams tackles...Intercepted Colts QB Andrew Luck in his first game of the season in Week 6 vs. IND...Signed to the active roster from the practice squad on Oct. 13...Spent most of 2015 on the Cardinals practice squad and active roster before being signed to the Texans practice squad in Dec. 2015...In 2014, appeared in 7 games for the Browns while playing mostly on special teams...Registered 73 tackles, nine interceptions and two fumble recoveries in 27 games (14 starts) in two seasons (2012-13) at Arizona State.

## SAFETIES (5)

**20 DON JONES** 5-11 195 4th season **Arkansas State**  
In 4 games with the Texans in 2016, has 5 special teams tackles...Signed as a free agent on Oct. 19...Played in four games for Cleveland in 2016 before being waived on Oct. 4...In 51 career games, has totaled 34 special teams tackles and one forced fumble...Drafted by the Dolphins in the 7th round (250th overall) in 2013.

**27 QUINTIN DEMPS** 5-11 210 9th season **Texas El-Paso**  
Started 7 games and inactive for 3 in 2016...First INT of the season in Week 4 vs. TEN...Notched a forced fumble in Week 2 vs. KC...5th season with the Texans (2010-12, 2015-16)...Previously played with Eagles (2008-09), Chiefs (2013) and Giants (2014)...Has 13 career interceptions and 10 since 2013...Recorded a career-high 61 tackles in 2015...Has played in 9 postseason games with 3 starts.

**29 ANDRE HAL** 5-10 195 3rd season **Vanderbilt**  
Notched first sack of his career in Week 6 vs. IND...Recorded 2nd straight reg. season game with an INT in Week 1 vs. CHI...Played in all 16 games and made 11 starts at safety in 2015 after transitioning from corner...Led the team with four interceptions, which tied for the 2nd-highest single-season total by a safety in Texans history...Also posted career highs with 34 tackles (26 tackles), 10 passes defended and 1 TFL...In his first career start at safety, recorded the first two INTs of his career, including one returned for a TD, at JAX (10/18/15).

**35 EDDIE PLEASANT** 5-10 200 4th season **Oregon**  
Notched first career TFL in Week 10 at JAX...Tied career-high with 2 passes defended in Week 5 at MIN...Played in 8 games and inactive for 2 in 2016...Played in all 16 games in 2015 and posted career highs in tackles (28), interceptions (2) and passes defended (6)...Enjoyed his first full season on the active roster in 2013 after spending the first 14 weeks of the 2012 season on the practice squad...Originally signed with the Texans on May 14, 2012.

## SAFETIES CONT.

**43 COREY MOORE** **6-2 200 1st season** **Georgia**  
 Played in all 10 games (3 starts) in 2016...Career-high 2 PDs in Week 8 vs. DET...  
 Made first start of his career and tallied career-high 4 tackles in Week 6 vs. IND...  
 Signed to the Texans practice squad on Sept. 8, 2015 and elevated to active roster on  
 Dec. 29...Played in 12 games (6 starts) as a senior at Georgia in 2014, compiling 26  
 tackles (20 solo)...Recorded 2 career INTs in college and received the Erskine "Erk"  
 Russell Football Scholarship.

## SPECIALISTS (3)

**8 NICK NOVAK (K)** **6-0 200 9th season** **Maryland**  
 Scored 79 points on 21-of-26 (80.8%) FGs and 16-of-17 PATs in 2016...Made game-  
 winning 33-yard field goal in overtime in Week 6 vs. IND...Tied a career-long with a  
 53-yard field goal in Week 4 vs. TEN...Scored 13 points in Week 2 vs. KC, his 5th  
 straight reg. season game with 10-plus points...Signed by the Texans on Sept. 29,  
 2015...Connected on 18-of-21 FGs with a long of 51 yards (made 29-of-31 PATs) in  
 2015...Played for the Cowboys, Redskins, Cardinals, Chargers, Chiefs and Jets, as  
 well as the Cologne Centurions and Florida Tuskers, before joining the Texans...Made  
 two 50-plus-yard field goals in a game for the first time in his career vs. Jacksonville  
 (1/3/16)...Has made 159-of-194 (82.0%) field goal attempts in his career.

**9 SHANE LECHLER (P)** **6-2 230 17th season** **Texas A&M**  
 Top career gross punting average in NFL history at 47.5...Fastest player in NFL history  
 to reach 50,000 yards punting (1,051 punts) and is just 1-of-6 players with 50,000-plus  
 yards punting...Six-time All-Pro (2000, 2003-04, 2008-10)...7-time Pro Bowler (2001,  
 '04, '07-11)...Has played in 232 consecutive games, the longest active streak in the  
 NFL...Passed P Sean Landeta (60,706) for the second-most career punting yards in  
 the NFL since 1939...Signed by the Texans as an unrestricted free agent on March  
 23, 2013 after 13 seasons in Oakland...Set franchise record with 47.6 gross punting  
 average in 2013.

**46 JON WEEKS (LS)** **5-10 250 7th season** **Baylor**  
 Has played in 106 consecutive career reg. season games (every game of his car-  
 eer)...Has handled 1,013 extra point, field goal and punt snaps and has contributed  
 with 23 special teams tackles...Named to the 2015 Pro Bowl...Has appeared in all four  
 of Houston's playoff games...Signed with the Texans as an unrestricted free agent on  
 March 23, 2013 after 13 seasons in Oakland...Set franchise record with 47.6 gross punting  
 average in 2013.

## THIRD IN FIVE

The Texans clinched their third AFC South Division title in franchise history and first since 2012 with a win over the Jacksonville Jaguars in Week 17 of 2015. The division title marked the team's third in the last five years, which ranks tied for fourth in the NFL during that span.

### MOST DIVISION TITLES SINCE 2011

Rank	Team	Division	Titles
1t	Denver	AFC West	5
1t	New England	AFC East	5
3	Green Bay	NFC North	4
4t	Houston	AFC South	3
4t	Carolina	NFC South	3

## WINNING IN THE DIVISION

The Texans recorded a 5-1 record against AFC South opponents in 2015, which tied for the team's best single-season mark against divisional opponents in franchise history. The Texans also won all three of their road games against Indianapolis, Jacksonville and Tennessee in 2015 for the first time.

### TEXANS BEST SINGLE-SEASON RECORDS AGAINST AFC SOUTH OPPONENTS

Rk	Year	W	L	Win %
1t	2015	5	1	.833
1t	2012	5	1	.833
3t	2004	4	2	.667
3t	2014	4	2	.667
3t	2011	4	2	.667

## COMEBACK KIDS

On a night when The Band Perry performed their new song "Comeback Kid" at halftime, the Texans overcame a 14-point fourth-quarter deficit and scored two touchdowns in the final 2:37 of their Week 6 game against Indianapolis (10/16). Houston went on to defeat the Colts in overtime, 26-23, on Sunday Night Football.

In the fourth quarter and overtime, QB Brock Osweiler connected on 14-of-17 passes for 180 yards, two touchdowns, no interceptions and a 150.0 passer rating to complete the comeback. He found RB Lamar Miller and TE C.J. Fiedorowicz in the end zone in the fourth quarter, while K Nick Novak made the game-winning 33-yard field goal in overtime.

The 14-point deficit overcome tied for the fourth-largest margin in Texans history. Below are the largest comeback victories in franchise history:

### LARGEST COMEBACK VICTORIES, TEXANS HISTORY

Deficit Overcome	Opponent	Date	Final
21	at San Diego	9/9/13	31-28
18	vs. Tennessee	11/28/04	31-21
17	at Washington	9/19/10	30-27 OT
<b>14, five times, last:</b>	<b>vs. Indianapolis</b>	<b>10/16/16</b>	<b>26-23 OT</b>

## SETTING SACK RECORDS

The Texans set franchise single-season (45.0) and single-game (8.0) records for sacks in 2015. Houston closed out the regular season with 8.0 sacks in Week 17 against Jacksonville, led by OLB Whitney Mercilus (3.5) and DE J.J. Watt (3.0), to set both team records.

### MOST DEFENSIVE SACKS IN A SEASON, TEXANS HISTORY

Rk	Year	Sacks
1	2015	45.0
2t	2011	44.0
2t	2012	44.0
4	2014	38.0
5	2005	37.0

### MOST DEFENSIVE SACKS IN A GAME, TEXANS HISTORY

Rk	Date, Opp.	Sacks
1	1/3/16 vs. JAX	8.0
2t	11/1/15 vs. TEN	7.0
2t	11/27/11 at JAX	7.0
2t	11/27/05 vs. STL	7.0

## LIMITED CONNECTIVITY

The Texans rank seventh in the NFL in lowest opponent completion percentage (61.2) in 2016. Under Defensive Coordinator Romeo Crennel (2014-16), Houston ranks second in the league in opponent completion percentage (59.3).

### LOWEST OPP. COMPLETION PERCENTAGE, 2016

Rk	Team	Opp. Comp.	Opp. Att.	Opp. Comp. %
1	Denver	193	344	56.1
2	Philadelphia	196	340	57.6
3	Minnesota	212	366	57.9
4	N.Y. Giants	243	413	58.8
5	Arizona	196	330	59.4
6	Miami	208	343	60.6
7	Houston	197	322	61.2

### LOWEST OPP. COMPLETION PERCENTAGE, 2014-16

Rk	Team	Opp. Comp.	Opp. Att.	Opp. Comp. %
1	Kansas City	900	1,527	58.9
2	Houston	886	1,494	59.3
3	Buffalo	888	1,492	59.5

# DEFENSIVE PLAYER NOTES

## GET OFF THE FIELD

Houston led the NFL in third down defense in 2015 with a 28.5 percent age, which was the lowest single-season mark in franchise history by 4.5 percent. It was also the lowest opponent third down percentage by any NFL team since the 2003 Tennessee Titans (27.7%).

In 2016, Houston ranks eighth in the NFL (37.3%) in third down percent age allowed. Under Defensive Coordinator **Romeo Crennel** (2014-16), the Texans lead the league in third down defense with a 32.7 percentage.

Below is a look at how the Texans rank among the rest of the NFL:

### LOWEST OPP. 3RD DOWN PERCENTAGE, 2014-16

Rk	Team	Opp. Conv.	Opp. Att.	Opp. 3rd Down %
1	Houston	185	566	32.7
2	Denver	214	589	36.3
3	Arizona	209	566	36.9
4	Los Angeles	211	571	37.0
5	Oakland	213	569	37.4

### LOWEST OPP. 3RD DOWN PERCENTAGE, SINGLE SEASON, TEXANS HISTORY

Rk	Year	Opp. Conv.	Opp. Att.	Opp. 3rd Down %
1	2015	61	214	28.5
2	2012	71	215	33.0
3	2014	74	218	33.9
4	2013	75	217	34.6
5	2002	83	234	35.5

## HIGH FIVE

CB **Johnathan Joseph** set a single-season career-high and ranked fourth in the NFL with 22 passes defended in 2015. He also tied a single-game career-high with five passes defended in Week 3 against Tampa Bay (9/27/15). The last time he recorded that many was against Baltimore on Nov. 8, 2009 while he played for Cincinnati. Joseph's five passes de fensed also tied for the second-most in a single game in Texans history.

### MOST PASSES DEFENSED BY JOSEPH IN A SEASON

Rk	Year	PDs
1	2015	22
2t	2006	20
2t	2009	20
4	2013	16
5t	2007	15
5t	2011	15


### MOST PASSES DEFENSED IN A SINGLE GAME, TEXANS HISTORY

Rk	Player	Date	PDs
1	Aaron Glenn	9/8/02	6
2t	Johnathan Joseph	9/27/15	5
2t	Aaron Glenn	12/19/04	5
2t	Glover Quin	11/28/10	5
2t	Kenny Wright	9/28/03	5

## K-JACK & J-JO ON PATROL



JACKSON



JOSEPH

Since 2011, **Kareem Jackson** and **Johnathan Joseph** have served as Houston's starting cornerbacks. In that time, the duo has combined for 132 passes defended and 23 interceptions, five of which have been returned for touchdowns.

Since Jackson and Joseph have manned the corners, Texans opponents have the lowest completion percentage in the NFL at 56.8 and the second-lowest net yards passing per game at 212.1.

Their performances have allowed the pair to ascend some of the franchise's all-time lists. Joseph is first on the franchise's passes defended list with 81 and Jackson is third with 61. Jackson is tied for first and Joseph ranks third in franchise history with 13 and 12 interceptions, re spectively. Jackson is the franchise's all-time leader with 310 return yards on interceptions, while Joseph is second with 279.

### HOUSTON TEXANS ALL-TIME PASSES DEFENSED

Player	Years	Gms	PD
Johnathan Joseph	2011-16 (6)	86	81
Dunta Robinson	2004-09 (6)	84	63
Kareem Jackson	2010-16 (7)	94	61
Marcus Coleman	2002-05 (4)	58	56
Glover Quin	2009-12 (4)	63	47

### HOUSTON TEXANS ALL-TIME INTERCEPTIONS

Player	Years	Gms	Int	Yds TD
Kareem Jackson	2010-16 (7)	94	13	310 3
Dunta Robinson	2004-09 (6)	84	13	162 1
Johnathan Joseph	2011-16 (6)	86	12	279 2
Marcus Coleman	2002-05 (4)	58	11	217 1
Aaron Glenn	2002-04 (3)	43	11	221 2

## LEADS THE PD'S

CB **Johnathan Joseph** leads all NFL players with 157 passes defended since he began his career with Cincinnati in 2006.

### MOST PASSES DEFENSED, 2006-16

Player, Tms	G	PD
Johnathan Joseph, Cin-Hou	153	157
Darrelle Revis, NYJ-TB-NE-NYJ	134	134
Dominique Rodgers-Cromartie, Ari-Phi-Den-NYG	132	133
Tramon Williams, GB-Cle	150	128
Asante Samuel, NE-Phi-Atl	113	127

## TRIPLE-DIGIT TACKLER



CUSHING

ILB **Brian Cushing** topped 100 tackles in a season for the third time in his career in 2015. His 110 total tackles last season are the third-highest mark of his career and his highest since posting 114 stops in 2011.

Cushing notched a season-high 13 tackles and his fourth 10-tackle game of the season in Week 8 vs. Tennessee (11/1/15). He also notched tackle totals of 10, 11 and 12 in 2015.

Cushing has 19 career double-digit tackle games and his Week 8 output was his highest since Week 3 at the New York Giants in 2014, when he set a single-game career-high with 17 defensive stops.

Cushing ranks second in franchise history with 620 career tackles (403 solo), behind former Texans ILB DeMeco Ryans, who registered 636 tack les in six seasons (2006-11) with the team.

## THREE'S COMPANY



HOPKINS

WR DeAndre Hopkins has posted the most receiving yards and touchdowns through the first four seasons of a player's career in Texans history. He ranks second in receptions and 100-yard receiving games through as many seasons to start a career.

### MOST RECEPTIONS IN FIRST FOUR SEASONS, TEXANS HISTORY

Player	Seasons	Rec.
Andre Johnson	2003-06	311
DeAndre Hopkins	2013-16	289
Owen Daniels	2006-09	207

### MOST REC. YARDS IN FIRST FOUR SEASONS, TEXANS HISTORY

Player	Seasons	Yds
DeAndre Hopkins	2013-16	4,073
Andre Johnson	2003-06	3,953
Owen Daniels	2006-09	2,501

### MOST REC. TOUCHDOWNS IN FIRST FOUR SEASONS, TEXANS HISTORY

Player	Seasons	TDs
DeAndre Hopkins	2013-16	22
Andre Johnson	2003-06	17
Owen Daniels	2006-09	15

### MOST 100-YARD REC. GAMES IN FIRST FOUR SEASONS, TEXANS HISTORY

Player	Seasons	Gms
Andre Johnson	2003-06	13
DeAndre Hopkins	2013-16	12
Owen Daniels	2006-09	3
Arian Foster	2009-12	3

## KEEPIN' IT 100

WR DeAndre Hopkins became the second player in franchise history to record four consecutive 100-yard receiving games when he did so in Weeks 3-6 of 2015. He also became the second player with back-to-back 10-catch, 100-yard games in Weeks 5-6 of 2015. Below is a look at the longest streaks of 100-yard receiving games and 10-catch, 100-yard receiving games in team history:

### MOST CONSECUTIVE 100-YARD RECEIVING GAMES, TEXANS HISTORY

Player	Dates	Games
DeAndre Hopkins	9/27/15-10/18/15	4
Andre Johnson	10/5/08-10/26/08	4
Andre Johnson	9/9/07-11/18/07	3
10 occasions, last: Will Fuller, 9/11/16-9/18/16		

### MOST CONSECUTIVE 10-CATCH, 100-YARD RECEIVING GAMES, TEXANS HISTORY

Player	Dates	Games
Andre Johnson	10/12/08-10/26/08	3
DeAndre Hopkins	10/8/15-10/18/15	2
Andre Johnson	12/30/12-9/9/13	2

## HOP AT THE TOP

WR DeAndre Hopkins finished among the best in the NFL in several offensive categories in 2015:

### MOST RECEIVING YARDS IN NFL, 2015

Player	Team	Rec. Yds
Julio Jones	Atlanta	1,871
Antonio Brown	Pittsburgh	1,834
DeAndre Hopkins	Houston	1,521

### MOST RECEPTIONS IN NFL, 2015

Player	Team	Rec.
Julio Jones	Atlanta	136
Antonio Brown	Pittsburgh	136
DeAndre Hopkins	Houston	111

### MOST RECEIVING TOUCHDOWNS IN NFL, 2015

Player	Team	Rec. TDs
Doug Baldwin	Seattle	14
Brandon Marshall	New York Jets	14
Allen Robinson	Jacksonville	14
Odell Beckham	New York Giants	13
Tyler Eifert	Cincinnati	13
Eric Decker	New York Jets	12
DeAndre Hopkins	Houston	11
Rob Gronkowski	New England	11
Jordan Reed	Washington	11

### MOST THIRD-DOWN RECEPTIONS IN NFL, 2015

Player	Team	Rec.
Antonio Brown	Pittsburgh	42
Odell Beckham	New York Giants	31
DeAndre Hopkins	Houston	30
Delanie Walker	Tennessee	30

### MOST SCRIMMAGE YARDS IN NFL, 2015

Player	Team	Rush	Rec.	Scrimm.
		Yds	Yds	Yds
Julio Jones	Atlanta	0	1,871	1,871
Antonio Brown	Pittsburgh	28	1,834	1,862
Adrian Peterson	Minnesota	1,485	222	1,707
Doug Martin	Tampa Bay	1,402	271	1,673
Devonta Freeman	Atlanta	1,061	578	1,639
DeAndre Hopkins	Houston	0	1,521	1,521

### MOST FIRST DOWNS IN NFL, 2015

Player	Team	Rush	Rec.	Total
		FDs	FDs	FDs
Julio Jones	Atlanta	0	93	93
Devonta Freeman	Atlanta	67	21	88
Antonio Brown	Pittsburgh	1	84	85
DeAndre Hopkins	Houston	0	83	83

## CLIMBING THE CHARTS

WR DeAndre Hopkins finished the 2015 campaign ranked in the top five receiving seasons in franchise history. He recorded the most touchdowns in a season (11), while ranking third in receptions (111) and fourth in receiving yards (1,521). Hopkins posted six 100-yard receiving games in 2015, which tied for the second-most such games in franchise history. Hopkins became the first player in NFL history to notch a 100-yard receiving performance with four different starting quarterbacks in a season.

### MOST REC. TOUCHDOWNS IN A SEASON, TEXANS HISTORY

Rk	Player	Season	Rec. TDs
1	DeAndre Hopkins	2015	11
2	Andre Johnson	2009	9
3t	Four occasions		8

### MOST RECEPTIONS IN A SEASON, TEXANS HISTORY

Rk	Player	Season	Rec.
1	Andre Johnson	2008	115
2	Andre Johnson	2012	112
3	DeAndre Hopkins	2015	111

### MOST RECEIVING YARDS IN A SEASON, TEXANS HISTORY

Rk	Player	Season	Rec. Yds
1	Andre Johnson	2012	1,598
2	Andre Johnson	2008	1,575
3	Andre Johnson	2009	1,569
4	DeAndre Hopkins	2015	1,521

### MOST 100-YD RECEIVING GAMES IN A SEASON, TEXANS HISTORY

Rk	Player	Season	Games
1	Andre Johnson	2008	8
2t	DeAndre Hopkins	2015	6
2t	Four other occasions		6

### MOST MULTIPLE-TOUCHDOWN GAMES IN A SEASON, TEXANS HISTORY

Player	Season	Games
DeAndre Hopkins	2015	3
Andre Johnson	2009	3
Three other players		2

### MOST POINTS SCORED IN A GAME BY A WIDE RECEIVER, TEXANS HISTORY

Player	Date	Points
Andre Johnson	11/3/13	18
DeAndre Hopkins	9/13/15	14
18 times, most recent: N. Washington, 10/25/15		12

## HOP TO 100

Hopkins has 12 career 100-yard games, including a career-high six in 2015. The Texans are 7-5 when he reaches the 100-yard mark.

### HOPKINS' 100-YARD RECEIVING GAMES, CAREER

Date	Opp.	Rec	Yds	Avg	Lg	TD
9/9/13	Ten	W	7	117	16.7	28
9/21/14	at NYG	L	6	116	19.3	49
10/20/14	at Pit	L	6	108	18.0	32
11/2/14	Phi	L	6	115	19.2	45
11/30/14	Ten	W	9	238	26.4	58t
9/27/15	TB	W	8	101	12.6	29
10/4/15	at Atl	L	9	157	17.4	28
10/8/15	Ind	L	11	169	15.4	34
10/18/15	at Jax	W	10	148	14.8	29
11/22/15	NYJ	W	5	118	23.6	61t
12/27/15	at Ten	W	7	117	16.7	44
9/18/16	KC	W	7	113	16.1	35

## AT AN EARLY AGE

WR DeAndre Hopkins has registered 289 receptions for 4,073 yards and 22 touchdowns in 58 career games (all starts) since joining the Texans as a first-round draft pick in 2013.

In Week 11 against the New York Jets (11/22/15), Hopkins became the third-youngest player in NFL history to reach 200 career catches and 3,000 career receiving yards, doing so when he was 23 years, 169 days old. Below are the only two players in NFL history who accomplished those feats at a younger age than Hopkins:

### YOUNGEST NFL PLAYERS TO REACH 200 CAREER CATCHES

Larry Fitzgerald (Arizona, 2004-06) - 23 years, 87 days old  
David Boston (Arizona, 1999-2001) - 23 years, 126 days old  
DeAndre Hopkins (Houston, 2013-15) - 23 years, 169 days old

### YOUNGEST NFL PLAYERS TO REACH 3,000 CAREER REC. YARDS

Larry Fitzgerald (Arizona, 2004-06) - 23 years, 108 days old  
David Boston (Arizona, 1999-2001) - 23 years, 118 days old  
DeAndre Hopkins (Houston, 2013-15) - 23 years, 169 days old

Hopkins reached each of those milestones in the fewest amount of games played in Texans history, doing so in his 42nd career game. Andre Johnson held the previous record to 200 catches at 43 games, while it took Johnson 48 games to reach 3,000 yards receiving. Hopkins also became the second player in NFL history (Isaac Bruce, 1995) to post at least 1,500 receiving yards and 10 touchdowns at age 23 or younger.

## NOT YOUR AVERAGE JOE

WR DeAndre Hopkins holds the best career yards per catch average in franchise history at 14.1, bettering Andre Johnson's mark of 13.4 yards per reception from 2003-14.

### HIGHEST CAREER RECEIVING AVERAGE, TEXANS HISTORY (MIN. 200 RECEPTIONS)

Rk	Player	Years	Rec.	Yds.	Avg.
1	DeAndre Hopkins	2013-16	289	4,073	14.1
2	Andre Johnson	2003-14	1,012	13,597	13.4
3	Kevin Walter	2006-12	326	4,083	12.5
4	Owen Daniels	2006-13	385	4,617	12.0
5	Arian Foster	2009-15	249	2,268	9.1

## MR. OCTOBER

In the month of October in 2015, WR DeAndre Hopkins caught 36 passes for 524 yards and two touchdowns, while posting three straight 100-yard receiving games from Weeks 4-6. Those totals rank among the best in franchise history for the month:

### MOST RECEIVING YARDS IN A SINGLE OCTOBER, TEXANS HISTORY

Player	Season	Rec.Yds
Andre Johnson	2008	593
DeAndre Hopkins	2015	524
Andre Johnson	2004	425

### MOST RECEPTIONS IN A SINGLE OCTOBER, TEXANS HISTORY

Player	Season	Rec.
Andre Johnson	2008	41
DeAndre Hopkins	2015	36
Andre Johnson	2006	35
Andre Johnson	2004	31
Kevin Walter	2007	30

# SHANE LECHLER NOTES

## ONE OF THE ALL-TIME GREATS



Texans P Shane Lechler has posted some of the best career and single-season numbers in NFL history. Lechler is the NFL's all-time leader in gross punting average (47.5) and has posted three of the top eight single-season punting averages in NFL history.

### LECHLER

### NFL ALL-TIME GROSS PUNTING AVERAGE (Min. 250 Punts)

Player	Seasons	Punt	Blk	Yds	Avg	TB	In20	Lg
Shane Lechler	2000-16	1,324	5	62,882	47.5	172	423	80
Thomas Morstead	2009-16	447	1	21,004	47.0	37	151	70
Sam Martin	2013-16	260	1	12,200	46.9	19	90	72
Bryan Anger	2012-16	408	3	19,064	46.7	31	134	73
Brandon Fields	2007-15	604	3	28,192	46.7	51	209	74

Lechler is the only punter to average more than 50.0 yards per punt in two separate seasons, doing so in 2009 (51.1) and 2011 (50.8) with Oakland.

### NFL SINGLE-SEASON GROSS PUNTING AVERAGE

Player	Yr Tm	Punt	Blk	Yds	Avg	TB	In20	Lg
Sammy Baugh	1940 Was	35	-	1,799	51.4	-	-	85
Shane Lechler	2009 Oak	96	0	4,909	51.1	12	30	70
Andy Lee	2011 SF	78	1	3,970	50.9	9	28	68
Shane Lechler	2011 Oak	78	0	3,960	50.8	9	27	80
Brandon Fields	2012 Mia	74	0	3,715	50.2	9	29	67

In 2009, Lechler posted the third-best net punting average in NFL history at 43.9.

### NFL SINGLE-SEASON NET PUNTING AVERAGE

Player	Yr Tm	Punt	Blk	Yds	Avg	TB	In20	Lg
Johnny Hekker	2013 STL	78	0	3,609	44.2	4	19	64
Andy Lee	2011 SF	78	1	3,970	44.0	9	28	68
Shane Lechler	2009 Oak	96	0	4,909	43.9	12	30	70
Sam Koch	2014 BAL	60	0	2,595	43.3	4	26	73
Andy Lee	2012 SF	67	0	3,226	43.2	4	36	66
Thomas Morstead	2012 NO	74	0	3,707	43.2	6	20	70

Lechler has punted in 232 consecutive games, tops among active punters. He also leads all active punters with 1,324 career punts, which ranks fourth all-time.

## LECHLER AND THE LONG BALL

P Shane Lechler set a franchise record with a 71-yard punt in Week 6 against Indianapolis in 2014. It was the 12th punt of 70 yards or more in his career, the most in the NFL since 1991.

### MOST PUNTS OF 70-PLUS YARDS SINCE 1991

Player	70-Yarders
Shane Lechler	12
Jon Ryan	8
Craig Hentrich	7
Andy Lee	7
Brian Moorman	6
Dustin Colquitt	6
Todd Sauerbrun	6

## AT SECOND GLANCE

P Shane Lechler set a franchise record and posted the eighth-best single-game gross punt average in NFL history in Week 10 of 2013 at Arizona at 58.9 on seven punts. It was the highest single-game average ever for someone who punted seven-or-more times in a game.

### NFL SINGLE-GAME PUNT AVERAGE (7-or-more punts)

Player	Date	Tm	Opp	Punt	Avg
Shane Lechler	11/10/13	Hou	Ari	7	58.9
Johnny Hekker	10/4/12	StL	Ari	7	56.9
Shane Lechler	9/20/09	Oak	KC	7	56.9
Brad Nortman	11/24/13	Car	Mia	7	56.7
Brandon Fields	12/12/10	Mia	NYJ	10	56.4

Lechler also became the sixth player in NFL history to reach 50,000 punting yards against Arizona. He did so on his 1,052nd punt, 99 punts fewer than it took the next fastest player to do so, Sean Landeta.

### FEWEST PUNTS TO REACH 50,000 PUNT YARDS

Player	Seasons	Punts
Shane Lechler	2000-14 (15)	1,052
Sean Landeta	1985-05 (21)	1,151
Chris Gardocki	1991-06 (16)	1,169
Lee Johnson	1985-02 (18)	1,175
Brad Maynard	1997-11 (15)	1,191
Jeff Feagles	1988-09 (22)	1,199

### PLAYERS WITH MORE THAN 50,000 YARDS PUNTING

Player	Seasons (Yrs)	G	Punt	Blk	Yds	Avg
Jeff Feagles	1988-09 (22)	352	1,713	12	71,211	41.6
Shane Lechler	2000-16 (17)	264	1,324	5	62,882	47.5
Sean Landeta	1985-05 (21)	284	1,401	6	60,706	43.3
Brad Maynard	1997-11 (15)	238	1,339	5	56,021	41.8
Lee Johnson	1985-02 (18)	259	1,226	6	51,979	42.4
Chris Gardocki	1991-06 (16)	244	1,177	0	50,336	42.8

## ON THE ALL-TIME CHARTS

STATISTIC	Mark	Rank	Next Ahead of Lechler
Games Played	264	24	Peyton Manning, 266
Punts	1,324	4	Brad Maynard, 1,339
Yards Punting	62,882	2	Jeff Feagles, 71,211
Punting Average	47.5	1	--
Inside the 20	423	3	Brad Maynard, 439
Net Punt Yards	51,741	2	Jeff Feagles, 61,964
Net Average	38.9	19	Jeff Locke, 39.0

## SO HOW LONG IS THAT?

P Shane Lechler has accumulated 62,882 yards punting in his career. So how long is that?

# 35.73 miles

Or 81.7 percent of the 43.75 miles from NRG Stadium to East Bernard High School in East Bernard, Texas, Lechler's alma mater, according to Mapquest.com.

## LECHLER EARNS PLAYER OF THE WEEK HONORS

The NFL named Houston Texans P Shane Lechler the AFC Special Teams Player of the Week following his performance in the team's 20-13 victory over the Detroit Lions in Week 8.

Lechler punted four times for 203 yards, averaging 50.8 gross yards per punt. Detroit's average starting field position following his four punts was on their own 13-yard line. Lechler averaged 49.5 net yards per punt, which led the NFL in Week 8 (min. 4 punts).

He also pinned 3-of-4 punts inside the 20-yard line, which tied for the second-highest total in the league that week. Playing in his 262nd career game, Lechler tied Ray Brown for the 27th-most games played in NFL history.

This is the first time Lechler has earned Player of the Week honors as a Texan and fourth in his career. It is also the 38th time a Houston Texan has been named Player of the Week in franchise history. It is the 13th time Houston has won the AFC Special Teams Player of the Week award in team history and second this season (WR Will Fuller V, Week 4).

## NFL REGULAR SEASON WEEK 12 SCHEDULE

### THURSDAY, NOV. 24

11:30 p.m.	Minnesota Vikings at Detroit Lions
3:30 p.m.	Washington Redskins at Dallas Cowboys
7:30 p.m.	Pittsburgh Steelers at Indianapolis Colts

### SUNDAY, NOV. 27

12:00 p.m.	Arizona Cardinals at Atlanta Falcons
12:00 p.m.	Cincinnati Bengals at Baltimore Ravens
12:00 p.m.	Jacksonville Jaguars at Buffalo Bills
12:00 p.m.	Tennessee Titans at Chicago Bears
12:00 p.m.	New York Giants at Cleveland Browns
12:00 p.m.	San Diego Chargers at Houston Texans
12:00 p.m.	San Francisco 49ers at Miami Dolphins
12:00 p.m.	Los Angeles Rams at New Orleans Saints
3:05 p.m.	Seattle Seahawks at Tampa Bay Buccaneers
3:25 p.m.	New England Patriots at New York Jets
3:25 p.m.	Carolina Panthers at Oakland Raiders
7:30 p.m.	Kansas City Chiefs at Denver Broncos

### MONDAY, NOV. 28

7:30 p.m.	Green Bay Packers at Philadelphia Eagles
-----------	--

All times CT

Bye Weeks: None

## 2017 NFL IMPORTANT DATES

### 2017 - JANUARY

- 1 Week 17.
- 2 Earliest permissible date for clubs to renegotiate or extend the rookie contract of a drafted rookie who was selected in any round of the 2014 NFL Draft. Any permissible renegotiated or extended player contract will not be considered a rookie contract, and will not be subject to the rules that limit rookie contracts.
- 2 Option exercise period begins for Fifth-Year Option for First-Round Selections from the 2014 NFL Draft. To exercise the option, the club must give written notice to the player on or after January 2, 2017, but prior to May 3, 2017.
- 7-8 Wild Card Playoffs.
- 8 Assistant coaches under contract to playoff clubs that have byes in the Wild Card weekend may be interviewed for head coaching positions through the conclusion of the Wild Card games.
- 14-15 Divisional Playoffs.
- 15 Assistant coaches under contract to playoff clubs that won their Wild Card games may be interviewed for head coaching positions through the conclusion of Divisional Playoff games.
- 16 Deadline for college players that are underclassmen to apply for special eligibility. A list of players who are accepted into the NFL Draft will be transmitted to clubs on January 20.
- 21 East-West Shrine Game, Tropicana Field, St. Petersburg, Fla.
- 22 AFC and NFC Championship Games.
- 28 Senior Bowl, Ladd-Peebles Stadium, Mobile, Alabama.
- 29 NFL Pro Bowl, Camping World Stadium, Orlando, Florida.
- 29 An assistant coach, whose team is participating in the Super Bowl, who has previously interviewed for another club's head coaching job may have a second interview with such club no later than the Sunday preceding the Super Bowl.

### 2017 - FEBRUARY

- 5 Super Bowl LI, NRG Stadium, Houston, Texas.

# MEDIA INFORMATION

## HOUSTON TEXANS COMMUNICATIONS STAFF



**AMY PALCIC**  
Senior Director of  
Communications



**BRETT MAIKOWSKI**  
Communications  
Manager



**OMAR MAJZOUB**  
Communications  
Coordinator



**ALLIE LECLAIR**  
Corporate Communications  
Coordinator



**NATHAN EDWARDS**  
Communications Intern



**KATIE KARSH**  
Corporate Communications  
Intern

### CONTACTING THE TEXANS COMMUNICATIONS STAFF

<u>Staff Member</u>	<u>Email Address</u>	<u>Office Phone</u>
Amy Palcic	amy.palcic@houstontexans.com	832-667-2220
Brett Maikowski	brett.maikowski@houstontexans.com	832-667-2037
Omar Majzoub	omar.majzoub@houstontexans.com	832-667-2241
Allie LeClair	allie.leclair@houstontexans.com	832-667-2050
Nathan Edwards	nathan.edwards@houstontexans.com	832-667-2282
Katie Karsh	katie.karsh@houstontexans.com	832-667-2085

**Texans on Twitter: @TexansPR**

**Texans Media Site: <http://media.houstontexans.com>**

**Texans Media Guide & Game Releases: <http://Texans.1stRoundMediaGroup.com>**

### HOUSTON TEXANS MEDIA GUIDE

The complete 2016 Houston Texans Media Guide is available online at <http://Texans.1stRoundMediaGroup.com>.

Player bios and the Houston Texans record books are updated weekly during the season and are electronically distributed to media, as well as made available online at the Houston Texans media website.

The online version has been improved and is available in PDF format, allowing media to print, copy and paste information in an easier fashion. Player bios will be updated following each game, as will the roster, history and records sections. PDF versions of the media guide are available online as well.

### HOUSTON TEXANS SHARE SITE

The Texans launched a new version of the FTP site in 2016 and will upload B-roll and clips of video interviews on a consistent basis. If you would like to be added to the email list, members of which receive emails whenever new content is uploaded, please contact Communications Coordinator Omar Majzoub at [omar.majzoub@houstontexans.com](mailto:omar.majzoub@houstontexans.com).

### PRESS RELEASES

The Texans' weekly press releases, as well as other news and information on the club, can be accessed on the team's official website at <http://www.houstontexans.com> or in the media section at <http://media.houstontexans.com>. Members of the media can also access league information from the NFL's media site at <http://www.nflcommunications.com>. The NFL's official web site address is <http://www.NFL.com>.

### TRANSCRIPTS

The Texans communications staff sends out transcripts of press conferences, open locker room interviews, and postgame interviews during the season. To be added to the Texans email list, please contact Communications Coordinator Omar Majzoub at [omar.majzoub@houstontexans.com](mailto:omar.majzoub@houstontexans.com). All transcripts will also be posted on the Houston Texans media website at <http://media.houstontexans.com>.



## INTERVIEW REQUESTS

**ALL INTERVIEW REQUESTS FOR HOUSTON TEXANS EXECUTIVES, COACHES AND PLAYERS SHOULD GO THROUGH THE TEXANS COMMUNICATIONS DEPARTMENT.**

Requests for Founder, Chairman and Chief Executive Officer **Bob McNair**, Executive Vice President of Football Operations and General Manager **Rick Smith**, Head Coach **Bill O'Brien** or DE **J.J. Watt** should be sent to the attention of Senior Director of Communications **Amy Palcic**. Her e-mail address is [amy.palcic@houstontexans.com](mailto:amy.palcic@houstontexans.com) and office phone is (832) 667-2220.

For media requesting Texans players, please send your request to **Brett Maikowski** at [brett.maikowski@houstontexans.com](mailto:brett.maikowski@houstontexans.com) or call his office phone at (832) 667-2037.

## CREDENTIAL REQUESTS

For all credential requests, please log on to <http://media.houstontexans.com> and click on the 'Credentials' tab on the left side of the page.

Please contact Communications Coordinator **Omar Majzoub** ([omar.majzoub@houstontexans.com](mailto:omar.majzoub@houstontexans.com); (832) 667-2241) or Corporate Communications Coordinator **Allie LeClair** ([allie.leclair@houstontexans.com](mailto:allie.leclair@houstontexans.com); (832) 667-2050) with any questions or concerns.

## @TEXANSPR

For up-to-the second updates, notes and a variety of other information on the Houston Texans, follow the Texans on Twitter: **@TexansPR**. Get all press releases, transcripts, game information, updated bios and more.

## LIVE SHOTS

Live shots on NRG Park property must be set up through the Texans Communications Department in conjunction with SMG. Please contact **Omar Majzoub** ([omar.majzoub@houstontexans.com](mailto:omar.majzoub@houstontexans.com); (832) 667-2241) before setting up a live shot. Locations will be set up through the communications department. Please give the Texans 12 hours to ensure proper set up.

### GAMEDAY

NFL network television partners and Texans media partners will be given priority for live shots at NRG Stadium. Television stations are allowed to shoot live at NRG Stadium until one hour before kickoff. Please get permission from Texans Communications 48 hours before the game in order to shoot live.

NFL network television partners and Texans media partners are the only broadcast entities permitted to shoot live from inside NRG Stadium in the hour following the conclusion of the game. All other entities are not permitted to shoot live or transmit live programming from inside NRG Stadium until one hour after the conclusion of the game.

Live shots and live streaming for transmission are NOT PERMITTED from the Texans post-game locker room for any entity.

## MEDIA WORKROOM

Following Texans practice and availability, media should head to the media workroom located on the service level at NRG Stadium across from the Texans' locker room. Phones, Texans information, NFL news releases and other information are available. Wireless service will be available in the media workroom.

During practice, media should park in the Teal Lot located on Murworth, across from NRG Stadium in front of the Houston Methodist Training Center. Media can walk over from practice to the media workroom where a Houston Texans communications staff member will let them into the building at the West VIP entrance. If the door is locked, call Omar Majzoub at (713) 553-8223.

## REMOTE BROADCASTS

All television stations airing live newscasts should set up at the south end of field one (lighted) or next to the Houston Methodist Training Center, with satellite truck parking available in the Teal Lot. Each station is responsible for its own power. Please contact the Houston Texans communications department before doing a live broadcast following practices.

For radio stations wishing to broadcast from Texans Training Camp, please contact the Houston Texans communications staff.

## DIRECTIONS AND PARKING

**From Bush International Airport:** Take US 59 South to HWY TX-288 South (Lake Jackson/ Freeport). Follow HWY TX-288 to I-610 West. Exit Kirby Drive (Exit 1C) and turn right. Follow Kirby Drive two blocks and NRG Stadium will be on the right and the practice facility on the left. Turn left on Murworth Drive and media parking is in the Teal parking lot located on the right at the practice facility.

**From Houston Hobby Airport:** Take Airport Boulevard East to Monroe Road. Make a left on Monroe Road and proceed to I-45 North. Make a left onto I-45 North and proceed to I-610 West. Take I-610 to Kirby Drive (Exit 1C). Turn right onto Kirby. Follow Kirby Drive two blocks and NRG Stadium will be on the right and the practice facility on the left. Turn left on Murworth Drive and media parking is in the Teal parking lot located on the right at the practice facility.

**From the East:** Take I-610 westbound to the Kirby Drive Exit (Exit 1C). Turn right on Kirby Drive. Follow Kirby Drive two blocks and NRG Stadium will be on the right and the practice facility on the left. Turn left on Murworth Drive and media parking is in the Teal parking lot located on the right at the practice facility.

**From the West:** Take I-610 eastbound to the Kirby Drive Exit (Exit 1C). Turn left on Kirby Drive. Follow Kirby Drive two blocks and NRG Stadium will be on the right and the practice facility on the left. Turn left on Murworth Drive and media parking is in the Teal parking lot located on the right at the practice facility.

# TEXANS TV & RADIO LINEUP

	Monday	Tuesday	Wednesday	Thursday	Friday	Saturday	Sunday
6:00 am							
6:30 am							
7:00 am							
7:30 am							
8:00 am	Texans Monday						
8:30 am							Texans Gameday
9:00 am							Countdown Live (10-11 a.m.)
9:30 am						Texans Countdown presented by FCL Dental	Texans Pre-Game**
10:00 am							Texans Pre-Game
10:30 am							
11:00 am							
11:30 am							
12:00 pm							
12:30 pm							
1:00 pm							
1:30 pm							Texans Gameday
2:00 pm							
2:30 pm	O'Brien Press Conf.						
3:00 pm							
3:30 pm							Texans Wrap Live
4:00 pm							Texans Post Game (1 hr after game)
4:30 pm							
5:00 pm	Bill O'Brien Show						
5:30 pm							
6:00 pm		Fuddruckers Texans Players Show		Texans Huddle	Texans Weekly		
6:30 pm	Texans All Access		Texans All Access	Texans All Access (6-8 p.m.)	Texans All Access (6-8 p.m.)	Texans Extra Points	
7:00 pm							
7:30 pm			Texans All Access				
8:00 pm		Texans Replay with John Harris					
8:30 pm							
9:00 pm							
9:30 pm							
10:00 pm						Primer y Diez (10:15)	
10:30 pm	O'Brien Press Conference Re-air					Texans Buzz	Inside The Game (10:35 p.m.)
11:00 pm							
11:30 pm							

Texans Radio on SportsRadio610 AM
FOX Sports Southwest
ESPN Deportes Radio
Telemundo
KTRK - ABC 13
KPRC - NBC 2

# TEXANS TV & RADIO LINEUP

## NETWORK TV

Network	Show	Show Day	Show Time
KTRK	Inside The Game	Sunday	11-11:30 p.m.
KTRK	Texans Extra Points	Saturday	6:30-7 p.m.
KTRK	Texans Buzz	Saturday	10:35-11:05 p.m.
KPRC	Texans Gameday	Sunday	8:30-9 a.m.
Telemundo	Primero y Diez	Saturday	10:15-10:30 p.m.

## TEXANS CABLE TV

Network	Show	Show Day	Show Time
FSSW	Texans Countdown Live	Gameday	2 Hours – 1 Hour prior to every game
FSSW	Texans Wrap Live	Gameday	Immediately following every game
FSSW	Bill O'Brien Press Conference	Monday	2:30-3 p.m.; re-air 10:30-11 p.m.
FSSW	Texans Huddle	Thursday	6-6:30 p.m.
FSSW	Texans Weekly	Friday	6-6:30 p.m.

Network	Show	Show Day	Show Time
SportsRadio 610	Texans Monday	Monday	8-10 a.m.
SportsRadio 610	Bill O'Brien Show	Monday	5-6 p.m.
SportsRadio 610	Texans All Access	Monday – Friday	6-8 p.m. (Except for Mon & Thu due to MNF & TNF)
SportsRadio 610	Fudruckers Texans Players Show	Tuesday	6-7 p.m.
SportsRadio 610	Texans Replay w/ John Harris	Tuesday	8-9 p.m.
SportsRadio 610	Texans Game Plan	Friday	12-2 p.m.
SportsRadio 610	Texans Countdown	Gameday	3 Hours Prior to Kickoff
SportsRadio 610	Texans Gameday	Gameday	In-Game
SportsRadio 610	Texans Post Game	Gameday	3 Hours Following Each Game

## TEXANS SPANISH RADIO

Network	Show	Show Day	Show Time
ESPN Deportes 1180 AM	Texans Weekly	Tuesday	6-7 p.m.
ESPN Deportes 1180 AM	Texans Pre-Game	Gameday	1 Hour Prior to Kickoff
ESPN Deportes 1180 AM	Texans Gameday	Gameday	In-Game
ESPN Deportes 1180 AM	Texans Post Game	Gameday	Half Hour Following Each Game

## OTHER PLACES TO SEE & HEAR THE TEXANS

Texans radio affiliates also carry the following Texans shows at various times each week before 11 p.m. that Wednesday.

- Bill O'Brien Show
- Fudruckers Texans Players Show
- Texans Replay

Additional radio programming in Austin and San Antonio.

**Austin – KVET 1300 AM The Zone**

- Marc Vandermeer segment every Tuesday at 4:45 p.m.

**San Antonio – KZDC 1250 AM ESPN Radio**

- Marc Vandermeer segment every Tuesday at 5 p.m.

Stations carrying the Houston Texans "Inside the Game" weekly show that airs live in Houston every Sunday during the season (and possible postseason) from 10:35 p.m. – 11:05 p.m. on KTRK ABC-13.

Station	Airtime
Abilene KXVA FOX 15	Sundays 11–11:30 p.m.
Austin KVUE ABC 24	Mondays 1–1:30 a.m.
Beaumont KJAC NBC 12.2	Sundays 11-11:30 p.m.
Bryan/CS MYTX 23.2	Mondays 5:30-6 p.m.
Midland/Odessa KPEJ FOX 24	Sundays 11-11:30 p.m.
San Angelo KIDY FOX 6	Sundays 11-11:30 p.m.
San Antonio KSAT ABC 12	Sundays 11-11:30 p.m.
Tyler KFXK FOX 51	Sundays 11:30 p.m.–12 a.m.
Waco/Temple MYTX 6.2	Mondays 5:30-6 p.m.

# TEXANS TV & RADIO AFFILIATES

## TEXANS ENGLISH TV, RADIO AFFILIATES

### HOUSTON TEXANS 2016 TV AFFILIATES

City	Channel	Station (Network)
Houston, TX	13	KTRK (ABC)
Abilene, TX	15	KXVA (FOX)
Austin, TX	24	KVUE (ABC)
Beaumont, TX	6	KFDM (CBS)
Bryan/College Station, TX	23	KAGS (NBC)
Corpus Christi, TX	10	KZTV (CBS)
El Paso, TX	4	KDBC (CBS)
Harlingen, TX	4	KGBT (CBS)
Midland/Odessa, TX	24	KPEJ (FOX)
San Angelo, TX	6	KIDY (FOX)
San Antonio, TX	4	WOAI (NBC)
Tyler, TX	56	KETK (NBC)
Victoria, TX	33	KOZY (Ind.)
Waco, TX	6	KCEN (NBC)

### HOUSTON TEXANS 2016 RADIO AFFILIATES

City	Frequency	Call Letters
Abilene, TX	92.5 FM	KMWX
Alpine, TX	1240 AM	KVLF
Amarillo, TX	940 AM	KIXZ
Athens, TX	1410 AM	KLVQ
Austin, TX	1300 AM	KVET
Beaumont, TX	1450/1510 AM	KIKR/KBED
Big Spring, TX	1400 AM	KBYG
Brenham, TX	1280 AM	KWHI
Bryan, TX	1150 AM	KZNE
Carthage, TX	1590 AM	KGAS
College Station, TX	1150 AM	KZNE
Corpus Christi, TX	1230 AM	KSIX
Crockett, TX	93.5 FM	KBPC
Henderson, TX	1470 AM	KWRD
Houston, TX	610 AM/100.3 FM	KILT-AM/FM
Kalispell, MT	1240 AM	KSAM
Levelland, TX	1230 AM	KLVT
Liberty, TX	99.9 FM	KSHN
Livingston, TX	92.3 FM	KETX
Lubbock, TX	98.1 FM	KKCL
Lufkin, TX	1260 AM	KSML
Marshall, TX	1450 AM/103.9 FM	KMHT
McAllen, TX	102.1 FM	KBUC
Midland, TX	550 AM	KCRS
Nacogdoches, TX	1260 AM	KSML
Odessa, TX	550 AM	KCRS
Orange, TX	1600 AM	KOGT
San Angelo, TX	1260 AM	KKSA
San Antonio, TX	1250 AM/94.5 FM	KZDC
Shreveport, LA	100.7 FM	KRMD
Tyler, TX	1410 AM	KLVQ
Waco, TX	101.3 FM	KLRK

## TEXANS SPANISH RADIO AFFILIATES

### HOUSTON TEXANS 2016 SPANISH RADIO AFFILIATES

City	Frequency	Call Letters
El Paso, TX / Cd. Juarez	970 AM	XEJ-AM
Guadalajara	700 AM	XEDKR-AM
Houston, TX	1180 AM	KGOL-AM
Mexico City	690 AM	XEN-AM
Monterrey	1540 AM	XESTN-AM
San Antonio, TX	103.1 FM	KHHL-FM

### SIMULCAST OF SUNDAY, OCT. 16 GAME

City	Frequency	Call Letters
Guadalajara	1120 AM	XEUNO-AM
Mexico City	92.1 FM	XHRED
Monterrey	630 AM	XEFB-AM

### SIMULCAST OF MONDAY, NOV. 21 GAME

City	Frequency	Call Letters
El Paso, TX / Cd. Juarez	99.1 FM	XHEPR-FM
Guadalajara	94.7 FM	XHDK-FM
Mexico City	92.1 FM	XHRED-FM
Monterrey	630 AM	XEFB-AM
Monterrey	104.5 FM	XHMF-FM

# 2016 NFL STANDINGS / RESULTS

## NFL STANDINGS

### AMERICAN FOOTBALL CONFERENCE

#### East Division

Team	W	L	T	Pct	PF	PA	Home	Away	Conf	Div	Streak
New England Patriots	8	2	0	.800	271	180	3-2-0	5-0-0	6-1-0	2-1-0	Won 1
Miami Dolphins	6	4	0	.600	218	216	4-1-0	2-3-0	5-3-0	2-1-0	Won 5
Buffalo Bills	5	5	0	.500	253	215	2-2-0	3-3-0	2-4-0	1-3-0	Won 1
New York Jets	3	7	0	.300	179	244	1-3-0	2-4-0	3-4-0	1-1-0	Lost 2

#### North Division

Team	W	L	T	Pct	PF	PA	Home	Away	Conf	Div	Streak
Baltimore Ravens	5	5	0	.500	199	187	3-2-0	2-3-0	5-2-0	3-0-0	Lost 1
Pittsburgh Steelers	5	5	0	.500	238	215	3-2-0	2-3-0	4-3-0	2-1-0	Won 1
Cincinnati Bengals	3	6	1	.350	199	226	2-2-1	1-4-0	3-4-0	1-1-0	Lost 2
Cleveland Browns	0	11	0	.000	184	325	0-5-0	0-6-0	0-8-0	0-4-0	Lost 11

#### South Division

Team	W	L	T	Pct	PF	PA	Home	Away	Conf	Div	Streak
Houston Texans	6	4	0	.600	181	215	5-0-0	1-4-0	4-3-0	3-0-0	Lost 1
Indianapolis Colts	5	5	0	.500	263	273	3-2-0	2-3-0	3-4-0	2-2-0	Won 2
Tennessee Titans	5	6	0	.455	281	275	3-3-0	2-3-0	3-5-0	1-3-0	Lost 1
Jacksonville Jaguars	2	8	0	.200	193	265	1-4-0	1-4-0	1-6-0	1-2-0	Lost 5

#### West Division

Team	W	L	T	Pct	PF	PA	Home	Away	Conf	Div	Streak
Oakland Raiders	8	2	0	.800	272	243	3-2-0	5-0-0	6-1-0	2-1-0	Won 4
Kansas City Chiefs	7	3	0	.700	222	187	4-1-0	3-2-0	5-2-0	2-0-0	Lost 1
Denver Broncos	7	3	0	.700	239	189	4-1-0	3-2-0	4-2-0	1-2-0	Won 1
San Diego Chargers	4	6	0	.400	292	278	3-2-0	1-4-0	3-5-0	1-3-0	Lost 1

### NATIONAL FOOTBALL CONFERENCE

#### East Division

Team	W	L	T	Pct	PF	PA	Home	Away	Conf	Div	Streak
Dallas Cowboys	9	1	0	.900	285	187	4-1-0	5-0-0	5-1-0	2-1-0	Won 9
New York Giants	7	3	0	.700	204	200	5-1-0	2-2-0	5-3-0	2-1-0	Won 5
Washington Redskins	6	3	1	.650	254	233	4-2-0	2-1-1	4-2-0	2-1-0	Won 2
Philadelphia Eagles	5	5	0	.500	241	186	4-0-0	1-5-0	3-5-0	0-3-0	Lost 1

#### North Division

Team	W	L	T	Pct	PF	PA	Home	Away	Conf	Div	Streak
Detroit Lions	6	4	0	.600	231	225	4-1-0	2-3-0	4-2-0	1-2-0	Won 2
Minnesota Vikings	6	4	0	.600	205	176	4-1-0	2-3-0	4-4-0	1-2-0	Won 1
Green Bay Packers	4	6	0	.400	247	276	3-2-0	1-4-0	3-4-0	2-1-0	Lost 4
Chicago Bears	2	8	0	.200	157	237	2-2-0	0-6-0	2-5-0	2-1-0	Lost 2

#### South Division

Team	W	L	T	Pct	PF	PA	Home	Away	Conf	Div	Streak
Atlanta Falcons	6	4	0	.600	320	283	2-2-0	4-2-0	4-3-0	3-1-0	Lost 1
Tampa Bay Buccaneers	5	5	0	.500	235	259	1-4-0	4-1-0	4-3-0	2-1-0	Won 2
New Orleans Saints	4	6	0	.400	285	286	2-3-0	2-3-0	3-3-0	1-2-0	Lost 2
Carolina Panthers	4	6	0	.400	244	246	3-3-0	1-3-0	4-4-0	1-3-0	Won 1

#### West Division

Team	W	L	T	Pct	PF	PA	Home	Away	Conf	Div	Streak
Seattle Seahawks	7	2	1	.750	219	173	5-0-0	2-2-1	3-2-1	1-1-1	Won 3
Arizona Cardinals	4	5	1	.450	226	190	3-2-1	1-3-0	3-3-1	2-1-1	Lost 1
Los Angeles Rams	4	6	0	.400	149	187	1-4-0	3-2-0	3-4-0	2-1-0	Lost 1
San Francisco 49ers	1	9	0	.100	204	313	1-5-0	0-4-0	1-7-0	1-3-0	Lost 9

## NFL WEEK 11 RESULTS

### THURSDAY, NOV. 17

New Orleans Saints	20
Carolina Panthers	23

### SUNDAY, NOV. 20

Buffalo Bills	16
Cincinnati Bengals	12

Pittsburgh Steelers	24
Cleveland Browns	9

Baltimore Ravens	17
Dallas Cowboys	27

Jacksonville Jaguars	19
Detroit Lions	26

Tennessee Titans	17
Indianapolis Colts	24

Tampa Bay Buccaneers	19
Kansas City Chiefs	17

Arizona Cardinals	24
Minnesota Vikings	30

Chicago Bears	16
New York Giants	22

Miami Dolphins	14
Los Angeles Rams	10

Philadelphia Eagles	15
Seattle Seahawks	26

New England Patriots	30
San Francisco 49ers	17

Green Bay Packers	24
Washington Redskins	42

### MONDAY, NOV. 21

Houston Texans	20
Oakland Raiders (Mexico City)	27

Bye Weeks: Atlanta Falcons, Denver Broncos, New York Jets, San Diego Chargers

## JANUARY

- 6 Signed DE **Devon Still** to reserve/future contract.
- 11 Signed nine players to reserve/future contracts: G **Karim Barton**, C **Dalton Freeman**, RB **Kenny Hilliard**, WR **Josh Lenz**, CB **Robert Nelson**, DE **Dan Pettinato**, OLB **Gerald Rivers**, TE **Eric Tomlinson** and OLB **Tony Washington**.
- 22 Hired **Larry Izzo** as special teams coordinator, **Sean Ryan** as wide receivers coach and **Anthony Weaver** as defensive line coach.

## MARCH

- 3 Released RB **Arian Foster**, TE **Garrett Graham** and S **Rahim Moore**.
- 7 Signed G **Jeff Adams** and CB **Charles James** to contract extensions.
- 9 Re-signed unrestricted free agents T **Chris Clark**, P **Shane Lechler** and K **Nick Novak** and free agent S **Eddie Pleasant**.
- 11 Signed unrestricted free agents G **Jeff Allen**, C **Tony Bergstrom**, RB **Lamar Miller** and QB **Brock Osweiler**.
- 11 Made qualifying offers to restricted free agents CB **A.J. Bouye** and OLB **John Simon**.
- 16 Signed unrestricted free agent S **Antonio Allen**.
- 18 Re-signed free agent RB **Jonathan Grimes**.
- 28 Re-signed restricted free agent CB **A.J. Bouye**.

## APRIL

- 1 Re-signed unrestricted free agent QB **Brandon Weeden**.
- 6 Signed restricted free agent OLB **John Simon**.
- 7 Re-signed unrestricted free agent S **Quintin Demps**.
- 18 Released QB **Brian Hoyer** and waived QB **B.J. Daniels**.
- 28 Selected WR **Will Fuller V** in the first round of the 2016 NFL Draft.
- 29 Selected C **Nick Martin** in the second round and WR **Braxton Miller** in the third round of the 2016 NFL Draft.
- 30 Selected RB **Tyler Ervin** in the fourth round and S **K.J. Dillon** and NT **D.J. Reader** in the fifth round of the 2016 NFL Draft.

## MAY

- 6 Signed 15 college free agents: TE **Stephen Anderson**, K **Ka'imi Fairbairn**, DE **Joel Heath**, WR **Tevin Jones**, DE **Ufomba Kamalu**, OLB **Eric Lee**, CB **Richard Leonard**, WR **Richard Mullaney**, ILB **Shakeel Rashad**, OLB **Brennan Scarlett**, CB **Duke Thomas**, T **Arturo Uzdevinis**, FB **Soma Vainuku**, CB **Cleveland Wallace III** and WR **Wendall Williams**.
- 6 Signed three draft picks: S **K.J. Dillon**, RB **Tyler Ervin** and NT **D.J. Reader**.
- 10 Signed college free agent ILB **Ryan Langford** and waived OLB **Eric Lee**.
- 12 Signed college free agent OLB **Eric Lee**.
- 13 Signed draft pick C **Nick Martin**.
- 26 Signed draft pick WR **Braxton Miller**.
- 31 Placed G **David Quessenberry** on Reserve/Non-Football Illness list.

## JUNE

- 14 Claimed CB **Terrance Mitchell** off waivers.
- 28 Signed draft pick WR **Will Fuller V**.

## JULY

- 20 Signed college free agent DT **Ra'Zahn Howard** and waived/injured CB **Richard Leonard**.
- 21 CB **Richard Leonard** reverted to the Texans' Reserve/Injured list.
- 25 Signed free agent WR **Quenton Bundrage** and waived WR **Richard Mullaney**.

- 25 Placed OLB **Brennan Scarlett** on the Active/Non-Football Injury list.
- 25 Placed five players on the Active/Physically Unable to Perform list: T **Jeff Adams**, S **Lonnie Ballentine**, T **Duane Brown**, CB **Cleveland Wallace III** and DE **J.J. Watt**.
- 30 Placed WR **DeAndre Hopkins** on the Reserve/Did Not Report list.
- 31 T **Jeff Adams** passed his physical and returned to practice.
- 31 WR **DeAndre Hopkins** was granted reinstatement to the active list from the Reserve/Did Not Report list.

## AUGUST

- 2 CB **Cleveland Wallace III** passed his physical and returned to practice.
- 3 Signed undrafted free agent T **Matt Pierson** and waived CB **Cleveland Wallace III**.
- 11 Waived CB **Richard Leonard** from Reserve/Injured with an injury settlement.
- 16 Signed free agent DE **Alex Carrington** and waived/injured FB **Soma Vainuku**.
- 17 FB **Soma Vainuku** reverted to the Reserve/Injured list.
- 18 OLB **Brennan Scarlett** passed his physical and returned to practice.
- 23 Released DE **Alex Carrington** from the active roster.
- 30 Waived seven players from the active roster: DT **Ra'Zahn Howard**, WR **Tevin Jones**, ILB **Ryan Langford**, WR **Josh Lenz**, T **Matt Pierson**, OLB **Carlos Thompson** and T **Arturo Uzdevinis**.
- 30 Waived DE **Jeffrey Pagan** from the active roster with an injury settlement.
- 30 Waived/injured OLB **Gerald Rivers** and CB **Duke Thomas**.
- 30 Placed three players on Reserve/Injured: S **Kurtis Drummond**, K **Ka'imi Fairbairn** and C **Nick Martin**.
- 30 Placed S **Lonnie Ballentine** on Reserve/Physically Unable to Perform.
- 31 OLB **Gerald Rivers** and CB **Duke Thomas** reverted to the Reserve/Injured list.

## SEPTEMBER

- 3 Waived 18 players from the active roster: T **Jeff Adams**, G **Karim Barton**, WR **Quenton Bundrage**, ILB **Reshard Cliett**, TE **Anthony Denham**, DE **Brandon Dunn**, RB **Kenny Hilliard**, RB **Akeem Hunt**, DE **Ufomba Kamalu**, OLB **Eric Lee**, T **Andrew McDonald**, CB **Terrance Mitchell**, CB **Robert Nelson**, DE **Dan Pettinato**, ILB **Shakeel Rashad**, G **Chad Slade**, TE **Eric Tomlinson** and WR **Wendall Williams**.
- 3 Waived/injured C **Dalton Freeman** and OLB **Tony Washington Jr.** from the active roster
- 3 Released S **Antonio Allen** and WR **Cecil Shorts III** from the active roster.
- 3 Moved T **Duane Brown** and DE **J.J. Watt** from the Active/Physically Unable to Perform list to the active roster.
- 4 C **Dalton Freeman** and OLB **Tony Washington Jr.** reverted to the Reserve/Injured list.
- 4 Signed eight players to the practice squad: WR **Quenton Bundrage**, RB **Akeem Hunt**, DE **Ufomba Kamalu**, OLB **Eric Lee**, CB **Robert Nelson**, ILB **Shakeel Rashad**, G **Chad Slade** and TE **Eric Tomlinson**.
- 4 DE **J.J. Watt** passed his physical.
- 5 Signed T **Joseph Cheek** and DE **Brandon Dunn** to the practice squad.
- 7 Waived CB **Duke Thomas** from Reserve/Injured with an injury settlement.

- 12 Waived C **Dalton Freeman** from Reserve/Injured with an injury settlement.
- 13 Waived FB **Soma Vainuku** from Reserve/Injured.
- 28 Signed free agent DE **Antonio Smith** to the active roster.
- 28 Placed DE **J.J. Watt** on Reserve/Injured.

## OCTOBER

- 5 Signed DE **Brandon Dunn** to the active roster from the practice squad.
- 5 Placed DE **Devon Still** on Reserve/Injured
- 5 Signed DE **Dan Pettinato** to the practice squad.
- 13 Signed CB **Robert Nelson** to the active roster from the practice squad.
- 13 Waived DE **Brandon Dunn** from the active roster.
- 15 Signed DE **Brandon Dunn** to the practice squad.
- 19 Signed free agent S **Don Jones** to the active roster.
- 19 Signed DE **Brandon Dunn** to the active roster from the practice squad.
- 19 S **Lonnie Ballentine** returned to practice.
- 19 Placed S **K.J. Dillon** and OLB **Brennan Scarlett** on Reserve/Injured.
- 19 Signed CB **Denzel Rice** to the practice squad.
- 22 Activated S **Lonnie Ballentine** from the Reserve/Physically Unable to Perform list.
- 22 Placed CB **Kevin Johnson** on Reserve/Injured.
- 26 Signed free agent T **Jeff Adams** to the active roster.
- 26 Placed T **Derek Newton** on Reserve/Injured.
- 27 Signed free agent G **Josh Walker** to the practice squad.
- 27 Released T **Joseph Cheek** from the practice squad.

## NOVEMBER

- 7 Signed free agent TE **RaShaun Allen** to the practice squad.
- 7 Waived T **Jeff Adams** from the active roster.
- 8 Signed G **Josh Walker** to the active roster from the practice squad.
- 8 Signed free agent WR **Wendall Williams** to the practice squad.
- 8 Placed WR **Quenton Bundrage** on the Practice Squad; Injured list.
- 9 Signed free agent T **Jeff Adams** to the practice squad.
- 12 Signed RB **Akeem Hunt** to the active roster from the practice squad.
- 12 Placed S **Lonnie Ballentine** on Reserve/Injured.
- 15 Signed free agent RB **Kenny Hilliard** to the practice squad.

# ALPHA ROSTER (as of Nov. 22)

NO.	NAME	POS	HT	WT	AGE	NFL EXP	COLLEGE	HIGH SCHOOL HOMETOWN	2016 Season GP-GS-DNP-IA
78	Aboushi, Oday	G	6-5	315	25	4	Virginia	Brooklyn, N.Y.	1-1-1-8
79	Allen, Jeff	G	6-4	325	26	5	Illinois	Chicago, Ill.	9-9-0-1
89	Anderson, Stephen	TE	6-2	235	23	R	California	San Jose, Calif.	7-0-0-3
68	Bergstrom, Tony	C	6-5	310	30	5	Utah	Salt Lake City, Utah	9-0-1-0
28	Blue, Alfred	RB	6-2	225	25	3	LSU	Boutte, La.	9-0-0-1
21	Bouye, A.J.	CB	6-0	190	25	4	Central Florida	Tucker, Ga.	9-5-0-1
76	Brown, Duane	T	6-4	315	31	9	Virginia Tech	Richmond, Va.	6-6-0-4
53	Bullough, Max	ILB	6-3	245	24	2	Michigan State	Traverse City, Mich.	10-2-0-0
74	Clark, Chris	T	6-5	305	31	7	Southern Miss.	New Orleans, La.	10-8-0-0
90	Clowney, Jadeveon	DE	6-5	270	23	3	South Carolina	Rock Hill, S.C.	10-10-0-0
95	Covington, Christian	DE	6-2	305	23	2	Rice	Vancouver, B.C., Canada	10-4-0-0
56	Cushing, Brian	ILB	6-3	255	29	8	Southern California	Park Ridge, N.J.	8-8-0-2
27	Demps, Quintin	S	5-11	210	31	9	Texas-El Paso	San Antonio, Texas	7-7-0-3
50	Dent, Akeem	ILB	6-1	250	29	6	Georgia	Atlanta, Ga.	10-0-0-0
92	Dunn, Brandon	DE	6-2	310	24	2	Louisville	Louisville, Ky.	2-0-0-3
34	Ervin, Tyler	RB	5-10	185	23	R	San Jose State	San Bernardino, Calif.	10-0-0-0
87	Fedorowicz, C.J.	TE	6-5	265	25	3	Iowa	Johnsburg, Ill.	10-10-0-0
15	Fuller V, Will	WR	6-0	180	22	R	Notre Dame	Philadelphia, Pa.	8-7-1-1
84	Griffin, Ryan	TE	6-6	265	26	4	Connecticut	Londonderry, N.H.	10-3-0-0
41	Grimes, Jonathan	RB	5-10	210	26	4	William & Mary	Palmyra, N.J.	4-0-0-6
29	Hal, Andre	S	5-10	195	24	3	Vanderbilt	Port Allen, La.	10-10-0-0
93	Heath, Joel	DE	6-6	300	23	R	Michigan State	Cincinnati, Ohio	6-2-0-4
10	Hopkins, DeAndre	WR	6-1	215	24	4	Clemson	Central, S.C.	10-10-0-0
33	Hunt, Akeem	RB	5-10	200	23	2	Purdue	Covington, Ga.	2-0-0-0
25	Jackson, Kareem	CB	5-10	185	28	7	Alabama	Macon, Ga.	8-8-0-2
31	James, Charles	CB	5-9	185	26	3	Charleston Southern	Jacksonville, Fla.	10-0-0-0
20	Jones, Don	S	5-11	195	26	4	Arkansas State	Town Creek, Ala.	8-0-0-0
24	Joseph, Johnathan	CB	5-11	185	32	11	South Carolina	Rock Hill, S.C.	10-9-0-0
63	Lamm, Kendall	T	6-6	310	24	2	Appalachian State	Charlotte, N.C.	9-2-1-0
9	Lechler, Shane	P	6-2	230	40	17	Texas A&M	East Bernard, Texas	10-0-0-0
65	Mancz, Greg	C	6-4	310	23	2	Toledo	Cincinnati, Ohio	10-10-0-0
55	McKinney, Benardrick	ILB	6-4	260	24	2	Mississippi State	Tunica, Miss.	10-10-0-0
59	Mercilus, Whitney	OLB	6-4	265	26	5	Illinois	Akron, Ohio	10-10-0-0
13	Miller, Braxton	WR	6-1	205	23	R	Ohio State	Springfield, Ohio	8-4-0-2
26	Miller, Lamar	RB	5-10	220	25	5	Miami (Fla.)	Miami, Fla.	10-10-0-0
43	Moore, Corey	S	6-2	200	23	1	Georgia	Griffin, Ga.	10-3-0-0
12	Mumphery, Keith	WR	6-0	210	24	2	Michigan State	Vienna, Ga.	5-0-0-5
32	Nelson, Robert	CB	5-10	170	26	2	Arizona State	Suwanee, Ga.	5-0-0-0
8	Novak, Nick	K	6-0	200	35	9	Maryland	Charlottesville, Va.	10-0-0-0
17	Osweller, Brock	QB	6-8	235	25	5	Arizona State	Coeur d'Alene, Idaho	10-10-0-0
52	Peters, Brian	ILB	6-4	240	28	2	Northwestern	Pickerington, Ohio	6-0-0-4
35	Pleasant, Eddie	S	5-10	200	27	4	Oregon	Compton, Calif.	8-0-0-2
45	Prosch, Jay	FB	6-1	255	24	3	Auburn	Mobile, Ala.	10-0-0-0
98	Reader, D.J.	NT	6-3	335	22	R	Clemson	Greensboro, N.C.	10-2-0-0
3	Savage, Tom	QB	6-4	230	26	3	Pittsburgh	Springfield, Pa.	0-0-10-0
51	Simon, John	OLB	6-1	260	26	4	Ohio State	Youngstown, Ohio	10-5-0-0
94	Smith, Antonio	DE	6-3	290	35	12	Oklahoma State	Oklahoma City, Okla.	7-0-0-0
11	Strong, Jaelen	WR	6-2	205	22	2	Arizona State	Philadelphia, Pa.	8-2-0-2
71	Su'a-Filo, Xavier	G	6-4	320	25	3	UCLA	American Fork, Utah	10-10-0-0
73	Walker, Josh	G	6-5	328	25	2	Middle Tennessee St.	Spring City, Tenn.	0-0-1-1
5	Weeden, Brandon	QB	6-4	230	33	5	Oklahoma State	Oklahoma City, Okla.	0-0-0-10
46	Weeks, Jon	LS	5-10	250	30	7	Baylor	Bethpage, N.Y.	10-0-0-0
75	Wilfork, Vince	NT	6-2	325	35	13	Miami (Fla.)	Boynton Beach, Fla.	9-9-0-1
<b>Practice Squad (10)</b>									
70	Adams, Jeff	T	6-6	315	27	3	Columbia	Berwyn, Ill.	0-0-0-1
88	Allen, RaShaun	TE	6-4	250	26	2	Southern University	Cleveland, Ohio	0-0-0-0
38	Hilliard, Kenny	RB	5-11	225	25	1	LSU	Patterson, La.	0-0-0-0
97	Kamalu, Ufomba	DE	6-6	295	24	R	Miami (Fla.)	Fayetteville, Ga.	0-0-0-0
47	Lee, Eric	OLB	6-3	260	22	R	South Florida	Daphne, Ala.	0-0-0-0
96	Pettinato, Dan	DE	6-4	290	24	1	Arizona	Grass Valley, Calif.	0-0-0-0
42	Rashad, Shakeel	ILB	6-2	240	22	R	North Carolina	Jacksonville, Fla.	0-0-0-0
22	Rice, Denzel	CB	6-0	196	23	2	Coastal Carolina	Winston-Salem, N.C.	0-0-0-0
62	Slade, Chad	G	6-5	315	24	2	Auburn	Moody, Ala.	0-0-0-0
82	Williams, Wendall	WR	5-10	185	26	R	Cumberlands	Syracuse, N.Y.	0-0-0-0
<b>Reserve/Injured (12)</b>									
39	Ballentine, Lonnie	S	6-3	225	23	3	Memphis	Memphis, Tenn.	2-0-0-0
36	Dillon, K.J.	S	6-0	200	22	R	West Virginia	Apopka, Fla.	5-0-0-1
23	Drummond, Kurtis	S	6-1	200	24	2	Michigan State	Masury, Ohio	0-0-0-0
7	Fairbairn, Ka'imi	K	6-0	190	22	R	UCLA	Kailua, Hawaii	0-0-0-0
30	Johnson, Kevin	CB	6-0	185	24	2	Wake Forest	Clarksville, Md.	6-3-0-0
66	Martin, Nick	C	6-4	300	23	R	Notre Dame	Indianapolis, Ind.	0-0-0-0
72	Newton, Derek	T	6-6	315	29	6	Arkansas State	Utica, Miss.	6-6-1-0
48	Rivers, Gerald	OLB	6-2	250	26	2	Mississippi	Ellenwood, Ga.	0-0-0-0
57	Scarlett, Brennan	OLB	6-4	260	23	R	Stanford	Portland, Ore.	5-0-0-1
91	Still, Devon	DE	6-5	305	27	4	Penn State	Camden, N.J.	3-0-0-1
49	Washington Jr., Tony	OLB	6-4	255	24	1	Oregon	West Los Angeles, Calif.	0-0-0-0
99	Watt, J.J.	DE	6-5	295	27	6	Wisconsin	Pewaukee, Wisc.	3-3-0-0
<b>Reserve/Non-Football Illness (1)</b>									
77	Quessenberry, David	G	6-5	306	26	4	San Jose State	Encinitas, Calif.	0-0-0-0
<b>Practice Squad; Injured (1)</b>									
14	Bundrage, Quenton	WR	6-2	195	25	R	Iowa State	Palmetto, Fla.	0-0-0-0

## COACHING ROSTER

COACH	POSITION
Bill O'Brien	Head Coach
Romeo Crennel	Defensive Coordinator
George Godsey	Offensive Coordinator
Larry Izzo	Special Teams Coordinator
Brian Bell	Assistant Strength and Conditioning
Jim Bernhardt	Director of Football Research
Shane Bowen	Defensive Assistant
John Butler	Secondary
Doug Colman	Assistant Special Teams
Mike Devlin	Offensive Line
Craig Fitzgerald	Head Strength and Conditioning
Ian Jones	Assistant Strength and Conditioning
Tim Kelly	Assistant Offensive Line/Offensive Quality Control
Will Lawing	Defensive Quality Control
Charles London	Running Backs
Anthony Midget	Assistant Secondary
Pat O'Hara	Offensive Assistant
John Perry	Tight Ends
Sean Ryan	Wide Receivers
Mike Vrabel	Linebackers
Anthony Weaver	Defensive Line

## PRONUNCIATION GUIDE

PLAYER	PRONUNCIATION
Oday Aboushi	OH-day ah-BOO-she
Lonnie Ballentine	Bal-en-TINE
A.J. Bouye	boy-YAY
Jadeveon Clowney	juh-DEV-ee-on
Ka'imi Fairbairn	kuh-EE-me fair-bear-IN
C.J. Fiedorowicz	feh-DOR-uh-wits
DeAndre Hopkins	D-Andre
Ufomba Kamalu	a-FOM-ba ka-MA-lu
Greg Mancz	MANTS
Whitney Mercilus	MER-sih-lus
Jay Prosch	PRAWSH
Xavier Su'a-Filo	SOO-ah-fee-lo

## PARTICIPATION KEY

GP	Games Played
GS	Games Started
DNP	Did Not Play
IA	Inactive



# NUMERIC ROSTER (as of Nov. 22)

NO.	NAME	POS	HT	WT	AGE	NFL EXP	COLLEGE	HIGH SCHOOL HOMETOWN	HOW ACQUIRED
3	Tom Savage	QB	6-4	230	26	3	Pittsburgh	Springfield, Pa.	D4-'14
5	Brandon Weeden	QB	6-4	200	33	5	Oklahoma State	Oklahoma City, Okla.	W-'15 (DAL)
8	Nick Novak	K	6-0	200	35	9	Maryland	Charlottesville, Va.	FA-'15
9	Shane Lechler	P	6-2	230	40	17	Texas A&M	East Bernard, Texas	UFA-'13 (OAK)
10	DeAndre Hopkins	WR	6-1	215	24	4	Clemson	Central, S.C.	D1-'13
11	Jaelen Strong	WR	6-2	205	22	2	Arizona State	Philadelphia, Pa.	D3-'15
12	Keith Humphery	WR	6-0	210	24	2	Michigan State	Vienna, Ga.	D5-'15
13	Braxton Miller	WR	6-1	205	23	R	Ohio State	Springfield, Ohio	D3-'16
15	Will Fuller V	WR	6-0	180	22	R	Notre Dame	Philadelphia, Pa.	D1-'16
17	Brock Osweiler	QB	6-8	235	25	5	Arizona State	Coeur d'Alene, Idaho	UFA-'16 (DEN)
20	Don Jones	S	5-11	195	26	4	Arkansas State	Town Creek, Ala.	FA-'16
21	A.J. Bouye	CB	6-0	190	25	4	Central Florida	Tucker, Ga.	CFA-'13
24	Johnathan Joseph	CB	5-11	185	32	11	South Carolina	Rock Hill, S.C.	UFA-'11 (CIN)
25	Kareem Jackson	CB	5-10	185	28	7	Alabama	Macon, Ga.	D1-'10
26	Lamar Miller	RB	5-10	220	25	5	Miami (Fla.)	Miami, Fla.	UFA-'16 (MIA)
27	Quintin Demps	S	5-11	210	31	9	Texas-El Paso	San Antonio, Texas	FA-'15
28	Alfred Blue	RB	6-2	225	25	3	LSU	Boutte, La.	D6b-'14
29	Andre Hal	S	5-10	195	24	3	Vanderbilt	Port Allen, La.	D7a-'14
31	Charles James	CB	5-9	185	26	3	Charleston Southern	Jacksonville, Fla.	W-'15 (BAL)
32	Robert Nelson	CB	5-10	170	26	2	Arizona State	Suwanee, Ga.	FA-'15
33	Akeem Hunt	RB	5-10	200	23	2	Purdue	Covington, Ga.	FA-'15
34	Tyler Ervin	RB	5-10	185	23	R	San Jose State	San Bernardino, Calif.	D4-'16
35	Eddie Pleasant	S	5-10	200	27	4	Oregon	Compton, Calif.	CFA-'12
41	Jonathan Grimes	RB	5-10	210	26	4	William & Mary	Palmyra, N.J.	FA-'13
43	Corey Moore	S	6-2	200	23	1	Georgia	Griffin, Ga.	CFA-'15
45	Jay Prosch	FB	6-1	255	24	3	Auburn	Mobile, Ala.	D6c-'14
46	Jon Weeks	LS	5-10	250	30	7	Baylor	Bethpage, N.Y.	FA-'10
50	Akeem Dent	ILB	6-1	250	29	6	Georgia	Atlanta, Ga.	T-'14 (ATL)
51	John Simon	OLB	6-1	260	26	4	Ohio State	Youngstown, Ohio	FA-'14
52	Brian Peters	ILB	6-4	240	28	2	Northwestern	Pickerington, Ohio	FA-'15
53	Max Bullough	ILB	6-3	245	24	2	Michigan State	Traverse City, Mich.	CFA-'14
55	Benardrick McKinney	ILB	6-4	260	24	2	Mississippi State	Tunica, Miss.	D2-'15
56	Brian Cushing	ILB	6-3	255	29	8	Southern California	Park Ridge, N.J.	D1-'09
59	Whitney Mercilus	OLB	6-4	265	26	5	Illinois	Akron, Ohio	D1-'12
63	Kendall Lamm	T	6-6	310	24	2	Appalachian State	Charlotte, N.C.	CFA-'15
65	Greg Mancz	C	6-4	310	23	2	Toledo	Cincinnati, Ohio	CFA-'15
68	Tony Bergstrom	C	6-5	310	30	5	Utah	Salt Lake City, Utah	UFA-'16 (OAK)
71	Xavier Su'a-Filo	G	6-4	320	25	3	UCLA	American Fork, Utah	D2-'14
73	Josh Walker	G	6-5	328	25	2	Middle Tennessee St.	Spring City, Tenn.	FA-'16
74	Chris Clark	T	6-5	305	31	7	Southern Miss.	New Orleans, La.	T-'15 (DEN)
75	Vince Wilfork	NT	6-2	325	35	13	Miami (Fla.)	Boynton Beach, Fla.	UFA-'15 (NE)
76	Duane Brown	T	6-4	315	31	9	Virginia Tech	Richmond, Va.	D1-'08
78	Oday Aboushi	G	6-5	315	25	4	Virginia	Brooklyn, N.Y.	W-'15 (NYJ)
79	Jeff Allen	G	6-4	325	26	5	Illinois	Chicago, Ill.	UFA-'16 (KC)
84	Ryan Griffin	TE	6-6	265	26	4	Connecticut	Londonderry, N.H.	D6d-'13
87	C.J. Fiedorowicz	TE	6-5	265	25	3	Iowa	Johnsburg, Ill.	D3a-'14
89	Stephen Anderson	TE	6-2	235	23	R	California	San Jose, Calif.	CFA-'16
90	Jadeveon Clowney	DE	6-5	270	23	3	South Carolina	Rock Hill, S.C.	D1-'14
92	Brandon Dunn	DE	6-2	310	24	2	Louisville	Louisville, Ky.	FA-'15
93	Joel Heath	DE	6-6	300	23	R	Michigan State	Cincinnati, Ohio	CFA-'16
94	Antonio Smith	DE	6-3	290	35	12	Oklahoma State	Oklahoma City, Okla.	FA-'16
95	Christian Covington	DE	6-2	305	23	2	Rice	Vancouver, BC, Canada	D6b-'15
98	D.J. Reader	NT	6-3	335	22	R	Clemson	Greensboro, N.C.	D5b-'16
<b>Practice Squad (10)</b>									
22	Denzel Rice	CB	6-0	196	23	2	Coastal Carolina	Winston-Salem, N.C.	FA-'16
38	Kenny Hilliard	RB	5-11	225	25	1	LSU	Patterson, La.	FA-'16
42	Shakeel Rashad	ILB	6-2	240	22	R	North Carolina	Jacksonville, Fla.	CFA-'16
47	Eric Lee	OLB	6-3	260	22	R	South Florida	Daphne, Ala.	CFA-'16
62	Chad Slade	G	6-5	315	24	2	Auburn	Moody, Ala.	CFA-'15
70	Jeff Adams	T	6-6	315	27	3	Columbia	Berwyn, Ill.	FA-'16
82	Wendall Williams	WR	5-10	185	26	R	Cumberland	Syracuse, N.Y.	FA-'16
88	RaShaun Allen	TE	6-4	250	26	2	Southern University	Cleveland, Ohio	FA-'16
96	Dan Pettinato	DE	6-4	290	24	1	Arizona	Grass Valley, Calif.	FA-'16
97	Ufomba Kamalu	DE	6-6	295	24	R	Miami (Fla.)	Fayetteville, Ga.	CFA-'16
<b>Reserve/Injured (12)</b>									
7	Ka'imi Fairbairn	K	6-0	190	22	R	UCLA	Kailua, Hawaii	CFA-'16
23	Kurtis Drummond	S	6-1	200	24	2	Michigan State	Masury, Ohio	CFA-'15
30	Kevin Johnson	CB	6-0	185	24	2	Wake Forest	Clarksville, Md.	D1-'15
36	K.J. Dillon	S	6-0	200	22	R	West Virginia	Miami, Fla.	D5a-'16
39	Lonnie Ballentine	S	6-3	225	23	3	Memphis	Memphis, Tenn.	D7b-'14
48	Gerald Rivers	OLB	6-2	250	26	2	Mississippi	Ellenwood, Ga.	FA-'15
49	Tony Washington Jr.	OLB	6-4	255	24	1	Oregon	West Los Angeles, Calif.	FA-'15
57	Brennan Scarlett	OLB	6-4	260	23	R	Stanford	Portland, Ore.	CFA-'16
66	Nick Martin	C	6-4	300	23	R	Notre Dame	Indianapolis, Ind.	D2-'16
72	Derek Newton	T	6-6	315	29	6	Arkansas State	Utica, Miss.	D7a-'11
91	Devon Still	DE	6-5	305	27	4	Penn State	Camden, N.J.	FA-'15
99	J.J. Watt	DE	6-5	295	27	6	Wisconsin	Pewaukee, Wisc.	D1-'11
<b>Reserve/Non-Football Illness (1)</b>									
77	David Quessenberry	G	6-5	306	26	3	San Jose State	Encinitas, Calif.	D6a-'13
<b>Practice Squad; Injured (1)</b>									
14	Quenton Bundrage	WR	6-2	195	25	R	Iowa State	Palmetto, Fla.	FA-'16

## COACHING ROSTER

COACH	POSITION
Bill O'Brien	Head Coach
Romeo Crennel	Defensive Coordinator
George Godsey	Offensive Coordinator
Larry Izzo	Special Teams Coordinator
Brian Bell	Assistant Strength and Conditioning
Jim Bernhardt	Director of Football Research
Shane Bowen	Defensive Assistant
John Butler	Secondary
Doug Colman	Assistant Special Teams
Mike Devlin	Offensive Line
Craig Fitzgerald	Head Strength and Conditioning
Ian Jones	Assistant Strength and Conditioning
Tim Kelly	Assistant Offensive Line/Offensive Quality Control
Will Lawing	Defensive Quality Control
Charles London	Running Backs
Anthony Midget	Assistant Secondary
Pat O'Hara	Offensive Assistant
John Perry	Tight Ends
Sean Ryan	Wide Receivers
Mike Vrabel	Linebackers
Anthony Weaver	Defensive Line

## PRONUNCIATION GUIDE

PLAYER	PRONUNCIATION
Oday Aboushi	OH-day ah-BOO-she
Lonnie Ballentine	Bal-en-TINE
A.J. Bouye	boy-YAY
Jadeveon Clowney	juh-DEV-ee-on
Ka'imi Fairbairn	kuh-EE-me fair-bear-IN
C.J. Fiedorowicz	feh-DOR-uh-wits
DeAndre Hopkins	D-Andre
Ufomba Kamalu	a-FOM-ba ka-MA-lu
Greg Mancz	MANTS
Whitney Mercilus	MER-sih-lus
Jay Prosch	PRAWSH
Xavier Su'a-Filo	SOO-ah-fee-lo

## HOW ACQUIRED KEY

CFA	College Free Agent
D	Draft Pick
FA	Free Agent
T	Trade
UFA	Unrestricted Free Agent
W	Waivers
O	Previous Team

# 2016 REG. SEASON PARTICIPATION

Name	9/11 vs. CHI	9/18 vs. KC	9/22 at NE	10/2 vs. TEN	10/9 at MIN	10/16 vs. IND	10/24 at DEN	10/30 vs. DET	11/13 at JAX	11/21 at OAK	11/27 vs. SD	12/4 at GB	12/11 at IND	12/18 vs. JAX	12/24 vs. CIN	1/1/16 at TEN	Reg. Season GP-GS-DNP-IA
Aoushi, Oday	IA	IA	IA	IA	IA	RG	IA	IA	DNP	IA							1-1-1-8
Allen, Jeff	RG	RG	RG	RG	RG	IA	RG	RG	RG	RG							9-9-0-1
Anderson, Stephen	SUB	SUB	SUB	IA	IA	IA	SUB	SUB	SUB	SUB							7-0-0-3
Bergstrom, Tony	SUB	SUB	DNP	SUB	SUB	SUB	SUB	SUB	SUB	SUB							9-0-1-0
Blue, Alfred	SUB	SUB	SUB	SUB	SUB	SUB	SUB	SUB	SUB	IA							9-0-0-1
Bouye, A.J.	SUB	SUB	SUB	SUB	CB	RCB	LCB	RCB	IA	RCB							9-5-0-1
Brown, Duane	IA	IA	IA	IA	LT	LT	LT	LT	LT	LT							6-6-0-4
Bullough, Max	SUB	MIKE	MIKE	SUB	SUB	SUB	SUB	SUB	SUB	SUB							10-2-0-0
Clark, Chris	LT	LT	LT	LT	SUB	RT	SUB	RT	RT	RT							10-8-0-0
Clowney, Jadeveon	RDE	LDE	RDE	RDE	RDE	RDE	RDE	RDE	RDE	RDE							10-10-0-0
Covington, Christian	SUB	SUB	SUB	LDE	LDE	LDE	LDE	SUB	SUB	SUB							10-4-0-0
Cushing, Brian	MIKE	IA	IA	MIKE	MIKE	MIKE	MIKE	MIKE	MIKE	MIKE							8-8-0-2
Demps, Quintin	SS	SS	SS	SS	SS	IA	IA	IA	SS	SS							7-7-0-3
Dent, Akeem	SUB	SUB	SUB	SUB	SUB	SUB	SUB	SUB	SUB	SUB							10-0-0-0
Dunn, Brandon	PS	PS	PS	PS	IA	PS	SUB	IA	SUB	IA							2-0-0-3
Ervin, Tyler	SUB	SUB	SUB	SUB	SUB	SUB	SUB	SUB	SUB	SUB							10-0-0-0
Fiedorowicz, C.J.	TE	TE	TE	TE	TE	TE	TE	TE	TE	TE							10-10-0-0
Fuller V, Will	WR	WR	WR	WR	WR	DNP	WR	WR	IA	SUB							8-7-1-1
Griffin, Ryan	SUB	SUB	SUB	SUB	TE	SUB	SUB	SUB	TE	TE							10-3-0-0
Grimes, Jonathan	SUB	SUB	SUB	IA	IA	IA	IA	SUB	IA	IA							4-0-0-6
Hal, Andre	FS	FS	FS	FS	FS	FS	FS	FS	FS	FS							10-10-0-0
Heath, Joel	IA	IA	SUB	IA	SUB	SUB	IA	SUB	LDE	LDE							6-2-0-4
Hopkins, DeAndre	WR	WR	WR	WR	WR	WR	WR	WR	WR	WR							10-10-0-0
Hunt, Akeem	PS	PS	PS	PS	PS	PS	PS	PS	SUB	SUB							2-0-0-0
Jackson, Kareem	RCB	RCB	RCB	RCB	IA	IA	RCB	CB	RCB	CB							8-8-0-2
James, Charles	SUB	SUB	SUB	SUB	SUB	SUB	SUB	SUB	SUB	SUB							10-0-0-0
Jones, Don	NWT	NWT	NWT	NWT	NWT	NWT	SUB	SUB	SUB	SUB							8-0-0-0
Joseph, Johnathan	LCB	LCB	LCB	LCB	LCB	LCB	SUB	LCB	LCB	LCB							10-9-0-0
Lamm, Kendall	SUB	SUB	DNP	T	SUB	T	T	SUB	SUB	SUB							9-2-1-0
Lechler, Shane	SUB	SUB	SUB	SUB	SUB	SUB	SUB	SUB	SUB	SUB							10-0-0-0
Manz, Greg	C	C	C	C	C	C	C	C	C	C							10-10-0-0
McKinney, Benardrick	WILL	WILL	WILL	WILL	WILL	WILL	WILL	WILL	WILL	WILL							10-10-0-0
Mercilus, Whitney	SAM	SAM	SAM	SAM	SAM	SAM	SAM	SAM	SAM	SAM							10-10-0-0
Miller, Braxton	WR	WR	IA	IA	SUB	SUB	SUB	SUB	WR	WR							8-4-0-2
Miller, Lamar	RB	RB	RB	RB	RB	RB	RB	RB	RB	RB							10-10-0-0
Moore, Corey	SUB	SUB	SUB	SUB	SUB	SS	SS	SS	SUB	SUB							10-3-0-0
Mumphery, Keith	IA	IA	SUB	SUB	IA	SUB	IA	IA	SUB	SUB							5-0-0-5
Nelson, Robert	PS	PS	PS	PS	PS	SUB	SUB	SUB	SUB	SUB							5-0-0-0
Novak, Nick	SUB	SUB	SUB	SUB	SUB	SUB	SUB	SUB	SUB	SUB							10-0-0-0
Osweller, Brock	QB	QB	QB	QB	QB	QB	QB	QB	QB	QB							10-10-0-0
Peters, Brian	SUB	SUB	SUB	SUB	SUB	IA	IA	IA	IA	SUB							6-0-0-4
Pleasant, Eddie	SUB	IA	IA	SUB	SUB	SUB	SUB	SUB	SUB	SUB							8-0-0-2
Prosch, Jay	SUB	SUB	SUB	SUB	SUB	SUB	SUB	SUB	SUB	SUB							10-0-0-0
Reader, D.J.	SUB	SUB	SUB	SUB	SUB	SUB	SUB	LDE	NT	SUB							10-2-0-0
Savage, Tom	DNP	DNP	DNP	DNP	DNP	DNP	DNP	DNP	DNP	DNP							0-0-10-0
Simon, John	JACK	JACK	JACK	SUB	SUB	SUB	JACK	SUB	JACK	SUB							10-5-0-0
Smith, Antonio	NWT	NWT	NWT	SUB	SUB	SUB	SUB	SUB	SUB	SUB							7-0-0-0
Strong, Jaelen	SUB	SUB	WR	SUB	SUB	WR	SUB	SUB	IA	IA							8-2-0-2
Su'a-Filo, Xavier	LG	LG	LG	LG	LG	LG	LG	LG	LG	LG							10-10-0-0
Walker, Josh	NWT	NWT	NWT	NWT	NWT	NWT	NWT	PS	DNP	IA							0-0-1-1
Weeden, Brandon	IA	IA	IA	IA	IA	IA	IA	IA	IA	IA							0-0-0-10
Weeks, Jon	SUB	SUB	SUB	SUB	SUB	SUB	SUB	SUB	SUB	SUB							10-0-0-0
Wilfork, Vince	NT	NT	NT	NT	NT	NT	NT	NT	IA	NT							9-9-0-1
<b>PRACTICE SQUAD (10)</b>																	
Adams, Jeff	NWT	NWT	NWT	NWT	NWT	NWT	NWT	IA	PS	PS							0-0-0-1
Allen, RaShaun	NWT	NWT	NWT	NWT	NWT	NWT	NWT	NWT	PS	PS							0-0-0-0
Hilliard, Kenny	NWT	NWT	NWT	NWT	NWT	NWT	NWT	NWT	NWT	PS							0-0-0-0
Kamalu, Ufomba	PS	PS	PS	PS	PS	PS	PS	PS	PS	PS							0-0-0-0
Lee, Eric	PS	PS	PS	PS	PS	PS	PS	PS	PS	PS							0-0-0-0
Pettinato, Dan	NWT	NWT	NWT	NWT	PS	PS	PS	PS	PS	PS							0-0-0-0
Rashad, Shakeel	PS	PS	PS	PS	PS	PS	PS	PS	PS	PS							0-0-0-0
Rice, Denzel	NWT	NWT	NWT	NWT	NWT	NWT	PS	PS	PS	PS							0-0-0-0
Slade, Chad	PS	PS	PS	PS	PS	PS	PS	PS	PS	PS							0-0-0-0
Williams, Wendall	NWT	NWT	NWT	NWT	NWT	NWT	NWT	NWT	PS	PS							0-0-0-0
<b>RESERVE PLAYERS (14)</b>																	
Ballentine, Lonnie	PUP	PUP	PUP	PUP	PUP	PUP	SUB	SUB	IR	IR							2-0-0-0
Dillon, K.J.	IA	SUB	SUB	SUB	SUB	SUB	IR	IR	IR	IR							5-0-0-1
Drummond, Kurtis	IR	IR	IR	IR	IR	IR	IR	IR	IR	IR							0-0-0-0
Fairbairn, Ka'imi	IR	IR	IR	IR	IR	IR	IR	IR	IR	IR							0-0-0-0
Johnson, Kevin	SUB	SUB	SUB	CB	RCB	CB	IR	IR	IR	IR							6-3-0-0
Martin, Nick	IR	IR	IR	IR	IR	IR	IR	IR	IR	IR							0-0-0-0
Newton, Derek	RT	RT	RT	RT	RT	DNP	RT	IR	IR	IR							6-6-1-0
Rivers, Gerald	IR	IR	IR	IR	IR	IR	IR	IR	IR	IR							0-0-0-0
Scarlett, Brennan	IA	SUB	SUB	SUB	SUB	SUB	IR	IR	IR	IR							5-0-0-1
Still, Devon	SUB	SUB	IA	SUB	IR	IR	IR	IR	IR	IR							3-0-0-1
Washington Jr., Tony	IR	IR	IR	IR	IR	IR	IR	IR	IR	IR							0-0-0-0
Watt, J.J.	LDE	RDE	LDE	IR	IR	IR	IR	IR	IR	IR							3-3-0-0
Quessenberry, David	NFILL	NFILL	NFILL	NFILL	NFILL	NFILL	NFILL	NFILL	NFILL	NFILL							0-0-0-0
Bundrage, Quenton	PS	PS	PS	PS	PS	PS	PS	PS	PSI	PSI							0-0-0-0
<b>NOT WITH TEAM (4)</b>																	
Cheek, Joseph	PS	PS	PS	PS	PS	PS	PS	NWT	NWT	NWT							0-0-0-0
Freeman, Dalton	IR	NWT	NWT	NWT	NWT	NWT	NWT	NWT	NWT	NWT							0-0-0-0
Tomlinson, Eric	PS	PS	PS	PS	PS	PS	PS	PS	NWT	NWT							0-0-0-0
Vainuku, Soma	IR	NWT	NWT	NWT	NWT	NWT	NWT	NWT	NWT	NWT							0-0-0-0

# STARTERS / INACTIVES / CAPTAINS

## STARTERS - OFFENSE

	WR	LT	LG	C	RG	RT	TE	WR	RB	QB	FB
9/11 CHICAGO	D. Hopkins	C. Clark	X. Su'a-Filo	G. Mancz	J. Allen	D. Newton	C. Fiedorowicz	<b>W. Fuller V</b>	L. Miller	B. Osweiler	<b>B. Miller (WR)</b>
9/18 KANSAS CITY	D. Hopkins	C. Clark	X. Su'a-Filo	G. Mancz	J. Allen	D. Newton	C. Fiedorowicz	<b>W. Fuller V</b>	L. Miller	B. Osweiler	<b>B. Miller (WR)</b>
9/22 at New England	D. Hopkins	C. Clark	X. Su'a-Filo	G. Mancz	J. Allen	D. Newton	C. Fiedorowicz	<b>W. Fuller V</b>	L. Miller	B. Osweiler	J. Strong (WR)
10/2 TENNESSEE	D. Hopkins	C. Clark	X. Su'a-Filo	G. Mancz	J. Allen	D. Newton	C. Fiedorowicz	<b>W. Fuller V</b>	L. Miller	B. Osweiler	K. Lamm (T)
10/9 at Minnesota	D. Hopkins	D. Brown	X. Su'a-Filo	G. Mancz	J. Allen	D. Newton	C. Fiedorowicz	<b>W. Fuller V</b>	L. Miller	B. Osweiler	R. Griffin (TE)
10/16 INDIANAPOLIS	D. Hopkins	D. Brown	X. Su'a-Filo	G. Mancz	O. Aboushi	C. Clark	C. Fiedorowicz	J. Strong	L. Miller	B. Osweiler	K. Lamm (T)
10/24 at Denver	D. Hopkins	D. Brown	X. Su'a-Filo	G. Mancz	J. Allen	D. Newton	C. Fiedorowicz	<b>W. Fuller V</b>	L. Miller	B. Osweiler	K. Lamm (T)
10/30 DETROIT	D. Hopkins	D. Brown	X. Su'a-Filo	G. Mancz	J. Allen	C. Clark	C. Fiedorowicz	<b>W. Fuller V</b>	L. Miller	B. Osweiler	J. Prosch
11/13 at Jacksonville	D. Hopkins	D. Brown	X. Su'a-Filo	G. Mancz	J. Allen	C. Clark	C. Fiedorowicz	<b>B. Miller</b>	L. Miller	B. Osweiler	R. Griffin (TE)
11/21 at Oakland	D. Hopkins	D. Brown	X. Su'a-Filo	G. Mancz	J. Allen	C. Clark	C. Fiedorowicz	<b>B. Miller</b>	L. Miller	B. Osweiler	R. Griffin (TE)
11/27 SAN DIEGO											
12/4 at Green Bay											
12/11 at Indianapolis											
12/18 JACKSONVILLE											
12/24 CINCINNATI											
1/1/16 at Tennessee											

## STARTERS - DEFENSE

	LDE	NT	RDE	JACK	WILL	MIKE	SAM	LCB	FS	SS	RCB
9/11 CHICAGO	J. Watt	V. Wilfork	J. Clowney	J. Simon	B. McKinney	B. Cushing	W. Mercilus	J. Joseph	A. Hal	Q. Demps	K. Jackson
9/18 KANSAS CITY	J. Clowney	V. Wilfork	J. Watt	J. Simon	B. McKinney	M. Bullough	W. Mercilus	J. Joseph	A. Hal	Q. Demps	K. Jackson
9/22 at New England	J. Watt	V. Wilfork	J. Clowney	J. Simon	B. McKinney	M. Bullough	W. Mercilus	J. Joseph	A. Hal	Q. Demps	K. Jackson
10/2 TENNESSEE	C. Covington	V. Wilfork	J. Clowney	K. Johnson (CB)	B. McKinney	B. Cushing	W. Mercilus	J. Joseph	A. Hal	Q. Demps	K. Jackson
10/9 at Minnesota	C. Covington	V. Wilfork	J. Clowney	A. Bouye (CB)	B. McKinney	B. Cushing	W. Mercilus	J. Joseph	A. Hal	Q. Demps	K. Johnson
10/16 INDIANAPOLIS	C. Covington	V. Wilfork	J. Clowney	K. Johnson (CB)	B. McKinney	B. Cushing	W. Mercilus	J. Joseph	A. Hal	C. Moore	A. Bouye
10/24 at Denver	C. Covington	V. Wilfork	J. Clowney	J. Simon	B. McKinney	B. Cushing	W. Mercilus	A. Bouye	A. Hal	C. Moore	K. Jackson
10/30 DETROIT	<b>D. Reader</b>	V. Wilfork	J. Clowney	K. Jackson (CB)	B. McKinney	B. Cushing	W. Mercilus	J. Joseph	A. Hal	C. Moore	A. Bouye
11/13 at Jacksonville	<b>J. Heath</b>	<b>D. Reader</b>	J. Clowney	J. Simon	B. McKinney	B. Cushing	W. Mercilus	J. Joseph	A. Hal	Q. Demps	K. Jackson
11/21 at Oakland	<b>J. Heath</b>	V. Wilfork	J. Clowney	K. Jackson (CB)	B. McKinney	B. Cushing	W. Mercilus	J. Joseph	A. Hal	Q. Demps	A. Bouye
11/27 SAN DIEGO											
12/4 at Green Bay											
12/11 at Indianapolis											
12/18 JACKSONVILLE											
12/24 CINCINNATI											
1/1/16 at Tennessee											

## INACTIVES

## CAPTAINS

	1	2	3	4	5	6	7	1	2	3	4	5	6
9/11 CHICAGO	O. Aboushi	D. Brown	<b>K. Dillon</b>	<b>J. Heath</b>	K. Mumphery	<b>B. Scarlett</b>	B. Weeden	J. Joseph	S. Lechler	B. Osweiler	V. Wilfork		
9/18 KANSAS CITY	O. Aboushi	D. Brown	B. Cushing	<b>J. Heath</b>	K. Mumphery	E. Pleasant	B. Weeden	J. Allen	D. Brown	B. Cushing	S. Lechler	J. Watt	
9/22 at New England	O. Aboushi	D. Brown	B. Cushing	<b>B. Miller</b>	E. Pleasant	D. Still	B. Weeden	D. Hopkins	S. Lechler	B. Osweiler	J. Watt	V. Wilfork	
10/2 TENNESSEE	O. Aboushi	<b>S. Anderson</b>	D. Brown	J. Grimes	<b>J. Heath</b>	<b>B. Miller</b>	B. Weeden	B. Cushing	K. Jackson	S. Lechler	W. Mercilus	D. Newton	B. Osweiler
10/9 at Minnesota	O. Aboushi	<b>S. Anderson</b>	B. Dunn	J. Grimes	K. Jackson	K. Mumphery	B. Weeden	D. Brown	B. Cushing	S. Lechler	B. Osweiler	B. Peters	V. Wilfork
10/16 INDIANAPOLIS	J. Allen	<b>S. Anderson</b>	Q. Demps	J. Grimes	K. Jackson	B. Peters	B. Weeden	D. Brown	B. Cushing	J. Joseph	S. Lechler	B. Osweiler	
10/24 at Denver	O. Aboushi	Q. Demps	J. Grimes	<b>J. Heath</b>	K. Mumphery	B. Peters	B. Weeden	C. Clark	B. Cushing	J. Joseph	S. Lechler	L. Miller	B. Osweiler
10/30 DETROIT	O. Aboushi	J. Adams	Q. Demps	B. Dunn	K. Mumphery	B. Peters	B. Weeden	D. Brown	M. Bullough	B. Cushing	S. Lechler	W. Mercilus	B. Osweiler
11/13 at Jacksonville	A. Bouye	<b>W. Fuller</b>	J. Grimes	B. Peters	J. Strong	B. Weeden	V. Wilfork	D. Brown	B. Cushing	J. Joseph	S. Lechler	B. Osweiler	
11/21 at Oakland	O. Aboushi	A. Blue	B. Dunn	J. Grimes	J. Strong	J. Walker	B. Weeden	D. Brown	B. Cushing	J. Joseph	S. Lechler	B. Osweiler	A. Smith
11/27 SAN DIEGO													
12/4 at Green Bay													
12/11 at Indianapolis													
12/18 JACKSONVILLE													
12/24 CINCINNATI													
1/1/16 at Tennessee													

**Bold underline** denotes rookie

# ROSTER BY POSITION

## OFFENSE

### Quarterbacks (3)

3	Tom Savage	QB	6-4	230	3	Pittsburgh
5	Brandon Weeden	QB	6-4	230	5	Oklahoma State
17	Brock Osweiler	QB	6-8	235	5	Arizona State

### Wide Receivers (5)

10	DeAndre Hopkins	WR	6-1	215	4	Clemson
11	Jaelen Strong	WR	6-2	205	2	Arizona State
12	Keith Mumphery	WR	6-0	210	2	Michigan State
13	Braxton Miller	WR	6-1	205	R	Ohio State
15	Will Fuller V	WR	6-0	180	R	Notre Dame

### Running Backs (6)

26	Lamar Miller	RB	5-10	220	5	Miami (Fla.)
28	Alfred Blue	RB	6-2	225	3	LSU
33	Akeem Hunt	RB	5-10	200	2	Purdue
34	Tyler Ervin	RB	5-10	185	R	San Jose State
41	Jonathan Grimes	RB	5-10	210	4	William & Mary

45	Jay Prosch	FB	6-1	255	3	Auburn
----	------------	----	-----	-----	---	--------

### Tight Ends (3)

84	Ryan Griffin	TE	6-6	265	4	Connecticut
87	C.J. Fiedorowicz	TE	6-5	265	3	Iowa
89	Stephen Anderson	TE	6-2	235	R	California

### Offensive Line (12)

63	Kendall Lamm	T	6-6	310	2	Appalachian State
74	Chris Clark	T	6-5	305	7	Southern Miss.
76	Duane Brown	T	6-4	315	9	Virginia Tech

71	Xavier Su'a-Filo	G	6-4	320	3	UCLA
73	Josh Walker	G	6-5	328	2	Middle Tenn. St.
78	Oday Aboushi	G	6-5	315	4	Virginia
79	Jeff Allen	G	6-4	325	5	Illinois

65	Greg Mancz	C	6-4	310	2	Toledo
68	Tony Bergstrom	C	6-5	310	5	Utah

66	Nick Martin (IR)	C	6-4	300	R	Notre Dame
72	Derek Newton (IR)	T	6-6	315	6	Arkansas State
77	David Quessenberry (NFILL)	G	6-5	306	3	San Jose State

## DEFENSE

### Defensive Line (9)

90	Jadeveon Clowney	DE	6-5	270	3	South Carolina
92	Brandon Dunn	DE	3-2	310	2	Louisville
93	Joel Heath	DE	6-6	300	R	Michigan State
94	Antonio Smith	DE	6-3	290	12	Oklahoma State
95	Christian Covington	DE	6-2	305	2	Rice

75	Vince Wilfork	NT	6-2	325	13	Miami (Fla.)
98	D.J. Reader	NT	6-3	335	R	Clemson

91	Devon Still (IR)	DE	6-5	305	4	Penn State
99	J.J. Watt (IR)	DE	6-5	295	6	Wisconsin

### Linebackers (10)

50	Akeem Dent	ILB	6-1	250	6	Georgia
52	Brian Peters	ILB	6-4	240	2	Northwestern
53	Max Bullough	ILB	6-3	245	2	Michigan State
55	Benardrick McKinney	ILB	6-4	260	2	Mississippi State
56	Brian Cushing	ILB	6-3	255	8	Southern California

51	John Simon	OLB	6-1	260	4	Ohio State
59	Whitney Mercilus	OLB	6-4	265	5	Illinois

48	Gerald Rivers (IR)	OLB	6-2	250	2	Mississippi
49	Tony Washington Jr. (IR)	OLB	6-4	255	1	Oregon
57	Brennan Scarlett (IR)	OLB	6-4	260	R	Stanford

### Secondary (14)

21	A.J. Bouye	CB	6-0	190	4	Central Florida
24	Johnathan Joseph	CB	5-11	185	11	South Carolina
25	Kareem Jackson	CB	5-10	185	7	Alabama
31	Charles James	CB	5-9	185	3	Charleston Southern
32	Robert Nelson	CB	5-10	170	2	Arizona State

20	Don Jones	S	5-11	195	4	Arkansas State
27	Quintin Demps	S	5-11	210	9	Texas-El Paso
29	Andre Hal	S	5-10	195	3	Vanderbilt
35	Eddie Pleasant	S	5-10	200	4	Oregon
43	Corey Moore	S	6-2	200	1	Georgia

23	Kurtis Drummond (IR)	S	6-1	200	2	Michigan State
30	Kevin Johnson (IR)	CB	6-0	185	2	Wake Forest
36	K.J. Dillon (IR)	S	6-0	200	R	West Virginia
39	Lonnie Ballentine (IR)	S	6-3	225	3	Memphis

## SPECIAL TEAMS

### Specialists (4)

8	Nick Novak	K	6-0	200	9	Maryland
9	Shane Lechler	P	6-2	230	17	Texas A&M
46	Jon Weeks	LS	5-10	250	7	Baylor

7	Ka'imi Fairbairn (IR)	K	6-0	190	R	UCLA
---	-----------------------	---	-----	-----	---	------

# HOW THE TEXANS WERE BUILT

Year	College Draft (28)	Trades (2)	Free Agents (47)
<b>2008</b> 8-8, 3rd, AFC South	T Duane Brown (1)		
<b>2009</b> 9-7, 2nd, AFC South	ILB Brian Cushing (1)		
<b>2010</b> 6-10, 3rd, AFC South	CB Kareem Jackson (1)		LS Jon Weeks (FA)
<b>2011</b> 10-6, AFC South Champions	DE J.J. Watt (1) (IR) T Derek Newton (7a) (IR)		CB Johnathan Joseph (UFA-CIN)
<b>2012</b> 12-4, AFC South Champions	OLB Whitney Mercilus (1)		S Eddie Pleasant (CFA)
<b>2013</b> 2-14, 4th, AFC South	WR DeAndre Hopkins (1) G David Quessenberry (6a) (NFILL) TE Ryan Griffin (6d)		CB A.J. Bouye (CFA) RB Jonathan Grimes (FA) P Shane Lechler (UFA-OAK)
<b>2014</b> 9-7, 2nd, AFC South	DE Jadeveon Clowney (1) G Xavier Su'a-Filo (2) TE C.J. Fiedorowicz (3a) QB Tom Savage (4) RB Alfred Blue (6b) FB Jay Prosch (6c) S Andre Hal (7a) FS Lonnie Ballentine (7b) (IR)	ILB Akeem Dent (ATL)	ILB Max Bullough (CFA) OLB John Simon (FA)
<b>2015</b> 9-7, AFC South Champions	CB Kevin Johnson (1) (IR) LB Bernardrick McKinney (2) WR Jaelen Strong (3) WR Keith Mumphery (5) DE Christian Covington (6b)	T Chris Clark (DEN)	G Oday Aboushi (W-NYJ) S Quintin Demps (FA) S Kurtis Drummond (CFA) (IR) DE Brandon Dunn (FA) RB Akeem Hunt (FA) CB Charles James (W-BAL) T Kendall Lamm (CFA) C Greg Mancz (CFA) S Corey Moore (CFA) CB Robert Nelson (FA) K Nick Novak (FA) ILB Brian Peters (FA) OLB Gerald Rivers (FA) (IR) G Chad Slade (CFA) (PS) OLB Tony Washington Jr. (FA) (IR) QB Brandon Weeden (W-DAL) NT Vince Wilfork (UFA-NE)
<b>2016</b> 6-4, 1st, AFC South	WR Will Fuller V (1) C Nick Martin (2) (IR) WR Braxton Miller (3) RB Tyler Ervin (4) S K.J. Dillon (5a) (IR) NT D.J. Reader (5b)		T Jeff Adams (FA) (PS) G Jeff Allen (UFA-KC) TE RaShaun Allen (FA) (PS) TE Stephen Anderson (CFA) C Tony Bergstrom (UFA-OAK) WR Quenton Bundrage (FA) (PS) K Ka'imi Fairbairn (CFA) (IR) DE Joel Heath (CFA) RB Kenny Hilliard (FA) (PS) S Don Jones (FA) DE Ufomba Kamalu (CFA) (PS) OLB Eric Lee (CFA) (PS) RB Lamar Miller (UFA-MIA) QB Brock Osweiler (UFA-DEN) DE Dan Pettinato (FA) (PS) ILB Shakeel Rashad (CFA) (PS) CB Denzel Rice (FA) (PS) OLB Brennan Scarlett (CFA) (IR) DE Antonio Smith (FA) DE Devon Still (FA) (IR) G Josh Walker (FA) WR Wendall Williams (FA) (PS)

# UNOFFICIAL DEPTH CHART

*\*Last updated by Texans PR staff on Nov. 22, 2016*

## OFFENSE

WR	10 DeAndre Hopkins	11 Jaelen Strong	12 Keith Mumphery	
LT	76 Duane Brown	63 Kendall Lamm		
LG	71 Xavier Su'a-Filo	78 Oday Aboushi		
C	65 Greg Mancz	68 Tony Bergstrom		
RG	79 Jeff Allen	73 Josh Walker		
RT	74 Chris Clark			
TE	87 C.J. Fiedorowicz	84 Ryan Griffin	<u>89 Stephen Anderson</u>	
WR	<u>15 Will Fuller V</u>	<u>13 Braxton Miller</u>		
QB	17 Brock Osweiler	3 Tom Savage	5 Brandon Weeden	
FB	45 Jay Prosch			
RB	26 Lamar Miller	28 Alfred Blue	41 Jonathan Grimes	<u>34 Tyler Ervin</u> 33 Akeem Hunt

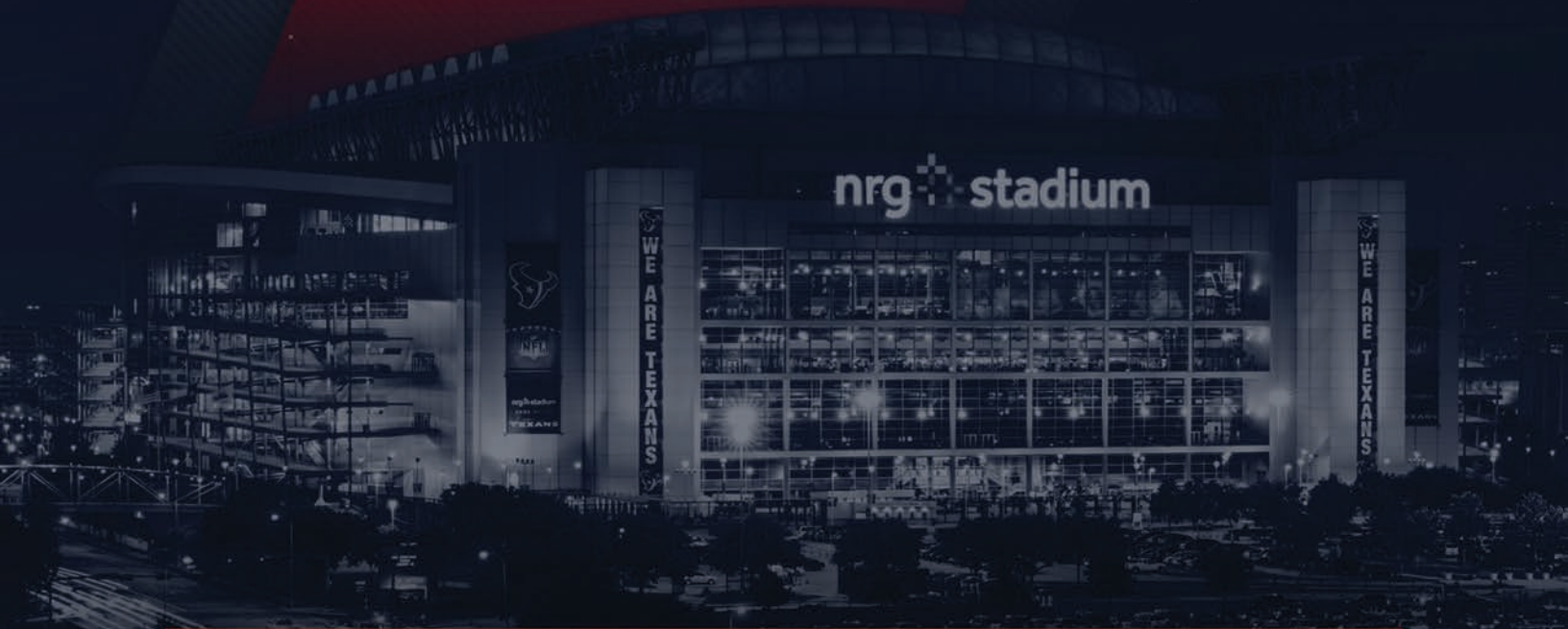
## DEFENSE

RDE	95 Christian Covington	94 Antonio Smith		
NT	75 Vince Wilfork	<u>98 D.J. Reader</u>		
LDE	90 Jadeveon Clowney	<u>93 Joel Heath</u>	92 Brandon Dunn	
SAM	59 Whitney Mercilus			
MIKE	56 Brian Cushing	53 Max Bullough	50 Akeem Dent	
WILL	55 Benardrick McKinney	52 Brian Peters		
JACK	51 John Simon			
LCB	25 Kareem Jackson	31 Charles James	32 Robert Nelson	
RCB	24 Johnathan Joseph	21 A.J. Bouye		
FS	29 Andre Hal	43 Corey Moore		
SS	27 Quintin Demps	35 Eddie Pleasant	20 Don Jones	

## SPECIAL TEAMS

PK	8 Nick Novak			
P	9 Shane Lechler			
LS	46 Jon Weeks			
KR	<u>34 Tyler Ervin</u>	<u>13 Braxton Miller</u>		
PR	<u>34 Tyler Ervin</u>	<u>13 Braxton Miller</u>		
H	9 Shane Lechler			

Bold underline denotes rookies



# MISC. STATS

## BY TEXANS

## BY OPPONENT

653, vs. Jacksonville (504 passing, 149 rushing), 11/18/12 (OT)	<b>600+ TOTAL NET YARDS</b>	Never happened
501, at Detroit (296 passing, 205 rushing), 11/22/12 (OT)	<b>500-599 TOTAL NET YARDS</b>	503, at Miami (248 rushing, 255 passing), 10/25/15
231, Arian Foster vs. Indianapolis, 9/12/10	<b>200+ YARDS RUSHING</b>	211, Larry Johnson vs. Kansas City, 11/20/05
156, Alfred Blue at Cleveland, 11/16/14	<b>150-199 YARDS RUSHING</b>	175, Lamar Miller at Miami, 10/25/15
104, Lamar Miller at Oakland, 11/21/16	<b>100-149 YARDS RUSHING</b>	107, C.J. Anderson at Denver, 10/24/16
527, Matt Schaub vs. Jacksonville, 11/18/12	<b>400+ YARDS PASSING</b>	400, Peyton Manning vs. Denver, 12/22/13
312, Brian Hoyer vs. Indianapolis, 10/8/15	<b>300-399 YARDS PASSING</b>	331, Blake Bortles at Jacksonville, 10/18/15
238, DeAndre Hopkins vs. Tennessee, 11/30/14	<b>200+ YARDS RECEIVING</b>	223, T.Y. Hilton vs. Indianapolis, 10/9/14
169, DeAndre Hopkins vs. Indianapolis, 10/8/15	<b>150-199 YARDS RECEIVING</b>	158, Jeremy Maclin vs. Philadelphia, 11/2/14
113, DeAndre Hopkins & 104, Will Fuller V vs. KC, 9/18/16	<b>100-149 YARDS RECEIVING</b>	107, Allen Robinson at Jacksonville, 11/13/16
6, Ryan Fitzpatrick vs. Tennessee, 11/30/14	<b>SIX TOUCHDOWN PASSES</b>	6, Aaron Rodgers vs. Green Bay, 10/14/12
5, Matt Schaub vs. Jacksonville, 11/18/12	<b>FIVE TOUCHDOWN PASSES</b>	6, Aaron Rodgers vs. Green Bay, 10/14/12
4, Matt Schaub at Denver, 9/23/12	<b>FOUR TOUCHDOWN PASSES</b>	4, Ryan Tannehill at Miami, 10/25/15
3, Brian Hoyer at Buffalo, 12/6/15	<b>THREE TOUCHDOWN PASSES</b>	3, Derek Carr at Oakland, 11/21/16
2, Brock Osweiler vs. Tennessee, 10/2/16	<b>THROW TWO+ INTERCEPTIONS</b>	2, Blake Bortles vs. Jacksonville, 1/3/16
3, Andre Johnson vs. Indianapolis, 11/3/13	<b>THREE TOUCHDOWN RECEPTIONS</b>	3, T.Y. Hilton vs. Indianapolis, 11/3/13
2, DeAndre Hopkins vs. N.Y. Jets, 11/22/15	<b>TWO TOUCHDOWN RECEPTIONS</b>	2, Jarvis Landry at Miami, 10/25/15
Never Happened	<b>FOUR TOUCHDOWNS RUSHING</b>	4, Shaun Alexander at Seattle, 10/16/05
3, Ben Tate vs. New England, 12/1/13	<b>THREE TOUCHDOWNS RUSHING</b>	3, Devonta Freeman at Atlanta, 10/4/15
2, Arian Foster at Tennessee, 10/26/14	<b>TWO TOUCHDOWNS RUSHING</b>	2, DeMarco Murray vs. Tennessee, 10/2/16
3.5, Whitney Mercilus & 3.0, J.J. Watt vs. Jacksonville, 1/3/16	<b>THREE-OR-MORE SACKS</b>	3.0, John Abraham at Arizona, 11/10/13
42 yards, Kareem Jackson at Jacksonville, 11/13/16	<b>INTERCEPTION RETURNED FOR TOUCHDOWN</b>	23 yards, Reshad Jones at Miami, 10/25/15
33 yards, Quintin Demps at Tennessee, 12/27/15	<b>FUMBLE RETURNED FOR TOUCHDOWN</b>	84-yard fumble return, N. Stupar at Atlanta, 10/4/15
42-yard interception, Kareem Jackson at Jacksonville, 11/13/16	<b>DEFENSIVE TOUCHDOWN</b>	23 yards, Reshad Jones at Miami, 10/25/15
Randy Bullock, 6-6, vs. Baltimore, 12/21/14	<b>FIVE-OR-MORE FIELD GOALS</b>	Billy Cundiff 5-5 at Baltimore, 10/16/11
Nick Novak, 4-5, vs. Kansas City, 9/18/16	<b>FOUR FIELD GOALS</b>	Cairo Santos, 4-4, vs. Kansas City 9/18/16
Jared Crick, blocked kick by Graham Gano at Carolina, 9/20/15	<b>FIELD GOAL BLOCKED</b>	Justin Tuck blocked kick by Randy Bullock at Oakland, 9/14/14
Never Happened	<b>FG BLOCKED/MISSED AND RETURNED FOR TD</b>	Never Happened
Alfred Blue blocked punt by Tress Way vs. Washington, 9/7/14	<b>PUNT BLOCKED</b>	Damontre Moore blocked punt by Shane Lechler vs. New York Giants, 9/21/14
Alfred Blue blocked and recovered punt by Tress Way vs. Washington, 9/7/14	<b>PUNT BLOCKED AND RETURNED FOR TD</b>	Never Happened
95 yards, Jacoby Jones vs. Oakland, 10/4/09	<b>KICKOFF RETURNED FOR TOUCHDOWN</b>	101 yards, Deji Karim at Indianapolis, 12/30/12
67 yards, Will Fuller V vs. Tennessee, 10/2/16	<b>PUNT RETURNED FOR TOUCHDOWN</b>	79 yards, Marcus Sherels at Minnesota, 10/9/16
J.J. Watt blocked PAT by Kai Forbath vs. Washington, 9/7/14	<b>PAT BLOCKED</b>	Albert Haynesworth blocked PAT by Neil Rackers at Tampa Bay, 11/13/11
Nick Novak, wide right vs. Indianapolis, 10/16/16	<b>MISSED PAT</b>	Dan Carpenter, hit left upright at Buffalo, 12/6/15
Jonathan Grimes run at Buffalo, 12/6/15	<b>TWO POINT CONVERSION MADE</b>	Blake Bortles to Allen Robinson at Jacksonville, 11/13/16
Brian Hoyer pass failed, 10/25/15	<b>TWO POINT CONVERSION FAILED</b>	Zach Mettenberger pass failed at Tennessee, 12/27/15
J.J. Watt sack of Blake Bortles vs. Jacksonville, 12/28/14	<b>SAFETY SCORED</b>	Geno Atkins tackle of Alfred Blue vs. Cincinnati, 11/23/14
45, vs. Tennessee, 11/30/14	<b>SCORED 40 POINTS</b>	44, at Miami, 10/25/15
26-23, vs. Indianapolis, 10/16/16	<b>WON OVERTIME GAME</b>	17-20, at Dallas, 10/5/14
20-0, vs. Tennessee, 11/28/10	<b>SHUTOUT</b>	0-27, at New England, 9/22/16



## TEAM SEASON HIGHS AND LOWS

	Texans		Opponents	
	High	Low	High	Low
Points	27 vs. TEN	0 at NE	31 at MIN	12 vs. KC
First Downs	26 vs. IND	14 at DEN	23 at JAX	14, twice, last: vs. KC
Total Offense	414 vs. IND	214 at MIN	392 vs. IND	258 vs. CHI
Net Yards Rushing	181 at JAX	59 at MIN	190 at DEN	30 at OAK
Net Yards Passing	256 vs. IND	92 at JAX	295 at OAK	97 at NE
Offensive Plays	74 at OAK	60 at MIN	73 at JAX	51 at OAK
Rushing Attempts	35 vs. CHI	14 at MIN	39 at NE	14 vs. DET
Pass Attempts	42 at MIN	27 at JAX	49 at JAX	19 at NE
Pass Completions	26 at OAK	14 at JAX	32 at JAX	11 at NE
Passes Had Intercepted	2, twice, last: vs. TEN	0, twice, last: at JAX	1, 5x, last: at OAK	0, 5x, last: vs. DET
Sacks Allowed	4 at MIN	1, 4x, last: at JAX	5 vs. CHI	0, twice, last: at OAK
Fumbles	4 at DEN	0, 3x, last: at JAX	3 vs. KC	0, 3x, last: vs. DET
Fumbles Lost	2, twice, last: at DEN	0, 7x, last: at JAX	3 vs. KC	0, 8x, last: at OAK
Total Turnovers	3 at NE	0 at JAX	3 vs. KC	0, 4x, last: vs. DET
Penalties	7, twice, last: at OAK	2 at DEN	11 vs. TEN	3 at NE
Yards Penalized	101 at OAK	15, twice, last: at DEN	97 at MIN	15 at NE
Time of Possession	36:27 at OAK	22:32 at MIN	37:28 at MIN	23:33 at OAK
Defensive Interceptions	1, 5x, last: at OAK	0, 5x, last: vs. DET	2, twice, last: vs. TEN	0, twice, last: at JAX
Total Takeaways	3 vs. KC	0, 4x, last: vs. DET	3 at NE	0 at JAX
Third-Down Conversions	12 vs. CHI	1 at MIN	10 at JAX	3, 3x, last: vs. DET

## INDIVIDUAL SEASON HIGHS

	Texans	Opponents
Yards Rushing	149, L.Miller vs. IND	107, C.Anderson at DEN
Rushing Attempts	28, L.Miller vs. CHI	25, D.Murray vs. TEN
Rushing TDs	1, 3x, last: L.Miller at OAK	2, twice, last: D.Murray vs. TEN
Receptions	9, D.Hopkins vs. IND	9, A.Robinson at JAX
Yards Receiving	113, D.Hopkins vs. KC	127, A.Thielen at MIN
Receiving TDs	1, 12x, last: B.Miller at OAK	1, 11x, last: A.Cooper, J.Olawale & J.Richard at OAK
Scrimmage Yards	178, L.Miller vs. IND	133, T.Riddick vs. DET
All-Purpose Yards	178, L.Miller vs. IND	154, T.Hill vs. KC
Yards Passing	269, B.Osweiler vs. IND	295, D.Carr at OAK
Pass Attempts	42, B.Osweiler at MIN	49, B.Bortles at JAX
Pass Completions	26, B.Osweiler at OAK	32, B.Bortles at JAX
TD Passes	2, 4x, last: B.Osweiler at JAX	3, D.Carr at OAK
Interceptions Thrown	2, twice, last: B.Osweiler vs. TEN	1, 5x, last: D.Carr at OAK
Longest Run	45, L.Miller at JAX	41, L.Blount at NE
Longest Pass Completion	53, B.Osweiler to W.Fuller V vs. KC	75 (TD), D.Carr to J.Olawale at OAK
Longest Kickoff Return	39, A.Hunt at OAK	42, A.Roberts vs. DET
Longest Punt Return	67 (TD), W.Fuller V vs. TEN	79 (TD), M.Sherels at MIN
Longest INT Return	42 (TD), K.Jackson at JAX	28, M.Peters vs. KC
Longest Punt	62, twice, last: S.Lechler at DEN	71, B.Kern vs. TEN
Longest Field Goal	53 yards, N.Novak vs. TEN	54 yards, J.Myers at JAX
Touchdowns Scored	2, twice, last: L.Miller vs. IND	2, twice, last: D.Murray vs. TEN
Points Scored	12, twice, last: L.Miller vs. IND	12, twice, last: D.Murray vs. TEN

## HOUSTON TEXANS RECORD WHEN...

Category	2016 Season		All-Time
	W-L	W-L	
Texans at NRG Stadium	5-0	61-56	
Texans on the road	1-4	42-75	
Texans on grass	1-2	84-91	
Texans on artificial turf	5-2	19-40	
Texans in domes	0-1	2-13	
Texans in retractable roof stadiums	5-0	62-66	
Texans outdoors	1-3	39-52	
NRG Stadium roof open	0-0	24-21	
NRG Stadium roof closed	5-0	37-35	
Texans score first	4-2	69-43	
Opponent scores first	2-2	34-88	
Texans score on first possession	2-1	39-32	
Texans score 20 or more points	5-1	83-51	
Texans score 19 or less points	1-3	20-80	
Texans allow 20 or more	3-4	29-116	
Texans allow 19 or less points	3-0	74-15	
Texans lead after 1st quarter	3-2	55-32	
Texans trail after 1st quarter	2-2	26-78	
Score tied after 1st quarter	1-0	22-21	
Texans lead at halftime	4-0	68-30	
Texans trail at halftime	2-3	28-94	
Score tied at halftime	0-1	7-7	
Texans lead after 3rd quarter	4-1	76-21	
Texans trail after 3rd quarter	2-3	18-99	
Score tied after 3rd quarter	0-0	9-11	
Game goes to overtime	1-0	5-9	
Texans have + turnover ratio	2-0	64-18	
Texans have - turnover ratio	2-4	19-84	
Turnover ratio even	2-0	20-29	
Texans have 30:00+ TOP	4-2	84-43	
Texans have less than 30:00 TOP	2-2	19-88	
Texans have 100-yard rusher	2-1	39-24	
Texans have 300 net passing yards	0-0	11-21	
Texans have 1 100-yard receiver	1-0	37-36	
Texans have 2 100-yard receivers	1-0	3-5	
Texans win coin toss	2-1	49-72	
Texans lose coin toss	4-3	54-59	
Texans wearing Blue jerseys	4-0	45-43	
Texans wearing White jerseys	2-4	49-80	
Texans wearing Red jerseys	0-0	9-8	
Texans wearing All-White	1-1	7-6	
Texans wearing All-Blue	0-0	6-5	
Texans wearing All-Red	0-0	2-2	
In September	2-1	23-27	
In October	3-2	26-32	
In November	1-1	25-33	
In December	0-0	26-36	
In January	0-0	3-3	
On Sunday Night	1-0	3-7	
On Thursday Night	0-1	1-6	
On Monday Night	0-2	4-7	
Day Games	5-1	95-111	
Night Games	1-3	8-20	
vs. AFC South overall	3-0	38-49	
vs. AFC South at home	2-0	23-21	
vs. AFC South on the road	1-0	15-28	
vs. AFC	4-3	78-97	
vs. AFC North	0-0	13-16	
vs. AFC East	0-1	14-16	
vs. AFC West	1-2	13-16	
vs. NFC	2-1	25-34	
vs. NFC East	0-0	4-12	
vs. NFC South	0-0	9-7	
vs. NFC North	2-1	8-7	
vs. NFC West	0-0	4-8	



**TEXANS DRIVE ENGINEERING**

	No. of Drives	TD	Miss FG	FG	Punt	Fum.	INT	Dwns	Safety	End Half	End Game	Pts.	Pts./ Drive
vs. CHI	13	2	0	3	5	0	1	0	0	1	1	23	1.77
vs. KC	14	1	1	4	5	0	2	0	0	0	1	19	1.36
at NE	11	0	0	0	6	0	1	3	0	0	1	0	0.00
vs. TEN	11	2	1	2	3	0	2	1	0	0	0	27	2.45
at MIN	11	1	1	2	5	0	1	1	0	0	0	13	1.18
vs. IND	13	3	0	2	5	0	1	0	0	2	0	26	2.00
at DEN	12	0	0	3	5	2	0	2	0	0	0	9	0.75
vs. DET	10	2	0	2	4	0	1	0	0	1	1	20	2.00
at JAX	10	2	2	1	3	0	0	1	0	0	1	24	2.40
at OAK	10	2	0	2	3	0	1	1	0	1	0	20	2.00
vs. SD													
at GB													
at IND													
vs. JAX													
vs. CIN													
at TEN													
<b>TOTALS</b>	<b>115</b>	<b>15</b>	<b>5</b>	<b>21</b>	<b>44</b>	<b>2</b>	<b>10</b>	<b>9</b>	<b>0</b>	<b>5</b>	<b>5</b>	<b>181</b>	<b>1.57</b>

**TEXANS THIRD AND FOURTH DOWN EFFICIENCY**

Third and:	1	2	3	4	5	6	7	8	9	10+	Total	4th
vs. CHI	4-4	2-2	1-1	1-1	2-3	1-2	1-2	0-0	0-0	0-5	12-20	0-0
vs. KC	0-1	1-3	0-0	0-0	1-3	1-1	1-3	0-1	0-0	0-3	4-15	1-1
at NE	2-2	0-1	1-1	0-2	1-1	1-1	0-1	0-2	1-2	0-2	6-15	0-3
vs. TEN	0-0	1-1	1-1	0-3	1-1	0-2	0-1	0-0	0-0	2-3	5-12	0-1
at MIN	0-1	0-1	0-0	0-0	0-2	0-1	0-2	1-1	0-2	0-3	1-13	0-1
vs. IND	0-0	0-0	1-1	0-0	2-2	0-1	1-1	0-3	1-1	0-2	5-11	0-0
at DEN	3-3	0-1	0-1	1-2	1-4	0-1	0-0	2-3	0-1	0-2	7-18	0-2
vs. DET	0-0	0-0	0-1	1-1	2-2	1-1	0-0	1-3	0-2	1-5	6-15	1-1
at JAX	1-1	1-2	0-1	0-0	1-1	0-0	1-1	0-0	1-3	2-6	7-15	0-1
at OAK	0-1	3-5	0-0	1-1	1-1	1-2	1-1	0-3	0-1	8-16	1-2	
vs. SD												
at GB												
at IND												
vs. JAX												
vs. CIN												
at TEN												
<b>TOTALS</b>	<b>10-13</b>	<b>8-16</b>	<b>4-7</b>	<b>4-10</b>	<b>12-20</b>	<b>5-11</b>	<b>5-13</b>	<b>5-14</b>	<b>3-14</b>	<b>5-32</b>	<b>61-150</b>	<b>3-12</b>

**INTERCEPTIONS AND FUMBLES**

	Int.	Yds.	Players	Fum. Lost	Players
vs. CHI	1	3	B.Osweller	1 0	L.Miller
vs. KC	2	47	B.Osweller	0 0	--
at NE	1	18	B.Osweller	2 2	T.Ervin & C.James
vs. TEN	2	6	B.Osweller	0 0	--
at MIN	1	2	B.Osweller	1 0	B.Osweller
vs. IND	1	0	B.Osweller	1 0	B.Osweller
at DEN	0	0	--	4 2	B.Osweller (3/1); Alfred Blue (1/1)
vs. DET	1	3	B.Osweller	1 0	T.Ervin
at JAX	0	0	--	0 0	--
at OAK	1	0	B.Osweller	1 1	T.Ervin
vs. SD					
at GB					
at IND					
vs. JAX					
vs. CIN					
at TEN					
<b>Totals</b>	<b>10</b>	<b>79</b>		<b>11 5</b>	

**OPPONENTS DRIVE ENGINEERING**

	No. of Drives	TD	Miss FG	FG	Punt	Fum.	INT	Dwns	Safety	End Half	End Game	Pts.	Pts./ Drive
vs. CHI	12	2	0	0	7	0	1	2	0	0	0	14	1.17
vs. KC	13	0	0	4	6	3	0	0	0	0	0	12	0.92
at NE	13	3	0	2	7	0	0	0	0	1	0	27	2.08
vs. TEN	13	2	0	2	5	0	1	1	0	1	1	20	1.54
at MIN	11	3	0	1	5	0	0	0	0	1	1	31	2.82
vs. IND	12	2	0	3	5	0	1	1	0	0	0	23	1.92
at DEN	13	3	0	2	6	0	0	0	0	1	1	27	2.08
vs. DET	10	1	1	2	5	0	0	1	0	0	0	13	1.30
at JAX	10	2	0	2	3	1	1	1	0	0	0	21	2.10
at OAK	11	3	0	2	3	0	1	1	0	0	1	27	2.45
vs. SD													
at GB													
at IND													
vs. JAX													
vs. CIN													
at TEN													
<b>TOTALS</b>	<b>118</b>	<b>21</b>	<b>1</b>	<b>20</b>	<b>52</b>	<b>4</b>	<b>5</b>	<b>7</b>	<b>0</b>	<b>4</b>	<b>4</b>	<b>215</b>	<b>1.82</b>

**FIRST DOWNS EARNED**

NAME	RUSH		PASS		REC	PEN	TOTAL		
	Yds	Att	Yds	Att					
Brock Osweller	8	(6)	108	(42)			116 (48)		
Lamar Miller	38	(8)			5 (2)		43 (10)		
DeAndre Hopkins					35 (17)		35 (17)		
C.J. Fiedorowicz					21 (6)		21 (6)		
Will Fuller V					19 (7)		19 (7)		
Alfred Blue	13	(3)					13 (3)		
Ryan Griffin					12 (4)		12 (4)		
Stephen Anderson					5 (3)		5 (3)		
Braxton Miller					5 (2)		5 (2)		
Jaelen Strong					4 0		4 0		
Jay Prosch	2	(2)			1 0		3 (2)		
Akeem Hunt	2	(2)					2 (2)		
Jonathan Grimes	1	(1)			1 (1)		2 (2)		
Penalty						14	14 0		
<b>TOTALS</b>	<b>64</b>	<b>(22)</b>	<b>108</b>	<b>(42)</b>	<b>108</b>	<b>(42)</b>	<b>14</b>	<b>294</b>	<b>(106)</b>

\* Note: One first down awarded to passer and receiver on passes

**TURNOVERS**

	Takeaways				Giveaways				Special Teams		Game Net
	Fum.	Int.	Total	Pts Off	Fum.	Int.	Total	Pts Off	Give	Take	
vs. CHI	0	1	1	3	0	1	1	7	0	0	0
vs. KC	3	0	3	10	0	2	2	3	0	0	+1
at NE	0	0	0	0	2	1	3	14	2	0	-3
vs. TEN	0	1	1	0	0	2	2	7	0	0	-1
at MIN	0	0	0	0	0	1	1	0	0	0	-1
vs. IND	0	1	1	0	0	1	1	7	0	0	0
at DEN	0	0	0	0	2	0	2	10	0	0	-2
vs. DET	0	0	0	0	0	1	1	3	0	0	-1
at JAX	1	1	2	7	0	0	0	0	0	0	+2
at OAK	0	1	1	7	1	1	2	3	1	0	-1
vs. SD											
at GB											
at IND											
vs. JAX											
vs. CIN											
at TEN											
<b>Totals</b>	<b>4</b>	<b>5</b>	<b>9</b>	<b>27</b>	<b>5</b>	<b>10</b>	<b>15</b>	<b>54</b>	<b>3</b>	<b>0</b>	<b>-6</b>

**TEXANS TAKEAWAY RESULTS****TEXANS TAKEAWAYS:****9 Total Takeaway (5 INT, 4 FUM)**

- 1 INT resulted in 3 points for Houston vs. CHI on 9/11
- 3 FUM resulted in 10 points for Houston vs. KC on 9/18
- 1 INT resulted in 0 points for Houston vs. TEN on 10/2
- 1 INT resulted in 0 points for Houston vs. IND on 10/16
- 1 INT and 1 FUM resulted in 7 points for Houston at JAX on 11/13
- 1 INT resulted in 7 points for Houston at OAK on 11/21

**7 First half takeaways (3 INT, 4 FUM)**

- 3 FUM resulted in 10 points for Houston vs. KC on 9/18
- 1 INT resulted in 0 points for Houston vs. TEN on 10/2
- 1 INT resulted in 0 points for Houston vs. IND on 10/16
- 1 INT and 1 FUM resulted in 7 points for Houston at JAX on 11/13

**2 First quarter takeaways (1 INT, 1 FUM)**

- 1 FUM resulted in 7 points for Houston vs. KC on 9/18
- 1 INT resulted in 7 points for Houston at JAX on 11/13

**5 Second quarter takeaways (2 INT, 3 FUM)**

- 2 FUM resulted in 3 points for Houston vs. KC on 9/18
- 1 INT resulted in 0 points for Houston vs. TEN on 10/2
- 1 INT resulted in 0 points for Houston vs. IND on 10/16
- 1 FUM resulted in 0 points for Houston at JAX on 11/13

**2 Second half takeaway (2 INT, 0 FUM)**

- 1 INT resulted in 3 points for Houston vs. CHI on 9/11
- 1 INT resulted in 7 points for Houston at OAK on 11/21

**2 Third quarter takeaways (2 INT, 0 FUM)**

- 1 INT resulted in 3 points for Houston vs. CHI on 9/11
- 1 INT resulted in 7 points for Houston at OAK on 11/21

**0 Fourth quarter takeaway (0 INT, 0 FUM)****TEXANS TURNOVER RESULTS****TEXANS TURNOVERS:****15 Total Giveaway (10 INT, 5 FUM)**

- 1 INT resulted in 7 points for Chicago on 9/11
- 2 INT resulted in 3 points for Kansas City on 9/18
- 1 INT and 2 FUM resulted in 14 points for New England on 9/22
- 2 INT resulted in 7 points for Tennessee on 10/2
- 1 INT resulted in 0 points for Minnesota on 10/9
- 1 INT resulted in 7 points for Indianapolis on 10/16
- 2 FUM resulted in 10 points for Denver on 10/24
- 1 INT resulted in 3 points for Detroit on 10/30
- 1 INT and 1 FUM resulted in 3 points for Oakland on 11/21

**8 First half giveaways (6 INT, 2 FUM)**

- 1 INT resulted in 7 points for Chicago on 9/11
- 1 INT resulted in 0 points for Kansas City on 9/11
- 1 INT and 1 FUM resulted in 7 points for New England on 9/22
- 1 INT resulted in 7 points for Tennessee on 10/2
- 1 INT resulted in 3 points for Detroit on 10/30
- 1 INT and 1 FUM resulted in 3 points for Oakland on 11/21

**3 First quarter giveaways (3 INT, 0 FUM)**

- 1 INT resulted in 7 points for Chicago on 9/11
- 1 INT resulted in 0 points for Kansas City on 9/11
- 1 INT resulted in 7 points for New England on 9/22

**5 Second quarter giveaways (3 INT, 2 FUM)**

- 1 FUM resulted in 0 points for New England on 9/22
- 1 INT resulted in 7 points for Tennessee on 10/2
- 1 INT resulted in 3 points for Detroit on 10/30
- 1 INT and 1 FUM resulted in 3 points for Oakland on 11/21

**7 Second half giveaway (4 INT, 3 FUM)**

- 1 INT resulted in 3 points for Kansas City on 9/11
- 1 FUM resulted in 7 points for New England on 9/22
- 1 INT resulted in 0 points for Tennessee on 10/2
- 1 INT resulted in 0 points for Minnesota on 10/9
- 1 INT resulted in 7 points for Indianapolis on 10/16
- 2 FUM resulted in 10 points for Denver on 10/24

**5 Third quarter giveaways (3 INT, 2 FUM)**

- 1 FUM resulted in 7 points for New England on 9/22
- 1 INT resulted in 0 points for Tennessee on 10/2
- 1 INT resulted in 0 points for Minnesota on 10/9
- 1 INT resulted in 7 points for Indianapolis on 10/16
- 1 FUM resulted in 7 points for Denver on 10/24

**2 Fourth quarter giveaway (1 INT, 1 FUM)**

- 1 INT resulted in 3 points for Kansas City on 9/11
- 1 FUM resulted in 3 points for Denver on 10/24

# DRIVE CHARTS

## Game 1 – September 11 vs. Chicago

HOU Start	Plays	Yards	Last Scrm	Time	Result	CHI Start	Plays	Yards	Last Scrm	Time	Result
HOU 27	7	39	CHI 34	3:31	Interception	CHI 25	8	75	HOU 1	4:31	Touchdown
HOU 24	3	-2	HOU 24	2:42	Punt	HOU 40	4	9	HOU 31	1:32	Downs
HOU 31	14	59	CHI 10	6:19	Made FG	CHI 10	6	13	CHI 30	3:22	Punt
HOU 39	10	61	CHI 23	4:49	Touchdown	CHI 22	4	20	CHI 43	1:28	Punt
HOU 17	3	-2	HOU 22	1:08	Punt	CHI 25	3	75	HOU 19	0:31	Touchdown
HOU 27	1	-1	HOU 27	0:07	End Half	CHI 17	2	5	CHI 22	0:53	Interception
CHI 25	5	15	CHI 5	1:50	Made FG	CHI 25	3	-2	CHI 25	1:17	Punt
HOU 31	3	-4	HOU 31	1:04	Punt	CHI 39	4	23	HOU 38	2:14	Punt
HOU 9	6	21	HOU 30	4:11	Punt	CHI 14	3	4	CHI 18	0:55	Punt
HOU 36	9	64	CHI 18	4:52	Touchdown	CHI 17	6	19	CHI 45	3:43	Punt
HOU 34	7	46	CHI 20	2:51	Made FG	CHI 26	3	-2	CHI 32	1:25	Punt
HOU 24	6	20	HOU 44	2:45	Punt	CHI 21	8	24	CHI 45	1:50	Downs
CHI 45	1	-1	CHI 45	0:10	End Game						

## Game 2 – September 18 vs. Kansas City

HOU Start	Plays	Yards	Last Scrm	Time	Result	KC Start	Plays	Yards	Last Scrm	Time	Result
HOU 16	8	82	KC 2	4:16	Interception	KC 19	6	8	KC 44	2:36	Fumble
KC 27	1	27	KC 27	0:07	Touchdown	KC 29	3	8	KC 37	1:49	Punt
HOU 15	3	3	HOU 18	1:56	Punt	KC 36	3	-1	KC 36	1:02	Punt
HOU 23	3	-5	HOU 26	2:02	Punt	HOU 34	4	-2	HOU 32	1:17	Made FG
HOU 15	3	5	HOU 20	1:03	Punt	KC 31	6	14	HOU 39	2:53	Punt
HOU 17	14	69	KC 14	6:43	Made FG	KC 23	5	37	HOU 49	2:36	Fumble
KC 14	4	8	KC 6	0:19	Made FG	KC 18	5	26	KC 44	1:08	Fumble
KC 39	3	0	KC 39	0:13	Miss FG	KC 28	3	9	KC 37	2:15	Punt
HOU 6	6	26	HOU 32	4:00	Punt	KC 27	3	-5	KC 27	1:51	Punt
HOU 46	3	-4	HOU 48	1:34	Punt	KC 14	3	1	KC 15	1:37	Punt
HOU 29	2	35	KC 36	0:57	Interception	KC 49	5	26	HOU 25	2:50	Made FG
HOU 40	11	47	KC 12	5:22	Made FG	KC 31	8	52	HOU 17	2:00	Made FG
HOU 25	11	49	KC 26	4:38	Made FG	KC 12	10	76	HOU 12	2:07	Made FG
KC 49	2	-3	KC 49	0:49	End Game						

## Game 3 – September 22 at New England

HOU Start	Plays	Yards	Last Scrm	Time	Result	NE Start	Plays	Yards	Last Scrm	Time	Result
HOU 25	6	12	HOU 48	2:44	Punt	NE 31	3	6	NE 37	1:20	Punt
HOU 11	7	36	HOU 47	3:57	Punt	NE 20	10	74	HOU 6	4:52	Made FG
HOU 25	7	20	50	3:14	Interception	HOU 22	1	22	HOU 22	0:07	Touchdown
HOU 10	7	28	HOU 38	3:27	Punt	HOU 43	3	-3	HOU 40	1:58	Punt
HOU 10	7	40	50	3:36	Punt	NE 18	6	20	NE 38	3:22	Punt
HOU 23	4	16	HOU 39	0:50	Punt	NE 14	5	18	NE 34	1:17	End Half
HOU 20	9	44	NE 35	4:15	Downs	NE 22	13	71	HOU 7	6:41	Made FG
HOU 14	3	-3	HOU 14	1:47	Punt	HOU 21	6	21	HOU 1	2:31	Touchdown
HOU 25	7	30	NE 45	2:41	Downs	NE 16	3	7	NE 23	1:24	Punt
HOU 5	11	40	HOU 45	3:30	Downs	NE 36	3	1	NE 37	0:45	Punt
HOU 4	2	12	HOU 8	1:08	End Game	HOU 47	2	47	HOU 41	0:40	Touchdown
						NE 46	3	2	NE 48	1:38	Punt
						HOU 44	3	0	HOU 39	2:03	Punt

## Game 4 – October 2 vs. Tennessee

HOU Start	Plays	Yards	Last Scrm	Time	Result	TEN Start	Plays	Yards	Last Scrm	Time	Result
HOU 25	9	75	TEN 14	4:29	Touchdown	TEN 20	3	9	TEN 29	2:10	Punt
HOU 20	6	80	TEN 5	2:47	Touchdown	TEN 28	7	42	HOU 30	2:58	Made FG
HOU 25	9	40	TEN 27	3:54	Made FG	TEN 22	5	78	HOU 2	2:21	Touchdown
HOU 31	7	39	TEN 30	2:56	Miss FG	TEN 38	3	11	TEN 49	1:30	Interception
HOU 41	1	0	HOU 41	0:11	Interception	HOU 39	9	39	HOU 1	4:16	Touchdown
HOU 25	5	19	HOU 44	1:13	Punt	TEN 12	3	3	TEN 15	0:29	Punt
TEN 44	4	17	TEN 27	0:39	Made FG	TEN 40	1	6	TEN 40	0:07	End Half
HOU 25	7	31	TEN 42	3:20	Interception	TEN 33	13	59	HOU 8	7:56	Made FG
HOU 23	3	6	HOU 29	1:35	Punt	TEN 22	3	0	TEN 22	2:48	Punt
HOU 9	11	49	TEN 42	5:31	Downs	TEN 23	3	9	TEN 32	1:46	Punt
HOU 28	3	6	HOU 34	1:43	Punt	TEN 33	5	18	HOU 41	2:30	Punt
						TEN 42	8	30	HOU 28	2:47	Downs
						TEN 25	1	10	TEN 25	0:04	End Game

# DRIVE CHARTS

## Game 5 – October 9 at Minnesota

HOU Start	Plays	Yards	Last Scrm	Time	Result	MIN Start	Plays	Yards	Last Scrm	Time	Result
HOU 17	3	3	HOU 20	1:03	Punt	MIN 16	8	84	HOU 35	3:37	Touchdown
HOU 25	3	5	HOU 30	1:27	Punt	MIN 45	8	55	HOU 17	3:52	Touchdown
MIN 38	4	5	MIN 33	1:25	Miss FG	MIN 8	3	-7	MIN 13	2:19	Punt
HOU 21	3	1	HOU 22	1:12	Punt	MIN 41	15	58	HOU 1	6:19	Made FG
HOU 25	8	55	MIN 20	3:04	Made FG	MIN 24	3	-6	MIN 27	2:01	Punt
HOU 46	10	42	MIN 12	2:04	Made FG	MIN 22	2	8	MIN 24	1:37	End Half
HOU 31	3	4	HOU 35	1:15	Punt	MIN 21	4	17	HOU 48	3:10	Punt
HOU 25	3	1	HOU 26	0:50	Interception	MIN 36	5	18	HOU 46	2:24	Punt
HOU 9	9	56	MIN 30	3:30	Downs	MIN 35	9	65	HOU 8	4:42	Touchdown
HOU 25	5	16	MIN 47	2:13	Punt	MIN 13	6	25	MIN 38	3:41	Punt
HOU 25	12	75	MIN 1	4:29	Touchdown	HOU 46	7	24	HOU 20	3:46	End Game

## Game 6 – October 16 vs. Indianapolis

HOU Start	Plays	Yards	Last Scrm	Time	Result	IND Start	Plays	Yards	Last Scrm	Time	Result
HOU 21	4	-1	HOU 33	1:46	Punt	IND 46	3	0	HOU 45	1:34	Punt
HOU 10	3	2	HOU 12	1:28	Punt	50	9	27	HOU 17	4:16	Made FG
HOU 25	3	4	HOU 29	1:28	Punt	IND 40	7	60	HOU 12	4:33	Touchdown
HOU 25	6	28	IND 47	2:48	Punt	IND 7	10	74	HOU 19	5:12	Made FG
HOU 25	11	66	IND 9	4:58	Made FG	IND 27	4	41	HOU 32	1:25	Interception
HOU 8	4	13	HOU 20	0:32	End Half	IND 21	3	0	IND 27	2:41	Punt
HOU 18	10	82	IND 1	5:13	Touchdown	IND 24	10	63	HOU 8	6:19	Downs
HOU 13	2	-4	HOU 13	0:29	Interception	HOU 20	2	20	HOU 14	0:25	Touchdown
HOU 25	5	13	HOU 38	2:32	Punt	IND 16	10	66	HOU 18	5:17	Made FG
HOU 25	12	75	IND 10	4:27	Touchdown	IND 21	3	-11	IND 23	0:47	Punt
HOU 47	3	53	IND 26	1:01	Touchdown	IND 32	4	20	HOU 48	0:34	Punt
HOU 16	1	-1	HOU 16	0:15	End Reg	IND 26	5	17	IND 47	3:30	Punt
HOU 33	6	52	IND 12	3:20	Made FG						

## Game 7 – October 24 at Denver

HOU Start	Plays	Yards	Last Scrm	Time	Result	DEN Start	Plays	Yards	Last Scrm	Time	Result
HOU 25	3	5	HOU 30	1:23	Punt	DEN 24	3	0	DEN 24	1:04	Punt
HOU 40	3	8	HOU 48	1:21	Punt	DEN 8	3	8	DEN 16	1:45	Punt
HOU 42	7	33	DEN 25	2:16	Made FG	DEN 25	3	4	DEN 29	1:45	Punt
HOU 36	10	39	DEN 25	5:05	Made FG	DEN 25	10	75	HOU 7	6:11	Touchdown
HOU 15	3	9	HOU 24	1:41	Punt	DEN 32	7	68	HOU 4	3:25	Touchdown
HOU 13	5	19	HOU 33	3:11	Punt	DEN 23	3	21	DEN 40	0:53	End Half
HOU 17	9	72	DEN 11	4:50	Made FG	DEN 25	3	9	DEN 34	1:01	Punt
HOU 43	7	30	DEN 34	2:56	Fumble	DEN 20	3	1	DEN 21	1:36	Punt
HOU 25	3	5	HOU 30	0:44	Fumble	DEN 28	7	72	HOU 1	3:57	Touchdown
HOU 14	5	21	HOU 35	2:16	Punt	HOU 25	7	22	HOU 3	3:20	Made FG
HOU 8	7	26	HOU 34	1:45	Downs	DEN 35	5	21	HOU 44	2:55	Punt
HOU 25	8	30	DEN 47	1:54	Downs	HOU 34	7	20	HOU 14	2:43	Made FG
						DEN 45	1	-1	DEN 45	0:03	End Game

## Game 8 – October 30 vs. Detroit

HOU Start	Plays	Yards	Last Scrm	Time	Result	DET Start	Plays	Yards	Last Scrm	Time	Result
HOU 38	3	-3	HOU 45	2:04	Punt	DET 31	8	31	HOU 38	3:44	Downs
HOU 39	12	61	DET 6	5:54	Touchdown	DET 6	10	63	HOU 31	5:22	Miss FG
HOU 47	10	53	DET 1	4:34	Touchdown	DET 14	3	2	DET 16	1:18	Punt
HOU 24	5	27	DET 46	2:15	Punt	DET 23	4	12	DET 35	2:56	Punt
DET 44	4	17	DET 27	0:49	Interception	DET 9	3	0	DET 18	0:32	Punt
HOU 25	3	7	HOU 32	2:38	Punt	DET 19	5	52	HOU 29	0:30	Made FG
HOU 39	9	46	DET 15	4:30	Made FG	DET 15	4	13	DET 28	2:01	Punt
HOU 25	3	2	HOU 27	2:14	Punt	DET 25	13	75	HOU 1	6:01	Touchdown
HOU 35	9	47	DET 10	6:05	Made FG	DET 22	3	1	DET 23	2:22	Punt
DET 44	7	22	DET 19	2:53	End Game	DET 45	6	39	HOU 16	1:16	Made FG

## Game 9 – November 13 at Jacksonville

HOU Start	Plays	Yards	Last Scrm	Time	Result	JAX Start	Plays	Yards	Last Scrm	Time	Result
HOU 25	10	75	JAX 1	4:55	Touchdown	JAX 25	6	15	JAX 40	3:03	Interception
JAX 49	6	18	JAX 31	2:48	Miss FG	JAX 25	13	75	HOU 5	6:43	Touchdown
HOU 22	11	46	JAX 32	4:11	Miss FG	JAX 20	7	31	HOU 44	3:31	Fumble
HOU 40	6	23	JAX 37	0:28	Downs	JAX 39	8	25	HOU 32	3:43	Made FG
HOU 25	3	1	HOU 26	1:07	Punt	JAX 40	7	20	HOU 40	0:38	Downs
HOU 20	6	13	HOU 33	3:12	Punt	JAX 13	9	47	HOU 40	4:40	Punt
JAX 7	1	7	JAX 7	0:05	Touchdown	JAX 28	3	-12	JAX 28	1:49	Punt
HOU 25	11	42	JAX 30	6:24	Made FG	JAX 21	8	53	HOU 26	4:11	Made FG
HOU 27	4	25	JAX 48	2:23	Punt	JAX 25	6	21	HOU 44	2:27	Punt
HOU 8	6	18	HOU 24	2:17	End Game	JAX 8	8	92	HOU 14	1:25	Touchdown

# DRIVE CHARTS

## Game 10 – November 21 at Oakland (Mexico City)

HOU Start	Plays	Yards	Last Scrm	Time	Result	OAK Start	Plays	Yards	Last Scrm	Time	Result
HOU 25	13	61	OAK 12	6:26	Made FG	OAK 25	3	-4	OAK 25	2:21	Punt
HOU 37	3	9	HOU 46	1:44	Punt	OAK 21	8	79	HOU 17	4:35	Touchdown
HOU 25	9	75	OAK 1	4:49	Touchdown	HOU 19	5	18	HOU 1	2:06	Made FG
HOU 11	7	29	HOU 40	3:54	Punt	OAK 25	3	6	OAK 31	1:39	Punt
HOU 25	1	0	HOU 25	0:07	Interception	OAK 20	3	6	OAK 29	0:48	Punt
HOU 41	3	-8	HOU 42	0:16	End Half	50	4	9	HOU 41	1:15	Downs
HOU 35	13	65	OAK 1	6:19	Touchdown	OAK 25	1	0	OAK 25	0:09	Interception
HOU 25	12	64	OAK 11	6:42	Made FG	OAK 25	12	73	HOU 2	5:53	Made FG
HOU 44	9	41	OAK 15	4:29	Downs	OAK 25	1	75	OAK 25	0:13	Touchdown
HOU 25	6	19	HOU 44	1:41	Punt	OAK 15	5	85	HOU 35	1:32	Touchdown
						OAK 20	8	59	HOU 19	3:02	End Game

## CUMULATIVE CHALLENGE RESULTS

Category	Won	Lost
<b>Completions</b>	<b>1</b>	<b>7</b>
(Touchdown)	11/14/10 at JAX	9/18/16 vs. KC 9/9/12 vs. MIA 12/13/10 vs. BAL 11/29/09 vs. IND 9/10/06 vs. PHI 9/12/04 vs. SD 9/22/02 vs. IND
<b>Completions</b>	<b>10</b>	<b>17</b>
(No Touchdown)	11/1/10 at IND 12/6/09 at JAX 9/15/13 vs. TEN 9/22/13 at BAL 10/9/14 vs. IND 9/13/15 vs. KC 9/13/15 vs. KC 9/27/15 vs. TB 12/13/15 vs. NE 12/13/15 vs. NE	12/11/11 at CIN 10/30/11 vs. JAX 10/9/11 vs. OAK 9/30/07 at ATL 11/5/06 at NYG 11/12/06 at JAX 12/24/06 vs. IND 11/14/04 at IND 11/14/04 at IND 11/21/04 vs. GB 10/19/03 vs. NYJ 10/20/14 at PIT 12/21/14 vs. BAL 12/28/14 vs. JAX 9/27/15 vs. TB 11/22/15 vs. NYJ 1/3/16 vs. JAX
<b>Interceptions</b>	<b>2</b>	<b>4</b>
	11/13/11 at TB 9/16/07 at CAR	9/21/08 at TEN 9/23/07 vs. IND 10/14/07 at JAX 11/30/02 vs. CIN
<b>Fumbles</b>	<b>7</b>	<b>14</b>
	11/6/11 vs. CLE 10/18/09 at CIN 12/28/08 vs. CHI 9/17/06 at IND 10/15/06 at DAL 12/12/04 vs. IND 9/22/16 at NE	12/4/11 vs. ATL 10/30/11 vs. JAX 10/3/10 at OAK 9/27/09 vs. JAX 9/7/08 at PIT 12/14/08 vs. TEN 9/16/07 at CAR 10/21/07 vs. TEN 11/18/07 vs. NO 11/25/07 at CLE 12/13/07 vs. DEN 9/11/05 at BUF 10/2/05 at CIN 9/7/14 vs. WAS
<b>Spot</b>	<b>5</b>	<b>8</b>
	12/2/06 at OAK 11/30/03 vs. ATL 9/27/09 vs. JAX 9/30/12 vs. TEN 9/15/13 vs. TEN	12/20/09 vs. STL 9/7/08 at PIT 12/31/06 vs. CLE 10/10/04 vs. MIN 11/7/04 at DEN 10/13/13 vs. STL 11/24/13 vs. JAX 11/2/14 vs. PHI 11/21/16 at OAK
<b>Penalties</b>	<b>0</b>	<b>2</b>
Number of Men on Field		12/30/12 at IND
Running into the kicker		12/20/15 at IND
<b>ALL-TIME RECORD</b>	<b>25</b>	<b>52</b>

## CHALLENGE BY YEAR

Year	Won	Lost
2016	1	2
2015	5	4
2014	1	4
2013	3	2
2012	1	2
2011	2	5
2010	2	2
2009	3	3
2008	1	4
2007	1	8
2006	3	5
2005	0	2
2004	1	6
2003	1	1
2002	0	2
<b>ALL-TIME RECORD</b>	<b>25</b>	<b>52</b>

## YEARLY CHALLENGE SUMMARIES

### 2016

Category	Won	Lost
Completions (TD)	0	1
Completions (No TD)	0	0
Interceptions	0	0
Fumbles	1	0
Spot	0	1
<b>2016 RECORD</b>	<b>1</b>	<b>2</b>

#### CHALLENGE DESCRIPTION

9/18/16 vs. KC (D. Hopkins completion)	Lost
9/22/16 at NE (C. Jones fumble)	Won
11/21/16 at OAK (A. Hunt spot)	Lost

### 2015

Category	Won	Lost
Completions (TD)	0	0
Completions (No TD)	5	3
Interceptions	0	0
Fumbles	0	0
Number of Men on Field	0	0
Running into the kicker	0	1
<b>2015 RECORD</b>	<b>5</b>	<b>4</b>

#### CHALLENGE DESCRIPTION

9/13/15 vs. KC (J. Maclin completion)	Won
9/13/15 vs. KC (D. Hopkins completion)	Won
9/27/15 vs. TB (M. Evans completion)	Won
9/27/15 vs. TB (L. Murphy completion)	Lost
11/22/15 vs. NYJ (E. Decker completion)	Lost
12/13/15 vs. NE (D. Amendola completion)	Won
12/13/15 vs. NE (J. White completion)	Won
12/20/15 at IND (W. Mercilus penalty)	Lost
1/3/16 vs. JAX (A. Hurns completion)	Lost

### 2014

Category	Won	Lost
Completions (TD)	0	0
Completions (No TD)	1	3
Interceptions	0	0
Fumbles	0	1
Number of Men on Field	0	0
Spot	0	0
<b>2014 RECORD</b>	<b>1</b>	<b>4</b>

#### CHALLENGE DESCRIPTION

9/7/14 vs. WAS (A. Morris fumble)	Lost
10/9/14 vs. IND (R. Wayne completion)	Won
10/20/14 at PIT (A. Brown completion)	Lost
12/21/14 vs. BAL (A. Johnson completion)	Lost
12/28/14 vs. JAX (A. Hurns completion)	Lost

### 2013

Category	Won	Lost
Completions (TD)	0	0
Completions (No TD)	2	0
Interceptions	0	0
Fumbles	0	0
Number of Men on Field	0	0
Spot	1	2
<b>2013 RECORD</b>	<b>3</b>	<b>2</b>

#### CHALLENGE DESCRIPTION

9/15/13 vs. TEN (Spot. After review, ruled safety)	Won
9/15/13 vs. TEN (M. Schaub pass to A. Johnson)	Won
9/22/13 at BAL (T. Smith catch on sideline)	Won
10/13/13 vs. STL (B. Tate goal line run)	Lost
11/24/13 vs. JAX (D. Johnson first down short of marker)	Lost

### 2012

Category	Won	Lost
Completions (TD)	0	1
Completions (No TD)	0	0
Interceptions	0	0
Fumbles	0	0
Number of Men on Field	0	1
Spot	1	0
<b>2012 RECORD</b>	<b>1</b>	<b>2</b>

#### CHALLENGE DESCRIPTION

9/9/12 vs. MIA (L. Jean catch in endzone)	Lost
9/30/12 vs. TEN (K. Martin first down short of marker)	Won
12/30/12 at IND (IND number men on field)	Lost

### 2011

Category	Won	Lost
Completions (TD)	0	0
Completions (No TD)	0	3
Interceptions	1	0
Fumbles	1	2
Spot	0	0
<b>2010 RECORD</b>	<b>2</b>	<b>5</b>

#### CHALLENGE DESCRIPTION

12/11/11 at CIN (A. Foster catch)	Lost
12/4/11 vs. ATL (T. Yates fumble)	Lost
11/13/11 at TB (A. Talib interception)	Won
11/6/11 vs. CLE (D. Ward fumble)	Won
10/30/11 vs. JAX (B. Tate fumble)	Lost
10/30/11 vs. JAX (K. Walter catch)	Lost
10/9/11 vs. OAK (J. Dreesen catch)	Lost

### 2010

Category	Won	Lost
Completions (TD)	1	1
Completions (No TD)	1	0
Interceptions	0	0
Fumbles	0	1
Spot	0	0
<b>2010 RECORD</b>	<b>2</b>	<b>2</b>

#### CHALLENGE DESCRIPTION

11/14/10 at JAX (K. Walter TD completion)	Won
10/3/10 at OAK (M. Bush fumble)	Lost
11/1/10 at IND (A. Gonzalez catch)	Won
12/13/10 vs. BAL (K. Walter TD completion)	Lost

### 2009

Category	Won	Lost
Completions (TD)	0	1
Completions (No TD)	1	0
Interceptions	0	0
Fumbles	1	1
Spot	1	1
<b>2009 RECORD</b>	<b>3</b>	<b>3</b>



### CHALLENGE DESCRIPTION

9/27/09 vs. JAX (C. Brown fumble)	Lost
9/27/09 vs. JAX (E. Wilford TD. Marked ob at HST 2.)	Won
10/18/09 at CIN (S. Slaton fumble)	Won
11/29/09 vs. IND (A. Johnson catch)	Lost
12/6/09 at JAX (D. Anderson catch)	Won
12/20/09 at STL (K. Darby first down)	Lost

### 2008

Category	Won	Lost
Completions (TD)	0	0
Completions (No TD)	0	0
Interceptions	0	1
Fumbles	1	2
Spot	0	1
<b>2008 RECORD</b>	<b>1</b>	<b>4</b>

### CHALLENGE DESCRIPTION

9/7/08 at PIT (M. Schaub fumble)	Lost
9/7/08 at PIT (Spot)	Lost
9/21/08 at TEN (M. Griffin interception)	Lost
12/14/08 vs. TEN (Ball touched on punt)	Lost
12/28/08 vs. CHI (S. Slaton fumble)	Won

### 2007

Category	Won	Lost
Completions (TD)	0	0
Completions (No TD)	0	1
Interceptions	1	2
Fumbles	0	5
Spot	0	0
<b>2007 RECORD</b>	<b>1</b>	<b>8</b>

### CHALLENGE DESCRIPTION

9/16/07 at CAR (K. Lucas interception)	Won
9/16/07 at CAR (O. Daniels fumble)	Lost
9/23/07 vs. IND (R. Boiman interception)	Lost
9/30/07 at ATL (J. Harrington pass complete to R.White)	Lost
10/14/07 at JAX (B. Williams interception)	Lost
10/21/07 vs. TEN (J. Jones fumble)	Lost
11/18/07 vs. NO (O. Daniels fumble)	Lost
11/25/07 at CLE (O. Daniels fumble)	Lost
12/13/07 vs. DEN (T. Scheffler fumble)	Lost

### 2006

Category	Won	Lost
Completions (TD)	0	1
Completions (No TD)	0	3
Interceptions	0	0
Fumbles	2	0
Spot	1	1
<b>2006 RECORD</b>	<b>3</b>	<b>5</b>

### CHALLENGE DESCRIPTION

9/10/06 vs. PHI (D. McNabb TD pass to D. Stallworth)	Lost
9/17/06 at IND (IND TD challenged; overturned)	Won
10/15/06 at DAL (Punt return fumble)	Won
11/5/06 at NYG (J. Feagles pass to J. Feely)	Lost
11/12/06 at JAX (S. Rosenfels incomplete pass to O. Daniels)	Lost
12/2/06 at OAK (Punt return marked ob)	Won
at HST 38. After review marked ob at OAK 41)	
12/24/06 vs. IND (P. Manning pass to B. Utecht)	Lost
12/31/06 vs. CLE (C. Taylor 2 yard run)	Lost

### 2005

Category	Won	Lost
Completions (TD)	0	0
Completions (No TD)	0	0
Interceptions	0	0
Fumbles	0	2
Spot	0	0
<b>2005 RECORD</b>	<b>0</b>	<b>2</b>

### CHALLENGE DESCRIPTION

9/11/05 at BUF (D. Carr fumble)	Lost
10/2/05 at CIN (D. Carr fumble)	Lost

### 2004

Category	Won	Lost
Completions (TD)	0	1
Completions (No TD)	0	3
Interceptions	0	0
Fumbles	1	0
Spot	0	2
<b>2004 RECORD</b>	<b>1</b>	<b>6</b>

### CHALLENGE DESCRIPTION

9/12/04 vs. SD (D. Brees TD pass to E. Parker)	Lost
10/10/04 vs. MIN (spot)	Lost
11/7/04 at DEN (spot)	Lost
11/14/04 at IND (P. Manning pass to B. Stokley)	Lost
11/14/04 at IND (P. Manning pass to B. Stokley)	Lost
11/21/04 vs. GB (D. Carr pass to J. Gaffney)	Lost
12/12/04 vs. IND (P. Manning fumble)	Won

### 2003

Category	Won	Lost
Completions (TD)	0	0
Completions (No TD)	0	1
Interceptions	0	0
Fumbles	0	0
Spot	1	0
<b>2003 RECORD</b>	<b>1</b>	<b>1</b>

### CHALLENGE DESCRIPTION

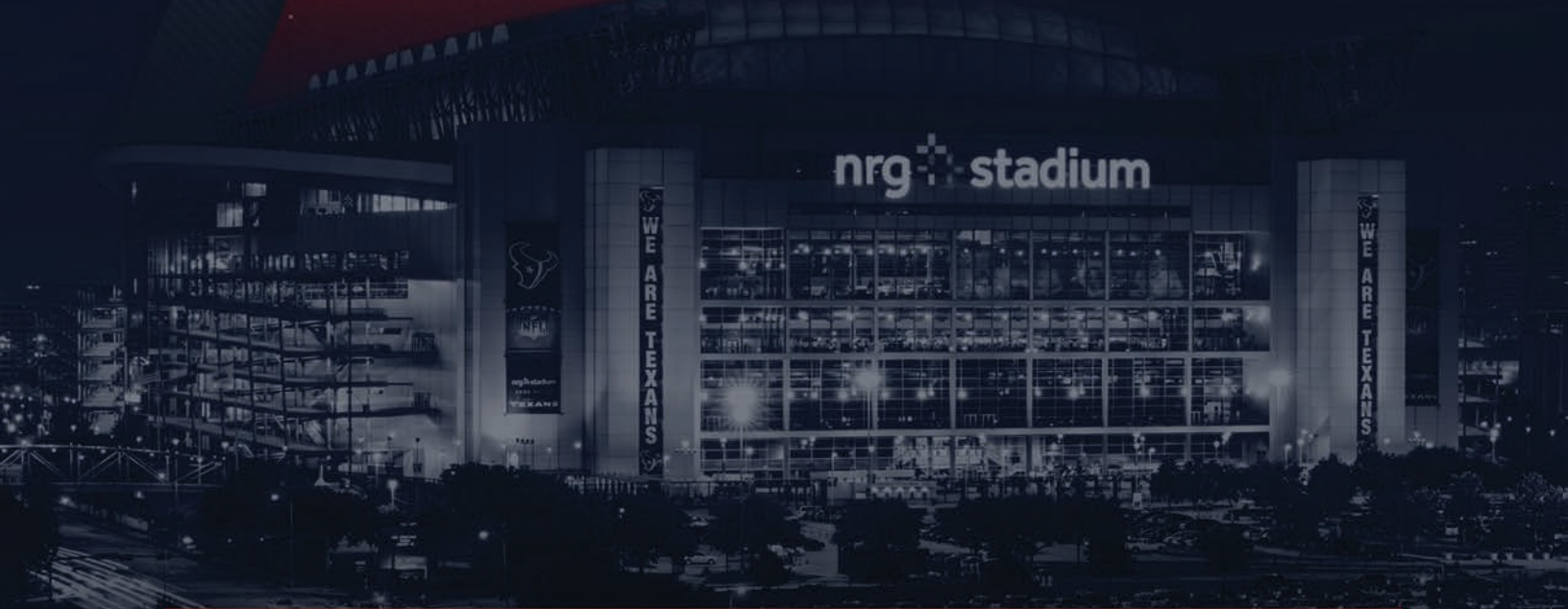
10/19/03 vs. NYJ (V. Testaverde pass to S. Moss)	Lost
11/30/03 vs. ATL (spot)	Won

### 2002

Category	Won	Lost
Completions (TD)	0	1
Completions (No TD)	0	0
Interceptions	0	1
Fumbles	0	0
Spot	0	0
<b>2002 RECORD</b>	<b>0</b>	<b>2</b>

### CHALLENGE DESCRIPTION

9/22/02 vs. IND (P. Manning TD pass to R. Wayne)	Lost
11/30/02 vs. CIN (A. Hawkins interception)	Lost



# GAME SUMMARIES

# GAME SUMMARIES



## WEEK 1: Houston 23 vs. Chicago 14

71,933 • NRG Stadium • Houston, Texas • Sept. 11, 2016



### GAME SUMMARY

Brock Osweiler's first start as a Texan ended in a 23-14 victory in front of a record home crowd. Osweiler was steady, completing 22-of-35 for 231 yards, two touchdowns, and one interception. He was assisted by 100-yard performances rookie Will Fuller V and running back Lamar Miller.

Fuller led the wide receivers with five catches for 107 yards and a touchdown. Miller rushed for 106 yards on 28 carries. Eight different Texans player had a catch on the day, including four rookies: Fuller, Braxton Miller, Stephen Anderson, and Tyler Ervin. DeAndre Hopkins caught five passes for 54 yards and a touchdown, scoring in Texans season opener for the third-straight year.

J.J. Watt returned to the starting lineup for his 81st consecutive career start. The Texans defense sacked Jay Cutler five times in the win: Whitney Mercilus (2), Jadeveon Clowney (1), John Simon (1), and A.J. Bouye (1). Safety Andre Hal had the lone interception of the day. Cutler was 16-of-29 for 216 yards, one touchdown, one interception and 76.2 passer rating.

The Texans offense struggled early, as Osweiler threw an interception on the opening drive of the game. Osweiler's pass, intended for Hopkins, was picked off by Bears cornerback Tracy Porter. Eight plays and 75 yards later, Jeremy Langford scored on a one-yard touchdown run to give the Bears an early 7-0 lead.

Houston scored ten unanswered points in the second quarter on back-to-back drives. After Nick Novak's 28-yard field goal, the Texans added their first touchdown of the day. Hopkins caught a 23-yard touchdown pass to cap off a 10-play, 61-yard drive that took 4:49 off the clock. The Texans led 10-7 with 3:14 left in the first half.

The Bears fired back with a short 0:31 drive. Cutler's deep 54-yard pass to Alshon Jeffery was followed by a 19-yard touchdown throw to Eddie Royal on the next play. Chicago took a 14-10 lead heading into halftime.

Hal intercepted Cutler on the second play of the third quarter. Novak added another 28-yard field goal and the Texans trailed 14-13.

Houston regained its lead early in the fourth quarter when Osweiler threw his second touchdown of the day after a nine-play, 64-yard drive. Fuller V caught the short pass on third-and-7 to score an 18-yard touchdown. Novak added his third field goal, a 38-yard kick, and the Texans led 23-14 with 6:10 left in the game.

The Texans improve to 1-0 on the season and will face the Kansas City Chiefs in Week 2 at NRG Stadium.

### SCORING

SCORE BY PERIODS	1	2	3	4	OT	Total
Chicago Bears	7	7	0	0	-	14
Houston Texans	0	10	3	10	-	23

### SCORING DRIVES

Team	Qtr	Time	Play Description (Extra Point) (Drive info)	CHI	HOU
Bears	1	6:58	J.Langford 1 yd. run (C.Barth kick) (8-75, 4:31)	7	0
Texans	2	11:25	N.Novak 28 yd. Field Goal (14-59, 6:19)	7	3
Texans	2	3:14	D.Hopkins 23 yd. pass from B.Osweiler (N.Novak kick) (10-61, 4:49)	7	10
Bears	2	0:07	E.Royal 19 yd. pass from J.Cutler (C.Barth kick) (3-75, 0:31)	14	10
Texans	3	12:17	N.Novak 28 yd. Field Goal (5-15, 1:50)	14	13
Texans	4	12:44	W.Fuller 18 yd. pass from B.Osweiler (N.Novak kick) (9-64, 4:52)	14	20
Texans	4	6:10	N.Novak 38 yd. Field Goal (7-46, 2:51)	14	23

### TEAM STATISTICS

	BEARS	TEXANS
TOTAL FIRST DOWNS	14	17
THIRD DOWN EFFICIENCY	4-13-31%	12-20-60%
FOURTH DOWN EFFICIENCY	0-2-0%	0-0-0%
TOTAL NET YARDS	258	344
NET YARDS RUSHING	73	129
NET YARDS PASSING	185	215
PASS ATTEMPTS-COMPLETIONS-HAD INTERCEPTED	29-16-1	35-22-1
KICKOFFS Number-In End Zone-Touchbacks	3-2-0	6-3-1
PUNTS Number and Average	7-42.3	5-48.6
Net Punting Average	38.1	40.6
FGs - PATs Had Blocked	0-0	0-0
TOTAL RETURN YARDAGE (Not Including Kickoffs)	43	41
PENALTIES Number and Yards	4-30	6-69
FUMBLES Number and Lost	2-0	1-0
TOUCHDOWNS	2	2
EXTRA POINTS Made-Attempts	2-2	2-2
FIELD GOALS Made-Attempts	0-0	3-3
RED ZONE EFFICIENCY	2-2-100%	1-3-33%
GOAL TO GO EFFICIENCY	1-1-100%	0-2-0%
SAFETIES	0	0
FINAL SCORE	14	23
TIME OF POSSESSION	23:41	36:19

### INDIVIDUAL STATISTICS

**RUSHING (Att-Yds):** Chicago, J. Langford 17-57, J. Cutler 2-12, K. Carey 1-4. Houston, L. Miller 28-106, B. Osweiler 4-14, A. Blue 1-4, T. Ervin 1-3, J. Prosch 1-2.

**PASSING (C-A-Y-I):** Chicago, J. Cutler 16-29-216-1. Houston, B. Osweiler 22-35-231-1.

**RECEIVING (Rec-Yds):** Chicago, A. Jeffery 4-105, E. Royal 4-57, K. White 3-34, Z. Miller 3-14, J. Langford 2-6. Houston, W. Fuller 5-107, D. Hopkins 5-54, L. Miller 4-11, S. Anderson 3-25, R. Griffin 2-17, B. Miller 1-6, C. Fiedorowicz 1-6, T. Ervin 1-5.

**SACKS (Sk-Yds):** Chicago, D. Trevathan 1-7, E. Goldman .5-4.5, L. Floyd .5-4.5. Houston, J. Simon 1-8, J. Clowney 1-1, W. Mercilus 2-16, A. Bouye 1-6.

**INTERCEPTIONS (Int-Yds):** Chicago, T. Porter 1-3. Houston, A. Hal 1-12.

**TACKLES (S-A-T):** Chicago, J. Freeman 9-8-17, D. Trevathan 7-4-11, H. Jones-Quartey 4-3-7, E. Goldman 2-4-6, L. Floyd 2-4-6, J. Glenn 5-0-5, A. Amos 5-0-5, T. Porter 3-1-4, L. Houston 2-2-4, A. Hicks 3-0-3, D. Hall 2-1-3, C. Washington 1-0-1, S. Acho 1-0-1. Houston, J. Simon 5-1-6, M. Bullough 5-0-5, K. Jackson 4-1-5, B. McKinney 2-3-5, J. Joseph 4-0-4, J. Clowney 3-1-4, Q. Demps 3-1-4, W. Mercilus 2-2-4, A. Bouye 3-0-3, A. Hal 2-0-2, B. Cushing 1-1-2, V. Wilfork 1-0-1, K. Johnson 1-0-1, J. Watt, 0-1-1, D. Reader 0-1-1, C. Covington 0-1-1.

**MISSED FIELD GOAL:** Chicago, none. Houston, none.

## TEAM NOTES

### THE TEXANS

- Earned their 100th victory as a franchise (regular season and postseason combined)
- Had 71,933 fans in attendance for the game, which marked the largest crowd at NRG Stadium in franchise history
- Won their fourth straight regular season game, dating back to Week 15 of the 2015 season
- Improved their all-time home record to 57-56 in the regular season
- Improved to 9-6 (.600) all-time in season openers, which is the third-best winning percentage in Week 1 games among all NFL teams
- Improved to 4-0 overall and 2-0 at home all-time against the Bears
- Improved their all-time record against the NFC North to 7-6
- Improved to 2-1 in season openers under Head Coach Bill O'Brien. O'Brien improved his all-time regular season record to 19-14
- Had a 100-yard rusher (Lamar Miller, 106) and receiver (Will Fuller V, 107) for the 15th time in team history and first time since Week 3 of 2015 (Alfred Blue, 139 & DeAndre Hopkins, 101)
- Recorded 5.0-or-more sacks as a team for the 18th time in team history and the second straight week dating back to Week 17 of the 2015 season
- Totaled 346 net yards of offense, including 215 passing and 131 rushing, 17 first downs, 36:19 time of possession and converted 12-of-20 (60%) third downs
- Recorded over 100 net rushing yards (102) in the first half of a game for the first time since posting 107 rushing yards at Indianapolis on Dec. 20, 2015
- Had eight different players record a reception, including four rookies
- Posted two scoring drives of 10-plus plays in the first half

### SCORING PLAYS

- 2nd Quarter – K Nick Novak made a 28-yard field goal on his first attempt of the year in the second quarter to cut Houston's deficit to 7-3
- 2nd Quarter – QB Brock Osweiler connected on a 23-yard touchdown pass to WR DeAndre Hopkins to give the Texans a 10-3 lead
- 3rd Quarter – Novak made another 28-yard field goal to cut Houston's deficit to 14-13
- 4th Quarter – Osweiler threw an 18-yard touchdown pass to WR Will Fuller V to give the Texans a 20-14 lead. It marked Osweiler's third career multi-touchdown game and Fuller's first career touchdown
- 4th Quarter – Novak made his third field goal of the game, a 38-yarder, to give Houston a 23-14 final lead

### MISCELLANEOUS NOTES

- The following four Texans players were captains for the game: CB Johnathan Joseph, P Shane Lechler, QB Brock Osweiler and NT Vince Wilfork
- The following seven Texans players were inactive for the game: G Oday Aboushi, T Duane Brown, S K.J. Dillon, DE Joel Heath, WR Keith Mumfery, OLB Brennan Scarlett and QB Brandon Weeden
- The following Texans player was active but did not play in the game: QB Tom Savage
- Chicago won the toss and deferred to the second half. Houston elected to receive the ball to start the game

## INDIVIDUAL PLAYER NOTES

### CB A.J. BOUYE

- Recorded his first career sack when he brought down Bears QB Jay Cutler for a loss of six yards in the fourth quarter
- Finished with three solo tackles and one pass defended

### ILB MAX BULLOUGH

- Posted a single-game career-high five solo tackles, to go along with one tackle for loss

### OLB JADEVEON CLOWNEY

- Totaled four tackles (three solo), including 1.0 sack, a career-high three quarterback hits and two tackles for loss, which tied a single-game career-high
- Sacked Bears QB Jay Cutler in the third quarter for a 1-yard loss, bringing his career total to 5.5

### RB TYLER ERVIN

- In his first career game, returned three kickoffs for 73 yards, averaging 24.3 yards per return
- Also returned three punts for 29 yards, caught one pass for five yards and rushed once for three yards
- Racked up 110 total all-purpose yards on offense (eight yards) and special teams (102 yards)

### WR WILL FULLER V

- Caught five passes for a team-leading 107 yards and a touchdown in his first career NFL game
- Became the first Texans rookie with a 100-yard receiving game in a season opener. Also became the first rookie in team history with a receiving touchdown in a season opener
- Scored his first career touchdown on an 18-yard pass from QB Brock Osweiler in the fourth quarter

### S ANDRE HAL

- Registered the team's first interception of the year and his fifth career interception when he picked off Bears QB Jay Cutler in the third quarter and returned it 12 yards to the Chicago 25-yard line
- Notched interceptions in back-to-back games for the first time in his career, having picked off a pass in the 2015 regular season finale against Jacksonville

### WR DeANDRE HOPKINS

- Finished tied for the team lead with five receptions for 54 yards and a touchdown
- Scored on a 23-yard touchdown pass from QB Brock Osweiler in the second quarter. It marked his 20th career touchdown reception and third straight season opener (2014-16) with a touchdown. Hopkins also recorded his fourth career touchdown in Week 1 games, which passes former Texans WR Andre Johnson for the most in team history
- Passed former Texans TE Owen Daniels for the second-most career receptions (23) on kickoff weekend in franchise history
- Started his 49th straight game, which is the second-longest active streak among NFL wide receivers

### CB KAREEM JACKSON

- Tied for second on the team with five tackles (four solo), including one for loss

### P SHANE LECHLER

- Passed Charles Woodson (254) and tied Tim Brown, Irving Fryar and Earl Morrall (255) for the 33rd-most career games played in NFL history
- Punted five times for 243 yards, averaging 48.6 gross yards and 40.6 net yards per punt, and pinned one inside the 20-yard line. Posted a long punt of 60 yards
- Played in his 223rd straight game, which is the longest active streak in the NFL

### C GREG MANCZ

- Made his first career start in the regular season

### ILB BENARDRICK McKINNEY

- Tied for second on the team with five tackles (two solo) and added a career-high two quarterback hits

## INDIVIDUAL PLAYER NOTES (CONT.)

### OLB WHITNEY MERCILUS

- Totaled four tackles (two solo), 2.0 sacks and one forced fumble
- Recorded the team's first sack of the game in the second quarter when he brought down Bears QB Jay Cutler for a 7-yard loss on third down. It marked the second time in his career that he's posted a sack in a season opener (2013) and his 31st career sack
- Registered a strip-sack on Cutler in the fourth quarter, giving him 2.0 sacks for the game and his third straight multiple-sack game (including postseason) dating back to Week 17 of the 2015 season

### RB LAMAR MILLER

- Started his first game as a Texan and rushed for 106 yards on a career-high 28 attempts, averaging 3.8 yards per carry. Also caught four passes for 11 yards
- Became the second Texans player to rush for over 100 yards in the team's last two regular season games (Alfred Blue, 102 yards on 1/3/16 vs. Jacksonville)
- His 15 carries in the first half marked the most he's ever had in a half of a game in his career, surpassing his previous high of 14 carries in the first half against Houston as a member of the Miami Dolphins on Oct. 25, 2015

### T DEREK NEWTON

- Started in the 52nd straight regular season game of his career

### K NICK NOVAK

- Scored 11 total points, making three field goals and two PATs, which marked his fourth straight regular season game with 10-or-more points scored, dating back to Week 15 of the 2015 season
- Made a 28-yard field goal in the second quarter to cut the Texans' deficit to 7-3
- Connected on another 28-yard field goal in the third quarter to cut Houston's deficit to 14-13
- Made a 38-yard field goal in the fourth quarter to give the Texans a 23-14 final lead

### QB BROCK OSWEILER

- Started his first game as a Texan and completed 22-of-35 passes for 231 yards, two touchdowns, one interception and an 89.1 passer rating
- Posted his third career multiple-touchdown game and first since Dec. 20, 2015 at Pittsburgh as a member of the Denver Broncos
- Threw a 23-yard touchdown pass to WR DeAndre Hopkins in the second quarter, marking his first touchdown pass as a Texan and 12th of his career
- Completed an 18-yard touchdown throw to WR Will Fuller V in the fourth quarter for his 13th career touchdown
- Completed passes to eight different players, including four rookies
- Registered a career-long 15-yard rush in the first quarter

### OLB JOHN SIMON

- Led the team with six tackles (five solo), including 1.0 sack, and added two quarterback hits
- Sacked Bears QB Jay Cutler for an 8-yard loss in the fourth quarter, boosting his career total to 7.5

### DE J.J. WATT

- Tied for the team lead with three quarterback hits
- Started his 81st straight game, which is tied for the fifth-longest active streak among NFL defensive ends

### LS JON WEEKS

- Played in the 97th consecutive regular season game of his career

### NT VINCE WILFORK

- Notched one tackle for loss and one pass defended in a game for the first time since Dec. 14, 2014 against Miami as a member of the New England Patriots
- Started his 33rd straight game, which is tied for the fourth-longest active streak among NFL defensive tackles

# GAME SUMMARIES



## WEEK 2: Houston 19 vs. Kansas City 12

71,890 • NRG Stadium • Houston, Texas • Sept. 18, 2016



### GAME SUMMARY

The Texans defense dominated in the 19-12 win over the Kansas City Chiefs, forcing three turnovers and recording four sacks on Alex Smith. Houston, who recorded three defensive fumble recoveries in the first half for the first time in franchise history, did not allow a touchdown the victory.

J.J. Watt notched his first sacks (1.5) of 2016, as well as five tackles, two quarterback hits, and a fumble recovery. Two other players had sacks, John Simon (1.5) and Benardrick McKinney (1.0), who also had a team-high eight tackles with one for a loss and a quarterback hit.

The Texans held Smith to just 186 yards through the air. Charcandrick West and Spencer Ware rushed for 61 and 57 yards, respectively. Jeremy Maclin led the Chiefs receivers with six catches for 68 yards.

The Texans posted 351 yards of total net offense in the win, 254 yards passing and 97 yards rushing. Rookie Will Fuller V had his second 100-yard performance in as many weeks, with four catches for 104 yards. DeAndre Hopkins led all Houston wide receivers with seven receptions 113 yards, including one touchdown. Lamar Miller rushed for 83 yards on 25 carries. Brock Osweiler was 19-of-33 for 268 yards, one touchdown, but was picked off twice by the Chiefs.

Both quarterbacks committed turnovers on their opening offensive series. Osweiler's pass, intended for Braxton Miller, was picked off at the goal line by Marcus Peters. Six plays later, the Texans would regain possession after Watt recovered a fumbled snap. Hopkins caught a 27-yard touchdown pass on the next play to give Houston an early 7-0 lead in the first quarter.

The Chiefs were held to just one field goal in the first half. Watt's sack on Smith for a loss of four yards led to the 53-yard kick to cap off a four-play drive, minus-2 yard drive. The Chiefs trailed 7-3 at the start of the second quarter.

Lamar Miller's nine-yard gain extended a Texans' drive on fourth-and-1. Nick Novak added a 32-yard field goal as Houston took a 10-3 lead with 4:16 left in the second quarter.

Houston's defense forced fumbles on the final two Kansas City drives of the first half. With less than two minutes remaining, Quintin Demps forced a fumble on running back Charcandrick West. Kevin Johnson scooped up the ball and returned it 52 yards to the Chiefs 14-yard line. Novak's 32-yard kick extended the Texans lead to ten points.

On the following drive, Simon sacked Smith causing a third fumble. Whitney Mercilus recovered and Novak attempted a career-long 57-yard field goal but missed. The Texans led 13-3 at halftime.

After a scoreless third quarter, both teams settled for a pair of field goals in the fourth quarter. Osweiler's pass, intended for Hopkins, was picked off a second time by Peters. Santos added a 43-yard field goal and one from 35 yards. Novak successfully made kicks from 31 and 43 yards. The Texans took a 19-9 lead with 2:56 left in the game.

Santos kicked a 30-yard field goal after a 10-play drive with 0:52 left in the game, to get within one score. The ensuing onside kick was recovered by the Texans.

The Texans improve to 2-0 on the season and will face the New England Patriots on the road in Thursday's primetime matchup.

### SCORING

SCORE BY PERIODS	1	2	3	4	OT	Total
Kansas City	0	3	0	9	-	12
Houston Texans	7	6	0	6	-	19

### SCORING DRIVES

Team	Qtr	Time	Play Description (Extra Point) (Drive info)	KC	HOU
Texans	1	8:01	D.Hopkins 27 yd. pass from B.Osweiler (N.Novak kick) (1-27, 0:07)	0	7
Chiefs	2	14:55	C.Santos 53 yd. Field Goal (4--2, 1:17)	3	7
Texans	2	4:16	N.Novak 32 yd. Field Goal (14-69, 6:43)	3	10
Texans	2	1:21	N.Novak 24 yd. Field Goal (4-8, 0:19)	3	13
Chiefs	4	14:56	C.Santos 43 yd. Field Goal (5-26, 2:50)	6	13
Texans	4	9:34	N.Novak 31 yd. Field Goal (11-47, 5:22)	6	16
Chiefs	4	7:34	C.Santos 35 yd. Field Goal (8-52, 2:00)	9	16
Texans	4	2:56	N.Novak 43 yd. Field Goal (11-49, 4:38)	9	19
Chiefs	4	0:49	C.Santos 30 yd. Field Goal (10-76, 2:07)	12	19

### TEAM STATISTICS

	CHIEFS	TEXANS
TOTAL FIRST DOWNS	14	15
THIRD DOWN EFFICIENCY	3-14-21%	4-15-27%
FOURTH DOWN EFFICIENCY	0-0-0%	1-1-100%
TOTAL NET YARDS	291	351
NET YARDS RUSHING	119	97
NET YARDS PASSING	172	254
PASS ATTEMPTS-COMPLETIONS-HAD INTERCEPTED	37-20-0	33-19-2
KICKOFFS Number-In End Zone-Touchbacks	5-3-1	6-4-0
PUNTS Number and Average	6-47.5	5-49.8
Net Punting Average	45.5	37.2
FGs - PATs Had Blocked	0-0	0-0
TOTAL RETURN YARDAGE (Not Including Kickoffs)	110	12
PENALTIES Number and Yards	9-77	5-44
FUMBLES Number and Lost	3-3	0-0
TOUCHDOWNS	0	1
EXTRA POINTS Made-Attempts	0-0	1-1
FIELD GOALS Made-Attempts	4-4	4-5
RED ZONE EFFICIENCY	0-2-0%	0-4-0%
GOAL TO GO EFFICIENCY	0-0-0%	0-1-0%
SAFETIES	0	0
FINAL SCORE	12	19
TIME OF POSSESSION	26:01	33:59

### INDIVIDUAL STATISTICS

**RUSHING (Att-Yds):** Kansas City, C. West 6-61, S. Ware 10-57, A. Smith 2-2, T. Hill 1-(-1) Houston, L. Miller 25-83, A. Blue 5-11, J. Grimes 1-8, B. Miller 1-(-2), B. Osweiler 2-(-3).

**PASSING (C-A-Y-I):** Kansas City, A. Smith 20-37-186-0. Houston, B. Osweiler 19-33-268-2.

**RECEIVING (Rec-Yds):** Kansas City, J. Maclin 6-68, T. Kelce 5-34, S. Ware 2-48, C. Conley 2-15, A. Wilson 2-11, T. Hill 2-8, C. West 1-2. Houston, D. Hopkins 7-113, W. Fuller 4-104, S. Anderson 2-15, L. Miller 2-14, J. Grimes 1-13, R. Griffin 1-5, B. Miller 1-3, C. Fiedorowicz 1-1.

**SACKS (Sk-Yds):** Kansas City, D. Johnson 1-8, T. Hali 1-6. Houston, B. McKinney 1-8, J. Simon 1.5-1, J. Watt 1.5-5.

**INTERCEPTIONS (Int-Yds):** Kansas City, M. Peters 2-47. Houston, none.

**TACKLES (S-A-T):** Kansas City, D. Johnson 8-3-11, J. March-Lillard 4-4-8, M. Peters 2-5-7, P. Gaines 5-0-5, J. Howard 4-1-5, F. Zombo 4-1-5, R. Parker 3-2-5, D. Poe 2-3-5, E. Berry 2-3-5, T. Hali 2-1-3, D. Ford 2-1-3, D. Sorensen 2-0-2, C. Jones 0-2-2, N. Williams 1-0-1, S. Nelson 1-0-1, A. Bailey 0-1-1. Houston, B. McKinney 2-6-8, K. Jackson 6-0-6, J. Simon 4-2-6, J. Joseph 4-1-5, Q. Demps 3-2-5, J. Watt 1-4-5, A. Bouye 3-1-4, A. Hal 2-2-4, J. Clowney 3-0-3, K. Johnson 3-0-3, W. Mercilus 1-2-3, V. Wilfork 0-2-2, M. Bullough 1-0-1.

**MISSED FIELD GOAL:** Kansas City, none. Houston, none.

## TEAM NOTES

### THE TEXANS

- Won their fifth consecutive regular season game, dating back to Week 15 of the 2015 season, which is the team's longest streak since winning six in a row from Weeks 7-13 of 2012
- Improved to 2-0 for the seventh time in franchise history and the second time (2014) under Head Coach Bill O'Brien
- Improved to 20-14 under O'Brien, making him the fastest head coach in team history to reach 20 career victories (34 games)
- Improved to 12-2 in the first two weeks of the season since 2010, which is the best record in the NFL during that span
- Broke a three-game losing streak (including postseason) to the Chiefs and earned their first win in the series since a 35-31 home victory on Oct. 17, 2010
- Improved their all-time regular season record against the Chiefs to 4-4 overall and 3-3 at home
- Improved to 58-56 all-time at NRG Stadium in the regular season
- Improved to 13-14 all-time in the regular season against AFC West teams
- Notched 4.0 sacks as a team, bringing their total to 9.0 for the year, which is the most in team history through the first two games of a season. The previous high was 6.0 in 2007 and 2013
- Had two players (DeAndre Hopkins – 113 & Will Fuller V – 104) with over 100 yards receiving in a game for the first time since Nov. 17, 2013 against Oakland (Garrett Graham – 136 & Andre Johnson – 113). The last time the Texans had two wide receivers with a pair of 100-yard games was on Sept. 19, 2010 at Washington (Johnson – 158 & Kevin Walter – 144)
- Recorded three defensive fumble recoveries in a half of a game for the first time in franchise history. Also tied a franchise single-game record with three defensive fumble recoveries. The last time the Texans notched three fumble recoveries on defense in a game was on Dec. 2, 2012 at Tennessee
- Did not give up a touchdown in the game, which marks six consecutive quarters, dating back to Week 1 against Chicago, that Houston has not allowed a touchdown
- Held the Chiefs to 3-of-14 (21%) on third down and 0-of-2 in the red zone, both of which are season lows for Texans opponents
- Limited Kansas City to 127 net yards of offense, six first downs, 2-of-7 on third down and 13:21 time of possession in the first half
- Held the Chiefs to 25 total net yards of offense (19 passing, 6 rushing), two first downs and 0-of-4 on third down in the first quarter

### SCORING PLAYS

- 1st Quarter – WR DeAndre Hopkins scored on a 27-yard pass from QB Brock Osweiler in the first quarter to give the Texans a 7-0 lead
- 2nd Quarter – K Nick Novak made a 32-yard field goal in the second quarter to give Houston a 10-3 lead
- 2nd Quarter – Novak connected on a 24-yard field goal in the second quarter to increase the Texans' lead to 13-3
- 4th Quarter – Novak made a 31-yard field goal in the fourth quarter to give the Texans a 16-6 lead
- 4th Quarter – Novak made a 43-yard field goal in the fourth quarter, boosting Houston's lead to 19-9

### MISCELLANEOUS NOTES

- The following five Texans players were captains for the game: G Jeff Allen, T Duane Brown, ILB Brian Cushing, P Shane Lechler and DE J.J. Watt
- The following seven Texans players were inactive for the game: G Oday Aboushi, T Duane Brown, ILB Brian Cushing, DE Joel Heath, WR Keith Mumphery, S Eddie Pleasant and QB Brandon Weeden
- The following Texans player was active, but did not play in the game: QB Tom Savage
- Kansas City won the toss and deferred to the second half. Houston elected to receive the ball to start the game

## INDIVIDUAL PLAYER NOTES

### CB A.J. BOUYE

- Finished with four tackles (three solo) and tied for the team lead with two passes defended

### OLB JADEVEON CLOWNEY

- Recorded three solo tackles, two quarterback hits, one tackle for loss and one pass defended

### S QUINTIN DEMPS

- Finished with five tackles (three solo) and one forced fumble
- Forced a fumble on Chiefs RB Spencer Ware in the second quarter, which was recovered by CB Kevin Johnson and returned 53 yards to the Kansas City 14-yard line

### WR WILL FULLER V

- Became the first rookie in Texans history to open a season with two 100-yard receiving games
- Finished second on the team with four receptions for 104 yards, averaging 26.0 yards per catch
- Logged a career-long 53-yard reception in the first quarter

### WR DeANDRE HOPKINS

- Led the team with seven receptions for 113 yards and a touchdown, which marked his 12th career 100-yard receiving performance
- Surpassed 250 receptions for his career (251)
- Registered a season-long 35-yard reception in the third quarter
- Scored a touchdown in his second straight game to start the season on a 27-yard pass from QB Brock Osweiler in the first quarter. It marked the second time in his career and first since 2014 that he's scored a touchdown in the first two games of a season. It also marked his 21st career receiving touchdown
- Started his 50th straight game, which is the second-longest active streak among NFL wide receivers

### CB KAREEM JACKSON

- Finished second on the team with six tackles (all solo) and added one pass defended

### CB KEVIN JOHNSON

- Finished with three solo tackles, one pass defended and one fumble recovery
- Recovered the first fumble of his career and notched a 53-yard return in the second quarter after S Quintin Demps forced the ball out on Chiefs RB Spencer Ware

### CB JOHNATHAN JOSEPH

- Finished with five tackles (four solo) and tied for the team lead with two passes defended

### P SHANE LECHLER

- Punted five times for 249 yards, averaging 49.8 gross yards and 37.2 net yards per punt with a long of 62 yards. Also pinned one punt inside the 20-yard line
- Passed Tim Brown, Irving Fryar and Earl Morrall (255) and tied David Binn and London Fletcher (256) for the 31st-most career games played in NFL history
- Played in his 224th straight game, which is the longest active streak in the NFL
- Surpassed 61,000 punting yards for his career (61,240)

## INDIVIDUAL PLAYER NOTES (CONT.)

### ILB BENARDRICK MCKINNEY

- Led the team with a season-high eight tackles to go along with 1.0 sack
- Registered his first sack of the season and second of his career when he brought down Chiefs QB Alex Smith for an 8-yard loss in the third quarter

### OLB WHITNEY MERCILUS

- Notched a fumble recovery after a strip-sack by OLB John Simon on Chiefs QB Alex Smith in the second quarter
- Also recorded three tackles and one quarterback hit

### RB LAMAR MILLER

- Finished with 83 rushing yards on 25 carries and 14 receiving yards on two receptions
- Surpassed 4,000 scrimmage yards for his career (4,031)
- Started his 44th consecutive game, which is the second-longest active streak among NFL running backs
- Played in his 55th straight game, which is the third-longest active streak among NFL running backs

### T DEREK NEWTON

- Started in the 53rd straight regular season game of his career

### K NICK NOVAK

- Made 4-of-5 field goals and one PAT for a season-high 13 points, marking his fifth straight regular season game with 10-or-more points, dating back to Week 15 of the 2015 season
- Connected on field goals of 32, 24, 31 and 43 yards and missed one from 57 yards. Novak made five straight field goals to start the season before missing one

### QB BROCK OSWEILER

- Completed 19-of-33 passes for 268 yards, one touchdown, two interceptions and a 68.8 passer rating
- Threw a touchdown in his second straight game to start the season when he connected with WR DeAndre Hopkins for a 27-yard score in the first quarter

### OLB BRENNAN SCARLETT

- Made his regular season debut with the Texans and contributed with one special teams tackle

### OLB JOHN SIMON

- Tied a single-game career-high with six tackles (four solo), while adding 1.5 sacks, three quarterback hits and one forced fumble
- Split a sack with DE J.J. Watt in the second quarter when they brought down Chiefs QB Alex Smith for a 2-yard loss on third down to force a punt. The half-sack gave Simon 1.5 for the season and 8.0 for his career
- Recorded a strip-sack on Smith in the second quarter, which was recovered by OLB Whitney Mercilus. It marked Simon's second straight game with a sack and his 9th overall quarterback takedown for his career

### DE J.J. WATT

- Finished with five tackles, 1.5 sacks, two quarterback hits, one tackle for loss and one fumble recovery
- Recovered a fumble in the first quarter on Kansas City's opening offensive possession of the game. It marked the 13th fumble recovery of his career, which leads the NFL since 2011
- Recorded a sack in his third straight regular season game against Kansas City, dating back to Oct. 20, 2013, when he brought down Chiefs QB Alex Smith for a 4-yard loss on a third down in the first quarter. It marked his first sack of the year

- Became the second-fastest player in NFL history to reach 75.0 career sacks, as he did so in his 82nd career game. Hall of Fame DE Reggie White accomplished the feat in his 65th career game
- Split a sack with OLB John Simon in the second quarter when they brought down Smith for a 2-yard loss on third down to force a punt. The half-sack boosted Watt's total to 76.0 for his career
- Started his 82nd straight game, which is tied for the longest active streak among NFL defensive ends

### LS JON WEEKS

- Played in the 98th consecutive regular season game of his career

### NT VINCE WILFORK

- Started his 34th straight game, which is tied for the sixth-longest active streak among NFL defensive tackles



# GAME SUMMARIES



## WEEK 3: Houston 0 at New England 27

66,829 • Gillette Stadium • Foxborough, Mass • Sept. 22, 2016



### GAME SUMMARY

The Texans were defeated 27-0 on Thursday night, as the New England Patriots handed them their first loss of the 2016 season.

Turnovers plagued the Texans, who fumbled on two kickoff returns. The Patriots scored 14 points off Texans giveaways.

Brock Osweiler and the offense struggled as the Texans were shutout in the regular season for the first time in 13 years (Jacksonville, 12/7/03). Osweiler completed 24-of-41 passes for 196 yards and threw one interception. DeAndre Hopkins led all Texans receivers with four catches for 56 yards. Lamar Miller contributed 107 yards from scrimmage, (80 yards rushing, 27 yards receiving).

Rookie Jacoby Brissett made his first career start for the Patriots and was 11-of-19 for 103 yards, while also running for 48 yards and one touchdown. LeGarrette Blount rushed for 105 yards on 24 carries and scored two touchdowns, both in the second half.

The Texans defense was led by linebacker Benardrick McKinney who had a team-high 16 tackles, one sack, one quarterback hit, and one tackle for loss.

New England scored first on a 24-yard field goal by Stephen Gostowski with 2:07 left in the first quarter. A fumble on the ensuing kickoff return by Charles James II gave the Patriots possession at Houston's 22-yard line. Two plays later, Brissett scored on a 27-yard touchdown run and New England took a 10-0 lead.

The Texans offense was driving down the field when Osweiler's pass, intended for Hopkins, was intercepted by linebacker Jamie Collins who returned it 18 yards. McKinney's sack on third down provided a key stop.

On the first offensive drive of the second half, Gostowski added his second field goal of the day on a 25-yard kick. Tyler Ervin fumbled the return on the ensuing kick, giving New England possession at Houston's 21-yard line. Blount scored on a 1-yard touchdown run after two defensive pass interference calls on the drive. The Patriots extended their margin to 20-0 with 5:46 left in the third quarter.

Two drives later, Blount added his second score of the night on a 41-yard touchdown run.

The Texans fall to 2-1 and will host the Tennessee Titans in Week 4 for their first divisional game of the season.

### SCORING

SCORE BY PERIODS	1	2	3	4	OT	Total
Houston Texans	0	0	0	0	-	0
New England Patriots	10	0	10	7	-	27

### SCORING DRIVES

Team	Qtr	Time	Play Description (Extra Point) (Drive info)	HOU	NE
Patriots	1	2:07	S.Gostowski 24 yd. Field Goal (10-74, 4:52)	0	3
Patriots	1	1:54	J.Brissett 27 yd. run (S.Gostowski kick) (1-22, 0:07)	0	10
Patriots	3	8:19	S.Gostowski 25 yd. Field Goal (13-71, 6:41)	0	13
Patriots	3	5:41	L.Blount 1 yd. run (S.Gostowski kick) (6-21, 2:31)	0	20
Patriots	4	11:00	L.Blount 41 yd. run (S.Gostowski kick) (2-47, 0:40)	0	27

### TEAM STATISTICS

	TEXANS	PATRIOTS
TOTAL FIRST DOWNS	19	15
THIRD DOWN EFFICIENCY	6-15-40%	4-14-29%
FOURTH DOWN EFFICIENCY	0-3-0%	0-0-0%
TOTAL NET YARDS	284	282
NET YARDS RUSHING	109	185
NET YARDS PASSING	175	97
PASS ATTEMPTS-COMPLETIONS-HAD INTERCEPTED	41-24-1	19-11-0
KICKOFFS Number-In End Zone-Touchbacks	1-1-0	6-4-3
PUNTS Number and Average	6-49.0	7-47.6
Net Punting Average	40.2	47.6
FGs - PATs Had Blocked	0-0	0-0
TOTAL RETURN YARDAGE (Not Including Kickoffs)	0	51
PENALTIES Number and Yards	6-43	3-15
FUMBLES Number and Lost	2-2	1-0
TOUCHDOWNS	0	3
EXTRA POINTS Made-Attempts	0-0	3-3
FIELD GOALS Made-Attempts	0-0	2-2
RED ZONE EFFICIENCY	0-0-0%	1-3-33%
GOAL TO GO EFFICIENCY	0-0-0%	1-1-100%
SAFETIES	0	0
FINAL SCORE	0	27
TIME OF POSSESSION	31:22	28:38

### INDIVIDUAL STATISTICS

**RUSHING (Att-Yds):** Houston, L. Miller 21-80, B. Osweiler 1-13, A. Blue 2-12, J. Grimes 3-4. New England, L. Blount 24-105, J. Brissett 8-48, J. Edelman 3-14, J. White 3-12, M. Bennett 1-6.

**PASSING (C-A-Y-I):** Houston, B. Osweiler 24-41-196-1. New England, J. Brissett 11-19-103-0.

**RECEIVING (Rec-Yds):** Houston, R. Griffin 8-52, D. Hopkins 4-56, L. Miller 4-27, J. Grimes 4-15, W. Fuller 3-31, J. Strong 1-15. New England, J. Edelman 4-38, D. Amendola 2-23, M. Bennett 2-10, M. Mitchell 1-27, C. Hogan 1-3, J. White 1-2.

**SACKS (Sk-Yds):** Houston, B. McKinney 1-6. New England, J. Sheard 2-21.

**INTERCEPTIONS (Int-Yds):** Houston, none. New England, J. Collins 1-18.

**TACKLES (S-A-T):** Houston, B. McKinney 6-10-16, K. Jackson 4-3-7, V. Wilfork 2-5-7, M. Bullough 3-2-5, A. Hal 2-2-4, Q. Demps 2-2-4, W. Mercilus 0-4-4, J. Joseph 2-1-3, J. Simon 2-1-3, J. Clowney 1-1-2, D. Reader 1-1-2, C. Covington 0-2-2, J. Watt 0-2-2, B. Scarlett 1-0-1, A. Dent 0-1-1, K. Johnson 0-1-1, A. Bouye 0-1-1, J. Heath 0-1-1. New England, J. Collins 8-6-14, J. Freeny 4-3-7, T. Flowers 3-1-4, L. Ryan 3-1-4, D. McCourty 3-1-4, P. Chung 3-1-4, M. Butler 2-2-4, J. Sheard 3-0-3, A. Johnson 2-1-3, A. Branch 1-2-3, M. Brown 1-2-3, S. McClellin 1-2-3, V. Valentine 0-3-3, C. Jones 1-1-2, C. Long 0-2-2, D. Harmon 1-0-1.

**MISSED FIELD GOAL:** Houston, none. New England, none.

## TEAM NOTES

### THE TEXANS

- Dropped to 2-1 on the season, breaking a five-game winning streak, dating back to Week 15 of the 2015 season
- Fell to 1-6 overall and 0-3 on the road all-time in the regular season against the Patriots
- Registered 284 total net yards of offense (175 passing, 109 rushing), 19 first downs, 31:22 time of possession and converted 6-of-15 (40%) third downs
- Allowed 282 total net yards, 15 first downs and 28:38 time of possession to the Patriots
- Limited the Patriots to 4-of-14 (29%) third down conversions

### MISCELLANEOUS NOTES

- The following five Texans players were captains for the game: WR DeAndre Hopkins, P Shane Lechler, QB Brock Osweiler, DE J.J. Watt and NT Vince Wilfork
- The following seven Texans players were inactive for the game: G Oday Aboushi, T Duane Brown, ILB Brian Cushing, WR Braxton Miller, S Eddie Pleasant, DE Devon Still and QB Brandon Weeden
- The following three Texans players were active, but not did play in the game: C Tony Bergstrom, T Kendall Lamm and QB Tom Savage
- New England won the toss and deferred to the second half. Houston elected to receive the ball to start the game

## INDIVIDUAL PLAYER NOTES

### TE RYAN GRIFFIN

- Led the team and set a single-game career-high with eight receptions for 52 yards. His previous high for receptions was six at Indianapolis on Dec. 15, 2013

### RB JONATHAN GRIMES

- Led the team with a career-high three special teams tackles
- Also added one forced fumble on special teams

### DE JOEL HEATH

- Made his regular season NFL debut and contributed with one tackle

### WR DeANDRE HOPKINS

- Notched four receptions for 56 yards, averaging 14.0 yards per catch
- Started his 51st straight game, which is the second-longest active streak among NFL wide receivers

### CB KAREEM JACKSON

- Tied for second on the team with seven tackles, including four solo stops

### P SHANE LECHLER

- Punted six times for 294 yards, averaging 49.0 gross yards and 40.2 net yards per punt, while pinning a season-high four punts inside the 20-yard line
- Passed Matt Turk (88) for the second-most career punts pinned inside the 20-yard line in Texans history
- Passed David Binn and London Fletcher (256) for the 31st-most career games played in NFL history
- Played in his 225th straight game, which is the longest active streak in the NFL

### ILB BENARDRICK MCKINNEY

- Led the team with a single-game career-high 16 tackles (six solo) to go along with 1.0 sack. His tackle total tied for the fourth-highest mark in franchise history and was the highest by a Texans player since Brian Cushing recorded 17 tackles against the New York Giants on Sept. 21, 2014
- Recorded a sack in his second straight game when he brought down Patriots QB Jacoby Brissett in the second quarter for a loss of six yards. His 2.0 sacks for the year are a single-season career-high

### RB LAMAR MILLER

- Set career highs for rushing attempts in a quarter (10 in first quarter) and half (16 in first half)
- Recorded 84 rushing yards and 27 receiving yards for a total of 111 scrimmage yards
- Started his 45th consecutive game, which is the second-longest active streak among NFL running backs
- Played in his 56th straight game, which is the third-longest active streak among NFL running backs

### T DEREK NEWTON

- Started in the 54th straight regular season game of his career

### QB BROCK OSWEILER

- Completed 24-of-41 pass attempts for 196 yards, one touchdown and a 60.6 passer rating
- His 41 pass attempts marked a season-high and the fourth-highest single-game total of his career

### WR JAELEN STRONG

- Made his first start of the season and second of his career

### DE J.J. WATT

- Started his 83rd straight game, which is tied for the longest active streak among NFL defensive ends

### LS JON WEEKS

- Played in the 99th consecutive regular season game of his career

### NT VINCE WILFORK

- Posted a single-game season-high seven tackles, which was his highest total since making nine stops against the New York Jets on Dec. 21, 2014 as a member of the New England Patriots
- Started his 35th straight game, which is tied for the sixth-longest active streak among NFL defensive tackles

# GAME SUMMARIES



## WEEK 4: Houston 27 vs. Tennessee 20

71,815 • NRG Stadium • Houston, Texas • Oct. 2, 2016



### GAME SUMMARY

The Texans bounced back with a 27-20 divisional win against the Tennessee Titans at NRG Stadium. After an early 14-0 start in the first quarter, Houston was tied or within one score for the remaining three quarters of a close game.

Houston's defense, without J.J. Watt for the first time since Week 17 of the 2010 season, faced Marcus Mariota for the first time in the series matchup. Mariota was limited to just 13 completions on 29 attempts, passing for 192 yards while throwing one interception. Running back DeMarco Murray rushed for 95 yards on 25 carries and scored both Titan touchdowns.

Jadeveon Clowney, who started opposite defensive end opposite Christian Covington, had two tackles, one for a loss, one sack, and two quarterback hits. Brian Cushing returned to the starting lineup after missing the past three games. Cushing finished with four tackles.

Brock Osweiler was 25-of-37 for 254 yards, two touchdowns and two interceptions. Rookie Will Fuller V led all Texans receivers with seven catches with 81 yards receiving. Fuller scored two touchdowns, one on offense and the other on a 67-yard punt return. Lamar Miller had 19 carries for 82 yards rushing and also caught three passes for 26 yards.

The Texans opened the game with scoring drives on their first three possessions to take a 17-3 lead over the Titans. After struggling to find the endzone in Week 3, Osweiler responded with touchdown passes to C.J. Fiedorowicz and Fuller on the first two drives. Houston's offense recorded 178 net yards in the first quarter and tied a franchise-high 10 first downs in its fast start.

Osweiler led the offense on a third scoring drive to start the second quarter. Nick Novak, who connected on 2-of-3 field goal attempts on the day, successfully booted a 53-yarder.

The Titans responded with a pair of touchdowns in the second quarter, both scoring runs by Murray. Quintin Demps picked off Mariota in the second quarter to give Houston possession at its 41-yard line, but the Texans turned it over on the next play. Osweiler's pass, intended for DeAndre Hopkins, was picked off by cornerback Jason McCourty. Murray rushed for his second touchdown on the ensuing drive. The Texans and Titans were tied 17-17 with 2:32 left in the first half. Novak added a 45-yard field goal with 0:11 remaining and the Texans took a 20-17 lead heading into halftime.

Ryan Succop kicked a 26-yard field goal to cap off a drive that took 7:56 off the clock in the third quarter. Osweiler threw his second interception of the day on Houston's following possession, but the Titans were unable to convert the takeaway into points. On the ensuing punt return, Fuller displayed his speed on a 67-yard return for a touchdown. The Texans took a 27-20 lead with 1:12 left in the third quarter.

With the win, the Texans improve to 3-1 on the season and will head to Minnesota to face off against the Vikings in Week 5.

### SCORING

SCORE BY PERIODS	1	2	3	4	OT	Total
Tennessee Titans	3	14	3	0	-	20
Houston Texans	14	6	7	0	-	27

### SCORING DRIVES

Team	Qtr	Time	Play Description (Extra Point) (Drive info)	TEN	HOU
Texans	1	10:31	C.Fiedorowicz 14 yd. pass from B.Osweiler (N.Novak kick) (9-75, 4:29)	0	7
Texans	1	5:34	W.Fuller 5 yd. pass from B.Osweiler (N.Novak kick) (6-80, 2:47)	0	14
Titans	1	2:36	R.Succop 48 yd. Field Goal (7-42, 2:58)	3	14
Texans	2	13:42	N.Novak 53 yd. Field Goal (9-40, 3:54)	3	17
Titans	2	11:21	D.Murray 2 yd. run (R.Succop kick) (5-78, 2:21)	10	17
Titans	2	2:28	D.Murray 1 yd. run (R.Succop kick) (9-39, 4:16)	17	17
Texans	2	0:07	N.Novak 45 yd. Field Goal (4-17, 0:39)	17	20
Titans	3	7:04	R.Succop 26 yd. Field Goal (13-59, 7:56)	20	20
Texans	3	0:56	W.Fuller 67 yd. punt return (N.Novak kick)	20	27

### TEAM STATISTICS

	TITANS	TEXANS
TOTAL FIRST DOWNS	16	21
THIRD DOWN EFFICIENCY	7-15-47%	5-12-42%
FOURTH DOWN EFFICIENCY	0-1-0%	0-1-0%
TOTAL NET YARDS	320	359
NET YARDS RUSHING	124	115
NET YARDS PASSING	196	244
PASS ATTEMPTS-COMPLETIONS-HAD INTERCEPTED	29-13-1	37-25-2
KICKOFFS Number-In End Zone-Touchbacks	5-4-4	6-1-0
PUNTS Number and Average	5-51.4	3-50.0
Net Punting Average	30.6	41.0
FGs - PATs Had Blocked	0-0	0-0
TOTAL RETURN YARDAGE (Not Including Kickoffs)	33	90
PENALTIES Number and Yards	11-93	6-59
FUMBLES Number and Lost	1-0	0-0
TOUCHDOWNS	2	3
EXTRA POINTS Made-Attempts	2-2	3-3
FIELD GOALS Made-Attempts	2-2	2-3
RED ZONE EFFICIENCY	2-3-67%	2-2-100%
GOAL TO GO EFFICIENCY	2-3-67%	1-1-100%
SAFETIES	0	0
FINAL SCORE	20	27
TIME OF POSSESSION	31:42	28:18

### INDIVIDUAL STATISTICS

**RUSHING (Att-Yds):** Tennessee, D. Murray 25-95, M. Mariota 4-20, D. Henry 3-9. Houston, L. Miller 19-82, A. Blue 3-19, B. Osweiler 1-14, J. Prosch 1-0.

**PASSING (C-A-Y-I):** Tennessee, M. Mariota 13-29-202-1. Houston, B. Osweiler 25-37-254-2.

**RECEIVING (Rec-Yds):** Tennessee, A. Johnson 3-33, R. Matthews 2-82, D. Walker 2-34, D. Murray 2-24, T. Sharpe 2-15, K. Wright 2-14. Houston, W. Fuller 7-81, J. Strong 5-31, C. Fiedorowicz 4-48, R. Griffin 3-54, L. Miller 3-26, J. Prosch 1-6, D. Hopkins 1-4, A. Blue 1-4.

**SACKS (Sk-Yds):** Tennessee, B. Orakpo 1-10. Houston, J. Clowney 1-6.

**INTERCEPTIONS (Int-Yds):** Tennessee, J. McCourty 1-6, P. Cox 1-0. Houston, Q. Demps 1-6.

**TACKLES (S-A-T):** Tennessee, A. Williamson 9-3-12, R. Johnson 5-3-8, D. Stafford 5-2-7, P. Cox 3-2-5, K. Klug 2-3-5, J. McCourty 3-1-4, W. Woodyard 3-1-4, B. Orakpo 1-3-4, D. Jones 2-1-3, S. Spence 1-2-3, J. Casey 2-0-2, D. Bass 2-0-2, A. Woods 1-1-2, B. McCain 1-0-1, K. Byard 1-0-1, A. Blackson 0-1-1. Houston, B. McKinney 6-3-9, W. Mercilus 5-2-7, J. Joseph 5-0-5, Q. Demps 4-1-5, A. Hal 3-1-4, B. Cushing 3-1-4, K. Jackson 3-0-3, D. Still 2-1-3, V. Wilfork 1-2-3, J. Simon 0-3-3, J. Clowney 2-0-2, A. Bouye 1-1-2, K. Johnson 1-0-1, C. Covington 1-0-1, D. Reader 0-1-1.

**MISSED FIELD GOAL:** Tennessee, none. Houston, N. Novak 48WR.

## TEAM NOTES

### THE TEXANS

- Improved to 3-1 overall and 3-0 at home this season
- Improved to 21-15 overall and 13-6 at home under Head Coach Bill O'Brien (2014-16) in the regular season
- Extended their home winning streak to four games, dating back to Week 17 of the 2015 season, which ties a franchise record
- Extended their winning streak over the Titans to five games, dating back to 2014, which is Houston's longest streak in the all-time series
- Improved to 14-15 overall and 8-7 at home against the Titans
- Won their 100th all-time regular season game, dating back to 2002
- Won their sixth consecutive game over AFC South opponents, dating back to Week 6 of the 2015 season
- Notched over 200 net passing yards in a first half for the first time since Sept. 29, 2013 against Seattle (226)
- Recorded 178 total net yards in the first quarter, which tied for the third-highest first quarter total in Texans history. Their 10 first downs also tied a franchise record in the first quarter
- Scored a touchdown on the opening drive of the game for the first time this season
- Scored touchdowns on their first two offensive possessions of the game for the first time since Week 12 of the 2015 season against New Orleans (11/29/15)

### SCORING PLAYS

- 1st Quarter – QB Brock Osweiler threw a 14-yard touchdown pass to TE C.J. Fiedorowicz on the opening drive of the game to give the Texans a 7-0 lead
- 1st Quarter – Osweiler completed a 5-yard touchdown pass to WR Will Fuller V on Houston's second offensive possession of the game, extending the team's lead to 14-0
- 2nd Quarter – K Nick Novak made a career-long 53-yard field goal in the second quarter to give the Texans a 17-3 advantage
- 2nd Quarter – Novak connected on a 45-yard field goal to give Houston a 20-17 lead going into halftime
- 3rd Quarter – WR Will Fuller V scored on a 67-yard punt return, giving the Texans a final 27-20 lead

### MISCELLANEOUS NOTES

- The following six Texans players were captains for the game: ILB Brian Cushing, CB Kareem Jackson, P Shane Lechler, OLB Whitney Mercilus, T Derek Newton and QB Brock Osweiler
- The following seven Texans players were inactive for the game: G Oday Aboushi, TE Stephen Anderson, T Duane Brown, RB Jonathan Grimes, DE Joel Heath, WR Braxton Miller and QB Brandon Weeden
- The following Texans player was active, but did not play in the game: QB Tom Savage
- Tennessee won the toss and deferred to the second half. Houston elected to receive the ball to start the game

## INDIVIDUAL PLAYER NOTES

### CB A.J. BOUYE

- Tied a single-game career-high with three passes defended and contributed with two tackles on defense and one on special teams
- The last time he posted three passes defended in a game was against Baltimore on Dec. 21, 2014

### DE JADEVEON CLOWNEY

- Finished with two solo tackles, including 1.0 sack, and two quarterback hits
- Sacked Titans QB Marcus Mariota for a 6-yard loss in the third quarter, giving him 2.0 for the season and 6.5 for his career

### S QUINTIN DEMPS

- Tied for third on the team with five tackles (four solo) and an interception
- Picked off Titans QB Marcus Mariota in the second quarter, marking his first interception of the season and 13th of his career

### TE C.J. FIEDOROWICZ

- Set single-game career highs in receptions (four) and receiving yards (48), while tying his personal-best in touchdowns (one)
- Recorded a 14-yard touchdown reception on Houston's opening offensive possession of the game. It marked his first touchdown of the season and third of his career

### WR WILL FULLER V

- Became the first player in Texans history to record a receiving touchdown and a punt return touchdown in the same game. He is also the fourth NFL rookie in the past 15 years to accomplish the feat, joining Rams WR Tavon Austin, Colts WR T.Y. Hilton and Cowboys WR Dez Bryant
- Led the team with seven receptions for 81 yards and a touchdown
- Scored on a 5-yard touchdown reception from QB Brock Osweiler in the first quarter to give Houston a 14-0 lead. It marked Fuller's second career touchdown and first since the season opener against Chicago (9/11)
- Scored a touchdown on his first career punt return, a 67-yard score, in the third quarter to give the Texans a 27-20 lead. Fuller became the first rookie in Texans history to record a punt return for a touchdown. It also marked the team's first punt return for a touchdown since Keshawn Martin scored on an 87-yard return against Oakland on Nov. 17, 2013
- Among Texans rookies through their first four career games, Fuller is tied for the most touchdowns (two) and ranks second in receiving yards (323) and third in receptions (19)

### TE RYAN GRIFFIN

- Caught a career-long 45-yard pass from QB Brock Osweiler in the first quarter. It marked the third-longest reception by a tight end in Texans history
- Totaled three receptions for a season-high 54 yards

### S ANDRE HAL

- Contributed with four tackles (three solo) and added a season-high two passes defended

### WR DeANDRE HOPKINS

- Started his 52nd straight game, which is the second-longest active streak among NFL wide receivers

### T KENDALL LAMM

- Made his first start of the season and fifth of his career

### P SHANE LECHLER

- Punted three times for 150 yards, averaging 50.0 gross yards and 41.0 net yards per punt, with a long of 58 yards
- Pinned one punt inside the 20-yard line
- Played in his 226th straight game, which is the longest active streak in the NFL

### C GREG MANCZ

- Played in his fourth game of the year, setting a single-season career-high (three games played in 2015)

### ILB BENARDRICK MCKINNEY

- Led the team in tackles for the third straight week with nine total tackles, including six solo stops
- Also added one forced fumble

## INDIVIDUAL PLAYER NOTES (CONT.)

### OLB WHITNEY MERCILUS

- Finished second on the team with seven tackles (five solo), one tackle for loss and one quarterback hit

### RB LAMAR MILLER

- Rushed for 82 yards on 19 attempts (4.3 avg.) and caught three passes for 26 yards
- His 4.3-yard rushing average marked a single-game season-high
- Started his 46th consecutive game, which is the second-longest active streak among NFL running backs
- Played in his 57th straight game, which is the third-longest active streak among NFL running backs

### T DEREK NEWTON

- Started in the 55th straight regular season game of his career, which is the fifth-longest active streak among NFL offensive tackles

### K NICK NOVAK

- Made 2-of-3 field goal attempts and 3-of-3 PATs for nine total points
- Tied a career-long with a 53-yard field goal in the second quarter, giving Houston a 17-3 lead. It also marked Novak's first 50-yard field goal of the season
- Made a 45-yard field goal in the second quarter to give the Texans a 20-17 lead going into halftime

### QB BROCK OSWEILER

- Connected on 25-of-37 pass attempts for 254 yards, two touchdowns, two interceptions and an 82.5 passer rating
- Threw two touchdowns in the first half of a game for the second time in his career and first since Week 15 of the 2015 season at Pittsburgh (12/20/15) as a member of the Denver Broncos
- Threw a 14-yard touchdown pass to TE C.J. Fiedorowicz on the opening possession of the game to give Houston a 7-0 lead
- Completed a 5-yard touchdown pass to WR Will Fuller V on Houston's second offensive possession, extending the team's lead to 14-0. It marked Osweiler's fourth career multiple-touchdown game and second this season. The touchdown also marked Osweiler's fifth of the season and 16th of his career
- Topped 3,000 passing yards for his career

### ILB BRIAN PETERS

- Led the team with two special teams tackles

### FB JAY PROSCH

- Recorded one reception for six yards, marking his first career catch since Sept. 28, 2014 against Buffalo

### DE ANTONIO SMITH

- In his 2016 debut with the team, recorded one quarterback hit

### WR JAELEN STRONG

- Finished second on the team with a season-high five receptions for 31 yards

### LS JON WEEKS

- Played in the 100th consecutive regular season game of his career, which is the fourth-longest streak in Texans history

### NT VINCE WILFORK

- Started his 36th straight game, which is tied for the sixth-longest active streak among NFL defensive tackles

# GAME SUMMARIES



## WEEK 5: Houston 13 at Minnesota 31

66,683 • U.S. Bank Stadium • Minneapolis, Minn. • Oct. 9, 2016



### GAME SUMMARY

The Texans lost their second road game of the season, falling 31-13 to the Minnesota Vikings at U.S. Bank Stadium on Sunday. After falling into an early 24-0 deficit, Houston struggled to find the endzone until a late score by DeAndre Hopkins in the fourth quarter. Starting left tackle Duane Brown made his first start of the season in the Week 5 matchup.

Brock Osweiler was 19-of-42 for 184 yards with one touchdown and one interception. Hopkins scored the lone touchdown for Houston and caught five passes for 56 yards. C.J. Fiedorowicz led the team with 61 yards receiving on four catches.

Benardrick McKinney led the Texans defense with 10 tackles. Jadeveon Clowney recorded eight tackles and four tackles for a loss. Whitney Mercilus had 1.5 sacks, while Antonio Smith had 0.5 sacks in his second game of the season.

Sam Bradford completed 22-of-30 passes for 271 yards and two touchdowns. Adam Thielen led the Vikings receivers with seven receptions, 127 yards receiving, and a touchdown.

The Texans fell behind 24-0 before halftime. Sam Bradford led the Vikings on back-to-back touchdown drives to open the game. Thielen scored on a 36-yard pass, which was followed by a Matt Asiata one-yard run.

Houston moved into scoring range just once in the first quarter, but missed a 51-yard field goal.

The Vikings scored ten more points in the second quarter, adding a 19-yard field goal and a special teams touchdown. Cornerback Marcus Sherels returned a punt 79 yards for a touchdown. Minnesota took a 24-0 lead with 8:46 left in the second quarter.

The Texans, held without a first down until their first scoring drive, added their first points of the day on back-to-back drives. Novak successfully kicked field goals from 38 and 30 yards, respectively.

Houston trailed 24-6 at halftime.

Osweiler's pass, intended for Jaelen Strong, was picked off by safety Andrew Sendejo on third-and-9 with 9:55 left in the third quarter. The Vikings were unable to convert on the Texans only turnover of the game.

The Vikings extended their lead in the fourth quarter after Cordarrelle Patterson caught a nine-yard touchdown pass from Bradford. Houston trailed 31-6 with 14:14 left in the game.

Osweiler led the Texans on a 12-play, 75-yard scoring drive. Alfred Blue added 39 yards rushing on six carries while a 22-yard catch-and-run by Fiedorowicz gave Houston a first down near the goal line. Hopkins caught the one-yard touchdown catch with 3:48 remaining.

The Texans fall to 3-2 with the loss and will host the Indianapolis Colts next Sunday in a primetime matchup.

### SCORING

SCORE BY PERIODS	1	2	3	4	OT	Total
Houston Texans	0	6	0	7	-	13
Minnesota Vikings	14	10	0	7	-	31

### SCORING DRIVES

Team	Qtr	Time	Play Description (Extra Point) (Drive info)	HOU	MIN
Vikings	1	11:23	A.Thielen 36 yd. pass from S.Bradford (B.Walsh kick) (8-84, 3:37)	0	7
Vikings	1	6:28	M.Asiata 1 yd. run (B.Walsh kick) (8-55, 3:52)	0	14
Vikings	2	9:58	B.Walsh 19 yd. Field Goal (15-58, 6:19)	0	17
Vikings	2	8:46	M.Sherels 79 yd. punt return (B.Walsh kick)	0	24
Texans	2	5:42	N.Novak 38 yd. Field Goal (8-55, 3:04)	3	24
Texans	2	1:37	N.Novak 30 yd. Field Goal (10-42, 2:04)	6	24
Vikings	4	14:09	C.Patterson 9 yd. pass from S.Bradford (B.Walsh kick) (9-65, 4:42)	6	31
Texans	4	3:46	D.Hopkins 1 yd. pass from B.Osweiler (N.Novak kick) (12-75, 4:29)	13	31

### TEAM STATISTICS

	TEXANS	VIKINGS
TOTAL FIRST DOWNS	16	22
THIRD DOWN EFFICIENCY	1-13-8%	7-14-50%
FOURTH DOWN EFFICIENCY	0-1-0%	0-0-0%
TOTAL NET YARDS	214	351
NET YARDS RUSHING	59	96
NET YARDS PASSING	155	255
PASS ATTEMPTS-COMPLETIONS-HAD INTERCEPTED	42-19-1	30-22-0
KICKOFFS Number-In End Zone-Touchbacks	4-1-0	6-4-3
PUNTS Number and Average	5-51.4	5-46.2
Net Punting Average	31.4	36.8
FGs - PATs Had Blocked	0-0	0-0
TOTAL RETURN YARDAGE (Not Including Kickoffs)	47	102
PENALTIES Number and Yards	4-15	9-97
FUMBLES Number and Lost	1-0	0-0
TOUCHDOWNS	1	4
EXTRA POINTS Made-Attempts	1-1	4-4
FIELD GOALS Made-Attempts	2-3	1-1
RED ZONE EFFICIENCY	1-2-50%	2-3-67%
GOAL TO GO EFFICIENCY	1-1-100%	2-3-67%
SAFETIES	0	0
FINAL SCORE	13	31
TIME OF POSSESSION	22:32	37:28

### INDIVIDUAL STATISTICS

**RUSHING (Att-Yds):** Houston, A. Blue 6-39, L. Miller 8-20. Minnesota, M. Asiata 14-55, J. McKinnon 20-36, C. Patterson 1-7, S. Bradford 2-(-2).

**PASSING (C-A-Y-I):** Houston, B. Osweiler 19-42-184-1. Minnesota, S. Bradford 22-30-271-0.

**RECEIVING (Rec-Yds):** Houston, D. Hopkins 5-56, J. Strong 5-39, C. Fiedorowicz 4-61, R. Griffin 2-8, B. Miller 1-12, W. Fuller 1-4, L. Miller 1-4. Minnesota, A. Thielen 7-127, C. Patterson 4-39, J. Wright 4-32, M. Asiata 3-46, K. Rudolph 2-15, J. McKinnon 1-10, C. Johnson 1-2.

**SACKS (Sk-Yds):** Houston, W. Mercilus 1.5-12.5, A. Smith .5-3.5. Minnesota, D. Hunter 1-12, B. Robison 2-8, T. Johnson 1-9.

**INTERCEPTIONS (Int-Yds):** Houston, none. Minnesota, A. Sendejo 1-2.

**TACKLES (S-A-T):** Houston, B. McKinney 5-5-10, J. Clowney 7-1-8, C. James 6-1-7, J. Simon 3-3-6, K. Johnson 4-1-5, C. Covington 3-2-5, J. Joseph 3-1-4, B. Cushing 2-2-4, W. Mercilus 2-1-3, A. Bouye 2-0-2, V. Wilfork 1-1-2, K. Dillon 1-1-2, C. Moore 1-1-2, A. Smith 0-2-2, Q. Demps 0-2-2, A. Dent 1-0-1, J. Heath 1-0-1, B. Scarlett 0-1-1, D. Reader 0-1-1. Minnesota, C. Munnerlyn 5-1-6, H. Smith 4-2-6, E. Kendricks 4-1-5, A. Sendejo 3-1-4, L. Joseph 0-4-4, D. Hunter 1-2-3, B. Robison 2-0-2, T. Johnson 2-0-2, C. Greenway 2-0-2, S. Stephen 2-0-2, X. Rhodes 2-0-2, A. Barr 1-1-2, E. Griffen 0-2-2.

**MISSED FIELD GOAL:** Houston, N. Novak 51WR. Minnesota, none.

## TEAM NOTES

### THE TEXANS

- Fell to 3-2 on the season and 0-2 on the road this year
- Recorded 214 total net yards of offense (155 passing, 59 rushing), 16 first downs and 22:32 time of possession
- Converted 1-of-13 (8%) third down opportunities and scored a touchdown on 1-of-2 (50%) red zone chances
- Limited the Vikings to seven points in the second half after giving up 24 in the first two quarters
- Registered eight quarterback hits and seven tackles for loss as a team

### SCORING PLAYS

- 2nd Quarter – K Nick Novak made a 38-yard field goal to give the Texans their first points of the day
- 2nd Quarter – Novak connected on a 30-yard field goal to cut Houston's deficit to 24-6
- 4th Quarter – WR DeAndre Hopkins caught a 1-yard touchdown pass from QB Brock Osweiler to cut the Texans' deficit to 31-13

### MISCELLANEOUS NOTES

- The following six Texans players were captains for the game: T Duane Brown, ILB Brian Cushing, P Shane Lechler, QB Brock Osweiler, ILB Brian Peters and NT Vince Wilfork
- The following seven Texans players were inactive for the game: G Oday Aboushi, TE Stephen Anderson, DE Brandon Dunn, RB Jonathan Grimes, CB Kareem Jackson, WR Keith Mumphery and QB Brandon Weeden
- The following Texans player was active, but did not play in the game: QB Tom Savage
- Houston won the toss and deferred to the second half. Minnesota elected to receive the ball to start the game

## INDIVIDUAL PLAYER NOTES

### RB ALFRED BLUE

- Rushed for 39 yards on six carries, averaging 6.5 yards per attempt

### T DUANE BROWN

- Started his first game of the season after being inactive for the first four weeks

### DE JADEVEON CLOWNEY

- Tied a single-game career-high with eight total tackles (seven solo) and set a personal-best with four tackles for loss

### DE CHRISTIAN COVINGTON

- Finished with a career-high five tackles and his first tackle for loss of the season

### S K.J. DILLON

- Tied for the team lead with a career-high two special teams tackles

### RB TYLER ERVIN

- Finished with two kickoff returns for 53 yards and two punt returns for 33 yards
- Registered a 33-yard kickoff return to start the second half, a season-long for the Texans

### WR DeANDRE HOPKINS

- Tied for the team lead with five receptions for 56 yards and a touchdown
- Scored on a 1-yard touchdown pass from QB Brock Osweiler in the fourth quarter, giving him three touchdowns for the year and 22 for his career
- Started his 53rd straight game, which is the second-longest active streak among NFL wide receivers

### CB CHARLES JAMES

- Set a single-game career-high with seven tackles, including six solo stops

### P SHANE LECHLER

- Punted five times for 257 yards, averaging 51.4 gross yards per punt, and pinned two punts inside the 20-yard line
- Tied Lee Johnson and Jackie Slater (259) for the 29th-most career games played in NFL history
- Played in his 227th straight game, which is the longest active streak in the NFL

### ILB BENARDRICK MCKINNEY

- Led the team with 10 tackles (five solo), marking his second 10-tackle game of the year

### OLB WHITNEY MERCILUS

- Recorded three tackles, 1.5 sacks and set a single-game career-high with five quarterback hits
- Split a sack with DE Antonio Smith on Vikings QB Sam Bradford in the first quarter on third down, forcing Minnesota to punt
- Sacked Bradford on a third down in the second quarter for a loss of nine yards, bringing his season total to 3.5 and career total to 33.5

### WR BRAXTON MILLER

- Made his first career kickoff return for 15 yards in the first quarter. Also added one 12-yard reception in the game

### RB LAMAR MILLER

- Started his 47th consecutive game, which is the second-longest active streak among NFL running backs
- Played in his 58th straight game, which is the third-longest active streak among NFL running backs

### T DEREK NEWTON

- Started in the 56th straight regular season game of his career, which is the fifth-longest active streak among NFL offensive tackles

### K NICK NOVAK

- Scored seven points after making 2-of-3 field goals and one PAT
- Made a 38-yard field goal in the second quarter to give the Texans their first points of the day
- Connected on a 30-yard field goal in the second quarter to cut Houston's deficit to 24-6

### QB BROCK OSWEILER

- Completed 19-of-42 pass attempts for 184 yards, one touchdown, one interception and a 56.1 passer rating
- His 42 pass attempts marked a single-game season-high
- Threw a 1-yard touchdown pass to WR DeAndre Hopkins in the fourth quarter, giving him six touchdowns for the season and 17 for his career

### ILB BRIAN PETERS

- Recorded his first career kickoff to open the game, a 66-yarder that was returned to the Minnesota 16-yard line
- Also notched a 57-yard kickoff in the second quarter, which was returned to the Vikings 24-yard line

### OLB BRENNAN SCARLETT

- Tied for the team lead with a career-high two special teams tackles

### OLB JOHN SIMON

- Finished with six tackles, one tackle for loss and one pass defensed

## INDIVIDUAL PLAYER NOTES (CONT.)

### DE ANTONIO SMITH

- Registered two tackles, a half-sack and a single-game season-high two quarterback hits
- Split a sack with OLB Whitney Mercilus on Vikings QB Sam Bradford in the first quarter on third down, marking his first half-sack of the year

### WR JAELEN STRONG

- Tied for the team lead and posted his second straight game with five receptions

### LS JON WEEKS

- Played in the 101st consecutive regular season game of his career, which is the fourth-longest streak in Texans history

### NT VINCE WILFORK

- Registered two tackles and his first quarterback hit of the year
- Started his 37th straight game, which is tied for the sixth-longest active streak among NFL defensive tackles



# GAME SUMMARIES



## WEEK 6: Houston 26 vs. Indianapolis 23 (OT)

71,891 • NRG Stadium • Houston, Texas • Oct. 16, 2016



### GAME SUMMARY

The Texans defeated the Indianapolis Colts in an exhilarating 26-23 overtime win to improve to 4-2 and maintain their lead in the AFC South. Despite trailing 23-9 with seven minutes remaining, Houston rallied with a late fourth-quarter comeback scoring two touchdowns on back-to-back drives to send the game into overtime. Nick Novak's 33-yard field goal gave the Texans the win over their division rival.

Lamar Miller rushed for 149 yards on 24 carries and added three catches for 29 yards. He also scored two touchdowns, one rushing and one receiving in the win.

Brock Osweiler completed 25-of-39 for 269 yards for two touchdowns and one interception on the night. C.J. Fiedorowicz led all receivers with six catches for 85 yards and one touchdown.

Houston's defense was led by Benardrick McKinney with 12 tackles, one sack, one tackle for loss, and two quarterback hits. Whitney Mercilus and Andre Hal also recorded sacks. Robert Nelson, recently promoted from the practice squad, intercepted Andrew Luck.

Luck was 21-of-32 for 252 yards for one touchdown and one interception. Frank Gore rushed for 106 yards on 22 carries.

In the first half, Texans struggled to move the ball offensively and were held to just a field goal. Houston was forced to punt on its first four drives, while the Colts scored 13 unanswered points to take an early lead.

Houston's defense held the Colts to a three-and-out on their opening offensive series. After beginning their second possession at the 50-yard line, the Colts scored first with a 41-yard field goal. Luck followed up with a 22-yard touchdown pass to tight end Jack Doyle on the Colts next drive. Viniateri's 37-yard field goal gave the Colts a 13-0 lead with 6:55 left in the second quarter.

Novak's 27-yard field goal capped off the Texans lone scoring drive of the first half, an 11-play, 66-yard drive. The Texans trailed 13-3 at halftime.

On Houston's first possession of the third quarter, Miller scored on a one-yard run, his first rushing touchdown of his Texans career. The tandem of Miller and Alfred Blue rushed for three consecutive first downs on the drive. Novak missed the extra point attempt on the 10-play, 82-yard drive. Houston trailed 13-9 with 7:06 left in the third quarter.

A key third-quarter sack by Mercilus on fourth-and-1 stopped the Colts drive in the red zone. The Texans took over at their 13-yard line but the drive was short-lived after a holding call on Hopkins followed by an interception by Osweiler. The pass, intended for Hopkins, was picked off by Vontae Davis.

Two plays later, Luck rushed for a 14-yard touchdown to extend the Colts lead to two scores. Viniateri added a 36-yard field goal on the next series. Houston trailed 23-9 in their biggest deficit of the game with 7:12 left in the game.

Late in the fourth quarter, Houston's offense gained momentum with three consecutive passes from Osweiler to Hopkins. Miller scored on a 10-yard catch-and-run to end a 12-play, 75-yard drive. The Texans trailed 23-16 with 2:37 left in the game.

Houston's defense held the Colts to three-and-out on their ensuing possession. A sack by Hal followed by a tackle for loss by Mercilus gave the Texans another chance with less than two minutes remaining.

Houston picked up two first downs after Miller rushed for 16 yards and Fiedorowicz added an 11-yard reception. Fiedorowicz scored on a 26-yard touchdown just three plays later. The Texans tied the game 23-23 with 0:49 left in regulation.

The Texans defense held the Colts offense on third down after a quarterback hit by Jadeveon Clowney to send the game into overtime. Indianapolis won the coin toss and received the ball first. On third-and-3, McKinney's sack on Luck ended the drive and forced the overtime punt.

Jaalen Strong's first catch of the game came on the Texans first and only possession of overtime. Strong hauled in a 36-yard reception from Osweiler to get the Texans into field goal range. Novak kicked the game-winner just two plays later from 33 yards.

The Texans will play another primetime matchup in Week 7 as they travel to Denver to face the Broncos on Monday Night Football.

### SCORING

SCORE BY PERIODS	1	2	3	4	OT	Total
Indianapolis Colts	3	10	0	10	0	23
Houston Texans	0	3	6	14	3	26

### SCORING DRIVES

Team	Qtr	Time	Play Description (Extra Point) (Drive info)	IND	HOU
Colts	1	5:56	A.Vinateri 41 yd. Field Goal (9-27, 4:16)	3	0
Colts	2	14:55	J.Doyle 22 yd. pass from A.Luck (A.Vinateri kick) (7-60, 4:33)	10	0
Colts	2	6:55	A.Vinateri 37 yd. Field Goal (10-74, 5:12)	13	0
Texans	2	1:57	N.Novak 27 yd. Field Goal (11-66, 4:58)	13	3
Texans	3	7:06	L.Miller 1 yd. run (kick failed, wr) (10-82, 5:13)	13	9
Colts	4	14:53	A.Luck 14 yd. run (A.Vinateri kick) (2-20, 0:25)	20	9
Colts	4	7:04	A.Vinateri 36 yd. Field Goal (10-66, 5:17)	23	9
Texans	4	2:37	L.Miller 10 yd. pass from B.Osweiler (N.Novak kick) (12-75, 4:27)	23	16
Texans	4	0:49	C.Fiedorowicz 26 yd. pass from B.Osweiler (N.Novak kick) (3-53, 1:01)	23	23

### TEAM STATISTICS

	COLTS	TEXANS
TOTAL FIRST DOWNS	19	26
THIRD DOWN EFFICIENCY	5-14-36%	5-11-45%
FOURTH DOWN EFFICIENCY	0-1-0%	0-0-0%
TOTAL NET YARDS	392	414
NET YARDS RUSHING	161	158
NET YARDS PASSING	231	256
PASS ATTEMPTS-COMPLETIONS-HAD INTERCEPTED	32-21-1	39-25-1
KICKOFFS Number-In End Zone-Touchbacks	6-5-5	6-2-0
PUNTS Number and Average	5-45.4	5-40.4
Net Punting Average	40.8	37.8
FGs - PATs Had Blocked	0-0	0-0
TOTAL RETURN YARDAGE (Not Including Kickoffs)	13	23
PENALTIES Number and Yards	7-42	7-59
FUMBLES Number and Lost	0-0	1-0
TOUCHDOWNS	2	3
EXTRA POINTS Made-Attempts	2-2	2-3
FIELD GOALS Made-Attempts	3-3	2-2
RED ZONE EFFICIENCY	2-6-33%	2-4-50%
GOAL TO GO EFFICIENCY	0-0-0%	1-1-100%
SAFETIES	0	0
FINAL SCORE	23	26
TIME OF POSSESSION	36:33	30:17

### INDIVIDUAL STATISTICS

**RUSHING (Att-Yds):** Indianapolis, F. Gore 22-106, A. Luck 7-53, R. Turbin 3-2. Houston, L. Miller 24-149, A. Blue 2-13, B. Osweiler 2(-4).

**PASSING (C-A-Y-I):** Indianapolis, A. Luck 21-32-252-1. Houston, B. Osweiler 25-39-269-1.

**RECEIVING (Rec-Yds):** Indianapolis, C. Rogers 4-63, J. Doyle 4-53, R. Turbin 4-22, T. Hilton 3-49, E. Swoope 2-42, P. Dorsett 2-12, D. Allen 1-9, F. Gore 1-2. Houston, D. Hopkins 9-71, C. Fiedorowicz 6-85, R. Griffin 3-31, L. Miller 3-29, B. Miller 2-13, J. Strong 1-36, T. Ervin 1-4.

**SACKS (Sk-Yds):** Indianapolis, R. Mathis 1-13. Houston, B. McKinney 1-9, W. Mercilus 1-5, A. Hal 1-7.

**INTERCEPTIONS (Int-Yds):** Indianapolis, V. Davis 1-0. Houston, R. Nelson 1-0.

**TACKLES (S-A-T):** Indianapolis, M. Adams 6-3-9, C. Geathers 6-0-6, D. Jackson 4-2-6, V. Davis 4-1-5, R. Melvin 4-1-5, D. Butler 3-2-5, T. Green 4-0-4, K. Langford 3-1-4, J. McNary 2-2-4, D. Parry 2-1-3, R. Mathis 1-1-2, E. Walden 1-1-2, H. Anderson 1-0-1, A. Jones 1-0-1, D. Morris 1-0-1, A. Ayers 0-1-1. Houston, B. McKinney 7-5-12, K. Johnson 9-1-10, J. Simon 4-5-9, B. Cushing 4-4-8, W. Mercilus 4-2-6, J. Clowney 3-1-4, A. Bouye 3-1-4, A. Hal 2-2-4, C. Moore 2-2-4, J. Joseph 1-2-3, C. James 2-0-2, D. Reader 1-1-2, C. Covington 1-0-1.

**MISSED FIELD GOAL:** Indianapolis, none. Houston, none.

## TEAM NOTES

### THE TEXANS

- Improved to 4-2 on the season and 4-0 at home
- Earned their fifth straight regular season home win, dating back to Week 17 of the 2015 season, and fourth straight to open the season, both of which are franchise records
- Extended their winning streak against AFC South opponents to seven games, dating back to Week 6 of the 2015 season
- Overcame a 14-point deficit with 7:04 remaining in the fourth quarter to win the game in overtime. It marked the team's largest comeback victory since overcoming a 21-point deficit at San Diego on Sept. 9, 2013
- Won their first overtime game since a 34-31 victory at Detroit on Nov. 22, 2012
- Improved their all-time regular season record against the Colts to 6-23 overall and 5-10 at home
- Improved their all-time regular season record against AFC South opponents to 37-49 overall and 2-0 this season
- Earned their first win on Sunday Night Football since a 13-6 victory over Chicago on the road on Nov. 11, 2012
- Improved to 60-56 all-time at home
- Improved to 22-16 under Head Coach Bill O'Brien (2014-16)
- Recorded a season-high 414 total net yards (256 passing, 158 rushing), 26 first downs and 30:17 time of possession, while converting 5-of-11 (45%) third downs and 2-of-4 (50%) red zone opportunities
- Limited the Colts to 5-of-14 (36%) on third down and 2-of-6 (33%) in the red zone
- Scored their first rushing touchdown of the year on a 1-yard rush by RB Lamar Miller in the third quarter

### SCORING PLAYS

- 2nd Quarter – K Nick Novak made a 27-yard field goal to give the Texans their first points of the day
- 3rd Quarter – RB Lamar Miller scored on a 1-yard run to give Houston its first rushing touchdown of the year and cut the deficit to 13-9
- 4th Quarter – QB Brock Osweiler completed a 10-yard touchdown pass to Miller to bring the score to 23-16
- 4th Quarter – Osweiler connected with TE C.J. Fiedorowicz on a 26-yard touchdown pass to tie the game at 23-23 and send it into overtime
- Overtime – Novak made a 33-yard field goal to give the Texans a 26-23 win

### MISCELLANEOUS NOTES

- The following five Texans players were captains for the game: T Duane Brown, ILB Brian Cushing, CB Johnathan Joseph, P Shane Lechler and QB Brock Osweiler
- The following seven Texans players were inactive for the game: G Jeff Allen, TE Stephen Anderson, S Quintin Demps, RB Jonathan Grimes, CB Kareem Jackson, ILB Brian Peters and QB Brandon Weeden
- The following two Texans players were active, but did not play in the game: WR Will Fuller and QB Tom Savage
- Indianapolis won the toss and deferred to the second half. Houston elected to receive the ball to start the game

## INDIVIDUAL PLAYER NOTES

### ILB MAX BULLOUGH

- Tied for the team lead with a season-high two special teams tackles

### ILB BRIAN CUSHING

- Notched eight tackles (four solo) and became the second player in Texans history to reach 600 career tackles (DeMeco Ryans, 636)

### TE C.J. FIEDOROWICZ

- Recorded career highs with six receptions for a team-leading 85 yards and a scored his second touchdown of the year, which set a single-season career-high
- Set a single-season career-high with 201 receiving yards on the year
- Scored the game-tying touchdown on a 26-yard pass from QB Brock Osweiler in the fourth quarter
- The 26-yard reception marked a season-long

### WR DeANDRE HOPKINS

- Led the team with a season-high nine receptions for 71 yards
- His nine receptions were the most he's had in a game since recording 10 in Week 6 of the 2015 season at Jacksonville (10/18/15)
- Started his 54th straight game, which is the second-longest active streak among NFL wide receivers

### CB KEVIN JOHNSON

- Notched a career-high 10 tackles (nine solo), including his first tackle for loss of the season, and one pass defended

### P SHANE LECHLER

- Punted five times for 202 yards, averaging 40.4 gross yards and 37.8 net yards per punt, while pinning two inside the 20-yard line
- Passed Lee Johnson and Jackie Slater (259) and tied Nick Lowery (260) for the 28th-most career games played in NFL history
- Played in his 228th straight game, which is the longest active streak in the NFL

### ILB BENARDRICK MCKINNEY

- Led the team with 12 tackles (seven solo), 1.0 sack and two quarterback hits
- Set a single-season career-high with 60 total tackles in 2016
- Posted his third 10-tackle game of the season

### OLB WHITNEY MERCILUS

- Logged six tackles (four solo), two tackles for loss and 1.0 sack
- Caused a turnover on downs after sacking Colts QB Andrew Luck on a fourth down in the third quarter, giving him 4.5 sacks for the season and 34.5 for his career

### RB LAMAR MILLER

- Rushed for a touchdown and a season-high 149 yards on 24 carries, averaging 6.2 yards per attempt. Also caught three passes for 29 yards and a touchdown
- Recorded a rushing and receiving touchdown in the same game for the second time in his career and first since doing so as a member of the Miami Dolphins against the Houston Texans on Oct. 25, 2015
- Scored his first rushing touchdown of the year and 20th of his career on a 1-yard run in the third quarter
- Scored his first receiving touchdown of the season and fourth of his career on a 10-yard reception from QB Brock Osweiler in the fourth quarter
- Logged his second 100-yard rushing game of the season and eighth of his career
- Notched a 23-yard run in the third quarter, a season-long for the Texans
- Started his 48th consecutive game, which is the second-longest

## INDIVIDUAL PLAYER NOTES (CONT.)

active streak among NFL running backs

- Played in his 59th straight game, which is the third-longest active streak among NFL running backs

### S COREY MOORE

- Made the first start of his career and notched a career-high four tackles (two solo)

### CB ROBERT NELSON

- Made his regular season debut and intercepted Colts QB Andrew Luck in the second quarter for his first career interception
- Also tied for the team lead with two special teams tackles

### T DEREK NEWTON

- Started in the 57th straight regular season game of his career, which is the fifth-longest active streak among NFL offensive tackles

### K NICK NOVAK

- Scored eight points on two field goals and two extra points
- Made the game-winning 33-yard field goal in overtime to give Houston a 26-23 victory
- Made a 27-yard field goal in the second quarter, giving him 150 made field goals for his career

### QB BROCK OSWEILER

- Completed 25-of-39 pass attempts for 269 yards, two touchdowns, one interception and a 90.7 passer rating
- His yardage, touchdown and passer rating totals all either set or tied single-game season highs
- Threw for multiple touchdowns in his third game of the year, which set a single-season career-high
- Connected on all four of his pass attempts for 25 yards and a 92.7 passer rating on Houston's touchdown drive to start the second half
- On the game-tying touchdown drive in the fourth quarter and the game-winning drive in overtime, completed a combined 5-of-5 passes for 98 yards and a touchdown

### OLB JOHN SIMON

- Finished third on the team with a career-high nine tackles (four solo)

### LS JON WEEKS

- Played in the 102nd consecutive regular season game of his career, which is the fourth-longest streak in Texans history

### NT VINCE WILFORK

- Started his 38th straight game, which is tied for the fifth-longest active streak among NFL defensive tackles

# GAME SUMMARIES



## WEEK 7: Houston 9 at Denver 27

76,865 • Sports Authority Field at Mile High • Denver, Colo. • Oct. 24, 2016



### GAME SUMMARY

In Brock Osweiler's return to Denver on Monday Night Football, the Texans fell 27-9 to the Broncos.

Despite remaining within one score until late in the third quarter, Houston's offense struggled to gain momentum and was limited to just three field goals. The Texans committed two costly fumbles that contributed to 10 unanswered points by the Broncos in the second half.

Running backs Lamar Miller and Alfred Blue each had 11 carries on the night. Blue rushed for 63 yards, with Miller adding 61 yards. Osweiler was 22-of-41 for 131 yards. DeAndre Hopkins led Texans receivers with five catches for 36 yards.

The Texans defense held Denver to three-and-out on six of their 12 possessions. The Texans held the Broncos to 3-of-11 on third down but struggled against the run. The Denver duo of C.J Anderson and rookie Devontae Booker rushed for 190 yards and each scored a touchdown. A.J. Bouye had a team-high 11 tackles, nine solo, and two passes defensed.

Denver quarterback Trevor Siemian completed 14-of-25 passes for 157 yards and one touchdown.

The Texans took an early 6-0 lead in the first quarter with a pair of field goals, both from 43 yards. Houston's defense allowed just one first down and 15 net yards of passing through the first quarter.

Denver scored 14 unanswered points on back-to-back drives in the second quarter relying heavily on the ground game.

A pair of turnovers would end the next two Texans drives and lead to 10 Broncos points. After a fumble by Blue, Booker scored on a one-yard touchdown run to cap a 7-play, 72-yard scoring drive with 0:45 left in the third quarter.

The Broncos added a pair of field goals in the fourth quarter. On the Texans first offensive series, Osweiler's fumble led to a 22-yard Broncos field goal. Denver pulled away with a 24-9 lead with 11:36 left in the fourth quarter. Brandon McManus added a 32-yard field goal after the Texans failed to convert fourth-and-10 from its own 34-yard line, late in the fourth quarter.

With the loss, the Texans fell to 4-3 on the season and return to NRG Stadium to host the Detroit Lions Sunday.

### SCORING

SCORE BY PERIODS	1	2	3	4	OT	Total
Houston Texans	6	0	3	0	0	9
Denver Broncos	0	14	7	6	0	27

### SCORING DRIVES

Team	Qtr	Time	Play Description (Extra Point) (Drive info)	HOU	DEN
Texans	1	7:11	N.Novak 43 yd. Field Goal (7-33, 2:16)	3	0
Texans	1	0:21	N.Novak 43 yd. Field Goal (10-39, 5:05)	6	0
Broncos	2	9:10	C.Anderson 7 yd. run (B.McManus kick) (10-75, 6:11)	6	7
Broncos	2	4:04	D.Thomas 4 yd. pass from T.Siemian (B.McManus kick) (7-68, 3:25)	6	14
Texans	3	9:09	N.Novak 29 yd. Field Goal (9-72, 4:50)	9	14
Broncos	3	0:40	D.Booker 1 yd. run (B.McManus kick) (7-72, 3:57)	9	21
Broncos	4	11:36	B.McManus 22 yd. Field Goal (7-22, 3:20)	9	24
Broncos	4	1:57	B.McManus 32 yd. Field Goal (7-20, 2:43)	9	27

### TEAM STATISTICS

	TEXANS	BRONCOS
TOTAL FIRST DOWNS	14	19
THIRD DOWN EFFICIENCY	7-18-39%	3-11-27%
FOURTH DOWN EFFICIENCY	0-2-0%	0-0-0%
TOTAL NET YARDS	271	347
NET YARDS RUSHING	140	190
NET YARDS PASSING	131	157
PASS ATTEMPTS-COMPLETIONS-HAD INTERCEPTED	41-22-0	25-14-0
KICKOFFS Number-In End Zone-Touchbacks	4-3-3	6-4-3
PUNTS Number and Average	5-48.4	6-42.5
Net Punting Average	41.8	40.7
FGs - PATs Had Blocked	0-0	0-0
TOTAL RETURN YARDAGE (Not Including Kickoffs)	11	33
PENALTIES Number and Yards	2-15	7-83
FUMBLES Number and Lost	4-2	1-0
TOUCHDOWNS	0	3
EXTRA POINTS Made-Attempts	0-0	3-3
FIELD GOALS Made-Attempts	3-3	2-2
RED ZONE EFFICIENCY	0-1-0%	3-5-60%
GOAL TO GO EFFICIENCY	0-0-0%	3-4-75%
SAFETIES	0	0
FINAL SCORE	9	27
TIME OF POSSESSION	29:22	30:38

### INDIVIDUAL STATISTICS

**RUSHING (Att-Yds):** Houston, A. Blue 11-63, L. Miller 11-61, B. Osweiler 3-16. Denver, C. Anderson 16-107, D. Booker 17-83, A. Janovich 1-1, T. Siemian 1-(-1).

**PASSING (C-A-Y-I):** Houston, B. Osweiler 22-41-131-0. Denver, T. Siemian 14-25-157-0.

**RECEIVING (Rec-Yds):** Houston, D. Hopkins 5-36, C. Fiedorowicz 5-35, W. Fuller 4-22, L. Miller 3-6, R. Griffin 2-13, J. Strong 2-10, T. Ervin 1-9. Denver, D. Thomas 6-40, E. Sanders 4-86, A. Janovich 1-12, J. Norwood 1-8, B. Fowler 1-7, D. Booker 1-4.

**SACKS (Sk-Yds):** Houston, none. Denver, Team 1-0.

**INTERCEPTIONS (Int-Yds):** Houston, none. Denver, none.

**TACKLES (S-A-T):** Houston, A. Bouye 9-2-11, B. McKinney 7-2-9, B. Cushing 3-3-6, J. Clowney 3-1-4, B. Dunn 3-0-3, W. Mercilus 2-1-3, A. Hal 2-1-3, J. Simon 1-2-3, E. Pleasant 2-0-2, C. Moore 1-1-2, K. Jackson 1-1-2, J. Joseph 1-0-1, C. Covington 1-0-1, C. James 0-1-1, D. Reader 0-1-1. Denver, T. Ward 3-5-8, C. Harris Jr. 6-1-7, D. Stewart 3-3-6, S. Ray 2-3-5, A. Talib 3-1-4, T. Davis 2-2-4, C. Nelson 2-2-4, B. Marshall 2-2-4, V. Miller 3-0-3, D. Wolfe 2-1-3, S. Williams 1-2-3, J. Crick 0-3-3, W. Parks 1-1-2, D. Watson 1-0-1, J. Simmons 1-0-1, B. Roby 1-0-1, D. Kilgo 0-1-1, S. Barrett 0-1-1, B. Winn 0-1-1.

**MISSED FIELD GOAL:** Houston, none. Denver, none.

## TEAM NOTES

### THE TEXANS

- Fell to 4-3 overall and 0-3 on the road this season
- Recorded 271 total net yards of offense (140 rushing, 131 passing), 14 first downs and 29:22 time of possession, while converting 7-of-18 (39%) third down opportunities
- Limited the Broncos to 157 net passing yards and 3-of-11 (27%) on third down
- Allowed only 15 net passing yards in the first quarter, a season-low for Texans opponents in the first quarter

### SCORING PLAYS

- 1st Quarter – K Nick Novak made a 43-yard field goal to give the Texans a 3-0 lead
- 1st Quarter – Novak made another 43-yard field goal to extend the lead to 6-0
- 3rd Quarter – Novak connected on a 29-yard field goal to cut Houston's deficit to 14-9

### MISCELLANEOUS NOTES

- The following six Texans players were captains for the game: T Chris Clark, ILB Brian Cushing, CB Johnathan Joseph, P Shane Lechler, RB Lamar Miller and QB Brock Osweiler
- The following seven Texans players were inactive for the game: G Oday Aboushi, S Quintin Demps, RB Jonathan Grimes, DE Joel Heath, WR Keith Mumphery, ILB Brian Peters and QB Brandon Weeden
- The following Texans player was active, but did not play in the game: QB Tom Savage
- Denver won the toss and deferred to the second half. Houston elected to receive the ball to start the game

## INDIVIDUAL PLAYER NOTES

### G JEFF ALLEN

- Played in his 50th career game

### RB ALFRED BLUE

- Recorded single-game season highs with 11 carries for a team-leading 63 yards, averaging 5.7 yards per attempt
- Tied a season-long with a 17-yard run in the first quarter

### CB A.J. BOUYE

- Led the team and set a single-game career-high with 11 tackles (nine solo), while adding two passes defended

### DE JADEVEON CLOWNEY

- Logged four tackles (three solo) and one quarterback hit
- Set a single-season career-high with nine quarterback hits, surpassing his previous personal best of eight in 2015

### RB TYLER ERVIN

- Registered a season-long 9-yard reception in the first quarter

### TE C.J. FIEDOROWICZ

- Tied for the team lead with five receptions for a total of 35 yards
- Set a single-season career-high for receptions (21), surpassing his previous best of 17 catches in 2015

### WR WILL FULLER V

- Caught four passes for 22 yards
- Notched his first career kickoff return for 19 yards

### WR DeANDRE HOPKINS

- Tied for the team lead with five receptions for a total of 36 yards
- Started his 55th straight game, which is the second-longest active streak among NFL wide receivers

### S DON JONES

- Made his debut with the Texans and recorded one special teams tackle, giving him 30 for his career

### P SHANE LECHLER

- Punted five times for 242 yards, averaging 48.4 gross yards and 41.8 net yards per punt, with a long of 62 yards
- Pinned one punt inside the 20-yard line
- Passed Nick Lowery (260) for the 28th-most career games played in NFL history
- Played in his 229th straight game, which is the longest active streak in the NFL

### ILB BENARDRICK MCKINNEY

- Finished second on the team with nine tackles (seven solo)

### RB LAMAR MILLER

- Totaled 61 yards on 11 attempts, averaging 5.7 yards per carry
- Recorded a 25-yard run in the first quarter, a season-long for the Texans
- Surpassed 1,000 receiving yards for his career
- Started his 49th consecutive game, which is the second-longest active streak among NFL running backs
- Played in his 60th straight game, which is the third-longest active streak among NFL running backs

### CB ROBERT NELSON

- Recorded a special teams tackle for the second straight week

### K NICK NOVAK

- Scored nine total points after converting 3-of-3 field goals
- Made a 43-yard field goal in the first quarter to give Houston a 3-0 lead
- Made another 43-yard field goal in the first quarter to extend the lead to 6-0
- Connected on a 29-yard field goal in the third quarter to cut the Texans' deficit to 14-9

### QB BROCK OSWEILER

- Completed 22-of-41 passes for 131 yards, no touchdowns, no interceptions and a 60.1 passer rating
- Made his seventh start of the year, tying a single-season career-high (7 in 2015 with Denver)

### LS JON WEEKS

- Played in the 103rd consecutive regular season game of his career, which is the fourth-longest streak in Texans history

### NT VINCE WILFORK

- Started his 39th straight game, which is tied for the fifth-longest active streak among NFL defensive tackles

# GAME SUMMARIES



## WEEK 8: Houston 20 vs. Detroit 13 71,882 • NRG Stadium • Houston, Texas • Oct. 30, 2016



### GAME SUMMARY

The Texans defeated the Detroit Lions 20-13 and head into the bye week with a 5-3 record. Houston has won all five games at home this season, where they remain undefeated.

Houston's defense kept a red-hot Matthew Stafford and Lions offense scoreless until the fourth quarter. Despite orchestrating two scoring drives late in the game, Stafford was unable to lead a comeback effort at NRG Stadium. The Texans run defense held Detroit to just 58 yards on the ground in the win.

The Texans never trailed as Brock Osweiler led two touchdown drives to give the team a 14-0 lead in the first half. Osweiler was 20-of-29 for 186 yards, one touchdown, and one interception. DeAndre Hopkins caught four passes for 44 yards, while C.J. Fiedorowicz added 43 yards and a touchdown. Lamar Miller, who entered the game with a shoulder injury, rushed for 56 yards and a score. Alfred Blue contributed nine carries for 41 yards.

Stafford completed 27-of-41 passes for 240 yards and one touchdown. The Texans defense was stout on third down, as the Lions covered just 3-of-11 attempts. Jadeveon Clowney recorded a sack, one quarterback hit, and one tackle for loss, while John Simon had a team-high 8 tackles.

After a scoreless first quarter where Matt Prater missed a 49-yard kick for the Lions, the Texans took an early 14-0 lead, scoring on back-to-back drives. **Ryan Griffin** converted two third downs, catching passes for 23 and 12 yard gains on the possession. Osweiler was 5-of-7 for 56 yards on the scoring drive, which ended in a 6-yard touchdown pass to Fiedorowicz.

On Houston's next offensive series, a key Blue run on fourth down extended the drive. Hopkins' amazing one-handed grab moved the Texans down to the 1-yard line. Miller would then punch it in, giving Houston a 14-0 lead with 7:04 left in the first half.

The Texans were deep in Lions territory with 0:39 seconds remaining in the first half, but Osweiler's pass, intended for Hopkins, was intercepted by cornerback Johnson Bademosi. The Lions would capitalize, as Stafford orchestrated a five-play, 52-yard scoring drive that ended in a 47-yard field goal. The Texans headed into halftime with a 14-3 lead over Detroit.

Nick Novak kicked a 33-yard field goal with 5:51 left in third quarter to extend the Texans lead 17-3.

After three plays to Theo Riddick to start the drive, Stafford orchestrated his first touchdown drive of the game. After a defensive pass interference flag, the Lions gained 13 yards and a fresh set of downs. One play later, Riddick caught a one-yard touchdown pass and Detroit moved within one score, trailing 17-10 with 14:50 left in the game.

The Texans would respond, ripping off a nine-play drive that took 6:05 off the clock. That drive ended in Novak's second field goal of the day, giving Houston a 20-10 lead.

Despite starting their ensuing possession at their own 45-yard line, the Lions were unable to add another touchdown. Houston's defense held the Lions to a 34-yard field goal. The Lions trailed 20-13 with 2:57 remaining in the game.

Detroit attempted an onside kick after the score, but cornerback Robert Nelson recovered for the Texans at the Lions 44-yard line.

The (5-3) Texans now head into their bye week, but will travel to Jacksonville in Week 10.

### SCORING

SCORE BY PERIODS	1	2	3	4	OT	Total
Detroit Lions	0	3	0	10	0	13
Houston Texans	0	14	3	3	0	20

### SCORING DRIVES

Team	Qtr	Time	Play Description (Extra Point) (Drive info)	DET	HOU
Texans	2	12:56	C.Fiedorowicz 6 yd. pass from B.Osweiler (N.Novak kick) (12-61, 5:54)	0	7
Texans	2	7:04	L.Miller 1 yd. run (N.Novak kick) (10-53, 4:34)	0	14
Lions	2	0:02	M.Prater 47 yd. Field Goal (5-52, 0:30)	3	14
Texans	3	5:51	N.Novak 33 yd. Field Goal (9-46, 4:30)	3	17
Lions	4	14:50	T.Riddick 1 yd. pass from M.Stafford (M.Prater kick) (13-75, 6:01)	10	17
Texans	4	4:09	N.Novak 36 yd. Field Goal (9-47, 6:05)	10	20
Lions	4	2:53	M.Prater 34 yd. Field Goal (6-39, 1:16)	13	20

### TEAM STATISTICS

	LIONS	TEXANS
TOTAL FIRST DOWNS	19	20
THIRD DOWN EFFICIENCY	3-11-27%	6-15-40%
FOURTH DOWN EFFICIENCY	0-1-0%	1-1-100%
TOTAL NET YARDS	289	269
NET YARDS RUSHING	58	105
NET YARDS PASSING	231	164
PASS ATTEMPTS-COMPLETIONS-HAD INTERCEPTED	41-27-0	29-20-1
KICKOFFS Number-In End Zone-Touchbacks	4-2-2	5-1-0
PUNTS Number and Average	5-44.6	4-50.8
Net Punting Average	37.6	49.5
FGs - PATs Had Blocked	0-0	0-0
TOTAL RETURN YARDAGE (Not Including Kickoffs)	8	35
PENALTIES Number and Yards	8-75	6-49
FUMBLES Number and Lost	0-0	1-0
TOUCHDOWNS	1	2
EXTRA POINTS Made-Attempts	1-1	2-2
FIELD GOALS Made-Attempts	2-3	2-2
RED ZONE EFFICIENCY	1-2-50%	2-5-40%
GOAL TO GO EFFICIENCY	1-1-100%	2-2-100%
SAFETIES	0	0
FINAL SCORE	13	20
TIME OF POSSESSION	26:02	33:58

### INDIVIDUAL STATISTICS

**RUSHING (Att-Yds):** Detroit, T. Riddick 11-56, Z. Zenner 3-2. Houston, L. Miller 17-56, A. Blue 9-41, J. Grimes 2-11, B. Osweiler 3(-3).

**PASSING (C-A-Y-I):** Detroit, M. Stafford 27-41-240-0. Houston, B. Osweiler 20-29-186-1.

**RECEIVING (Rec-Yds):** Detroit, T. Riddick 8-77, E. Ebron 7-79, G. Tate 7-42, M. Jones 3-33, Z. Zenner 1-5, A. Boldin 1-4. Houston, C. Fiedorowicz 5-43, D. Hopkins 4-44, R. Griffin 3-34, B. Miller 3-18, S. Anderson 2-17, L. Miller 2-7, W. Fuller 1-23.

**SACKS (Sk-Yds):** Detroit, K. Thornton 1-7, A. Robinson 1-5, A. Bryant 1-10. Houston, J. Clowney 1-9.

**INTERCEPTIONS (Int-Yds):** Detroit, J. Bademosi 1-3. Houston, none.

**TACKLES (S-A-T):** Detroit, T. Wilson 6-3-9, T. Whitehead 4-3-7, G. Quin 4-2-6, K. Thornton 2-2-4, K. Hyder 2-2-4, A. Robinson 1-3-4, J. Bademosi 3-0-3, Q. Diggs 3-0-3, J. Bynes 3-0-3, R. Bush 2-1-3, N. Lawson 1-2-3, S. Charles 1-2-3, A. Williams 2-0-2, M. Killebrew 1-1-2, T. Walker 1-1-2, A. Bryant 1-0-1, D. Taylor 1-0-1, E. Ansah 1-0-1, B. Copeland 0-1-1. Houston, J. Simon 6-2-8, B. Cushing 7-0-7, A. Bouye 5-0-5, K. Jackson 5-0-5, B. McKinney 2-2-4, C. Moore 3-0-3, A. Hal 3-0-3, J. Clowney 2-1-3, J. Joseph 2-0-2, E. Pleasant 2-0-2, V. Wilfork 1-0-1, D. Reader 1-0-1.

**MISSED FIELD GOAL:** Detroit, M. Prater 49RU. Houston, none.

## TEAM NOTES

### THE TEXANS

- Improved to 5-3 overall and 5-0 at home this season, while extending their regular season home winning streak to six games, dating back to 2015
- Tied for their second-best record through the first eight games of a season in franchise history
- Improved to 3-1 overall and 2-0 at home in the all-time series with the Lions
- Extended their winning streak in the head-to-head series with Detroit to three games, dating back to 2008
- Improved their all-time record against the NFC North to 8-7 all-time and 2-1 this season
- Improved their all-time record at home to 61-56 in the regular season
- Improved to 23-17 overall under Head Coach Bill O'Brien (2014-16)
- Scored 14 points in the second quarter, which ties the team's highest total in any quarter this season and is the most scored in the second quarter of a game this season
- Allowed only three points in the first half, which tied Detroit's lowest first-half output in a game this season
- Limited the Lions to 3-of-11 (27%) on third down in the game, including 1-of-6 (17%) in the first half

### SCORING PLAYS

- 2nd Quarter – QB Brock Osweiler threw a 6-yard touchdown pass to TE C.J. Fiedorowicz to give Houston a 7-0 lead
- 2nd Quarter – RB Lamar Miller scored on a 1-yard touchdown run, his second rushing touchdown of the season and 21st of his career
- 3rd Quarter – K Nick Novak made a 33-yard field goal to extend Houston's lead to 17-3
- 4th Quarter – Novak connected on a 36-yard field goal to give the Texans a 20-10 advantage

### MISCELLANEOUS NOTES

- The following six Texans players were captains for the game: T Duane Brown, ILB Max Bullough, ILB Brian Cushing, P Shane Lechler, OLB Whitney Mercilus and QB Brock Osweiler
- The following seven Texans players were inactive for the game: G Oday Aboushi, T Jeff Adams, S Quintin Demps, DE Joel Heath, WR Keith Mumphery, ILB Brian Peters and QB Brandon Weeden
- The following Texans player was active, but did not play in the game: QB Tom Savage
- Houston won the toss and deferred to the second half. Detroit elected to receive the ball to start the game

## INDIVIDUAL PLAYER NOTES

### RB ALFRED BLUE

- Rushed for 41 yards on nine carries, averaging 4.6 yards per attempt
- Notched a season-long 19-yard run in the fourth quarter

### CB A.J. BOUYE

- Tied for third on the team with five tackles (all solo) and added one pass defended

### DE JADEVEON CLOWNEY

- Sacked Lions QB Matthew Stafford for a 9-yard loss in the second quarter, giving him 3.0 for the season and 7.5 for his career
- Recorded his ninth tackle for loss of the year, which set a single-season career-high (eight in 2015)

### ILB BRIAN CUSHING

- Finished second on the team with seven tackles, all of which were solo stops

### TE C.J. FIEDOROWICZ

- Led the team with five receptions for 43 yards and a touchdown
- Caught a 6-yard touchdown pass from QB Brock Osweiler in the second quarter, giving him a career-high three for the season and five for his career
- Fiedorowicz is tied with WR DeAndre Hopkins for the most receiving touchdowns on the team in 2016

### WR WILL FULLER V

- With 372 receiving yards this season, passed Domanick Williams (351 in 2003) and Owen Daniels (352 in 2006) for the fifth-most receiving yards by a rookie in Texans history

### S ANDRE HAL

- Logged three tackles (all solo) on defense and tied for second on the team with a career-high two tackles on special teams

### WR DeANDRE HOPKINS

- Finished second on the team with four receptions for a team-leading 44 yards
- With 3,967 career receiving yards, passed Andre Johnson (3,953 from 2003-06) for the most receiving yards by a Texans player in the first four seasons of his career
- Started his 56th straight game, which is the second-longest active streak among NFL wide receivers

### CB KAREEM JACKSON

- Notched five tackles (all solo), one tackle for loss and one pass defended, giving him 60 passes defended for his career

### CB CHARLES JAMES

- Tied for second on the team with two special teams tackles, giving him a career-high six for the year. His previous best was five in 2015

### S DON JONES

- Tied for second on the team with a season-high two special teams tackles in only his second game of the season with the Texans

### P SHANE LECHLER

- Punted four times for 203 yards, averaging 50.8 gross yards and a season-high 49.5 net yards per punt, while pinning three inside the 20-yard line. Logged a long punt of 59 yards
- Tied Ray Brown (262) for the 27th-most career games played in NFL history
- Played in his 230th straight game, which is the longest active streak in the NFL

### WR BRAXTON MILLER

- Set career highs with three receptions for 18 yards

### RB LAMAR MILLER

- Rushed 17 times for 56 yards and a touchdown, while catching two passes for seven yards
- Scored on a 1-yard touchdown run in the second quarter, giving him two for the season and 21 for his career
- Started his 50th consecutive game, which is the second-longest active streak among NFL running backs
- Played in his 61st straight game, which is the third-longest active streak among NFL running backs

### CB ROBERT NELSON

- Led the team with a career-high three special teams tackles

## INDIVIDUAL PLAYER NOTES (CONT.)

### K NICK NOVAK

- Made 2-of-2 field goal attempts and 2-of-2 PAT attempts for eight total points
- Connected on a 33-yard field goal in the third quarter to give the Texans a 17-3 lead
- Made a 36-yard field goal in the fourth quarter to extend Houston's lead to 20-10

### QB BROCK OSWEILER

- Completed 20-of-29 passes for 186 yards, one touchdown, one interception and an 83.4 passer rating
- His 69.0% completion percentage was a single-game season-high
- Set single-season career highs in starts (8), pass attempts (297) and completions (176)
- Threw a 6-yard touchdown pass to TE C.J. Fiedorowicz in the second quarter, giving him nine touchdown passes for the season and 20 for his career. Completed 5-of-7 passes for 56 yards on the scoring drive

### FB JAY PROSCH

- Made his first start of the year and eighth of his career
- Recorded his first career kickoff return in the second quarter for a gain of 10 yards

### OLB JOHN SIMON

- Led the team with eight tackles (six solo) and added one quarterback hit

### LS JON WEEKS

- Played in the 104th consecutive regular season game of his career, which is the fourth-longest streak in Texans history

### NT VINCE WILFORK

- Started his 40th straight game, which is tied for the fifth-longest active streak among NFL defensive tackles



# GAME SUMMARIES



## WEEK 10: Houston 24 at Jacksonville 21

62,091 • EverBank Field • Jacksonville, Fla. • Nov. 13, 2016



### GAME SUMMARY

The Texans earned their first road win of the 2016 season, defeating the Jaguars 24-21 on Sunday.

Houston scored two touchdowns in the first quarter, including one on defense. Brock Osweiler threw two touchdown passes in the win, finding tight ends **Ryan Griffin** and **Stephen Anderson**. Osweiler completed 14-of-27 for 99 yards, two touchdowns, no interceptions, and added 23 rushing yards. DeAndre Hopkins led all Texans receivers with five catches for 48 yards.

Houston's offense collectively ran for 181 yards, led by **Lamar Miller**, who had 15 carries for 83 yards, including a long of 45. **Akeem Hunt**, who moved up from the practice squad this week, contributed 52 yards on eight attempts.

The Texans defense forced two turnovers and scored its first touchdown of the season on a pick-six by **Kareem Jackson**. **Whitney Mercilus** had a fumble recovery while **Benardrick McKinney** had a team-high seven tackles and also added two tackles for loss. Jaguars quarterback **Blake Bortles** completed 32-of-49 for 265 yards, two touchdowns, and one interception. **John Simon** and rookie **D.J. Reader** each had a sack on Bortles.

Houston took an early 7-0 lead as Jackson intercepted Bortles and returned it 43 yards for a score on the Jaguars opening offensive series. Bortles responded with a five-yard touchdown pass to **Julius Thomas** on the Jaguars next drive.

The Texans regained their lead on their next possession. Miller's 45-yard run to the goal line set up Osweiler's one-yard touchdown pass to Griffin. It capped off a 10-play, 75-yard drive that lasted 4:55. Houston took a 14-7 lead with 0:19 remaining in the first quarter.

The Texans led 14-10 at halftime.

After Reader's sack for a loss of eight yards and a tackle for loss by **Edie Pleasant**, the Texans defense forced a three-and-out with 4:29 left in the third quarter. **Tyler Ervin** returned the ensuing punt 57 yards to give Houston possession at the Jacksonville seven-yard line. One play later, Osweiler threw his second touchdown of the day to **Anderson**. The Texans took a 21-10 lead.

Both teams added field goals in the fourth quarter. **Nick Novak**, having previously missed from 49 and 50 yards, was successful from 51 yards on this third kick of the day. The Texans extended the lead to 24-13 with 8:32 left in the game.

After a defensive pass interference call moved the ball 41 yards, Bortles orchestrated a scoring drive late in the fourth quarter. Bortles threw a 14-yard touchdown pass to **Allen Robinson** on a 14-yard touchdown to cap off an 8-play, 92-yard drive. **Robinson** also scored the ensuing two-point conversion with 2:17 left in the fourth quarter but the comeback would fall short.

With the win, Houston improves to 6-3 and extends its winning streak over AFC South teams to eight consecutive games. The Texans next travel to Mexico City to face the Oakland Raiders on Monday Night Football in Week 11.

### SCORING

SCORE BY PERIODS	1	2	3	4	OT	Total
Houston Texans	14	0	7	3	0	24
Jacksonville Jaguars	7	3	0	11	0	21

### SCORING DRIVES

Team	Qtr	Time	Play Description (Extra Point) (Drive info)	HOU	JAX
Texans	1	11:57	K.Jackson 42 yd. interception return (N.Novak kick)	7	0
Jaguars	1	5:14	J.Thomas 5 yd. pass from B.Bortles (J.Myers kick) (13-75, 6:43)	7	7
Texans	1	0:19	R.Griffin 1 yd. pass from B.Osweiler (N.Novak kick) (10-75, 4:55)	14	7
Jaguars	2	5:17	J.Myers 54 yd. Field Goal (8-25, 3:43)	14	10
Texans	3	4:07	S.Anderson 7 yd. pass from B.Osweiler (N.Novak kick) (1-7, 0:05)	21	10
Jaguars	4	14:56	J.Myers 44 yd. Field Goal (8-53, 4:11)	21	13
Texans	4	8:32	N.Novak 51 yd. Field Goal (11-42, 6:24)	24	13
Jaguars	4	2:17	A.Robinson 14 yd. pass from B.Bortles (B.Bortles-A.Robinson pass) (8-92, 1:25)	24	21

### TEAM STATISTICS

	TEXANS	JAGUARS
TOTAL FIRST DOWNS	16	23
THIRD DOWN EFFICIENCY	7-15-47%	10-17-59%
FOURTH DOWN EFFICIENCY	0-1-0%	0-1-0%
TOTAL NET YARDS	273	327
NET YARDS RUSHING	181	80
NET YARDS PASSING	92	247
PASS ATTEMPTS-COMPLETIONS-HAD INTERCEPTED	27-14-0	49-32-1
KICKOFFS Number-In End Zone-Touchbacks	5-3-3	5-3-3
PUNTS Number and Average	3-46.0	3-38.3
Net Punting Average	42.3	12.7
FGs - PATs Had Blocked	0-0	0-0
TOTAL RETURN YARDAGE (Not Including Kickoffs)	99	11
PENALTIES Number and Yards	4-89	4-48
FUMBLES Number and Lost	0-0	2-1
TOUCHDOWNS	3	2
EXTRA POINTS Made-Attempts	3-3	2-2
FIELD GOALS Made-Attempts	1-3	2-2
RED ZONE EFFICIENCY	2-2-100%	2-2-100%
GOAL TO GO EFFICIENCY	2-2-100%	0-0-0%
SAFETIES	0	0
FINAL SCORE	24	21
TIME OF POSSESSION	27:50	32:10

### INDIVIDUAL STATISTICS

**RUSHING (Att-Yds):** Houston, L. Miller 15-83, A. Hunt 8-52, A. Blue 7-23, B. Osweiler 3-23. Jacksonville, T. Yeldon 9-32, C. Ivory 9-31, B. Bortles 3-11, M. Lee 1-6.

**PASSING (C-A-Y-I):** Houston, B. Osweiler 14-27-99-0. Jacksonville, B. Bortles 32-49-265-1.

**RECEIVING (Rec-Yds):** Houston, D. Hopkins 5-48, C. Fiedorowicz 3-26, R. Griffin 3-7, B. Miller 1-10, S. Anderson 1-7, A. Hunt 1-1. Jacksonville, A. Robinson 9-107, J. Thomas 6-24, M. Lee 4-50, B. Koyack 3-35, T. Yeldon 3-27, M. Lewis 3-(-1), A. Hurns 2-13, C. Ivory 2-10.

**SACKS (Sk-Yds):** Houston, J. Simon 1-10, D. Reader 1-8. Jacksonville, A. Colvin 1-7.

**INTERCEPTIONS (Int-Yds):** Houston, K. Jackson 1-42. Jacksonville, none.

**TACKLES (S-A-T):** Houston, J. Joseph 7-0-7, B. McKinney 6-1-7, J. Simon 6-0-6, K. Jackson 6-0-6, Q. Demps 4-0-4, J. Clowney 4-0-4, B. Cushing 3-0-3, A. Hal 3-0-3, C. Covington 3-0-3, D. Reader 2-0-2, C. James 2-0-2, E. Pleasant 2-0-2, W. Mercilus 1-1-2. Jacksonville, J. Ramsey 6-0-6, T. Smith 4-2-6, P. Posluszny 4-1-5, M. Jackson 4-0-4, D. Skuta 4-0-4, T. Alualu 4-0-4, J. Cyprien 3-1-4, M. Jack 2-0-2, A. Jones 2-0-2, P. Amukamara 2-0-2, T. Gipson 2-0-2, A. Colvin 1-0-1, Y. Ngakoue 1-0-1, J. Wilson 1-0-1, D. Fowler 1-0-1, J. Odrick 1-0-1.

**MISSED FIELD GOAL:** Houston, N. Novak 49WL 50WR. Jacksonville, none.

## TEAM NOTES

### THE TEXANS

- Improved to 6-3 overall and won their first game on the road this season
- Improved to 3-0 in games immediately following the bye week under Head Coach Bill O'Brien (2014-16) with all three wins coming on the road
- Improved to 3-0 against the AFC South this season and extended their winning streak against divisional opponents to eight games, which is the longest active streak in the NFL
- Improved to 18-11 overall and 8-7 on the road all-time against Jacksonville
- Won their fifth straight game in the head-to-head series with the Jaguars, dating back to 2014, which ties the longest winning streak in the series
- Recorded a season-high 181 rushing yards, surpassing their previous best of 158 rushing yards in Week 6 vs. Indianapolis (10/16)
- Scored 14 points in the first quarter for the second time this season and first since Week 4 vs. Tennessee (10/2)
- Notched two interceptions in a game (CB Kareem Jackson and OLB Whitney Mercilus) for the first time this season and first since Week 17 of the 2015 season against Jacksonville (1/3/16)
- Scored a defensive touchdown in their fourth straight trip to Jacksonville
- Converted 2-of-2 red zone opportunities

### SCORING PLAYS

- 1st Quarter – CB Kareem Jackson intercepted Jaguars QB Blake Bortles and returned it 42 yards for a touchdown to give the Texans a 7-0 lead
- 1st Quarter – QB Brock Osweiler threw a 1-yard touchdown pass to TE **Ryan Griffin** to give Houston a 14-7 advantage
- 3rd Quarter – Osweiler threw a 7-yard touchdown pass to TE Stephen Anderson to extend the Texans' lead to 21-10
- 4th Quarter – K Nick Novak made a 51-yard field goal to give Houston a 24-13 lead

### MISCELLANEOUS NOTES

- The following five Texans players were captains for the game: T Duane Brown, ILB Brian Cushing, CB Johnathan Joseph, P Shane Lechler and QB Brock Osweiler
- The following seven Texans players were inactive for the game: CB A.J. Bouye, WR Will Fuller V, RB Jonathan Grimes, ILB Brian Peters, WR Jaelen Strong, QB Brandon Weeden and NT Vince Wilfork
- The following three Texans players were active, but did not play in the game: G Oday Aboushi, QB Tom Savage and G Josh Walker
- Houston won the toss and deferred to the second half. Jacksonville elected to receive the ball to start the game

## INDIVIDUAL PLAYER NOTES

### TE STEPHEN ANDERSON

- Scored his first career touchdown on a 7-yard pass from QB Brock Osweiler in the third quarter
- Also recorded his first career special teams tackle

### RB ALFRED BLUE

- Played in his 41st straight game, which is tied for the fifth-longest active streak among NFL running backs

### DE JADEVEON CLOWNEY

- Tallied four solo tackles and one tackle for loss
- Recorded a tackle for loss in the third quarter when he brought down Jaguars RB T.J. Yeldon for a 1-yard loss

### ILB BRIAN CUSHING

- Notched three solo tackles and surpassed 400 career solo tackles (401)
- Also added one quarterback hit

### S QUINTIN DEMPS

- Playing in his 100th career game, notched four solo tackles

### RB TYLER ERVIN

- Logged a career-long 57-yard punt return to the Jacksonville 7-yard line in the third quarter, which led to a touchdown on the following play
- Also returned two kickoffs for a total of 23 yards

### TE C.J. FIEDOROWICZ

- Registered three receptions for 26 yards
- Reached 50 receptions and 500 receiving yards for his career

### TE RYAN GRIFFIN

- Scored his first touchdown of the season and fifth of his career on a 1-yard pass from QB Brock Osweiler in the first quarter

### DE JOEL HEATH

- Made the first start of his career at left defensive end

### WR DeANDRE HOPKINS

- Led the team with five receptions for 48 yards and surpassed 4,000 career receiving yards
- Started his 57th straight game, which is the second-longest active streak among NFL wide receivers

### RB AKEEM HUNT

- Made his season debut and set single-game career highs in rushing attempts (eight) and yards (52), averaging 6.5 yards per carry
- Notched a 17-yard run on a third-and-16 in the fourth quarter

### CB KAREEM JACKSON

- Recorded six solo tackles and one interception returned for a touchdown
- Tied Dunta Robinson (13) for the most career interceptions in Texans history
- Intercepted Jaguars QB Blake Bortles in the first quarter and returned it 42 yards for a touchdown. It marked the team's first pick-six since Jackson also returned an interception 27 yards for a score in Week 17 of the 2015 season against Jacksonville (1/3/16)

### P SHANE LECHLER

- Punted three times for 138 yards, averaging 46.0 gross yards and 42.3 net yards per punt, while pinning one inside the 20-yard line
- Tied Lomas Brown, Jason Elam and Jan Stenerud (263) for the 24th-most career games played in NFL history
- Played in his 231st straight game, which is the longest active streak in the NFL

### ILB BENARDRICK MCKINNEY

- Tied for the team lead with seven tackles (six solo) and two tackles for loss, which tied a single-game career-high
- The last time McKinney recorded two tackles for loss in a game was Week 16 of the 2015 season at Tennessee (12/26/15)

### OLB WHITNEY MERCILUS

- Tied a single-season career-high (two in 2015) with his second fumble recovery of the year and fifth of his career

## INDIVIDUAL PLAYER NOTES (CONT.)

### RB LAMAR MILLER

- Totaled 83 rushing yards on 15 carries, averaging 5.5 yards per attempt
- Recorded a 45-yard run in the first quarter, a season-long for the Texans
- Started his 51st consecutive game, which is the second-longest active streak among NFL running backs
- Played in his 62nd straight game, which is the third-longest active streak among NFL running backs

### K NICK NOVAK

- Made 1-of-3 field goals and all three PAT attempts for a total of six points

### QB BROCK OSWEILER

- Completed 14-of-27 passes for 99 yards, two touchdowns, no interceptions and an 85.3 passer rating
- Threw a 1-yard touchdown pass to TE **Ryan Griffin** in the first quarter
- Connected on a 7-yard touchdown pass to TE **Stephen Anderson** in the third quarter, giving him a career-high 11 for the season
- Threw a touchdown pass in back-to-back games for the third time this season
- Threw multiple touchdowns in his fourth game of the season and sixth of his career
- Notched a career-high 23 rushing yards

### FB JAY PROSCH

- Played in his 41st straight game, which is tied for the fifth-longest active streak among NFL running backs

### NT D.J. READER

- Made the first start of his career at nose tackle and recorded two solo tackles and 1.0 sack
- Logged his first career sack when he brought down Jaguars QB **Blake Bortles** for an 8-yard loss in the third quarter

### OLB JOHN SIMON

- Totaled six solo tackles, two tackles for loss, 1.0 sack and one pass defensed
- Sacked Jaguars QB **Blake Bortles** for a loss of 10 yards in the fourth quarter, giving him 3.5 for the season and 10.0 for his career
- Set single-game (two) and single-season (four) career highs for tackles for loss

### LS JON WEEKS

- Played in the 105th consecutive regular season game of his career, which is the fourth-longest streak in Texans history

# GAME SUMMARIES



## WEEK 11: Houston 20 at Oakland 27

76,473 • Estadio Azteca • Mexico City • Nov. 21, 2016



### GAME SUMMARY

The Texans dominated for most of the Monday Night game in Mexico City but ultimately fell 27-20 after a fourth-quarter comeback by the Oakland Raiders.

The Raiders scored 14 unanswered points in the final quarter to come from behind in a closely-contested game at Estadio Azteca. Despite two turnovers in the first half, the Texans were tied 10-10 heading into the lockerroom. Houston allowed just three points off those turnovers, and added a takeaway of its own on the night, and held Oakland to just seven net yards of rushing in the first half.

On the night, Brock Osweiler was 26-of-39 for 243 yards, one touchdown, and one interception. He also added two carries for 19 yards.

Both Millers, Lamar and Braxton, scored touchdowns in the loss. Lamar Miller rushed for 104 yards on 24 carries while Braxton Miller caught five passes for 25 yards and his first career NFL score. C.J. Fiedorowicz led the receivers with six receptions and 82 yards receiving.

Raiders quarterback Derek Carr completed 21-of-31 for 295 yards and had three touchdowns and one interception. The Texans defense held the Raiders to just 30 net yards rushing and 4-of-11 on third down conversions. Benardrick McKinney led the defense with eight tackles and a tackle for loss.

On the opening drive of the game, DeAndre Hopkins had a catch-and-run that was ruled a touchdown but later overturned. The Texans would settle for a 32-yard field goal after converting 3-of-4 third downs on the drive. Houston took an early 3-0 lead after the 13-play, 61-yard drive that lasted 6:26.

The Raiders offense got on the board later in the first half. Running back Jalen Richard caught a 17-yard touchdown pass from Carr, giving the Raiders a 7-3 lead with 14:54 left in the second quarter.

On the ensuing kickoff, the Raiders regained possession after a muffed return by Tyler Ervin. Oakland took over at the Houston 19-yard line. The Texans defense held Oakland to a 19-yard field goal after two consecutive goal-line stops. The Raiders extended their lead, 10-3.

The Texans would respond, putting together a nine-play, 75-yard drive that ended with the first NFL touchdown scored by rookie Braxton Miller on a 12-yard pass from Osweiler. The Texans and Raiders tied 10-10 with 7:59 left in the second quarter.

The Texans and Raiders were all tied at 10 at halftime.

On the first play of the third quarter, A.J. Bouye intercepted Carr's pass, intended for Amari Cooper. It was just Carr's fourth interception on the season. Osweiler and the offense capitalized, adding a one-yard touchdown run by Lamar Miller to cap off a 13-play, 65-yard drive.

The Raiders were held to a field goal in the third quarter. Janikowski kicked a 20-yard field goal and the Raiders trailed 17-13.

Nick Novak added his second kick of the day, a 19-yard field goal, and to give the Texans a 20-13 lead, but it was short-lived. Carr threw a deep pass to fullback Jamize Olawale who scored on a 75-yard touchdown pass just one play later.

The Texans were within scoring range to take the lead at the Oakland 15-yard line, but were unable to convert a fourth-and-inches. After a short pass to Latavius Murray on second down that led to a 39-yard gain, Carr threw a 35-yard touchdown pass to Amari Cooper. Oakland took a 27-20 lead with 4:43 remaining.

The Texans, who fall to 6-4 on the season, will return to NRG Stadium for their Week 12 game against San Diego Chargers.

### SCORING

SCORE BY PERIODS	1	2	3	4	OT	Total
Houston Texans	3	7	7	3	0	20
Oakland Raiders	0	10	3	14	0	27

### SCORING DRIVES

Team	Qtr	Time	Play Description (Extra Point) (Drive info)	HOU	OKA
Texans	1	8:34	N.Novak 32 yd. Field Goal (13-61, 6:26)	3	0
Raiders	2	14:54	J.Richard 17 yd. pass from D.Carr (S.Janikowski kick) (8-79, 4:35)	3	7
Raiders	2	12:48	S.Janikowski 19 yd. Field Goal (5-18, 2:06)	3	10
Texans	2	7:59	B.Miller 12 yd. pass from B.Osweiler (N.Novak kick) (9-75, 4:49)	10	10
Texans	3	8:32	L.Miller 1 yd. run (N.Novak kick) (13-65, 6:19)	17	10
Raiders	3	2:39	S.Janikowski 20 yd. Field Goal (12-73, 5:53)	17	13
Texans	4	10:57	N.Novak 28 yd. Field Goal (12-64, 6:42)	20	13
Raiders	4	10:44	J.Olawale 75 yd. pass from D.Carr (S.Janikowski kick) (1-75, 0:13)	20	20
Raiders	4	4:43	A.Cooper 35 yd. pass from D.Carr (S.Janikowski kick) (5-85, 1:32)	20	27

### TEAM STATISTICS

	TEXANS	RAIDERS
TOTAL FIRST DOWNS	22	16
THIRD DOWN EFFICIENCY	8-16-50%	4-11-36%
FOURTH DOWN EFFICIENCY	1-2-50%	1-2-50%
TOTAL NET YARDS	354	325
NET YARDS RUSHING	124	30
NET YARDS PASSING	230	295
PASS ATTEMPTS-COMPLETIONS-HAD INTERCEPTED	39-26-1	31-21-1
KICKOFFS Number-In End Zone-Touchbacks	5-5-5	6-4-4
PUNTS Number and Average	3-52.0	3-53.0
Net Punting Average	36.3	49.7
FGs - PATs Had Blocked	0-0	0-0
TOTAL RETURN YARDAGE (Not Including Kickoffs)	10	27
PENALTIES Number and Yards	7-101	4-21
FUMBLES Number and Lost	1-1	1-0
TOUCHDOWNS	2	3
EXTRA POINTS Made-Attempts	2-2	3-3
FIELD GOALS Made-Attempts	2-2	2-2
RED ZONE EFFICIENCY	2-5-40%	1-4-25%
GOAL TO GO EFFICIENCY	2-2-100%	0-2-0%
SAFETIES	0	0
FINAL SCORE	20	27
TIME OF POSSESSION	36:27	23:33

### INDIVIDUAL STATISTICS

**RUSHING (Att-Yds):** Houston, L. Miller 24-104, B. Osweiler 2-19, J. Prosch 1-2, B. Miller 1-1, A. Hunt 5-(-2). Oakland, L. Murray 12-33, J. Richard 3-2, D. Washington 1-0, D. Carr 2-(-2), J. Olawale 2-(-3).

**PASSING (C-A-Y-I):** Houston, B. Osweiler 26-39-243-1. Oakland, D. Carr 21-31-295-1.

**RECEIVING (Rec-Yds):** Houston, C. Fiedorowicz 6-82, D. Hopkins 5-58, B. Miller 5-25, R. Griffin 3-32, K. Mumphery 2-12, L. Miller 2-9, W. Fuller 1-17, S. Anderson 1-14, B. Osweiler 1-(-6). Oakland, L. Murray 5-59, A. Cooper 4-57, J. Olawale 3-90, J. Richard 3-50, M. Crabtree 3-5, C. Walford 2-28, S. Roberts 1-6.

**SACKS (Sk-Yds):** Houston, none. Oakland, B. Irvin 1-4, K. Mack 1-9.

**INTERCEPTIONS (Int-Yds):** Houston, A. Bouye 1-0. Oakland, M. Smith 1-0.

**TACKLES (S-A-T):** Houston, B. McKinney 8-0-8, J. Clowney 5-0-5, W. Mercilus 3-0-3, Q. Demps 3-0-3, K. Jackson 2-1-3, J. Joseph 1-2-3, A. Hal 2-0-2, B. Cushing 2-0-2, A. Bouye 1-1-2, C. Moore 1-0-1, J. Simon 1-0-1, C. Covington 1-0-1, M. Bullough 1-0-1, D. Reader 1-0-1. Oakland, B. Irvin 9-1-10, M. Smith 9-1-10, K. Joseph 9-1-10, D. Hayden 4-0-4, D. Amerson 3-1-4, K. Mack 3-0-3, D. Williams 3-0-3, C. James 2-1-3, P. Riley 1-2-3, R. Nelson 2-0-2, D. Autry 2-0-2, S. Smith 2-0-2, S. McGee 2-0-2, J. Ellis 1-1-2, S. Calhoun 1-0-1, J. Ward 0-1-1.

**MISSED FIELD GOAL:** Houston, none. Oakland, none.

## TEAM NOTES

### THE TEXANS

- Totaled 354 net yards of offense, which is the team's second-highest total this year and the most since posting 414 net yards in Week 6 vs. Indianapolis (10/16)
- Logged 36:27 time of possession, which is a season-high and the team's highest single-game total since the 2014 regular season finale against Jacksonville (12/28/14)
- Recorded 22 first downs, which is the team's second-highest total of the season and the most since posting 26 in Week 6 vs. Indianapolis (10/16)
- Tallied 124 net rushing yards, marking the fifth straight game and the eighth time overall this season the Texans have eclipsed 100 rushing yards as a team
- Held Oakland to 30 net rushing yards, which is a season-low and the least amount of yards for a Texans opponent since Week 16 of the 2015 season at Tennessee (30 net rushing yards)
- Limited the Raiders to 4-of-11 (36%) on third down, 1-of-4 (25%) in the red zone, 0-of-2 in goal-to-go situations and 23:33 time of possession
- Logged three drives of 12-or-more plays and four drives of 60-plus yards, which is a single-game high for the Texans in 2016
- Registered a 13-play, 61-yard drive that lasted 6:26 time of possession to open the game, leading to a field goal by K Nick Novak. The 13-play drive is the third-longest drive of the season for the Texans
- Allowed 30 total net yards in the first quarter, which is the second-fewest the Texans have given up in a first quarter this season, while Oakland's four rushing yards in the quarter were a season-low for Texans opponents in the first quarter
- Limited the Raiders to seven net rushing yards in the first half, which is the lowest total in any half this season by a Texans opponent and the lowest in a first half since Week 3 of the 2015 season against Tampa Bay (8 yards)
- Logged a 13-play, 65-yard scoring drive in the third quarter, capped by a 1-yard touchdown run by RB Lamar Miller. It marked the first time this season the Texans have posted two 13-play drives in a single game
- Forced a turnover on downs after stopping the Raiders on a fourth-and-1 in the second quarter. Texans opponents are now 1-of-8 on fourth down in 2016

### SCORING PLAYS

- 1st Quarter – K Nick Novak made a 33-yard field goal on the Texans' opening drive of the game to give the team a 3-0 lead
- 2nd Quarter – WR Braxton Miller caught his first career touchdown on a 12-yard pass from QB Brock Osweiler to tie the game at 10-10
- 3rd Quarter – RB Lamar Miller scored on a 1-yard run to give Houston a 17-10 advantage
- 4th Quarter – Novak connected on a 29-yard field goal to extend the Texans' lead to 20-13

### MISCELLANEOUS NOTES

- The following six Texans players were captains for the game: T Duane Brown, ILB Brian Cushing, CB Johnathan Joseph, P Shane Lechler, QB Brock Osweiler and DE Antonio Smith
- The following seven Texans players were inactive for the game: G Oday Aboushi, RB Alfred Blue, DE Brandon Dunn, RB Jonathan Grimes, WR Jaelen Strong, G Josh Walker and QB Brandon Weeden
- The following Texans player was active, but did not play in the game: QB Tom Savage
- Oakland won the toss and deferred to the second half. Houston elected to receive the ball to start the game

## INDIVIDUAL PLAYER NOTES

### CB A.J. Bouye

- Recorded his first interception of the season and sixth of his career when he picked off Raiders QB Derek Carr on the opening play of the second half
- Tied a single-season career-high for passes defended (10 in 2014)

### DE JADEVEON CLOWNEY

- Finished second on the team with five tackles (all solo), including two for loss, giving him 12 TFLs for the year
- Recorded a tackle for loss on Oakland's second offensive play of the game when he brought down RB Jalen Richard for a 4-yard loss
- Brought down Raiders RB Jamize Olawale for a 3-yard loss on a third-and-1 in the second quarter for his second tackle for loss of the game

### TE C.J. FIEDOROWICZ

- Led the team with six receptions for 82 yards
- His six receptions tied a single-game career-high, while his 82 receiving yards were the second-most he's ever recorded in a game (85, 10/16/16 vs. IND)

### WR WILL FULLER V

- Passed Steve Slaton (377 in 2008) for the fourth-most receiving yards by a rookie in franchise history

### TE RYAN GRIFFIN

- Set a single-season career-high in receiving yards (253), surpassing his previous best of 251 yards in 2015

### S ANDRE HAL

- Recorded a tackle for loss on Oakland's first offensive play of the game when he brought down WR Michael Crabtree for a 5-yard loss

### WR DeANDRE HOPKINS

- Finished second on the team with five receptions for 58 yards
- Started his 58th straight game, which is the second-longest active streak among NFL wide receivers

### RB AKEEM HUNT

- Recorded a career-long 39-yard kickoff return in the fourth quarter. It was also the Texans' longest kickoff return in 2016

### P SHANE LECHLER

- Punted three times for 156 yards, averaging 52.0 yards per punt, with a long of 60 yards
- Passed Lomas Brown, Jason Elam and Jan Stenerud (263) for the 24th-most career games played in NFL history
- Played in his 232nd straight game, which is the longest active streak in the NFL

### ILB BENARDRICK MCKINNEY

- Led the team with eight tackles (all solo) and posted one tackle for loss

### WR BRAXTON MILLER

- Set single-game career highs in receptions (5) and receiving yards (26)
- Caught his first career touchdown on a 12-yard pass from QB Brock Osweiler in the second quarter to tie the game at 10-10

## INDIVIDUAL PLAYER NOTES (CONT.)

### RB LAMAR MILLER

- Registered 104 rushing yards on 24 attempts, averaging 4.3 yards per carry
- Posted his ninth career 100-yard rushing game and third this season
- Scored on a 1-yard touchdown run in the third quarter to give Houston a 17-10 lead, which marked his third rushing touchdown of the year and 22nd of his career
- Started his 52nd consecutive game, which is the second-longest active streak among NFL running backs
- Played in his 63rd straight game, which is the third-longest active streak among NFL running backs

### K NICK NOVAK

- Scored eight total points after connecting on 2-of-2 field goal attempts and 2-of-2 PAT attempts
- Made a 32-yard field goal on Houston's opening offensive possession of the game to give the team a 3-0 lead
- Converted a 28-yard field goal in the fourth quarter to extend the Texans' lead to 20-13

### QB BROCK OSWEILER

- Completed 26-of-39 passes (66.7%) for 243 yards, one touchdown, one interception and an 81.5 passer rating. Also rushed for 19 yards on two carries
- His 26 completions marked a single-game season-high and the third-highest total of his career
- Completed passes to eight different receivers
- Set a single-season career-high in passing yards (2,061), passing his previous high of 1,967 in 2015
- Recorded a touchdown pass in his third straight game for the second time this season
- Threw a 12-yard touchdown pass to WR Braxton Miller in the second quarter for his 12th touchdown of the season and 23rd of his career

### FB JAY PROSCH

- On a fourth-and-1 from the Houston 44-yard line, converted the first down with a 2-yard rush in the third quarter
- Played in his 42nd straight game, which is tied for the fifth-longest active streak among NFL running backs

### OLB JOHN SIMON

- Recorded one tackle and set a single-season career-high for tackles, surpassing his previous best of 49 in 2015

### LS JON WEEKS

- Played in the 106th consecutive regular season game of his career, which is the fourth-longest streak in Texans history

# REGULAR SEASON - WEEK 11, GAME 10

## National Football League Game Summary

NFL Copyright © 2016 by The National Football League. All rights reserved. This summary and play-by-play is for the express purpose of assisting media in their coverage of the game; any other use of this material is prohibited without the written permission of the National Football League. Updated: 11/22/2016

Date: Monday, 11/21/2016

**Houston Texans at Oakland Raiders**  
at Estadio Azteca, Mexico City, Mexico

Start Time: 7:30 PM CST

### Game Day Weather

Game Weather: Clear  
Played Outdoor on Turf: Natural Grass

Temp: 63° F (17.2° C) Humidity: 39%, Wind: N 6 mph  
Outdoor Weather: Clear,

### Officials

Referee: Corrente, Tony (99)	Umpire: Ferrell, Dan (64)	Head Linesman: Turner, Patrick (13)
Line Judge: Longson, Bart (2)	Side Judge: Vernatchi, Rob (75)	Field Judge: Horton, Buddy (82)
Back Judge: Prukop, Todd (30)	Replay Official: Yurk, Russell ( )	

### Lineups

Houston Texans				Oakland Raiders			
Offense		Defense		Offense		Defense	
WR 10	D.Hopkins	RDE 90	J.Clowney	WR 10	S.Roberts	DE 92	S.McGee
TE 84	R.Griffin	NT 75	V.Wilfork	WR 89	A.Cooper	NT 90	D.Williams
LT 76	D.Brown	LDE 93	J.Heath	LT 72	D.Penn	DT 95	J.Ward
LG 71	X.Su'a-Filo	MIKE 56	B.Cushing	LG 70	K.Osemele	DE 52	K.Mack
C 65	G.Mancz	SAM 59	W.Mercilus	C 61	R.Hudson	SLB 51	B.Irvin
RG 79	J.Allen	RCB 21	A.Bouye	RG 66	G.Jackson	MLB 54	P.Riley
RT 74	C.Clark	CB 25	K.Jackson	RT 77	A.Howard	WCB 53	M.Smith
TE 87	C.Fiedorowicz	SS 27	Q.Demps	WR 15	M.Crabtree	LCB 21	S.Smith
WR 13	B.Miller	FS 29	A.Hal	TE 81	M.Rivera	SS 27	R.Nelson
QB 17	B.Osweiler	WILL 55	B.McKinney	WR 18	A.Holmes	RCB 29	D.Amerson
RB 26	L.Miller	LCB 24	J.Joseph	QB 4	D.Carr	SS 42	K.Joseph

### Substitutions

K 8 N.Novak, P 9 S.Lechler, WR 12 K.Mumphery, WR 15 W.Fuller, DB 20 D.Jones, DB 31 C.James, DB 32 R.Nelson, RB 33 A.Hunt, RB 34 T.Ervin, DB 35 E.Pleasant, S 43 C.Moore, FB 45 J.Prosch, LS 46 J.Weeks, ILB 50 A.Dent, OLB 51 J.Simon, ILB 52 B.Peters, ILB 53 M.Bullough, T 63 K.Lamm, C 68 T.Bergstrom, TE 89 S.Anderson, DE 94 A.Smith, DE 95 C.Covington, DT 98 D.Reader

P 7 M.King, K 11 S.Janikowski, S 20 N.Allen, RB 22 T.Jones, CB 25 D.Hayden, RB 28 L.Murray, RB 30 J.Richard, RB 33 D.Washington, CB 38 T.Carrie, DB 39 K.McGill, S 41 B.Trawick, FB/RB 49 J.Olawale, LB 56 D.Bates, LB 57 C.James, LS 59 J.Condo, T 71 M.Watson, DT 75 D.Latham, G/C 76 J.Feliciano, DT 78 J.Ellis, G 79 D.Kirkland, TE 88 C.Walford, LB 91 S.Calhoun, DL 96 D.Autry

### Did Not Play

QB 3 T.Savage

QB 14 M.McGloin

### Not Active

QB 5 B.Weeden, WR 11 J.Strong, RB 28 A.Blue, RB 41 J.Grimes, G 73 J.Walker, G 78 O.Aboushi, DE 92 B.Dunn

QB 8 C.Cook, WR 16 J.Holton, CB 23 D.McDonald, CB 32 A.Hamilton, T 73 M.McCants, G 74 V.Alexander, TE 85 R.O'Malley

### Field Goals (made ( ) & missed)

N.Novak (32) (28)

S.Janikowski (19) (20)

		1	2	3	4	OT	Total
VISITOR:	Houston Texans	3	7	7	3	0	20
HOME:	Oakland Raiders	0	10	3	14	0	27

### Scoring Plays

Team	Qtr	Time	Play Description (Extra Point) (Drive Info)	Visitor	Home
Texans	1	8:34	N.Novak 32 yd. Field Goal (13-61, 6:26)	3	0
Raiders	2	14:54	J.Richard 17 yd. pass from D.Carr (S.Janikowski kick) (8-79, 4:35)	3	7
Raiders	2	12:48	S.Janikowski 19 yd. Field Goal (5-18, 2:06)	3	10
Texans	2	7:59	B.Miller 12 yd. pass from B.Osweiler (N.Novak kick) (9-75, 4:49)	10	10
Texans	3	8:32	L.Miller 1 yd. run (N.Novak kick) (13-65, 6:19)	17	10
Raiders	3	2:39	S.Janikowski 20 yd. Field Goal (12-73, 5:53)	17	13
Texans	4	10:57	N.Novak 28 yd. Field Goal (12-64, 6:42)	20	13
Raiders	4	10:44	J.Olawale 75 yd. pass from D.Carr (S.Janikowski kick) (1-75, 0:13)	20	20
Raiders	4	4:43	A.Cooper 35 yd. pass from D.Carr (S.Janikowski kick) (5-85, 1:32)	20	27

# **REGULAR SEASON - WEEK 11, GAME 10**

## **National Football League Game Summary**

NFL Copyright © 2016 by The National Football League. All rights reserved. This summary and play-by-play is for the express purpose of assisting media in their coverage of the game; any other use of this material is prohibited without the written permission of the National Football League. Updated: 11/22/2016

---

Paid Attendance: 76,473

Time: 3:22



## Houston Texans vs Oakland Raiders

11/21/2016 at Estadio Azteca

## Final Individual Statistics

## Houston Texans

RUSHING	ATT	YDS	AVG	LG	TD
L.Miller	24	104	4.3	33	1
B.Osweiler	2	19	9.5	10	0
J.Prosch	1	2	2.0	2	0
B.Miller	1	1	1.0	1	0
A.Hunt	5	-2	-0.4	5	0
Total	33	124	3.8	33	1

PASSING	ATT	CMP	YDS	SK/YD	TD	LG	IN	RT
B.Osweiler	39	26	243	2/13	1	24	1	81.5
Total	39	26	243	2/13	1	24	1	81.5

PASS RECEIVING	TAR	REC	YDS	AVG	LG	TD
C.Fiedorowicz	10	6	82	13.7	20	0
D.Hopkins	6	5	58	11.6	24	0
B.Miller	7	5	25	5.0	12	1
R.Griffin	5	3	32	10.7	20	0
K.Mumphery	2	2	12	6.0	8	0
L.Miller	3	2	9	4.5	5	0
W.Fuller	4	1	17	17.0	17	0
S.Anderson	1	1	14	14.0	14	0
B.Osweiler	1	1	-6	-6.0	-6	0
Total	39	26	243	9.3	24	1

INTERCEPTIONS	NO	YDS	AVG	LG	TD
A.Bouye	1	0	0.0	0	0
Total	1	0	0.0	0	0

PUNTING	NO	YDS	AVG	NET	TB	IN20	LG
S.Lechler	3	156	52.0	36.3	1	0	60
Total	3	156	52.0	36.3	1	0	60

PUNT RETURNS	NO	YDS	AVG	FC	LG	TD
T.Ervin	1	9	9.0	0	9	0
B.Miller	1	1	1.0	0	1	0
[OUT OF BOUNDS]	1	0	0.0	0	0	0
Total	2	10	5.0	0	9	0

KICKOFF RETURNS	NO	YDS	AVG	FC	LG	TD
A.Hunt	1	39	39.0	0	39	0
T.Ervin	1	0	0.0	0	0	0
[TOUCHBACK]	4	0	0.0	0	0	0
Total	2	39	19.5	0	39	0

## Oakland Raiders

RUSHING	ATT	YDS	AVG	LG	TD
L.Murray	12	33	2.8	6	0
J.Richard	3	2	0.7	4	0
D.Washington	1	0	0.0	0	0
D.Carr	2	-2	-1.0	-1	0
J.Olawale	2	-3	-1.5	0	0
Total	20	30	1.5	6	0

PASSING	ATT	CMP	YDS	SK/YD	TD	LG	IN	RT
D.Carr	31	21	295	0/0	3	75	1	117.0
Total	31	21	295	0/0	3	75	1	117.0

PASS RECEIVING	TAR	REC	YDS	AVG	LG	TD
L.Murray	5	5	59	11.8	39	0
A.Cooper	5	4	57	14.3	35	1
J.Olawale	3	3	90	30.0	75	1
J.Richard	3	3	50	16.7	29	1
M.Crabtree	7	3	5	1.7	6	0
C.Walford	4	2	28	14.0	17	0
S.Roberts	3	1	6	6.0	6	0
D.Washington	1	0	0	0.0	0	0
Total	31	21	295	14.0	75	3

INTERCEPTIONS	NO	YDS	AVG	LG	TD
M.Smith	1	0	0.0	0	0
Total	1	0	0.0	0	0

PUNTING	NO	YDS	AVG	NET	TB	IN20	LG
M.King	3	159	53.0	49.7	0	1	59
Total	3	159	53.0	49.7	0	1	59

PUNT RETURNS	NO	YDS	AVG	FC	LG	TD
T.Carrie	2	27	13.5	0	15	0
[TOUCHBACK]	1	0	0.0	0	0	0
Total	2	27	13.5	0	15	0

KICKOFF RETURNS	NO	YDS	AVG	FC	LG	TD
[TOUCHBACK]	5	0	0.0	0	0	0
Total	0	0	0.0	0	0	0

## Houston Texans

FUMBLES	FUM	LOST	OWN-REC	YDS	TD	FORCED	OPP-REC	YDS	TD	OUT-BDS
T.Ervin	1	1	0	0	0	0	0	0	0	0
Total	1	1	0	0	0	0	0	0	0	0

## Oakland Raiders

FUMBLES	FUM	LOST	OWN-REC	YDS	TD	FORCED	OPP-REC	YDS	TD	OUT-BDS
M.Crabtree	1	0	1	0	0	0	0	0	0	0
T.Jones	0	0	0	0	0	0	1	0	0	0
Total	1	0	1	0	0	0	1	0	0	0

Houston Texans vs Oakland Raiders  
11/21/2016 at Estadio Azteca

# Final Team Statistics

	Visitor Texans	Home Raiders
<b>TOTAL FIRST DOWNS</b>	22	16
By Rushing	6	3
By Passing	14	9
By Penalty	2	4
<b>THIRD DOWN EFFICIENCY</b>	8-16-50%	4-11-36%
<b>FOURTH DOWN EFFICIENCY</b>	1-2-50%	1-2-50%
<b>TOTAL NET YARDS</b>	354	325
Total Offensive Plays (inc. times thrown passing)	74	51
Average gain per offensive play	4.8	6.4
<b>NET YARDS RUSHING</b>	124	30
Total Rushing Plays	33	20
Average gain per rushing play	3.8	1.5
Tackles for a loss-number and yards	4-11	2-7
<b>NET YARDS PASSING</b>	230	295
Times thrown - yards lost attempting to pass	2-13	0-0
Gross yards passing	243	295
<b>PASS ATTEMPTS-COMPLETIONS-HAD INTERCEPTED</b>	39-26-1	31-21-1
Avg gain per pass play (inc.# thrown passing)	5.6	9.5
<b>KICKOFFS Number-In End Zone-Touchbacks</b>	5-5-5	6-4-4
<b>PUNTS Number and Average</b>	3-52.0	3-53.0
Had Blocked	0	0
<b>FGs - PATs Had Blocked</b>	0-0	0-0
<b>Net Punting Average</b>	36.3	49.7
<b>TOTAL RETURN YARDAGE (Not Including Kickoffs)</b>	10	27
No. and Yards Punt Returns	2-10	2-27
No. and Yards Kickoff Returns	2-39	0-0
No. and Yards Interception Returns	1-0	1-0
<b>PENALTIES Number and Yards</b>	7-101	4-21
<b>FUMBLES Number and Lost</b>	1-1	1-0
<b>TOUCHDOWNS</b>	2	3
Rushing	1	0
Passing	1	3
<b>EXTRA POINTS Made-Attempts</b>	2-2	3-3
Kicking Made-Attempts	2-2	3-3
<b>FIELD GOALS Made-Attempts</b>	2-2	2-2
<b>RED ZONE EFFICIENCY</b>	2-5-40%	1-4-25%
<b>GOAL TO GO EFFICIENCY</b>	2-2-100%	0-2-0%
<b>SAFETIES</b>	0	0
<b>FINAL SCORE</b>	20	27
<b>TIME OF POSSESSION</b>	36:27	23:33

## Ball Possession And Drive Chart

### Houston Texans

#	Time Recd	Time Lost	Time Poss	How Ball Obtained	Drive Began	# Play	Yds Gain	Yds Pen	Net Yds	1st Down	Last Scrm	How Given Up
1	15:00	8:34	6:26	Kickoff	HST 25	13	61	0	61	3	* OAK 14	Field Goal
2	6:13	4:29	1:44	Punt	HST 37	3	9	0	9	0	HST 46	Punt
3	12:48	7:59	4:49	Kickoff	HST 25	9	75	0	75	4	* OAK 12	Touchdown
4	6:20	2:26	3:54	Punt	HST 11	7	29	0	29	2	HST 40	Punt
5	1:38	1:31	0:07	Punt	HST 25	1	0	0	0	0	HST 25	Interception
6	0:16	0:00	0:16	Downs	HST 41	3	-8	0	-8	0	HST 42	End of Half
7	14:51	8:32	6:19	Interception	HST 35	13	59	6	65	6	* OAK 1	Touchdown
8	2:39	10:57	6:42	Kickoff	HST 25	12	69	-5	64	4	* OAK 11	Field Goal
9	10:44	6:15	4:29	Kickoff	HST 44	9	41	0	41	2	* OAK 15	Downs
10	4:43	3:02	1:41	Kickoff	HST 25	6	19	0	19	1	HST 44	Punt

(293) Average HST 29

### Oakland Raiders

#	Time Recd	Time Lost	Time Poss	How Ball Obtained	Drive Began	# Play	Yds Gain	Yds Pen	Net Yds	1st Down	Last Scrm	How Given Up
1	8:34	6:13	2:21	Kickoff	OAK 25	3	-4	0	-4	0	OAK 21	Punt
2	4:29	14:54	4:35	Punt	OAK 21	8	51	28	79	4	* HST 17	Touchdown
3	14:54	12:48	2:06	Muffed Kickoff	HST 19	5	18	0	18	1	* HST 1	Field Goal
4	7:59	6:20	1:39	Kickoff	OAK 25	3	6	0	6	0	OAK 31	Punt
5	2:26	1:38	0:48	Punt	OAK 20	3	1	5	6	0	OAK 26	Punt
6	1:31	0:16	1:15	Interception	50	4	9	0	9	0	HST 41	Downs
7	15:00	14:51	0:09	Kickoff	OAK 25	1	0	0	0	0	OAK 25	Interception
8	8:32	2:39	5:53	Kickoff	OAK 25	12	39	34	73	4	* HST 2	Field Goal
9	10:57	10:44	0:13	Kickoff	OAK 25	1	75	0	75	1	OAK 25	Touchdown
10	6:15	4:43	1:32	Downs	OAK 15	5	85	0	85	3	HST 35	Touchdown
11	3:02	0:00	3:02	Punt	OAK 20	8	45	14	59	3	* HST 20	End of Game

(332) Average OAK 30

### \* inside opponent's 20

Time of Possession by Quarter		1st	2nd	3rd	4th	OT	Total
<b>Visitor</b>	Houston Texans	8:10	9:06	8:58	10:13		36:27
<b>Home</b>	Oakland Raiders	6:50	5:54	6:02	4:47		23:33

### Kickoff Drive No.-Start Average

Texans: 5 - HST 29      Raiders: 5 - OAK 25

Houston Texans vs Oakland Raiders  
11/21/2016 at Estadio Azteca

# Final Defensive Statistics

Houston Texans	Regular Defensive Plays											Special Teams					Misc			
	TKL	AST	COMB	SK	/ YDS	TFL	Q	IN	PD	FF	FR	TKL	AST	FF	FR	BL	TKL	AST	FF	FR
B.McKinney	8	0	8	0	0	1	0	0	0	0	0	0	0	0	0	0	0	0	0	0
J.Clowney	5	0	5	0	0	2	0	0	0	0	0	0	0	0	0	0	0	0	0	0
W.Mercilus	3	0	3	0	0	0	0	0	0	0	0	0	0	0	0	0	0	0	0	0
Q.Demps	3	0	3	0	0	0	0	0	0	0	0	0	0	0	0	0	0	0	0	0
K.Jackson	2	1	3	0	0	0	0	0	0	0	0	0	0	0	0	0	0	0	0	0
J.Joseph	1	2	3	0	0	0	0	0	1	0	0	0	0	0	0	0	0	0	0	0
A.Hal	2	0	2	0	0	1	0	0	0	0	0	0	0	0	0	0	0	0	0	0
B.Cushing	2	0	2	0	0	0	0	0	0	0	0	0	0	0	0	0	0	0	0	0
A.Bouye	1	1	2	0	0	0	0	1	1	0	0	0	0	0	0	0	0	0	0	0
C.Moore	1	0	1	0	0	0	0	0	1	0	0	1	0	0	0	0	0	0	0	0
J.Simon	1	0	1	0	0	0	0	0	0	0	0	0	0	0	0	0	0	0	0	0
C.Covington	1	0	1	0	0	0	0	0	0	0	0	0	0	0	0	0	0	0	0	0
M.Bullough	1	0	1	0	0	0	0	0	0	0	0	0	0	0	0	0	0	0	0	0
D.Reader	1	0	1	0	0	0	0	0	0	0	0	0	0	0	0	0	0	0	0	0
D.Jones	0	0	0	0	0	0	0	0	0	0	0	1	0	0	0	0	0	0	0	0
R.Griffin	0	0	0	0	0	0	0	0	0	0	0	0	0	0	0	0	1	0	0	0
<b>Total</b>	<b>32</b>	<b>4</b>	<b>36</b>	<b>0</b>	<b>0</b>	<b>4</b>	<b>0</b>	<b>1</b>	<b>3</b>	<b>0</b>	<b>0</b>	<b>2</b>	<b>0</b>	<b>0</b>	<b>0</b>	<b>0</b>	<b>1</b>	<b>0</b>	<b>0</b>	<b>0</b>

TKL = Tackle AST = Assist COMB = Combined QH=QB Hit IN = Interception PD = Pass Defense FF = Forced Fumble FR = Fumble Recovery

Oakland Raiders	Regular Defensive Plays											Special Teams					Misc			
	TKL	AST	COMB	SK	/ YDS	TFL	QH	IN	PD	FF	FR	TKL	AST	FF	FR	BL	TKL	AST	FF	FR
B.Irvin	9	1	10	1	4	2	1	0	0	0	0	0	0	0	0	0	0	0	0	0
M.Smith	9	1	10	0	0	0	0	1	1	0	0	0	0	0	0	0	0	0	0	0
K.Joseph	9	1	10	0	0	0	0	0	0	0	0	0	0	0	0	0	0	0	0	0
D.Hayden	4	0	4	0	0	0	0	0	1	0	0	0	0	0	0	0	0	0	0	0
D.Amerson	3	1	4	0	0	0	0	0	1	0	0	0	0	0	0	0	0	0	0	0
K.Mack	3	0	3	1	9	1	2	0	0	0	0	0	0	0	0	0	0	0	0	0
D.Williams	3	0	3	0	0	0	0	0	0	0	0	0	0	0	0	0	0	0	0	0
C.James	2	1	3	0	0	0	0	0	0	0	0	0	0	0	0	0	0	0	0	0
P.Riley	1	2	3	0	0	0	0	0	0	0	0	0	0	0	0	0	0	0	0	0
R.Nelson	2	0	2	0	0	0	0	0	1	0	0	0	0	0	0	0	0	0	0	0
D.Autry	2	0	2	0	0	2	0	0	0	0	0	0	0	0	0	0	0	0	0	0
S.Smith	2	0	2	0	0	0	0	0	0	0	0	0	0	0	0	0	0	0	0	0
S.McGee	2	0	2	0	0	1	0	0	0	0	0	0	0	0	0	0	0	0	0	0
J.Ellis	1	1	2	0	0	0	0	0	0	0	0	0	0	0	0	0	0	0	0	0
S.Calhoun	1	0	1	0	0	0	0	0	1	0	0	0	0	0	0	0	0	0	0	0
J.Ward	0	1	1	0	0	0	0	0	0	0	0	0	0	0	0	0	0	0	0	0
A.Holmes	0	0	0	0	0	0	0	0	0	0	0	1	0	0	0	0	0	0	0	0
T.Carrie	0	0	0	0	0	0	0	0	0	0	0	1	0	0	0	0	0	0	0	0
D.Bates	0	0	0	0	0	0	0	0	0	0	0	0	1	0	0	0	0	0	0	0
N.Allen	0	0	0	0	0	0	0	0	0	0	0	0	1	0	0	0	0	0	0	0
T.Jones	0	0	0	0	0	0	0	0	0	0	0	0	0	0	1	0	0	0	0	0
A.Cooper	0	0	0	0	0	0	0	0	0	0	0	0	0	0	0	0	1	0	0	0
M.Crabtree	0	0	0	0	0	0	0	0	0	0	0	0	0	0	0	0	0	0	0	1
<b>Total</b>	<b>53</b>	<b>9</b>	<b>62</b>	<b>2</b>	<b>13</b>	<b>6</b>	<b>3</b>	<b>1</b>	<b>5</b>	<b>0</b>	<b>0</b>	<b>2</b>	<b>2</b>	<b>0</b>	<b>1</b>	<b>0</b>	<b>1</b>	<b>0</b>	<b>0</b>	<b>1</b>





## Play By Play

## First Quarter

OAK wins the coin toss and elects to defer. HST elects to Receive, and OAK elects to defend the north goal.

S.Janikowski kicks 65 yards from OAK 35 to end zone, Touchback.

Captains OAK: D. Carr, #27 R. Nelson, #41 B Trawick, #52 K. Mack, #61 R. Hudson, #72 D. Penn

Captains HOU: #9 S. Lechler, #17 B. Osweiler, #24 J. Joseph, #56 B. Cushing, #76 D. Brown, #94 A. Smith

**Houston Texans at 15:00**

1-10-HST 25	(15:00) B.Osweiler pass short left to R.Griffin to HST 29 for 4 yards (B.Irvin).	
2-6-HST 29	(14:26) L.Miller up the middle to HST 27 for -2 yards (P.Riley; B.Irvin).	
3-8-HST 27	(13:46) (Shotgun) B.Osweiler pass short right to C.Fiedorowicz to HST 37 for 10 yards (M.Smith).	P1
	<i>Penalty on OAK-M.Smith, Defensive Holding, declined.</i>	
<u>1-10-HST 37</u>	(13:23) B.Osweiler pass incomplete short left to C.Fiedorowicz.	
2-10-HST 37	(13:19) L.Miller right end to HST 40 for 3 yards (D.Amerson, J.Ward).	
3-7-HST 40	(12:33) (Shotgun) B.Osweiler pass short left to D.Hopkins ran ob at OAK 36 for 24 yards.	P2
<u>1-10-OAK 36</u>	(11:50) L.Miller left guard to OAK 33 for 3 yards (P.Riley; M.Smith).	
2-7-OAK 33	(11:17) (Shotgun) L.Miller up the middle to OAK 31 for 2 yards (C.James).	
3-5-OAK 31	(10:32) (Shotgun) B.Osweiler pass short left to S.Anderson to OAK 17 for 14 yards (R.Nelson).	P3
<u>1-10-OAK 17</u>	(10:00) A.Hunt left tackle to OAK 12 for 5 yards (K.Joseph).	
2-5-OAK 12	(9:20) A.Hunt left end to OAK 14 for -2 yards (B.Irvin). OAK-J.Ellis was injured during the play. His return is Probable.	
3-7-OAK 14	(8:44) (Shotgun) B.Osweiler pass incomplete short right to B.Miller.	
4-7-OAK 14	<b>(8:37) N.Novak 32 yard field goal is GOOD, Center-J.Weeks, Holder-S.Lechler.</b>	

**HST 3 OAK 0, 13 plays, 61 yards, 6:26 drive, 6:26 elapsed**

N.Novak kicks 65 yards from HST 35 to end zone, Touchback.

**Oakland Raiders at 8:34**

1-10-OAK 25	(8:34) (Shotgun) D.Carr pass short right to M.Crabtree to OAK 20 for -5 yards (A.Hal).	
2-15-OAK 20	(7:52) J.Richard up the middle to OAK 16 for -4 yards (J.Clowney).	
3-19-OAK 16	(7:07) (Shotgun) D.Carr pass short middle to L.Murray to OAK 21 for 5 yards (W.Mercilus).	
4-14-OAK 21	(6:24) M.King punts 51 yards to HST 28, Center-J.Condo. T.Ervin to HST 37 for 9 yards (D.Bates; N.Allen).	

**Houston Texans at 6:13**

1-10-HST 37	(6:13) B.Osweiler pass short right to D.Hopkins to HST 41 for 4 yards (D.Amerson).	
2-6-HST 41	(5:39) (Shotgun) L.Miller right guard to HST 45 for 4 yards (K.Mack).	
3-2-HST 45	(5:04) (Shotgun) Direct snap to B.Miller. B.Miller right tackle to HST 46 for 1 yard (K.Mack). Officials to measure for 1st down - Short.	
4-1-HST 46	(4:41) S.Lechler punts 45 yards to OAK 9, Center-J.Weeks. T.Carrie to OAK 21 for 12 yards (C.Moore).	

**Oakland Raiders at 4:29**

1-10-OAK 21	(4:29) D.Carr pass deep right to C.Walford ran ob at OAK 38 for 17 yards.	P1
<u>1-10-OAK 38</u>	(4:16) (No Huddle, Shotgun) D.Carr pass short left to J.Olawale to OAK 47 for 9 yards (B.McKinney).	
2-1-OAK 47	(3:37) L.Murray left tackle to OAK 47 for no gain (B.Cushing).	
3-1-OAK 47	(2:50) L.Murray up the middle to OAK 49 for 2 yards (B.McKinney).	R2
<u>1-10-OAK 49</u>	(2:06) L.Murray left end pushed ob at HST 48 for 3 yards (Q.Demps).	
2-7-HST 48	(1:24) <i>PENALTY on OAK-D.Penn, False Start, 5 yards, enforced at HST 48 - No Play.</i>	
2-12-OAK 47	(:59) (Shotgun) D.Carr pass incomplete deep right to M.Crabtree (J.Joseph).	
	<i>PENALTY on HST-J.Joseph, Defensive Pass Interference, 33 yards, enforced at OAK 47 - No Play.</i>	X3
<u>1-10-HST 20</u>	(:52) L.Murray up the middle to HST 17 for 3 yards (B.McKinney).	
2-7-HST 17	(:11) (Shotgun) M.Watson reported in as eligible. D.Carr pass short right to L.Murray to HST 17 for no gain (J.Joseph; K.Jackson).	

**END OF QUARTER**

	Score	Time Poss	First Downs				Efficiencies	
			R	P	X	T	3 Down	4 Down
Houston Texans	3	8:10	0	3	0	3	3/5	0/0
Oakland Raiders	0	6:50	1	1	1	3	1/2	0/0

## Second Quarter

11/21/2016

## Play By Play

Oakland Raiders continued.

3-7-HST 17 (15:00) (Shotgun) D.Carr pass short middle to J.Richard for 17 yards, TOUCHDOWN. P4  
S.Janikowski extra point is GOOD, Center-J.Condo, Holder-M.King.

HST 3 OAK 7, 8 plays, 79 yards, 1 penalty, 4:35 drive, 0:06 elapsed
---

S.Janikowski kicks 57 yards from OAK 35 to HST 8. T.Ervin MUFFS catch, RECOVERED by OAK-T.Jones at HST 19.

## Oakland Raiders at 14:54, (1st play from scrimmage 14:47)

1-10-HST 19 (14:47) D.Carr pass short right to A.Cooper to HST 4 for 15 yards (J.Joseph; A.Bouye). P5  
1-4-HST 4 (14:20) L.Murray up the middle to HST 1 for 3 yards (J.Simon).  
2-1-HST 1 (13:37) J.Feliciano reported in as eligible. J.Olawale up the middle to HST 1 for no gain (A.Bouye).  
3-1-HST 1 (12:55) (Shotgun) J.Feliciano reported in as eligible. D.Carr pass incomplete short right to C.Walford.  
4-1-HST 1 (12:51) S.Janikowski 19 yard field goal is GOOD, Center-J.Condo, Holder-M.King.

HST 3 OAK 10, 5 plays, 18 yards, 2:06 drive, 2:12 elapsed
---

S.Janikowski kicks 65 yards from OAK 35 to end zone, Touchback.

## Houston Texans at 12:48

1-10-HST 25 (12:48) B.Osweiler pass incomplete short left to W.Fuller (S.Calhoun) [K.Mack].  
2-10-HST 25 (12:43) L.Miller left guard to HST 28 for 3 yards (M.Smith).  
3-7-HST 28 (11:57) (Shotgun) B.Osweiler pass incomplete short middle to D.Hopkins (D.Hayden).  
*PENALTY on OAK-D.Hayden, Defensive Holding, 5 yards, enforced at HST 28 - No Play.* X4  
1-10-HST 33 (11:52) B.Osweiler pass incomplete short middle to C.Fiedorowicz (R.Nelson).  
2-10-HST 33 (11:43) L.Miller left tackle to HST 41 for 8 yards (K.Joseph).  
Timeout #1 by HST at 10:55.  
3-2-HST 41 (10:55) (Shotgun) B.Osweiler pass short middle to C.Fiedorowicz to OAK 41 for 18 yards (K.Joseph). P5  
1-10-OAK 41 (10:24) (No Huddle) L.Miller right end to OAK 34 for 7 yards (B.Irvin).  
Timeout #1 by OAK at 09:44.  
2-3-OAK 34 (9:44) L.Miller right end for 34 yards, TOUCHDOWN. R6  
The Replay Official reviewed the runner was in bounds ruling, and the play was REVERSED.  
L.Miller right end pushed ob at OAK 1 for 33 yards (K.Joseph).  
1-1-OAK 1 (9:19) D.Brown reported in as eligible. B.Osweiler pass short middle to B.Osweiler to OAK 7 for -6 yards (D.Autry). #96 D. Autry batted pass back to Osweiler.  
2-7-OAK 7 (8:28) (Shotgun) PENALTY on HST-G.Mancz, False Start, 5 yards, enforced at OAK 7 - No Play.  
2-12-OAK 12 (8:04) B.Osweiler pass short middle to B.Miller for 12 yards, TOUCHDOWN. P7  
N.Novak extra point is GOOD, Center-J.Weeks, Holder-S.Lechler.

HST 10 OAK 10, 9 plays, 75 yards, 1 penalty, 4:49 drive, 7:01 elapsed
---

N.Novak kicks 65 yards from HST 35 to end zone, Touchback.

## Oakland Raiders at 7:59

1-10-OAK 25 (7:59) D.Kirkland reported in as eligible. J.Richard left tackle to OAK 27 for 2 yards (C.Covington).  
2-8-OAK 27 (7:21) (Shotgun) D.Carr pass short left to J.Richard to OAK 31 for 4 yards (B.McKinney).  
3-4-OAK 31 (6:37) (Shotgun) D.Carr pass incomplete short right to M.Crabtree.  
4-4-OAK 31 (6:31) M.King punts 59 yards to HST 10, Center-J.Condo. B.Miller to HST 11 for 1 yard (A.Holmes).

## Houston Texans at 6:20

1-10-HST 11 (6:20) L.Miller up the middle to HST 9 for -2 yards (D.Autry).  
2-12-HST 9 (5:43) (Shotgun) B.Osweiler pass short middle to C.Fiedorowicz to HST 23 for 14 yards (K.Joseph). P8  
1-10-HST 23 (5:17) (No Huddle) L.Miller right tackle to HST 26 for 3 yards (J.Ellis; D.Amerson). OAK-S.Calhoun was injured during the play.  
2-7-HST 26 (4:42) (Shotgun) B.Osweiler pass short middle to D.Hopkins to HST 39 for 13 yards (D.Hayden). P9  
1-10-HST 39 (4:09) (No Huddle) L.Miller up the middle to HST 40 for 1 yard (D.Williams).  
2-9-HST 40 (3:26) A.Hunt right end to HST 40 for no gain (B.Irvin).  
3-9-HST 40 (2:40) (Shotgun) B.Osweiler pass incomplete short middle to D.Hopkins (D.Hayden).  
4-9-HST 40 (2:35) S.Lechler punts 60 yards to end zone, Center-J.Weeks, Touchback.

## Oakland Raiders at 2:26

1-10-OAK 20 (2:26) (Shotgun) D.Carr pass short right to M.Crabtree to OAK 24 for 4 yards. FUMBLES, and recovers at OAK 24. M.Crabtree to OAK 24 for no gain (K.Jackson).  
2-6-OAK 24 (2:04) (Shotgun) PENALTY on HST-J.Clowney, Neutral Zone Infraction, 5 yards, enforced at OAK 24 - No Play.

Two-Minute Warning



**Houston Texans vs Oakland Raiders at Estadio Azteca**

- 2-1-OAK 29 (2:00) (Shotgun) D.Carr pass incomplete deep left to S.Roberts.
- 3-1-OAK 29 (1:54) (Shotgun) J.Olawale left guard to OAK 26 for -3 yards (J.Clowney).  
Timeout #2 by HST at 01:47.
- 4-4-OAK 26 (1:47) M.King punts 49 yards to HST 25, Center-J.Condo, out of bounds.

**Houston Texans at 1:38**

- 1-10-HST 25 (1:38) (Shotgun) B.Osweiler pass deep middle intended for R.Griffin INTERCEPTED by M.Smith at 50. M.Smith to 50 for no gain (R.Griffin).

**Oakland Raiders at 1:31**

- 1-10-50 (1:31) (Shotgun) D.Carr pass incomplete short left to S.Roberts.
- 2-10-50 (1:27) (Shotgun) D.Carr pass short middle to L.Murray to HST 42 for 8 yards (K.Jackson).
- 3-2-HST 42 (1:02) (No Huddle, Shotgun) L.Murray up the middle to HST 41 for 1 yard (J.Clowney).
- 4-1-HST 41 (:21) (Shotgun) D.Carr pass incomplete short right to M.Crabtree (J.Joseph).

**Houston Texans at 0:16**

- 1-10-HST 41 (:16) (Shotgun) B.Osweiler pass short right to B.Miller to HST 42 for 1 yard (M.Smith).
- 2-9-HST 42 (:09) (Shotgun) B.Osweiler pass incomplete deep right to W.Fuller (D.Amerson).
- 3-9-HST 42 (:02) (Shotgun) B.Osweiler sacked at HST 33 for -9 yards (K.Mack).

**END OF QUARTER**

	Score	Time Poss	First Downs				Efficiencies	
			R	P	X	T	3 Down	4 Down
<b>Houston Texans</b>	<b>10</b>	<b>9:06</b>	<b>1</b>	<b>4</b>	<b>1</b>	<b>6</b>	<b>1/3</b>	<b>0/0</b>
<b>Oakland Raiders</b>	<b>10</b>	<b>5:54</b>	<b>0</b>	<b>2</b>	<b>0</b>	<b>2</b>	<b>1/5</b>	<b>0/1</b>

## Third Quarter

11/21/2016

## Play By Play

OAK elects to Receive, and HST elects to defend the North goal.

N.Novak kicks 65 yards from HST 35 to end zone, Touchback.

## Oakland Raiders at 15:00

1-10-OAK 25 (15:00) D.Kirkland reported in as eligible. D.Carr pass deep middle intended for A.Cooper INTERCEPTED by A.Bouye at HST 35. A.Bouye to HST 35 for no gain (A.Cooper).

## Houston Texans at 14:51

1-10-HST 35 (14:51) (Shotgun) B.Osweiler pass incomplete short middle to C.Fiedorowicz.

2-10-HST 35 (14:47) B.Osweiler pass incomplete short left to R.Griffin.

3-10-HST 35 (14:44) (Shotgun) B.Osweiler scrambles left end pushed ob at HST 44 for 9 yards (K.Joseph). OAK-P.Riley was injured during the play.

4-1-HST 44 (14:21) J.Prosch up the middle to HST 46 for 2 yards (D.Williams). R10

1-10-HST 46 (13:39) B.Osweiler pass deep left to R.Griffin to OAK 34 for 20 yards (K.Joseph). P11

1-10-OAK 34 (12:52) L.Miller left tackle to OAK 30 for 4 yards (K.Joseph). HST-D.Brown was injured during the play. HST-G.Mancz was injured during the play.

2-6-OAK 30 (12:27) B.Osweiler pass short right to L.Miller to OAK 26 for 4 yards (B.Irvin).

3-2-OAK 26 (11:37) (Shotgun) B.Osweiler pass short middle to B.Miller to OAK 20 for 6 yards (D.Amerson). P12

1-10-OAK 20 (10:56) B.Osweiler pass short right to R.Griffin ran ob at OAK 12 for 8 yards.

*Penalty on OAK-S.Calhoun, Defensive Holding, declined.*

2-2-OAK 12 (10:32) L.Miller up the middle to OAK 9 for 3 yards (S.Calhoun). R13

1-9-OAK 9 (9:50) (Shotgun) B.Osweiler pass short right to B.Miller to OAK 9 for no gain (P.Riley).

2-9-OAK 9 (9:19) (Shotgun) L.Miller left end to OAK 7 for 2 yards (S.Smith).

3-7-OAK 7 (8:42) (Shotgun) B.Osweiler pass incomplete short right to B.Miller.

*PENALTY on OAK-D.Hayden, Defensive Pass Interference, 6 yards, enforced at OAK 7 - No Play.* X14

1-1-OAK 1 (8:37) **D.Brown reported in as eligible. L.Miller left tackle for 1 yard, TOUCHDOWN.** R15

N.Novak extra point is GOOD, Center-J.Weeks, Holder-S.Lechler.

**HST 17 OAK 10, 13 plays, 65 yards, 1 penalty, 6:19 drive, 6:28 elapsed**

N.Novak kicks 65 yards from HST 35 to end zone, Touchback.

## Oakland Raiders at 8:32

1-10-OAK 25 (8:32) (Shotgun) D.Carr pass short middle to J.Olawale to OAK 31 for 6 yards (A.Hal).

2-4-OAK 31 (7:59) D.Washington left tackle to OAK 31 for no gain (J.Clowney).

3-4-OAK 31 (7:19) D.Carr pass short right to M.Crabtree to OAK 37 for 6 yards (B.McKinney). P6

1-10-OAK 37 (6:36) (Shotgun) D.Carr pass short right to A.Cooper to OAK 36 for -1 yards (B.McKinney).

2-11-OAK 36 (5:52) M.Watson reported in as eligible. J.Richard up the middle to OAK 40 for 4 yards (J.Clowney).

3-7-OAK 40 (5:08) (Shotgun) D.Carr pass short right to C.Walford to HST 49 for 11 yards (J.Joseph). P7

*PENALTY on HST-J.Joseph, Unnecessary Roughness, 15 yards, enforced at HST 49.* X8

1-10-HST 34 (4:36) (Shotgun) *PENALTY on OAK-R.Hudson, False Start, 5 yards, enforced at HST 34 - No Play.*

1-15-HST 39 (4:27) (Shotgun) D.Carr pass short middle to L.Murray to HST 32 for 7 yards (B.McKinney).

2-8-HST 32 (3:47) (Shotgun) D.Carr pass incomplete deep middle to M.Crabtree.

3-8-HST 32 (3:39) (Shotgun) D.Carr pass incomplete deep left to M.Crabtree. HST-A.Bouye was injured during the play.

*PENALTY on HST-A.Bouye, Defensive Pass Interference, 24 yards, enforced at HST 32 - No Play.* X9

1-8-HST 8 (3:31) (Shotgun) D.Carr pass incomplete short left to C.Walford (C.Moore).

2-8-HST 8 (3:27) (Shotgun) D.Carr pass short left to S.Roberts to HST 2 for 6 yards (M.Bullough).

3-2-HST 2 (2:46) (Shotgun) D.Carr pass incomplete short middle to D.Washington.

4-2-HST 2 (2:42) **S.Janikowski 20 yard field goal is GOOD, Center-J.Condo, Holder-M.King.**

**HST 17 OAK 13, 12 plays, 73 yards, 2 penalties, 5:53 drive, 12:21 elapsed**

S.Janikowski kicks 65 yards from OAK 35 to end zone, Touchback.

## Houston Texans at 2:39

1-10-HST 25 (2:39) (Shotgun) A.Hunt up the middle to HST 20 for -5 yards (S.McGee).

2-15-HST 20 (1:57) (Shotgun) B.Osweiler pass deep middle to W.Fuller to HST 37 for 17 yards (B.Irvin). P16

1-10-HST 37 (1:11) B.Osweiler pass incomplete short left to B.Miller.

2-10-HST 37 (1:08) (Shotgun) B.Osweiler scrambles right end pushed ob at HST 47 for 10 yards (C.James). R17

1-10-HST 47 (:30) B.Osweiler pass short right to C.Fiedorowicz to OAK 33 for 20 yards (K.Joseph; C.James). P18

Houston Texans vs Oakland Raiders at Estadio Azteca

END OF QUARTER

	Score	Time Poss	First Downs				Efficiencies	
			R	P	X	T	3 Down	4 Down
Houston Texans	17	8:58	4	4	1	9	1/2	1/1
Oakland Raiders	13	6:02	0	2	2	4	2/3	0/0

## Fourth Quarter

11/21/2016

## Play By Play

Houston Texans continued.

- 1-10-OAK 33 (15:00) B.Osweiler pass short right to L.Miller pushed ob at OAK 28 for 5 yards (M.Smith).  
 2-5-OAK 28 (14:27) L.Miller up the middle to OAK 25 for 3 yards (J.Ellis).  
 3-2-OAK 25 (13:43) (Shotgun) L.Miller up the middle to OAK 20 for 5 yards (K.Joseph). R19  
1-10-OAK 20 (13:01) (Shotgun) B.Osweiler pass short left to B.Miller to OAK 14 for 6 yards (S.Smith).  
 2-4-OAK 14 (12:12) *PENALTY on HST-B.Osweiler, Delay of Game, 5 yards, enforced at OAK 14 - No Play.*  
 2-9-OAK 19 (11:51) (Shotgun) B.Osweiler pass short right to K.Mumphery to OAK 11 for 8 yards (D.Williams).  
 3-1-OAK 11 (11:07) B.Osweiler pass incomplete short right to L.Miller.  
 4-1-OAK 11 (10:59) **N.Novak 28 yard field goal is GOOD, Center-J.Weeks, Holder-S.Lechler.**

<b>HST 20 OAK 13, 12 plays, 64 yards, 6:42 drive, 4:03 elapsed</b>
--

N.Novak kicks 65 yards from HST 35 to end zone, Touchback.

## Oakland Raiders at 10:57

- 1-10-OAK 25 (10:57) **D.Carr pass deep right to J.Olawale for 75 yards, TOUCHDOWN.** P10  
 S.Janikowski extra point is GOOD, Center-J.Condo, Holder-M.King.

<b>HST 20 OAK 20, 1 plays, 75 yards, 0:13 drive, 4:16 elapsed</b>
---

S.Janikowski kicks 60 yards from OAK 35 to HST 5. A.Hunt to HST 44 for 39 yards (T.Carrie).

## Houston Texans at 10:44, (1st play from scrimmage 10:35)

- 1-10-HST 44 (10:35) L.Miller right guard to HST 49 for 5 yards (M.Smith). HST-R.Griffin was injured during the play.  
 2-5-HST 49 (10:04) B.Osweiler pass short middle to C.Fiedorowicz to OAK 37 for 14 yards (B.Irvin). HST-C.Fiedorowicz was injured during the play. P20  
1-10-OAK 37 (9:26) B.Osweiler pass incomplete deep right to W.Fuller.  
 2-10-OAK 37 (9:20) L.Miller up the middle to OAK 33 for 4 yards (M.Smith).  
 Timeout #1 by HST at 08:44.  
 3-6-OAK 33 (8:44) (Shotgun) B.Osweiler pass short right to D.Hopkins to OAK 24 for 9 yards (D.Hayden). P21  
1-10-OAK 24 (8:14) (No Huddle) L.Miller right end to OAK 19 for 5 yards (R.Nelson).  
 Timeout #1 by OAK at 07:34.  
 2-5-OAK 19 (7:34) K.Lamm reported in as eligible. L.Miller left end to OAK 16 for 3 yards (S.McGee).  
 3-2-OAK 16 (7:07) (No Huddle) L.Miller left end pushed ob at OAK 15 for 1 yard (M.Smith). Officials to measure for the 1st down - short.  
 4-1-OAK 15 (6:31) A.Hunt left guard to OAK 15 for no gain (M.Smith). Officials to measure for 1st down - Short.  
 Houston challenged the short of the line to gain ruling, and the play was Upheld. The ruling on the field stands. (Timeout #2 at 06:15.)

## Oakland Raiders at 6:15

- 1-10-OAK 15 (6:15) D.Carr pass short right to A.Cooper ran ob at OAK 23 for 8 yards.  
 2-2-OAK 23 (5:47) M.Watson reported in as eligible. L.Murray up the middle to OAK 26 for 3 yards (W.Mercilus). R11  
1-10-OAK 26 (5:07) (Shotgun) D.Carr pass incomplete short left to M.Crabtree.  
 2-10-OAK 26 (5:03) (Shotgun) M.Watson reported in as eligible. D.Carr pass short left to L.Murray to HST 35 for 39 yards (Q.Demps). P12  
1-10-HST 35 (4:51) (Shotgun) **D.Carr pass short left to A.Cooper for 35 yards, TOUCHDOWN.** P13  
 S.Janikowski extra point is GOOD, Center-J.Condo, Holder-M.King.

<b>HST 20 OAK 27, 5 plays, 85 yards, 1:32 drive, 10:17 elapsed</b>
--

S.Janikowski kicks 65 yards from OAK 35 to end zone, Touchback.

## Houston Texans at 4:43

- 1-10-HST 25 (4:43) (Shotgun) B.Osweiler pass short right to C.Fiedorowicz pushed ob at HST 31 for 6 yards (M.Smith).  
 2-4-HST 31 (4:38) (Shotgun) B.Osweiler pass incomplete short right to C.Fiedorowicz.  
 3-4-HST 31 (4:32) (Shotgun) B.Osweiler pass short left to D.Hopkins to HST 39 for 8 yards (D.Hayden). P22  
1-10-HST 39 (4:00) (Shotgun) L.Miller right tackle to HST 44 for 5 yards (B.Irvin).  
 2-5-HST 44 (3:25) (No Huddle, Shotgun) B.Osweiler sacked at HST 40 for -4 yards (B.Irvin).  
*Penalty on HST-C.Clark, Offensive Holding, declined.*  
 3-9-HST 40 (3:19) (Shotgun) B.Osweiler pass short left to K.Mumphery to HST 44 for 4 yards (D.Hayden).  
 4-5-HST 44 (3:13) S.Lechler punts 51 yards to OAK 5, Center-J.Weeks. T.Carrie to OAK 20 for 15 yards (D.Jones).

## Oakland Raiders at 3:02

- 1-10-OAK 20 (3:02) M.Watson reported in as eligible. L.Murray left guard to OAK 23 for 3 yards (Q.Demps).  
 2-7-OAK 23 (2:16) (Shotgun) D.Carr pass deep right to J.Richard to HST 48 for 29 yards (B.McKinney). P14

Two-Minute Warning

**Houston Texans vs Oakland Raiders at Estadio Azteca**

- 1-10-HST 48 (2:00) L.Murray up the middle to HST 44 for 4 yards (B.Cushing).  
Timeout #3 by HST at 01:56.
- 2-6-HST 44 (1:56) M.Watson reported in as eligible. L.Murray up the middle to HST 42 for 2 yards (W.Mercilus).
- 3-4-HST 42 (1:10) L.Murray right tackle to HST 39 for 3 yards (D.Reader).  
*Penalty on OAK-C.Walford, Offensive Holding, declined.*  
Timeout #2 by OAK at 01:04.
- 4-1-HST 39 (1:04) L.Murray left tackle to HST 33 for 6 yards (C.Moore).  
*PENALTY on HST-V.Wilfork, Unnecessary Roughness, 14 yards, enforced at HST 33.*
- 1-10-HST 19 (:58) D.Carr kneels to HST 20 for -1 yards.
- 2-11-HST 20 (:35) D.Carr kneels to HST 21 for -1 yards.

R15  
X16

**END OF QUARTER**

	Score	Time Poss	First Downs				Efficiencies	
			R	P	X	T	3 Down	4 Down
<b>Houston Texans</b>	<b>20</b>	<b>10:13</b>	<b>1</b>	<b>3</b>	<b>0</b>	<b>4</b>	<b>3/6</b>	<b>0/1</b>
<b>Oakland Raiders</b>	<b>27</b>	<b>4:47</b>	<b>2</b>	<b>4</b>	<b>1</b>	<b>7</b>	<b>0/1</b>	<b>1/1</b>

# Miscellaneous Statistics Report

Houston Texans vs Oakland Raiders  
11/21/2016 at Estadio Azteca

## Ten Longest Plays for Houston Texans

Yards	Qtr	Play Start	Play Description
33	2	2-3-OAK 34	(9:44) L.Miller right end for 34 yards, TOUCHDOWN. The Replay Official reviewed the runner was in bounds ruling, and the play was REVERSED. L.Miller right end pushed ob at OAK 1 for 33 yards (K.Joseph).
24	1	3-7-HST 40	(12:33) (Shotgun) B.Osweiler pass short left to D.Hopkins ran ob at OAK 36 for 24 yards.
20	3	1-10-HST 46	(13:39) B.Osweiler pass deep left to R.Griffin to OAK 34 for 20 yards (K.Joseph).
20	3	1-10-HST 47	(:30) B.Osweiler pass short right to C.Fiedorowicz to OAK 33 for 20 yards (K.Joseph; C.James).
18	2	3-2-HST 41	(10:55) (Shotgun) B.Osweiler pass short middle to C.Fiedorowicz to OAK 41 for 18 yards (K.Joseph).
17	3	2-15-HST 20	(1:57) (Shotgun) B.Osweiler pass deep middle to W.Fuller to HST 37 for 17 yards (B.Irvin).
14	1	3-5-OAK 31	(10:32) (Shotgun) B.Osweiler pass short left to S.Anderson to OAK 17 for 14 yards (R.Nelson).
14	2	2-12-HST 9	(5:43) (Shotgun) B.Osweiler pass short middle to C.Fiedorowicz to HST 23 for 14 yards (K.Joseph).
14	4	2-5-HST 49	(10:04) B.Osweiler pass short middle to C.Fiedorowicz to OAK 37 for 14 yards (B.Irvin). HST-C.Fiedorowicz was injured during the play.
13	2	2-7-HST 26	(4:42) (Shotgun) B.Osweiler pass short middle to D.Hopkins to HST 39 for 13 yards (D.Hayden).

## Ten Longest Plays for Oakland Raiders

Yards	Qtr	Play Start	Play Description
75	4	1-10-OAK 25	(10:57) D.Carr pass deep right to J.Olawale for 75 yards, TOUCHDOWN.
39	4	2-10-OAK 26	(5:03) (Shotgun) M.Watson reported in as eligible. D.Carr pass short left to L.Murray to HST 35 for 39 yards (Q.Demps).
35	4	1-10-HST 35	(4:51) (Shotgun) D.Carr pass short left to A.Cooper for 35 yards, TOUCHDOWN.
29	4	2-7-OAK 23	(2:16) (Shotgun) D.Carr pass deep right to J.Richard to HST 48 for 29 yards (B.McKinney).
26	3	3-7-OAK 40	(5:08) (Shotgun) D.Carr pass short right to C.Walford to HST 49 for 11 yards (J.Joseph).
20	4	4-1-HST 39	(1:04) L.Murray left tackle to HST 33 for 6 yards (C.Moore).
17	1	1-10-OAK 21	(4:29) D.Carr pass deep right to C.Walford ran ob at OAK 38 for 17 yards.
17	2	3-7-HST 17	(15:00) (Shotgun) D.Carr pass short middle to J.Richard for 17 yards, TOUCHDOWN.
15	2	1-10-HST 19	(14:47) D.Carr pass short right to A.Cooper to HST 4 for 15 yards (J.Joseph; A.Bouye).
9	1	1-10-OAK 38	(4:16) (No Huddle, Shotgun) D.Carr pass short left to J.Olawale to OAK 47 for 9 yards (B.McKinney).

## Touchdown Scoring Information

		Offense	Defense	Special Teams
<b>VISITOR</b>	Houston Texans	2	0	0
<b>HOME</b>	Oakland Raiders	3	0	0

## Player Scoring Information

Club	Player	TD	Rush TD	Rec TD	KO TD	Punt TD	Int TD	Fum TD	Misc TD	FG	XP	2Pt Rush	2Pt Rec	Sfty	Points
HST	N.Novak	0	0	0	0	0	0	0	0	2	2	0	0	0	8
HST	L.Miller	0	1	0	0	0	0	0	0	0	0	0	0	0	6
HST	B.Miller	0	0	1	0	0	0	0	0	0	0	0	0	0	6
OAK	S.Janikowski	0	0	0	0	0	0	0	0	2	3	0	0	0	9
OAK	A.Cooper	0	0	1	0	0	0	0	0	0	0	0	0	0	6
OAK	J.Olawale	0	0	1	0	0	0	0	0	0	0	0	0	0	6
OAK	J.Richard	0	0	1	0	0	0	0	0	0	0	0	0	0	6

## Possession Detail

	First Half		Second Half		Game	
	Visitor	Home	Visitor	Home	Visitor	Home
	Largest Lead	3	7	7	7	7
Drives Leading	1	1	1	1	2	2
Time of Possession Leading	1:44	2:06	6:42	3:02	8:26	5:08
Largest Deficit	-7	-3	-7	-7	-7	-7
Drives Trailing	1	2	1	2	2	4
Time of Possession Trailing	4:49	6:56	1:41	6:06	6:30	13:02
Times Score Tied Up		1		1		2
Lead Changes		2		2		4

# Playtime Percentage

*Percent of playtime per player on offense, defense and special teams*

## Houston Texans

## Oakland Raiders


		Offense	Defense	Special Teams				Offense	Defense	Special Teams			
C Clark	T	76	100%		4	15%	D Penn	T	53	100%	5	19%	
J Allen	G	76	100%		4	15%	A Howard	T	53	100%	5	19%	
B Osweiler	QB	76	100%				K Osemele	G	53	100%	5	19%	
X Su'a-Filo	G	76	100%				G Jackson	G	53	100%	5	19%	
D Brown	T	75	99%		4	15%	D Carr	QB	53	100%			
G Mancz	C	75	99%				R Hudson	C	53	100%			
D Hopkins	WR	74	97%				A Cooper	WR	42	79%			
B Miller	WR	66	87%		8	31%	M Crabtree	WR	39	74%			
L Miller	RB	57	75%				C Walford	TE	37	70%	5	19%	
C Fiedorowicz	TE	56	74%				L Murray	RB	29	55%			
W Fuller	WR	41	54%				M Rivera	TE	25	47%	5	19%	
R Griffin	TE	35	46%		4	15%	S Roberts	WR	22	42%			
J Prosch	FB	18	24%		12	46%	J Olawale	FB	16	30%	16	62%	
A Hunt	RB	16	21%		12	46%	M Watson	T	14	26%			
K Mumphery	WR	9	12%		5	19%	A Holmes	WR	13	25%	11	42%	
K Lamm	T	6	8%		4	15%	J Richard	RB	12	23%	6	23%	
S Anderson	TE	3	4%		11	42%	D Kirkland	G	8	15%	5	19%	
T Bergstrom	C	1	1%		4	15%	D Washington	RB	4	8%	5	19%	
W Mercilus	LB		51	96%	6	23%	T Jones	RB	2	4%	16	62%	
B McKinney	LB		51	96%	5	19%	J Feliciano	G	2	4%	10	38%	
J Clowney	LB		49	92%	6	23%	R Nelson	FS		76	100%		
Q Demps	SS		45	85%			M Smith	LB		74	97%		
A Bouye	CB		44	83%			K Mack	DE		73	96%	5	19%
J Joseph	CB		43	81%			K Joseph	SS		73	96%		
A Hal	FS		39	74%	6	23%	D Amerson	CB		72	95%		
B Cushing	LB		37	70%			S Smith	CB		72	95%		
K Jackson	CB		32	60%			B Irvin	LB		69	91%	5	19%
D Reader	NT		30	57%	8	31%	P Riley	LB		49	64%		
V Wilfork	NT		30	57%	5	19%	D Autry	DE		45	59%	5	19%
J Heath	DE		28	53%	1	4%	J Ward	DE		44	58%		
C Covington	DE		24	45%	9	35%	D Hayden	CB		40	53%	8	31%
C Moore	FS		20	38%	22	85%	D Williams	DT		32	42%	5	19%
A Smith	DE		16	30%			C James	LB		31	41%	16	62%
E Pleasant	SS		14	26%	6	23%	J Ellis	NT		29	38%		
J Simon	LB		10	19%	2	8%	S McGee	DT		25	33%	5	19%
M Bullough	LB		8	15%	17	65%	D Latham	NT		20	26%	10	38%
C James	CB		6	11%	20	77%	S Calhoun	LB		10	13%	16	62%
A Dent	LB		6	11%	17	65%	T Carrie	CB		2	3%	12	46%
B Peters	LB				21	81%	D Bates	LB				21	81%
R Nelson	CB				18	69%	N Allen	SS				21	81%
D Jones	FS				16	62%	B Trawick	FS				16	62%
N Novak	K				9	35%	K McGill	FS				15	58%
S Lechler	P				7	27%	S Janikowski	K				11	42%
J Weeks	LS				7	27%	J Condo	LS				8	31%
T Ervin	RB				6	23%							





# RAIDERS

NO	NAME	POS
4	Derek Carr	QB
7	Marquette King	P
8	Connor Cook	QB
10	Seth Roberts	WR
11	Sebastian Janikowski	K
14	Matt McGloin	QB
15	Michael Crabtree	WR
16	Johnny Holton	WR
18	Andre Holmes	WR
20	Nate Allen	S
21	Sean Smith	CB
22	Taiwan Jones	RB
23	Dexter McDonald	CB
25	DJ Hayden	CB
27	Reggie Nelson	S
28	Lataivus Murray	RB
29	David Amerson	CB
30	Jalen Richard	RB
32	Antonio Hamilton	CB
33	DeAndré Washington	RB
38	TJ Carrie	CB
39	Keith McGill II	DB
41	Brynden Trawick	S
42	Karl Joseph	S
49	Jamize Olawale	FB/RB
51	Bruce Irvin	LB
52	Khalil Mack	DE
53	Malcolm Smith	LB
54	Perry Riley Jr.	LB
56	Daren Bates	LB
57	Cory James	LB
59	Jon Condo	LS
61	Rodney Hudson	C
66	Gabe Jackson	G
70	Kelechi Osemele	G/T
71	Menelik Watson	T
72	Donald Penn	T
73	Matt McCants	T
74	Vadal Alexander	G
75	Darius Latham	DT
76	Jon Feliciano	G/C
77	Austin Howard	T
78	Justin Ellis	DT
79	Denver Kirkland	G
81	Mychal Rivera	TE
85	Ryan O'Malley	TE
88	Clive Walford	TE
89	Amari Cooper	WR
90	Dan Williams	DT
91	Shilique Calhoun	LB
92	Stacy McGee	DT
95	Jihad Ward	DL
96	Denico Autry	DL



## OAKLAND RAIDERS (7-2) VS. HOUSTON TEXANS (6-3)

### MONDAY, NOVEMBER 21, 2016 - 7:30 P.M. - ESTADIO AZTECA

#### RAIDERS OFFENSE

WR	15	Michael Crabtree	10	Seth Roberts
LT	72	Donald Penn	73	Matt McCants
LG	70	Kelechi Osemele	76	Jon Feliciano
C	61	Rodney Hudson	76	Jon Feliciano
RG	66	Gabe Jackson	74	Vadal Alexander
RT	71	Menelik Watson	77	Austin Howard
TE	88	Clive Walford	81	Mychal Rivera
WR	89	Amari Cooper	18	Andre Holmes
QB	4	Derek Carr	14	Matt McGloin
RB	28	Lataivus Murray	22	Taiwan Jones
FB	49	Jamize Olawale	30	Jalen Richard

#### RAIDERS DEFENSE

DE	95	Jihad Ward	96	Denico Autry
DT	92	Stacy McGee	75	Darius Latham
NT	90	Dan Williams	78	Justin Ellis
DE	52	Khalil Mack	95	Jihad Ward
SLB	51	Bruce Irvin	91	Shilique Calhoun
MLB	54	Perry Riley Jr.	57	Cory James
WLB	53	Malcolm Smith	56	Daren Bates
LCB	29	David Amerson	25	DJ Hayden
RCB	21	Sean Smith	38	TJ Carrie
FS	27	Reggie Nelson	20	Nate Allen
SS	42	Karl Joseph	39	Keith McGill II

#### TEXANS DEFENSE

RDE	95	Christian Covington	94	Antonio Smith
NT	75	Vince Wilfork	98	D.J. Reader
LDE	90	Jadeveon Clowney	93	Joel Heath
SAM	59	Whitney Mercilus	92	Brandon Dunn
MIKE	56	Brian Cushing	53	Max Bullough
WILL	55	Benardrick McKinney	52	Brian Peters
JACK	51	John Simon	89	Stephen Anderson
LCB	25	Kareem Jackson	31	Charles James
RCB	24	Johnathan Joseph	21	A.J. Bouye
FS	29	Andre Hal	43	Corey Moore
SS	27	Quintin Demps	35	Eddie Pleasant
			20	Don Jones

#### RAIDERS SPECIALISTS

P	7	Marquette King
K	11	Sebastian Janikowski
H	7	Marquette King
LS	59	Jon Condo
KR	22	Taiwan Jones
PR	38	TJ Carrie
	33	DeAndré Washington
	16	Johnny Holton
	33	DeAndré Washington
	30	Jalen Richard

*Underline: Rookie* [Brackets]: Injured

#### TEXANS OFFENSE

WR	10	DeAndre Hopkins	11	Jaelen Strong	12	Keith Mumphery
LT	76	Duane Brown	63	Kendall Lamm		
LG	71	Xavier Su'a-Filo	78	Oday Aboushi		
C	65	Greg Mancz	68	Tony Bergstrom		
RG	79	Jeff Allen	73	Josh Walker		
RT	74	Chris Clark				
TE	87	C.J. Fiedorowicz	84	Ryan Griffin		
WR	15	Will Fuller V	13	Braxton Miller		
QB	17	Brock Osweiler	3	Tom Savage		
FB	45	Jay Prosch				
RB	26	Lamar Miller	28	Alfred Blue	41	Jonathan Grimes
	34	Tyler Ervin	33	Akeem Hunt		

#### TEXANS SPECIALISTS

PK	8	Nick Novak		
P	9	Shane Lechler		
LS	46	Jon Weeks		
KR	34	Tyler Ervin	13	Braxton Miller
PR	34	Tyler Ervin	13	Braxton Miller
H	9	Shane Lechler		

*Underline: Rookie* [Brackets]: Injured

#### INACTIVES

- \_\_\_\_\_
- \_\_\_\_\_
- \_\_\_\_\_
- \_\_\_\_\_
- \_\_\_\_\_
- \_\_\_\_\_
- \_\_\_\_\_
- \_\_\_\_\_

#### OFFICIALS

- REFEREE - Tony Corrente (99)  
 UMPIRE - Dan Ferrell (64)  
 HEAD LINESMAN - Patrick Turner (13)  
 LINE JUDGE - Bart Longson (2)
- FIELD JUDGE - Buddy Horton (82)  
 SIDE JUDGE - Rob Vernatchi (75)  
 BACK JUDGE - Todd Prukop (30)  
 REPLAY OFFICIAL - Russell Yurk

#### INACTIVES

- \_\_\_\_\_
- \_\_\_\_\_
- \_\_\_\_\_
- \_\_\_\_\_
- \_\_\_\_\_
- \_\_\_\_\_
- \_\_\_\_\_
- \_\_\_\_\_

HOUSTON	TEXANS	NO	NAME	POS
		3	Tom Savage	QB
		5	Brandon Weeden	QB
		8	Nick Novak	K
		9	Shane Lechler	P
		10	DeAndre Hopkins	WR
		11	Jaelen Strong	WR
		12	Keith Mumphery	WR
		13	Braxton Miller	WR
		15	Will Fuller V	WR
		17	Brock Osweiler	QB
		20	Don Jones	S
		21	A.J. Bouye	CB
		24	Johnathan Joseph	CB
		25	Kareem Jackson	CB
		26	Lamar Miller	RB
		27	Quintin Demps	S
		28	Alfred Blue	RB
		29	Andre Hal	S
		31	Charles James	CB
		32	Robert Nelson	CB
		33	Akeem Hunt	RB
		34	Tyler Ervin	RB
		35	Eddie Pleasant	S
		41	Jonathan Grimes	RB
		43	Corey Moore	S
		45	Jay Prosch	FB
		46	Jon Weeks	LS
		50	Akeem Dent	ILB
		51	John Simon	OLB
		52	Brian Peters	ILB
		53	Max Bullough	ILB
		55	Benardrick McKinney	ILB
		56	Brian Cushing	ILB
		59	Whitney Mercilus	OLB
		63	Kendall Lamm	T
		65	Greg Mancz	C
		68	Tony Bergstrom	C
		71	Xavier Su'a-Filo	G
		73	Josh Walker	G
		74	Chris Clark	T
		75	Vince Wilfork	NT
		76	Duane Brown	T
		78	Oday Aboushi	G
		79	Jeff Allen	G
		84	Ryan Griffin	TE
		87	C.J. Fiedorowicz	TE
		89	Stephen Anderson	TE
		90	Jadeveon Clowney	DE
		92	Brandon Dunn	DE
		93	Joel Heath	DE
		94	Antonio Smith	DE
		95	Christian Covington	DE
		98	D.J. Reader	NT

# OAKLAND RAIDERS



NO	NAME	POS	HT	WT	AGE	EXP	COLLEGE
4	Derek Carr	QB	6-3	215	25	3	Fresno State
7	Marquette King	P	6-0	195	28	5	Fort Valley State
8	Connor Cook	QB	6-4	217	23	R	Michigan State
10	Seth Roberts	WR	6-2	195	25	2	West Alabama
11	Sebastian Janikowski	K	6-1	265	38	17	Florida State
14	Matt McGloin	QB	6-1	210	26	4	Penn State
15	Michael Crabtree	WR	6-1	215	29	8	Texas Tech
16	Johnny Holton	WR	6-1	188	25	R	Cincinnati
18	Andre Holmes	WR	6-4	210	28	5	Hillsdale
20	Nate Allen	S	6-0	210	28	7	South Florida
21	Sean Smith	CB	6-3	220	29	8	Utah
22	Taiwan Jones	RB	6-0	195	28	6	Eastern Washington
23	Dexter McDonald	CB	6-1	200	24	2	Kansas
25	DJ Hayden	CB	5-11	190	26	4	Houston
27	Reggie Nelson	S	5-11	210	33	10	Florida
28	Lataavius Murray	RB	6-3	230	26	4	UCF
29	David Amerson	CB	6-1	205	24	4	North Carolina State
30	Jalen Richard	RB	5-8	207	23	R	Southern Mississippi
32	Antonio Hamilton	CB	6-0	188	23	R	South Carolina State
33	DeAndre Washington	RB	5-8	204	23	R	Texas Tech
38	TJ Carrie	CB	6-0	205	26	3	Ohio
39	Keith McGill II	DB	6-3	210	27	3	Utah
41	Brynden Trawick	S	6-2	225	27	4	Troy
42	Karl Joseph	S	5-10	207	23	R	West Virginia
49	Jamize Olawale	FB/RB	6-1	240	27	4	North Texas
51	Bruce Irvin	LB	6-3	250	29	5	North Texas
52	Khalil Mack	DE	6-3	250	25	3	West Virginia
53	Malcolm Smith	LB	6-0	225	27	6	Buffalo
54	Perry Riley Jr.	LB	6-0	240	28	7	USC
56	Daren Bates	LB	5-11	225	25	4	LSU
57	Cory James	LB	6-1	229	23	R	Auburn
59	Jon Condo	LS	6-3	240	35	10	Maryland
61	Rodney Hudson	C	6-2	300	27	6	Florida State
66	Gabe Jackson	G	6-3	335	25	3	Mississippi State
70	Kelechi Osemele	G/T	6-5	330	27	5	Iowa State
71	Menelik Watson	T	6-5	315	27	4	Florida State
72	Donald Penn	T	6-4	315	33	11	Utah State
73	Matt McCants	T	6-6	310	27	4	UAB
74	Vadal Alexander	G	6-5	326	22	R	LSU
75	Darius Latham	DT	6-4	306	22	R	Indiana
76	Jon Feliciano	G/C	6-4	325	24	2	Miami (Fla.)
77	Austin Howard	T	6-7	330	29	7	Northern Iowa
78	Justin Ellis	DT	6-2	335	25	3	Louisiana Tech
79	Denver Kirkland	G	6-4	335	22	R	Arkansas
81	Mychal Rivera	TE	6-3	245	26	4	Tennessee
85	Ryan O'Malley	TE	6-6	258	23	R	Pennsylvania
88	Clive Walford	TE	6-4	250	25	2	Miami (Fla.)
89	Amari Cooper	WR	6-1	210	22	2	Alabama
90	Dan Williams	DT	6-2	330	29	7	Tennessee
91	Shilique Calhoun	LB	6-4	251	24	R	Michigan State
92	Stacy McGee	DT	6-3	310	26	4	Oklahoma
95	Jihad Ward	DL	6-5	297	22	R	Illinois
96	Denico Autry	DL	6-5	270	26	3	Mississippi State

### PRONUNCIATION

Vadal Alexander	.....vuh-DOLL	Khalil Mack	.....KAH-lee	Jalen Richard	.....JAY-lee-ree-SHARD
Denico Autry	.....duh-NEE-co	Lataavius Murray	.....lah-TAY-vee-us	Mychal Rivera	.....MIKE-ul
Shilique Calhoun	.....shuh-LEEK	Jamize Olawale	.....juh-MAZE	Brynden Trawick	.....BREHN-dun
Jon Feliciano	.....fuh-LEE-see-ah-no		oh-lah-WALL-lee		TRAH-wick
Sebastian Janikowski	.....jan-ah-COW-skee	Kelechi Osemele	.....kah-LETC-hee	Jihad Ward	.....juh-HODD
			oh-SEM-uh-lee	Menelik Watson	.....MEN-ah-lick

## OAKLAND RAIDERS COACHING STAFF

**Jack Del Rio (Head Coach)**  
Bill Musgrave (offensive coordinator), Ken Norton, Jr. (defensive coordinator), Brad Seely (special teams coordinator), Sam Anno (defensive assistant), Todd Downing (quarterbacks), Darryl Eto (assistant strength and conditioning), Jethro Franklin (defensive line), Joe Gomez (head strength and conditioning), Tim Holt (assistant offensive line), Nick Holz (quality control - offense), Bobby Johnson (tight ends), Kevin Kijowski (strength and conditioning assistant), Wes Miller (strength and conditioning assistant), Rob Moore (wide receivers), Bernie Parmalee (running backs), Jake Peetz (assistant quarterbacks), Marcus Robertson (defensive backs), Tracy Smith (assistant special teams), Travis Smith (quality control - defense), Sal Sunseri (linebackers), Brent Vasselmeier (linebackers), Rod Woodson (assistant defensive backs).

# HOUSTON TEXANS



NO	NAME	POS	HT	WT	AGE	EXP	COLLEGE
3	Tom Savage	QB	6-4	230	26	3	Pittsburgh
5	Brandon Weeden	QB	6-4	230	33	5	Oklahoma State
8	Nick Novak	K	6-0	200	35	9	Maryland
9	Shane Lechler	P	6-2	230	40	17	Texas A&M
10	DeAndre Hopkins	WR	6-1	215	24	4	Clemson
11	Jaelen Strong	WR	6-2	205	22	2	Arizona State
12	Keith Humphrey	WR	6-0	210	24	2	Michigan State
13	Braxton Miller	WR	6-1	205	23	R	Ohio State
15	Will Fuller V	WR	6-0	180	22	R	Notre Dame
17	Brock Osweiler	QB	6-8	235	25	5	Arizona State
20	Don Jones	S	5-11	195	26	4	Arkansas State
21	A.J. Bouye	CB	6-0	190	25	4	Central Florida
24	Johnathan Joseph	CB	5-11	185	32	11	South Carolina
25	Kareem Jackson	CB	5-10	185	28	7	Alabama
26	Lamar Miller	RB	5-10	220	25	5	Miami (Fla.)
27	Quintin Demps	S	5-11	210	31	9	Texas-El Paso
28	Alfred Blue	RB	6-2	225	25	3	LSU
29	Andre Hal	S	5-10	195	24	3	Vanderbilt
31	Charles James	CB	5-9	185	26	3	Charleston Southern
32	Robert Nelson	CB	5-10	170	26	2	Arizona State
33	Akeem Hunt	RB	5-10	200	23	2	Purdue
34	Tyler Ervin	RB	5-10	185	23	R	San Jose State
35	Eddie Pleasant	S	5-10	200	27	4	Oregon
41	Jonathan Grimes	RB	5-10	210	26	4	William & Mary
43	Corey Moore	S	6-2	200	23	1	Georgia
45	Jay Prosch	FB	6-1	255	24	3	Auburn
46	Jon Weeks	LS	5-10	250	30	7	Baylor
50	Akeem Dent	ILB	6-1	250	29	6	Georgia
51	John Simon	OLB	6-1	260	26	4	Ohio State
52	Brian Peters	ILB	6-4	240	28	2	Northwestern
53	Max Bullough	ILB	6-3	245	24	2	Michigan State
55	Benardrick McKinney	ILB	6-4	260	23	2	Mississippi State
56	Brian Cushing	ILB	6-3	255	29	8	Southern California
59	Whitney Mercilus	OLB	6-4	265	26	5	Illinois
63	Kendall Lamm	T	6-6	310	24	2	Appalachian State
65	Greg Mancz	C	6-4	310	23	2	Toledo
68	Tony Bergstrom	C	6-5	310	30	5	Utah
71	Xavier Su'a-Filo	G	6-4	320	25	3	UCLA
73	Josh Walker	G	6-5	328	25	2	Middle Tennessee St.
74	Chris Clark	T	6-5	305	31	7	Southern Miss.
75	Vince Wilfork	NT	6-2	325	35	13	Miami (Fla.)
76	Duane Brown	T	6-4	315	31	9	Virginia Tech
78	Oday Aboushi	G	6-5	315	25	4	Virginia
79	Jeff Allen	G	6-4	325	26	5	Illinois
84	Ryan Griffin	TE	6-6	265	26	4	Connecticut
87	C.J. Fiedorowicz	TE	6-5	265	25	3	Iowa
89	Stephen Anderson	TE	6-2	235	23	R	California
90	Jadeveon Clowney	DE	6-5	270	23	3	South Carolina
92	Brandon Dunn	DE	6-2	310	24	2	Louisville
93	Joel Heath	DE	6-6	300	23	R	Michigan State
94	Antonio Smith	DE	6-3	290	35	12	Oklahoma State
95	Christian Covington	DE	6-2	305	23	2	Rice
98	D.J. Reader	NT	6-3	335	22	R	Clemson

### PRONUNCIATION

Oday Aboushi	.....OH-day ah-BOO-she	C.J. Fiedorowicz	.....feh-DOR-uh-wits	Whitney Mercilus	.....MER-sih-lus
A.J. Bouye	.....boy-YAY	DeAndre Hopkins	.....D-andre	Jay Prosch	.....PRAWSH
Jadeveon Clowney	.....juh-DEV-ee-on	Greg Mancz	.....MANTS	Xavier Su'a-Filo	.....SOO-ah-fee-ilo

## HOUSTON TEXANS COACHING STAFF

**Bill O'Brien (Head Coach)**  
Romeo Crennel (defensive coordinator), George Godsey (offensive coordinator), Larry Izzo (special teams coordinator), Brian Bell (assistant strength and conditioning), Jim Bernhardt (director of football research), Shane Bowen (defensive assistant), John Butler (secondary), Doug Colman (assistant special teams), Mike Devlin (offensive line), Craig Fitzgerald (head strength and conditioning), Ian Jones (assistant strength and conditioning), Tim Kelly (assistant offensive line/offensive quality control), Will Lawing (defensive quality control), Charles London (running backs), Anthony Midget (assistant secondary), Pat O'Hara (offensive secondary), Sean Ryan (wide receivers), Mike Vrabel (linebackers), Anthony Weaver (defensive line).



nrg stadium

WE ARE TEXANS

WE ARE TEXANS

# PLAYER BIOS



## ODAY ABOUSHI

GUARD | 6-5 | 315 | VIRGINIA

Hometown: Brooklyn, N.Y. | 4th NFL Season | 2nd with Texans | Age: 25  
 Acquired: W-15 (NYJ) | 2016 GP/GS: 1/1 | Career GP/GS (Playoffs): 23/16 (0/0)  
 Teams: N.Y. Jets 2013-15; Houston 2015-16

# 78

### TRANSACTIONS:

Selected by the New York Jets with the eighth pick in the fifth round (141st overall) of the 2013 NFL Draft...Waived by the Jets on Sept. 15, 2015...Claimed off waivers by the Houston Texans on Sept. 16, 2015.

### CAREER:

- Started in a career-high 10 games in 2014 after replacing an injured Brian Winters at left guard with the N.Y. Jets
- As a rookie fifth-round selection in 2013, earned a place on the N.Y. Jets' 53-man roster for the entire season, but was inactive for all 16 games
- Played under current Texans Offensive Line Coach Mike Devlin with the N.Y. Jets from 2013-14

### 2016 (Houston 1/1):

- Inactive for Weeks 1-5
- Started at right guard in place of G Jeff Allen and helped pave the way for RB Lamar Miller's 149-yard rushing performance vs. Indianapolis (10/16) in Week 6
- Inactive for Weeks 7 and 8
- Active but did not play in Week 10 at Jacksonville (11/13)
- Inactive for Week 11 at Oakland (11/21)

### 2015 (Houston 7/5, 0/0):

- Played in seven games, making five starts for the Texans after being claimed off waivers from the N.Y. Jets on Sept. 16
- Inactive in Week 2 at Carolina (9/20)
- Made his first start for the team at left guard in Week 3 vs. Tampa Bay (9/27)
- Inactive in Weeks 10-12
- Started at right guard at Buffalo (12/6)
- Inactive in Weeks 14-17
- Was active but did not play in the AFC Wild Card Game vs. Kansas City (1/9/16)

### 2014 (N.Y. Jets 15/10):

- Started in 10 games (Week 7 through Week 17) and helped block for the third-best rushing offense in the NFL
- Part of an offensive line that helped the offense register 494 total yards, including 104 on the ground at Miami (12/28)
- Protected QB Geno Smith who threw for a career-best 358 yards, three touchdowns and a perfect 158.3 passer rating at Miami (12/28)
- Part of an offensive line that helped the team gain 277 total rushing yards on 49 attempts (5.7 avg.) which ranks eighth-most in Jets history vs. Miami (12/1)
- Registered career-high playtime when he stepped in for injured LG Brian Winters in the third quarter and finished the game vs. Denver (10/12)
- Saw his first NFL action at guard in the second quarter at Green Bay (9/14)
- Drew his first start at left guard on Thursday Night Football at New England (10/16)

### 2013 (N.Y. Jets 0/0):

- Played in all four preseason games but no regular season games

### COLLEGE:

- Played four seasons (2009-12) at the University of Virginia in Charlottesville, Va., where he started 37-of-43 games on the offensive line
- As a senior, named to the All-ACC first-team after starting all 12 games and averaging more than 10 knockdown blocks at left tackle
- Served as a team captain
- Started all 13 games as a junior, earning All-ACC second-team honors and leading an offensive line that limited opponents to 16.0 sacks

### PERSONAL:

- As a senior at Xaverian High School in Brooklyn, N.Y., earned second-team all-state honors as an offensive lineman
- Also recorded 70 tackles and 7.0 sacks playing on defense
- The ninth of 10 children
- Honored by Secretary of State Clinton in September of 2011 with about a dozen other Muslim athletes at a reception in Washington D.C., commemorating Eid ul-Fitr
- In December of 2012, helped victims of Superstorm Sandy
- Twitter: @Oday\_Aboushi75

## CAREER STATISTICS

### REGULAR SEASON GAMES PLAYED/STARTED (PLAYOFFS):

2013 N.Y. Jets: 0/0 (0/0)  
 2014 N.Y. Jets: 15/10 (0/0)  
 2015 N.Y. Jets/Houston: 7/5 (0/0)  
 2016 Houston: 1/1  
**TOTAL: 23/16 (0/0)**



## JEFF ALLEN

GUARD | 6-4 | 325 | ILLINOIS

Hometown: Chicago, Ill. | 5th NFL Season | 1st with Texans | Age: 26  
 Acquired: UFA-'16 (KC) | 2016 GP/GS: 9/9 | Career GP/GS (Playoffs): 53/45 (3/3)  
 Teams: Kansas City 2012-15; Houston 2016

# 79

### TRANSACTIONS:

Selected by the Kansas City Chiefs with the 12th pick in the second round (44th overall) of the 2012 NFL Draft...Signed by the Houston Texans as an unrestricted free agent on March 10, 2016.

### CAREER:

- Fifth-year offensive lineman played in 44 games (36 starts) at left guard and right tackle with the Kansas City Chiefs from 2012-15
- Also started three postseason contests at left guard
- Joined the Texans in 2016 and took over as the starting right guard

### 2016 (Houston 9/9):

- Made his first career start at right guard in his Texans debut and helped pave the way for RB Lamar Miller's 106-yard rushing performance vs. Chicago (9/11)
- Started at right guard vs. Kansas City (9/18) in Week 2, at New England (9/22) in Week 3 and vs. Tennessee (10/2) in Week 4
- Opened at right guard at Minnesota (10/9) in Week 5 but missed most of the second half with an injury
- Inactive for Week 6 vs. Indianapolis (10/16) with an injury
- Returned to his starting right guard post at Denver (10/24) in Week 7
- Started at right guard in Weeks 8-11

### 2015 (Kansas City 12/8, 2/2):

- Started at right tackle in Week 7 vs. Pittsburgh (10/25)
- Started at left guard in Weeks 8-13 and Weeks 16-17
- Helped the Chiefs finish second in the AFC in rushing yards in the regular season
- Started at left guard in the AFC Wild Card Game at Houston (1/9/16) and AFC Divisional Game at New England (1/16/16)

### 2014 (Kansas City 1/1):

- Started at right tackle vs. Tennessee (9/7) in Week 1
- Placed on the Reserve/Injured List with an elbow injury on Sept. 12 and missed the rest of the season

### 2013 (Kansas City 15/14, 1/1):

- Started at left guard in Weeks 1-3 and Weeks 5-16
- Saw action in Week 17 at San Diego (12/29)
- Helped the Chiefs finish fourth in the AFC in rushing yards in the regular season
- Started at left guard in the Wild Card Game at Indianapolis (1/4/14)

### 2012 (Kansas City 16/13):

- Saw his first NFL action on special teams vs. Atlanta (9/9) in Week 1
- Started his first career contest vs. San Diego (9/30) in Week 4
- Went on to start at left guard in Weeks 5-17 for the Chiefs

### COLLEGE:

- Played four seasons (2008-11) at the University of Illinois in Champaign, Ill.
- Appeared in 49 games for the Illini, closing out his career with 47 consecutive starts - nine at right tackle and 38 at left tackle - a mark that is tied for third-best in school history
- Finished his career with 336 knockdowns and 49 touchdown-resulting blocks

### PERSONAL:

- Attended King High School in Chicago, earning 2007 *Chicago Sun Times* All-Public League Team honors and was named to the Champaign News-Gazette Special Mention All-State team, in addition to garnering Prep Star All-Region accolades
- Ranked among the top 30 players in the state of Illinois by Rivals.com as the four-year two-way starter recorded 97 tackles and 2.0 sacks as a senior
- Also blocked a punt for a touchdown, the only score of his career

## CAREER STATISTICS

### REGULAR SEASON GAMES PLAYED/STARTED (PLAYOFFS):

2012 Kansas City: 16/13 (0/0)  
 2013 Kansas City: 15/14 (1/1)  
 2014 Kansas City: 1/1 (0/0)  
 2015 Kansas City: 12/8 (2/2)  
 2016 Houston: 9/9  
**TOTAL: 53/45 (3/3)**



## STEPHEN ANDERSON

TIGHT END | 6-2 | 235 | CALIFORNIA

Hometown: San Jose, Calif. | Rookie | Age: 23  
 Acquired: CFA-'16 | 2016 GP/GS: 7/0 | Career GP/GS (Playoffs): 7/0 (0/0)  
 Teams: Houston 2016

# 89

### TRANSACTIONS:

Signed by the Houston Texans as a college free agent on May 5, 2016.

### 2016 (Houston 7/0):

- Became the first rookie tight end in franchise history to record a reception in a season opener when he hauled in three passes for 25 yards vs. Chicago (9/11)
- Caught two passes for 15 yards vs. Kansas City (9/18)
- Inactive for Week 4 vs. Tennessee (10/2), Week 5 at Minnesota (10/9) and Week 6 vs. Indianapolis (10/16) with an injury
- Returned to game action and saw time on offense and special teams at Denver (10/24) in Week 7
- Hauled in two passes for 17 yards vs. Detroit (10/30)
- Scored his first career touchdown on a 7-yard pass from QB Brock Osweiler in the third quarter and recorded his first career special teams tackle at Jacksonville (11/13) in Week 10
- Logged one reception for 14 yards at Oakland (11/21) in Week 11

### CAREER AT CALIFORNIA:

- Played four seasons (2012-15) at the University of California, Berkeley after redshirting the 2011 campaign
- Played in 37 games and made 25 starts
- Finished his career with 101 receptions for 1,260 yards receiving and seven touchdown receptions with all of the stats coming over his final three years
- Earned both honorable mention All-Pac-12 selection of the league's coaches and Cal's Ken Cotton Award as the team's Most Courageous Player as a junior and senior
- Had career highs of 46 receptions, 661 yards receiving and five touchdown catches as a 2014 junior despite missing the first two games due to injury
- Registered a career-high nine catches for 117 yards at Oregon State as a junior after an earlier contest the same season in which he recorded a previous career-best seven catches for a career-high 136 yards and one touchdown against Colorado, with the single scoring grab one of seven times in which he had a single touchdown reception to equal a career best
- Posted the longest catch of his career when he hauled in a 75-yard touchdown pass from Jared Goff against Colorado as a junior
- Has at least two catches in each of his last 10 games as a junior and then for another string of eight straight games at one point during his senior season
- Had five career tackles and one fumble recovery with the latter coming during his senior season against Grambling State
- Participated in the 2016 NFL Scouting Combine February 23-29 at Lucas Oil Stadium in Indianapolis

### 2015 (California):

- Played in all 13 games and led all Cal receivers with 12 starts as he contributed 41 receptions for 474 yards receiving with two touchdown catches to earn honorable mention All-Pac-12 honors from the league's coaches
- Earned Cal's Ken Cotton Award for the team's Most Courageous Player for the second consecutive season
- Had at least one catch in 12 of 13 contests
- Recorded a season-high-tying six receptions for a season-high 99 yards at Utah, while he equaled the season-high six catches for 56 yards at Texas
- Picked up his touchdown receptions in back-to-back contests against USC (3-25, touchdown) and at Oregon (3-23, touchdown)
- Posted single tackles vs. San Diego State and USC, while his fumble recovery came against Grambling State
- A preseason national honors candidate for several awards including the John Mackey Award and the Burlsworth Trophy

### 2014 (California):

- Third-team All-Pac-12 selection by College Sports Madness and an honorable mention pick of the league's coaches
- Played in 10 games with eight starts including each of the last six contests and totaled career highs of 46 receptions, 661 yards receiving and five touchdown catches
- Earned Cal's Ken Cotton Award for the team's Most Courageous Player and was Cal's

## 2016 STATISTICS

REGULAR SEASON				RECEIVING					RUSHING				
Date	Opp	GP	GS	Rec	Yds	Avg	Lg	TD	Att	Yds	Avg	Lg	TD
9/11	CHI	1	0	3	25	8.3	12	0	0	0	0.0	0	0
9/18	KC	1	0	2	15	7.5	8	0	0	0	0.0	0	0
9/22	at NE	1	0	0	0	0.0	0	0	0	0	0.0	0	0
10/2	TEN	-	-	-	-	-	-	-	-	-	-	-	-
10/9	at MIN	-	-	-	-	-	-	-	-	-	-	-	-
10/16	IND	-	-	-	-	-	-	-	-	-	-	-	-
10/24	at DEN	1	0	0	0	0.0	0	0	0	0	0.0	0	0
10/30	DET	1	0	2	17	8.5	10	0	0	0	0.0	0	0
11/13	at JAX	1	0	1	7	7.0	7	1	0	0	0.0	0	0
11/21	at OAK	1	0	1	14	14.0	14	0	0	0	0.0	0	0
11/27	SD	-	-	-	-	-	-	-	-	-	-	-	-
12/4	at GB	-	-	-	-	-	-	-	-	-	-	-	-
12/11	at IND	-	-	-	-	-	-	-	-	-	-	-	-
12/18	JAX	-	-	-	-	-	-	-	-	-	-	-	-
12/24	CIN	-	-	-	-	-	-	-	-	-	-	-	-
1/1/17	at TEN	-	-	-	-	-	-	-	-	-	-	-	-
<b>Totals</b>		<b>7</b>	<b>0</b>	<b>9</b>	<b>78</b>	<b>8.7</b>	<b>14</b>	<b>1</b>	<b>0</b>	<b>0</b>	<b>0.0</b>	<b>0</b>	<b>0</b>

### ADDITIONAL STATISTICS

Special Teams Tackles: 1

### nominee for the Burlsworth Trophy

- Led the team with an average of 66.1 receiving yards per game, while ranking second on the club in receiving yards, fourth in receptions, fourth in yards per reception (14.4) that was the best of any Pac-12 receiver in the top 10 in receptions or receiving yards per game, tied for fourth in touchdown catches, fifth with 661 all-purpose yards (all receiving), sixth with five touchdowns overall and seventh in total points (30) despite missing the first two games with an injury
- Among conference and national leaders in receiving yards per game (No. 11 Pac-12, No. 70 NCAA), yards per reception (No. 13 Pac-12, No. 112 NCAA), receptions per game (4.6, No. 15 Pac-12, No. 90 NCAA) and receiving yards (No. 17 Pac-12, No. 123 NCAA)
- Had the two biggest games of his career at Oregon State with a career-high nine receptions and 117 yards receiving and vs. Colorado with seven receptions, a career-high 136 yards receiving and a 75-yard touchdown catch from Jared Goff that was the longest reception of his career, leading Cal in receptions and receiving yards in both contests
- Picked up at least two catches in each of the 10 games he played in
- Recorded the first touchdown catch of his career in the first game of the season he played in during the third contest of the year at Arizona
- Had a career-high three tackles with a single-game career-high two vs. Stanford and one against BYU

### 2013 (California):

- Recorded 14 receptions and 125 yards receiving over 10 games and five starts
- Had a season-high three catches for 22 yards to put up the first numbers other than participation in his career against Portland State, while his 30 receiving yards on two catches against Washington State were a season high
- Registered at least one catch in eight consecutive games he played in

### 2012 (California):

- Saw the first action of his collegiate career, participating in four games off the bench against Southern Utah, at USC, vs. Arizona State and at Oregon State
- On the receiving end of a 75-yard touchdown pass from Austin Hinder on the final play of the spring game but his Blue team lost 21-20 to the Gold squad when it failed to convert on an ensuing two-point conversion attempt
- Led all players with 96 yards receiving on two catches in the spring game with a 21-yard reception in addition to the 75-yard scoring strike

### 2011 (California):

- Redshirted and did not play

### PERSONAL:

- Had a strong 2010 senior season at Piedmont Hills High School in San Jose, Calif., making

## STEPHEN ANDERSON

83 catches for 1,340 yards receiving and 14 touchdown receptions with a long catch of 95 yards, helping to lead his squad to an 11-2 overall record and a 6-1 mark in the Mount Hamilton League on the way to a co-league title and a Central Coast Section crown

- Posted three games with double-digit receptions as a senior, including a career-high 14 catches for 189 yards and a score in a loss to Bellarmine Prep
- Posted a career-high 205 receiving yards on eight catches, including a 95-yarder for a touchdown, in the section title game win over Homestead during his senior season
- Scored a total of 16 touchdowns as a senior, adding two on 12 punt returns for 212 yards with a long of 72 yards
- Had 121 tackles, five pass breakups and one forced fumble on defense during his senior campaign, in addition to blocking a field goal attempt as a member of his squad's special teams
- Registered six double-digit tackle games as a senior, including a career-high 15 stops vs. Bellarmine Prep and 14 against Homestead
- Added 59 catches for 828 yards receiving and 10 touchdown receptions (11 touchdowns total) on offense, and 101 tackles and two interceptions defensively as a 2009 junior when his squad was 9-3 overall and 6-1 in the Mount Hamilton League
- Has spent time working as an intern at Children's Hospital in Oakland
- Majored in public health
- Full name is Stephen Todd Anderson Jr.
- Parents and sister are all Cal alumni
- Twitter handle is @S\_Anderson89



## TONY BERGSTROM

CENTER | 6-5 | 310 | UTAH

Hometown: Salt Lake City, Utah | 5th NFL Season | 1st with Texans | Age: 30  
 Acquired: UFA-'16 (OAK) | 2016 GP/GS: 9/0 | Career GP/GS (Playoffs): 34/4 (0/0)  
 Teams: Oakland 2012-15; Houston 2016

# 68

### TRANSACTIONS:

Selected by the Oakland Raiders with the 32nd pick in the third round (95th overall) of the 2012 NFL Draft...Signed by the Houston Texans on March 10, 2016.

### CAREER:

- Fifth-year offensive lineman played in 25 games and made three starts at center and one at right guard with the Oakland Raiders from 2012-15
- Can play both guard spots in addition to center

### 2016 (Houston 9/0):

- Played one snap in relief of C Greg Mancz and saw action on special teams in the season opener vs. Chicago (9/11)
- Saw action on special teams in Week 2 vs. Kansas City (9/18)
- Active but did not play in Week 3 at New England (9/22)
- Played one snap on offense and contributed on special teams vs. Tennessee (10/2) in Week 4
- Played on special teams in Weeks 5-11

### 2015 (Oakland 16/3):

- Appeared in all 16 games for the first time in his four-year NFL career
- Started three games, including the first of his career at center
- Contributed on special teams vs. Cincinnati (9/13), vs. Baltimore (9/20), at Cleveland (9/27), at Chicago (10/4), vs. Denver (10/11), at San Diego (10/25), and vs. New York Jets (11/1)
- Made first appearance on offense, playing 16 snaps at center and contributed on special teams at Pittsburgh (11/8)
- Made second career start vs. Minnesota (11/15), his first at center and his first at any position since 2012
- Played center at Detroit (11/22)
- Played in a third straight game and made second start of the season at center at Tennessee (11/29)
- Started at center in the loss to the Chiefs (12/6), while helping the rushing attack average 4.1 yards per attempt for 99 yards
- Played one snap on offense at right guard at Denver (12/13) and contributed on two special teams snaps
- Contributed on special teams vs. Green Bay (12/20), vs. San Diego (12/24), and at Kansas City (1/3/16)

### 2014 (Oakland 0/0):

- Inactive for all 16 games

### 2013 (Oakland 0/0):

- Spent season on the Reserve/Injured List after suffering a foot injury in training camp

### 2012 (Oakland 9/1):

- Dressed for 14 games and played in nine as a rookie, with one start at right guard at San Diego (12/30)
- Inactive for two others
- Made his NFL debut on special teams at Atlanta (10/14)
- Played most of the fourth quarter, taking his first snaps on the offensive line at Baltimore (11/11)
- Saw several snaps as a blocking tight end, helping FB Marcel Reece to 103 yards on the ground vs. New Orleans (11/18)
- Helped pave path for 203 rushing yards, including 110 from RB Darren McFadden, in the 15-0 win vs. Kansas City (12/16) as a blocking tight end
- Saw spot duty as a blocking tight end, then played the final two series at right guard at Carolina (12/23)
- Made his first career start, playing 37 snaps while alternating at right guard at San Diego (12/30)

### COLLEGE:

- Played four seasons (2008-11) at the University of Utah in Salt Lake City
- Started final 38 games at right tackle, playing in 48 career contests for the Utes
- As a senior in 2011, earned first-team All-Pac-12 honors after starting 12 games
- Named to preseason watch lists for Outland Trophy and Lowe's Senior CLASS Award
- Graded a team-high and career-best 85 percent for blocking consistency
- As a junior in 2010, named second-team All-Mountain West Conference by league's coaches and media
- Started all 13 games at right tackle, grading out at 83 percent

## CAREER STATISTICS

### REGULAR SEASON GAMES PLAYED/STARTED (PLAYOFFS):

2012 Oakland: 9/1 (0/0)  
 2013 Oakland: 0/0 (0/0)  
 2014 Oakland: 0/0 (0/0)  
 2015 Oakland: 16/3 (0/0)  
 2016 Houston: 9/0  
**TOTAL: 34/4 (0/0)**

- Posted 15 TD blocks and 48 knockdowns as part of an offensive line that ranked 13th in the nation by allowing just 12 quarterback sacks
- Had a season-high 87-percent grade and two TD-resulting blocks vs. San Diego State
- Helped offense average 389.0 yards per game
- Helped Utes rank 23rd nationally in scoring (33.1 points per game)
- As a sophomore academic all-conference player, started all 13 games at right tackle
- Produced 41 knockdowns and delivered 12 TD blocks
- Helped Utes average 389.5 yards per game and allow just 20 sacks
- Returned from his LDS mission and saw action in 12 games as a freshman in 2008
- Earned first career start when he lined up at left tackle vs. UNLV, finishing with two knockdowns and one TD block
- Named to honor roll and academic all-conference
- Chemical engineering major

### PERSONAL:

- Attended Skyline High School in Salt Lake City
- An all-state selection in 2004, adding Region III Player of the Year and team Most Valuable Player honors
- Served as team captain
- Led team to region title and state semifinals
- Led team to state finals as a sophomore and junior
- Also lettered three years in basketball and twice in track
- A three-time honor-roll student and an academic all-state pick, also received a Scholar Leader Athlete nomination from the National Football Foundation and College Hall of Fame
- Brother-in-law, Paul Kruger, plays for the Cleveland Browns
- Served an LDS mission for two years
- Participated in the NFL Play 60 Character/Youth Football Camp in 2013 and 2014, helping children with their football skills and passed on messages of teamwork, hard work and leadership
- Joined fellow offensive lineman in assisting the Youth Football Clinic – City of Oakland Parks and Recreation
- Volunteered at the Gatorade Junior Training Camp in San Leandro, Calif., in November 2012



# TEXANS BIOS



## ALFRED BLUE

RUNNING BACK | 6-2 | 225 | LSU

Hometown: Boutte, La. | 3rd NFL Season | 3rd with Texans | Age: 25  
 Acquired: D6b-'14 | 2016 GP/GS: 9/0 | Career GP/GS (Playoffs): 41/12 (1/1)  
 Teams: Houston 2014-16

# 28

### TRANSACTIONS:

Selected by the Houston Texans with the fifth pick in the sixth round (181st overall) of the 2014 NFL Draft.

### CAREER:

- Has played in 41 straight games, which is tied for the fifth-longest active streak among NFL running backs
- Became the first player in franchise history with a rushing, receiving and return touchdown in the same season in 2014
- Holds the franchise record for carries in a game (36) at Cleveland (11/16/14)
- Registered a 49-yard run in the second quarter of the 2015 Wild Card game vs. Kansas City (1/9/16), the longest run in Texans postseason history
- Set single-season career highs in 2015 in rushing yards (698) and carries (183), while tying his personal-best in rushing touchdowns (two)
- Has four career 100-yard rushing games
- Currently ranks fifth in Texans history with 1,451 career rushing yards

### 2016 (Houston 9/0):

- Posted two special teams tackles and one carry for four yards in the season opener vs. Chicago (9/11)
- Rushed five times for 11 yards and made a special teams tackle vs. Kansas City (9/18)
- Carried twice for 12 yards and recorded a special teams tackle at New England (9/22) in Week 3
- Posted three carries for 19 yards, including a season-long 17-yard rush, and added a special teams tackle vs. Tennessee (10/2) in Week 4
- Rushed for a team-high 39 yards on six carries (6.5 avg.) at Minnesota (10/9) in Week 5
- Recorded single-game season highs with 11 carries for a team-leading 63 yards, averaging 5.7 yards per attempt, at Denver (10/24) in Week 7
- Inactive for Week 11 at Oakland (11/21) with an injury

### 2015 (Houston 16/9, 1/1):

- Played in all 16 games (nine starts) for the second straight year and set single-season career highs in rushing yards (698), carries (183) and 100-yard rushing games (three), while tying his personal-best in rushing touchdowns (two)
- Started in the season-opener vs. Kansas City (9/13) and ran for a team-high 42 yards on nine carries
- Started at Carolina (9/20) and ran for six yards on five carries
- Recorded the second-most rushing attempts (31) and rushing yards (139) in a single game of his career vs. Tampa Bay (9/27). His 31 rushing attempts were the most in the NFL in any game in 2015. Posted the second 100-yard rushing game of his career and first since Nov. 16, 2014 at Cleveland. Scored his first rushing touchdown of the season and third of his career on a 20-yard run in the fourth quarter, marking the longest rushing touchdown of his career
- Ran for 22 yards on six carries and had one reception for 11 yards vs. Indianapolis (10/8)
- Finished second on the team with five receptions for 33 yards. Also tallied 39 rushing yards on 14 carries vs. Tennessee (11/1). Reached 800 rushing yards for his career (801)
- Rushed 21 times for 58 yards and caught three passes for 34 yards and a touchdown vs. N.Y. Jets (11/22). Caught a 21-yard touchdown pass from WR Cecil Shorts III in the third quarter, which was the second touchdown reception of his career and first since Oct. 20, 2014 at Pittsburgh
- Rushed 16 times for 77 yards (4.8 avg.) and a touchdown vs. New Orleans (11/29). Scored on an 8-yard run to open the second half, marking his second rushing touchdown of the season and fourth of his career. Scored a touchdown in his second consecutive game after posting a receiving touchdown in Week 11 against the N.Y. Jets (11/22)
- Led the team with 107 rushing yards on 20 carries (5.4 avg.) at Indianapolis (12/20), marking

### 2016 STATISTICS

REGULAR SEASON				RUSHING					RECEIVING				
Date	Opp	GP	GS	Att	Yds	Avg	Lg	TD	Rec	Yds	Avg	Lg	TD
9/11	CHI	1	0	1	4	4.0	4	0	0	0	0.0	0	0
9/18	KC	1	0	5	11	2.2	4	0	0	0	0.0	0	0
9/22	at NE	1	0	2	12	6.0	8	0	0	0	0.0	0	0
10/2	TEN	1	0	3	19	6.3	17	0	1	4	4.0	4	0
10/9	at MIN	1	0	6	39	6.5	13	0	0	0	0.0	0	0
10/16	IND	1	0	2	13	6.5	14	0	0	0	0.0	0	0
10/24	at DEN	1	0	11	63	5.7	17	0	0	0	0.0	0	0
10/30	DET	1	0	9	41	4.6	19	0	0	0	0.0	0	0
11/13	at JAX	1	0	7	23	3.3	12	0	0	0	0.0	0	0
11/21	at OAK	-	-	-	-	-	-	-	-	-	-	-	-
11/27	SD	-	-	-	-	-	-	-	-	-	-	-	-
12/4	at GB	-	-	-	-	-	-	-	-	-	-	-	-
12/11	at IND	-	-	-	-	-	-	-	-	-	-	-	-
12/18	JAX	-	-	-	-	-	-	-	-	-	-	-	-
12/24	CIN	-	-	-	-	-	-	-	-	-	-	-	-
1/1/17	at TEN	-	-	-	-	-	-	-	-	-	-	-	-
<b>Totals</b>		<b>9</b>	<b>0</b>	<b>46</b>	<b>225</b>	<b>4.9</b>	<b>19</b>	<b>0</b>	<b>1</b>	<b>4</b>	<b>4.0</b>	<b>4</b>	<b>0</b>

### ADDITIONAL STATISTICS

Special Teams Tackles: 5  
 Fumbles/Lost: 1/1

### CAREER STATISTICS

REGULAR SEASON				RUSHING					RECEIVING				
Year	Team	GP	GS	Att	Yds	Avg	Lg	TD	Rec	Yds	Avg	Lg	TD
2014	HOU	16	3	169	528	3.1	46	2	15	113	7.5	22	1
2015	HOU	16	9	183	698	3.8	41	2	15	109	7.3	21t	1
2016	HOU	9	0	46	225	4.9	19	0	1	4	4.0	4	0
<b>Totals</b>		<b>41</b>	<b>12</b>	<b>398</b>	<b>1,451</b>	<b>3.7</b>	<b>46</b>	<b>4</b>	<b>31</b>	<b>226</b>	<b>7.3</b>	<b>22</b>	<b>2</b>

### POSTSEASON

Year	Team	GP	GS	Att	Yds	Avg	Lg	TD	Rec	Yds	Avg	Lg	TD
2015	HOU	1	1	17	99	5.8	49	0	0	0	0.0	0	0
<b>Totals</b>		<b>1</b>	<b>1</b>	<b>17</b>	<b>99</b>	<b>5.8</b>	<b>49</b>	<b>0</b>	<b>0</b>	<b>0</b>	<b>0.0</b>	<b>0</b>	<b>0</b>

### ADDITIONAL REGULAR SEASON STATISTICS

Blocked Punts (1): vs. WAS, 9/7/14 (Returned five yards for touchdown)  
 Forced Fumbles (1): at TEN, 12/27/16 | Fumble Recoveries (2): at DAL, 10/5/14; at CLE, 11/16/14  
 Special Teams Tackles (13): 2014 - 4; 2015 - 4; 2016 - 5

### ADDITIONAL POSTSEASON STATISTICS

Special Teams Tackles (1): 2015 - 1

### CAREER GAME HIGHS

Rush Attempts: 36 at CLE, 11/16/14 | Rushing Yards: 156 at CLE, 11/16/14 | Rushing Long: 46 at NYG, 9/21/14  
 Touchdowns: 1, 4x - last: vs. NO, 11/29/15 | Receptions: 6 vs. JAX, 12/28/14 | Receiving Yards: 37 vs. JAX, 12/28/14

- his second 100-yard rushing game of the season. With his third career 100-yard rushing game, passed Ron Dayne (two) for sole possession of the fifth-most career 100-yard rushing games in team history. Also recorded a season-long 41-yard run in the second quarter
- Led the team with 45 rushing yards on 15 carries and caught one pass for five yards at Tennessee (12/27). Forced a fumble on a punt return by Titans WR Harry Douglas in the first quarter (12/27). LS Jon Weeks recovered the ball at Tennessee's 11-yard line, which led to a field goal by K Nick Novak on the following offensive possession. Also led the team with two special teams tackles
- Led the team with 102 rushing yards on 21 carries (4.9 avg.) vs. Jacksonville (1/3/16), as he posted his third 100-yard rushing game of the season and fourth of his career
- Led the team with 99 rushing yards on 17 attempts in Wild Card Game vs. Kansas City (1/9/16), averaging 5.8 yards per carry. His yardage total ranks as the fourth-highest mark in Texans postseason history. Registered a 49-yard run in the second quarter, the longest run in Texans postseason history

## ALFRED BLUE

### 2014 (Houston 16/3):

- Played in all 16 games (three starts) and finished the season with 528 yards, which was the fourth-highest total for a rookie rusher in franchise history
- Set the franchise record for carries in a game with 36 and tied a rookie rushing record with 156 yards at Cleveland (11/16)
- Blocked a punt and returned it five yards for his first career touchdown vs. Washington (9/7) in Week 1
- Rushed for 40 yards on 11 carries in Week 2 at Oakland (9/14)
- Earned his first career start and carried the ball 13 times for 78 yards (6.0 avg.) with a long of 46 yards at the N.Y. Giants (9/21) in Week 3
- Recovered a fumble, had a tackle on special teams and ran four times for 14 yards at Dallas (10/5) in Week 5
- Hauled in his first career touchdown reception (11 yards), rushed for 14 yards, gained seven yards on a fake punt, downed a punt on the 1-yard line in the third quarter and registered a special teams tackle at Pittsburgh (10/20) in Week 7
- Carried the ball 14 times for 42 yards (3.0 avg.) and made a season-long 22-yard reception at Tennessee (10/26) in Week 8
- Started and set a franchise record with 36 carries and tied a franchise rookie record with 156 yards rushing at Cleveland (11/16) in Week 11
- Rushed for 46 yards on 16 carries and had three receptions for 20 yards vs. Cincinnati (11/23) in Week 12. Also had a special teams tackle
- Scored his first career rushing touchdown on a 1-yard run in the third quarter at Jacksonville (12/7) in Week 14. Became the first player in franchise history with a rushing, receiving and return touchdown in the same season
- Carried the ball eight times for 26 yards and had a special teams tackle at Indianapolis (12/14) in Week 15
- Scored on a 1-yard run in the second quarter vs. Jacksonville (12/28) in Week 17. Carried the ball 17 times for 39 yards and set career highs with six receptions for 37 yards

### COLLEGE:

- Played four seasons (2010-13) at Louisiana State University in Baton Rouge, La.
- Saw action in 40 games and made seven starts
- Rushed for 1,253 yards and 11 touchdowns and caught 16 passes for 107 yards
- Had three 100-yard rushing games

### PERSONAL:

- Attended Hahnville High School in Boutte, La.
- Rushed for 1,695 yards and 25 touchdowns as a senior in 2009
- Added 13 receptions for nearly 200 yards and three scores
- A member of the SuperPrep Southwest Team and Baton Rouge Advocate Super Dozen
- Earned Class 5A first-team all-state honors in 2009
- Named the District 6-5A 2009 Offensive MVP
- Notched 10 touchdowns and 600 yards rushing in his junior season
- Full name is Alfred Calvin Blue III
- Majored in sports administration



## A.J. BOUYE

**CORNERBACK | 6-0 | 190 | CENTRAL FLORIDA**

Hometown: Tucker, Ga. | 4th NFL Season | 4th with Texans | Age: 25  
 Acquired: CFA-'13 | 2016 GP/GS: 9/5 | Career GP/GS (Playoffs): 44/13 (1/0)  
 Teams: Houston 2013-16

# 21

### TRANSACTIONS:

Signed by the Houston Texans as a college free agent on May 10, 2013...Re-signed by the Texans as a restricted free agent on March 28, 2016.

### 2016 (Houston 9/5):

- Leads the team and is tied for 14th in the NFL with 10 passes defended
- Recorded his first career sack when he brought down Bears QB Jay Cutler for a loss of six yards in the fourth quarter vs. Chicago (9/11)
- The sack was the first by a Texans CB since CB Demarcus Faggins vs. Buffalo (11/19/06)
- Finished with four tackles (three solo) and tied for the team lead with two passes defended vs. Kansas City (9/18)
- Tied a single-game career-high with three passes defended and contributed with two tackles on defense and one on special teams vs. Tennessee (10/2) in Week 4
- Made his first start of the season and notched two solo tackles at Minnesota (10/9)
- Started a second consecutive game and matched a season high with four tackles (three solo) vs. Indianapolis (10/16) in Week 6
- Led the team and set a single-game career high with 11 tackles (nine solo), while adding two passes defended, at Denver (10/24) in Week 7
- Tied for third on the team with five tackles (all solo) and added one pass defended vs. Detroit (10/30) in Week 8
- Inactive for Week 10 at Jacksonville (11/13) with an injury
- Recorded his first interception of the season and sixth of his career when he picked off Raiders QB Derek Carr on the opening play of the second half at Oakland (11/21) in Week 11

### 2015 (Houston 15/2, 1/0):

- Played in 15 regular season games (two starts) and totaled 14 solo tackles, six passes defended, two interceptions and two special teams tackles
- Made his first start of the season and seventh of his career for the Texans vs. Indianapolis (10/8)
- Finished second on the team with a season-high seven solo tackles to go along with two passes defended and an interception at Jacksonville (10/18). The interception was his first of the season and fourth of his career, as he picked off Jaguars QB Blake Bortles on Jacksonville's final drive of the game
- Made his second start of the season and eighth of his career at Miami (10/25)
- Intercepted Colts QB Matt Hasselbeck in the fourth quarter to seal the win for the Texans at Indianapolis (12/20). The interception was his second of the year and fifth of his career

### 2014 (Houston 14/6):

- Finished tied for the team lead with three interceptions and added 54 tackles, 10 passes defended, five special teams tackles, a tackle for loss, a forced fumble and a fumble recovery
- Ranked sixth in the NFL with 120 interception return yards
- Led the team with eight tackles in Week 2 at Oakland (9/14)
- Started his first career game and made three tackles at the N.Y. Giants (9/21) in Week 3
- Made three tackles and two special teams tackles and registered two passes defended vs. Indianapolis (10/9) in Week 6
- Returned his first career interception 51 yards for a touchdown at the 3:11 mark of the first quarter vs. Philadelphia (11/2) in Week 9. Finished the game with six tackles, a pass

## 2016 STATISTICS

REGULAR SEASON				TACKLES					SACKS		INTERCEPTIONS					FUMBLES				
Date	Opp	GP	GS	Tot	Solo	Asst	QBH	TFL	Sk	Yds	Int	Yds	Lg	TD	PD	FF	FR	Yds	TD	
9/11	CHI	1	0	3	3	0	1	1	1.0	6.0	0	0	0	0	1	0	0	0	0	
9/18	KC	1	0	4	3	1	0	0	0.0	0.0	0	0	0	0	2	0	0	0	0	
9/22	at NE	1	0	1	0	1	0	0	0.0	0.0	0	0	0	0	0	0	0	0	0	
10/2	TEN	1	0	2	1	1	0	0	0.0	0.0	0	0	0	0	3	0	0	0	0	
10/9	at MIN	1	1	2	2	0	0	0	0.0	0.0	0	0	0	0	0	0	0	0	0	
10/16	IND	1	1	4	3	1	0	0	0.0	0.0	0	0	0	0	0	0	0	0	0	
10/24	at DEN	1	1	11	9	2	0	0	0.0	0.0	0	0	0	0	2	0	0	0	0	
10/30	DET	1	1	5	5	0	0	0	0.0	0.0	0	0	0	0	1	0	0	0	0	
11/13	at JAX			INACTIVE																
11/21	at OAK	1	1	2	1	1	0	0	0.0	0.0	1	0	0	0	1	0	0	0	0	
11/27	SD	-	-	-	-	-	-	-	-	-	-	-	-	-	-	-	-	-	-	
12/4	at GB	-	-	-	-	-	-	-	-	-	-	-	-	-	-	-	-	-	-	
12/11	at IND	-	-	-	-	-	-	-	-	-	-	-	-	-	-	-	-	-	-	
12/18	JAX	-	-	-	-	-	-	-	-	-	-	-	-	-	-	-	-	-	-	
12/24	CIN	-	-	-	-	-	-	-	-	-	-	-	-	-	-	-	-	-	-	
1/1/17	at TEN	-	-	-	-	-	-	-	-	-	-	-	-	-	-	-	-	-	-	
<b>Totals</b>		<b>9</b>	<b>5</b>	<b>34</b>	<b>27</b>	<b>7</b>	<b>1</b>	<b>1</b>	<b>1.0</b>	<b>6.0</b>	<b>1</b>	<b>0</b>	<b>0</b>	<b>0</b>	<b>10</b>	<b>0</b>	<b>0</b>	<b>0</b>	<b>0</b>	

## CAREER STATISTICS

REGULAR SEASON				TACKLES					SACKS		INTERCEPTIONS					FUMBLES			
Year	Team	GP	GS	Tot	Solo	Asst	QBH	TFL	Sk	Yds	Int	Yds	Lg	TD	PD	FF	FR	Yds	TD
2013	HOU	6	0	0	0	0	0	0	0.0	0.0	0	0	0	0	0	0	0	0	0
2014	HOU	14	6	47	40	7	0	1	0.0	0.0	3	120	67	1	10	1	1	0	0
2015	HOU	15	2	14	14	0	0	0	0.0	0.0	2	9	9	0	6	0	0	0	0
2016	HOU	9	5	34	27	7	1	1	1.0	6.0	1	0	0	0	10	0	0	0	0
<b>Totals</b>		<b>44</b>	<b>13</b>	<b>102</b>	<b>88</b>	<b>14</b>	<b>1</b>	<b>2</b>	<b>1.0</b>	<b>6.0</b>	<b>6</b>	<b>129</b>	<b>67</b>	<b>1</b>	<b>26</b>	<b>1</b>	<b>1</b>	<b>0</b>	<b>0</b>
POSTSEASON				TACKLES					SACKS		INTERCEPTIONS					FUMBLES			
Year	Team	GP	GS	Tot	Solo	Asst	QBH	TFL	Sk	Yds	Int	Yds	Lg	TD	PD	FF	FR	Yds	TD
2015	HOU	1	0	1	1	0	0	0	0.0	0.0	0	0	0	0	0	0	0	0	0
<b>Totals</b>		<b>1</b>	<b>0</b>	<b>1</b>	<b>1</b>	<b>0</b>	<b>0</b>	<b>0</b>	<b>0.0</b>	<b>0.0</b>	<b>0</b>	<b>0</b>	<b>0</b>	<b>0</b>	<b>0</b>	<b>0</b>	<b>0</b>	<b>0</b>	<b>0</b>

### ADDITIONAL STATISTICS

Special Teams Tackles (9): 2013 - 2; 2014 - 5; 2015 - 2

### CAREER GAME HIGHS

Tackles: 11 at DEN, 10/24/16 | PD: 3, 2x – last: vs. TEN, 10/2/16 | INT: 1, 5x – last: at IND, 12/20/15 | Return Yards: 67 vs. TEN, 11/30/14  
 FF: 1 at IND, 12/14/14 | FR: 1 at IND, 12/14/14

defended and a special teams tackle

- Started, led the team with a career-high nine tackles, had a special teams tackle and had a pass defended at Cleveland (11/16) in Week 11
- Recorded his second interception of the season at the Houston 3-yard line in the fourth quarter and returned it 67 yards to the Tennessee 30 in Week 13. Also had three tackles and a pass defended
- Forced his first career fumble and recovered his first career fumble and made three tackles at Indianapolis (12/14) in Week 15
- Intercepted Ravens QB Joe Flacco at the Ravens 18 and returned it 2 yards in Week 16 (12/21). Added three tackles and a career-best three passes defended

### 2013 (Houston 6/0):

- Played in six games and recorded two special teams tackles vs. Seattle (9/29) and at San Francisco (10/6) before being placed on the Reserve/Injured List with a hamstring injury on Oct. 16

### COLLEGE:

- Played four seasons (2009-12) at the University of Central Florida in Orlando, Fla.
- Started 21-of-43 career games at cornerback, compiling 110 tackles (78 solo), six interceptions, 1.0 sack, one forced fumble and two fumble recoveries
- Returned from injury to start all 14 games as a senior, finishing with 53 tackles, three interceptions, one forced fumble and two fumble recoveries, which earned All-Conference

## A.J. BOUYE

USA Second Team honors

- Started seven games as a junior, recording 21 tackles (19 solo) and two interceptions before missing the final five games of the season due to injury

### PERSONAL:

- Helped lead Tucker (Ga.) High School to a 14-1 record and a state championship during his senior season
- Named first-team all-county after recording 35 tackles as a senior with six interceptions while also scoring three touchdowns on offense and twice on returns
- Recorded 40 tackles and one interception as a junior
- Was a member of the school's merit roll and R.O.T.C.



## DUANE BROWN

TACKLE | 6-4 | 315 | VIRGINIA TECH

Hometown: Richmond, Va. | 9th NFL Season | 9th with Texans | Age: 31  
 Acquired: D1-'08 | 2016 GP/GS: 6/6 | Career GP/GS (Playoffs): 126/126 (4/4)  
 Teams: Houston 2008-16

# 76

### TRANSACTIONS:

Selected by the Houston Texans with the 26th pick in the first round (26th overall) of the 2008 NFL Draft...Re-signed with the Texans on Aug. 16, 2012.

### HONORS:

- Associated Press First Team All-Pro (2012)
- Associated Press Second Team All-Pro (2011)
- Three-time Pro Bowler (2012-14)
- USA Today All-Joe Team (2011)
- Madden Most Valuable Protectors Award (Week 7, 2011; Week 4, 2012; Week 13, 2012)

### CAREER:

- Ranks third on the franchise's all-time games played list
- Ranks second on the franchise's all-time games started list
- Has been called for holding just seven times in 122 games
- Was the second rookie in Texans history to start all 16 games on the offensive line
- Garnered All-Pro honors in 2011 and 2012 and Pro Bowl honors following the 2012 and 2013 seasons
- Has blocked for five 1,000-yard rushers and was a part of a top-10 offense in four of his first five years in the League

#### 2016 (Houston 6/6):

- Spent the entire preseason on the Active/Physically Unable to Perform List
- Moved from the Active/Physically Unable to Perform List to the active roster on Sept. 3
- Inactive for Weeks 1-4
- Was active for the first time and started at left tackle at Minnesota (10/9) in Week 5
- Started at left tackle and played every snap in Weeks 6-11

#### 2015 (Houston 14/14, 0/0):

- Started all 14 games he played in at left tackle
- Started at left tackle in Week 1 vs. Kansas City (9/13)
- Inactive Weeks 2-3
- Started at left tackle in Weeks 4-17
- Passed Chester Pitts (114) for the second-most career games started in team history
- Passed Chester Pitts (114) for the third-most career games played in team history
- Placed on the Reserve/Injured List on Jan. 5, 2016 and missed the AFC Wild Card Game vs. Kansas City (1/9/16)

#### 2014 (Houston 16/16):

- Started all 16 games at left tackle for the fourth time in his career
- Selected to his third consecutive Pro Bowl
- Passed Bryan Pittman for seventh on the franchise's all-time games played list with 96 when he started at left tackle vs. Indianapolis (10/9) in Week 6
- Started and played in his 101st career game to pass Owen Daniels (100 from 2006-13) for sixth on the franchise's games played list vs. Cincinnati (11/23) in Week 12

#### 2013 (Houston 14/14):

- Started 14 games at left tackle and was elected to his second consecutive Pro Bowl
- Helped block for an offense that totaled 449 yards at San Diego (9/9) in Week 1
- Helped pave the way for 172 yards on the ground vs. Tennessee (9/15) in Week 2
- Was inactive due to a toe injury in Weeks 3 (at Baltimore) and 4 (vs. Seattle)
- Blocked for an offense that produced a season-high 483 yards vs. Indianapolis (11/3)
- Moved into 11th place on the franchise's all-time games played list at 85 games vs. Jacksonville (11/24) in Week 12
- Helped pave the way for a ground game that produced a franchise-record four rushing touchdowns vs. New England (12/1) in Week 13

#### 2012 (Houston 16/16, 2/2):

- Part of an offense that ranked seventh in the NFL and started all 16 games for the fourth time in his career, earning Associated Press All-Pro First Team honors as well as being selected as a starter for the AFC in the Pro Bowl
- Part of an offensive line that cleared the way for Texans running backs to rush for 216 yards and three touchdowns while not allowing QB Matt Schaub to be sacked at JAC (9/17)
- Helped provide protection for Schaub, enabling him to tie a career-high with four touchdown passes at Denver (9/23)
- Helped Arian Foster rush for 152 yards and a touchdown at the N.Y. Jets (10/8)
- Part of an offense that set a franchise record by scoring 43 points vs. Baltimore (10/21)

## CAREER STATISTICS

### REGULAR SEASON GAMES PLAYED/STARTED (PLAYOFFS):

2008 Houston: 16/16 (0/0)  
 2009 Houston: 16/16 (0/0)  
 2010 Houston: 12/12 (0/0)  
 2011 Houston: 16/16 (2/2)  
 2012 Houston: 16/16 (2/2)  
 2013 Houston: 14/14 (0/0)  
 2014 Houston: 16/16 (0/0)  
 2015 Houston: 14/14 (0/0)  
 2016 Houston: 6/6  
**TOTAL: 126/126 (4/4)**

- Helped Foster go over 100 yards for the fourth time this season as he gained 111 yards on 24 carries and scored a touchdown vs. Buffalo (11/4)
- Part of an offense that set a franchise record with 653 yards of offense and tied the franchise scoring record with 43 points vs. Jacksonville (11/18) and put up another 501 yards at Detroit (11/22)
- Paved the way for Foster to rush for 140 yards while not allowing Schaub to be sacked in the AFC Wild Card Playoff vs. Cincinnati (1/5/13)

#### 2011 (Houston 16/16, 2/2):

- Second-Team AP All-Pro choice after blocking for 1,200-yard and 900-yard rushers and allowing 2.0 sacks (according to StatsPass, Inc.)
- Paved the way for RB Ben Tate to rush for 116 yards vs. Indianapolis (9/11) and 103 yards at Miami (9/18)
- Provided pocket protection enabling Schaub to throw for 373 yards and three touchdowns at New Orleans (9/25)
- Helped control the line of scrimmage, clearing the way for Foster to rush for 155 yards and a touchdown vs. Pittsburgh (10/2)
- Part of an offense that put up 518 total yards, the fourth-highest in team history, which included two 100-yard rushers and a 100-yard receiver at Tennessee (10/23)
- Enabled the Texans to rush for a franchise-record 261 yards, including two 100-yard rushers for the second time that season, vs. Cleveland (11/6)
- Paved the way for Foster to become the first player to rush for over 100 yards on the Falcons defense in the 2011 season when he went for 111 yards on 31 carries vs. Atlanta (12/4)
- Helped Foster go over 100 yards for the sixth time that season and over 1,000 yards rushing for the second consecutive season vs. Carolina (12/18)
- Started at left tackle in his postseason debut and opened holes for Foster to rush for 153 yards in AFC Wild Card Playoff vs. Cincinnati (1/7/12)
- Paved the way for Foster to rush for 132 yards, the most Baltimore's defense has ever given up in a postseason game, in AFC Divisional Playoff at Baltimore (1/15/12)

#### 2010 (Houston 12/12):

- Started 12 games at left tackle, clearing holes to help Foster rush for a franchise-record 1,616 yards and win the 2010 NFL rushing title
- Helped pave the way for Foster's franchise-record 231 yards rushing vs. Indianapolis (9/12)
- Provided pocket protection for Schaub, enabling him to throw for a then-franchise-record 497 yards and three touchdowns at Washington (9/19)
- Opened holes for Foster to rush for 143 yards vs. Tennessee (11/28)
- Paved the way for Foster to rush for 180 yards vs. Jacksonville (1/2/11) and wrap up the rushing title

#### 2009 (Houston 16/16):

- Started at right guard and helped Schaub set a career-high with four touchdown passes at Tennessee (9/20)
- Helped Schaub pass for his second consecutive 300-yard game vs. Jacksonville (9/27)

#### 2008 (Houston 16/16):

- Started all 16 games and helped clear the way for RB Steve Slaton to lead all rookie rushers with 1,282 yards
- Helped Slaton run for his first 100-yard game when he started at right guard at Jacksonville (9/28)
- Helped Schaub throw three touchdown passes at Jacksonville and again vs. Cincinnati (10/26)

## **DUANE BROWN**

- Helped Slaton set a Texans rookie record with 156 rushing yards at Indianapolis (11/16)
- Blocked for Schaub to throw for 414 yards and two touchdowns at Green Bay (12/7)
- Started at right guard vs. Tennessee (12/14) in which he was part of the offensive line that helped Slaton run for his third consecutive 100-yard game


### **COLLEGE:**

- Played four seasons (2004-07) at Virginia Tech in Blacksburg, Va. after redshirting the 2003 campaign
- Registered 71 knockdown blocks in his three seasons as an offensive tackle
- Earned second-team All-Atlantic Coast Conference recognition for the second straight season and was a two-time state Offensive Lineman/End of the Year pick by the Richmond Touchdown Club
- Recorded six tackles and blocked three kicks on special teams as a senior and also caught three passes for 64 yards (21.3 average) and one touchdown, adding three yards on a rushing attempt
- Apparel, housing and resource management major, with a minor in consumer studies
- Won an ACC Championship in 2007

### **PERSONAL:**

- Attended Hermitage High School in Richmond, Va., where he lettered twice as a tight end and defensive end
- Played in the Panthers' first three games his senior year before suffering a broken leg, but returned for the Central Region semifinal game, catching seven passes for just under 100 yards in his limited playing time, and also recorded 15 tackles along with a pair of sacks to earn second-team All-District honors
- Lettered in basketball and track

# TEXANS BIOS



## MAX BULLOUGH

INSIDE LINEBACKER | 6-3 | 245 | MICHIGAN STATE

Hometown: Traverse City, Mich. | 2nd NFL Season | 2nd with Texans | Age: 24  
 Acquired: CFA-'14 | 2016 GP/GS: 10/2 | Career GP/GS (Playoffs): 24/3 (1/0)  
 Teams: Houston 2014-16

# 53

### TRANSACTIONS:

Signed by the Houston Texans as a college free agent on May 16, 2014...Waived by the Texans on Aug. 30, 2014...Signed to the Texans practice squad on Sept. 1, 2014...Signed to the Texans active roster on Nov. 12, 2014...Waived by the Texans on Sept. 5, 2015...Signed to the Texans practice squad on Sept. 8, 2015...Signed to the Texans active roster on Sept. 30, 2015.

### 2016 (Houston 10/2):

- Tied for second on the team in special teams tackles with six
- Posted a single-game career-high five solo tackles to go along with a tackle for loss in the season opener vs. Chicago (9/11)
- Made his second career start and notched one tackle for loss vs. Kansas City (9/18)
- Matched a single-game season high with five tackles (three solo) at New England (9/22) in Week 3
- Played exclusively on special teams vs. Tennessee (10/2) in Week 4
- Registered a special teams tackle at Minnesota (10/9) in Week 5
- Notched two special teams tackles vs. Indianapolis (10/16) in Week 6
- Contributed with one special teams tackle at Denver (10/24) in Week 7
- Saw action as a reserve linebacker and played on special teams vs. Detroit (10/30) in Week 8, at Jacksonville (11/13) in Week 10 and at Oakland (11/21) in Week 11

### 2015 (Houston 13/1, 1/0):

- Played in 13 games (one start) and recorded 16 tackles (10 solo), one tackle for loss and 14 special teams tackles
- Signed to the Texans active roster from the practice squad on Sept. 30
- Played mostly on special teams in Weeks 4-6
- Recorded two tackles, including a tackle for loss, at Miami (10/25)
- Made his first career start vs. Tennessee (11/1)
- Tied for second on the team with a career-high seven tackles (three solo) and added one tackle on special teams vs. Tennessee (11/1)
- Tied for the team lead with five total tackles, including four solo stops at Tennessee (12/27)

### 2014 (Houston 1/0):

- Inactive in Weeks 11-12
- Made his NFL debut vs. Tennessee (11/30) in Week 13 and had one tackle on special teams

### COLLEGE:

- Played four seasons (2010-13) at Michigan State University in East Lansing, Mich.
- Four-year letter winner and three-year starter at middle linebacker
- Two-time All-Big Ten First Team selection (2012, 2013)
- Collected 299 career tackles in 53 games, including 40 starts
- Finished his career ranked 11th in MSU history in tackles for loss (30.5 for 103 yards)
- Tallied eight career sacks (51 yards), 11 passes defended (three interceptions, eight pass breakups) and four forced fumbles
- Two-time Academic All-American (first team in 2013, second team in 2012)

### PERSONAL:

- Three-year starter and two-time all-state selection for Coach Greg Vaughan at St. Francis High School in Traverse City, Mich., helping the Gladiators win back-to-back Division 7 state

## 2016 STATISTICS

REGULAR SEASON				TACKLES					SACKS		INTERCEPTIONS					FUMBLES				
Date	Opp	GP	GS	Tot	Solo	Asst	QBH	TFL	Sk	Yds	Int	Yds	Lg	TD	PD	FF	FR	Yds	TD	
9/11	CHI	1	0	5	5	0	0	1	0.0	0.0	0	0	0	0	0	0	0	0	0	0
9/18	KC	1	1	1	1	0	0	1	0.0	0.0	0	0	0	0	0	0	0	0	0	0
9/22	at NE	1	1	5	3	2	0	0	0.0	0.0	0	0	0	0	0	0	0	0	0	0
10/2	TEN	1	0	0	0	0	0	0	0.0	0.0	0	0	0	0	0	0	0	0	0	0
10/9	at MIN	1	0	0	0	0	0	0	0.0	0.0	0	0	0	0	0	0	0	0	0	0
10/16	IND	1	0	0	0	0	0	0	0.0	0.0	0	0	0	0	0	0	0	0	0	0
10/24	at DEN	1	0	0	0	0	0	0	0.0	0.0	0	0	0	0	0	0	0	0	0	0
10/30	DET	1	0	0	0	0	0	0	0.0	0.0	0	0	0	0	0	0	0	0	0	0
11/13	at JAX	1	0	0	0	0	0	0	0.0	0.0	0	0	0	0	0	0	0	0	0	0
11/21	at OAK	1	0	1	1	0	0	0	0.0	0.0	0	0	0	0	0	0	0	0	0	0
11/27	SD	-	-	-	-	-	-	-	-	-	-	-	-	-	-	-	-	-	-	-
12/4	at GB	-	-	-	-	-	-	-	-	-	-	-	-	-	-	-	-	-	-	-
12/11	at IND	-	-	-	-	-	-	-	-	-	-	-	-	-	-	-	-	-	-	-
12/18	JAX	-	-	-	-	-	-	-	-	-	-	-	-	-	-	-	-	-	-	-
12/24	CIN	-	-	-	-	-	-	-	-	-	-	-	-	-	-	-	-	-	-	-
1/1/17	at TEN	-	-	-	-	-	-	-	-	-	-	-	-	-	-	-	-	-	-	-
<b>Totals</b>		<b>10</b>	<b>2</b>	<b>12</b>	<b>10</b>	<b>2</b>	<b>0</b>	<b>2</b>	<b>0.0</b>	<b>0.0</b>	<b>0</b>	<b>0</b>	<b>0</b>	<b>0</b>	<b>0</b>	<b>0</b>	<b>0</b>	<b>0</b>	<b>0</b>	<b>0</b>

### ADDITIONAL STATISTICS

Special Teams Tackles: 6

## CAREER STATISTICS

REGULAR SEASON				TACKLES					SACKS		INTERCEPTIONS					FUMBLES				
Year	Team	GP	GS	Tot	Solo	Asst	QBH	TFL	Sk	Yds	Int	Yds	Lg	TD	PD	FF	FR	Yds	TD	
2014	HOU	1	0	0	0	0	0	0	0.0	0.0	0	0	0	0	0	0	0	0	0	0
2015	HOU	13	1	16	10	6	0	1	0.0	0.0	0	0	0	0	0	0	0	0	0	0
2016	HOU	10	2	12	10	2	0	2	0.0	0.0	0	0	0	0	0	0	0	0	0	0
<b>Totals</b>		<b>24</b>	<b>3</b>	<b>28</b>	<b>20</b>	<b>8</b>	<b>0</b>	<b>3</b>	<b>0.0</b>	<b>0.0</b>	<b>0</b>	<b>0</b>	<b>0</b>	<b>0</b>	<b>0</b>	<b>0</b>	<b>0</b>	<b>0</b>	<b>0</b>	<b>0</b>

POSTSEASON				TACKLES					SACKS		INTERCEPTIONS					FUMBLES				
Year	Team	GP	GS	Tot	Solo	Asst	QBH	TFL	Sk	Yds	Int	Yds	Lg	TD	PD	FF	FR	Yds	TD	
2015	HOU	1	0	0	0	0	0	0	0.0	0.0	0	0	0	0	0	0	0	0	0	0
<b>Totals</b>		<b>1</b>	<b>0</b>	<b>0</b>	<b>0</b>	<b>0</b>	<b>0</b>	<b>0</b>	<b>0.0</b>	<b>0.0</b>	<b>0</b>	<b>0</b>	<b>0</b>	<b>0</b>	<b>0</b>	<b>0</b>	<b>0</b>	<b>0</b>	<b>0</b>	<b>0</b>

### ADDITIONAL REGULAR SEASON STATISTICS

Special Teams Tackles (20): 2015 - 14; 2016 - 6

### CAREER GAME HIGHS

Tackles: 7 vs. TEN, 11/1/15 | TFL: 1, 3x – last: vs. KC, 9/18/16

championships in 2008-09

- Selected Division 7 Player of the Year by The Associated Press, anchoring a defensive unit that allowed only 5.9 points per game in 2009
- Recorded 137 tackles (71 solos, 66 assists), including four sacks (39 yards), and three interceptions as a senior, while also playing fullback and tight end
- Rushed 40 times for 466 yards (11.7 avg.) and four touchdowns and had 13 receptions for 174 yards (13.4 avg.) and seven touchdowns in 2009 as a senior
- Named recipient of the Ron Holland Scholar-Athlete Award as the Detroit Free Press Dream Team member with the highest grade-point average (3.96)
- Became a third-generation Spartan, following in the footsteps of his grandfather Hank (guard, 1952-54) and father Shane (linebacker, 1983-86) who played football at Michigan State
- His grandfather Jim Morse (halfback, 1954-56) played at Notre Dame
- His uncles Chuck Bullough (Michigan State, linebacker, 1988-91), Bobby Morse (Michigan State, running back, 1983-86) and Jim Morse (Notre Dame, cornerback, 1976-77) played college football
- His brother, Riley, is a senior linebacker at Michigan State in 2016



## CHRIS CLARK

TACKLE | 6-5 | 305 | SOUTHERN MISSISSIPPI

Hometown: New Orleans, La. | 7th NFL Season | 2nd with Texans | Age: 31  
 Acquired: T-'15 (DEN) | 2016 GP/GS: 10/8 | Career GP/GS (Playoffs): 90/39 (8/5)  
 Teams: Denver 2010-14; Houston 2015-16

# 74

### TRANSACTIONS:

Signed by the Tampa Bay Buccaneers as a college free agent on May 2, 2008...Waived by the Buccaneers on Aug. 30, 2008...Signed to the Minnesota Vikings practice squad on Sept. 10, 2008...Signed by the Vikings on January 7, 2009...Waived by the Vikings on Sept. 5, 2009...Signed to the Vikings practice squad on Sept. 6, 2009...Signed by the Vikings on January 27, 2010...Waived by the Vikings on Sept. 4, 2010...Claimed off waivers by the Denver Broncos on Sept. 5, 2010...Re-signed by the Broncos on April 2, 2012...Re-signed by the Broncos on April 10, 2013...Signed a two-year contract extension with the Broncos on Sept. 16, 2013...Traded to the Houston Texans on August 31, 2015...Re-signed with the Texans on March 10, 2016.

### CAREER:

- A seventh-year offensive tackle who has appeared in 90 games (39 starts) with Houston (2015-16) and Denver (2010-14) after two years competing on Minnesota's practice squad
- Started 14 regular season games and three playoff contests at left tackle in place of injured All-Pro Ryan Clady in 2013 as part of an offensive line that allowed the fewest sacks (20) in the NFL
- Spent the 2008 and 2009 seasons on the Vikings practice squad after competing in Tampa Bay's training camp as a rookie in 2008
- Started every game at left tackle during his final three seasons at the University of Southern Mississippi, earning All-Conference USA recognition following his senior year
- Played in the New Orleans High School All-Star Game and was named an All-District offensive guard as a senior at McDonogh 35 High School in New Orleans
- Claimed off waivers by the Broncos from Minnesota on Sept. 5, 2010
- Entered the NFL with Tampa Bay as a college free agent in 2008

#### 2016 (Houston 10/8):

- Started the season opener at left tackle in place of T Duane Brown and helped pave the way for RB Lamar Miller's 106-yard rushing performance vs. Chicago (9/11)
- Started at left tackle vs. Kansas City (9/18) in Week 2, at New England (9/22) in Week 3 and vs. Tennessee (10/2) in Week 4
- Came off the bench for the first time and saw time at both tackle spots at Minnesota (10/9)
- Started at right tackle in place of T Derek Newton and helped pave the way for RB Lamar Miller's 149-yard rushing performance vs. Indianapolis (10/16) in Week 6
- Took over at right tackle when T Derek Newton departed with an injury in the second quarter at Denver (10/24) in Week 7
- Started at right tackle in Weeks 8-11

#### 2015 (Houston 11/4, 1/1):

- Played in 11 games (four starts) after being acquired by the Texans in a trade with the Denver Broncos on Aug. 31
- Started at left tackle in Weeks 2-3
- Recorded two fumble recoveries in Weeks 3 and 7
- Started at right tackle in Weeks 6-7
- Started at left tackle in the AFC Wild Card Game vs. Kansas City (1/9/16)

#### 2014 (Denver 13/7, 1/1):

- Played 13 regular season games (seven starts) on offense, opening five games at right tackle and another two contests as a blocking tight end
- Started at right tackle and lined up on all 346 offensive snaps during the first five games of the season
- Started as an extra tight end in Denver's AFC Divisional Playoff Game vs. Indianapolis (1/11/15)

#### 2013 (Denver 16/14, 3/3):

- Appeared in all 16 regular season games for the third consecutive season and set a career high with 14 starts at left tackle in place of injured All-Pro Ryan Clady
- Started all three postseason contests
- Was part of an offensive line unit that allowed the fewest sacks (20) in the NFL, as well as the most games allowing zero sacks (6)
- Opened his first career game at left tackle in Denver's Week 3 win vs. Oakland (9/23)
- Part of an offensive line group that was named a collective Offensive Player of the Week by Sports Illustrated's Peter King for its performance in which it allowed zero sacks and zero quarterback hits against the NFL's top-ranked sack defense vs. Kansas City (11/17)

#### 2012 (Denver 16/0, 1/0):

- Appeared in all 16 regular season games for the second consecutive season, seeing action in 63 snaps on offense and 88 plays on special teams

### CAREER STATISTICS

#### REGULAR SEASON GAMES PLAYED/STARTED (PLAYOFFS):

2008 Minnesota: 0/0 (0/0)  
 2009 Minnesota: 0/0 (0/0)  
 2010 Denver: 8/0 (0/0)  
 2011 Denver: 16/6 (2/0)  
 2012 Denver: 16/0 (1/0)  
 2013 Denver: 16/14 (3/3)  
 2014 Denver: 13/7 (1/1)  
 2015 Houston: 11/4 (1/1)  
 2016 Houston: 10/8  
**TOTAL: 90/39 (8/5)**

#### 2011 (Denver 16/6, 2/0):

- Played all 16 regular-season games (six starts) and both playoff contests for Denver, seeing time on special teams and as an extra blocking tight end on offense

#### 2010 (Denver 8/0):

- Played in Denver's final eight games after being assigned to the Broncos off waivers from Minnesota on Sept. 5
- Played primarily on special teams and on Denver's goal-line and short-yardage packages
- Made his NFL debut vs. Kansas City (11/14), lining up as an eligible tackle on quarterback Tim Tebow's 1-yard touchdown run in the second quarter

#### 2009 (Minnesota 0/0):

- Spent the 2009 season on Minnesota's practice squad

#### 2008 (Minnesota 0/0):

- Entered the NFL as a college free agent with Tampa Bay on May 2, competed with the Buccaneers during training camp before being waived and spending his rookie season on Minnesota's practice squad

### COLLEGE:

- Played 48 games (39 starts) over four years (2005-08) at the University of Southern Mississippi in Hattiesburg, Miss., opening every contest during his final three seasons at left tackle (30 starts) and left guard (nine starts)
- Earned All-Conference USA honors following his junior and senior seasons as the Golden Eagles posted more than 2,000 rushing yards in both campaigns
- Named to the Conference USA All-Freshman Team in 2004

### PERSONAL:

- Received all-district distinction at offensive guard and played in the 2002 New Orleans High School All-Star Game following his senior season at McDonogh 35 High School in New Orleans
- Won district and regional titles in shot put and discus as a prep senior





## JADEVEON CLOWNEY

DEFENSIVE END | 6-5 | 270 | SOUTH CAROLINA

Hometown: Rock Hill, S.C. | 3rd NFL Season | 3rd with Texans | Age: 23  
 Acquired: D1-'14 | 2016 GP/GS: 10/10 | Career GP/GS (Playoffs): 27/21 (0/0)  
 Teams: Houston 2014-16

# 90

### TRANSACTIONS:

Selected by the Houston Texans with the first overall pick in the 2014 NFL Draft.

### 2016 (Houston 10/10):

- Tied for second in the NFL with 12 tackles for loss
- Made his first career start at defensive end and totaled four tackles (three solo), including 1.0 sack, a career-high three quarterback hits and two tackles for loss, which tied a single-game career-high, vs. Chicago (9/11)
- Recorded three solo tackles, two quarterback hits, one tackle for loss and one pass defended vs. Kansas City (9/18)
- Finished with two solo tackles, including 1.0 sack, and two quarterback hits on Titans QB Marcus Mariota vs. Tennessee (10/2) in Week 4
- Tied a single-game career high with eight tackles (seven solo) and doubled his previous career high with four tackles for loss at Minnesota (10/9) in Week 5
- Made four tackles (three solo) and added two quarterback hits vs. Indianapolis (10/16)
- Logged four tackles (three solo) and one quarterback hit, giving him a career-high nine on the season, at Denver (10/24)
- Sacked Lions QB Matthew Stafford for a 9-yard loss in the second quarter and recorded his ninth tackle for loss of the year, which set a single-season career-high, vs. Detroit (10/30)
- Tallied four solo tackles and a tackle for loss at Jacksonville (11/13) in Week 10
- Finished second on the team with five tackles (all solo), including two for loss, at Oakland (11/21) in Week 11

### 2015 (Houston 13/9, 0/0):

- Recorded four tackles (three solo), one forced fumble, and 1.0 tackles for loss vs. Kansas City (9/13)
- Totaled two solo tackles and the first two passes defended of his career at Carolina (9/20)
- Made two tackles (one solo) and had one quarterback hit vs. Tampa Bay (9/27)
- Recorded two tackles (one solo) and one pass defended at Atlanta (10/4)
- Had two solo tackles, one tackle for loss, and one quarterback hit vs. Indianapolis (10/8)
- Inactive in Week 6 at Jacksonville (10/18)
- Recorded the first sack of his career in the second quarter at Miami (10/25) when he brought down Dolphins QB Ryan Tannehill for a 13-yard loss
- Led the team with a career-high eight tackles (seven solo), including two tackles for loss and a sack at Miami (10/25)
- Inactive in Week 10 at Cincinnati (11/1)
- Split a sack with OLB John Simon in the fourth quarter vs. N.Y. Jets (11/22)
- Brought down Bills QB Tyrod Taylor for a sack in the fourth quarter (12/6), bringing his total to 2.5 for the season
- Finished with three solo tackles, including two for loss and 1.0 sack at Buffalo (12/6)
- His two tackles for loss tied a single-game career-high (12/6)
- Totaled a single-game career-high 2.0 sacks to go along with seven tackles (four solo) vs. New England (12/13)
- Recorded a sack in his second straight game when he brought down Patriots QB Tom Brady for a 10-yard loss in the third quarter vs. New England (12/13)
- Sacked Brady for another 10-yard loss in the fourth quarter vs. New England (12/13), increasing his sack total on the year to 4.5
- His tackle total was the second-highest single-game total of his career
- Notched four tackles (one solo), one quarterback hit and one pass defended at Indianapolis (12/20)
- Selected by teammates as the 2015 Ed Block Courage Award winner

### 2016 STATISTICS

REGULAR SEASON				TACKLES				SACKS		INTERCEPTIONS				FUMBLES					
Date	Opp	GP	GS	Tot	Solo	Asst	QBH	TFL	Sk	Yds	Int	Yds	Lg	TD	PD	FF	FR	Yds	TD
9/11	CHI	1	1	4	3	1	3	2	1.0	1.0	0	0	0	0	0	0	0	0	0
9/18	KC	1	1	3	3	0	2	1	0.0	0.0	0	0	0	0	1	0	0	0	0
9/22	at NE	1	1	2	1	1	0	0	0.0	0.0	0	0	0	0	0	0	0	0	0
10/2	TEN	1	1	2	2	0	2	1	1.0	6.0	0	0	0	0	0	0	0	0	0
10/9	at MIN	1	1	8	7	1	0	4	0.0	0.0	0	0	0	0	0	0	0	0	0
10/16	IND	1	1	4	3	1	2	0	0.0	0.0	0	0	0	0	0	0	0	0	0
10/24	at DEN	1	1	4	3	1	1	0	0.0	0.0	0	0	0	0	0	0	0	0	0
10/30	DET	1	1	3	2	1	1	1	1.0	9.0	0	0	0	0	0	0	0	0	0
11/13	at JAX	1	1	4	4	0	0	1	0.0	0.0	0	0	0	0	0	0	0	0	0
11/21	at OAK	1	1	5	5	0	0	2	0.0	0.0	0	0	0	0	0	0	0	0	0
11/27	SD	-	-	-	-	-	-	-	-	-	-	-	-	-	-	-	-	-	-
12/4	at GB	-	-	-	-	-	-	-	-	-	-	-	-	-	-	-	-	-	-
12/11	at IND	-	-	-	-	-	-	-	-	-	-	-	-	-	-	-	-	-	-
12/18	JAX	-	-	-	-	-	-	-	-	-	-	-	-	-	-	-	-	-	-
12/24	CIN	-	-	-	-	-	-	-	-	-	-	-	-	-	-	-	-	-	-
1/1/17	at TEN	-	-	-	-	-	-	-	-	-	-	-	-	-	-	-	-	-	-
<b>Totals</b>		<b>10</b>	<b>10</b>	<b>39</b>	<b>33</b>	<b>6</b>	<b>11</b>	<b>12</b>	<b>3.0</b>	<b>16.0</b>	<b>0</b>	<b>0</b>	<b>0</b>	<b>0</b>	<b>1</b>	<b>0</b>	<b>0</b>	<b>0</b>	<b>0</b>

### CAREER STATISTICS

REGULAR SEASON				TACKLES				SACKS		INTERCEPTIONS				FUMBLES					
Year	Team	GP	GS	Tot	Solo	Asst	QBH	TFL	Sk	Yds	Int	Yds	Lg	TD	PD	FF	FR	Yds	TD
2014	HOU	4	2	7	5	2	0	3	0.0	0.0	0	0	0	0	0	0	0	0	0
2015	HOU	13	9	40	27	13	8	8	4.5	43.5	0	0	0	0	6	1	0	0	0
2016	HOU	10	10	39	33	6	11	12	3.0	16.0	0	0	0	0	1	0	0	0	0
<b>Totals</b>		<b>27</b>	<b>21</b>	<b>86</b>	<b>65</b>	<b>21</b>	<b>19</b>	<b>23</b>	<b>7.5</b>	<b>59.5</b>	<b>0</b>	<b>0</b>	<b>0</b>	<b>0</b>	<b>7</b>	<b>1</b>	<b>0</b>	<b>0</b>	<b>0</b>

### CAREER GAME HIGHS

Tackles: 8, 2x – last: at MIN, 10/9/16 | QBH: 3 vs. CHI, 9/11/16 | TFL: 4 at MIN, 10/9/16  
 Sacks: 2.0 vs. NE, 12/13/15 | PD: 2 at CAR, 9/20/15 | FF: 1 vs. KC, 9/13/15

- Inactive in Week 17 vs. Jacksonville (1/3/16) and in Wild Card Game vs. Kansas City (1/9/16)

### 2014 (Houston 4/2):

- Recorded a tackle for loss in his first career start vs. Washington (9/7)
- Inactive in Weeks 2-7
- Played at Tennessee (10/26) in Week 8 and made one tackle
- Inactive in Week 9
- Made a pair of tackles and had a tackle for loss at Cleveland (11/16) in Week 11
- Had a career-high three tackles and a tackle for loss vs. Cincinnati (11/23) in Week 12
- Inactive in Weeks 13-14

### COLLEGE:

- Played three seasons (2011-13) at the University of South Carolina in Columbia, S.C.
- Started 23-of-36 games for the Gamecocks, recording 130 tackles (85 solos) that included 24.0 sacks for minus-148 yards, 47.0 tackles for loss (minus-221 yards) and 20 quarterback pressures
- Recovered one fumble, forced nine others and deflected seven passes
- Finished second in school annals with 47.0 tackles for loss
- Third on the school's all-time list with 24.0 sacks
- Holds school record with nine forced fumbles
- Two-time All-American (2012, 2013)
- Two-time All-SEC (2012, 2013)
- SEC Freshman of the Year
- Became the third Gamecock to earn first-team All-American honors in two seasons

### PERSONAL:

- Attended South Pointe High School in Rock Hill, S.C.
- Started for the Stallions as a freshman at running back and defensive end
- Tallied 162 tackles, 29.5 sacks, 29 tackles for loss, 11 forced fumbles and six fumble recoveries, and scored five touchdowns on defense
- Led his team a 15-0 record and state championship and finished with 17 sacks

## JADEVEON CLOWNEY

- Finished his sophomore season with 144 tackles and 23 sacks
- Named South Carolina's 2010 Mr. Football
- Played in the Shrine Bowl of the Carolinas
- Notched seven tackles and 1.5 sacks in the Under Armour All-America Game
- Named the consensus best player in the nation and named USA Today's National Defensive Player of the Year
- Lettered for the school's basketball team
- Majored in African-American studies



## CHRISTIAN COVINGTON

DEFENSIVE END | 6-2 | 305 | RICE

Hometown: Vancouver, B.C., Canada | 2nd NFL Season | 2nd with Texans | Age: 23  
 Acquired: D6b-'15 | 2016 GP/GS: 10/4 | Career GP/GS (Playoffs): 25/4 (1/0)  
 Teams: Houston 2015-16

# 95

### TRANSACTIONS:

Selected by the Houston Texans with the 40th pick in the sixth round (216th overall) of the 2015 NFL Draft.

### 2016 (Houston 10/4):

- Recorded an assist as a reserve defensive end in the season opener vs. Chicago (9/11)
- Tied a single-game career high with two tackles at New England (9/22) in Week 3
- Made his first career start and tallied one solo tackle vs. Tennessee (10/2) in Week 4
- Started at left defensive end and finished with a career-high five tackles (three solo) and his first tackle for loss of the season at Minnesota (10/9) in Week 5
- Made one solo tackle vs. Indianapolis (10/16) in Week 6 and at Denver (10/24) in Week 7
- Saw action as a reserve defensive end vs. Detroit (10/30) in Week 8
- Logged three solo tackles at Jacksonville (11/13) in Week 10
- Made one solo tackle at Oakland (11/21) in Week 11

### 2015 (Houston 15/0, 1/0):

- Made his NFL debut Week 1 vs. Kansas City (9/13) and played Week 2 at Carolina (9/20)
- Recorded his first career NFL tackle vs. Tampa Bay (9/27)
- Made a tackle for loss vs. Indianapolis (10/8)
- Tallied his first career quarterback hit at Jacksonville (10/18)
- Registered his first career sack when he brought down Bengals QB Andy Dalton for a 6-yard loss in the third quarter at Cincinnati (11/16)
- Inactive in Week 15 at Indianapolis (12/20)

### COLLEGE:

- Played three seasons (2012-14) at Rice University in Houston after redshirting the 2011 campaign
- Chose to enter NFL Draft after an injury-shortened 2014 campaign
- First Rice interior defensive lineman drafted since Cornelius Walker in 1976 (Kansas City, 3rd round, 59th overall selection)
- Saw his 2014 season come to an end after an injury at FIU resulted in knee surgery
- First-team All-C-USA pick by league coaches as well as Dave Campbell's Texas Football's All-Texas College second team in 2013
- Led team with career-high 11.5 tackles for loss among his 59 stops, including four sacks in 2013
- Named to USA Today's All-Bowl team for his efforts vs. Air Force in the Armed Forces Bowl in 2012
- Completed the 2012 season with 20 quarterback hurries, 43 tackles (25 solo), eight tackles for loss, five sacks, forced one fumble and one pass breakup
- Led C-USA freshmen and was tied for second nationally among first year players with five sacks in 2012
- Redshirted in 2011

### PERSONAL:

- Attended Vancouver (B.C., Canada) College Prep
- Provincial Defensive MVP while leading the Fighting Irish to the Provincial Championship and ranked as the top defensive lineman in Canada
- Credited with 83 tackles, including 15 sacks as a senior
- Had 276 tackles and 38 sacks in his career
- Credited with four tackles in the 2010 National Underclassmen Combine All-World Gridiron Classic in Charleston, S.C.

## 2016 STATISTICS

REGULAR SEASON				TACKLES					SACKS		INTERCEPTIONS					FUMBLES				
Date	Opp	GP	GS	Tot	Solo	Asst	QBH	TFL	Sk	Yds	Int	Yds	Lg	TD	PD	FF	FR	Yds	TD	
9/11	CHI	1	0	1	0	1	0	0	0.0	0.0	0	0	0	0	0	0	0	0	0	0
9/18	KC	1	0	0	0	0	0	0	0.0	0.0	0	0	0	0	0	0	0	0	0	0
9/22	at NE	1	0	2	0	2	0	0	0.0	0.0	0	0	0	0	0	0	0	0	0	0
10/2	TEN	1	1	1	1	0	0	0	0.0	0.0	0	0	0	0	0	0	0	0	0	0
10/9	at MIN	1	1	5	3	2	0	1	0.0	0.0	0	0	0	0	0	0	0	0	0	0
10/16	IND	1	1	1	1	0	0	0	0.0	0.0	0	0	0	0	0	0	0	0	0	0
10/24	at DEN	1	1	1	1	0	0	0	0.0	0.0	0	0	0	0	0	0	0	0	0	0
10/30	DET	1	0	0	0	0	0	0	0.0	0.0	0	0	0	0	0	0	0	0	0	0
11/13	at JAX	1	0	3	3	0	0	0	0.0	0.0	0	0	0	0	0	0	0	0	0	0
11/21	at OAK	1	0	1	1	0	0	0	0.0	0.0	0	0	0	0	0	0	0	0	0	0
11/27	SD	-	-	-	-	-	-	-	-	-	-	-	-	-	-	-	-	-	-	-
12/4	at GB	-	-	-	-	-	-	-	-	-	-	-	-	-	-	-	-	-	-	-
12/11	at IND	-	-	-	-	-	-	-	-	-	-	-	-	-	-	-	-	-	-	-
12/18	JAX	-	-	-	-	-	-	-	-	-	-	-	-	-	-	-	-	-	-	-
12/24	CIN	-	-	-	-	-	-	-	-	-	-	-	-	-	-	-	-	-	-	-
1/1/17	at TEN	-	-	-	-	-	-	-	-	-	-	-	-	-	-	-	-	-	-	-
<b>Totals</b>		<b>10</b>	<b>4</b>	<b>15</b>	<b>10</b>	<b>5</b>	<b>0</b>	<b>1</b>	<b>0.0</b>	<b>0.0</b>	<b>0</b>	<b>0</b>	<b>0</b>	<b>0</b>	<b>0</b>	<b>0</b>	<b>0</b>	<b>0</b>	<b>0</b>	<b>0</b>

## CAREER STATISTICS

REGULAR SEASON				TACKLES					SACKS		INTERCEPTIONS					FUMBLES				
Year	Team	GP	GS	Tot	Solo	Asst	QBH	TFL	Sk	Yds	Int	Yds	Lg	TD	PD	FF	FR	Yds	TD	
2015	HOU	15	0	8	5	3	4	4	2.0	24.0	0	0	0	0	0	0	0	0	0	0
2016	HOU	10	4	15	10	5	0	1	0.0	0.0	0	0	0	0	0	0	0	0	0	0
<b>Totals</b>		<b>25</b>	<b>4</b>	<b>23</b>	<b>15</b>	<b>8</b>	<b>4</b>	<b>5</b>	<b>2.0</b>	<b>24.0</b>	<b>0</b>	<b>0</b>	<b>0</b>	<b>0</b>	<b>0</b>	<b>0</b>	<b>0</b>	<b>0</b>	<b>0</b>	<b>0</b>
POSTSEASON				TACKLES					SACKS		INTERCEPTIONS					FUMBLES				
Year	Team	GP	GS	Tot	Solo	Asst	QBH	TFL	Sk	Yds	Int	Yds	Lg	TD	PD	FF	FR	Yds	TD	
2015	HOU	1	0	2	0	2	0	0	0.0	0.0	0	0	0	0	0	0	0	0	0	0
<b>Totals</b>		<b>1</b>	<b>0</b>	<b>2</b>	<b>0</b>	<b>2</b>	<b>0</b>	<b>0</b>	<b>0.0</b>	<b>0.0</b>	<b>0</b>	<b>0</b>	<b>0</b>	<b>0</b>	<b>0</b>	<b>0</b>	<b>0</b>	<b>0</b>	<b>0</b>	<b>0</b>

### CAREER GAME HIGHS

Tackles: 5 at MIN, 10/9/16 | QBH: 1, 4x – last: vs. JAX 1/3/16 | TFL: 1, 5x – last: at MIN 10/9/16 | Sacks: 1.0, 2x – last: vs. JAX, 1/3/16

- Father, Grover Covington, is the CFL all-time leader in career sacks with 157.0 and was inducted into the Canadian Football Hall of Fame in 2000

# TEXANS BIOS



## BRIAN CUSHING

INSIDE LINEBACKER | 6-3 | 255 | SOUTHERN CALIFORNIA

Hometown: Park Ridge, N.J. | 8th NFL Season | 8th with Texans | Age: 29

Acquired: D1-'09 | 2016 GP/GS: 8/8 | Career GP/GS (Playoffs): 94/94 (3/3)

Teams: Houston 2009-16

# 56

### TRANSACTIONS:

Selected by the Houston Texans with the 15th pick in the first round (15th overall) of the 2009 NFL Draft...Re-signed with the Texans on Sept. 3, 2013.

### HONORS:

- Associated Press All-Pro Second Team (2009, 2011)
- Associated Press Defensive Rookie of the Year (2009)
- Pro Bowl Selection (2010)
- Pro Football Weekly/PFWA All-AFC Team (2011)
- Houston Texans Team Most Valuable Player (2011)
- Ed Block Courage Award Winner (2013)
- Houston Texans Team Rookie of the Year (2009)
- AFC Defensive Player of the Week (Week 6, 2009; Week 8, 2009)
- NFL Defensive Rookie of the Month (November, 2009; December, 2009)
- Pro Football Weekly/PFWA Defensive Rookie of the Year (2009)
- Pro Football Weekly/PFWA All-Rookie Team (2009)
- GMC Never Say Never Moment of the Week for Week 1 fourth-quarter interception return for a touchdown at San Diego (2013)
- Named NFLPA's Community Most Valuable Player of the Week for his positive impact in the local community (Week 14, 2015)

### CAREER:

- Owns 620 tackles in his career, making him the second player in Texans history to reach 600 career tackles (DeMeco Ryans)
- Tied with CB Kareem Jackson for the 10th-most regular-season games played in Texans history after passing QB Matt Schaub (90)
- Led the team in tackles in 2009 and 2011
- His 133 tackles in 2009 finished tied for second most in the AFC, trailing only Ray Lewis' 134 tackles
- Ranks ninth in team history with 12.0 career sacks
- Has eight career interceptions, 29 passes defensed, nine forced fumbles and one safety
- Has 17 career double-digit tackle games

### 2016 (Houston 8/8):

- Recorded two tackles (one solo) in nine defensive snaps before departing with an injury in the season opener vs. Chicago (9/11)
- Inactive for Week 2 vs. Kansas City (9/18) and Week 3 at New England (9/22)
- Returned from injury and posted a season-high four tackles (three solo) vs. Tennessee (10/2) in Week 4
- Posted four tackles (two solo) at Minnesota in Week 5
- Racked up a season-high eight tackles (four solo) and surpassed the 600 career tackle mark vs. Indianapolis (10/16) in Week 6
- Finished with six tackles (three solo) at Denver (10/24) in Week 7
- Finished second on the team with seven tackles, all of which were solo stops, vs. Detroit (10/30) in Week 8

### 2015 (Houston 16/16, 1/1):

- Led the team with 10 tackles (six solo) vs. Kansas City (9/13)

## 2016 STATISTICS

REGULAR SEASON				TACKLES					SACKS		INTERCEPTIONS					FUMBLES				
Date	Opp	GP	GS	Tot	Solo	Asst	QBH	TFL	Sk	Yds	Int	Yds	Lg	TD	PD	FF	FR	Yds	TD	
9/11	CHI	1	1	2	1	1	0	0	0.0	0.0	0	0	0	0	0	0	0	0	0	0
9/18	KC																			
9/22	at NE																			
10/2	TEN	1	1	4	3	1	0	0	0.0	0.0	0	0	0	0	0	0	0	0	0	0
10/9	at MIN	1	1	4	2	2	0	0	0.0	0.0	0	0	0	0	0	0	0	0	0	0
10/16	IND	1	1	8	4	4	0	0	0.0	0.0	0	0	0	0	0	0	0	0	0	0
10/24	at DEN	1	1	6	3	3	0	0	0.0	0.0	0	0	0	0	0	0	0	0	0	0
10/30	DET	1	1	7	7	0	0	0	0.0	0.0	0	0	0	0	0	0	0	0	0	0
11/13	at JAX	1	1	3	3	0	1	0	0.0	0.0	0	0	0	0	0	0	0	0	0	0
11/21	at OAK	1	1	2	2	0	0	0	0.0	0.0	0	0	0	0	0	0	0	0	0	0
11/27	SD	-	-	-	-	-	-	-	-	-	-	-	-	-	-	-	-	-	-	-
12/4	at GB	-	-	-	-	-	-	-	-	-	-	-	-	-	-	-	-	-	-	-
12/11	at IND	-	-	-	-	-	-	-	-	-	-	-	-	-	-	-	-	-	-	-
12/18	JAX	-	-	-	-	-	-	-	-	-	-	-	-	-	-	-	-	-	-	-
12/24	CIN	-	-	-	-	-	-	-	-	-	-	-	-	-	-	-	-	-	-	-
1/1/17	at TEN	-	-	-	-	-	-	-	-	-	-	-	-	-	-	-	-	-	-	-
<b>Totals</b>		<b>8</b>	<b>8</b>	<b>37</b>	<b>25</b>	<b>12</b>	<b>1</b>	<b>0</b>	<b>0.0</b>	<b>0.0</b>	<b>0</b>	<b>0</b>	<b>0</b>	<b>0</b>	<b>0</b>	<b>0</b>	<b>0</b>	<b>0</b>	<b>0</b>	<b>0</b>

## CAREER STATISTICS

REGULAR SEASON				TACKLES					SACKS		INTERCEPTIONS					FUMBLES			
Year	Team	GP	GS	Tot	Solo	Asst	QBH	TFL	Sk	Yds	Int	Yds	Lg	TD	PD	FF	FR	Yds	TD
2009	HOU	16	16	133	86	47	12	12	4.0	30.5	4.0	26	20	0	10	2	0	0	0
2010	HOU	12	12	76	53	23	11	8	1.5	12.0	0.0	0	0	0	4	1	0	0	0
2011	HOU	16	16	114	76	38	13	8	4.0	21.0	2.0	5	5	0	5	2	0	0	0
2012	HOU	5	5	30	23	7	2	0	0.0	0.0	1.0	1	1	0	2	1	0	0	0
2013	HOU	7	7	48	36	12	4	6	1.5	4.5	1.0	18	18	1	3	1	0	0	0
2014	HOU	14	14	72	41	31	9	1	1.0	8.0	0.0	0	0	0	2	1	0	0	0
2015	HOU	16	16	110	63	47	2	4	0.0	0.0	0.0	0	0	0	3	1	0	0	0
2016	HOU	8	8	37	25	12	1	0	0.0	0.0	0	0	0	0	0	0	0	0	0
<b>Totals</b>		<b>94</b>	<b>94</b>	<b>620</b>	<b>403</b>	<b>217</b>	<b>54</b>	<b>39</b>	<b>12.0</b>	<b>76.0</b>	<b>8</b>	<b>50</b>	<b>20</b>	<b>1</b>	<b>29</b>	<b>9</b>	<b>0</b>	<b>0</b>	<b>0</b>
POSTSEASON				TACKLES					SACKS		INTERCEPTIONS					FUMBLES			
Year	Team	GP	GS	Tot	Solo	Asst	QBH	TFL	Sk	Yds	Int	Yds	Lg	TD	PD	FF	FR	Yds	TD
2011	HOU	2	2	19	10	9	0	1	0.0	0.0	0	0	0	0	1	0	0	0	0
2015	HOU	1	1	13	9	4	0	0	0.0	0.0	1	0	0	0	1	0	0	0	0
<b>Totals</b>		<b>3</b>	<b>3</b>	<b>32</b>	<b>19</b>	<b>13</b>	<b>0</b>	<b>1</b>	<b>0.0</b>	<b>0.0</b>	<b>1</b>	<b>0</b>	<b>0</b>	<b>0</b>	<b>2</b>	<b>0</b>	<b>0</b>	<b>0</b>	<b>0</b>

### ADDITIONAL STATISTICS

Safeties (1): vs. Oakland, 10/4/09 | Touchdowns (1): at San Diego (18-yard INT return)

### CAREER GAME HIGHS

Tackles: 17 at NYG, 9/21/14 | QBH: 3, 3x – last: vs. BAL, 12/13/10 | TFL: 4 vs. TEN, 11/28/10

Sacks: 1.5, 2x – last: vs. TEN, 9/15/13 | INT: 1, 8x – last: at SD, 9/9/13 | PD: 2, 4x – last: at SD, 9/9/13 | FF: 2, 2x – last: at IND, 12/22/11

- Tied for second on the team with seven tackles (four solo) and added one pass defensed at Carolina (9/20)
- Deflected a pass on third down of Carolina's opening drive to force a punt (9/20)
- Made four tackles (three solo) vs. Tampa Bay (9/27)
- Led the team with 11 tackles (seven solo), including one for a loss, at Atlanta (10/4)
- Led the team with eight tackles in the game vs. Indianapolis (10/8)
- Led the team with 12 tackles (nine solo) at Jacksonville (10/18)
- Posted his fourth double-digit tackle game of the season and 17th of his career vs. Tennessee (11/1)
- Led the team with 13 tackles (six solo) and added one pass defensed vs. Tennessee (11/1)
- Tied for third on the team with five tackles (four solo), including one for loss, vs. N.Y. Jets (11/22)
- Tied for the team lead with nine tackles (six solo), including two tackles for loss, vs. New England (12/13)
- His tackles for loss total marked a single-game season-high (12/13)
- Tied for the team lead with seven tackles at Indianapolis (12/20)
- Recorded the second-most tackles (six) on the team, to go along with a forced fumble and a

## BRIAN CUSHING

pass defended vs. Jacksonville (1/3/16)

- Forced a fumble on Jaguars RB Denard Robinson vs. Jacksonville (1/3/16), his first of the season and ninth of his career. DE J.J. Watt recovered the ball on the play
- Deflected a pass in the first quarter vs. Jacksonville (1/3/16), his third of the season and 29th of his career
- Finished the regular season with 110 total tackles (63 solo), his highest single-season total since 2011
- Tied DeMeco Ryans (86) for the 12th-most regular season games played in Texans history
- Set a franchise single-game postseason record and led the team with 13 tackles, including nine solo stops, in Wild Card Game vs. Kansas City (1/9/16)
- Intercepted his first career pass in the postseason when he picked off Chiefs QB Alex Smith in the first quarter. Became the fourth player in team history to record an interception in the playoffs (1/9/16)
- Passed Brooks Reed (19), Danieal Manning (23) and J.J. Watt (24) for the most career tackles (32) in Texans postseason history

### 2014 (Houston 14/14):

- Played in 14 games and finished with 72 tackles, nine quarterback hits, two passes defended, a forced fumble and 1.0 sacks
- Made five tackles and had a quarterback hit vs. Washington (9/7) in Week 1
- Was second on the team with six tackles in Week 2 at Oakland (9/14)
- Officially tied a franchise record with 17 total tackles at the N.Y. Giants (9/21) in Week 3
- Made a team-high nine tackles (eight solo) and a pass defended vs. Buffalo (9/28)
- Sacked Cowboys QB Tony Romo for 8 yards and registered nine tackles, a quarterback hit and a tackle for loss at Dallas (10/5) in Week 5
- Made four tackles vs. Indianapolis (10/9) in Week 6
- Inactive in Weeks 8-9
- Caused a fumble in the second quarter that was recovered by DE J.J. Watt and added six tackles, two quarterback hits and a pass defended at Cleveland (11/16) in Week 11
- Had eight tackles vs. Cincinnati (11/23) in Week 12
- Recorded four tackles and a pair of quarterback hits at Jacksonville (12/7) in Week 14

### 2013 (Houston 7/7):

- Led the team with 65 tackles and had 1.5 sacks and an interception before suffering a season-ending knee injury at Kansas City in Week 7
- Led the team with 11 tackles (five solo) and recorded an interception, which was returned 18 yards for a game-tying touchdown in the fourth quarter at San Diego (9/9)
- Tied career highs with 13 tackles (11 solo) and 1.5 sacks vs. Tennessee (9/15)
- Tied for a team-high with 10 tackles (seven solo) at Baltimore (9/22)
- Recorded 10 tackles (seven solo) and a forced fumble vs. Seattle (9/29)
- Recorded eight tackles (five solo) at San Francisco (10/6)
- Recorded eight tackles (four solo) vs. St. Louis (10/13)
- Recorded five solo tackles and a pass defended before suffering a leg injury in the third quarter at Kansas City (10/20)

### 2012 (Houston 5/5):

- Started five games and led the team in tackles before suffering a season-ending knee injury
- Named a team captain for the second consecutive season
- Finished the season with 43 tackles (27 solo), one interception, two passes defended and one forced fumble
- Led the defense with nine tackles (six solo) while also intercepting a pass and forcing a fumble in the season opener vs. Miami (9/9)
- Named one of the Defensive Players of the Game after recording nine tackles (three solo) at Jacksonville (9/16)
- Made seven tackles (three solo) and broke up a pass at Denver (9/23)
- Set a career-high with 13 tackles (9 solo) vs. Tennessee (9/30)
- Had five tackles (three solo) at the N.Y. Jets (10/8) before leaving the game with a knee injury
- Started at Indianapolis (12/14) in Week 15

### 2011 (Houston 16/16, 2/2):

- Second-Team Associated Press All-Pro selection and finished the season with a team-best 114 tackles (77 solo), 4.0 sacks, two interceptions and two forced fumbles
- Elected a team captain by his teammates in the second half of the season
- Started and led all Texans defenders with seven tackles (four solo) and one quarterback pressure in the season opener vs. Indianapolis (9/11)
- Led the team with 10 tackles (seven solo) at Miami (9/18), his eighth double-digit tackle game
- Tied for the team lead with six tackles (two solo) vs. Pittsburgh (10/2)
- Recorded his first sack of the season and finished tied for the team lead in tackles with eight (seven solo) vs. Oakland (10/9)
- Led the defense with six tackles (five solo) and had a pass defended at Tennessee (10/23)
- Named the Defensive Player of the Game for the Texans after leading the team with seven tackles and recording an interception vs. Jacksonville (10/30)
- Led the defense with seven tackles (four solo) and sacked Browns QB Colt McCoy for a 5-yard loss vs. Cleveland (11/6)

- Led the defense with eight solo tackles, one sack and an interception at Tampa Bay (11/13)
- Tied for the team lead in tackles with six (five solo) while also adding two hits on the quarterback vs. Atlanta (12/4)
- Recorded his ninth career double-digit tackle game with 12 tackles (nine solo), including one for a loss vs. Carolina (12/18)
- Led the team in tackles for the 10th time in 2011 while also forcing two fumbles, including a sack-fumble on the first defensive play of the game at Indianapolis (12/22)
- Led the team with 19 postseason tackles
- Started in his postseason debut and registered a team-leading eight tackles, including five solos and one for loss in AFC Wild Card Playoff vs. Cincinnati (1/7/12)
- Recorded 11 tackles (five solo) and one pass defended in AFC Divisional Playoff at Baltimore (1/15/12)

### 2010 (Houston 12/12):

- Started the final 12 games of the regular season and totaled 76 tackles (49 solo), 1.5 sacks and one forced fumble
- Made season debut vs. the N.Y. Giants (10/10) and had nine tackles (four solo) and one pass defended
- Made eight tackles (seven solo) including one quarterback hit vs. Kansas City (10/17)
- Returned to strongside linebacker and recorded nine solo tackles and one quarterback hit at Jacksonville (11/14)
- Made four solo tackles and forced a fumble at the N.Y. Jets (11/21)
- Led the defense with seven tackles (three solo) including four for a loss to go along with two passes defended vs. Tennessee (11/28)
- Recorded 1.5 sacks for 12 yards lost and 10 tackles (six solo) including three for a loss vs. Baltimore (12/13)
- Made five tackles (four solo) including two quarterback hits vs. Jacksonville (1/2/11)

### 2009 (Houston 16/16):

- Started all 16 games as a rookie and was named Associated Press Defensive Rookie of the Year
- Voted into the 2010 Pro Bowl but was unable to play due to injury
- Made professional debut for the Texans, starting at linebacker vs. the N.Y. Jets (9/13), and tied for the team-high with eight tackles (five solo)
- Became the first Texans rookie to lead his team in tackles in his first three career games vs. Jacksonville (9/27), where he registered eight tackles (six solo), one tackle for loss, and two pass defended
- Wrapped up RB Justin Fargas in the end zone for the Texans first safety since Dec. 15, 2002 vs. Oakland (10/4)
- Made nine tackles (six solo), two passes defended, two forced fumbles and intercepted a pass from Bengals QB Carson Palmer late in the fourth quarter to clinch the victory at Cincinnati (10/18)
- Named the AFC Defensive Player of the Week (10/21) for his performance at Cincinnati
- Led the Texans in tackles for the sixth time in eight games with 10 (three solo) as well as having one sack, one pass defended and one interception at Buffalo (11/1)
- Set a career high with 12 tackles (10 solo), one pass defended, one tackle for a loss and one quarterback hit at Indianapolis (11/8)
- Defensive leader in tackles for the ninth time, compiling 11 tackles (seven solo) vs. Indianapolis (11/29), where he picked off Colts QB Peyton Manning for his third interception of the season
- Named NFL Rookie of the Month in November after totaling 43 tackles, two interceptions and a sack
- Recorded one sack for a loss of 13 yards, three quarterback hits and 10 tackles (six solo) including three for a loss vs. Seattle (12/13)
- Made seven tackles (three solo) with two hits on Rams QB Keith Null, including a half-sack for a loss of five yards at St. Louis (12/20)
- Made nine solo tackles at Miami (12/27), intercepted one pass, deflected a pass and had a sack for the third straight week

### COLLEGE:

- Played four seasons (2005-08) at the University of Southern California in Los Angeles
- Started 38-of-44 games he played in with the Trojans, including 13 at right defensive end and 25 at strongside outside linebacker
- Finished his career with 178 tackles (101 solo) that included 8.5 quarterback sacks for minus 57 yards, 27.0 stops for losses totaling 106 yards and two pressures
- Intercepted one pass, deflected 12 others and blocked two punts
- Consensus All-American as a senior, earning first-team accolades from Sports Illustrated and second-team honors from The Sporting News and Associated Press, and a consensus first-team All-Pac 10 choice
- Finalist for the Butkus Award, semifinalist for the Lombardi Award and quarterfinalist for the Lott Trophy
- Honorable mention All-Pac 10 selection in 2007 and second-team all-conference pick in 2006
- Started the last four games in 2005, including the national title game

### PERSONAL:

- Attended Bergen Catholic High School in Oradell, N.J.
- Earned Parade, USA Today, Prep Football Report, Scout.com, Super Prep, EA Sports and

## BRIAN CUSHING

Prep Star All-American honors as a senior

- Recorded 120 tackles, 11 stops for loss, 10.0 sacks and seven interceptions as a linebacker in 2004
- Played running back and tight end and gained 475 rushing yards with 10 touchdowns and caught 13 passes for 456 yards (35.1 avg) with seven scores
- Took part in the NFL USO Tour in 2016



## QUINTIN DEMPS

SAFETY | 5-11 | 210 | TEXAS-EL PASO

Hometown: San Antonio, Texas | 9th NFL Season | 5th with Texans | Age: 31  
 Acquired: FA-'15 | 2016 GP/GS: 7/7 | Career GP/GS (Playoffs): 101/34 (9/3)  
 Teams: Philadelphia 2008-09; Kansas City 2013; N.Y. Giants 2014; Houston 2010-12, 2015-16

# 27

### TRANSACTIONS:

Selected by the Philadelphia Eagles with the 18th pick in the fourth round (117th overall) of the 2008 NFL Draft...Waived by the Eagles on Sept. 4, 2010...Signed by the Houston Texans on Dec. 7, 2010...Waived by the Texans on Sept. 3, 2011...Re-signed by the Texans on Oct. 25, 2011...Re-signed with the Texans on April 5, 2012...Signed by the Kansas City Chiefs on May 22, 2013...Signed by the New York Giants on March 16, 2014...Signed by the Texans on August 19, 2015...Re-signed with the Texans on April 7, 2016.

### CAREER:

- Has 13 career interceptions and 10 since 2013, which ranks tied for the eighth-most interceptions by a safety during that span
- Played for the Texans from 2010-12 before joining Kansas City (2013) and the N.Y. Giants (2014)
- Has played in nine postseason games with three starts

### 2016 (Houston 7/7):

- Recorded four tackles (three solo) in the season opener vs. Chicago (9/11)
- Finished with five tackles (three solo) and forced a fumble on Chiefs RB Spencer Ware, which was recovered by CB Kevin Johnson and returned 53 yards, vs. Kansas City (9/18)
- Tallied four tackles (two solo) at New England (9/22) in Week 3
- Tied for third on the team with five tackles (four solo) and an interception of Titans QB Marcus Mariota vs. Tennessee (10/2) in Week 4
- Assisted on a pair of tackles before departing with an injury at Minnesota (10/9) in Week 5
- Inactive for Weeks 6-8 with an injury
- Played in his 100th career game and notched four solo tackles at Jacksonville (11/13) in Week 10

### 2015 (Houston 14/13, 1/1):

- Started at safety vs. Kansas City (9/13) and made five tackles (four solo)
- Led the team with eight tackles (two solo) and a half-sack, his first sack since his rookie year with Philadelphia in 2008, at Carolina (9/20)
- Picked off Buccaneers QB Jameis Winston in the third quarter, his first interception of the year and 12th of his career vs. Tampa Bay (9/27)
- Has nine interceptions since 2013, which is tied for the ninth-most in the NFL by a safety during that span
- Returned two kickoffs for 46 yards (23.0 avg.) vs. Tampa Bay (9/27)
- Inactive in Weeks 5-6
- Tied for third on the team with six tackles (two solo) and added a forced fumble and fumble recovery at Cincinnati (11/16)
- Forced and recovered a fumble on Bengals WR A.J. Green on Cincinnati's final offensive play of the game in the fourth quarter to seal the win for the Texans (11/16)
- Finished second on the team with six tackles (four solo), two passes defended and one tackle for loss vs. N.Y. Jets (11/22)
- His passes defended total marked a season-high, while the tackle for loss was his first of

### 2016 STATISTICS

REGULAR SEASON				TACKLES					SACKS		INTERCEPTIONS					FUMBLES				
Date	Opp	GP	GS	Tot	Solo	Asst	QBH	TFL	Sk	Yds	Int	Yds	Lg	TD	PD	FF	FR	Yds	TD	
9/11	CHI	1	1	4	3	1	0	0	0.0	0.0	0	0	0	0	0	0	0	0	0	0
9/18	KC	1	1	5	3	2	0	0	0.0	0.0	0	0	0	0	0	1	0	0	0	0
9/22	at NE	1	1	4	2	2	0	0	0.0	0.0	0	0	0	0	0	0	0	0	0	0
10/2	TEN	1	1	5	4	1	0	0	0.0	0.0	1	6	6	0	1	0	0	0	0	0
10/9	at MIN	1	1	2	0	2	0	0	0.0	0.0	0	0	0	0	0	0	0	0	0	0
10/16	IND																			
10/24	at DEN																			
10/30	DET																			
11/13	at JAX	1	1	4	4	0	0	0	0.0	0.0	0	0	0	0	0	0	0	0	0	0
11/21	at OAK	1	1	3	3	0	0	0	0.0	0.0	0	0	0	0	0	0	0	0	0	0
11/27	SD	-	-	-	-	-	-	-	-	-	-	-	-	-	-	-	-	-	-	-
12/4	at GB	-	-	-	-	-	-	-	-	-	-	-	-	-	-	-	-	-	-	-
12/11	at IND	-	-	-	-	-	-	-	-	-	-	-	-	-	-	-	-	-	-	-
12/18	JAX	-	-	-	-	-	-	-	-	-	-	-	-	-	-	-	-	-	-	-
12/24	CIN	-	-	-	-	-	-	-	-	-	-	-	-	-	-	-	-	-	-	-
1/1/17	at TEN	-	-	-	-	-	-	-	-	-	-	-	-	-	-	-	-	-	-	-
<b>Totals</b>		<b>7</b>	<b>7</b>	<b>28</b>	<b>20</b>	<b>8</b>	<b>1</b>	<b>0</b>	<b>0.0</b>	<b>0.0</b>	<b>1</b>	<b>6</b>	<b>6</b>	<b>0</b>	<b>2</b>	<b>1</b>	<b>0</b>	<b>0</b>	<b>0</b>	<b>0</b>

### CAREER STATISTICS

REGULAR SEASON				TACKLES					SACKS		INTERCEPTIONS					FUMBLES				
Year	Team	GP	GS	Tot	Solo	Asst	QBH	TFL	Sk	Yds	Int	Yds	Lg	TD	PD	FF	FR	Yds	TD	
2008	PHI	16	0	5	5	0	1	1	1.0	9.0	0	0	0	0	1	1	0	0	0	0
2009	PHI	9	0	7	7	0	0	0	0.0	0.0	1	12	12	0	3	0	0	0	0	0
2010	HOU	2	0	0	0	0	0	0	0.0	0.0	0	0	0	0	0	0	0	0	0	0
2011	HOU	9	0	22	18	4	1	0	0.0	0.0	2	47	42	0	4	0	0	0	0	0
2012	HOU	12	0	27	21	6	0	2	0.0	0.0	0	0	0	0	5	0	1	0	0	0
2013	KC	16	6	32	22	10	0	0	0.0	0.0	4	61	35	0	9	0	0	0	0	0
2014	NYG	16	9	54	38	16	0	1	0.0	0.0	4	19	10	0	7	1	0	0	0	0
2015	HOU	14	13	61	35	26	1	1	0.5	6.5	1	0	0	0	6	1	2	33	1	1
2016	HOU	7	7	28	20	8	1	0	0.0	0.0	1	6	6	0	2	1	0	0	0	0
<b>Totals</b>		<b>101</b>	<b>35</b>	<b>236</b>	<b>166</b>	<b>70</b>	<b>4</b>	<b>5</b>	<b>1.5</b>	<b>15.5</b>	<b>13</b>	<b>145</b>	<b>42</b>	<b>0</b>	<b>37</b>	<b>4</b>	<b>3</b>	<b>33</b>	<b>1</b>	<b>1</b>
POSTSEASON				TACKLES					SACKS		INTERCEPTIONS					FUMBLES				
Year	Team	GP	GS	Tot	Solo	Asst	QBH	TFL	Sk	Yds	Int	Yds	Lg	TD	PD	FF	FR	Yds	TD	
2008	PHI	3	1	7	4	3	0	0	0.0	0.0	0	0	0	0	0	0	0	0	0	0
2011	HOU	2	1	3	3	0	0	1	0.0	0.0	0	0	0	0	0	0	0	0	0	0
2012	HOU	2	0	0	0	0	0	0	0.0	0.0	0	0	0	0	0	0	0	0	0	0
2013	KC	1	0	0	0	0	0	0	0.0	0.0	0	0	0	0	0	0	0	0	0	0
2015	HOU	1	1	5	3	2	0	0	0.0	0.0	0	0	0	0	0	0	0	0	0	0
<b>Totals</b>		<b>9</b>	<b>3</b>	<b>15</b>	<b>10</b>	<b>5</b>	<b>0</b>	<b>1</b>	<b>0.0</b>	<b>0.0</b>	<b>0</b>	<b>0</b>	<b>0</b>	<b>0</b>	<b>0</b>	<b>0</b>	<b>0</b>	<b>0</b>	<b>0</b>	<b>0</b>

### ADDITIONAL POSTSEASON STATISTICS

Kick Return Stats: Returned seven kicks for 155 yards (22.1 avg.) with a long of 46 with Philadelphia in 2008; Returned seven kicks for 187 yards (26.7 avg.) and a long of 34 with Kansas City in 2013. Totals: 14 kick returns for 342 yards (24.4 avg.)

### CAREER GAME HIGHS

Tackles: 10 at PHI, 10/12/14 | TFL: 1, 5x – last: vs. NYJ, 11/22/15 | Sacks: 1 vs. CLE, 12/15/08  
 INT: 1, 13x – last: vs. TEN, 10/2/16 | PD: 2, 4x – last: vs. NYJ, 11/22/15 | FF: 1, 4x – last: vs. KC, 9/18/16 | FR: 1, 3x – last: at TEN, 12/27/15

- the year (11/22)
- Tied for second on the team with five tackles (three solo) and one pass defended vs. New Orleans (11/29)
- Notched his second straight game with at least one pass defended vs. New Orleans (11/29)
- Tied for third on the team with eight tackles (four solo), which tied a single-game season-high vs. New England (12/13)
- Recorded five tackles (two solo) at Indianapolis (12/20) and topped 200 total tackles for his career
- Scored his first career defensive touchdown after recovering a fumble by Titans RB Antonio Andrews in the first quarter at Tennessee (12/27). CB Kareem Jackson forced the fumble on the play
- Set a single-season career-high in tackles, surpassing his previous high of 54 in 2014 with

## QUINTIN DEMPS

the N.Y. Giants

- Finished third on the team with four solo tackles, to go along with a fumble recovery, at Tennessee (12/27)

### 2014 (N.Y. Giants, 16/9):

- Played in all 16 games for the second consecutive season and made nine starts
- Finished with 54 tackles (38 solo), seven passes defended, one tackle for loss, one forced fumble and four interceptions
- Averaged 21.3 yards per kickoff return
- Recorded an interception at Washington (9/25), vs. Atlanta (10/5), at Seattle (11/9), and at Tennessee (12/07)
- Made 10 tackles (9 solo) at Philadelphia (10/12)

### 2013 (Kansas City 16/0):

- Played in all 16 games for the first time since his rookie season and made the first six starts of his career
- He finished with 32 tackles (22 solo) and career-high totals of four interceptions (which led the Chiefs) and 10 passes defended. Also had three special teams tackles
- Third in the NFL with a 30.1-yard kickoff return average on 33 runbacks, including one touchdown
- Tied a franchise postseason record with seven kickoff returns and set the second-best mark in franchise playoff history with 187 kickoff return yards in an AFC Wild Card Game at Indianapolis (1/4)

### 2012 (Houston 4/0):

- Played in 12 games for Houston and contributed 27 tackles (21 solo) and five passes defended
- Also played in two postseason games

### 2011 (Houston 4/0):

- Played in nine regular season games and in two postseason games with one start
- Recorded 22 tackles (18 solo), two interceptions and four passes defended
- Returned five kickoffs for 169 yards, with a long runback of 50 yards
- Posted two tackles and intercepted a Colt McCoy pass that he returned 42 yards to set up a field goal vs. Cleveland (11/6)
- Had four tackles (three solo) and an interception of Josh Freeman pass at Tampa Bay (11/13)
- Recorded three tackles (two solo) at Jacksonville (11/27)
- Tallied four solo tackles vs. Atlanta (12/4)
- Led the Texans defense with six solo tackles vs. Tennessee (1/1)
- Started and had one solo tackle in AFC Wild Card Playoff vs. Cincinnati (1/7)
- Posted two solo tackles in the AFC Divisional Playoff at Baltimore (1/15)

### 2010 (Houston, 16/9):

- Played in two games for Houston
- Inactive vs. Baltimore (12/13) and at Tennessee (12/19)
- Saw action on special teams at Denver (12/26) and vs. Jacksonville (1/2)

### 2009 (Philadelphia 16/0):

- Played in nine games for Philadelphia and recorded seven solo tackles, three passes defended and his first career interception off Giants QB Eli Manning vs. the N.Y. Giants (11/1), which he returned 12 yards
- Returned six kickoffs for 155 yards, with a long of 48

### 2008 (Philadelphia 4/0):

- As a rookie in 2008, played in all 16 games and in three postseason games with one start
- Finished with five solo tackles, including a sack, and a pass defended
- Returned 52 kickoffs for 1,314 yards (25.3-yard avg.), including a 100-yard touchdown at Baltimore (11/23) that was the Eagles' only score in a 36-7 loss
- Recorded his first career sack, a 9-yard takedown of Browns QB Ken Dorsey vs. Cleveland (12/15)
- In the playoffs, had seven tackles (four solo) and seven kickoff returns for 155 yards (22.1-yard avg.) with a long of 46

### COLLEGE:

- Recorded 17 career interceptions over his four seasons (2004-07) at the University of Texas at El Paso to rank second in both Conference USA and school history
- Became the first player in school and conference history to have two 100-yard interception returns in both a season and a career (at Central Florida and at New Mexico State in 2007)
- Also left UTEP as the school's record-holder with 404 interception return yards, becoming the seventh player in NCAA history to top the 400-yard mark in that category
- As a senior in 2007, he earned third-team All-America honors as he set school and league records by posting 220 return yards and five interceptions (including two touchdowns)
- Also averaged 13.3 yards on 15 punt returns and 22.4 yards on 22 kickoff returns

### PERSONAL:

- Starred at Theodore Roosevelt High School in San Antonio, Texas, where he earned unanimous all-district 26-5A, All-Greater San Antonio and honorable mention all-state honors as a senior
- Also lettered in basketball and track





## AKEEM DENT

INSIDE LINEBACKER | 6-1 | 250 | GEORGIA

Hometown: Atlanta, Ga. | 6th NFL Season | 3rd with Texans | Age: 29  
 Acquired: T-'14 (ATL) | 2016 GP/GS: 10/0 | Career GP/GS (Playoffs): 84/29 (4/2)  
 Teams: Atlanta 2011-13; Houston 2014-16

# 50

### TRANSACTIONS:

Selected by the Atlanta Falcons with the 27th pick in the third round (91st overall) of the 2011 NFL Draft...Traded to the Houston Texans on June 19, 2014...Re-signed with the Texans on March 24, 2015.

### HONORS:

- Pro Football Weekly/PFWA All-Rookie Team (2011)

### CAREER:

- Made 20 regular season and three postseason starts with Atlanta (2011-13)
- Totaled 109 tackles, 1.5 sacks, three passes defended, four quarterback hits, 10 tackles for loss and a forced fumble in his three seasons with Atlanta
- Owns 49 career special teams tackles

### 2016 (Houston 10/0):

- Played exclusively on special teams in Weeks 1 and 2
- Saw his first defensive action of the season and contributed with one tackle at New England (9/22) in Week 3
- Played exclusively on special teams, recording one special teams tackle, vs. Tennessee (10/2) in Week 4
- Saw seven snaps of action on defense and registered one solo tackle at Minnesota (10/9) in Week 5
- Played exclusively on special teams in Weeks 6-10
- Saw action as a reserve linebacker in addition to special teams duties at Oakland (11/21) in Week 11

### 2015 (Houston 12/2, 1/0):

- Played in 12 games (two starts) and registered 10 tackles (seven solo), two quarterback hits, one tackle for loss and eight special teams tackles
- Re-signed with the Texans on March 24
- Started and made four tackles (three solo), plus one special teams tackle vs. Kansas City (9/13)
- Recorded two tackles (one solo), one quarterback hit, and two special teams tackles at Carolina (9/20)
- Inactive for four games

### 2014 (Houston 15/7):

- Started seven of the 15 games he played in and tallied 27 tackles, 11 special teams tackles, six quarterback hits, two tackles for loss and a sack
- Played on special teams in his Texans debut vs. Washington (9/7)
- Made his fourth special teams tackle of the season at Dallas (10/5)
- Made a pair of special teams tackles at Pittsburgh (10/20)
- Made his first start as a Texan and recorded four tackles and a quarterback hit at Tennessee (10/26)
- Set a season high with five tackles vs. Philadelphia (11/2) in Week 9
- Matched a season high with five tackles and had a sack, quarterback hit and two tackles for loss at Cleveland (11/16) in Week 11
- Recorded five tackles and a quarterback hit for the third straight game vs. Cincinnati (11/23) in Week 12
- Inactive in Week 13

## 2016 STATISTICS

REGULAR SEASON				TACKLES					SACKS		INTERCEPTIONS					FUMBLES				
Date	Opp	GP	GS	Tot	Solo	Asst	QBH	TFL	Sk	Yds	Int	Yds	Lg	TD	PD	FF	FR	Yds	TD	
9/11	CHI	1	0	0	0	0	0	0	0.0	0.0	0	0	0	0	0	0	0	0	0	0
9/18	KC	1	0	0	0	0	0	0	0.0	0.0	0	0	0	0	0	0	0	0	0	0
9/22	at NE	1	0	1	0	1	0	0	0.0	0.0	0	0	0	0	0	0	0	0	0	0
10/2	TEN	1	0	0	0	0	0	0	0.0	0.0	0	0	0	0	0	0	0	0	0	0
10/9	at MIN	1	0	1	1	0	0	0	0.0	0.0	0	0	0	0	0	0	0	0	0	0
10/16	IND	1	0	0	0	0	0	0	0.0	0.0	0	0	0	0	0	0	0	0	0	0
10/24	at DEN	1	0	0	0	0	0	0	0.0	0.0	0	0	0	0	0	0	0	0	0	0
10/30	DET	1	0	0	0	0	0	0	0.0	0.0	0	0	0	0	0	0	0	0	0	0
11/13	at JAX	1	0	0	0	0	0	0	0.0	0.0	0	0	0	0	0	0	0	0	0	0
11/21	at OAK	1	0	0	0	0	0	0	0.0	0.0	0	0	0	0	0	0	0	0	0	0
11/27	SD	-	-	-	-	-	-	-	-	-	-	-	-	-	-	-	-	-	-	-
12/4	at GB	-	-	-	-	-	-	-	-	-	-	-	-	-	-	-	-	-	-	-
12/11	at IND	-	-	-	-	-	-	-	-	-	-	-	-	-	-	-	-	-	-	-
12/18	JAX	-	-	-	-	-	-	-	-	-	-	-	-	-	-	-	-	-	-	-
12/24	CIN	-	-	-	-	-	-	-	-	-	-	-	-	-	-	-	-	-	-	-
1/1/17	at TEN	-	-	-	-	-	-	-	-	-	-	-	-	-	-	-	-	-	-	-
<b>Totals</b>		<b>10</b>	<b>0</b>	<b>2</b>	<b>1</b>	<b>1</b>	<b>0</b>	<b>0</b>	<b>0.0</b>	<b>0.0</b>	<b>0</b>	<b>0</b>	<b>0</b>	<b>0</b>	<b>0</b>	<b>0</b>	<b>0</b>	<b>0</b>	<b>0</b>	<b>0</b>

### ADDITIONAL STATISTICS

Special Teams Tackles: 3

## CAREER STATISTICS

REGULAR SEASON				TACKLES					SACKS		INTERCEPTIONS					FUMBLES				
Year	Team	GP	GS	Tot	Solo	Asst	QBH	TFL	Sk	Yds	Int	Yds	Lg	TD	PD	FF	FR	Yds	TD	
2011	ATL	16	0	1	1	0	0	0	0.0	0.0	0	0	0	0	0	1	0	0	0	0
2012	ATL	16	13	62	40	22	2	5	0.0	0.0	0	0	0	0	2	0	0	0	0	0
2013	ATL	15	7	46	24	22	2	5	1.5	12.0	0	0	0	0	1	0	0	0	0	0
2014	HOU	15	7	27	20	7	6	2	1.0	7.0	0	0	0	0	0	0	0	0	0	0
2015	HOU	12	2	10	7	3	2	1	0.0	0.0	0	0	0	0	0	0	0	0	0	0
2016	HOU	10	0	2	1	1	0	0	0.0	0.0	0	0	0	0	0	0	0	0	0	0
<b>Totals</b>		<b>84</b>	<b>29</b>	<b>148</b>	<b>93</b>	<b>55</b>	<b>12</b>	<b>13</b>	<b>2.5</b>	<b>19.0</b>	<b>0</b>	<b>0</b>	<b>0</b>	<b>0</b>	<b>3</b>	<b>1</b>	<b>0</b>	<b>0</b>	<b>0</b>	<b>0</b>

### ADDITIONAL REGULAR SEASON STATISTICS

Special Teams Tackles (49): 2011 - 19; 2012 - 3; 2013 - 5; 2014 - 11; 2015 - 8; 2016 - 3

### ADDITIONAL POSTSEASON STATISTICS

Special Teams Tackles (3): 2011 - 1; 2012 - 1; 2015 - 1

### CAREER GAME HIGHS

Tackles: 11 at NO, 9/8/13 | QBH: 2, 2x - last: vs. BAL, 12/21 | TFL: 2, 2x - last: at CLE, 11/16/14  
 Sacks: 1.5 at MIA, 9/22/13 | PD: 1, 3x - last: vs. STL, 9/15/13 | FF: 1 at DET, 10/23/11 | ST Tackles: 4 at CAR, 12/11/11

- Registered three tackles and a pair of special teams tackles at Jacksonville (12/7) in Week 14
- Started and had a tackle, two quarterback hits and a special teams tackle vs. Baltimore (12/21) in Week 16
- Made four tackles vs. Jacksonville (12/28) in Week 17

### 2013 (Atlanta 15/7):

- Led the Falcons defense and tallied a game-high 12 tackles (five solo) with two tackles for loss at New Orleans (9/8)
- Posted five tackles (four solo) with one pass defended against St. Louis (9/15)
- Recorded his first career sack at Miami (9/22) and teamed up with DT Peria Jerry for a second sack late in the game. Also logged five tackles (four solo), one tackle for loss, and

## AKEEM DENT

two quarterback hits in the game

- Led the team with nine tackles (five solo) and one quarterback hit against New England (9/29)
- Inactive against the N.Y. Jets (10/7)
- Totaled six tackles (five solo) against Tampa Bay (10/20)
- Posted four tackles (three solo) with one tackle for loss at Arizona (10/27)
- Notched five tackles (three solo) with one tackle for loss at Carolina (11/3)
- Recorded six tackles (two solo) for the defense against Seattle (11/10)
- Made one tackle on the special teams at Tampa Bay (11/17)
- Credited with one tackle in the game against New Orleans (11/21)
- Posted one special teams tackle against Buffalo (12/1)

### 2012 (Atlanta 16/13, 2/2):

- Played in all 16 games, including 13 starts at middle linebacker during his sophomore season
- Started both playoff games and led the Falcons with 16 postseason tackles
- Set career highs with 61 tackles (40 solo), five tackles for loss and two passes defended
- Part of a defense that ranked fifth in the NFL, allowing 18.7 points per game
- Signal caller for a defense that held opponents to 20 points or less nine times

### 2011 (Atlanta 16/0, 1/0):

- Earned PFW/PFWA All-Rookie honors after recording 19 special teams tackles
- Played in all 16 games and made one tackle on defense
- Played in the Wild Card Playoff against the N.Y. Giants (1/8/12) and made one special teams tackle
- Recorded a career-high four special teams tackles at Carolina (12/11)

### COLLEGE:

- Played four seasons (2007-10) at the University of Georgia in Athens, Ga.
- Started 29-of-47 games at Georgia, including 16 at strongside outside linebacker and 13 at strongside inside linebacker
- Posted 240 tackles (133 solo) with 4.5 sacks (42 yards) and 12 tackles for loss (54 yards) with two forced fumbles, two fumble recoveries and five passes defended
- Earned All-SEC second team honors in 2010 after leading the Bulldogs with 126 tackles (69 solo) with 2.5 sacks and 6.5 tackles for loss
- Served as one of the team's co-captains and shifted from a 4-3 strong-side linebacker to an inside linebacker in the 3-4 defense his senior season
- As a junior in 2009, appeared in eight games with four starts and registered 32 tackles and 2.5 tackles for loss
- As a sophomore, he started eight games and produced 46 tackles (27 solo), 1.5 sacks and three tackles for loss
- Athletic Director's Academic Honor Roll as a junior and a senior, and earned the team's 'True Grit' Award in 2010
- Graduated from UGA in December 2010 with a bachelor's degree in housing

### PERSONAL:

- A Douglass, Ga. native, attended Douglass High School registering 140 tackles as a senior and earning Super Southern 100 honors from the Atlanta
- Journal-Constitution and Class 5A first team All-State accolades from the Georgia Sports Writers Association
- Named to the Orlando Sentinel All-Southern Team, the Valdosta Daily Times All-State defensive squad

# TEXANS BIOS



## BRANDON DUNN

DEFENSIVE TACKLE | 6-2 | 310 | LOUISVILLE

Hometown: Louisville, Ky. | 2nd NFL Season | 2nd with Texans | Age: 24  
 Acquired: FA-'15 | 2016 GP/GS: 2/0 | Career GP/GS (Playoffs): 17/0 (1/0)  
 Teams: Chicago 2014-15; Houston 2015-16

# 92

### TRANSACTIONS:

Signed by the Chicago Bears as a college free agent on May 11, 2014...Waived by the Bears on Aug. 30, 2014...Signed to the Bears practice squad on Sept. 1, 2014...Signed to the Bears active roster on Nov. 26, 2014...Waived by the Bears on Sept. 5, 2015...Signed to the Bears practice squad on Sept. 8, 2015...Signed to the Bears active roster on Sept. 19, 2015...Waived by the Bears on Oct. 3, 2015...Signed to the Bears practice squad on Oct. 6, 2015...Signed to the Houston Texans active roster on Oct. 13, 2015...Waived by the Texans on Sept. 3, 2016...Signed to the Texans practice squad on Sept. 5, 2016...Signed to the Texans active roster on Oct. 5, 2016...Waived by the Texans on Oct. 13, 2016...Signed to the Texans practice squad on Oct. 15...Signed to the Texans active roster on Oct. 19, 2016.

### 2016 (Houston 2/0):

- Spent Weeks 1-4 and Week 6 on the Texans practice squad
- Elevated from the practice squad to the active roster on Oct. 5
- Inactive for Week 5 at Minnesota (10/9)
- Waived on Oct. 13 and signed to the practice squad on Oct. 15
- Elevated from the practice squad to the active roster on Oct. 19
- Was active for the first time and contributed the first three solo tackles of his season at Denver (10/24) in Week 7
- Inactive for Week 8 vs. Detroit (10/30)
- Played but did not record any statistics at Jacksonville (11/13) in Week 10
- Inactive for Week 11 at Oakland (11/21)

### 2015 (Chicago 1/0; Houston 11/0, 1/0):

- Played in a combined total of 12 games for Chicago and Houston and recorded nine tackles, including five solo stops
- Played in one game for Chicago where he recorded two tackles (one solo) vs. Arizona (9/20)
- Signed to the Texans active roster on Oct. 13
- Played in his first game for the Texans at Jacksonville (10/18)
- Tied a career-high with two tackles at Buffalo (12/6)
- Registered one solo tackle in the AFC Wild Card Game vs. Kansas City (1/9/16)

### 2014 (Chicago 3/0):

- Made one solo tackle and had one pass defended vs. Detroit (12/21)
- Made his NFL debut earlier in the season against Detroit (11/27)

### COLLEGE:

- Played four seasons (2010-13) at the University of Louisville (Ky.)
- Played in 49 games for the Cardinals, starting 30
- Recorded career totals of 101 tackles, three sacks, two fumble recoveries and two passes defended

### PERSONAL:

- Attended Pleasure Ridge Park High School in Louisville, Ky.
- Three-year starter and team captain for the Panthers
- Named the team's Most Valuable Player and best offensive lineman in 2009
- Also named the team's top defensive lineman in 2008
- Recorded 65 tackles and 16 sacks as a senior, including 30 solo tackles

## 2016 STATISTICS

REGULAR SEASON				TACKLES					SACKS		INTERCEPTIONS					FUMBLES				
Date	Opp	GP	GS	Tot	Solo	Asst	QBH	TFL	Sk	Yds	Int	Yds	Lg	TD	PD	FF	FR	Yds	TD	
9/11	CHI																			
9/18	KC																			
9/22	at NE																			
10/2	TEN																			
10/9	at MIN																			
10/16	IND																			
10/24	at DEN	1	0	3	3	0	0	0	0.0	0.0	0	0	0	0	0	0	0	0	0	0
10/30	DET																			
11/13	at JAX	1	0	0	0	0	0	0	0.0	0.0	0	0	0	0	0	0	0	0	0	0
11/21	at OAK																			
11/27	SD	-	-	-	-	-	-	-	-	-	-	-	-	-	-	-	-	-	-	-
12/4	at GB	-	-	-	-	-	-	-	-	-	-	-	-	-	-	-	-	-	-	-
12/11	at IND	-	-	-	-	-	-	-	-	-	-	-	-	-	-	-	-	-	-	-
12/18	JAX	-	-	-	-	-	-	-	-	-	-	-	-	-	-	-	-	-	-	-
12/24	CIN	-	-	-	-	-	-	-	-	-	-	-	-	-	-	-	-	-	-	-
1/1/17	at TEN	-	-	-	-	-	-	-	-	-	-	-	-	-	-	-	-	-	-	-
<b>Totals</b>		<b>2</b>	<b>0</b>	<b>3</b>	<b>3</b>	<b>0</b>	<b>0</b>	<b>0</b>	<b>0.0</b>	<b>0.0</b>	<b>0</b>	<b>0</b>	<b>0</b>	<b>0</b>	<b>0</b>	<b>0</b>	<b>0</b>	<b>0</b>	<b>0</b>	<b>0</b>

## CAREER STATISTICS

REGULAR SEASON				TACKLES					SACKS		INTERCEPTIONS					FUMBLES			
Year	Team	GP	GS	Tot	Solo	Asst	QBH	TFL	Sk	Yds	Int	Yds	Lg	TD	PD	FF	FR	Yds	TD
2014	CHI	3	0	1	1	0	0	0	0.0	0.0	0	0	0	0	1	0	0	0	0
2015	CHI	1	0	2	1	1	0	0	0.0	0.0	0	0	0	0	0	0	0	0	0
2015	HOU	11	0	7	4	3	0	0	0.0	0.0	0	0	0	0	0	0	0	0	0
2016	HOU	2	0	3	3	0	0	0	0.0	0.0	0	0	0	0	0	0	0	0	0
<b>Totals</b>		<b>17</b>	<b>0</b>	<b>13</b>	<b>9</b>	<b>4</b>	<b>0</b>	<b>0</b>	<b>0.0</b>	<b>0.0</b>	<b>0</b>	<b>0</b>	<b>0</b>	<b>0</b>	<b>1</b>	<b>0</b>	<b>0</b>	<b>0</b>	<b>0</b>
POSTSEASON				TACKLES					SACKS		INTERCEPTIONS					FUMBLES			
Year	Team	GP	GS	Tot	Solo	Asst	QBH	TFL	Sk	Yds	Int	Yds	Lg	TD	PD	FF	FR	Yds	TD
2015	HOU	1	0	1	1	0	0	0	0.0	0.0	0	0	0	0	0	0	0	0	0
<b>Totals</b>		<b>1</b>	<b>0</b>	<b>1</b>	<b>1</b>	<b>0</b>	<b>0</b>	<b>0</b>	<b>0.0</b>	<b>0.0</b>	<b>0</b>	<b>0</b>	<b>0</b>	<b>0</b>	<b>0</b>	<b>0</b>	<b>0</b>	<b>0</b>	<b>0</b>

- Recorded 50 tackles and 16 sacks his junior year



## TYLER ERVIN

**RUNNING BACK | 5-10 | 185 | SAN JOSE STATE**

Hometown: San Bernardino, Calif. | Rookie | Age: 23  
 Acquired: D4-'16 | 2016 GP/GS: 9/0 | Career GP/GS (Playoffs): 10/0 (0/0)  
 Teams: Houston 2016

# 34

### TRANSACTIONS:

Selected by the Houston Texans with the 21st pick in the fourth round (119th overall) of the 2016 NFL Draft.

### 2016 (Houston 10/0):

- Sixth in the NFL in punt return average (10.2) and 12th in kick return average (20.2) among qualified players
- Made his NFL debut as the primary punt and kick returner in the season opener vs. Chicago (9/11)
- Returned three kickoffs for 73 yards, averaging 24.3 yards per return and returned three punts for 29 yards vs. Chicago (9/11)
- Racked up 110 total all-purpose yards on offense (eight yards) and special teams (102 yards) vs. Chicago (9/11)
- Played exclusively as the punt and kick returner in Weeks 2 and 3
- Returned one kickoff for 28 yards and two punts for 17 yards, including a 16-yard return, vs. Tennessee (10/2) in Week 4
- Finished with two kickoff returns for 53 yards, including a Texans season-long 33-yard return, and two punt returns for 33 yards at Minnesota (10/9) in Week 5
- Notched two punt returns for 23 yards, including a 17-yard return in overtime that sparked the Texans' game-winning drive, vs. Indianapolis (10/16) in Week 6
- Matched a season high with four punt returns for 32 yards (8.0 avg.), including a 15-yard long, vs. Detroit (10/30)
- Logged a career-long 57-yard punt return to the Jaguars' 7-yard line in the third quarter, which led to a touchdown on the following play, at Jacksonville (11/13) in Week 10

### CAREER AT SAN JOSE STATE:

- Played four seasons (2011-12; 14-15) at San Jose (Calif.) State University
- Redshirted the 2013 campaign
- One of the most versatile players in the Football Bowl Subdivision (FBS)
- Received Athlon Sports Second-Team All-America, SI.com honorable mention All-America and two all-conference honors during his career
- Played running back, slot receiver, return specialist, cornerback and special teams defender for the Spartans
- Scored touchdowns rushing, receiving, on kickoff returns and on punt returns during his college career
- 47 games played and 24 starts
- San Jose State career record holder for all-purpose yardage (6,146), kickoff return yardage (2,374), kickoffs returned (101), kickoff returns for a touchdown (3) and combined punt and kickoffs returned for touchdowns (5), most touchdowns of 80 yards or more (6) and most touchdowns of 70 yards or more (8)
- Shares the school single-season record for kickoff returns for a touchdown (2)
- Second on the school's list for career rushing yardage (2,803)
- 10 games of 100 or more rushing yards
- Honored in 2012 and 2015 on National Student-Athlete Day by the National Consortium for Academics & Sports

### 2015 (San Jose State):

- First-team All-Mountain West running back
- Athlon Sports Second-Team All-America all-purpose player
- Second nationally and conference leader in all-purpose running (202.85)
- 371 touches via rushing, receiving and returns were the third most by a FBS player for the season
- 11th nationally and third in the Mountain West for most rushing yards (1,601)
- Set the San Jose State single-season school records for rushing yards and all-purpose running yardage (2,637)

## 2016 OFFENSIVE STATISTICS

REGULAR SEASON				RUSHING					RECEIVING				
Date	Opp	GP	GS	Att	Yds	Avg	Lg	TD	Rec	Yds	Avg	Lg	TD
9/11	CHI	1	0	1	3	3.0	3	0	1	5	5.0	5	0
9/18	KC	1	0	0	0	0.0	0	0	0	0	0.0	0	0
9/22	at NE	1	0	0	0	0.0	0	0	0	0	0.0	0	0
10/2	TEN	1	0	0	0	0.0	0	0	0	0	0.0	0	0
10/9	at MIN	1	0	0	0	0.0	0	0	0	0	0.0	0	0
10/16	IND	1	0	0	0	0.0	0	0	1	4	4.0	4	0
10/24	at DEN	1	0	0	0	0.0	0	0	1	9	9.0	9	0
10/30	DET	1	0	0	0	0.0	0	0	0	0	0.0	0	0
11/13	at JAX	1	0	0	0	0.0	0	0	0	0	0.0	0	0
11/21	at OAK	1	0	0	0	0.0	0	0	0	0	0.0	0	0
11/27	SD	-	-	-	-	-	-	-	-	-	-	-	-
12/4	at GB	-	-	-	-	-	-	-	-	-	-	-	-
12/11	at IND	-	-	-	-	-	-	-	-	-	-	-	-
12/18	JAX	-	-	-	-	-	-	-	-	-	-	-	-
12/24	CIN	-	-	-	-	-	-	-	-	-	-	-	-
1/1/17	at TEN	-	-	-	-	-	-	-	-	-	-	-	-
<b>Totals</b>		<b>10</b>	<b>0</b>	<b>1</b>	<b>3</b>	<b>3.0</b>	<b>3</b>	<b>0</b>	<b>3</b>	<b>18</b>	<b>6.0</b>	<b>9</b>	<b>0</b>

### ADDITIONAL STATISTICS

Special Teams Tackles: 4

## 2016 RETURN STATISTICS

REGULAR SEASON				KICKOFFS				PUNTS					
Date	Opp	GP	KR	Yds	Avg	Lg	TD	PR	Yds	Avg	Lg	TD	FC
9/11	CHI	1	3	73	24.3	28	0	3	29	9.7	13	0	4
9/18	KC	1	2	39	19.5	20	0	4	12	3.0	6	0	2
9/22	at NE	1	2	33	16.5	21	0	0	0	0.0	0	0	5
10/2	TEN	1	1	28	28.0	28	0	2	17	8.5	16	0	1
10/9	at MIN	1	2	53	26.5	33	0	2	33	16.5	18	0	1
10/16	IND	1	0	0	0.0	0	0	2	23	11.5	17	0	2
10/24	at DEN	1	1	14	14.0	14	0	2	11	5.5	10	0	2
10/30	DET	1	0	0	0.0	0	0	4	32	8.0	15	0	0
11/13	at JAX	1	2	23	11.5	17	0	1	57	57.0	57	0	0
11/21	at OAK	1	1	0	0.0	0	0	1	9	9.0	9	0	0
11/27	SD	-	-	-	-	-	-	-	-	-	-	-	-
12/4	at GB	-	-	-	-	-	-	-	-	-	-	-	-
12/11	at IND	-	-	-	-	-	-	-	-	-	-	-	-
12/18	JAX	-	-	-	-	-	-	-	-	-	-	-	-
12/24	CIN	-	-	-	-	-	-	-	-	-	-	-	-
1/1/17	at TEN	-	-	-	-	-	-	-	-	-	-	-	-
<b>Totals</b>		<b>10</b>	<b>14</b>	<b>263</b>	<b>18.8</b>	<b>33</b>	<b>0</b>	<b>21</b>	<b>223</b>	<b>10.6</b>	<b>57</b>	<b>0</b>	<b>17</b>

### ADDITIONAL STATISTICS

Fumbles/Lost: 3/2

- Two-time Paul Hornung Award Weekly Honor Roll for his performances in the UNLV (10/10) and New Mexico wins (10/24)
- Mountain West Player Offensive Player of the Week for his 42 carries, 300 yards, three touchdowns in the Fresno State win (9/26)
- The 300 rushing yards against Fresno State was a FBS individual best for the season
- Only FBS player to rush for more than 250 yards in multiple games during the season when adding his 36 carries for 263 yards and a touchdown in the New Mexico victory
- Personal single-season best 45 receptions, which was the second-most on the team
- Career-high eight catches in the UNLV win
- Scored at least one rushing touchdown in each of the first six games and 13 rushing touchdowns overall
- Picked up his second career punt return for a touchdown with an 85-yard return in the AutoNation Cure Bowl victory over Georgia State (12/19)
- Sixth longest punt return in San Jose State history and the longest punt return by a player during the 2015 postseason
- Team scoring leader with 96 points on 16 touchdowns

## TYLER ERVIN

- Named team's Most Valuable Player for the second year in a row
- One of the Spartans' four team captains for the season

### 2014 (San Jose State):

- SI.com honorable mention All-America selection and the team's Most Valuable Player
- 13th nationally and third in the Mountain West in all-purpose running (148.42/game)
- 38th in the FBS and sixth in the conference in average yards per carry (5.6)
- Best yards per carry average by a Spartans' leading rusher since 2006
- Led the team with 888 rushing yards and four rushing touchdowns
- Was one of four FBS players to rush for two touchdowns of 80 or more yards
- Had an 83-yard touchdown burst in the UNLV win (10/4)
- Bettered that with an 89-yard scoring run vs. Colorado State (11/1) – the fourth longest running play in school history
- Had the 11th-best all-purpose yardage game among FBS and second among Mountain West players for the season with 305 yards against Colorado State
- His 146 rushing yards on 18 carries vs. Colorado State was a personal single-game career best and one of three 100-plus rushing yardage games of the season
- Gained 133 yards with a touchdown on 11 carries vs. UNLV and 104 yards on 22 attempts at Utah State (11/21)
- Fifth on the team with 29 receptions for 306 yards and a 75-yard touchdown at Auburn (9/6)
- The 75-yard touchdown reception in the Auburn game matched the longest pass play against the Tigers during the season
- Added punt return duties for the first time to his repertoire
- Scored his first touchdown via punt return on his second attempt of the season – a 40-yarder in the season-opening North Dakota win (8/28)
- Finished the season returning only seven punts with an 11.6 yards per return average

### 2013 (San Jose State):

- Saw action only in the season-opening win vs. Sacramento State (8/29)
- Had two carries for two yards before leaving the game with an injury
- Missed the remainder of the season

### 2012 (San Jose State):

- A second-team All-WAC choice as a kickoff return specialist
- Tied the San Jose State single-season record with kickoff returns for touchdowns at San Diego State (9/22) and UTSA (10/20)
- UTSA touchdown return also gave him the Spartans' career record
- Named the WAC Special Teams Player of the Week after the San Diego State win with 167 yards in kickoff returns and a 33.4 yard average
- Rushed for a score in the Colorado State win (9/15) and caught a 36-yard scoring pass in the UTSA triumph
- Had a career-best 56 yards on 11 carries in the win at Navy (9/29)
- Then-career-long 32-yard run in the Texas State triumph (10/27)

### 2011 (San Jose State):

- Played in all 12 games
- A running back, defensive back, special teams player and excelled as a kickoff return specialist
- Finished with a 24.0-yard kickoff return average
- Was 51st nationally and fourth in the WAC
- First Spartan since 2005 to return a kickoff for a touchdown with his 95-yard return at Utah State (11/12)
- His 672 kickoff return yards were the ninth best single-season Spartan total
- Third on the team in rushing with 107 yards
- A season-high 40 yards on nine carries in his running back debut against Brigham Young (10/8)
- First major college touchdown was an 11-yard run vs. Idaho (11/5)

### PERSONAL:

- A two-time, first-team, all-purpose, All-C.I.F. back from Colton (Calif.) High (Coaches Richard Bray and Harold Strauss)
- An All-C.I.F. defensive back as a junior after compiling an astounding 24 pass breakups and two interceptions.
- A 2010 All-C.I.F. running back who rushed for 2,848 yards, averaged 7.3 yards carry and scored 26 touchdowns in two seasons
- Return specialist who averaged 11.5 yards per punt return and 25.6 yards per kickoff return
- Played in the 2011 San Bernardino County All-Star Game in Corona, Calif.
- Majored in communication studies
- A skilled barber
- Studied to earn his California real estate license in February 2016
- A native of San Bernardino, Calif.

# TEXANS BIOS



## C.J. FIEDOROWICZ

TIGHT END | 6-5 | 265 | IOWA

Hometown: Johnsburg, Ill. | 3rd NFL Season | 3rd with Texans | Age: 25  
 Acquired: D3a-'14 | 2016 GP/GS: 10/10 | Career GP/GS (Playoffs): 41/32 (1/0)  
 Teams: Houston 2014-16

# 87

### TRANSACTIONS:

Selected by the Houston Texans with the first pick in the third round (65th overall) of the 2014 NFL Draft.

### 2016 (Houston 10/10):

- Tied with WR DeAndre Hopkins for the most receiving touchdowns on the team with three
- Caught one pass for six yards in the season opener vs. Chicago (9/11)
- Made one catch for one yard vs. Kansas City (9/18)
- Started at New England (9/22) in Week 3
- Set single-game career highs in receptions (four) and receiving yards (48), while tying his personal-best in touchdowns (one), vs. Tennessee (10/2) in Week 4
- Set a single-game career high in receiving yards (61) for a second consecutive week and matched his high of four receptions at Minnesota (10/9) in Week 5
- Recorded career highs with six receptions for a team-leading 85 yards and a scored his second touchdown of the year, which set a single-season career-high, vs. Indianapolis (10/16) in Week 6
- Tied for the team lead with five receptions for a total of 35 yards and set a single-season career high for receptions (21) at Denver (10/24) in Week 7
- Led the team with five receptions for 43 yards and a touchdown, giving him a career-high three on the season, vs. Detroit (10/30) in Week 8
- Registered three receptions for 26 yards at Jacksonville (11/13) in Week 10, giving him 50 catches and 500 yards for his career
- His team-best six receptions at Oakland (11/21) in Week 11 matched his single-game career high, while his 82 receiving yards were the second-most he'd ever recorded in a game

### 2015 (Houston 16/14, 1/0):

- Played in all 16 games (14 starts) and registered 17 receptions for 167 yards and a touchdown
- Started and made one reception for 15 yards vs. Kansas City (9/13)
- Recorded one catch for 19 yards at Carolina (9/20)
- Scored his second career touchdown and first of the season on a 5-yard pass from QB Brian Hoyer in the fourth quarter at Atlanta (10/4). Posted single-game career highs of three receptions for 28 yards
- Recorded a career-long 25-yard reception in the second quarter at Cincinnati (11/16) and finished with two catches for 30 yards

### 2014 (Houston 15/8):

- Started eight games and played in 15. Had four catches for 28 yards and a touchdown.
- Made his NFL debut vs. Washington (9/7)
- Inactive in Week 2 at Oakland (9/14)
- Made his first career start at the N.Y. Giants (9/21) in Week 3
- Started at tight end vs. Buffalo (9/28) in Week 4 and at Dallas (10/5) in Week 5
- Made his first career reception for seven yards in the second quarter vs. Indianapolis (10/9)
- Made a 9-yard catch at Pittsburgh (10/20) in Week 7
- Played at Tennessee (10/26) in Week 8, vs. Philadelphia (11/2) in Week 9 and at Cleveland (11/16) in Week 11
- Started vs. Cincinnati (11/23) in Week 12, vs. Tennessee (11/30) in Week 13 and at Jacksonville (12/7) in Week 14
- Played at Indianapolis (12/14) in Week 15
- Caught his first career touchdown, a 5-yard pass from RB Arian Foster in the second quarter, vs. Baltimore (12/21) in Week 16
- Played vs. Jacksonville (12/28) in Week 17

### COLLEGE:

- Played four seasons (2010-13) at the University of Iowa in Iowa City, Iowa
- Started 20 of the 51 games that he appeared in, catching 91 passes for 899 yards (9.9

## 2016 STATISTICS

REGULAR SEASON				RECEIVING					RUSHING				
Date	Opp	GP	GS	Rec	Yds	Avg	Lg	TD	Att	Yds	Avg	Lg	TD
9/11	CHI	1	1	1	6	6.0	6	0	0	0	0.0	0	0
9/18	KC	1	1	1	1	1.0	1	0	0	0	0.0	0	0
9/22	at NE	1	1	0	0	0.0	0	0	0	0	0.0	0	0
10/2	TEN	1	1	4	48	12.0	18	1	0	0	0.0	0	0
10/9	at MIN	1	1	4	61	15.3	22	0	0	0	0.0	0	0
10/16	IND	1	1	6	85	14.2	26t	1	0	0	0.0	0	0
10/24	at DEN	1	1	5	35	7.0	12	0	0	0	0.0	0	0
10/30	DET	1	1	5	43	8.6	15	1	0	0	0.0	0	0
11/13	at JAX	1	1	3	26	8.7	13	0	0	0	0.0	0	0
11/21	at OAK	1	1	6	82	13.7	20	0	0	0	0.0	0	0
11/27	SD	-	-	-	-	-	-	-	-	-	-	-	-
12/4	at GB	-	-	-	-	-	-	-	-	-	-	-	-
12/11	at IND	-	-	-	-	-	-	-	-	-	-	-	-
12/18	JAX	-	-	-	-	-	-	-	-	-	-	-	-
12/24	CIN	-	-	-	-	-	-	-	-	-	-	-	-
1/1/17	at TEN	-	-	-	-	-	-	-	-	-	-	-	-
<b>Totals</b>		<b>10</b>	<b>10</b>	<b>35</b>	<b>387</b>	<b>11.1</b>	<b>26t</b>	<b>3</b>	<b>0</b>	<b>0</b>	<b>0.0</b>	<b>0</b>	<b>0</b>

## CAREER STATISTICS

REGULAR SEASON				RECEIVING					RUSHING				
Year	Team	GP	GS	Rec	Yds	Avg	Lg	TD	Att	Yds	Avg	Lg	TD
2014	HOU	15	8	4	28	7.0	9	1	0	0	0.0	0	0
2015	HOU	16	14	17	167	9.8	25	1	0	0	0.0	0	0
2016	HOU	10	10	35	387	11.1	26t	3	0	0	0.0	0	0
<b>Totals</b>		<b>41</b>	<b>32</b>	<b>56</b>	<b>582</b>	<b>10.4</b>	<b>26t</b>	<b>5</b>	<b>0</b>	<b>0</b>	<b>0.0</b>	<b>0</b>	<b>0</b>
POSTSEASON				RECEIVING					RUSHING				
Year	Team	GP	GS	Rec	Yds	Avg	Lg	TD	Att	Yds	Avg	Lg	TD
2015	HOU	1	0	1	1	1.0	1	0	0	0	0.0	0	0
<b>Totals</b>		<b>1</b>	<b>0</b>	<b>1</b>	<b>1</b>	<b>1.0</b>	<b>1</b>	<b>0</b>	<b>0</b>	<b>0</b>	<b>0.0</b>	<b>0</b>	<b>0</b>

### CAREER GAME HIGHS

Receptions: 6, 2x – last: at OAK 11/21/16 | Receiving Yards: 85 vs. IND, 10/16/16  
 Touchdowns: 1, 5x – last: vs. DET, 10/30/16 | Receiving Long: 26t vs. IND, 10/16/16

average) and 10 touchdowns

- Closed out his career with at least one reception in his last 31 games, the second-longest streak for any active tight end in FBS
- First-Team All-Big Ten (2013)
- Honorable-Mention All-Big Ten (2012)

### PERSONAL:

- Attended Johnsburg (Ill.) High School, playing football for Head Coach Barry Creviston
- Finished his career with 183 receptions for 3,121 yards (17.1 average) and 42 touchdowns
- Earned USA Today All-American honors and was named to ESPN's Top 150
- As a sophomore, pulled in 64 passes for 1,043 yards (16.3 average) and 11 scores
- Competed as a tight end, wide receiver, running back, quarterback, linebacker, defensive end, free safety and long snapper and also returned punts and kickoffs
- Team captain who collected 809 yards on 49 receptions and 11 touchdowns as a junior
- Closed out his career with 44 receptions for 921 yards and 15 touchdowns as a senior
- First-team all-state honors from the Chicago Sun Times, Chicago Tribune and Champaign News Gazette
- First-team Class 4-A all-state pick as a junior and sophomore and League Player of the Year as a senior
- Participated in the Army All-American Bowl
- Lettered four times in basketball
- Set the school hoops career-record for scoring (1,400 points in four seasons)
- Received two letters in baseball and two more as a member of the track team
- Majored in leisure studies
- Father was a powerlifter who got C.J. interested in weight training in the eighth grade
- Sister, Paige, also attended Johnsburg High School, where she was a three-sport standout

## **C.J. FIEDOROWICZ**

athlete excelling in volleyball, basketball and track. She left Johnsburg as its all-time career scoring leader among both the boys and girls team and later starred for the women's basketball team at Marquette (2008-11)



## WILL FULLER V

WIDE RECEIVER | 6-0 | 180 | NOTRE DAME

Hometown: Philadelphia, Pa. | Rookie | Age: 22  
 Acquired: D1-'16 | 2016 GP/GS: 8/7 | Career GP/GS (Playoffs): 8/7 (0/0)  
 Teams: Houston 2016

# 15

### TRANSACTIONS:

Selected by the Houston Texans with the 21st pick in the first round (21st overall) of the 2016 NFL Draft.

### 2016 (Houston 8/7):

- With 389 receiving yards this season, passed Steve Slaton (377 in 2008) for the fourth-most receiving yards by a rookie in franchise history
- Is the second rookie in NFL history to record 300 scrimmage yards and a return touchdown in the first four games of a season, and first since 49ers RB Hugh McElhenny in 1952
- Among Texans rookies through their first four career games, Fuller tied for the most touchdowns (two) and ranked second in receiving yards (323) and third in receptions (19)
- Became the first player in Texans history to record a receiving touchdown and a punt return touchdown in the same game vs. Tennessee (10/2). He was also the fourth NFL rookie in the past 15 years to accomplish the feat, joining Rams WR Tavon Austin, Colts WR T.Y. Hilton and Cowboys WR Dez Bryant
- Caught five passes for a team-leading 107 yards and a touchdown in his first career NFL game vs. Chicago (9/11)
- Became the first rookie first-round draft choice with 100 receiving yards in a season opener since Steelers WR Louis Lipps vs. Kansas City (9/2/84)
- Finished second on the team with four receptions for 104 yards, averaging 26.0 yards per catch, vs. Kansas City (9/18)
- Became the first rookie in Texans history to open a season with two 100-yard receiving games
- Led the team with seven receptions for 81 yards and a touchdown, and also scored a touchdown on his first career punt return, a 67-yard score, vs. Tennessee (10/2)
- Became the first rookie in Texans history to record a punt return for a touchdown, vs. Tennessee (10/2)
- Active but did not play in Week 6 vs. Indianapolis (10/16) with an injury
- Caught four passes for 22 yards and logged his first career kickoff return for 19 yards at Denver (10/24) in Week 7
- Inactive for Week 10 at Jacksonville (11/13) with an injury
- Caught one pass for 17 yards at Oakland (11/21) in Week 11

### CAREER AT NOTRE DAME:

- Played three seasons (2013-15) at the University of Notre Dame in South Bend, Ind.
- Had 144 catches for 2,512 receiving yards and 30 touchdowns in his Fighting Irish career
- Averaged 17.4 yards per reception and 64.4 yards per game
- Finished second to Michael Floyd (37) for most receiving touchdowns in school history
- Played in 2013 Pinstripe Bowl, 2014 Music City Bowl and 2016 Fiesta Bowl

### HONORS:

- Associated Press Second-Team All-American (2015)
- ESPN.com Midseason First-Team All-American (2015)
- USA Today Midseason First-Team All-American (2015)
- SI.com Midseason Second-Team All-American (2015)
- Biletnikoff Award Semifinalist (2015)
- Biletnikoff Award Watch List (2015)
- Walter Camp Award Watch List (2015)
- Athlon Sports Preseason Fourth Team All-American (2015)
- College Sports Madness Independent Offensive Player of the Week (9/13/15)
- Walter Camp Award "Player to Watch" (2015)

### 2015 (Notre Dame):

- Named a second-team All-American by the Associated Press
- Compiled 62 catches, 1,258 receiving yards and 14 receiving touchdowns

## 2016 OFFENSIVE STATISTICS

REGULAR SEASON				RECEIVING					RUSHING				
Date	Opp	GP	GS	Rec	Yds	Avg	Lg	TD	Att	Yds	Avg	Lg	TD
9/11	CHI	1	1	5	107	21.4	35	1	0	0	0.0	0	0
9/18	KC	1	1	4	104	26.0	53	0	0	0	0.0	0	0
9/22	at NE	1	1	3	31	10.3	18	0	0	0	0.0	0	0
10/2	TEN	1	1	7	81	11.6	28	1	0	0	0.0	0	0
10/9	at MIN	1	1	1	4	4.0	4	0	0	0	0.0	0	0
10/16	IND			ACTIVE, DID NOT PLAY									
10/24	at DEN	1	1	4	22	5.5	13	0	0	0	0.0	0	0
10/30	DET	1	1	1	23	23.0	23	0	0	0	0.0	0	0
11/13	at JAX			INACTIVE									
11/21	at OAK	1	0	1	17	17.0	17	0	0	0	0.0	0	0
11/27	SD	-	-	-	-	-	-	-	-	-	-	-	-
12/4	at GB	-	-	-	-	-	-	-	-	-	-	-	-
12/11	at IND	-	-	-	-	-	-	-	-	-	-	-	-
12/18	JAX	-	-	-	-	-	-	-	-	-	-	-	-
12/24	CIN	-	-	-	-	-	-	-	-	-	-	-	-
1/1/17	at TEN	-	-	-	-	-	-	-	-	-	-	-	-
<b>Totals</b>		<b>8</b>	<b>7</b>	<b>26</b>	<b>389</b>	<b>15.0</b>	<b>53</b>	<b>2</b>	<b>0</b>	<b>0</b>	<b>0.0</b>	<b>0</b>	<b>0</b>

## 2016 RETURN STATISTICS

REGULAR SEASON				KICKOFFS				PUNTS					
Date	Opp	GP	KR	Yds	Avg	Lg	TD	PR	Yds	Avg	Lg	TD	FC
9/11	CHI	1	0	0	0.0	0	0	0	0	0.0	0	0	0
9/18	KC	1	0	0	0.0	0	0	0	0	0.0	0	0	0
9/22	at NE	1	0	0	0.0	0	0	0	0	0.0	0	0	0
10/2	TEN	1	0	0	0.0	0	0	1	67	67.0	67t	1	0
10/9	at MIN	1	0	0	0.0	0	0	1	14	14.0	14	0	0
10/16	IND			ACTIVE, DID NOT PLAY									
10/24	at DEN	1	1	19	19.0	19	0	0	0	0.0	0	0	1
10/30	DET	1	0	0	0.0	0	0	1	3	3.0	3	0	0
11/13	at JAX			INACTIVE									
11/21	at OAK	1	0	0	0.0	0	0	0	0	0.0	0	0	0
11/27	SD	-	-	-	-	-	-	-	-	-	-	-	-
12/4	at GB	-	-	-	-	-	-	-	-	-	-	-	-
12/11	at IND	-	-	-	-	-	-	-	-	-	-	-	-
12/18	JAX	-	-	-	-	-	-	-	-	-	-	-	-
12/24	CIN	-	-	-	-	-	-	-	-	-	-	-	-
1/1/17	at TEN	-	-	-	-	-	-	-	-	-	-	-	-
<b>Totals</b>		<b>8</b>	<b>1</b>	<b>19</b>	<b>19.0</b>	<b>19</b>	<b>0</b>	<b>3</b>	<b>84</b>	<b>28.0</b>	<b>67t</b>	<b>1</b>	<b>1</b>

- Had six catches for 113 yards, including an 81-yard touchdown, in his final game vs. Ohio State in the Fiesta Bowl
- His 13 receiving touchdowns during the regular season tied him for sixth in the country
- His 1,145 yards during the regular season tied him for 14th best in the country
- His 20.5 yards per reception during the regular season was 15th best in the country
- Had seven receptions for 142 yards and two touchdowns vs. Texas (9/5)
- Had seven receptions for 152 yards and three touchdowns at Pittsburgh (11/7)
- Caught two-or-more touchdowns in three games

### 2014 (Notre Dame):

- Started at wide receiver in all 13 games
- Led Notre Dame in receptions (76), receiving yards (1,094) and receiving touchdowns (15)
- Ranked third in the FBS in touchdown catches, 21st in receiving yards, 23rd in receiving yards per game (84.2), tied for 24th in total touchdowns (15) and 34th in receptions per game (5.8)
- His 15 touchdown receptions, 76 catches and 1,094 receiving yards are the most in single-season school history by a sophomore
- Eight of his 15 touchdown catches went for at least 20 yards
- Had at least one touchdown catch in 11 of the 13 games
- Had three multi-receiving touchdown games
- Eclipsed 100 yards receiving in four games, including two of the last three regular season contests



## WILL FULLER V

- Had a catch of at least 30 yards in seven of Notre Dame's 13 games
- Had two of Notre Dame's five receptions of at least 50 yards
- Fourth player in school history with a pair of touchdown receptions of 72 yards or longer (Nick Eddy, 1964, Tim Brown, 1986, and Golden Tate, 2009)
- Had five of team's 11 receptions of at least 40 yards registered 19 receptions of at least 20 yards
- 51 of his 76 receptions went for a first down or touchdown
- 17 of his 19 third-down receptions went for a first down or touchdown
- His 16 career touchdown grabs rank tied for ninth in school history
- Opened the season with a touchdown grab in four straight games, which was the longest streak to open a season for the Irish since Jeff Samardzija began the 2005 season with a touchdown in each of the first eight games
- Honorable mention All-American by Sports Illustrated

### 2013 (Notre Dame):

- Saw action in all 13 games
- Started three contests, Oklahoma (Sept. 28), USC (Oct. 19) and Air Force (Oct. 26)
- Had six catches on the year for 160 yards (26.7 average) and a touchdown
- Had two carries for eight yards
- Scored his first touchdown on a 47-yard pass from Tommy Rees against Air Force

### PERSONAL:

- Attended Roman Catholic High School in Philadelphia
- First-team receiver on 2012 Pennsylvania Sports Writers AAAA All-State football team
- Named as a receiver to Philadelphia Daily News All-City squad for 2012
- First-team receiver on Philadelphia Inquirer All-Southeastern Pennsylvania team
- Named MVP of Philadelphia Catholic League 4A
- Made 57 receptions in 2012 for 932 yards and eight touchdowns in 2012
- Had 10 catches for 232 yards and two touchdowns in 2012 win over Cardinal O'Hara
- Also played cornerback
- Honorable mention Pennsylvania all-state pick as a junior
- Grabbed 46 receptions in 2011 for 758 yards and 10 touchdowns on 8-3 Roman Catholic team
- All Catholic League 4A pick in 2011 as both a receiver and defensive back
- A first-team All-City selection as a sophomore in 2010 by Philadelphia Daily News
- Caught 39 passes for 650 yards and nine touchdowns in 2010
- Chosen for Semper Fidelis All-American Bowl and played for East squad
- Played for coach Joe McCort
- Son of Bill Fuller and Megan Mitchell
- Enrolled in the College of Arts and Letters, majoring in Africana studies
- Born April 16, 1994



## RYAN GRIFFIN

TIGHT END | 6-6 | 265 | CONNECTICUT

Hometown: Londonderry, N.H. | 4th NFL Season | 4th with Texans | Age: 26  
 Acquired: D6d-'13 | 2016 GP/GS: 10/3 | Career GP/GS (Playoffs): 50/17 (1/1)  
 Teams: Houston 2013-16

# 84

### TRANSACTIONS:

Selected by the Houston Texans with the 33rd pick in the sixth round (201st overall) in the 2013 NFL Draft.

### 2016 (Houston 10/3):

- Hauled in two passes for 17 yards, including a crucial third-down conversion in the fourth quarter, vs. Chicago (9/11)
- Caught one pass for five yards vs. Kansas City (9/18)
- Led the team and set a single-game career high with eight receptions for 52 yards at New England (9/22)
- Totaled three receptions for a season-high 54 yards vs. Tennessee (10/2) in Week 4
- Caught a career-long 45-yard pass from QB Brock Osweiler in the first quarter vs. Tennessee (10/2), marking the third-longest reception by a tight end in Texans history
- Made his first start of the season and caught two passes for eight yards at Minnesota (10/9) in Week 5
- Grabbed three passes for 34 yards, including a 23-yard reception, vs. Detroit (10/30) in Week 8
- Scored his first touchdown of the season and fifth of his career on a 1-yard pass from QB Brock Osweiler in the first quarter at Jacksonville (11/13) in Week 10
- Logged three receptions for 32 yards and set a single-season career-high in receiving yards (253), surpassing his previous best of 251 yards in 2015, at Oakland (11/21) in Week 11

### 2015 (Houston 9/4, 1/1):

- Played in nine games (four starts) and tallied career highs with 20 receptions for 251 yards and two touchdowns
- Started and made one catch for 18 yards vs. Kansas City (9/13)
- Spent Weeks 2-9 on the Reserve/Injured-Designated for Return List
- Played and started his first game since the season opener and caught three passes for 36 yards, which was the team's second-highest total at Cincinnati (11/16)
- Had four catches for a career-high 72 yards and a touchdown vs. New Orleans (11/29). Caught his first touchdown of the season and third of his career on a 10-yard pass from QB Brian Hoyer on the opening possession of the game. Posted a season-long 36-yard reception in the third quarter
- Finished with three catches for 29 yards and a touchdown at Buffalo (12/6). Caught an 8-yard touchdown pass in the first quarter, his second of the season, a single-season career-high, and fourth of his career. The score marked his second straight game with a touchdown (12/6)
- Started the AFC Wild Card Game vs. Kansas City (1/9/16) and caught three passes for 29 yards

### 2014 (Houston 16/2):

- Played in 16 games with two starts and had 10 catches for 91 yards and a touchdown
- Recorded a six-yard catch vs. Washington (9/7)
- Made one catch for eight yards at Dallas (10/5)
- Made a special teams tackle vs. Indianapolis (10/9) in Week 6
- Caught an 8-yard touchdown pass from QB Ryan Fitzpatrick on the Texans' opening drive vs. Tennessee (11/30) in Week 13. It was his first touchdown of the season and second of his career
- Made a season-long 25-yard catch at Jacksonville (12/7) in Week 14
- Had a season-high two catches in his first start of the year at Indianapolis (12/14)
- Had a season-high three catches and matched a season-high with 25 yards vs. Baltimore (12/21) in Week 16
- Started vs. Jacksonville (12/28) in Week 17 and made one catch for eight yards

### 2013 (Houston 15/8):

- Recorded the first two receptions of his career for 18 yards (9.0 avg.) vs. St. Louis (10/13)
- Made his first career start and saw action on special teams at Kansas City (10/20)

## 2016 STATISTICS

REGULAR SEASON				RECEIVING					RUSHING				
Date	Opp	GP	GS	Rec	Yds	Avg	Lg	TD	Att	Yds	Avg	Lg	TD
9/11	CHI	1	0	2	17	8.5	12	0	0	0	0.0	0	0
9/18	KC	1	0	1	5	5.0	5	0	0	0	0.0	0	0
9/22	at NE	1	0	8	52	6.5	11	0	0	0	0.0	0	0
10/2	TEN	1	0	3	54	18.0	45	0	0	0	0.0	0	0
10/9	at MIN	1	1	2	8	4.0	5	0	0	0	0.0	0	0
10/16	IND	1	0	3	31	10.3	12	0	0	0	0.0	0	0
10/24	at DEN	1	0	2	13	6.5	9	0	0	0	0.0	0	0
10/30	DET	1	0	3	34	11.3	23	0	0	0	0	0	0
11/13	at JAX	1	1	3	7	2.3	5	1	0	0	0.0	0	0
11/21	at OAK	1	1	3	32	10.7	20	0	0	0	0.0	0	0
11/27	SD	-	-	-	-	-	-	-	-	-	-	-	-
12/4	at GB	-	-	-	-	-	-	-	-	-	-	-	-
12/11	at IND	-	-	-	-	-	-	-	-	-	-	-	-
12/18	JAX	-	-	-	-	-	-	-	-	-	-	-	-
12/24	CIN	-	-	-	-	-	-	-	-	-	-	-	-
1/1/17	at TEN	-	-	-	-	-	-	-	-	-	-	-	-
<b>Totals</b>		<b>10</b>	<b>3</b>	<b>30</b>	<b>253</b>	<b>8.4</b>	<b>45</b>	<b>1</b>	<b>0</b>	<b>0</b>	<b>0.0</b>	<b>0</b>	<b>0</b>

## CAREER STATISTICS

REGULAR SEASON				RECEIVING					RUSHING				
Year	Team	GP	GS	Rec	Yds	Avg	Lg	TD	Att	Yds	Avg	Lg	TD
2013	HOU	15	8	19	244	12.8	40	1	0	0	0.0	0	0
2014	HOU	16	2	10	91	9.1	25	1	0	0	0.0	0	0
2015	HOU	9	4	20	251	12.6	37	2	0	0	0.0	0	0
2016	HOU	10	3	30	253	8.4	45	1	0	0	0.0	0	0
<b>Totals</b>		<b>50</b>	<b>17</b>	<b>79</b>	<b>839</b>	<b>10.6</b>	<b>45</b>	<b>5</b>	<b>0</b>	<b>0</b>	<b>0.0</b>	<b>0</b>	<b>0</b>
POSTSEASON				RECEIVING					RUSHING				
Year	Team	GP	GS	Rec	Yds	Avg	Lg	TD	Att	Yds	Avg	Lg	TD
2015	HOU	1	1	3	29	9.7	15	0	0	0	0.0	0	0
<b>Totals</b>		<b>1</b>	<b>1</b>	<b>3</b>	<b>29</b>	<b>9.7</b>	<b>15</b>	<b>0</b>	<b>0</b>	<b>0</b>	<b>0.0</b>	<b>0</b>	<b>0</b>

### CAREER GAME HIGHS

Receptions: 8 at NE, 9/22/16 (52 yards) | Receiving Yards: 72 vs. NO, 11/29/15 (4 receptions)  
 Receiving Long: 45 vs. TEN, 10/2/16 | Receiving TDs: 1, 4x – last: at BUF, 12/6/15

- Caught the first touchdown reception of his career on a 2-yard pass at Arizona (11/10)
- Inactive due to a concussion vs. Oakland (11/17) in Week 11
- Caught a 37-yard pass in his return to action vs. Jacksonville (11/24) in Week 12
- Recorded a career- and team-high six receptions for 62 yards at Indianapolis (12/15)
- Caught five passes and set a new career high with 66 receiving yards, including a career-long 40-yard reception vs. Denver (12/22) in Week 16

### COLLEGE:

- Played four seasons (2009-12) at the University of Connecticut in Mansfield, Conn. after redshirting the 2008 campaign
- Two-time Second-Team All-Big East selection
- Ranked second among tight ends in the Connecticut record books with 10 receiving touchdowns and 116 career receptions
- Played in the Raycom College Football All-Star Classic
- Caught 29 passes for 484 yards and a career-high six touchdown receptions and was named Second Team All-Big East for the second straight season as a senior in 2012
- Second Team All-Big East selection as a junior and had three receiving touchdowns and a two-point conversion for 20 points in 2011
- Played in all 13 games and started eight as a sophomore
- Saw action in 11 games and 10 starts as a freshman, including the Papajohns.com Bowl vs. South Carolina (Jan. 2)
- Redshirted in 2008
- Majored in communications science

### PERSONAL:

## **RYAN GRIFFIN**

- Attended Londonberry (N.H.) High School
- Named first-team all-state by the Nashua Union-Leader and Varsity Magazine
- Carried the ball 95 times for 749 yards and was a team captain as a senior



## JONATHAN GRIMES

**RUNNING BACK | 5-10 | 210 | WILLIAM & MARY**

Hometown: Palmyra, N.J. | 4th NFL Season | 4th with Texans | Age: 26  
 Acquired: FA-'13 | 2016 GP/GS: 4/0 | Career GP/GS (Playoffs): 45/1 (1/1)  
 Teams: Houston 2012; N.Y. Jets 2012; Jacksonville 2012-13; Houston 2013-16

# 41

### TRANSACTIONS:

Signed by the Houston Texans as a college free agent on May 14, 2012...Waived by Texans on Aug. 31, 2012...Signed to Texans practice squad on Sept. 1, 2012...Signed by the N.Y. Jets to the active roster on Sept. 25, 2012...Waived by the Jets on Oct. 30, 2012...Claimed off waivers by the Texans on Oct. 31, 2012...Waived by the Texans on Dec. 20, 2012... Claimed off waivers by the Jacksonville Jaguars on Dec. 21, 2012...Waived by the Jaguars on Aug. 30, 2013...Signed by the Texans on Dec. 18, 2013...Re-signed by the Texans on March 18, 2016.

### CAREER:

- Made his first career start in the 2013 season finale at Tennessee (12/29/13)
- Played in three games for the N.Y. Jets as a rookie in 2012 after being signed off the Texans practice squad and then played an additional six games for the Texans when he was claimed off waivers on Oct. 31, 2012
- Became the third player in Texans history to score a rushing and receiving touchdown in the same game vs. Jacksonville (1/3/16)

### 2016 (Houston 4/0):

- Played exclusively on special teams in the season opener vs. Chicago (9/11)
- Rushed once for eight yards and caught one pass for 13 yards vs. Kansas City (9/18)
- Rushed three times for four yards and recorded two special teams tackles and a forced fumble on special teams at New England (9/22) in Week 3
- Inactive for Weeks 4-7 with an injury
- Returned to game action and rushed twice for 11 yards in addition to contributing on special teams vs. Detroit (10/30)
- Inactive for Week 10 at Jacksonville (11/13) and Week 11 at Oakland (11/21)

### 2015 (Houston 14/0, 1/1):

- Played in 14 games and totaled career highs with 56 carries for 282 yards in addition to 26 receptions for 173 yards. Also scored a rushing and receiving touchdown
- Finished the game with 28 yards on six carries (4.7 avg.) and two yards receiving on one reception vs. Kansas City (9/13). Logged a 21-yard rush, the longest for either team in the game
- Tied for the team lead with six catches for 40 yards at Carolina (9/20). His reception total tied a single-game career-high (12/29/13 at Tennessee)
- Caught four passes for 19 yards (4.8 avg.) and ran for 19 yards on six carries (3.2 avg.) vs. Tampa Bay (9/27)
- Inactive in Weeks 4-5
- Rushed for 37 yards on six carries (6.2 avg.), including a long of 13 yards. Also caught three passes for 28 yards vs. N.Y. Jets (11/22)
- Rushed for 28 yards on five carries (5.6 avg.) and caught two passes for 15 yards at Buffalo (12/6). Rushed for a two-point conversion in the fourth quarter, tying the game at 21
- Led the team with 53 rushing yards on seven carries (7.6 avg.) vs. New England (12/13). Posted a career-long 37-yard rush in the second quarter
- Registered a single-game career-high two touchdowns (one receiving, one rushing). Rushed for 26 yards on four carries (6.5 avg.) and caught four passes for 28 yards vs. Jacksonville (1/3/16). Scored his first career receiving touchdown on a 12-yard reception from QB Brian Hoyer in the second quarter. Scored his first rushing touchdown of the season and second of his career on a 3-yard carry in the second quarter. Became the third player in Texans history to score a rushing and receiving touchdown in the same game

### 2014 (Houston 16/0):

- Played in all 16 games and recorded 39 carries for 153 yards in addition to six receptions for 86 yards
- Had one carry for five yards and one reception for 31 yards at the N.Y. Giants (9/21) in Week

## 2016 STATISTICS

REGULAR SEASON				RUSHING					RECEIVING				
Date	Opp	GP	GS	Att	Yds	Avg	Lg	TD	Rec	Yds	Avg	Lg	TD
9/11	CHI	1	0	0	0	0.0	0	0	0	0	0.0	0	0
9/18	KC	1	0	1	8	8.0	8	0	1	13	13.0	13	0
9/22	at NE	1	0	3	4	1.3	3	0	4	15	3.8	6	0
10/2	TEN					INACTIVE							
10/9	at MIN					INACTIVE							
10/16	IND					INACTIVE							
10/24	at DEN					INACTIVE							
10/30	DET	1	0	2	11	5.5	6	0	0	0	0.0	0	0
11/13	at JAX					INACTIVE							
11/21	at OAK					INACTIVE							
11/27	SD	-	-	-	-	-	-	-	-	-	-	-	-
12/4	at GB	-	-	-	-	-	-	-	-	-	-	-	-
12/11	at IND	-	-	-	-	-	-	-	-	-	-	-	-
12/18	JAX	-	-	-	-	-	-	-	-	-	-	-	-
12/24	CIN	-	-	-	-	-	-	-	-	-	-	-	-
1/1/17	at TEN	-	-	-	-	-	-	-	-	-	-	-	-
<b>Totals</b>		<b>4</b>	<b>0</b>	<b>6</b>	<b>23</b>	<b>3.8</b>	<b>8</b>	<b>0</b>	<b>5</b>	<b>28</b>	<b>5.6</b>	<b>13</b>	<b>0</b>

### ADDITIONAL STATISTICS

Special Teams Tackles: 5  
 Forced Fumbles (1): Forced a fumble on special teams at New England (9/22)

## CAREER STATISTICS

REGULAR SEASON				RUSHING					RECEIVING				
Year	Team	GP	GS	Att	Yds	Avg	Lg	TD	Rec	Yds	Avg	Lg	TD
2012	NYJ	3	0	2	6	3.0	5	0	2	7	3.5	4	0
2012	HOU	6	0	0	0	0.0	0	0	0	0	0.0	0	0
2013	HOU	2	1	21	73	3.5	12	1	6	76	12.7	31	0
2014	HOU	16	0	39	153	3.9	11	0	6	86	14.3	31	0
2015	HOU	14	0	56	282	5.0	37	1	26	173	6.7	19	1
2016	HOU	4	0	6	23	3.8	8	0	5	28	5.6	13	0
<b>Totals</b>		<b>45</b>	<b>1</b>	<b>124</b>	<b>537</b>	<b>4.3</b>	<b>37</b>	<b>2</b>	<b>45</b>	<b>370</b>	<b>8.2</b>	<b>31</b>	<b>1</b>

### POSTSEASON

Year	Team	GP	GS	Att	Yds	Avg	Lg	TD	Rec	Yds	Avg	Lg	TD
2015	HOU	1	1	4	15	3.8	8	0	2	12	6.0	8	0
<b>Totals</b>		<b>1</b>	<b>1</b>	<b>4</b>	<b>15</b>	<b>3.8</b>	<b>8</b>	<b>0</b>	<b>2</b>	<b>12</b>	<b>6.0</b>	<b>8</b>	<b>0</b>

### ADDITIONAL STATISTICS

Special Teams Tackles (12): 2013 - 1; 2014 - 6; 2016 - 5 | Misc. Stats: 1 fumble recovery vs. New Orleans 11/29/15

### CAREER GAME HIGHS

Rushing Attempts: 16 at TEN, 12/29/13 (50 yards) | Rushing Yards: 54 at CLE, 11/16/14 (13 attempts)  
 Rushing Long: 37 vs. NE, 12/13/15 | Rushing TDs: 1, 2x - last: vs. JAX, 1/3/16 | Receptions: 6, 2x - last: at CAR, 9/20/15  
 Receiving Yards: 76 at TEN, 12/29/13 | Receiving Long: 31, 2x - last: at NYG, 9/21/14 | Receiving TDs: 1 vs. JAX, 1/3/16

- 3. The 31 yards on the reception matched a career-long
- Made a pair of special teams tackles against Buffalo (9/28) in Week 4
- Rushed for a career-high 54 yards on 13 carries at Cleveland (11/16) in Week 11. Added a special teams tackle
- Ran for 8 yards on fourth-and-2 from the Cincinnati 30-yard line to keep the Texans' first scoring drive going in the second quarter in Week 12. Had a season-high three catches for 32 yards. Also had a special teams tackle
- Had a special teams tackle at Indianapolis (12/14) in Week 15
- Led the team with 45 yards rushing and added 23 receiving yards vs. Jacksonville (12/28)

### 2013 (Houston 2/1):

- Signed by the Texans on Dec. 18
- Recorded five rushing attempts for 23 yards (4.6 avg.) vs. Denver (12/22) in Week 16
- Posted a team-high 126 yards from scrimmage in his first career start with career highs of 16 carries for 50 yards and six receptions for 76 yards, including his first career touchdown at Tennessee (12/29) in Week 17

# JONATHAN GRIMES

**2012 (N.Y. Jets 3/0, Houston 6/0, 0/0):**

- Appeared in nine games and recorded two rushing attempts for six yards and also had two receptions for seven yards
- Made his NFL debut vs. Houston (10/8) where he saw action on special teams
- Had his first career rushing attempt and reception at New England (10/21)
- Had one carry for five yards and one reception for four yards vs. Miami (10/28)
- Made his Texans debut on special teams vs. Buffalo (11/4)

**COLLEGE:**

- Played four seasons (2008-11) at the College of William & Mary in Williamsburg, Va.
- The Tribe's all-time leader in rushing yards (4,541), all-purpose yards (7,955), kickoff return yards (2,289) and rushing attempts (936)
- Most decorated player in Colonial Athletic Association history with 11 all-conference honors
- Led nation in all-purpose yards per game as a senior with 228.2 yards per game
- First-team All-America selection by the Associated Press and the Collegiate Sporting News his senior season after ranking sixth in the nation with 130.1 rushing yards per game
- Rushed for more than 130 yards in six of eight conference games, highlighted by three consecutive 200-plus yard games to close out the season

**PERSONAL:**

- Four-year letterman at tailback and defensive back at Paul VI High School in Haddonfield, N.J.
- Named to All-State squad and honored as the All-South Jersey Running Back of the Year in 2007 after running for a single-season school record 1,925 yards and 33 touchdowns
- A three-time letter winner as a forward in basketball and four-time letter winner in track as a triple-jumper and high-hurdler



## ANDRE HAL

SAFETY | 5-10 | 195 | VANDERBILT

Hometown: Port Allen, La. | 3rd NFL Season | 3rd with Texans | Age: 24  
 Acquired: D7a-'14 | 2016 GP/GS: 10/10 | Career GP/GS (Playoffs): 40/21 (1/1)  
 Teams: Houston 2014-16

# 29

### TRANSACTIONS:

Selected by the Houston Texans with the first pick in the seventh round (216th overall) of the 2014 NFL Draft.

### 2016 (Houston 10/10):

- Registered the team's first interception of the year and his fifth career interception when he picked off Bears QB Jay Cutler in the third quarter vs. Chicago (9/11)
- Notched interceptions in back-to-back games for the first time in his career, having picked off a pass in the 2015 regular season finale against Jacksonville
- Tallied four tackles (two solo) and a pass defended vs. Kansas City (9/18)
- Made four tackles (two solo) at New England (9/22) in Week 3
- Matched a career high with two passes defended and contributed four tackles (three solo) vs. Tennessee (10/2) in Week 4
- Registered the first sack of his career and matched a season high with four tackles (two solo) vs. Indianapolis (10/16) in Week 6
- Logged three tackles (all solo) on defense and tied for second on the team with a career-high two special teams tackles vs. Detroit (10/30) in Week 8

### 2015 (Houston 16/11, 1/1):

- In his first season at the safety position, played in all 16 games (11 starts) and led the team with four interceptions. Also posted career highs with 34 tackles (26 tackles), 10 passes defended and one tackle for loss
- His four interceptions tied for the second-highest single-season total by a safety in Texans history
- Made one solo tackle vs. Kansas City (9/13)
- Recorded one special teams tackle vs. Tampa Bay (9/27)
- In his first career start at safety, recorded the first two interceptions of his career, including one returned for a touchdown, at Jacksonville (10/18). Became the second player in Texans history to record at least two interceptions, including one returned for a touchdown (Aaron Glenn, 12/8/02, 2 INTs returned for TDs). Became the first Texans player with two interceptions in a game since CB Kareem Jackson vs. Baltimore (12/21/14)
- Intercepted Jets QB Ryan Fitzpatrick on New York's final offensive possession to seal the game for the Texans (11/22). Marked his third interception of the season and of his career
- Finished third on the team with a single-game career-high five tackles and contributed with one pass defended at Buffalo (12/6)
- Recorded his first career tackle for loss in the fourth quarter when he brought down Colts RB Frank Gore for a loss of three yards at Indianapolis (12/20). Also added one pass defended in the game
- Led the team with two passes defended at Tennessee (12/27)
- Totaled four tackles (three solo), two passes defended and an interception vs. Jacksonville (1/3/16). Caught his fourth interception of the season, which tied him with Bernard Pollard (four in 2009) for the second-most interceptions by a safety in a season in team history
- Started his first postseason contest in the AFC Wild Card Game vs. Kansas City (1/9/16) and recorded five tackles, including two solo stops

### 2014 (Houston 14/0):

- Played in 14 games, made 18 tackles and had four passes defended
- Recorded a special teams tackle in his NFL debut vs. Washington (9/7)

## 2016 STATISTICS

REGULAR SEASON				TACKLES					SACKS		INTERCEPTIONS					FUMBLES			
Date	Opp	GP	GS	Tot	Solo	Asst	QBH	TFL	Sk	Yds	Int	Yds	Lg	TD	PD	FF	FR	Yds	TD
9/11	CHI	1	1	2	2	0	0	0	0.0	0.0	1	12	12	0	1	0	0	0	0
9/18	KC	1	1	4	2	2	0	0	0.0	0.0	0	0	0	0	1	0	0	0	0
9/22	at NE	1	1	4	2	2	0	0	0.0	0.0	0	0	0	0	0	0	0	0	0
10/2	TEN	1	1	4	3	1	0	0	0.0	0.0	0	0	0	0	2	0	0	0	0
10/9	at MIN	1	1	0	0	0	0	0	0.0	0.0	0	0	0	0	0	0	0	0	0
10/16	IND	1	1	4	2	2	1	1	1.0	7.0	0	0	0	0	0	0	0	0	0
10/24	at DEN	1	1	3	2	1	0	0	0.0	0.0	0	0	0	0	0	0	0	0	0
10/30	DET	1	1	3	3	0	0	0	0.0	0.0	0	0	0	0	0	0	0	0	0
11/13	at JAX	1	1	3	3	0	0	0	0.0	0.0	0	0	0	0	1	0	0	0	0
11/21	at OAK	1	1	2	2	0	0	1	0.0	0.0	0	0	0	0	0	0	0	0	0
11/27	SD	-	-	-	-	-	-	-	-	-	-	-	-	-	-	-	-	-	-
12/4	at GB	-	-	-	-	-	-	-	-	-	-	-	-	-	-	-	-	-	-
12/11	at IND	-	-	-	-	-	-	-	-	-	-	-	-	-	-	-	-	-	-
12/18	JAX	-	-	-	-	-	-	-	-	-	-	-	-	-	-	-	-	-	-
12/24	CIN	-	-	-	-	-	-	-	-	-	-	-	-	-	-	-	-	-	-
1/1/17	at TEN	-	-	-	-	-	-	-	-	-	-	-	-	-	-	-	-	-	-
<b>Totals</b>		<b>10</b>	<b>10</b>	<b>29</b>	<b>21</b>	<b>8</b>	<b>1</b>	<b>2</b>	<b>1.0</b>	<b>7.0</b>	<b>1</b>	<b>12</b>	<b>12</b>	<b>0</b>	<b>5</b>	<b>0</b>	<b>0</b>	<b>0</b>	<b>0</b>

### ADDITIONAL STATISTICS

Special Teams Tackles: 2

## CAREER STATISTICS

REGULAR SEASON				TACKLES					SACKS		INTERCEPTIONS					FUMBLES			
Year	Team	GP	GS	Tot	Solo	Asst	QBH	TFL	Sk	Yds	Int	Yds	Lg	TD	PD	FF	FR	Yds	TD
2014	HOU	14	0	18	15	3	0	0	0.0	0.0	0	0	0	0	4	0	0	0	0
2015	HOU	16	11	34	26	8	0	1	0.0	0.0	4	54	31t	1	10	0	0	0	0
2016	HOU	10	10	29	21	8	1	2	1.0	7.0	1	12	12	0	5	0	0	0	0
<b>Totals</b>		<b>40</b>	<b>21</b>	<b>81</b>	<b>62</b>	<b>19</b>	<b>1</b>	<b>3</b>	<b>1.0</b>	<b>7.0</b>	<b>5</b>	<b>66</b>	<b>31t</b>	<b>1</b>	<b>19</b>	<b>0</b>	<b>0</b>	<b>0</b>	<b>0</b>

POSTSEASON				TACKLES					SACKS		INTERCEPTIONS					FUMBLES			
Year	Team	GP	GS	Tot	Solo	Asst	QBH	TFL	Sk	Yds	Int	Yds	Lg	TD	PD	FF	FR	Yds	TD
2015	HOU	1	1	5	2	3	0	0	0.0	0.0	0	0	0	0	0	0	0	0	0
<b>Totals</b>		<b>1</b>	<b>1</b>	<b>5</b>	<b>2</b>	<b>3</b>	<b>0</b>	<b>0</b>	<b>0.0</b>	<b>0.0</b>	<b>0</b>	<b>0</b>	<b>0</b>	<b>0</b>	<b>0</b>	<b>0</b>	<b>0</b>	<b>0</b>	<b>0</b>

### ADDITIONAL REGULAR SEASON STATISTICS

Touchdowns (1): 31-yard interception return (B. Bortles) at Jacksonville (10/18/15)

Special Teams Tackles (7): 2014 - 3; 2015 - 2; 2016 - 2

### CAREER GAME HIGHS

Tackles: 7 vs. PHI, 11/2/14 | TFL: 1, 3x - last: at OAK, 11/21/16 | Sacks: 1.0 vs. IND, 10/16/16

INT: 2 at JAX, 10/18/15 | PD: 2, 5x - last: vs. TEN, 10/2/16

- Notched a pass defended at Oakland (9/14)
- Registered his first career tackle, finished with five tackles and a pass defended at Dallas (10/5) in Week 5
- Made four tackles at Pittsburgh (10/20) in Week 7
- Recorded a pair of tackles at Tennessee (10/26) in Week 8
- Registered a career-best seven tackles and two passes defended vs. Philadelphia (11/2) on Week 9
- Recorded a special teams tackle at Cleveland (11/16) in Week 11
- Had a special teams tackle vs. Cincinnati (11/23) in Week 12
- Played vs. Tennessee (11/30) in Week 13
- Inactive in Weeks 14-15
- Played vs. Baltimore (12/21) in Week 16 and vs. Jacksonville (12/28) in Week 17

### COLLEGE:

- Played four seasons (2009-13) at Vanderbilt University in Nashville, Tenn.
- Appeared in 50 games and started 29
- Made 133 career tackles with six interceptions and 37 passes defended
- Two-time second team All-SEC (2012,13)

## ANDRE HAL

**PERSONAL:**

- Senior captain and four-year starter at Port Allen (La.) High School
- Named defensive MVP as a senior after notching 53 tackles and four interceptions
- Earned first team 3A All-State honors after returning five kickoffs for scores
- As a junior, posted five interceptions
- Standout in basketball and track & field and former starter on hoops squad
- Member of 3A state champion 4x200-meter relay foursome that also set state record
- Full name is Andre Jeroy Hal



## JOEL HEATH

DEFENSIVE END | 6-6 | 300 | MICHIGAN STATE

Hometown: Cincinnati, Ohio | Rookie | Age: 23  
 Acquired: CFA-'16 | 2016 GP/GS: 6/1 | Career GP/GS (Playoffs): 6/1 (0/0)  
 Teams: Houston 2016

# 93

### TRANSACTIONS:

Signed by the Houston Texans as a college free agent on May 5, 2016.

### 2016 (Houston 6/1):

- Inactive for Weeks 1 and 2
- Made his regular season NFL debut and contributed with one tackle at New England (9/22) in Week 3
- Inactive for Week 4 vs. Tennessee (10/2)
- Played 17 snaps on defense and made one solo tackle at Minnesota (10/9) in Week 5
- Saw action as a reserve defensive end vs. Indianapolis (10/16) in Week 6
- Inactive for Week 7 at Denver (10/24)
- Played as a reserve defensive end vs. Detroit (10/30) in Week 8 and at Jacksonville (11/13) in Week 10
- Made his first career start at Oakland (11/21) in Week 11 but did not record any statistics

### CAREER AT MICHIGAN STATE:

- Played four seasons (2012-15) at Michigan State University in East Lansing, Mich. after redshirting the 2011 campaign
- Three-year letterwinner played in 39 career games, including 24 starts
- Two-year starter on the defensive line (2014-15)
- Had 60 career tackles, including 10.5 for losses and 4.5 sacks
- Earned his bachelor's degree in interdisciplinary studies in social science in December 2015
- Collected six tackles in two bowl games (2015 Cotton, 2015 College Football Playoff Semifinal at Cotton Bowl)
- Had a productive game in the 2015 Cotton Bowl Classic win over No. 4 Baylor, tallying three stops

### 2015 (Michigan State):

- Started 12 games at defensive tackle
- Missed the Central Michigan (Week 4) and Maryland (Week 10) games due to an injury
- Recorded a career-high 31 tackles, including 5.5 for losses (26 yards) and 2.0 sacks (11 yards)
- Ranked 11th on the team with 52 production points during the regular season
- Honorable mention All-Big Ten (media)
- Had two tackles and was credited with a half tackle for loss vs. No. 4 Iowa in the Big Ten Championship Game
- Posted four stops, including an 8-yard sack, vs. Indiana; named Spartan Defensive Player of the Week against the Hoosiers
- Did not play vs. Central Michigan (injured)
- Tallied a career-high six tackles, including a 10-yard loss, and also forced a fumble in the win over seventh-ranked Oregon
- Recorded three tackles, including a 3-yard sack, in the season opener at Western Michigan

### 2014 (Michigan State):

- Started 12-of-13 games at defensive tackle
- Had 29 tackles, including five for losses (22 yards) and 2.5 sacks (19 yards)
- Led Spartan defensive tackles with five tackles for loss
- Had a productive game in the 2015 Cotton Bowl Classic win over No. 4 Baylor, tallying three stops; credited with a half sack (6 yards) of Bear QB Bryce Petty, along with teammate Shilique Calhoun, in the third quarter, and also split a tackle for loss (1 yard) with Darien Harris on a rush in the first quarter
- Recorded career highs in tackles (five), tackles for loss (two for 7 yards) and sacks (1.0 for 6 yards) vs. Rutgers
- Had three tackles, including a half sack (4 yards), vs. No. 14 Ohio State
- Recorded four tackles, including a half sack (3 yards), at No. 3 Oregon
- Collected three tackles, including a half tackle for loss, in his first career start in the season opener vs. Jacksonville State

### 2013 (Michigan State):

- Saw action in nine games as a backup defensive end to earn his first letter
- Made the transition from defensive end to defensive tackle during bowl practices

## 2016 STATISTICS

REGULAR SEASON				TACKLES				SACKS		INTERCEPTIONS				FUMBLES						
Date	Opp	GP	GS	Tot	Solo	Asst	QBH	TFL	Sk	Yds	Int	Yds	Lg	TD	PD	FF	FR	Yds	TD	
9/11	CHI																			
9/18	KC																			
9/22	at NE	1	0	1	0	1	0	0	0.0	0.0	0	0	0	0	0	0	0	0	0	0
10/2	TEN																			
10/9	at MIN	1	0	1	1	0	0	0	0.0	0.0	0	0	0	0	0	0	0	0	0	0
10/16	IND	1	0	0	0	0	0	0	0.0	0.0	0	0	0	0	0	0	0	0	0	0
10/24	at DEN																			
10/30	DET	1	0	0	0	0	0	0	0.0	0.0	0	0	0	0	0	0	0	0	0	0
11/13	at JAX	1	0	0	0	0	0	0	0.0	0.0	0	0	0	0	0	0	0	0	0	0
11/21	at OAK	1	1	0	0	0	0	0	0.0	0.0	0	0	0	0	0	0	0	0	0	0
11/27	SD	-	-	-	-	-	-	-	-	-	-	-	-	-	-	-	-	-	-	-
12/4	at GB	-	-	-	-	-	-	-	-	-	-	-	-	-	-	-	-	-	-	-
12/11	at IND	-	-	-	-	-	-	-	-	-	-	-	-	-	-	-	-	-	-	-
12/18	JAX	-	-	-	-	-	-	-	-	-	-	-	-	-	-	-	-	-	-	-
12/24	CIN	-	-	-	-	-	-	-	-	-	-	-	-	-	-	-	-	-	-	-
1/1/17	at TEN	-	-	-	-	-	-	-	-	-	-	-	-	-	-	-	-	-	-	-
<b>Totals</b>		<b>6</b>	<b>1</b>	<b>2</b>	<b>1</b>	<b>1</b>	<b>0</b>	<b>0</b>	<b>0.0</b>	<b>0.0</b>	<b>0</b>	<b>0</b>	<b>0</b>	<b>0</b>	<b>0</b>	<b>0</b>	<b>0</b>	<b>0</b>	<b>0</b>	<b>0</b>

- Recorded three quarterback hurries, including two at Illinois
- Had a quarterback hurry in the win over No. 23 Michigan
- Broke up a pass in the season opener against Western Michigan

### 2012 (Michigan State):

- Appeared in five games (Boise State, Central Michigan, Notre Dame, Eastern Michigan, Michigan)

### 2011 (Michigan State):

- Redshirted the season

### PERSONAL:

- Attended Mount Healthy Jr/Sr High School in Cincinnati
- Represented the Ohio All-Stars in the June 2011 Big 33 Classic in Hershey, Pennsylvania
- Rated among the nation's top defensive ends by Scout.com (No. 26)
- Named to SuperPrep's and PrepStar's All-Midwest Teams
- Ranked among Ohio's top seniors by Rivals.com (No. 49)
- Three-year starter for Coach Arvie Crouch
- Two-time first-team All-Ohio (Division II) selection by The Associated Press
- Named AP All-Ohio Division II Co-Defensive Player of the Year as a senior
- Two-time first-team AP Southwest All-District pick
- Selected AP Southwest All-District Defensive Player of the Year in 2010
- Two-time first-team all-conference choice
- Voted Fort Ancient Valley Conference Co-Athlete of the Year as a senior
- Produced 5.0 sacks in 2010
- Named to Cincinnati Enquirer's All-Area (Division II-VI) Team as a junior
- Recorded 41 tackles (22 solos, 19 assists) in 2009, finishing third in the conference with 6.5 sacks
- Graduated with a bachelor's degree in criminal justice





## DEANDRE HOPKINS

WIDE RECEIVER | 6-1 | 215 | CLEMSON

Hometown: Central, S.C. | 4th NFL Season | 4th with Texans | Age: 24  
 Acquired: D1-'13 | 2016 GP/GS: 10/10 | Career GP/GS (Playoffs): 58/58 (1/1)  
 Teams: Houston 2013-16

# 10

### TRANSACTIONS:

Selected by the Houston Texans with the 27th pick in the first round (27th overall) of the 2013 NFL Draft.

### HONORS:

- 2013 PFWA All-Rookie Team
- 2013 Texans Rookie of the Year
- NFL Offensive Rookie of the Month (Sept. 2013)
- AFC Offensive Player of the Week (Week 6, 2015)
- 2015 Pro Bowl
- 2015 AP NFL All-Pro Second Team

### CAREER:

- Ranks fourth in franchise history with 4,073 yards receiving, fourth with 22 receiving touchdowns, and fourth with 289 receptions
- Currently the Texans all-time leader in yards per reception at 14.1
- Has 12 100-yard games in his career, which is second-most in franchise history and the most in a player's first three seasons in team history
- Owns a streak of 58 consecutive starts, which is the second-longest active streak among NFL wide receivers
- Passed WR Andre Johnson (3,953 from 2003-06) for the most receiving yards by a Texans player in the first four seasons of his career, vs. Detroit (10/30/16)
- At 23 years, 169 days old, became the third-youngest player in NFL history to reach 200 career receptions and 3,000 career receiving yards, behind only WR Larry Fitzgerald (23 years, 108 days) and WR David Boston (23 years, 126 days)
- Became the third wide receiver in NFL history at age 23-or-younger with 1,400 receiving yards and 11 receiving touchdowns in a season (Issac Bruce, Randy Moss)
- Became the first player in NFL history with at least nine catches and 145 receiving yards in three consecutive games (Weeks 4-6, 2015)
- Passed WR Andre Johnson for the most receptions (239), receiving yards (3,533), receiving touchdowns (19) and 100-yard receiving games (11) in a player's first three seasons in franchise history
- Set a franchise record for the most receiving touchdowns in a single season (10) in 2015, surpassing WR Andre Johnson's previous record of nine in 2009
- The 25th player in NFL history to amass 2,000 yards receiving through his first two seasons
- Became the second player in franchise history to eclipse the 1,000-yard mark in 2014 (WR Andre Johnson 2004, 06, 2008-10, 2012-13). Accomplished the feat vs. Tennessee (11/30/14) in the 12th game of the season
- Reached 1,000 career yards receiving in his 19th game
- Reached 2,000 career yards receiving in his 31st game. The second youngest (22 years, 198 days) player in NFL history to reach 2,000 yards
- Became the fastest player in team history to reach 3,000 receiving yards, doing so in his 42nd career game. The previous record was held by Andre Johnson (48 games)
- Reached 100 career catches in his 27th game
- Became the fastest player in team history to reach 200 receptions, doing so in his 42nd career game. The previous record was held by WR Andre Johnson (43 games)
- Became the first player in team history to accumulate 1,000 receiving yards in the first 10 games of a season (2015)
- Second player under the age of 24 to amass 3,500 career receiving yards (Randy Moss)
- Had a career-high 238 yards vs. Tennessee (11/30/14), which was the fourth 200-yard receiving game in franchise history. Averaged 26.4 yards per reception, which was the highest single-game average for a player with at least five receptions in franchise history
- His six 100-yard games in 2015 tied for the second-most such games in a season in franchise history
- Had a streak of four consecutive 100-yard receiving games from Week 3 to 6 in 2015, which is tied for the longest in franchise history

### 2016 STATISTICS

REGULAR SEASON				RECEIVING					RUSHING				
Date	Opp	GP	GS	Rec	Yds	Avg	Lg	TD	Att	Yds	Avg	Lg	TD
9/11	CHI	1	1	5	54	10.8	23t	1	0	0	0.0	0	0
9/18	KC	1	1	7	113	16.1	35	1	0	0	0.0	0	0
9/22	at NE	1	1	4	56	14.0	16	0	0	0	0.0	0	0
10/2	TEN	1	1	1	4	4.0	4	0	0	0	0.0	0	0
10/9	at MIN	1	1	5	56	11.2	25	1	0	0	0.0	0	0
10/16	IND	1	1	9	71	7.9	12	0	0	0	0.0	0	0
10/24	at DEN	1	1	5	36	7.2	12	0	0	0	0.0	0	0
10/30	DET	1	1	4	44	11.0	14	0	0	0	0.0	0	0
11/13	at JAX	1	1	5	48	9.6	16	0	0	0	0.0	0	0
11/21	at OAK	1	1	5	58	11.6	24	0	0	0	0.0	0	0
11/27	SD	-	-	-	-	-	-	-	-	-	-	-	-
12/4	at GB	-	-	-	-	-	-	-	-	-	-	-	-
12/11	at IND	-	-	-	-	-	-	-	-	-	-	-	-
12/18	JAX	-	-	-	-	-	-	-	-	-	-	-	-
12/24	CIN	-	-	-	-	-	-	-	-	-	-	-	-
1/1/17	at TEN	-	-	-	-	-	-	-	-	-	-	-	-
<b>Totals</b>		<b>10</b>	<b>10</b>	<b>50</b>	<b>540</b>	<b>10.8</b>	<b>35</b>	<b>3</b>	<b>0</b>	<b>0</b>	<b>0.0</b>	<b>0</b>	<b>0</b>

### CAREER STATISTICS

REGULAR SEASON				RECEIVING					RUSHING				
Year	Team	GP	GS	Rec	Yds	Avg	Lg	TD	Att	Yds	Avg	Lg	TD
2013	HOU	16	16	52	802	15.4	66	2	0	0	0.0	0	0
2014	HOU	16	16	76	1,210	15.9	76t	6	0	0	0.0	0	0
2015	HOU	16	16	111	1,521	13.7	61t	11	0	0	0.0	0	0
2016	HOU	10	10	50	540	10.8	35	3	0	0	0.0	0	0
<b>Totals</b>		<b>58</b>	<b>58</b>	<b>289</b>	<b>4,073</b>	<b>14.1</b>	<b>76t</b>	<b>22</b>	<b>0</b>	<b>0</b>	<b>0.0</b>	<b>0</b>	<b>0</b>
POSTSEASON				RECEIVING					RUSHING				
Year	Team	GP	GS	Rec	Yds	Avg	Lg	TD	Att	Yds	Avg	Lg	TD
2015	HOU	1	1	6	69	11.5	17	0	0	0	0.0	0	0
<b>Totals</b>		<b>1</b>	<b>1</b>	<b>6</b>	<b>69</b>	<b>11.5</b>	<b>17</b>	<b>0</b>	<b>0</b>	<b>0</b>	<b>0.0</b>	<b>0</b>	<b>0</b>

### ADDITIONAL STATISTICS

Regular Season Misc. Tackles (13): 2013 - 3; 2014 - 1; 2015 - 4; 2016 - 5 | Postseason Misc. Tackles (1): 2015 - 1

### CAREER GAME HIGHS

Receptions: 11 vs. IND, 10/8/15 (169 yards) | Receiving Yards: 238 vs. TEN, 11/30/14 (9 receptions)  
 Receiving Touchdowns: 2, 4x - last: vs. NYJ, 11/22/15 | Receiving Long: 76t vs. WAS, 9/7/14

- Became the second player in franchise history to record a 100-catch season in 2015
- Had 81 receptions through 11 games in 2015, which was the most by any player 23-or-younger in NFL history
- In 2015, set single-season career highs in receptions (111), receiving yards (1,521), receiving touchdowns (11) and 100-yard receiving games (six) in 2015. Ranked third in the NFL in receptions and receiving yards and tied for seventh in receiving touchdowns
- Finished the 2015 regular season with the third-most receptions (111), fourth-most receiving yards (1,521) and the most receiving touchdowns (11) in a single season in franchise history
- Extended his streak of consecutive regular season games started to 48, which ranks second among all active NFL wide receivers, and has caught a pass in all 48 games played

### 2016 (Houston 10/10):

- Currently stands tied for 2nd in the NFL in third-down receptions (19), 27th in receptions (50), 39th in receiving yards (540) and tied for 47th in receiving touchdowns (3)
- Finished tied for the team lead with five receptions for 54 yards and a touchdown in the season opener vs. Chicago (9/11)
- Scored on a 23-yard touchdown pass in the second quarter, marking his 20th career touchdown reception and third straight season opener (2014-16) with a touchdown, vs. Chicago (9/11)
- Also recorded his fourth career touchdown in Week 1 games, which passes former Texans WR Andre Johnson for the most in team history, vs. Chicago (9/11)
- Led the team with seven receptions for 113 yards and a touchdown, which marked his 12th

## DEANDRE HOPKINS

career 100-yard receiving performance, vs. Kansas City (9/18)

- Led the team with a season-high nine receptions, his most in a single game since Week 6 of the 2015 season, for 71 yards vs. Indianapolis (10/16) in Week 6
- Finished second on the team with four receptions for a team-leading 44 yards vs. Detroit (10/30) in Week 8
- Passed Andre Johnson (3,953 from 2003-06) for the most receiving yards by a Texans player in the first four seasons of his career, vs. Detroit (10/30)
- Surpassed 4,000 receiving yards for his career with a team-high five receptions for 48 yards at Jacksonville (11/13) in Week 10
- Finished second on the team with five receptions for 58 yards at Oakland (11/21) in Week 11

### 2015 (Houston 16/16, 1/1):

- Earned Pro Bowl and Associated Press NFL All-Pro Second Team honors
- Started all 16 games and set career highs with 111 receptions, 1,521 yards, six 100-yard receiving games and a franchise-record 11 receiving touchdowns
- Ranked third in the NFL in receptions and receiving yards and tied for seventh in receiving touchdowns
- Finished the regular season with the third-most receptions, fourth-most receiving yards and the most receiving touchdowns in a single season in franchise history
- Passed WR Andre Johnson for the most receptions (239), receiving yards (3,533), receiving touchdowns (19) and 100-yard receiving games (11) in a player's first three seasons in franchise history
- Led both teams with 98 receiving yards and two receiving touchdowns on nine receptions vs. Kansas City (9/13). Scored 14 total points (two receiving touchdowns, one two-point conversion), which was the second-highest single-game total by a wide receiver in team history. Caught a touchdown pass in his third consecutive home opener (2013-15). Passed RB Arian Foster (2,041) for the fourth-most career receiving yards in team history
- Finished with five receptions for 53 yards at Carolina (9/20)
- Led the team with eight receptions for 101 yards (12.6 avg.) and a touchdown vs. Tampa Bay (9/27). Had three receiving touchdowns in the first three games, which tied for the most by a Texans player through the first three games of a season. Tied WR Jacoby Jones (11) for the seventh-most career touchdown receptions in team history
- Recorded 157 receiving yards with nine receptions at Atlanta (10/4). Posted back-to-back 100-yard receiving games for the first time in his career (Weeks 3-4)
- Led the team with a career-high 11 catches for 169 yards and posted his first career game with 10-or-more receptions vs. Indianapolis (10/8). His 42 receptions and 578 receiving yards were the most through the first five games of a season in Texans history. His seven receptions in the first half tied for the fourth-most in the first half of a game in franchise history
- Caught 10 passes for 148 yards and two touchdowns at Jacksonville (10/18). Recorded his fourth consecutive 100-yard receiving game, which tied the franchise record (WR Andre Johnson, 2008). Became the first player in NFL history with at least nine catches and 145 receiving yards in three consecutive games (Weeks 4-6). Had the second-most receptions (52) and fourth-most yards (726) through six games in NFL history. Second player in team history with back-to-back games with 10 catches. Tied WR Corey Bradford (five) for the most receiving touchdowns in the first six games of a season in Texans history. Passed WR Jabar Gaffney (171) for the fifth-most career receptions in team history. Passed RB Steve Slaton (2,643) for the sixth-most career scrimmage yards in team history. Scored on a 9-yard reception and a 26-yard pass from QB Brian Hoyer in the fourth quarter
- Passed WR Andre Johnson (35 in 2006) for the second-most receptions in a single October in Texans history. Finished the month with 36 receptions for 524 yards and two touchdowns. His receiving yards totals also ranked as the second-most in October in team history
- Caught six passes for 50 yards in the game at Miami (10/25). Ended a streak of consecutive 100-yard receiving games at four, which tied the franchise record (Weeks 3-6)
- Led the team with eight receptions for 94 yards and a touchdown vs. Tennessee (11/1). Passed WR Andre Johnson (2,806) for the most receiving yards in a player's first three seasons in franchise history. Caught a 21-yard touchdown pass from QB Brian Hoyer in the first quarter to give the team a 7-3 lead
- Caught five passes for 57 yards and a touchdown at Cincinnati (11/16). Set a single-season career-high in touchdown receptions, surpassing his previous high of six in 2014. Passed RB Arian Foster (14) for the fifth-most career receiving touchdowns in Texans history
- Led the team with five catches for 118 yards (23.6 avg.) and two touchdowns vs. N.Y. Jets (11/22). Scored a 61-yard receiving touchdown in the second quarter, the second-longest touchdown reception of his career. Scored again on a 20-yard pass in the third quarter to give the team a 24-10 lead
- At 23 years, 169 days old, became the third-youngest player in NFL history to reach 200 career receptions and 3,000 career receiving yards, behind only WR Larry Fitzgerald (23 years, 108 days) and WR David Boston (23 years, 126 days)
- Became the fastest player in team history to reach 200 receptions, doing so in his 42nd career game. The previous record was held by WR Andre Johnson (43 games)
- Became the fastest player in team history to reach 3,000 receiving yards, doing so in his 42nd career game. The previous record was held by WR Andre Johnson (48 games)
- Became the first player in team history to accumulate 1,000 receiving yards in the first 10 games of a season
- Notched his 10th career 100-yard receiving game, passing WR Andre Johnson (nine) for the most 100-yard receiving games in a player's first three seasons in team history

- Tied TE Owen Daniels (four) for the second-most career multiple-touchdown games in Texans history
- Tied WR Andre Johnson (three in 2009) for the most multiple-touchdown games in a single season in team history
- Caught five passes for 36 yards vs. New Orleans (11/29). Passed WR Andre Johnson (208) for the most receptions in a player's first three seasons in team history. His 81 receptions were the most by any player 23-or-younger through 11 team games in NFL history, according to Elias. Set a single-season career-high in receptions, surpassing his previous best of 76 in 2014
- Caught five passes for 88 yards and a touchdown at Buffalo (12/6). Scored on a 29-yard pass from QB Brian Hoyer in the fourth quarter to tie the game at 21
- Caught three passes for 52 yards (17.3 avg.), including a long of 40 yards, vs. New England (12/13). Set a single-season career-high in receiving yards, surpassing his previous high of 1,210 receiving yards in 2014
- Led the team with eight receptions for 94 yards at Indianapolis (12/20)
- Led the team with seven receptions for 117 yards, including a long reception of 44 yards, and a touchdown at Tennessee (12/27). With his third reception of the game in the second quarter, became the second player in franchise history to record a 100-catch season. Passed WR Andre Johnson (103 in 2006) for the fourth-most receptions in a single season in team history. Passed WR Andre Johnson (1,407 in 2013) for the fourth-most receiving yards in a single season in Texans history. Scored his 11th touchdown of the season and 19th of his career on a 15-yard reception from QB Brandon Weeden in the third quarter, which was a franchise record for the most receiving touchdowns in a single season. Increased his season totals to 104 receptions for 1,432 yards and 11 touchdowns. Logged his sixth 100-yard game of the season, which tied for the second-most such games in a season in franchise history
- Became just the third wide receiver in NFL history at age 23-or-younger with 1,400 receiving yards and 11 receiving touchdowns in a season (WR Issac Bruce, WR Randy Moss)
- Led the team with seven receptions for 89 yards, including a long of 20 yards vs. Jacksonville (1/3/16)
- Extended his streak of consecutive regular season games started to 48, which ranked second among all active NFL wide receivers
- Caught a pass in his 48th straight regular season game
- In his first career playoff start, led the team with six receptions for 69 yards in the AFC Wild Card Game vs. Kansas City (1/9/16). His receiving yardage total ranked as the sixth-highest mark in a postseason game in Texans history, while his reception total ranked seventh

### 2014 (Houston 16/16):

- Named a Pro Bowl alternate after becoming the second player in franchise history to eclipse the 1,000-yard mark. Finished his second NFL season with 76 catches for 1,210 yards and six touchdowns
- Hauled in a career long 76-yard touchdown in the second quarter in a win vs. Washington (9/7). Finished the game with four receptions for 89 yards
- Scored a 12-yard touchdown and finished with 22 yards at Oakland (9/14)
- Registered a six-catch, 116-yard performance and went over the 1,000-yard mark for his career against the N.Y. Giants (9/21) in Week 3. Recorded the second 100-yard game of his career
- Set a career high for touchdowns in a season (3) when he caught a 35-yard touchdown pass against Buffalo (9/28) in Week 4. Finished the game with five catches for 64 yards
- Led the team with six receptions for 63 yards at Dallas (10/5) in Week 5
- Posted his third career game with 100 yards receiving, catching six passes for 108 yards at Pittsburgh (10/20) in Week 7
- Moved into eighth place on the franchise's yards receiving list with five receptions for 95 yards at Tennessee (10/26) in Week 8. Entered the game with 1,276 yards receiving and passed RB Domanick Williams (1,276) and TE Joel Dreessen (1,323)
- Recorded his third 100-yard receiving game of the season and fourth of his career vs. Philadelphia (11/2) in Week 9. Caught six passes for 115 yards and a touchdown and tied TE Owen Daniels for the second-most 100-yard receiving games in franchise history with four. Recorded Houston's fourth takeaway of the game, recovering LB DeMeco Ryans' fumble at the Philadelphia 7-yard line in the fourth quarter
- Caught four passes for 80 yards with a long of 41 at Cleveland (11/16) in Week 11
- Caught his 100th career pass and passed his single-season career high (802 yards) in Week 12 vs. Cincinnati. Finished with five catches for 39 yards
- Had career-highs of 238 yards receiving, two touchdowns receiving and nine receptions vs. Tennessee (11/30) in Week 13. It was the fourth 200-yard receiving game and second highest total in franchise history. Averaged 26.4 yards per reception, the highest single-game average for a player with at least five receptions in franchise history. Tied a franchise single-game record with four receptions of 25-plus yards. Became the second player in franchise history to eclipse the 1,000-yard mark in franchise history. Had 117 yards receiving in the first half and 121 in the second half, the first time in his career he had over 100 yards in a single half
- Made four catches for 49 yards at Jacksonville (12/7) in Week 14. Also recovered an offensive fumble to keep a drive alive
- Led all receivers with five receptions for 77 yards at Indianapolis (12/14) in Week 15
- Caught five passes for 38 yards vs. Baltimore (12/21). Became the fifth player in franchise history with more than 2,000 receiving yards and the second-youngest (22 years, 198 days) player in NFL history to reach 2,000 yards receiving. Became the 25th player in NFL history with 2,000 yards receiving through his first two seasons

## DEANDRE HOPKINS

### 2013 (Houston 16/16):

- Started all 16 games at wide receiver and finished the season with 52 receptions for 802 yards (15.4 avg.), ranking second in both categories among rookies in franchise history to Andre Johnson's 66 receptions for 976 yards in 2003
- Earned a spot on the PFWA All-Rookie Team and was voted the Texans Rookie of the Year by teammates
- Caught at least one pass in all 16 games
- Named NFL Offensive Rookie of the Month in September after finishing the month with 20 receptions for 270 yards (13.5 avg.) and a touchdown
- Made his first career start at wide receiver in his NFL debut and recorded five receptions for 66 yards (13.2 avg.) at San Diego (9/9) in Week 1
- Recorded seven receptions for 117 yards (16.7 avg.) and the game-winning touchdown in overtime vs. Tennessee (9/15) to become the youngest player in NFL history to score the game-winning touchdown in overtime at 21 years and 101 days
- Had the second-most yards receiving ever by a Texans rookie vs. Tennessee in Week 2, (WR Andre Johnson, 122 at Buffalo, 11/16/03) and tied for the second-most receptions by a rookie in franchise history
- Recorded a game-high six receptions for 60 yards at Baltimore (9/22) in Week 3
- Recorded three receptions for 76 yards (25.3 avg.) and a touchdown at Kansas City (10/20) in Week 7
- Recorded a game-high six receptions for 69 yards (11.5 avg.) at Arizona (11/10)
- Caught two passes for 77 yards (38.5 avg.), including a career-long and franchise-long reception by a rookie 66-yarder vs. New England (12/1) in Week 13

### COLLEGE:

- Played three seasons (2010-12) at Clemson (S.C.) University
- Appeared in 39 games, starting 32 contests for the Tigers
- Had 206 receptions for 3,020 yards (14.7 avg) and 27 touchdowns, adding 32 yards on a pair of kickoff returns and 82 yards on 12 punt returns (6.8 avg), to amass 3,134 all-purpose yards, an average of 80.4 yards per game
- The only player in Clemson history with multiple 100-yard receiving performances in bowl games (105 vs. South Florida in the 2010 Meineke Car Care Bowl; 107 vs. West Virginia in the 2012 Orange Bowl; 191 yards vs. Louisiana State in the 2012 Chick-fil-A Bowl), as he tallied 32 receptions for 403 yards and three touchdowns in three postseason appearances
- His 206 receptions rank seventh in Atlantic Coast Conference history and second on the school career list, topped by only WR Aaron Kelly (232; 2005-08), as they are the only Tigers to ever catch 200 passes for the university
- His 3,020 receiving yards are the sixth-highest total by an ACC player and set a school record, breaking the previous mark of 2,733 yards by WR Aaron Kelly
- Was the sixth player from an ACC institution to gain 3,000 yards receiving in a career, joining WR Conner Vernon of Duke (3,749; 2009-12), WR Peter Warrick of Florida State (3,517; 1996-99), WR Torry Holt of North Carolina State (3,379; 1995-98), WR Clarkston Hines of Duke (3,318; 1986-89) and WR Jerricho Cotchery of North Carolina State (3,119; 2000-03)
- His 27 touchdown grabs tied WR Herman Moore of Virginia (1988-90) for eighth on the ACC all-time record chart, as it also set a school record
- Majored in community recreation, sport and camp management

### PERSONAL:

- Attended D.W. Daniel High School in Central, S.C., playing football for Head Coach Randy Robinson
- Registered 57 receptions for 1,266 yards and 18 touchdowns on offense and 28 interceptions, returning five for touchdowns on defense
- Had 11 punt returns for 289 yards and three touchdowns, along with two kickoff returns for 119 yards and one score as a senior
- Rated the 12th-best receiver in the nation and the state's eighth-best overall prospect by Rivals.com, and was the 14th-ranked cornerback by Scout.com and ESPN rated him the 29th-best athlete
- Super Prep's sixth-ranked athlete in the state, he received All-State first-team honors from the Charlotte Observer and The State, adding All-Southern honors from the Orlando Sentinel
- A finalist for state "Mr. Football" accolades, he was twice named All-State (defense) by the Associated Press
- Participated in the Offense-Defense All American game and the Shrine Bowl
- Two-time Seneca Daily Journal Player-of-the-Year and Anderson Independent Player-of-the-Year choice, in addition to receiving Class AAA All-State honors from the High School Sports Report as a junior and senior
- Added co-region player-of-the-year recognition as a senior and was a three-time all-region pick
- Led D.W. Daniel High to a 37-4 record during his gridiron career
- Was also a four-year starter for the school's basketball team, a three-time All-State choice who tallied more than 1,300 points, 400 rebounds, 600 assists, and 200 steals in his career
- Uncle, the late Terry Smith, had 162 receptions as a Clemson Tiger from 1990-93



## AKEEM HUNT

**RUNNING BACK | 5-10 | 200 | PURDUE**

Hometown: Covington, Ga. | 2nd NFL Season | 2nd with Texans | Age: 23  
 Acquired: FA-'15 | 2016 GP/GS: 2/0 | Career GP/GS (Playoffs): 9/1 (1/0)  
 Teams: N.Y. Giants 2015; Baltimore 2015; Houston 2015-16

# 33

### TRANSACTIONS:

Signed by the New York Giants as a college free agent on May 7, 2015...Signed to the Baltimore Ravens practice squad on Oct. 13, 2015...Released from the Ravens practice squad on Oct. 20, 2015...Signed to the Houston Texans practice squad on Nov. 3, 2015...Signed to the Texans active roster on Nov. 21, 2015...Waived by the Texans on Sept. 3, 2016...Signed to the Texans practice squad on Sept. 4, 2016.

### 2016 (Houston 2/0):

- Spent Weeks 1-9 on the Texans practice squad
- Elevated to the active roster on Nov. 12
- Made his season debut and set single-game career highs in rushing attempts (eight) and yards (52), averaging 6.5 yards per carry, at Jacksonville (11/13) in Week 10
- Recorded a career-long 39-yard kickoff return in the fourth quarter at Oakland (11/21) in Week 11 that was also the Texans' longest kickoff return in 2016

### 2015 (Houston 7/1, 1/0):

- Originally signed as a rookie free agent with the N.Y. Giants on May 7
- Signed to the Texans active roster (11/21) after spending time on the practice squad
- Played in his first career game and rushed for two yards on his first career carry vs. N.Y. Jets (11/22)
- Finished with three carries for 27 yards (9.0 avg.) in the game vs. New Orleans (11/29)
- Notched a career-long 12-yard rush in the first quarter vs. New Orleans (11/29)
- Returned his first career kickoff for a gain of 19 yards in the fourth quarter vs. New England (12/13)
- Registered a career-long 21-yard run in the first quarter at Indianapolis (12/20)
- Finished with 26 rushing yards at Indianapolis (12/20)
- Posted a single-game career-high 28 rushing yards on three carries (9.3 avg.), including a career-long of 25 yards vs. Jacksonville (1/3/16) in his first career start

### COLLEGE:

- Played four seasons (2011-14) at Purdue University in West Lafayette, Ind.
- Saw action in 49 games and made 17 starts for the Boilermakers
- Career totals included 371 rushing attempts for 2,035 yards (5.5-yard avg.) and 11 touchdowns, 100 receptions for 841 yards and six scores, and 74 kickoff returns for 1,747 yards (23.6-yard average) and six touchdowns
- As a senior in 2014, played in 12 games with seven starts and had career-high totals of 173 rushing attempts for 949 yards (5.5-yard avg.) and six touchdowns and 48 catches for 293 yards
- In his junior season in 2013, played in 12 games with nine starts and led the team with 464 rushing yards on 123 carries and was 2nd with 38 receptions for 340 yards
- Returned 24 kickoffs for 626 yards and one touchdown in 2013
- In 2012, appeared in all 13 games as a reserve and rushed 42 times for 335 yards and two touchdowns (8.0 ypc)
- Caught 13 passes for 204 yards and two touchdowns and returned 39 kickoffs for 867 yards and one touchdown (22.2 ypr)
- Averaged 108.3 all-purpose yards per game in 2012
- Appeared in 12 games as a reserve in 2011 and finished third on the team in rushing with 287 yards and two touchdowns on merely 33 carries (8.7 avg.)
- Movement and sports sciences major

### PERSONAL:

- Averaged 5.7 yards per carry as a senior at Newton High School in Covington, Ga., gaining 654 yards on 115 rushes with seven touchdowns
- Caught 15 passes for 231 yards (15.4 average) and two scores

## 2016 STATISTICS

REGULAR SEASON				RUSHING					RECEIVING				
Date	Opp	GP	GS	Att	Yds	Avg	Lg	TD	Rec	Yds	Avg	Lg	TD
9/11	CHI												
9/18	KC												
9/22	at NE												
10/2	TEN												
10/9	at MIN												
10/16	IND												
10/24	at DEN												
10/30	DET												
11/13	at JAX	1	0	8	52	6.5	17	0	1	1	1.0	1	0
11/21	at OAK	1	0	5	-2	-0.4	5	0	0	0	0.0	0	0
11/27	SD	-	-	-	-	-	-	-	-	-	-	-	-
12/4	at GB	-	-	-	-	-	-	-	-	-	-	-	-
12/11	at IND	-	-	-	-	-	-	-	-	-	-	-	-
12/18	JAX	-	-	-	-	-	-	-	-	-	-	-	-
12/24	CIN	-	-	-	-	-	-	-	-	-	-	-	-
1/1/17	at TEN	-	-	-	-	-	-	-	-	-	-	-	-
<b>Totals</b>		<b>2</b>	<b>0</b>	<b>13</b>	<b>50</b>	<b>3.9</b>	<b>17</b>	<b>0</b>	<b>1</b>	<b>1</b>	<b>1.0</b>	<b>1</b>	<b>0</b>

### ADDITIONAL CAREER STATISTICS

Kick Returns (1): Returned a kickoff for 39 yards at Oakland (11/21)

## CAREER STATISTICS

REGULAR SEASON				RUSHING					RECEIVING				
Year	Team	GP	GS	Att	Yds	Avg	Lg	TD	Rec	Yds	Avg	Lg	TD
2015	HOU	7	1	17	96	5.6	25	0	6	39	6.5	27	0
2016	HOU	2	0	13	50	3.9	17	0	1	1	1.0	1	0
<b>Totals</b>		<b>9</b>	<b>1</b>	<b>30</b>	<b>146</b>	<b>4.9</b>	<b>25</b>	<b>0</b>	<b>7</b>	<b>40</b>	<b>5.7</b>	<b>27</b>	<b>0</b>

POSTSEASON				RUSHING					RECEIVING				
Year	Team	GP	GS	Att	Yds	Avg	Lg	TD	Rec	Yds	Avg	Lg	TD
2015	HOU	1	0	1	0	0.0	0	0	0	0	0.0	0	0
<b>Totals</b>		<b>1</b>	<b>0</b>	<b>1</b>	<b>0</b>	<b>0.0</b>	<b>0</b>	<b>0</b>	<b>0</b>	<b>0</b>	<b>0.0</b>	<b>0</b>	<b>0</b>

### ADDITIONAL STATISTICS

Kick Returns (2): Returned a kickoff for 19 yards vs. New England (12/13/15) and one for 39 yards at Oakland (11/21/16)

### CAREER GAME HIGHS

Rushing Attempts: 8 at JAX, 11/13/16 | Rushing Yards: 52 at JAX, 11/13/16 | Rushing Long: 25 vs. JAX, 1/3/15  
 Receptions: 2 at IND, 12/20/15 | Receiving Yards: 27 vs. JAX, 1/3/15

- Team offensive MVP as a senior
- Rushed for 679 yards and seven touchdowns on 114 carries as a junior
- Averaged 4.7 yards per carry and caught nine passes for 47 yards (5.2 average)
- Coach was Cortez Allen
- Given name is Akeem Bernard Hunt
- Born Feb. 22, 1993



## KAREEM JACKSON

CORNERBACK | 5-10 | 185 | ALABAMA

Hometown: Macon, Ga. | 7th NFL Season | 7th with Texans | Age: 28  
 Acquired: D1-'10 | 2016 GP/GS: 8/8 | Career GP/GS (Playoffs): 94/89 (5/5)  
 Teams: Houston 2010-16

# 25

### TRANSACTIONS:

Selected by the Houston Texans with the 20th pick in the first round (20th overall) of the 2010 NFL Draft...Re-signed with the Texans on March 9, 2015.

### CAREER:

- 2010 first-round draft pick
- Tied with Dunta Robinson for the most interceptions in Texans history with 13
- Third in team history with 61 career passes defended
- Tied with ILB Brian Cushing for the 10th-most regular-season games played in Texans history after passing QB Matt Schaub (90)
- Ranks fourth in Texans history with 21 career postseason tackles
- Scored the first interception return for touchdown of his career at any level when he picked off Titans QB Matt Hasselbeck and returned it 63 yards vs. Tennessee (9/30/12)
- Had his first multi-interception day vs. Baltimore (12/21/14)

### 2016 (Houston 8/8):

- Tied for second on the team with five tackles (four solo), including one for loss in the season opener vs. Chicago (9/11)
- Finished second on the team with six tackles (all solo) and added one pass defended vs. Kansas City (9/18)
- Tied for second on the team with seven tackles, including four solo stops, at New England (9/22) in Week 3
- Notched three solo stops and his second pass defended of the season vs. Tennessee (10/2) in Week 4
- Inactive for Week 5 at Minnesota (10/9) and Week 6 vs. Indianapolis (10/16) with an injury
- Notched five tackles (all solo), one tackle for loss and one pass defended, giving him 60 passes defended for his career, vs. Detroit (10/30) in Week 8
- Intercepted Jaguars QB Blake Bortles and returned it 42 yards for a touchdown, tying him with Dunta Robinson for the most interceptions (13) in Texans history, at Jacksonville (11/13) in Week 10

### 2015 (Houston 12/10, 1/1):

- Played in 12 games (10 starts) and contributed with a career-high 58 tackles (52 solo), six passes defended, two interceptions, including one returned for a touchdown, one forced fumble, one fumble recovery and one tackle for loss
- Made six solo tackles vs. Kansas City (9/13)
- Made four tackles (three solo) at Carolina (9/20)
- Posted a team-high six solo tackles vs. Tampa Bay (9/27)
- Tied for second on the team with five tackles (four solo) at Atlanta (10/4)
- Inactive in Weeks 7-11
- Intercepted Saints QB Drew Brees in the fourth quarter and returned it 50 yards vs. New Orleans (11/29). The interception marked his first of the season and 11th of his career, tying DB Marcus Coleman and DB Aaron Glenn for the third-most career picks in franchise history. Finished the game with four tackles (two solo), one interception and one tackle for loss
- Tied for the team lead with six tackles, including five solo stops at Buffalo (12/6)
- Led the team with nine solo tackles to go along with one pass defended vs. New England (12/13). His tackle total tied a single-game career-high, having last accomplished the feat on Oct. 5, 2014 at Dallas

## 2016 STATISTICS

REGULAR SEASON				TACKLES					SACKS		INTERCEPTIONS					FUMBLES				
Date	Opp	GP	GS	Tot	Solo	Asst	QBH	TFL	Sk	Yds	Int	Yds	Lg	TD	PD	FF	FR	Yds	TD	
9/11	CHI	1	1	5	4	1	0	1	0.0	0.0	0	0	0	0	0	0	0	0	0	0
9/18	KC	1	1	6	6	0	0	0	0.0	0.0	0	0	0	0	1	0	0	0	0	0
9/22	at NE	1	1	7	4	3	0	0	0.0	0.0	0	0	0	0	0	0	0	0	0	0
10/2	TEN	1	1	3	3	0	0	0	0.0	0.0	0	0	0	0	1	0	0	0	0	0
10/9	at MIN																			
10/16	IND																			
10/24	at DEN	1	1	2	1	1	0	0	0.0	0.0	0	0	0	0	0	0	0	0	0	0
10/30	DET	1	1	5	5	0	0	1	0.0	0.0	0	0	0	0	1	0	0	0	0	0
11/13	at JAX	1	1	6	6	0	0	0	0.0	0.0	1	42	42t	1	1	0	0	0	0	0
11/21	at OAK	1	1	3	2	1	0	0	0.0	0.0	0	0	0	0	0	0	0	0	0	0
11/27	SD	-	-	-	-	-	-	-	-	-	-	-	-	-	-	-	-	-	-	-
12/4	at GB	-	-	-	-	-	-	-	-	-	-	-	-	-	-	-	-	-	-	-
12/11	at IND	-	-	-	-	-	-	-	-	-	-	-	-	-	-	-	-	-	-	-
12/18	JAX	-	-	-	-	-	-	-	-	-	-	-	-	-	-	-	-	-	-	-
12/24	CIN	-	-	-	-	-	-	-	-	-	-	-	-	-	-	-	-	-	-	-
1/1/17	at TEN	-	-	-	-	-	-	-	-	-	-	-	-	-	-	-	-	-	-	-
<b>Totals</b>		<b>8</b>	<b>8</b>	<b>37</b>	<b>31</b>	<b>6</b>	<b>0</b>	<b>2</b>	<b>0.0</b>	<b>0.0</b>	<b>1</b>	<b>42</b>	<b>42t</b>	<b>1</b>	<b>4</b>	<b>0</b>	<b>0</b>	<b>0</b>	<b>0</b>	<b>0</b>

## CAREER STATISTICS

REGULAR SEASON				TACKLES					SACKS		INTERCEPTIONS					FUMBLES				
Year	Team	GP	GS	Tot	Solo	Asst	QBH	TFL	Sk	Yds	Int	Yds	Lg	TD	PD	FF	FR	Yds	TD	
2010	HOU	16	16	70	57	13	0	1	0.0	0.0	2	23	23	0	10	0	0	0	0	0
2011	HOU	15	13	40	35	5	0	2	0.0	0.0	1	0	0	0	6	1	0	0	0	0
2012	HOU	16	15	53	47	6	0	1	0.0	0.0	4	71	63t	1	17	0	0	0	0	0
2013	HOU	14	14	56	51	5	0	1	0.0	0.0	0	0	0	0	9	0	1	0	0	0
2014	HOU	13	13	57	48	9	1	4	0.0	0.0	3	97	65	0	9	0	0	0	0	0
2015	HOU	12	10	58	52	6	0	1	0.0	0.0	2	77	50	1	6	1	1	34	0	0
2016	HOU	8	8	37	31	6	0	2	0.0	0.0	1	42	42t	1	4	0	0	0	0	0
<b>Totals</b>		<b>94</b>	<b>89</b>	<b>371</b>	<b>321</b>	<b>50</b>	<b>1</b>	<b>12</b>	<b>0.0</b>	<b>0.0</b>	<b>13</b>	<b>310</b>	<b>65</b>	<b>3</b>	<b>61</b>	<b>2</b>	<b>2</b>	<b>34</b>	<b>0</b>	<b>0</b>

### POSTSEASON

Year	Team	GP	GS	Tot	Solo	Asst	QBH	TFL	Sk	Yds	Int	Yds	Lg	TD	PD	FF	FR	Yds	TD	
2011	HOU	2	2	8	7	1	0	0	0.0	0.0	0	0	0	0	1	0	0	0	0	0
2012	HOU	2	2	6	4	2	0	0	0.0	0.0	0	0	0	0	2	0	0	0	0	0
2015	HOU	1	1	7	6	1	0	0	0.0	0.0	0	0	0	0	1	0	0	0	0	0
<b>Totals</b>		<b>5</b>	<b>5</b>	<b>21</b>	<b>17</b>	<b>4</b>	<b>0</b>	<b>0</b>	<b>0.0</b>	<b>0.0</b>	<b>0</b>	<b>0</b>	<b>0</b>	<b>0</b>	<b>4</b>	<b>0</b>	<b>0</b>	<b>0</b>	<b>0</b>	<b>0</b>

### ADDITIONAL STATISTICS

Touchdowns (3): vs. TEN, 9/30/12 (63-yard INT return); vs. JAX, 1/3/16 (27-yard INT return); at JAX, 11/13/16 (42-yard INT return)

### CAREER GAME HIGHS

Tackles: 9, 2x – last: vs. NE, 12/13/15 | INT: 2 vs. BAL, 12/21/14 | Return Yards: 65 at OAK, 9/14/14  
 PD: 2, 14x – last: vs. IND, 10/8/15 | FR: 1, 2x – last: at IND, 12/20/15 | FF: 1, 2x – last: at TEN, 12/27/15

- Recovered a fumble forced by CB Johnathan Joseph on Colts WR Griff Whalen in the fourth quarter at Indianapolis (12/20), which led to a field goal and increased Houston's lead to 16-10. It marked his first fumble recovery of the season and second of his career. Also added four solo tackles in the game
- Forced a fumble on Titans RB Antonio Andrews in the first quarter at Tennessee (12/27). S Quintin Demps recovered the ball and returned it for a touchdown. Led the team with five solo tackles, to go along with a forced fumble and a pass defended. Passed DB Marcus Coleman (56) for the third-most career passes defended in team history
- Notched three solo tackles, one interception returned for a touchdown and one pass defended vs. Jacksonville (1/3/16). Returned an interception for a touchdown in the fourth quarter, his first of the season and second of his career. Tied CB Johnathan Joseph (12) for the second-most career interceptions in franchise history. Tied LB DeMeco Ryans (86) for the 12th-most regular season games played in Texans history
- Contributed with seven tackles (six solo) and one pass defended in Wild Card Game vs. Kansas City (1/9/16)

### 2014 (Houston 13/13):

## KAREEM JACKSON

- Started all 13 games he played in and ended the season with 57 tackles and nine passes defended. Tied for the team lead with three interceptions
- Started and made eight tackles vs. Washington (9/7) in Week 1
- Intercepted a pass and returned it for a career best 65 yards and registered two pass defended and two tackles at Oakland (9/14) in Week 2
- Recorded two tackles, two tackles for loss and one pass defended at N.Y. Giants (9/21)
- Notched six tackles and a pass defended vs. Buffalo (9/28) in Week 4
- Tied for the team-lead and matched a career-high with nine tackles in Week 5 at Dallas (10/5)
- Made five tackles vs. Indianapolis (10/9) in Week 6
- Was second on the team with five tackles and had a quarterback hit at Pittsburgh (10/20) in Week 7
- Registered four tackles, a tackle for loss and two passes defended at Tennessee (10/26) in Week 8
- Made one tackle vs. Philadelphia (11/2) in Week 9 before leaving the game due to injury
- Inactive in Weeks 11-13
- Notched four tackles at Jacksonville (12/7) in Week 14
- Had six tackles, a tackle for loss and a pass defended at Indianapolis (12/14) in Week 15
- Had his first multi-interception game of his career vs. Baltimore (12/21) in Week 16. Intercepted QB Joe Flacco twice in Ravens territory, which led to 10 points
- Made four tackles vs. Jacksonville (12/28) in Week 17

### 2013 (Houston 14/14):

- Started all 14 games he played in and recorded 62 tackles, eight passes defended, a tackle for loss and fumble recovery
- Tied career highs in tackles with nine (eight solo) and passes defended with two vs. Tennessee (9/15) in Week 2
- Recorded three solo tackles and a pass defended at San Francisco (10/6)
- Recorded seven solo tackles, a pass defended and the first fumble recovery of his career at Kansas City (10/20) in Week 7
- Suffered a rib injury in the second quarter and did not return at Arizona (11/10)
- Inactive due to a rib injury vs. Oakland (11/17) in Week 11 and vs. Jacksonville (11/24) in Week 12
- Returned to start vs. New England (12/1) in Week 13
- Tied a career high with two passes defended vs. Denver (12/22) in Week 16

### 2012 (Houston 16/15, 2/2):

- Led Texans defenders with a career-high four interceptions on the season
- Made five tackles (four solo) and broke up two passes including an interception of Ryan Tannehill in the season opener vs. Miami (9/9)
- Named the Defensive Player of the Game at Jacksonville (9/16)
- Made nine solo tackles and broke up a pass at Denver (9/23)
- Scored his first career touchdown when he intercepted a QB Matt Hasselbeck pass and returned it 63 yards to the end zone vs. Tennessee (9/30)
- Intercepted a QB Mark Sanchez pass in the fourth quarter to seal the victory at the N.Y. Jets (10/8), and added three tackles (two solo)
- Intercepted a QB Jay Cutler pass in the second quarter and added four tackles (four solo) and two passes defended at Chicago (11/11)
- Made five tackles and broke up a pass vs. Jacksonville (11/18)
- Collected six tackles and a pass defended at Detroit (11/22)
- Registered six tackles (four solo) and two passes defended at Tennessee (12/2)
- Recorded three tackles at New England (12/10)
- Had six tackles (five solo) and a pass defended vs. Indianapolis (12/16)
- Collected four tackles (three solo) and two passes defended vs. Minnesota (12/23)
- Tallied eight tackles (six solo) and a pass defended at Indianapolis (12/30)
- Made two tackles and two passes defended in AFC Wild Card Playoff vs. Cincinnati (1/5/13)
- Made four tackles in the AFC Divisional playoff at New England (1/13/13)

### 2011 (Houston 15/13, 2/2):

- Finished with 40 tackles (35 solo), six passes defended, an interception and a forced fumble
- Forced a fumble and made four tackles (three solo) at Miami (9/18)
- Tied for the team lead with eight tackles (seven solo) at New Orleans (9/25)
- Had five solo tackles and broke up two passes vs. Cleveland (11/6)
- Registered his first interception of the season vs. Atlanta (12/4)
- Had five solo tackles vs. Tennessee (1/1/12)
- Started in his postseason debut and made four tackles, including three solos in AFC Wild Card Playoff vs. Cincinnati (1/7/12)
- Recorded four solo tackles and one pass defended in AFC Divisional Playoff at Baltimore (1/15/12)

### 2010 (Houston 16/16):

- Started at cornerback all 16 games, where he made 71 tackles (57 solo) and had two interceptions
- Made five solo tackles and intercepted the first pass of his NFL career and returned it 23 yards vs. the N.Y. Giants (10/10)
- Recorded six tackles (five solo) and intercepted a pass from QB Philip Rivers vs. San Diego

(11/7)

- Forced a fumble at Denver (12/26)

### COLLEGE:

- Played four seasons (2006-09) at the University of Alabama in Tuscaloosa, Ala.
- Appeared in 41 career games with the Crimson Tide and started 40 contests, registering 159 tackles (106 solo) with eight tackles for loss (24 yards)
- Deflected 29 passes (fourth on Alabama's all-time list) and recorded five interceptions (164 yards, 32.8 avg.) while registering one forced fumble and one fumble recovery
- Blocked two kicks and returned one punt for eight yards

### PERSONAL:

- Attended Westside High School in Macon, Ga. and compiled 1,436 rushing yards with 20 touchdowns and nine receptions for 256 yards with two touchdowns as a senior
- Concluded a three-year varsity career with over 3,447 rushing yards and 46 touchdowns

# TEXANS BIOS



## CHARLES JAMES

CORNERBACK | 5-9 | 185 | CHARLESTON SOUTHERN

Hometown: Jacksonville, Fla. | 3rd NFL Season | 2nd with Texans | Age: 26  
 Acquired: W-15 (BAL) | 2016 GP/GS: 10/0 | Career GP/GS (Playoffs): 31/1 (0/0)  
 Teams: N.Y. Giants 2013; Houston 2014; Baltimore 2015; Houston 2015-16

# 31

### TRANSACTIONS:

Signed by the N.Y. Giants as a college free agent on May 10, 2013...Waived by the Giants on August 31, 2013...Signed by the Giants to the practice squad on Sept. 1, 2013...Signed by the Giants to the active roster on Oct. 5, 2013...Waived by the Giants on Aug. 26, 2014...Signed by the Houston Texans to their practice squad on Oct. 1, 2014...Signed by the Texans on Dec. 29, 2014...Waived by the Texans on Sept. 5, 2015...Signed to the Baltimore Ravens practice squad on Sept. 8, 2015...Signed to the Ravens active roster Oct. 13, 2015...Waived by the Ravens on Oct. 17, 2015...Claimed off waivers by the Texans on Oct. 19, 2015...Re-signed with the Texans on March 7, 2016.

### 2016 (Houston 10/0):

- Tied for second on the team in special teams tackles with six
- Played exclusively on special teams and matched a single-game career high with two special teams tackles in the season opener vs. Chicago (9/11)
- Played primarily on special teams and saw four snaps on defense at New England (9/22) in Week 3
- Saw six snaps of action on defense and recorded a special teams tackle vs. Tennessee (10/2) in Week 4
- Saw his most significant action on defense and set a career high with seven tackles, including six solo stops, at Minnesota (10/9)
- Posted two solo tackles and a special teams tackle vs. Indianapolis (10/16) in Week 6
- Tied for second on the team with two special teams tackles, giving him a career-high six for the year, vs. Detroit (10/30) in Week 8
- Made two solo tackles and recorded his first pass defended of the season and second of his career at Jacksonville (11/13) in Week 10
- Played six snaps on defense and contributed on special teams at Oakland (11/21) in Week 11

### 2015 (Houston 9/1, 0/0):

- Played in nine games and made his first career start in 2015
- Totaled career highs with 14 tackles (seven solo), including one tackle for loss, five special teams stops and one pass defended
- Started the season on the Ravens' practice squad after spending training camp with the Texans
- Claimed off waivers by the Texans on Oct. 19 after being released by the Ravens
- Downed a Shane Lechler punt on the Titans' 6-yard line in the first quarter vs. Tennessee (11/1). Also contributed with one tackle on defense
- Finished with a career-high six tackles (four solo), including one for loss, and one special teams stop at Cincinnati (11/16). Notched his first career tackle for loss when he brought down Bengals RB Jeremy Hill for a 3-yard loss in the second quarter
- Made his first career NFL start vs. N.Y. Jets (11/22)
- Downed two punts inside the 10-yard line, including one at the 9-yard line and one at the 5-yard line at Buffalo (12/6)
- Placed on the Reserve/Injured List on Dec. 29

### 2014 (Houston 0/0):

- Signed to the Texans practice squad on Oct. 1

### 2013 (N.Y. Giants 12/0):

- Played in 12 regular season games, mostly on special teams

## 2016 STATISTICS

REGULAR SEASON				TACKLES					SACKS		INTERCEPTIONS					FUMBLES				
Date	Opp	GP	GS	Tot	Solo	Asst	QBH	TFL	Sk	Yds	Int	Yds	Lg	TD	PD	FF	FR	Yds	TD	
9/11	CHI	1	0	0	0	0	0	0	0.0	0.0	0	0	0	0	0	0	0	0	0	0
9/18	KC	1	0	0	0	0	0	0	0.0	0.0	0	0	0	0	0	0	0	0	0	0
9/22	at NE	1	0	0	0	0	0	0	0.0	0.0	0	0	0	0	0	0	0	0	0	0
10/2	TEN	1	0	0	0	0	0	0	0.0	0.0	0	0	0	0	0	0	0	0	0	0
10/9	at MIN	1	0	7	6	1	0	0	0.0	0.0	0	0	0	0	0	0	0	0	0	0
10/16	IND	1	0	2	2	0	0	0	0.0	0.0	0	0	0	0	0	0	0	0	0	0
10/24	at DEN	1	0	1	0	1	0	0	0.0	0.0	0	0	0	0	0	0	0	0	0	0
10/30	DET	1	0	0	0	0	0	0	0.0	0.0	0	0	0	0	0	0	0	0	0	0
11/13	at JAX	1	0	2	2	0	0	0	0.0	0.0	0	0	0	1	0	0	0	0	0	0
11/21	at OAK	1	0	0	0	0	0	0	0.0	0.0	0	0	0	0	0	0	0	0	0	0
11/27	SD	-	-	-	-	-	-	-	-	-	-	-	-	-	-	-	-	-	-	-
12/4	at GB	-	-	-	-	-	-	-	-	-	-	-	-	-	-	-	-	-	-	-
12/11	at IND	-	-	-	-	-	-	-	-	-	-	-	-	-	-	-	-	-	-	-
12/18	JAX	-	-	-	-	-	-	-	-	-	-	-	-	-	-	-	-	-	-	-
12/24	CIN	-	-	-	-	-	-	-	-	-	-	-	-	-	-	-	-	-	-	-
1/1/17	at TEN	-	-	-	-	-	-	-	-	-	-	-	-	-	-	-	-	-	-	-
<b>Totals</b>		<b>10</b>	<b>0</b>	<b>12</b>	<b>10</b>	<b>2</b>	<b>0</b>	<b>0</b>	<b>0.0</b>	<b>0.0</b>	<b>0</b>	<b>0</b>	<b>0</b>	<b>0</b>	<b>1</b>	<b>0</b>	<b>0</b>	<b>0</b>	<b>0</b>	<b>0</b>

### ADDITIONAL STATISTICS

Special Teams Tackles: 6  
 Kickoff Returns (1): Recorded an 18-yard kickoff return at New England (9/22)  
 Fumbles/Lost: 1/1

## CAREER STATISTICS

REGULAR SEASON				TACKLES					SACKS		INTERCEPTIONS					FUMBLES				
Year	Team	GP	GS	Tot	Solo	Asst	QBH	TFL	Sk	Yds	Int	Yds	Lg	TD	PD	FF	FR	Yds	TD	
2013	NYG	12	0	0	0	0	0	0	0.0	0.0	0	0	0	0	0	0	0	0	0	0
2014	HOU	0	0	0	0	0	0	0	0.0	0.0	0	0	0	0	0	0	0	0	0	0
2015	HOU	9	1	14	7	7	0	1	0.0	0.0	0	0	0	0	1	0	0	0	0	0
2016	HOU	10	0	12	10	2	0	0	0.0	0.0	0	0	0	0	1	0	0	0	0	0
<b>Totals</b>		<b>31</b>	<b>1</b>	<b>26</b>	<b>17</b>	<b>9</b>	<b>0</b>	<b>1</b>	<b>0.0</b>	<b>0.0</b>	<b>0</b>	<b>0</b>	<b>0</b>	<b>0</b>	<b>2</b>	<b>0</b>	<b>0</b>	<b>0</b>	<b>0</b>	<b>0</b>

### ADDITIONAL STATISTICS

Special Teams Tackles (15): 2014 - 4; 2015 - 5; 2016 - 6

### CAREER GAME HIGHS

Tackles: 7 at MIN, 10/9/16 | TFL: 1 at CIN, 11/16/15 | PD: 1, 2x – last: at JAX, 11/13/16 | ST Tackles: 2, 3x – last: vs. CHI, 9/11/16


### COLLEGE:

- Played four seasons (2009-12) at Charleston (S.C.) Southern University
- Named All-American following his senior season in which he set the CSU career interception record with 12
- Helped the Bucs rally from an 0-3 start to a 5-6 finish and four-straight home wins to close out his career
- Key member of the Bucs secondary, which finished the season as the nation's No. 3 pass defense, allowing just 145.5 passing yards per game
- Compiled 32 tackles and 14 pass breakups in his final season at CSU
- Earned First Team All-Big South honors and was named Third Team All-American by Phil Steele.
- Named to the Stars' roster in the 2013 Raycom College Football All-Star Classic

### PERSONAL:

- Attended Mandarin High School in Jacksonville, Fla.
- Degree in communications from Charleston Southern
- Started sock line in 2016

# TEXANS BIOS



## DON JONES

**SAFETY | 5-11 | 195 | ARKANSAS STATE**

Hometown: Town Creek, Ala. | 4th NFL Season | 1st with Texans | Age: 26  
 Acquired: FA-'16 | 2016 GP/GS: 8/0 | Career GP/GS (Playoffs): 51/0 (0/0)  
 Teams: MIA 2013; NE 2014; MIA 2014; NO 2015; CLE 2015-16; HOU 2016

# 20

### TRANSACTIONS:

Selected by the Miami Dolphins with the 44th pick in the seventh round (250th overall) of the 2013 NFL Draft...Waived by the Dolphins on Aug. 31, 2014...Claimed off waivers by the New England Patriots on Sept. 1, 2014...Waived by the Patriots on Nov. 27, 2014...Claimed off waivers by the Dolphins on Nov. 28, 2014...Waived by the Dolphins on Sept. 5, 2015...Signed to the New Orleans Saints practice squad on Sept. 7, 2015...Signed to the Saints active roster on Sept. 12, 2015...Waived by the Saints on Oct. 13, 2015...Claimed off waivers by the Cleveland Browns on Oct. 14, 2015...Waived by the Browns on Oct. 4, 2016...Signed by the Houston Texans on Oct. 19, 2016.

### 2016 (Cleveland 4/0; Houston 4/0):

- Saw action in four games with the Browns, recording one special teams tackle
- Waived by the Browns on Oct. 4 and signed by the Texans on Oct. 19
- Made his debut with the Texans and recorded one special teams tackle, giving him 30 for his career, at Denver (10/24) in Week 7
- Tied for second on the team with a season-high two special teams tackles vs. Detroit (10/30) in Week 8
- Notched a special teams tackle at Jacksonville (11/13) in Week 10 and at Oakland (11/21) in Week 11

### 2015 (New Orleans 5/0; Cleveland 9/0):

- Played in five games for the Saints and posted a special teams tackle
- Waived by the Saints on Oct. 13 and claimed off waivers by the Browns on Oct. 14
- Played in nine games with the Browns on special teams, notching five special teams tackles
- Made his Browns debut and recorded two special teams tackles at Denver (10/18)

### 2014 (New England 9/0; Miami 4/0):

- Appeared in 13 games with New England and Miami and logged 11 special teams stops
- Waived by the Dolphins on Aug. 31 and claimed off waivers by the Patriots on Sept. 1
- Played in nine games with the Patriots, recording six special teams tackles
- Waived by the Patriots on Nov. 27 and claimed by the Dolphins on Nov. 28
- Tallied five special teams tackles in four games with the Dolphins

### 2013 (Miami 16/0):

- Played in all 16 games as a rookie for the Dolphins
- Finished with a team-high 11 special teams tackles
- Forced the first fumble of his career on special teams vs. Atlanta (9/22)

### COLLEGE:

- Played three seasons (2009; 2011-12) at Arkansas State University in Jonesboro, Ark.
- Began his Red Wolves career as a running back in 2009 before transferring to Mississippi Gulf Coast Community College and moving to safety in 2010
- Transferred back to Arkansas State in 2011 and started 23 games at safety over his final two seasons
- For his career, recorded 74 tackles, 5.5 tackles for loss and an interception
- Finished his junior season in 2011 with 54 tackles, three passes defensed, one interception, 1.0 sack and a blocked kick
- Majored in interdisciplinary studies

## 2016 STATISTICS

REGULAR SEASON				TACKLES					SACKS		INTERCEPTIONS					FUMBLES			
Date	Opp	GP	GS	Tot	Solo	Asst	QBH	TFL	Sk	Yds	Int	Yds	Lg	TD	PD	FF	FR	Yds	TD
<b>WITH CLEVELAND</b>																			
9/11	at PHI	1	0	0	0	0	0	0	0.0	0.0	0	0	0	0	0	0	0	0	0
9/18	BAL	1	0	0	0	0	0	0	0.0	0.0	0	0	0	0	0	0	0	0	0
9/25	at MIA	1	0	0	0	0	0	0	0.0	0.0	0	0	0	0	0	0	0	0	0
10/2	at WAS	1	0	0	0	0	0	0	0.0	0.0	0	0	0	0	0	0	0	0	0
Week 5				NOT ON ROSTER															
Week 6				NOT ON ROSTER															
<b>WITH HOUSTON</b>																			
10/24	at DEN	1	0	0	0	0	0	0	0.0	0.0	0	0	0	0	0	0	0	0	0
10/30	DET	1	0	0	0	0	0	0	0.0	0.0	0	0	0	0	0	0	0	0	0
11/13	at JAX	1	0	0	0	0	0	0	0.0	0.0	0	0	0	0	0	0	0	0	0
11/21	at OAK	1	0	0	0	0	0	0	0.0	0.0	0	0	0	0	0	0	0	0	0
11/27	SD	-	-	-	-	-	-	-	-	-	-	-	-	-	-	-	-	-	-
12/4	at GB	-	-	-	-	-	-	-	-	-	-	-	-	-	-	-	-	-	-
12/11	at IND	-	-	-	-	-	-	-	-	-	-	-	-	-	-	-	-	-	-
12/18	JAX	-	-	-	-	-	-	-	-	-	-	-	-	-	-	-	-	-	-
12/24	CIN	-	-	-	-	-	-	-	-	-	-	-	-	-	-	-	-	-	-
1/1/17	at TEN	-	-	-	-	-	-	-	-	-	-	-	-	-	-	-	-	-	-
<b>Totals</b>		<b>8</b>	<b>0</b>	<b>0</b>	<b>0</b>	<b>0</b>	<b>0</b>	<b>0</b>	<b>0.0</b>	<b>0.0</b>	<b>0</b>	<b>0</b>	<b>0</b>	<b>0</b>	<b>0</b>	<b>0</b>	<b>0</b>	<b>0</b>	<b>0</b>

### ADDITIONAL STATISTICS

Special Teams Tackles: 6

## CAREER STATISTICS

REGULAR SEASON				TACKLES					SACKS		INTERCEPTIONS					FUMBLES			
Year	Team	GP	GS	Tot	Solo	Asst	QBH	TFL	Sk	Yds	Int	Yds	Lg	TD	PD	FF	FR	Yds	TD
2013	MIA	16	0	0	0	0	0	0	0.0	0.0	0	0	0	0	0	1	0	0	0
2014	NE	9	0	0	0	0	0	0	0.0	0.0	0	0	0	0	0	0	0	0	0
2014	MIA	4	0	0	0	0	0	0	0.0	0.0	0	0	0	0	0	0	0	0	0
2015	NO	5	0	0	0	0	0	0	0.0	0.0	0	0	0	0	0	0	0	0	0
2015	CLE	9	0	0	0	0	0	0	0.0	0.0	0	0	0	0	0	0	0	0	0
2016	CLE	4	0	0	0	0	0	0	0.0	0.0	0	0	0	0	0	0	0	0	0
2016	HOU	4	0	0	0	0	0	0	0.0	0.0	0	0	0	0	0	0	0	0	0
<b>Totals</b>		<b>51</b>	<b>0</b>	<b>0</b>	<b>0</b>	<b>0</b>	<b>0</b>	<b>0</b>	<b>0.0</b>	<b>0.0</b>	<b>0</b>	<b>0</b>	<b>0</b>	<b>0</b>	<b>0</b>	<b>1</b>	<b>0</b>	<b>0</b>	<b>0</b>

### ADDITIONAL STATISTICS

Special Teams Tackles (34): 2013 - 11; 2014 - 11; 2015 - 6; 2016 - 6

### PERSONAL:

- Attended Hazelwood High School in Town Creek, Ala., where he played both running back and defensive back
- Rushed for 1,853 yards and 22 touchdowns as a senior
- Won the state track and field championship in the 100-, 200- and 400-meter events
- Works frequently with the foundation Gearing Towards Greatness to put on events in his hometown community of Town Creek, Ala.
- Completed an internship at the Cleveland Municipal Court in the summer of 2016
- Given name is Don Jones II
- Born in Tusculumbia, Ala.
- Has a daughter, Lia
- Sister, Amber, played basketball at UAB and professionally overseas in Romania





## JOHNATHAN JOSEPH

CORNERBACK | 5-11 | 185 | SOUTH CAROLINA

Hometown: Rock Hill, S.C. | 11th NFL Season | 6th with Texans | Age: 32  
 Acquired: UFA-'11 (CIN) | 2016 GP/GS: 10/9 | Career GP/GS (Playoffs): 153/143 (6/6)  
 Teams: Cincinnati 2006-10; Houston 2011-16

# 24

### TRANSACTIONS:

Selected by the Cincinnati Bengals with the 24th pick in the first round (24th overall) of the 2006 NFL Draft...Signed by the Houston Texans on July 29, 2011...Re-signed with the Texans on June 18, 2015.

### HONORS:

- Associated Press Second-Team All-Pro (2011)
- Two-time Pro Bowl selection (2012, 2013)
- Pro Football Weekly/PFWA All-NFL, All-AFC Team (2011)
- Sl.com (Peter King) All-Pro Team (2011)

### CAREER:

- The all-time leader in Texans history with 81 passes defended
- Owns 26 career interceptions, six forced fumbles and six fumble recoveries
- Has recorded 12 interceptions since signing with the Texans, tied for the second-most in franchise history
- Passed CB Dunta Robinson (63) in 2015 for the most career passes defended in franchise history
- Since he entered the NFL in 2006, ranks first among active players with 156 passes defended
- Scored six career touchdown returns (five interceptions and one fumble recovery)
- Led the Texans and set a single-season career-high with 22 passes defended in 2015, topping his previous best of 20 in 2006 and 2009 with Cincinnati

### 2016 (Houston 10/9):

- Notched four solo tackles and a pass defended in the season opener vs. Chicago (9/11)
- Finished with five tackles (four solo) and tied for the team lead with two passes defended vs. Kansas City (9/18)
- Recorded three tackles (two solo) and a pass defended at New England (9/22)
- Matched a season high with five tackles, all solo, and added a pass defended vs. Tennessee (10/2) in Week 4
- Tallied four tackles (three solo) before departing with an injury at Minnesota (10/9)
- Tied for the team lead with seven total tackles, all solo, and recorded a pass defended at Jacksonville (11/13) in Week 10

### 2015 (Houston 16/16, 1/1):

- Started all 16 games for the second straight year and totaled 58 tackles (48 solo), a career-high 22 passes defended, one interception, one forced fumble, one fumble recovery and one tackle for loss
- Made four solo tackles and had a pass defended vs. Kansas City (9/13)
- Recorded five tackles (four solo) at Carolina (9/20)
- Tied a single-game career-high with five passes defended vs. Tampa Bay (9/27), matching his highest total since Nov. 8, 2009 against Baltimore. Also had three tackles, including two solo stops
- Finished third on the team with six tackles (four solo) and had one pass defended at Jacksonville (10/18)
- Recovered his first fumble of the season and sixth of his career in the third quarter at Miami

## 2016 STATISTICS

REGULAR SEASON				TACKLES					SACKS		INTERCEPTIONS					FUMBLES			
Date	Opp	GP	GS	Tot	Solo	Asst	QBH	TFL	Sk	Yds	Int	Yds	Lg	TD	PD	FF	FR	Yds	TD
9/11	CHI	1	1	4	4	0	0	0	0.0	0.0	0	0	0	0	1	0	0	0	0
9/18	KC	1	1	5	4	1	0	0	0.0	0.0	0	0	0	0	2	0	0	0	0
9/22	at NE	1	1	3	2	1	0	0	0.0	0.0	0	0	0	0	1	0	0	0	0
10/2	TEN	1	1	5	5	0	0	0	0.0	0.0	0	0	0	0	1	0	0	0	0
10/9	at MIN	1	1	4	3	1	0	0	0.0	0.0	0	0	0	0	0	0	0	0	0
10/16	IND	1	1	3	1	2	0	0	0.0	0.0	0	0	0	0	0	0	0	0	0
10/24	at DEN	1	0	1	1	0	0	0	0.0	0.0	0	0	0	0	0	0	0	0	0
10/30	DET	1	1	2	2	0	0	0	0.0	0.0	0	0	0	0	0	0	0	0	0
11/13	at JAX	1	1	7	7	0	0	0	0.0	0.0	0	0	0	0	1	0	0	0	0
11/21	at OAK	1	1	3	1	2	0	0	0.0	0.0	0	0	0	0	1	0	0	0	0
11/27	SD	-	-	-	-	-	-	-	-	-	-	-	-	-	-	-	-	-	-
12/4	at GB	-	-	-	-	-	-	-	-	-	-	-	-	-	-	-	-	-	-
12/11	at IND	-	-	-	-	-	-	-	-	-	-	-	-	-	-	-	-	-	-
12/18	JAX	-	-	-	-	-	-	-	-	-	-	-	-	-	-	-	-	-	-
12/24	CIN	-	-	-	-	-	-	-	-	-	-	-	-	-	-	-	-	-	-
1/1/17	at TEN	-	-	-	-	-	-	-	-	-	-	-	-	-	-	-	-	-	-
<b>Totals</b>		<b>10</b>	<b>9</b>	<b>37</b>	<b>30</b>	<b>7</b>	<b>0</b>	<b>0</b>	<b>0.0</b>	<b>0.0</b>	<b>0</b>	<b>0</b>	<b>0</b>	<b>0</b>	<b>7</b>	<b>1</b>	<b>0</b>	<b>0</b>	<b>0</b>

## CAREER STATISTICS

REGULAR SEASON				TACKLES					SACKS		INTERCEPTIONS					FUMBLES			
Year	Team	GP	GS	Tot	Solo	Asst	QBH	TFL	Sk	Yds	Int	Yds	Lg	TD	PD	FF	FR	Yds	TD
2006	CIN	16	9	57	45	12	1	0	0.0	0.0	0	0	0	0	20	0	1	0	0
2007	CIN	15	14	58	45	13	0	0	0.0	0.0	4	76	42t	1	15	0	0	0	0
2008	CIN	8	7	42	31	11	0	1	0.0	0.0	1	22	22	0	13	1	1	65	1
2009	CIN	16	16	69	58	11	0	2	0.0	0.0	6	92	32	1	20	1	1	0	0
2010	CIN	12	12	42	37	5	0	2	0.0	0.0	3	38	21t	1	8	0	0	0	0
2011	HOU	15	15	44	40	4	0	2	0.0	0.0	4	40	29	0	15	1	0	0	0
2012	HOU	14	14	57	52	5	0	0	0.0	0.0	2	88	52t	1	10	0	0	0	0
2013	HOU	15	15	47	44	3	1	1	0.0	0.0	3	64	32	0	16	0	0	0	0
2014	HOU	16	16	75	70	5	0	1	0.0	0.0	2	85	60t	1	11	2	2	73	0
2015	HOU	16	16	58	48	10	0	1	0.0	0.0	1	2	2	0	22	1	1	0	0
2016	HOU	10	9	37	30	7	0	0	0.0	0.0	0	0	0	0	7	1	0	0	0
<b>Totals</b>		<b>153</b>	<b>143</b>	<b>586</b>	<b>500</b>	<b>86</b>	<b>2</b>	<b>10</b>	<b>0.0</b>	<b>0.0</b>	<b>26</b>	<b>507</b>	<b>60t</b>	<b>5</b>	<b>157</b>	<b>7</b>	<b>5</b>	<b>138</b>	<b>1</b>

### POSTSEASON

Year	Team	GP	GS	Tot	Solo	Asst	QBH	TFL	Sk	Yds	Int	Yds	Lg	TD	PD	FF	FR	Yds	TD
2009	CIN	1	1	5	3	2	0	0	0.0	0.0	0	0	0	0	0	0	0	0	0
2011	HOU	2	2	8	8	0	0	1	0.0	0.0	1	-1	0	0	5	0	0	0	0
2012	HOU	2	2	10	8	2	0	0	0.0	0.0	1	14	14	0	2	0	0	0	0
2015	HOU	1	1	2	1	1	0	0	0.0	0.0	0	0	0	0	0	0	0	0	0
<b>Totals</b>		<b>6</b>	<b>6</b>	<b>25</b>	<b>20</b>	<b>5</b>	<b>0</b>	<b>1</b>	<b>0.0</b>	<b>0.0</b>	<b>2</b>	<b>13</b>	<b>14</b>	<b>0</b>	<b>7</b>	<b>0</b>	<b>0</b>	<b>0</b>	<b>0</b>

### ADDITIONAL STATISTICS

Touchdowns (6): vs. NYJ, 10/21/07 (42-yard INT return); at BAL, 9/7/08 (65-yard fumble return); vs. PIT, 9/27/09 (31-yard INT return); vs. BUF, 11/21/10 (21-yard INT return); vs. BAL, 10/21/12 (52-yard INT return); vs. CIN, 11/23/14 (60-yard INT return)  
 Special Teams Tackles (5): 2007 - 4; 2009 - 1

### CAREER GAME HIGHS

Tackles: 15 vs. JAX, 11/2/08 | QBH: 1, 2x – last: at KC, 10/20/13 | TFL: 1, 10x – last: vs. NO, 11/29/15 | INT: 2 vs. BUF, 11/21/10  
 PD: 5, 2x – last: vs. TB, 9/27/15 | FF: 2 at OAK, 9/14/14 | FR: 1, 6x – last: at MIA, 10/25/15

(10/25). Also contributed four solo tackles

- Tied for fourth on the team with six tackles (five solo) and led the Texans with two passes defended vs. Tennessee (11/1)
- Had four solo tackles, two passes defended and one interception at Cincinnati (11/16). Including postseason, intercepted a pass in each of his last four games against the Bengals. Passed DB Marcus Coleman and DB Aaron Glenn (11) for sole possession of the second-most career interceptions in team history
- Led the team with seven tackles (five solo), including one for loss, and one pass defended vs. New Orleans (11/29). It marked the first time of the season that Joseph led the team in tackles. Recorded his fourth straight game with at least one pass defended

## JOHNATHAN JOSEPH

- Forced a fumble on Colts WR Griff Whalen in the fourth quarter at Indianapolis (12/20), which was recovered by CB Kareem Jackson. The Texans scored a field goal on the next drive and increased their lead to 16-10. It marked his first forced fumble of the season and sixth of his career. Also added two solo tackles in the game
- Led the team with four passes defended vs. Jacksonville (1/3/16), which tied his third-highest single-game total of his career and second-highest of the season
- Led the Texans and set a single-season career-high with 22 passes defended, topping his previous best of 20 in 2006 and 2009 with Cincinnati
- Finished with two tackles (one solo) vs. Kansas City (1/9/16) and passed LB Brooks Reed (19) for the fifth-most career tackles in Texans postseason history

### 2014 (Houston 16/16):

- Started all 16 games and finished with a career-best 75 tackles. Also had two interceptions, including a 60-yard interception return for touchdown, two forced fumbles, two fumble recoveries and 11 passes defended
- Led the team with 11 tackles (11 solo) in a Week 1 win vs. Washington (9/7)
- Forced a fumble and recovered a fumble and returned it 49 yards in Week 2 at Oakland (9/14). Finished with five tackles
- Made five tackles and recovered a fumble and returned it 24 yards at the N.Y. Giants (9/21) in Week 3
- Recorded five tackles and two passes defended against Buffalo (9/28) in Week 4
- Tied for the team high with nine tackles and registered a pass defended at Dallas (10/5)
- Made six solo tackles vs. Indianapolis (10/9) in Week 6
- Recorded a pair of solo tackles vs. Philadelphia (11/2) in Week 9 before leaving the game with an injury
- Registered a pair of tackles and two passes defended at Cleveland (11/16) in Week 11
- Recorded his fifth career interception return for touchdown and the longest of his career on a 60-yard return at the 7:30 mark of the third quarter vs. Cincinnati (11/23). Became the second player in franchise history to have two career interception return for touchdowns (DB Aaron Glenn, 2002-04). Also had three tackles and a pass defended
- Intercepted Titans QB Zach Mettenberger at the 6:57 mark of the first quarter and returned it 25 yards to the Titans 20 for his second interception of the season in Week 13. Moved into a tie for second place on the franchise's all-time interceptions list with 11. Recorded interceptions in back-to-back games for the first time since 2009 and for the fourth time in his career. Also had three tackles and a pass defended
- Had four tackles and a pass defended at Jacksonville (12/7) in Week 14 and vs. Baltimore (12/21) in Week 16
- Had four solo tackles and two passes defended vs. Jacksonville (12/28) in Week 17

### 2013 (Houston 15/15):

- Started all 15 games he played in and led the team with three interceptions and 16 passes defended to go along with 55 tackles
- Recorded one solo tackle and two passes defended at San Diego (9/9)
- Recorded seven solo tackles and one pass defended vs. Tennessee (9/15)
- Recorded three tackles (two solo), three passes defended and an interception, tying him for fifth-place all time in franchise history vs. Seattle (9/29)
- Added two more passes defended vs. Oakland (11/17)
- Totaled a season-high nine tackles (eight solo) and two passes defended vs. Jacksonville (11/24)
- Had three solo tackles and an interception returned 31 yards vs. New England (12/1)
- Tied a season high with nine tackles (nine solo) and returned an interception 32 yards at Indianapolis (12/15). The interception was the ninth in his career as a member of the Texans, the fourth-most in franchise history
- Recorded his 16th pass defended on the season before leaving the game with a foot injury vs. Denver (12/22)

### 2012 (Houston 14/14, 2/2):

- Finished the season with 66 tackles (59 solo) and two interceptions
- Made six tackles (four solo) and intercepted a pass and returned it 36 yards vs. Miami (9/9)
- Made six tackles (five solo) and led the defense with three passes broken up at Denver (9/23)
- Made four solo tackles and threw a key block that helped S Danieal Manning return an interception 55 yards for a score vs. Tennessee (9/30)
- Registered five solo tackles at the N.Y. Jets (10/8)
- Picked off Ravens QB Joe Flacco and returned it 52 yards vs. Baltimore (10/21) for his first touchdown as a Texan
- Collected seven tackles (six solo) at Chicago (11/11)
- Inactive at Detroit (11/22) and at Tennessee (12/2)
- Recorded nine tackles at New England (12/10)
- Registered five tackles and a pass defended vs. Minnesota (12/23)
- Intercepted his second career pass in postseason play when he picked off Bengals QB Andy Dalton and returned it 14 yards in the third quarter in the AFC Wild Card Playoff vs. Cincinnati (1/5/13)
- Had five tackles, including three solo tackles in AFC Divisional Playoff at New England (1/13/13)

### 2011 (Houston 15/15, 2/2):

- Finished with 44 tackles (40 solo) and tied for the team lead with four interceptions and a team-best 15 passes defended and two forced fumbles
- Started and made five tackles (four solo) and one tackle for loss in the season opener vs. Indianapolis (9/11)
- Intercepted Dolphins QB Chad Henne and returned it five yards to the 6-yard line setting up a second quarter touchdown at Miami (9/18)
- Recorded interceptions in consecutive games for the third time in his career when he picked off Drew Brees at New Orleans (9/25)
- Intercepted Ravens QB Joe Flacco in the second quarter and made seven tackles (five solo) at Baltimore (10/16)
- Was named the Defensive Player of the Game after forcing a fumble, making three solo tackles and breaking up two passes at Tennessee (10/23)
- Made four solo tackles and broke up a pass vs. Cleveland (11/6)
- Had two solo tackles and a hit on Buccaneers TE Kellen Winslow, which forced the ball out where it was intercepted by LB Brian Cushing at Tampa Bay (11/13)
- Intercepted Jaguars QB Blaine Gabbert in the second quarter and returned it 29 yards at Jacksonville (11/27)
- Inactive for the season finale vs. Tennessee (1/1/12)
- Recorded six solo tackles, including one for loss, while adding an interception and two passes defended in AFC Wild Card Playoffs vs. Cincinnati (1/7/12)
- Recorded two solo tackles and three passes defended in AFC Divisional Playoff at Baltimore (1/15/12)

### 2010 (Cincinnati 12/12):

- Started 12 games and made 53 tackles
- Ranked second on team in passes defended (11) and interceptions (three)
- Registered four tackles at Cleveland (10/3)
- Intercepted Buccaneers QB Josh Freeman in the second quarter and returned it 11 yards vs. Tampa Bay (10/11)
- Made five tackles and had a pass defended at Indianapolis (11/14), helping hold Colts QB Peyton Manning to a season-low 185 passing yards and no touchdowns
- Three tackles and two interceptions (one for a touchdown) vs. Buffalo (11/21), marking the first multi-interception game of his career

### 2009 (Cincinnati 16/16, 1/1):

- Intercepted Steelers QB Ben Roethlisberger pass and returned it 30 yards for a touchdown vs. Pittsburgh (9/27)
- Intercepted Browns QB Derek Anderson on the goal line and returned it 32 yards in the third quarter at Cleveland (10/3)
- Intercepted Ravens QB Joe Flacco at the goal line in the first quarter and returned it 21 yards at Baltimore (10/11)
- Had his first forced fumble of the year when he stripped Bears WR Devin Hester, with LB Dhani Jones recovering for Bengals vs. Chicago (10/25)
- Posted team season-high in passes defended (five) vs. Baltimore (11/8), including a third-quarter interception of Ravens QB Joe Flacco on a deep pass
- Had a team-high four passes defended, with five tackles and a forced fumble in a win at Pittsburgh (11/15)
- Had four tackles at Oakland (11/22), plus a diving interception of Raiders QB Bruce Gradkowski in the fourth quarter
- Picked off Chargers QB Philip Rivers at the Bengals 19-yard line in the second quarter and returned it seven yards at San Diego (12/20)
- Five tackles in AFC Wild Card Playoff vs. N.Y. Jets (1/9/10)

### 2008 (Cincinnati 8/7):

- Returned a fumble by Ravens RB Ray Rice 65 yards and produced only Bengals touchdown vs. Baltimore (9/7)
- Tied for team lead in tackles (personal season-high 12), led in solo tackles (10) and led in passes defended (three) vs. Jacksonville (11/2)
- Had his first interception of the year, ending Philadelphia's final scoring threat of the first half when he picked off Eagles QB Donovan McNabb and returned it 22 yards (11/26)

### 2007 (Cincinnati 15/14):

- Went 42 yards for a touchdown with his first pro interception (off Jets QB Chad Pennington), and the late fourth-quarter score provided eventual winning points vs. N.Y. Jets (10/21)
- Snagged his second interception vs. Tennessee (11/25), outfighting Titans TE Bo Scaife for a pass in the first quarter, with a four-yard return
- Intercepted a pass for the second straight game at Pittsburgh (12/2), picking off Steelers QB Ben Roethlisberger at the Steelers 24-yard line in the fourth quarter and returning it seven yards
- Helped thwart a comeback bid by picking off Browns QB Derek Anderson at the Bengals 5-yard line in the fourth quarter, with a 23-yard return vs. Cleveland (12/23)

### 2006 (Cincinnati 16/9):

- Blocked Saints K John Carney's PAT try after Saints' final touchdown in the fourth quarter, the first Bengals' blocked PAT since 1991 at New Orleans (11/16)
- Tied his season high with seven tackles and tied the team's season high with four passes defended vs. Baltimore (11/30)

## JOHNATHAN JOSEPH

- Recovered a fumble on the Raiders' first offensive play vs. Oakland (12/10)

### COLLEGE:

- Played two seasons (2004-05) at South Carolina after playing in 2003 at Coffeyville (Kan.) Community College
- Entered NFL Draft after his junior season at South Carolina
- Played only 14 games at South Carolina due to broken foot that limited him to two games in 2004, but still was able to establish himself among the elite cornerbacks in the SEC
- Played in 12 games with 11 starts in 2005, when he had four interceptions, including one returned for a touchdown

### PERSONAL:

- Attended Northwestern High School in Rock Hill, S.C., where he was all-state in football and all-region in track



## KENDALL LAMM

TACKLE | 6-6 | 310 | APPALACHIAN STATE

Hometown: Charlotte, N.C. | 2nd NFL Season | 2nd with Texans | Age: 24

Acquired: CFA-'15 | 2016 GP/GS: 9/3 | Career GP/GS (Playoffs): 24/7 (1/0)

Teams: Houston 2015-16

# 63

### TRANSACTIONS:

Signed by the Houston Texans as a college free agent on May 8, 2015.

### 2016 (Houston 9/3):

- Saw three snaps of action as a reserve offensive lineman in the season opener vs. Chicago (9/11)
- Played on special teams in Week 2 vs. Kansas City (9/18)
- Active but did not play in Week 3 at New England (9/22)
- Made his first start of the season and fifth of his career vs. Tennessee (10/2) in Week 4
- Played 17 snaps on offense and contributed on special teams at Minnesota (10/9) in Week 5
- Started as an extra tackle and contributed on special teams vs. Indianapolis (10/16) in Week 6 and at Denver (10/24) in Week 7
- Played as an extra tackle and contributed on special teams in Weeks 8-11

### 2015 (Houston 15/4, 1/0):

- Played in 15 games, making four starts, in his rookie season. Also saw action in the AFC Wild Card game vs. Kansas City (1/9/16)
- Made his NFL debut at Carolina (9/20) and played right tackle
- Played right tackle vs. Tampa Bay (9/27)
- Made his first career NFL start vs. Indianapolis (10/8)
- Notched his first career fumble recovery following a fumble by RB Arian Foster in the second quarter at Jacksonville (10/18)
- Recorded his first career reception for a gain of seven yards in the first quarter at Buffalo (12/6)

### COLLEGE:

- Played four seasons (2011-14) at Appalachian State University in Boone, N.C. after redshirting the 2010 campaign
- First-team All-Sun Belt Conference honoree in 2014
- Started all 12 games at left tackle in 2014, protecting the blind side
- Recorded 46 knockdowns and allowed only two sacks over a team-high 817 snaps in 2014
- Clear-cut leader of an offensive line that allowed only 11 sacks all season and rushed for 241.8 yards per game in 2014
- Named first-team All-Southern Conference by the league's coaches and second-team by the media in 2013 after starting all 12 games at left tackle
- Compiled 28 knockdowns and was charged with allowing only one sack all season in 2013
- Started 11-of-12 games at left tackle in 2012 and was not charged with surrendering a sack nor did he commit a penalty
- Ranked third among Appalachian State's offensive linemen with 672 total plays on the campaign in 2012
- Started the first seven games of the season at left tackle as a redshirt freshman in 2011
- Redshirted in 2010

### PERSONAL:

- Played at David W. Butler High School in Matthews, N.C. for Head Coach Mike Newsome
- First-team all-state honoree as a senior
- Earned all-conference recognition three times and All-Charlotte Observer honors twice
- Helped lead Butler to a 15-0 record, the school's first state championship and a No. 2 national ranking according to PrepNation.com in 2009
- Anchored an offensive line that paved the way for the Bulldogs to average 48.4 points per game as a senior
- Butler was 49-8 during his prep career
- Full name is Kendall Allen Lamm
- Born June 5, 1992
- Son of Candace Lamm
- Graduated from Appalachian State in December 2014 with a bachelor's degree in communication-public relations
- Was a member of Appalachian State athletics' academic honor roll

### CAREER STATISTICS

#### REGULAR SEASON GAMES PLAYED/STARTED (PLAYOFFS):

2015 Houston: 15/4 (1/0)

2016 Houston: 9/3

TOTAL: 24/7 (1/0)



## SHANE LECHLER

PUNTER | 6-2 | 230 | TEXAS A&M

Hometown: East Bernard, Texas | 17th NFL Season | 4th with Texans | Age: 40  
 Acquired: UFA-'13 (OAK) | 2016 GP/GS: 10/0 | Career GP/GS (Playoffs): 264/0 (8/0)  
 Teams: Oakland 2000-12; Houston 2013-16

# 9

### TRANSACTIONS:

Selected by the Oakland Raiders with the 13th pick in the fifth round (142nd overall) of the 2000 NFL Draft...Re-signed with the Raiders on Feb. 19, 2009...Signed by the Houston Texans on March 23, 2013...Re-signed with the Texans on March 10, 2016.

### HONORS:

- Six-time Associated Press First-Team All-Pro (2000, 2003-04, 2008-10)
- Seven-time Pro Bowl selection (2001, 2004, 2007-11)
- Four-time AFC Special Teams Player of the Week (2000 - Week 12, 2000 - Week 15, 2004 - Week 2, 2016 - Week 8)
- Three-time Associated Press Second-Team All-Pro (2001, 2007, 2011)
- USA Football All-Fundamental Team (2011)
- PFW/PFWA Golden Toe Award (2009)

### CAREER:

- Owns the best gross punting average in NFL history at 47.5
- Has played in 232 consecutive games, the longest active streak in the NFL
- Ranks second all-time in yards punting (62,882), third in punts inside the 20 (423), fourth in punts (1,324) and 19th in net average (38.9)
- Passed Lomas Brown, Jason Elam and Jan Stenerud (263) for the 24th-most career games played in NFL history
- Passed Nick Lowery (260) for the 28th-most career games played in NFL history
- Passed Tim Brown, Irving Fryar and Earl Morrall (255) and David Binn and London Fletcher (256) for the 31st-most career games played in NFL history
- Passed Charles Woodson (254) and tied Tim Brown, Irving Fryar and Earl Morrall (255) for the 33rd-most career games played in NFL history
- Passed OT Mike Kenn (251) for the 36th-most career games played in NFL history
- Fastest player in NFL history to reach 50,000 yards punting (1,051 punts) and is just one of six players with 50,000-plus yards punting
- Passed P Sean Landeta (49,735) for the second-most career net punting yards in the NFL since 1976
- Passed P Sean Landeta (60,706) for the second-most career punting yards in the NFL since 1939
- Became the third player in NFL history to reach 60,000 career punting yards
- Seven-time Pro Bowler (2001, 2004, 2007-11)
- Six-time All-Pro (2000, 2003-04, 2008-10)
- Led the NFL in gross average four times (2003-04, 2007, 2009)
- Led the NFL in net average four times (2000, 2007-09)
- Played in 206 games for Oakland from 2000-12, punting 1,014 times for 48,215 yards with 322 punts inside opponents' 20-yard line
- Holds the top five single-season punting averages in Oakland history, including a career-best 51.1 in 2009, and two of the top four single-season punting averages in NFL history: 51.1 (2009, second) and 50.8 (2011, fourth)
- Tied for sixth in Raiders' history with 206 games played
- Set an Oakland franchise record with an 80-yard punt against Chicago (11/27/11)
- Had at least one punt of 50 yards or more in 33 consecutive games from 2003-05, the longest such streak by any player since the AFL/NFL merger in 1970
- Has allowed only three touchdowns on punts in lifetime, at any level, two came in consecutive weeks late in 2007 season and one occurred on Sept. 22, 2013
- Has experienced just five blocked punts, and only two since 2006
- Reached 400 career punts pinned inside the 20 and passed P Craig Hentrich (399) for the third-most such punts in the NFL since 1976
- Set NCAA record for career punting average (44.7) at Texas A&M

### 2016 (Houston 10/0):

- Ranks sixth in the NFL in gross punting average at 48.5
- Punted five times for 243 yards, averaging 48.6 gross yards and 40.6 net yards per punt, and pinned one inside the 20-yard line. Posted a long punt of 60 yards vs. Chicago (9/11)
- Punted five times for 249 yards, averaging 49.8 gross yards and 37.2 net yards per punt with a long of 62 yards. Also pinned one punt inside the 20-yard line vs. Kansas City (9/18)
- Punted six times for 294 yards, averaging 49.0 gross yards and 40.2 net yards per punt, while pinning a season-high four punts inside the 20-yard line at New England (9/22)
- Punted five times for 257 yards, averaging 51.4 gross yards per punt, and pinned two punts inside the 20-yard line at Minnesota (10/9) in Week 5
- Named AFC Special Teams Player of the Week for his performance vs. Detroit (10/30) in Week 8 in which he punted four times for 203 yards, averaging 50.8 gross yards and a season-high 49.5 net yards per punt, while pinning three inside the 20-yard line

- Notched a season-best 52.0 gross punting average with three punts for 156 yards at Oakland (11/21) in Week 11

### 2015 (Houston 16/0, 1/0):

- Punted seven times for 329 yards (47.0 avg., 32.6 net) and pinned one inside the 20-yard line with a long of 57 vs. Kansas City (9/13)
- Punted eight times for 388 yards (48.5 avg., 43.0 net), including a long of 60 yards, and three pinned inside the 20-yard line at Carolina (9/20)
- His punt total tied for the 11th-most by a Texans player in team history and his yardage total also ranked 11th (9/20)
- Punted six times for 266 yards (44.3 avg., 33.0 net), including a long of 54 yards, and pinned three inside the 20-yard line vs. Tampa Bay (9/27)
- Pinned three punts inside the 20-yard line for two straight games (9/27)
- Punted four times for 194 yards (48.5 avg., 41.3 avg.), including a long of 60 yards, and pinned one inside the 20-yard line at Atlanta (10/4)
- Had a streak of eight games pinning at least one punt inside the 20-yard line, dating back to 2014, vs. Atlanta (10/4)
- Punted eight times for 123 yards (41.0 avg., 35.7 net), including a long of 55 yards, vs. Indianapolis (10/8)
- Pinned one punt inside the 20-yard line at Jacksonville (10/18)
- Punted eight times for 384 yards (48.0 avg., 45.6 net), including a long of 55 yards, and pinned two inside the 20-yard line, at Miami (10/25)
- Punted eight times for 407 yards (50.9 avg., 40.5 net), including a long of 60 yards, and pinned two inside the 20-yard line vs. Tennessee (11/1). His gross average is a season-high
- Passed P Lee Johnson (1,226) for the fourth-most career punts in NFL history
- Punted eight times for 374 yards (46.8 avg., 38.9 net), pinning three inside the 20-yard line at Cincinnati (11/16)
- Notched a 64-yard punt in the first quarter, a season-long for the Texans (11/16)
- Punted eight times for 417 yards (52.1 avg., 42.3 net), including a long of 63 yards, and pinned one inside the 20-yard line vs. N.Y. Jets (11/22)
- Reached 400 career punts pinned inside the 20 and passed P Craig Hentrich (399) for the third-most such punts in the NFL since 1976
- Punted four times for 189 yards (47.3 avg., 29.3 net), including a long of 51 yards, vs. New Orleans (11/29)
- Punted seven times for 285 yards (40.7 avg., 38.4 net), including a long of 57 yards, and pinned four inside the 20-yard line, at Buffalo (12/6)
- Punted seven times for 317 yards (45.3 avg., 38.7 net), including a long of 58 yards, and pinned one inside the 20-yard line vs. New England (12/13)
- Became the third player in NFL history to reach 60,000 career punting yards
- Punted four times for 201 yards (50.3 avg., 33.5 net), including a long of 59 yards, and pinned one inside the 20-yard line at Indianapolis (12/20)
- Passed OT Mike Kenn (251) for the 36th-most career games played in NFL history
- Punted six times for 314 yards (52.3 avg., 47.0 net), including a long of 56 yards, and pinned one inside the 20-yard line at Tennessee (12/27)
- Passed P Sean Landeta (49,735) for the second-most career net punting yards in the NFL since 1976
- Passed P Sean Landeta (60,706) for the second-most career punting yards in the NFL since 1939
- Punted four times for 190 yards (47.5 avg., 35.0 net), including a long of 52 yards, vs. Jacksonville (1/3/16)
- Finished the regular season with 95 punts for 4,497 yards (47.3 avg., 38.8 net), pinning 24 punts inside the 20-yard line
- Extended his streak of consecutive regular season games played to 222, which leads all active NFL players
- Punted five times for 228 yards (45.6 avg., 38.8 net), including a long of 53 yards, and pinned one inside the 20-yard line vs. Kansas City (1/9/16) in the AFC Wild Card game
- His punt total is tied for the most in a postseason game in Texans history while his yardage total ranks as the second-most in a postseason game in team history

### 2014 (Houston 16/0):

- Finished the season with 83 punts for 3,845 yards (46.3 avg.) and landed 27 punts inside the 20. Owns league's longest active games played streak at 206 games
- Passed P Brad Maynard (56,021) in Week 17 vs. Jacksonville for third all-time in punting yards. Lechler has 56,249 yards punting in his career
- Passed P Sean Landeta (381) in Week 17 vs. Jacksonville for fourth all-time for punts inside the 20. Lechler has 383 punts inside the 20
- Punted six times for 306 yards (51.0 avg.) with a long of 60 yards in Week 1 vs. Washington

## SHANE LECHLER

(9/7)

- Punted two times for 100 yards (50.0 avg.) with a long of 65 in Week 2 at Oakland (9/14)
- Punted four times for 205 yards (51.3 avg.) with a long of 64 in Week 3 against the N.Y. Giants (9/21). Also had a punt blocked for the first time since 2006 and converted a fake punt with a 10-yard completion to RB Alfred Blue in the first quarter
- Punted six times for 250 yards (41.7 avg.) with three punts inside 20-yards vs. Buffalo (9/28) in Week 4
- Averaged 46.6 yards on six punts, including a 60-yarder in the first quarter at Dallas (10/5) in Week 5
- Set a franchise record with a 71-yard punt in the third quarter vs. Indianapolis (10/9). Averaged 54.5 yards on four punts, which is the second-highest for a single game (minimum of four punts) in franchise history
- Dropped a season-high four punts inside the 20-yard line at Tennessee (10/26) in Week 8. Averaged 44.8 yards on six punts
- Played in his 200th consecutive game, the longest active streak in the NFL at Cleveland (11/16) in Week 11. Averaged 39.4 yards on five punts
- Punted seven times for 299 yards (42.7 avg.) and landed three punts inside the 20. Passed P Matt Turk (373) for fifth all-time for punts inside the 20-yard line
- Punted eight times for 361 yards (45.1 avg.) and landed three punts inside the 20 vs. Baltimore (12/21) in Week 16
- Punted six times for 278 yards (46.3 avg.) and landed four punts inside the 20 vs. Jacksonville (12/28) in Week 17

### 2013 (Houston 16/0):

- Finished the season with a franchise-record 47.6 gross punting average and a career-best 34 inside the 20
- Made his Texans debut and had three punts for 135 yards (45.0 avg.), including three inside the 20-yard line at San Diego (9/9)
- Had seven punts for 338 yards (48.3 avg.), including tying a career-high five inside the 20-yard line vs. Tennessee (9/15)
- Had five punts for 252 yards (50.4 avg.), including three inside the 20-yard line at Baltimore (9/22)
- Had five punts for 249 yards (49.8 avg.) at Kansas City (10/20)
- Had seven punts for 412 yards (58.9 avg.), good for the seventh-highest single-game average in NFL history and highest single-game average in franchise history at Arizona (11/10). Also, booted a season-long 65-yarder in the game
- Moved into fifth place on the all-time yards punting list in the game vs. Oakland (11/17)
- Moved into fourth place on the all-time yards punting list in the game vs. Denver (12/22)
- Recorded three punts inside the 20-yard line to set a career high of 34 in a season at Tennessee (12/29)

### 2012 (Oakland 16/0):

- Averaged 47.2 gross yards and 39.0 net yards on 81 punts, including 21 inside the 20
- Averaged 54.7 yards (45.6 net) on nine punts in Weeks 9-10, with two inside the 20 and no touchbacks. For just the second time in his distinguished career, averaged at least 54.5 gross yards in consecutive games, and the first instance (Dec. 24, 2011, to Jan. 1, 2012) included a game in which he punted just once
- Opened training camp on the Active/Non-Football Injury List
- Began punting again Aug. 18, after passing his physical
- Voted a 2012 captain by his teammates Sept. 3
- Saw Chargers deflect his first blocked punt in six years (9/10)
- Despite a deflection of his second-quarter punt, which traveled only two yards, still averaged 49.4 gross and 43.4 net, on his seven total punts against Denver (9/30)
- Calmly made one of the most important plays of a 26-23 overtime win against Jacksonville (10/21), securing a slightly offline snap in time to place the ball for Sebastian Janikowski's game-tying extra point with less than three minutes left in the fourth quarter
- Threw his fourth career pass, a completion to Taiwan Jones on a second-quarter fake punt vs. Tampa Bay (11/4)
- Turned in one of the finest days of an impressive career, averaging 54.8 (gross) and 47.6 (net), including a 60-yarder, and a 53-yarder downed at the 2 early in the second quarter at Baltimore (11/11)
- Averaged 42.0 net yards on six punts, and posted a season high by pinning an opponent

## 2016 STATISTICS

### REGULAR SEASON

Date	Opp	GP	No	Yds	Avg	PUNTING				
						NetAvg	Lg	TB	In20	Blk
9/11	CHI	1	5	243	48.6	40.6	60	0	1	0
9/18	KC	1	5	249	49.8	37.2	62	0	1	0
9/22	at NE	1	6	294	49.0	40.2	57	1	4	0
10/2	TEN	1	3	150	50.0	41.0	58	0	1	0
10/9	at MIN	1	5	257	51.4	31.4	57	0	2	0
10/16	IND	1	5	202	40.4	37.8	52	0	2	0
10/24	at DEN	1	5	242	48.4	41.8	62	0	1	0
10/30	DET	1	4	203	50.8	49.5	59	0	3	0
11/13	at JAX	1	3	138	46.0	42.3	51	0	1	0
11/21	at OAK	1	3	156	52.0	36.3	60	1	0	0
11/27	SD	-	-	-	-	-	-	-	-	-
12/4	at GB	-	-	-	-	-	-	-	-	-
12/11	at IND	-	-	-	-	-	-	-	-	-
12/18	JAX	-	-	-	-	-	-	-	-	-
12/24	CIN	-	-	-	-	-	-	-	-	-
1/1/17	at TEN	-	-	-	-	-	-	-	-	-
<b>Totals</b>		<b>10</b>	<b>44</b>	<b>2,134</b>	<b>48.5</b>	<b>39.6</b>	<b>62</b>	<b>2</b>	<b>16</b>	<b>0</b>

### ADDITIONAL STATISTICS

Special Teams Tackles: 1

## CAREER STATISTICS

### REGULAR SEASON

Date	Team	GP	No	Yds	Avg	PUNTING				
						NetAvg	Lg	TB	In20	Blk
2000	OAK	16	65	2,984	45.9	41.6	69	10	24	1
2001	OAK	16	73	3,375	46.2	39.4	65	12	23	1
2002	OAK	14	53	2,251	42.5	37.3	70	12	18	0
2003	OAK	16	96	4,503	46.9	39.9	73	13	27	0
2004	OAK	16	73	3,409	46.7	41.0	67	14	22	0
2005	OAK	16	82	3,744	45.7	40.0	64	9	26	0
2006	OAK	16	77	3,660	47.5	41.9	67	19	19	1
2007	OAK	16	73	3,585	49.1	43.0	70	7	25	0
2008	OAK	16	90	4,391	48.8	44.1	70	13	33	0
2009	OAK	16	96	4,909	51.1	43.9	70	12	30	0
2010	OAK	16	77	3,618	47.0	40.8	68	4	27	0
2011	OAK	16	78	3,960	50.8	40.9	80	9	27	0
2012	OAK	16	81	3,826	47.2	39.0	68	9	21	1
2013	HOU	16	88	4,189	47.6	40.0	65	7	34	0
2014	HOU	16	83	3,845	46.3	38.7	71	10	27	1
2015	HOU	16	95	4,497	47.3	38.8	64	10	24	0
2016	HOU	10	44	2,134	48.5	39.6	62	2	16	0
<b>Totals</b>		<b>264</b>	<b>1,324</b>	<b>62,882</b>	<b>47.5</b>	<b>38.9</b>	<b>80</b>	<b>172</b>	<b>423</b>	<b>5</b>

### POSTSEASON

Date	Team	GP	No	Yds	Avg	NetAvg	Lg	TB	In20	Blk
2000	OAK	2	12	549	45.8	34.6	64	0	5	0
2001	OAK	2	11	441	40.1	28.4	51	4	1	0
2002	OAK	3	11	423	38.5	35.2	53	0	5	0
2015	HOU	1	5	228	45.6	38.8	53	0	1	0
<b>Totals</b>		<b>8</b>	<b>39</b>	<b>1,641</b>	<b>42.1</b>	<b>33.5</b>	<b>64</b>	<b>4</b>	<b>12</b>	<b>0</b>

### ADDITIONAL STATISTICS

PATs Made-Attempted (7-7): All 7 vs. KC, 11/5/00 | FGs Made-Attempted (0-1): vs. KC, 11/5/00 (33 yards)  
 Kickoffs-Touchbacks (17-1): 2000 - 9-1; 2005 - 3-0; 2006 - 1-0; 2007 - 1-0; 2008 - 1-0; 2009 - 1-0; 2013 - 1-0  
 Special Teams Tackles (18): 2001 - 2; 2002 - 3; 2003 - 2; 2006 - 2; 2007 - 1; 2008 - 1; 2010 - 1; 2011 - 1; 2012 - 1; 2013 - 2; 2016 - 1  
 Passing (3-5-49-0): 2011 - 1-3-35-0, 35-yard TD pass to Kevin Boss vs. CLE, 10/16/11; 2012 - 1-1-4-0; 2014 - 1-1-10-0  
 Rushing (6-0): 2001 - 1-2; 2005 - 1-2; 2007 - 1-(-4); 2008 - 1-0; 2012 - 2-0

### CAREER GAME HIGHS

Punts: 11, 2x – last: vs. KC, 11/15/09 | Punt Yards: 556 vs. CAR, 11/9/08 (11 punts)  
 Average (min. 3 punts): 59.0 at DEN, 12/24/05 (5 punts) | Net Average (min. 3 punts): 52.2 vs. NYJ, 10/25/09 (5 punts)  
 Long Punt: 80 vs. CHI, 11/27/11 | Punts Inside 20: 5, 4x – last: vs. TEN, 9/15/13

inside its own 20 three times at Cincinnati (11/25)

- Posted the 1,000th punt of his career vs. Kansas City (12/16)
- Averaged a stellar 43.8 yards on five punts and placed four inside the opponents' 20 for the 14th time in his career against Carolina (12/23); posted a 41.0 net average

### 2011 (Oakland 16/0):

- Named to AFC Pro Bowl squad for fifth straight season
- Punted 78 times for 3,960 yards and ranked second in the NFL in gross average (50.8) and

## SHANE LECHLER

fifth in the NFL in net average (40.9). His gross average ranks as the fourth-highest in NFL history

- Attempted the first three passes of career, including first career touchdown, on a fake field goal in Week 6 vs. Cleveland
- Placed 27 punts inside the 20-yard line
- Tied a then-franchise record with a 77-yard punt and averaged a season-high 58.2 yards per attempt at Denver (9/12)
- Completed first career pass, connecting with TE Kevin Boss for a 35-yard touchdown on a fake FG in 24-17 win vs. Cleveland (10/16)
- Broke own franchise record with an 80-yard punt vs. Chicago (11/27). Limited Bears WR Devin Hester to two returns for 7 yards and pinned Bears inside 20 on three occasions in 25-20 win
- Had a 71-yard punt at Green Bay (12/11)
- Had a 76-yard punt that ranked as the fourth-longest in Oakland franchise history at Kansas City (12/24)

### 2010 (Oakland 16/0):

- Named to fourth straight Pro Bowl and tabbed for first-team All-Pro honors by Associated Press
- Punted 77 times for 3,618 yards and ranked second in the NFL in both gross (47.9) and net (40.8) average
- Placed 27 punts inside the 20
- Averaged a season-high 54.8 yards per punt, including a season-long 68-yarder at Tennessee (9/12)
- Placed a season-high four punts inside the 20 vs. Houston (10/3)

### 2009 (Oakland 16/0):

- Named to third straight Pro Bowl after leading NFL in gross (51.1) and net (43.9) average
- Recipient of the PFW/PFWA Golden Toe Award, presented to the NFL's top punter or kicker
- Tied a career high with 96 punts, for a career-best 4,909 yards
- Placed 30 punts spotted inside the 20-yard line and registered a punt of 50-or-more yards in all 16 games
- Posted 12 punts of 60-or-more yards
- Had a season-long 70-yard punt at Kansas City (9/20)
- Tied career highs with 11 punts and five inside the 20 vs. Kansas City (11/15)
- Set a season high with a 54.8 gross average, with a long of 69 at Dallas (11/26)

### 2008 (Oakland 16/0):

- Named to his fourth Pro Bowl after leading the NFL in net average (41.2) and ranking second in gross average (48.8)
- Punted 90 times for 4,391 yards and had a career-high 33 punts inside the 20
- Registered a punt of 50 or more yards in all 16 games and posted 14 punts of 60-or-more yards
- Registered a season-long 70-yard punt vs. San Diego (9/28)
- Tied a career high with five punts inside the 20 vs. N.Y. Jets (10/19)
- Set career highs with 11 punts and 556 yards vs. Carolina (11/9), eclipsing his previous best of 10, as a rookie
- Registered a season-best 58.7 gross average at Denver (11/23)

### 2007 (Oakland 16/0):

- Earned his third Pro Bowl selection after leading the NFL in both gross (49.1) and net (41.1) average
- Registered a punt of 49 yards or more in all 16 games and had just seven touchbacks, the fewest in his career
- Punted 52 yards to pin Detroit at its 1-yard line in first quarter (9/9)
- Twice pinned the Broncos inside their 10-yard line, one of which led to a Raiders sack in the end zone for a safety at Denver (9/16)
- Had a 69-yard punt in the first quarter and downed the Browns inside their 10 with just over a minute remaining in 26-24 win vs. Cleveland (9/23)
- Punted nine times and helped limit Bears WR Devin Hester to just 2.3 yards per return, while making one special-teams tackle vs. Chicago (11/11)
- For first time in life at any level, allowed a touchdown return, when Packers DB Will Blackmon scored on a 57-yard runback in second quarter at Green Bay (12/9)

### 2006 (Oakland 16/0):

- Played in 16 games and punted 77 times for 3,660 yards, setting a then-club record with a 47.5-yard gross average
- Key in 20-13 win against defending Super Bowl champions, limiting Steelers WR Santonio Holmes to just two returns on seven punts, including three fair catches, two inside the Steelers' 15 vs. Pittsburgh (10/29)
- Punted a season-high 10 times at Seattle (11/6)

### 2005 (Oakland 16/0):

- Played in all 16 games and punted 82 times for 3,744 yards (45.7 avg.)
- Extended his streak of consecutive games with a punt of 50 yards or more to 33, eclipsing the previous best, a 30-game stretch by Seattle's Rick Tuten from 1993-95, as the longest

since the 1970 merger

- Launched 34 punts of 50 yards or more and had two travel at least 60. Had his best season in terms of placement, downing a career-high 26 punts inside the opponent's 20
- His 45.7 gross average ranked second in the NFL, just 0.003 yards behind Buffalo's Brian Moorman
- Recorded an AFC single-game season best gross average of 51.0 yards vs. Kansas City (9/18)
- With a long of 49, snapped his streak of consecutive games with a punt of 50-plus at 33 at N.Y. Jets (12/11)
- Recorded longest punt of season with 64-yarder in second quarter at Denver (12/24)
- Punted a season-high nine times; also placed a season-high four punts inside 20 vs. New York Giants (12/31)

### 2004 (Oakland 16/0):

- Named to the Pro Bowl for the second time after leading the NFL in gross average for second straight year (46.7)
- Had a punt travel at least 50 yards in every game, booming 29 such punts overall, and had 10 of more than 60 yards
- Had 22 punts downed inside 20
- Punted four times for 222 yards (55.5) including punts of 61 and 64 yards at Indianapolis (10/10)
- Averaged a season-high 55.7 yards on three punts for 167 yards and boomed his seventh punt of 60-plus yards with a season-long 67-yarder in the fourth quarter at Carolina (11/7). Also launched a 56-yarder that landed at the Carolina 1-yard line before Oakland downed it at the 3-yard line
- Boomed 67-yarder from the Raiders' 19 to the Atlanta 14 (12/12). Landed two of his four punts inside the Falcons' 20, one downed at the 10-yard line
- Had two punts downed inside the 20, one that pinned Titans at their 13-yard line with 25 seconds remaining in the game to set up a game-clinching safety vs. Tennessee (12/19)

### 2003 (Oakland 16/0):

- Named to the Associated Press All-Pro team
- Led NFL with a career-high 4,503 punting yards and posted career highs in attempts (96 – tied in 2009) and punts downed inside the 20 (27 – surpassed in 2008)
- Boomed eight punts of more than 60 yards and two of more than 70
- Averaged more than 50 yards per punt in six games
- His 96 punts tied P Ray Guy (1981) for second highest total in Raiders history, behind P Leo Araguz (98 in 1998)

### 2002 (Oakland 14/0, 3/0):

- Helped AFC champion Raiders to Super Bowl with 53 punts for 2,251 yards (42.5), ranking fourth in the AFC and eighth in the NFL
- Placed 18 inside the 20, with only 12 touchbacks
- Inactive for first two games of the season due to quad injury
- Returned from quad injury to make regular-season debut and punted three times for 134 yards (44.7 average) vs. Tennessee (9/29)
- Punted five times for 250 yards (50.0) with a season-long 70-yarder at Buffalo (10/6)
- Placed all three punts inside the 20, a season high vs. New England (11/17)
- Tied a season-high with three punts inside the 20 at Miami (12/15)
- Pinned Titans inside 20 on one occasion in AFC championship vs. Tennessee (1/19/03)
- Punted five times for 195 yards (39.0) with a long of 53 yards and two punts placed inside the 20 in Super Bowl XXXVII vs. Tampa Bay (1/26/03)

### 2001 (Oakland 16/0, 2/0):

- Named to his first Pro Bowl following a spectacular season in which he punted 73 times for 3,375 yards, a 46.2-yard gross average that ranked first in the AFC and second in the NFL
- Pinned opponents inside the 20 on nearly one of every three punts (23-of-73)
- Tied for second in the AFC and third in the NFL with 21 punts of more than 50 yards, and led conference and ranked third in league with eight of better than 60 yards
- Named second-team AP All-Pro, Pro Football Weekly All-AFC, first-team Football Digest All-Pro, and second-team College and Pro Football News Weekly All-Pro
- Hit a season-high 65-yarder at Kansas City (9/9)
- Set season highs with seven punts for 345 yards (49.3 average) at Miami (9/23)
- Punted twice in AFC Wild Card game vs. N.Y. Jets (1/12/02) for 89 yards and had a long punt of 49 yards
- Saw action in snowy AFC Divisional game at New England (1/19/02) and tied P Ray Guy for most punts in a Raiders playoff contest, with nine, for 352 yards (39.1 average). Had a long punt of 51 yards
- In the Pro Bowl (2/2/03), broke the game's record on two occasions with 70- and 73-yard punts, eclipsing the previous mark, 64 yards (Tom Wittum, 1974, and Darren Bennett, 1996)

### 2000 (Oakland 16/0, 2/0):

- Had a record-breaking rookie season by punting 65 times for 2,984 yards
- Selected first-team All-Pro by the AP, College & Pro Football Newsweekly, The Sporting News and USA Today
- Picked up second-team honors from Football Digest, and garnered all-rookie team accolades from Football News and Pro Football Weekly
- Averaged 45.91 yards, the second-best punting average by a rookie in NFL history (P Frank

## SHANE LECHLER

Sinkwich with Detroit in 1943 averaged 45.92)

- That gross average ranked second in the NFL and broke P Ray Guy's 1973 Oakland franchise record of 45.3. Led NFL in net average (38.0), and tied for second in NFL with 45.9 gross mark, and had 24 inside the 20
- Recorded five punts of 60 or longer and 19 of 50 or longer
- Made NFL debut and amassed 10 punts for 424 yards (42.4) with a season-high five downed inside the 20 vs. San Diego (9/3)
- Served as kicker in place of an injured K Sebastian Janikowski, kicking off eight times with one touchback vs. Kansas City (11/5)
- Connected on all seven PATs and missed his lone FG attempt, a 33-yarder (11/5)
- (11/16) at New Orleans: Registered a season-high 54.8-yard average to earn AFC Special Teams Player of the Week
- Named AFC Special Teams Player of the Week for a second time, punting seven times for 311 yards (44.4) and placing four inside the 20 vs. N.Y. Jets (12/10)
- Punted five times for 234 yards (46.8) with a long of 54 in AFC Divisional playoff vs. Miami (1/6/01)
- Punted seven times for 315 yards (45.0) in AFC Championship vs. Baltimore (1/14/01), placing four inside 20, with long of 64

### COLLEGE:

- Finished college career (1995-99) at Texas A&M as NCAA career record holder in gross average (44.7) and game with a gross average of at least 40.0 yards (37)
- A two-time All-American and a three-time first-team All-Big 12 selection, finished his career with 268 punts for 11,977 yards
- Set school and Big 12 records in career punts, yardage, career gross (44.7) and net average (40.6), career 40- (37) and 50-yard (10) game averages and single-season gross average (46.9, 1997)
- Did not have a punt blocked and did not allow a punt return for a touchdown during his career
- As a senior, earned first-team All-America after averaging 46.5 yards on 60 punts. Posted 17 coffin-corner kicks and produced nine fair catches. Broke his own single-game record with a 57.2 average against Texas Tech, in addition to a 42.7 net, which beat his own school record by over a yard. Also handled kickoff duties and was the holder on placements before taking over the place kicker job for the final two games of the season
- Connected on six of eight extra points and on his lone field-goal attempt
- As a junior first-team All-American, averaged 43.6 yards per boot and recorded 21 coffin-corner punts and Compiled a 39.2-yard net average. Threw a touchdown pass on a fake field goal against Texas Tech
- As sophomore, earned first-team All-Big 12 honors and All-America honorable mention after averaging 47.0 yards per punt. His 1997 average shattered the A&M record of 43.8 set by David Davis in 1992. His season net average was 41.3, which broke the school record of 40.1. Earned Big 12 Special Teams Player of the Week honors after averaging 44.0 yards on six punts in the rain vs. Texas
- Majored in history

### PERSONAL:

- As starting quarterback, punter and placekicker, led East Bernard (Texas) High School to a 12-2 record and the quarterfinals of the Texas 2A state quarterfinals as a senior. Completed 87-of-101 passes (86.1 percent) for 1,640 yards and 11 touchdowns
- Passed for nearly 5,000 yards, and averaged 41.6 yards per punt, including 85- and 78-yarders
- Also played baseball, basketball and golf, and competed in track
- Father, Dale, played football at Baylor before coaching Texas high school football for 17 years
- Mother, Javon, was a point guard at Baylor
- Wife, Erin, was an All-America volleyball player at Texas A&M
- Brother, Derek, also punted for Texas A&M
- One grandfather, Ed, played quarterback at Mississippi State; another grandfather, Buddy Attaway, played at Baylor before signing with the Pittsburgh Steelers
- Worked Ray Guy camps, learning the legend's approach to games, between seasons during college





## GREG MANCZ

CENTER | 6-4 | 310 | TOLEDO

Hometown: Cincinnati, Ohio | 2nd NFL Season | 2nd with Texans | Age: 23  
 Acquired: CFA-'15 | 2016 GP/GS: 10/10 | Career GP/GS (Playoffs): 13/10 (0/0)  
 Teams: Houston 2015-16

# 65

### TRANSACTIONS:

Signed by the Houston Texans as a college free agent on May 8, 2015.

### 2016 (Houston 10/10):

- Started at center in all 10 games this season
- Made his first career start in the season opener and helped pave the way for RB Lamar Miller's 106-yard rushing performance vs. Chicago (9/11)
- Helped pave the way for 100-yard rushing performances by RB Lamar Miller vs. Chicago (9/11) in Week 1, vs. Indianapolis (10/16) in Week 6 and at Oakland (11/21) in Week 11
- Contributed to a Texans ground attack that put together a season-high 181 rushing yards at Jacksonville (11/13) in Week 10

### 2015 (Houston 3/0, 0/0):

- Played in three regular season games in his rookie season
- Made his NFL debut in the season opener vs. Kansas City (9/13)
- Came in to play left guard at Carolina (9/20)
- Played in his final game of the season in Week 3 vs. Tampa Bay (9/27)
- Inactive in Weeks 4-8
- Placed on the Reserve/Injured List on Nov. 3

### COLLEGE:

- Played four seasons (2011-14) at the University of Toledo (Ohio)
- Named second-team All-America by the Football Writers Association of America (FWAA)
- Only player from Mid-American Conference to make the FWAA All-American team
- First Rocket to earn All-American honors since Eric Page was named honorable mention by Sports Illustrated in 2011
- First UT offensive lineman to make either first- or second-team All-America on one of the five major All-America teams since Dan Bukovich made the Associated Press first-team in 1938
- Won the Vern Smith Leadership Award, given annually to the best player in the Mid-American Conference
- First offensive lineman to win the award in its 33-year history
- First-team All-MAC selection and leader of offensive line that powered Rocket offense that ranks No. 1 in MAC in scoring, total offense and rushing offense in 2014
- String of 47 consecutive starts was snapped when he sat out game on Nov. 11 due to knee injury
- One of 12 finalists nationally for the Wuerffel Trophy (community service)
- Also a candidate for the Rimington Trophy (center), Rotary Lombardo Award (lineman), Campbell Trophy (academics) and All State Good Works Award (community service)

### PERSONAL:

- Full name is Gregory Brian Mancz
- Birthdate: April 23, 1992
- Parents are Mary Beth Fehring and the late Brian Mancz
- UT Student-Athlete Advisory Council (SAAC) president in 2013-14
- Member of UT Football Team Leadership Council that organizes volunteer community service activities 2010-2014
- Member of UT Football Leadership Board that makes all team decisions on discipline and practice adjustments 2012-2014
- Vice-President for Athletes in Action at UT for 2013-14
- Board for Fellowship of Christian Athletes 2013-14
- Graduated with a degree in finance

### CAREER STATISTICS

#### REGULAR SEASON GAMES PLAYED/STARTED (PLAYOFFS):

2015 Houston: 3/0 (0/0)  
 2016 Houston: 10/10  
**TOTAL: 13/10 (0/0)**

# TEXANS BIOS



## BENARDRICK MCKINNEY

INSIDE LINEBACKER | 6-4 | 260 | MISSISSIPPI STATE

Hometown: Tunica, Miss. | 2nd NFL Season | 2nd with Texans | Age: 24  
 Acquired: D2-'15 | 2016 GP/GS: 10/10 | Career GP/GS (Playoffs): 24/21 (1/1)  
 Teams: Houston 2015-16

# 55

### TRANSACTIONS:

Selected by the Houston Texans with the 11th pick in the second round (43rd overall) of the 2015 NFL Draft.

### 2016 (Houston 10/10):

- Tied for seventh in the NFL in tackles with 89
- Set single-season career highs in tackles (89), quarterback hits (6), sacks (3.0), passes defended (1) and forced fumbles (1)
- His 69 tackles through Week 7 were the most through the first seven games of a season in franchise history
- Led the team in tackles in Weeks 2-7 and 11
- Tied for second on the team with five tackles (two solo) and added a career-high two quarterback hits in the season opener vs. Chicago (9/11)
- Led the team with a season-high eight tackles to go along with 1.0 sack vs. Kansas City (9/18)
- Posted a single-game career-high 16 tackles at New England (9/22) in Week 3, which marked the highest single-game total by a Texan since ILB Brian Cushing (17) in 2014
- Also notched 1.0 sack at New England (9/22), giving him a new single-season career high
- Led the team in tackles for the third straight week with nine (six solo) and forced a fumble vs. Tennessee (10/2) in Week 4
- Led the team with 10 tackles (five solo), marking his second 10-tackle game of the year, at Minnesota (10/9) in Week 5
- Collected a team-high 12 tackles (seven solo), 1.0 sack and two quarterback hits vs. Indianapolis (10/16) in Week 6
- Finished second on the team with nine tackles (seven solo) at Denver (10/24) in Week 7
- Tied for the team lead with seven tackles (six solo) and matched a career high with two tackles for loss at Jacksonville (11/13) in Week 10
- Posted a team-high eight tackles (all solo) and notched one tackle for loss at Oakland (11/21) in Week 11

### 2015 (Houston 14/11, 1/1):

- Made one special teams tackle in his NFL debut vs. Kansas City (9/13)
- Tallied the first two tackles, including one for loss, of his career at Carolina (9/20)
- Made his first NFL start vs. Tampa Bay (9/27)
- Recorded two tackles (one solo) and one special teams tackle (9/27)
- Posted three tackles in his second straight start of the season at Atlanta (10/4)
- Finished second on the team with seven tackles (six solo) vs. Indianapolis (10/8)
- Inactive in Weeks 7-8
- Played and started in his first game (11/16) since Week 6 at Jacksonville (10/18)
- Led the team with a career-high nine tackles (six solo), including one for loss at Cincinnati (11/16)
- Tied for third on the team with eight tackles, including four solo stops, vs. New England (12/13)
- His tackle total was his second-highest single-game output of the season (12/13)
- Tied for the team lead with seven tackles (three solo), including two for loss and 1.0 sack at Indianapolis (12/20)
- Picked up his first career sack when he brought down Colts QB Matt Hasselbeck for an 11-yard loss in the third quarter at Indianapolis (12/20). The sack pinned the Colts at their own 1-yard line and forced a punt
- Finished second on the team with nine tackles, including four solo stops in Wild Card Game vs. Kansas City (1/9/16)
- Posted the second-most tackles by a rookie in a Texans postseason game (1/9/16)

### 2016 STATISTICS

REGULAR SEASON				TACKLES					SACKS		INTERCEPTIONS					FUMBLES				
Date	Opp	GP	GS	Tot	Solo	Asst	QBH	TFL	Sk	Yds	Int	Yds	Lg	TD	PD	FF	FR	Yds	TD	
9/11	CHI	1	1	5	2	3	2	0	0.0	0.0	0	0	0	0	0	0	0	0	0	0
9/18	KC	1	1	8	2	6	1	1	1.0	8.0	0	0	0	0	0	0	0	0	0	0
9/22	at NE	1	1	16	6	10	1	1	1.0	6.0	0	0	0	0	0	0	0	0	0	0
10/2	TEN	1	1	9	6	3	0	0	0.0	0.0	0	0	0	0	0	1	0	0	0	0
10/9	at MIN	1	1	10	5	5	0	0	0.0	0.0	0	0	0	0	0	0	0	0	0	0
10/16	IND	1	1	12	7	5	2	1	1.0	9.0	0	0	0	0	0	0	0	0	0	0
10/24	at DEN	1	1	9	7	2	0	0	0.0	0.0	0	0	0	0	0	0	0	0	0	0
10/30	DET	1	1	4	2	2	0	0	0.0	0.0	0	0	0	0	1	0	0	0	0	0
11/13	at JAX	1	1	7	6	1	0	2	0.0	0.0	0	0	0	0	0	0	0	0	0	0
11/21	at OAK	1	1	8	8	0	0	1	0.0	0.0	0	0	0	0	0	0	0	0	0	0
11/27	SD	-	-	-	-	-	-	-	-	-	-	-	-	-	-	-	-	-	-	-
12/4	at GB	-	-	-	-	-	-	-	-	-	-	-	-	-	-	-	-	-	-	-
12/11	at IND	-	-	-	-	-	-	-	-	-	-	-	-	-	-	-	-	-	-	-
12/18	JAX	-	-	-	-	-	-	-	-	-	-	-	-	-	-	-	-	-	-	-
12/24	CIN	-	-	-	-	-	-	-	-	-	-	-	-	-	-	-	-	-	-	-
1/1/17	at TEN	-	-	-	-	-	-	-	-	-	-	-	-	-	-	-	-	-	-	-
<b>Totals</b>		<b>10</b>	<b>10</b>	<b>89</b>	<b>53</b>	<b>36</b>	<b>6</b>	<b>6</b>	<b>3.0</b>	<b>23.0</b>	<b>0</b>	<b>0</b>	<b>0</b>	<b>0</b>	<b>1</b>	<b>1</b>	<b>0</b>	<b>0</b>	<b>0</b>	<b>0</b>

### CAREER STATISTICS

REGULAR SEASON				TACKLES					SACKS		INTERCEPTIONS					FUMBLES				
Year	Team	GP	GS	Tot	Solo	Asst	QBH	TFL	Sk	Yds	Int	Yds	Lg	TD	PD	FF	FR	Yds	TD	
2015	HOU	14	11	58	35	23	2	7	1.0	11.0	0	0	0	0	0	0	0	0	0	0
2016	HOU	10	10	89	53	36	6	6	3.0	23.0	0	0	0	0	1	1	0	0	0	0
<b>Totals</b>		<b>24</b>	<b>21</b>	<b>147</b>	<b>88</b>	<b>59</b>	<b>8</b>	<b>13</b>	<b>4.0</b>	<b>34.0</b>	<b>0</b>	<b>0</b>	<b>0</b>	<b>0</b>	<b>1</b>	<b>1</b>	<b>0</b>	<b>0</b>	<b>0</b>	<b>0</b>
POSTSEASON																				
Year	Team	GP	GS	Tot	Solo	Asst	QBH	TFL	Sk	Yds	Int	Yds	Lg	TD	PD	FF	FR	Yds	TD	
2015	HOU	1	1	9	4	5	0	0	0.0	0.0	0	0	0	0	0	0	0	0	0	0
<b>Totals</b>		<b>1</b>	<b>1</b>	<b>9</b>	<b>4</b>	<b>5</b>	<b>0</b>	<b>0</b>	<b>0.0</b>	<b>0.0</b>	<b>0</b>	<b>0</b>	<b>0</b>	<b>0</b>	<b>0</b>	<b>0</b>	<b>0</b>	<b>0</b>	<b>0</b>	<b>0</b>

### CAREER GAME HIGHS

Tackles: 16 at NE, 9/22/16 | QBH: 2, 2x – last: vs. IND, 10/16/16 | TFL: 2, 3x – last: at JAX, 11/13/16 | Sacks: 1.0, 4x – last: vs. IND, 10/16/16

### COLLEGE:

- Played three seasons (2012-14) at Mississippi State University in Starkville, Miss. after redshirting the 2011 campaign
- One of the all-time great linebackers in school history, becoming the program's first first-team All-America linebacker since 1999
- Mississippi State's top tackler in his final two seasons
- Played in 39 games with 36 starts in three seasons with the Bulldogs
- Recorded 244 tackles, 19.5 tackles for loss, 7.5 sacks, seven passes defended and six fumble recoveries
- First-team All-America honors in 2014 from the Football Writers Association, ESPN, Phil Steele and Sports Illustrated
- Started all 13 games at middle linebacker and for the second straight year in 2014, was the Bulldogs' top tackler recording 71 with eight tackles for loss, three sacks, four passes defended, three fumble recoveries and one forced fumble
- Named to College Football News' All-Sophomore squad in 2013 when he racked up a team-best 71 total tackles, which ranked fourth among all sophomores in the SEC, and tied for the team lead in tackles for loss with 7.0 and sacks with 3.5
- Named a First-Team Freshman All-American by CBSSports.com, FoxSportsNext, Phil Steele and CollegeFootballNews.com in 2012
- Led all SEC freshmen and tied for second among freshman in the FBS with 102 tackles in 2012, which also ranked sixth overall in the SEC, while playing in all 13 games (10 starts)
- Earned All-SEC Freshman honors by the SEC coaches and ESPN.com in 2012 when he totaled 4.5 tackles for loss, a sack, four pass breakups and a fumble recovery
- Sat out his first season as a redshirt freshman in 2011

### PERSONAL:

- Attended Rosa Fort High School in Tunica, Miss.

## **BENARDRICK McKINNEY**

- A top defensive prospect in the state of Mississippi and was the first Rosa Fort player to sign with an SEC program since 2001
- Led the RFHS Lions to a 3-3 finish in Region 2 play and a first-round playoff appearance in the Class 4A state playoffs
- Selected by the state's high school coaches to the North/South All-Star Game as a linebacker
- Started at quarterback for Rosa Fort during senior season and accounted for 2,036 total yards of offense and 22 touchdowns with 1,334 passing and 702 yards on the ground
- Credited with 66 tackles from linebacker spot
- Threw for 530 yards with five touchdowns as a junior
- Started for the Rosa Fort basketball team



## WHITNEY MERCILUS

OUTSIDE LINEBACKER | 6-4 | 265 | ILLINOIS

Hometown: Akron, Ohio | 5th NFL Season | 5th with Texans | Age: 26  
 Acquired: D1-'12 | 2016 GP/GS: 10/10 | Career GP/GS (Playoffs): 73/53 (3/1)  
 Teams: Houston 2012-16

# 59

### TRANSACTIONS:

Selected by the Houston Texans in the first round (26th overall) of the 2012 NFL Draft...Resigned with the Texans on May 5, 2015.

### CAREER:

- Owns the fifth-most sacks in the NFL over the last 21 regular season weeks with 16.5
- Ranks third in franchise history with 34.5 sacks
- Became the first player in franchise history and the fifth player in the NFL since 1982 to post two games with 3.5-or-more sacks in a season in 2015
- Tied DE Mario Williams (12.0 in 2008) for the fifth-most sacks in a season in franchise history in 2015
- Has nine career games with 2.0-or-more sacks
- Tied the franchise rookie record for sacks with 6.0 in 2012
- Has appeared in three career playoff games, totaling nine tackles (five solo), 3.0 sacks and one special teams tackle
- Named AFC Defensive Player of the Month for December 2015
- Recorded the most sacks (3.0) in a postseason game in Texans history, while tying for the fourth-most by any NFL player in a playoff contest, vs. Kansas City (1/9/16)

### 2016 (Houston 10/10):

- Leads the team with 4.5 sacks
- Totaled four tackles (two solo), 2.0 sacks and one forced fumble in the season opener vs. Chicago (9/11)
- His strip-sack of Bears QB Jay Cutler gave him him 2.0 sacks for the game and his third straight multiple-sack game (including postseason) dating back to Week 17 of the 2015 season, vs. Chicago (9/11)
- Finished with three tackles (one solo), a quarterback hit and notched a fumble recovery after a strip-sack by OLB John Simon on Chiefs QB Alex Smith vs. Kansas City (9/18)
- Matched a single-game season high with four tackles at New England (9/22) in Week 3
- Finished second on the team and set a season high with seven tackles (five solo), one tackle for loss and one quarterback hit vs. Tennessee (10/2) in Week 4
- Recorded three tackles, 1.5 sacks and set a single-game career-high with five quarterback hits at Minnesota (10/9) in Week 5
- Split a sack with DE Antonio Smith on Vikings QB Sam Bradford in the first quarter and added a full sack one quarter later, also on third down, at Minnesota (10/9)
- Notched six tackles (four solo), 1.0 sack and two tackles for loss vs. Indianapolis (10/16)
- Tied a single-season career-high (two in 2015) with his second fumble recovery of the year and fifth of his career, at Jacksonville (11/13) in Week 10

### 2015 (Houston 16/10, 1/1):

- Posted two tackles and one pass defended vs. Kansas City (9/13)
- Made four tackles (two solo) and one special teams tackle at Carolina (9/20)
- Had two tackles (one solo), one tackle for loss, and one fumble recovery vs. Tampa Bay (9/27)
- Registered his first 2.0 sacks of the season at Jacksonville (10/18)
- Brought down Jaguars QB Blake Bortles for a 7-yard loss in the second quarter and a 5-yard loss in the fourth quarter at Jacksonville (10/18)
- Posted a career-high 3.5 sacks vs. Tennessee (11/1), which is tied for the second-most in

### 2016 STATISTICS

REGULAR SEASON				TACKLES					SACKS		INTERCEPTIONS					FUMBLES			
Date	Opp	GP	GS	Tot	Solo	Asst	QBH	TFL	Sk	Yds	Int	Yds	Lg	TD	PD	FF	FR	Yds	TD
9/11	CHI	1	1	4	2	2	2	1	2.0	16.0	0	0	0	0	0	1	0	0	0
9/18	KC	1	1	3	1	2	1	0	0.0	0.0	0	0	0	0	0	0	1	5	0
9/22	at NE	1	1	4	0	4	0	0	0.0	0.0	0	0	0	0	0	0	0	0	0
10/2	TEN	1	1	7	5	2	1	1	0.0	0.0	0	0	0	0	0	0	0	0	0
10/9	at MIN	1	1	3	2	1	5	1	1.5	12.5	0	0	0	0	0	0	0	0	0
10/16	IND	1	1	6	4	2	1	2	1.0	5.0	0	0	0	0	0	0	0	0	0
10/24	at DEN	1	1	3	2	1	1	0	0.0	0.0	0	0	0	0	0	0	0	0	0
10/30	DET	1	1	0	0	0	1	0	0.0	0.0	0	0	0	0	0	0	0	0	0
11/13	at JAX	1	1	2	1	1	0	0	0.0	0.0	0	0	0	0	0	0	1	2	0
11/21	at OAK	1	1	3	3	0	0	0	0.0	0.0	0	0	0	0	0	0	0	0	0
11/27	SD	-	-	-	-	-	-	-	-	-	-	-	-	-	-	-	-	-	-
12/4	at GB	-	-	-	-	-	-	-	-	-	-	-	-	-	-	-	-	-	-
12/11	at IND	-	-	-	-	-	-	-	-	-	-	-	-	-	-	-	-	-	-
12/18	JAX	-	-	-	-	-	-	-	-	-	-	-	-	-	-	-	-	-	-
12/24	CIN	-	-	-	-	-	-	-	-	-	-	-	-	-	-	-	-	-	-
1/1/17	at TEN	-	-	-	-	-	-	-	-	-	-	-	-	-	-	-	-	-	-
<b>Totals</b>		<b>10</b>	<b>10</b>	<b>35</b>	<b>20</b>	<b>15</b>	<b>12</b>	<b>5</b>	<b>4.5</b>	<b>33.5</b>	<b>0</b>	<b>0</b>	<b>0</b>	<b>0</b>	<b>0</b>	<b>1</b>	<b>2</b>	<b>7</b>	<b>0</b>

### CAREER STATISTICS

REGULAR SEASON				TACKLES					SACKS		INTERCEPTIONS					FUMBLES			
Year	Team	GP	GS	Tot	Solo	Asst	QBH	TFL	Sk	Yds	Int	Yds	Lg	TD	PD	FF	FR	Yds	TD
2012	HOU	16	4	18	15	3	7	6	6.0	17.0	0	0	0	0	1	2	1	0	0
2013	HOU	16	16	47	33	14	18	6	7.0	36.0	0	0	0	0	0	0	0	0	0
2014	HOU	15	13	50	31	19	11	9	5.0	30.0	0	0	0	0	0	2	0	0	0
2015	HOU	16	10	50	32	18	16	14	12.0	60.0	0	0	0	0	2	1	2	5	0
2016	HOU	10	10	35	20	15	12	5	4.5	33.5	0	0	0	0	0	1	2	7	0
<b>Totals</b>		<b>73</b>	<b>53</b>	<b>200</b>	<b>131</b>	<b>69</b>	<b>64</b>	<b>40</b>	<b>34.5</b>	<b>176.5</b>	<b>0</b>	<b>0</b>	<b>0</b>	<b>0</b>	<b>3</b>	<b>6</b>	<b>4</b>	<b>12</b>	<b>0</b>
POSTSEASON				TACKLES					SACKS		INTERCEPTIONS					FUMBLES			
Year	Team	GP	GS	Tot	Solo	Asst	QBH	TFL	Sk	Yds	Int	Yds	Lg	TD	PD	FF	FR	Yds	TD
2012	HOU	2	0	1	0	1	0	0	0.0	0.0	0	0	0	0	0	0	0	0	0
2015	HOU	1	1	8	5	3	4	3	3.0	17.0	0	0	0	0	0	0	0	0	0
<b>Totals</b>		<b>3</b>	<b>1</b>	<b>9</b>	<b>5</b>	<b>4</b>	<b>4</b>	<b>3</b>	<b>3.0</b>	<b>17.0</b>	<b>0</b>	<b>0</b>	<b>0</b>	<b>0</b>	<b>0</b>	<b>0</b>	<b>0</b>	<b>0</b>	<b>0</b>

### ADDITIONAL STATISTICS

Special Teams Tackles (9): 2012 - 7; 2015 - 2 | Postseason Special Teams Tackles (1): 2012 - 1

### CAREER GAME HIGHS

Tackles: 9 vs. PHI, 11/2/14 | QBH: 5 at MIN, 10/9/16 | TFL: 4 vs. TEN, 11/1/15 | Sacks: 3.5, 2x – last: vs. JAX, 1/3/16  
 PD: 1, 3x – last: at BUF 12/6/15 | FF: 1, 6x – last: vs. CHI 9/11/16 | FR: 1, 5x – last: at JAX, 11/13/16

- a game in Texans history (LB Connor Barwin, 4.0 at Jacksonville, 11/27/11, and DE Mario Williams, 3.5 vs. Denver, 12/13/07)
- Tied for second on the team with seven tackles (six solo), while adding four tackles for loss and four quarterback hits vs. Tennessee (11/1)
- Recorded his second multiple-sack game of the season and seventh of his career (11/1)
- Sacked QB Zach Mettenberger for a loss of six yards in second quarter vs. Tennessee (11/1)
- Sacked QB Zach Mettenberger for a 7-yard loss in the third quarter vs. Tennessee (11/1)
- Sacked QB Zach Mettenberger for a 6-yard loss in the fourth quarter vs. Tennessee (11/1)
- Split a 9-yard sack in the fourth quarter with DE J.J. Watt vs. Tennessee (11/1)
- Recorded a tackle for loss in the first quarter when he brought down Titans RB Antonio Andrews for a 2-yard loss vs. Tennessee (11/1)
- Finished with five tackles, including three for loss, and a sack at Cincinnati (11/16)
- The three tackles for loss are the second-most he's recorded in a game in his career (11/16)
- Has tallied seven tackles for loss in the last two games (Weeks 8 and 10)
- Registered four tackles (three solo) and one pass defended at Buffalo (12/6), his second of the year and first since Week 1 against Kansas City (9/13)
- Set a single-season career-high in sacks (7.5) after he brought down Patriots QB Tom Brady for a 9-yard loss in the fourth quarter vs. New England (12/13)
- Finished the game with five tackles (three solo) and 1.0 sack vs. New England (12/13)
- Sacked Colts QB Charlie Whitehurst in the fourth quarter at Indianapolis (12/20)

## WHITNEY MERCILUS

- Tallied five tackles (three solo), 3.5 sacks, three quarterback hits, two tackles for loss, one forced fumble and one fumble recovery vs. Jacksonville (1/3/16)
- Became the first player in franchise history and the fifth player in the NFL since 1982 to post two games with 3.5-or-more sacks in a season
- Posted his third multiple-sack game of the season and eighth of his career
- Passed DE Antonio Smith (27.0) for the third-most career sacks in Texans history
- Eclipsed the 10.0-sack mark for the first time in his career
- Brought down Jaguars QB Blake Bortles for a 6-yard loss in the first quarter (1/3/16)
- Sacked Bortles for a loss of four yards in the second quarter vs. Jacksonville (1/3/16)
- Recorded a sack-forced fumble on Bortles in the third quarter vs. Jacksonville (1/3/16), his fourth strip-sack of his career and first of the season
- Split a sack with OLB John Simon in the fourth quarter (1/3/16) for a loss of one yard
- Finished the year with 50 tackles (32 solo), 12.0 sacks, 16 quarterback hits, 14 tackles for loss, two passes defended, two fumble recoveries and one forced fumble. His sack and tackles for loss totals set single-season career highs, while he tied his personal-best for total tackles
- Tied Mario Williams (12.0 in 2008) for the fifth-most sacks in a season in franchise history
- Named AFC Defensive Player of the Month for December
- Recorded the most sacks (3.0) in a postseason game in Texans history, while tying for the fourth-most by any NFL player, in a playoff contest vs. Kansas City (1/9/16)
- Finished with eight tackles (five solo), 3.0 sacks for a loss of 17 yards and four quarterback hits in Wild Card Game vs. Kansas City (1/9/16)
- Notched his first career sack in the postseason when he brought down Chiefs QB Alex Smith for a 3-yard loss in the first quarter vs. Kansas City (1/9/16). Became the fourth player in franchise history to record a sack in the playoffs
- Sacked Smith for a 4-yard loss in the second quarter of Wild Card Game and became the third player in Texans history with 2.0-or-more sacks in a postseason game
- Brought down Smith for a 10-yard loss in the fourth quarter for his third sack of the day

### 2014 (Houston 15/13):

- Started 13 of 15 games and registered 50 tackles, 5.0 sacks, 11 quarterback hits, nine tackles for loss and two forced fumbles
- Started and recorded a tackle at Oakland (9/14) in Week 2
- Made five tackles at N.Y. Giants (9/21) in Week 3
- Recorded two quarterback hits and made two tackles vs. Buffalo (9/28) in Week 4
- Made five tackles and added a tackle for loss and quarterback hit at Dallas (10/5) in Week 5
- Recorded six tackles, two tackles for loss and a quarterback hit vs. Indianapolis (10/9) in Week 6
- Recorded the fourth multi-sack game of his career at Pittsburgh (10/20). Strip-sacked Ben Roethlisberger in the first quarter and finished the game with five tackles, two tackles for loss, one quarterback hit and one pass defended. Moved into a tie for fifth on the franchise's all-time sack list, matching LB Kailee Wong's (2002-06) 15 career sacks
- Had a multi-sack game for the fifth time in his career and second time this season vs. Philadelphia (11/2) in Week 9. Tied for the team lead with a career-high nine tackles. Set a season high with three quarterback hits and tied a season high with two tackles for loss and set a career best with seven tackles for loss on the season
- Made five tackles vs. Cincinnati (11/23) in Week 12
- Had three tackles and a tackle for loss vs. Tennessee (11/30) in Week 13
- Inactive in Week 15
- Had three tackles and forced his second fumble of the season vs. Baltimore (12/21) in Week 16
- Sacked Jaguars QB Blake Bortles for three yards vs. Jacksonville (12/28) in Week 17. Finished with three tackles and added a tackle for loss and a quarterback hit

### 2013 (Houston 16/16):

- Started all 16 games at weakside linebacker and recorded career-bests of 65 tackles, 7.0 sacks and 18 quarterback hits while tying a career-high with six tackles for loss
- Recorded seven tackles (five solo) and a sack for a loss of six yards at San Diego (9/9)
- Recorded career highs in tackles (eight, four solo) and sacks (2.5) vs. Seattle (9/29)
- Recorded six tackles (three solo) and a sack at San Francisco (10/6)
- Added another sack to go along with four solo tackles vs. Jacksonville (11/24)
- Tied his career-high of 6.0 sacks in a season with a half-sack vs. New England (12/1)
- Set a career high with his seventh sack of the season vs. Denver (12/22)

### 2012 (Houston 16/4, 2/0):

- Tied the Texans rookie record for sacks in a season with 6.0
- Made his Texans and NFL debut at OLB in the season opener vs. Miami (9/9)
- Had a special teams tackle at Jacksonville (9/16) and at N.Y. Jets (10/8)
- Made two special teams tackles at Denver (9/23)
- Had one tackle vs. Green Bay (10/14)
- Registered his first career sack and forced a fumble when he dropped Ravens QB Joe Flacco for a 2-yard loss in the first quarter vs. Baltimore (10/21)
- Recorded two sacks and collected his second career forced fumble vs. Buffalo (11/4)
- Made two tackles (one solo) at Chicago (11/11)
- Collected a season-high four tackles at Detroit (11/22)
- Sacked Titans QB Jake Locker twice for a total loss of 6 yards and recovered a fumble at

Tennessee (12/2)

- Sacked Patriots QB Tom Brady for a 7-yard loss in the third quarter at New England (12/10) to give him 6.0 sacks on the season, tying the franchise rookie sack record set by OLB Brooks Reed in 2011
- Recorded four tackles (one solo) vs. Indianapolis (12/16)
- Made one tackle at Indianapolis (12/30)
- Made his postseason debut in the AFC Wild Card Playoff vs. Cincinnati (1/5/13)
- Made one tackle and one special teams tackle in AFC Divisional Playoff at New England (1/13/13)

### COLLEGE:

- Played three seasons (2009-11) at the University of Illinois in Champaign, Ill. after redshirting the 2008 campaign
- Started 15-of-37 games with the Illini, recording 81 tackles (42 solo) with 18.0 sacks (119 yards), 28 tackles for loss (150 yards), 11 forced fumbles and two fumble recoveries
- Tied for eighth in NCAA FBS history with 11 forced fumbles, which also ranks fifth all-time in the Big Ten Conference and is second on the Illini all-time list (13 by Simeon Rice from 1992-95)
- Set a school and Big Ten single-season record with nine forced fumbles in 2011
- Third on the Illinois single-season tackle for loss chart with 22.5 in 2011
- Earned 2011 All-America and All-Big Ten Conference first-team honors from The NFL Draft Report as the scouting service named him the league's Player of the Year and National Defensive Lineman of the Year
- Mid-season All-America from Phil Steele's College Football and was selected National Defensive Lineman of the Week for his performance vs. Indiana (3.0 sacks) his senior season
- Led the nation in sacks per game (1.23) and fumbles forced per game (0.833) as a senior
- Recorded a career-high 57 tackles (28 solo) with 16.0 sacks (105 yards) to tie the school season-record that was first set by Simeon Rice in 1994
- Played in all 13 games, starting two games at weak-side defensive end his junior season
- Recorded 16 tackles (eight solo) with a 7-yard sack and three tackles for loss in 2010
- Recorded eight tackles (four solo), two assisted sacks and 3.5 tackles for loss in 2009
- Redshirted as a freshman

### PERSONAL:

- Attended Garfield High School in Akron, Ohio
- Played defensive end and tight end and earned Northeast Ohio Inland All-Star team, Cleveland Plain-Dealer Defensive All-Star team and All-District honors after leading the Rams to a 7-3 record in 2007
- A Prep Star All-Region and All-Akron City League choice, he recorded 36 solo tackles with a pair of sacks, six stops behind the line of scrimmage and four fumble recoveries, advancing one 36 yards for a score that year



## BRAXTON MILLER

WIDE RECEIVER | 6-1 | 205 | OHIO STATE

Hometown: Springfield, Ohio | Rookie | Age: 23  
 Acquired: D3-'16 | 2016 GP/GS: 8/4 | Career GP/GS (Playoffs): 8/4 (0/0)  
 Teams: Houston 2016

# 13

### TRANSACTIONS:

Selected by the Houston Texans with the 22nd pick in the third round (85th overall) of the 2016 NFL Draft.

### 2016 (Houston 8/4):

- Caught one pass for six yards in his NFL debut vs. Chicago (9/11)
- Made one catch for three yards vs. Kansas City (9/18) in Week 2
- Inactive for Week 3 at New England (9/22) and Week 4 vs. Tennessee (10/2) with an injury
- Made his first career kickoff return for 15 yards and added a 12-yard reception at Minnesota (10/9) in Week 5
- Talled two receptions for 13 yards and returned a kickoff 17 yards vs. Indianapolis (10/16) in Week 6
- Logged then-career highs with three receptions for 18 yards vs. Detroit (10/30) in Week 8
- Started his third game of the season and caught one pass for 10 yards at Jacksonville (11/13) in Week 10
- Set single-game career highs in receptions (5) and receiving yards (26) and caught his first career touchdown on a 12-yard pass from QB Brock Osweiler in the second quarter at Oakland (11/21) in Week 11

### CAREER AT OHIO STATE:

- Played four seasons (2011-13; 15) at Ohio State University in Columbus, Ohio
- Redshirted the 2014 campaign
- After missing 20 months of activity while recovering from a shoulder injury and two surgeries, switched positions to receiver/H-Back and earned honorable mention All-Big Ten honors after catching 26 passes for 341 yards and three touchdowns plus rushing for 281 yards and another score
- A two-time winner of the Chicago Tribune's Silver Football Award as the best player in the Big Ten as quarterback
- Holds the school record with 88 touchdowns responsible for while also finishing among the school's greats with 8,609 yards of total offense (second at Ohio State), 3,314 rushing yards (No. 6) and 33 rushing touchdowns, 5,295 yards passing (No. 8) and 52 touchdowns (No. 4)
- Has the most individual awards in Big Ten history with seven, including two offensive player and quarterback of year awards plus a freshman of the year honor
- Graduated in December 2014 with his degree in communications

### HONORS:

- CFP National Champion (2015)
- Sugar Bowl Champion (2015)
- Fiesta Bowl Champion (2016)
- Big Ten Champion (2014)
- Under Armour HS All-American (2011)
- Two-time Big Ten Freshman of the Week (2011)
- CFPA National Freshman Trophy (2011)
- Big Ten Pledge of the Year (2011)
- Two-time Chicago Tribune Silver Football Award (2012, 2013)
- Davey O'Brien Award Finalist (2012)
- Only player ever to be named two-time Big Ten Offensive Player of the Year (2012, 2013)
- Griese-Brees Quarterback of the Year (2012, 2013)
- Two-time All-Big Ten First Team (2012, 2013)
- Heisman Trophy Candidate (5th - 2012, 9th - 2013)

### 2015 (Ohio State):

- Honorable mention All-Big Ten at the H-B position
- Caught 26 passes for 341 yards and three touchdowns
- Rushed 42 times for 281 yards and a score
- Saw his first action in nearly 20 months in the season-opening win at Virginia Tech, tallying

### 2016 OFFENSIVE STATISTICS

REGULAR SEASON				RECEIVING					RUSHING				
Date	Opp	GP	GS	Rec	Yds	Avg	Lg	TD	Att	Yds	Avg	Lg	TD
9/11	CHI	1	1	1	6	6.0	6	0	0	0	0.0	0	0
9/18	KC	1	1	1	3	3.0	3	0	1	-2	-2.0	-2	0
9/22	at NE					INACTIVE							
10/2	TEN					INACTIVE							
10/9	at MIN	1	0	1	12	12.0	12	0	0	0	0.0	0	0
10/16	IND	1	0	2	13	6.5	10	0	0	0	0.0	0	0
10/24	at DEN	1	0	0	0	0.0	0	0	0	0	0.0	0	0
10/30	DET	1	0	3	18	6.0	12	0	0	0	0.0	0	0
11/13	at JAX	1	1	1	10	10.0	10	0	0	0	0.0	0	0
11/21	at OAK	1	1	5	25	5.0	12t	1	1	1	1.0	1	0
11/27	SD	-	-	-	-	-	-	-	-	-	-	-	-
12/4	at GB	-	-	-	-	-	-	-	-	-	-	-	-
12/11	at IND	-	-	-	-	-	-	-	-	-	-	-	-
12/18	JAX	-	-	-	-	-	-	-	-	-	-	-	-
12/24	CIN	-	-	-	-	-	-	-	-	-	-	-	-
1/1/17	at TEN	-	-	-	-	-	-	-	-	-	-	-	-
<b>Totals</b>		<b>8</b>	<b>4</b>	<b>14</b>	<b>87</b>	<b>6.2</b>	<b>12t</b>	<b>1</b>	<b>2</b>	<b>-1</b>	<b>-0.5</b>	<b>1</b>	<b>0</b>

### 2016 RETURN STATISTICS

REGULAR SEASON				KICKOFFS				PUNTS					
Date	Opp	GP	KR	Yds	Avg	Lg	TD	PR	Yds	Avg	Lg	TD	FC
9/11	CHI	1	0	0	0.0	0	0	0	0	0.0	0	0	0
9/18	KC	1	0	0	0.0	0	0	0	0	0.0	0	0	0
9/22	at NE					INACTIVE							
10/2	TEN					INACTIVE							
10/9	at MIN	1	1	15	15.0	15	0	0	0	0.0	0	0	0
10/16	IND	1	1	17	17.0	17	0	0	0	0.0	0	0	0
10/24	at DEN	1	1	9	9.0	9	0	0	0	0.0	0	0	0
10/30	DET	1	0	0	0.0	0	0	0	0	0.0	0	0	0
11/13	at JAX	1	0	0	0.0	0	0	0	0	0.0	0	0	0
11/21	at OAK	1	0	0	0.0	0	0	1	1	1.0	1	0	0
11/27	SD	-	-	-	-	-	-	-	-	-	-	-	-
12/4	at GB	-	-	-	-	-	-	-	-	-	-	-	-
12/11	at IND	-	-	-	-	-	-	-	-	-	-	-	-
12/18	JAX	-	-	-	-	-	-	-	-	-	-	-	-
12/24	CIN	-	-	-	-	-	-	-	-	-	-	-	-
1/1/17	at TEN	-	-	-	-	-	-	-	-	-	-	-	-
<b>Totals</b>		<b>8</b>	<b>3</b>	<b>41</b>	<b>13.7</b>	<b>17</b>	<b>0</b>	<b>0</b>	<b>0</b>	<b>0.0</b>	<b>0</b>	<b>0</b>	<b>0</b>

140 all-purpose yards and two touchdowns

- Named the Big Ten offensive player of the week after recording 62 rushing yards and 78 receiving yards, including a 54-yard catch-and-run for a touchdown down the sideline, followed up by a 53-yard touchdown run, both coming in the third quarter
- Became the first Buckeye in nine years to record a 50-yard touchdown run and 50-yard touchdown reception in the same game

### 2014 (Ohio State):

- Redshirted due to injury

### 2013 (Ohio State):

- Named the Chicago Tribune's Silver Football Most Valuable Player trophy as the Big Ten's MVP for the second consecutive year while becoming the first repeat winner of the award in 24 years
- Threw for 2,094 yards and 24 touchdowns and rushed for an additional 1,068 yards and 12 scores
- Repeated in 2013 as both the Big Ten's Quarterback of the Year and the Offensive Player of the Year
- Directed a record-breaking Ohio State offense to national rankings of fifth in rushing (308.6 ypg), third in scoring (45.5), seventh in total offense (511.9 ypg) and 10th in pass efficiency (158.8 rating)
- Team broke then-school single season records for points scored (637), touchdowns (87)

## **BRAXTON MILLER**

and touchdown passes (38), and it scored the third-most rushing touchdowns in school history (45)

- Led the Big Ten and was 13th nationally in passing efficiency (158.1) and he finished ninth in the 2013 Heisman Trophy voting
- Accounted for five touchdowns in the win over Michigan (three rushing and two touchdown passes) to tie a personal best
- Rushed for 100-or more yards five times
- Tied a career high with four touchdown passes in the win over Wisconsin to earn Big Ten player of the week honors
- Was 22 of 27 passing for 222 yards and two touchdowns, plus 102 rushing yards, in the win vs. Iowa
- Accounted for five touchdowns vs. Penn State and threw for a career-high 252 yards in less than three quarters and was named Big Ten player of the week

### **2012 (Ohio State):**

- Led the Buckeyes to just the sixth unbeaten, untied season in school history (12-0) with a school-record 3,310 yards of total offense
- Fifth in the Heisman Trophy voting and a finalist for the Davey O'Brien National Quarterback Award

### **2011 (Ohio State):**

- Took over the starting quarterback duties in the fourth game of the season against Colorado and quickly became the team's outstanding offensive player
- Threw for 1,159 yards and 13 touchdowns as a true freshman
- Led the team in rushing with 715 yards and seven touchdowns, statistics that enabled him to earn the Big Ten Conference's Thompson-Randle El Freshman of the Year award

### **PERSONAL:**

- Highly-regarded quarterback who led Wayne High School in Huber Heights, Ohio to the 2010 Division I state title game
- Passed for 2,167 yards and 17 touchdowns, and rushed for 658 yards 17 more touchdowns as a senior for Coach Jay Minton
- Had a career record of 31-7 as a starting quarterback
- Ohio Mr. Football finalist and first team all-state
- Under Armour All-American game participant
- Basketball letterman
- The son of Kelly and Kevin Miller
- Youngest of three siblings (Brion and Bailey)
- Has a son, Landon
- Enrolled at Ohio State in January 2009



## LAMAR MILLER

**RUNNING BACK | 5-10 | 220 | MIAMI (FLA.)**

Hometown: Miami, Fla. | 5th NFL Season | 1st with Texans | Age: 25  
 Acquired: UFA-'16 (MIA) | 2016 GP/GS: 10/10 | Career GP/GS (Playoffs): 71/58 (0/0)  
 Teams: Miami 2012-15; Houston 2016

# 26

### TRANSACTIONS:

Selected by the Miami Dolphins with the second pick in the fourth round (97th overall) of 2012 NFL Draft...Signed by the Houston Texans on March 10, 2016.

### CAREER:

- Leads the AFC and ranks third in the NFL with 2,795 rushing yards over the past three seasons (2014-16)
- Fourth among all NFL running backs in scrimmage yards over the past three seasons (2014-16) with a total of 3,600 (2,795 rushing yards and 805 receiving yards)
- Ranks seventh among all NFL running backs with a 4.64 yards per carry average over the past three seasons (2014-16)
- Has started 52 consecutive games, which is the second-longest active streak among NFL running backs
- Had a 54-yard touchdown reception and an 85-yard touchdown run - both in the second quarter vs. Houston on (10/25/15), becoming the second player in NFL history with an 85-plus yard touchdown run and 50-plus yard touchdown catch in a single game (RB Chris Johnson) and the only player to accomplish the feat in a single quarter
- Has nine career 100-yard rushing games

### 2016 (Houston 10/10):

- Currently ranks fifth in the NFL in rushing yards (824), ninth in scrimmage yards (957) and tied for 14th in first downs (43)
- Started his first game as a Texan and rushed for 106 yards on a career-high 28 attempts, averaging 3.8 yards per carry. Also caught four passes for 11 yards vs. Chicago (9/11)
- His 15 carries in the first half vs. Chicago (9/11) marked the most he's ever had in a half of a game in his career, surpassing his previous high of 14 carries in the first half against Houston as a member of the Miami Dolphins (10/25/15)
- Finished with 83 rushing yards on 25 carries and 14 receiving yards on two receptions vs. Kansas City (9/18)
- Set career highs for rushing attempts in a quarter (10 in first quarter) and half (16 in first half), and totaled 21 carries for 80 yards at New England (9/22) in Week 3
- Rushed for 82 yards on 19 attempts (season-high 4.3 avg.) and caught three passes for 26 yards vs. Tennessee (10/2) in Week 4
- Rushed for a touchdown and a season-high 149 yards on 24 carries, averaging 6.2 yards per attempt. Also caught three passes for 29 yards and a touchdown vs. Indianapolis (10/16) in Week 6
- Recorded a rushing and receiving touchdown in the same game for the second time in his career and first since Week 7 of 2015, vs. Indianapolis (10/16) in Week 6
- Totaled 61 yards on 11 attempts (5.6 avg.), including a season-long 25-yard run, at Denver (10/24) in Week 7
- Rushed 17 times for 56 yards and a touchdown, while catching two passes for seven yards vs. Detroit (10/30) in Week 8
- Totaled 83 rushing yards on 15 carries (5.5 avg.), including a season-long 45-yard run, at Jacksonville (11/13) in Week 10
- Registered his third 100-yard performance of the season with 104 rushing yards on 24 attempts (4.3 avg.) and scored on a 1-yard touchdown run in the third quarter at Oakland (11/21) in Week 11

### 2015 (Miami 16/16):

- Played in and started all 16 games
- Recorded 194 carries for 872 yards (4.5 avg.) and eight touchdowns
- Added 47 receptions for 397 yards (8.4 avg.) and two receiving touchdowns
- Totaled 100 yards for the first time on the year with a 19-carry, 113-yard performance and a touchdown at Tennessee (10/18)
- Named FedEx Ground Player of the Week as he rushed for 175 yards on 14 carries (12.5

## 2016 STATISTICS

REGULAR SEASON				RUSHING					RECEIVING				
Date	Opp	GP	GS	Att	Yds	Avg	Lg	TD	Rec	Yds	Avg	Lg	TD
9/11	CHI	1	1	28	106	3.8	12	0	4	11	2.8	6	0
9/18	KC	1	1	25	83	3.3	8	0	2	14	7.0	9	0
9/22	at NE	1	1	21	80	3.8	15	0	4	27	6.8	9	0
10/2	TEN	1	1	19	82	4.3	14	0	3	26	8.7	11	0
10/9	at MIN	1	1	8	20	2.5	4	0	1	4	4.0	4	0
10/16	IND	1	1	24	149	6.2	23	1	3	29	9.7	16	1
10/24	at DEN	1	1	11	61	5.6	25	0	3	6	2.0	4	0
10/30	DET	1	1	17	56	3.3	10	1	2	7	3.5	4	0
11/13	at JAX	1	1	15	83	5.5	45	0	0	0	0.0	0	0
11/21	at OAK	1	1	24	104	4.3	33	1	2	9	4.5	5	0
11/27	SD	-	-	-	-	-	-	-	-	-	-	-	-
12/4	at GB	-	-	-	-	-	-	-	-	-	-	-	-
12/11	at IND	-	-	-	-	-	-	-	-	-	-	-	-
12/18	JAX	-	-	-	-	-	-	-	-	-	-	-	-
12/24	CIN	-	-	-	-	-	-	-	-	-	-	-	-
1/1/17	at TEN	-	-	-	-	-	-	-	-	-	-	-	-
<b>Totals</b>		<b>10</b>	<b>10</b>	<b>192</b>	<b>824</b>	<b>4.3</b>	<b>45</b>	<b>3</b>	<b>24</b>	<b>133</b>	<b>5.5</b>	<b>16</b>	<b>1</b>

### ADDITIONAL STATISTICS

Fumbles/Lost: 1/0 | Fumble Recoveries: 2 | Misc. Tackles: 2

## CAREER STATISTICS

REGULAR SEASON				RUSHING					RECEIVING				
Year	Team	GP	GS	Att	Yds	Avg	Lg	TD	Rec	Yds	Avg	Lg	TD
2012	MIA	13	1	51	250	4.9	28	1	6	45	7.5	12	0
2013	MIA	16	15	177	709	4.0	49	2	26	170	6.5	22	0
2014	MIA	16	16	216	1,099	5.1	97t	8	38	275	7.2	20	1
2015	MIA	16	16	194	872	4.5	85t	8	47	397	8.4	54t	2
2016	HOU	10	10	192	824	4.3	45	3	24	133	5.5	16	1
<b>Totals</b>		<b>71</b>	<b>58</b>	<b>830</b>	<b>3,754</b>	<b>4.5</b>	<b>97t</b>	<b>22</b>	<b>141</b>	<b>1,020</b>	<b>7.2</b>	<b>54t</b>	<b>4</b>

### ADDITIONAL STATISTICS

Fumbles/Lost (6/5): 2013 - 1/1; 2014 - 3/3; 2015 - 1/1; 2016 - 1/0 | Fumble Recoveries (4): 2014 - 1; 2015 - 1; 2016 - 2

### CAREER GAME HIGHS

Rushing Att.: 28 vs. CHI, 9/11/16 | Rushing Yards: 178 vs. NYJ, 12/28/14 | Rushing TD: 2, 2x - last: vs. NYG, 12/14/15  
 Rushing Long: 97t vs. NYJ, 12/28/14 | Receptions: 7 at BUF, 11/8/15 | Receiving Yards: 97 at BUF, 11/8/15  
 Receiving TDs: 1, 4x - last: vs. IND, 10/16/16 | Receiving Long: 54t vs. HOU, 10/25/15

avg.) and one touchdown while catching three passes for 61 yards (20.3) and a 54-yard receiving touchdown in win vs. Houston (10/25)

- His 12.50 yards per carry average was the fourth-highest single-game rushing average in team history (minimum 10 attempts)
- Scored twice and totaled 44 rushing yards on 12 carries (3.7 avg.) at Buffalo (11/8)
- Totaled 20 carries for 113 yards (5.7 avg.) in win vs. Baltimore (12/6)
- Rushed for 89 yards on 12 carries (7.4 avg.) and two scores vs. N.Y. Giants (12/14)

### 2014 (Miami 16/16):

- Played in and started all 16 games
- Led the Dolphins in rushing with 216 carries for 1,099 yards (5.09 avg.) and eight touchdowns
- Added 38 catches for 275 yards and one touchdown
- Led the Dolphins in rushing on 14 occasions during the season
- Became the first Dolphins player to eclipse the 1,000-yard rushing mark since RB Reggie Bush in 2011 and posted the eighth-highest single-season total in Miami history
- Rushed 11 times for 59 yards and added four receptions for 19 yards and one touchdown, the first touchdown reception of his career, vs. New England (9/7)
- Rushed for 108 yards vs. Kansas City (9/21)
- Carried the ball 12 times for 64 yards with two rushing touchdowns at Oakland in London (9/28), which marked the first multi-rushing touchdown game of his career
- Rushed 14 times for 53 yards and one touchdown vs. Green Bay (10/12)



## LAMAR MILLER

- Rushed for 61 yards on 18 carries and one touchdown at Chicago (10/19), which marked the third consecutive game he scored a rushing touchdown
- Closed the season by rushing 19 times for a career-high 178 yards and one touchdown vs. N.Y. Jets (12/28)
- It was the sixth-highest single-game rushing total in the NFL and the fifth-most in the AFC in 2014
- In addition, his 9.37 yards per rush (19-178) against the N.Y. Jets was the highest single-game average in the NFL in 2014 among all running backs with a minimum of 15 carries
- Recorded a 97-yard touchdown run in the third quarter vs. the N.Y. Jets (12/28), which was tied for the third-longest run in NFL history, behind the 98-yard run by RB Ahman Green of Green Bay in 2003 and RB Tony Dorsett's 99-yard run for the Dallas Cowboys in 1982
- Finished the 2014 season ranked among the NFL leaders in every major rushing statistic
- His 1,099 yards were 10th in the NFL and fifth in AFC
- His eight rushing touchdowns were tied for eighth in the NFL and tied for second in the AFC
- His 5.09 average per carry was fifth in the NFL and second in the AFC overall and second in the NFL and AFC among running backs

### 2013 (Miami 16/15):

- Played in all 16 games with 15 starts
- Led the Dolphins in rushing with 177 carries for 709 yards and two touchdowns
- Added 26 catches for 170 yards
- Led the team in rushing on 11 occasions
- Led the Dolphins in rushing with 14 carries for 69 yards and one touchdown, coming on a 10-yard run, and added two catches for six yards at Indianapolis (9/15)
- Led the Dolphins in rushing with eight carries for 62 yards, including a season-long 49-yard run vs. Atlanta (9/22)
- Had 11 carries for 62 yards and one touchdown and added one catch for six yards at New Orleans (9/30)
- Posted nine carries for 43 yards, including a 30-yard run, vs. Buffalo (10/20)
- Recorded 18 carries for 89 yards and added three catches for 23 yards at New England (10/27)
- Posted 16 carries for 105 yards, including a 41-yard run, and added four catches for 24 yards vs. Cincinnati (10/31)
- It marked the first 100-yard rushing performance of his NFL career
- Gained 72 yards on 22 carries and added one catch for 13 yards at N.Y. Jets (12/1)
- Had 15 carries for 61 yards vs. New England (12/15)
- Led the team with 17 carries for 73 yards and added one catch for four yards vs. N.Y. Jets (12/29)

### 2012 (Miami 13/1):

- Played in 14 games with one start as a rookie
- Was inactive for two games
- Recorded 51 carries for 250 yards and one touchdown
- Added six receptions for 45 yards
- Made NFL debut in a reserve role vs. Oakland (9/16) and had ten carries for 65 yards and one touchdown
- His touchdown came on a 15-yard run in the fourth quarter, the first touchdown of his career
- It was the first time a Dolphins rookie had a rushing touchdown since Ronnie Brown in 2005
- His first NFL carry came on a five-yard run in the first quarter
- Registered nine carries for 48 yards, including a 22-yard run, vs. N.Y. Jets (9/23)
- Had three carries for 12 yards and added two catches for 13 yards, the first two receptions of his NFL career, vs. Tennessee (11/11)
- Made the first start of his NFL career at San Francisco (12/9)
- Led the Dolphins in rushing with ten carries for season-high 73 yards, including a long run of 28 yards, vs. Buffalo (12/23)

### COLLEGE:


- Two-year letterman (2010-11) and one-year starter at the University of Miami (Fla.) after redshirting the 2009 campaign
- Played in 23 career games with 13 starts
- Recorded 335 carries for 1,918 yards (5.7 avg.) with 15 touchdowns
- Caught 28 passes for 181 yards (6.5 avg.) and one score
- Added 15 kickoff returns for 376 yards (25.1 avg.) and a touchdown and three punt returns for 16 yards (5.3 avg.)
- Ran for more than 100 yards nine times during his career
- Started 12 games as a redshirt sophomore in 2011
- Named as a first-team All-Atlantic Coast Conference selection
- Rushed for 1,272 yards on 227 carries (5.6 avg.) and nine touchdowns
- Became the first Miami running back since Willis McGahee in 2002 to rush for more than 1,000 yards in a season
- It was the third-best single-season rushing total in program history, behind Willis McGahee (1,753 yards in 2002) and Edgerrin James (1,416 in 1998)
- Added 17 receptions for 85 yards (5.0 avg.) and a score
- Also returned seven kickoffs for 162 yards (23.4 avg.)
- Was the only back in country with a rush of 40 yards or more through each of the first four games of the season

- Rushed for 100-plus yards in each of first five games of season
- Played in 11 games with one start as a redshirt freshman in 2010
- Recorded 108 carries for 646 yards (6.0 avg.) and six touchdowns
- Added 11 receptions for 96 yards (8.7 avg.)
- Had eight kickoff returns for 214 yards (26.8 avg.) and a touchdown
- Also returned three punts for 16 yards
- Was twice named ACC Rookie of the Week
- Majored in liberal arts

### PERSONAL:

- Attended Miami (Fla.) Killian High School
- Named first-team All-State recognition as a senior
- Led Miami-Dade in rushing with 217 carries for 1,749 yards and 22 touchdowns
- Earned second-team All-State honors as a junior
- Amassed 154 carries for 1,126 yards with 12 scores
- Also lettered in basketball and track and field
- Held a summer job while in high school at what was then called the Miami MetroZoo (it became Zoo Miami in the summer of 2010)
- Grew up a fan of the Miami Hurricanes
- Lists "Martin" and "The Jamie Foxx Show" as favorite television shows and Meek Mill as favorite recording artist
- Worked with local schools in team's bowling, Dave & Buster's, mini-golf and go-karting events
- Participated in the Miami Dolphins Foundation's Fins Weekend events
- Walked in support of WalkAbout Autism event at Sun Life Stadium
- Born April 25, 1991 in Miami, Fla.

# TEXANS BIOS



## COREY MOORE

SAFETY | 6-2 | 200 | GEORGIA

Hometown: Griffin, Ga. | 1st NFL Season | 1st with Texans | Age: 23  
 Acquired: CFA-'15 | 2016 GP/GS: 10/3 | Career GP/GS (Playoffs): 11/3 (1/0)  
 Teams: Houston 2015-16

# 43

### TRANSACTIONS:

Signed by the Houston Texans as a college free agent on May 11, 2015...Waived by the Texans on Sept. 5, 2015...Signed to the Texans practice squad on Sept. 8, 2015...Signed to the Texans active roster on Dec. 29, 2015.

### 2016 (Houston 10/3):

- Played exclusively on special teams in Weeks 1-3
- Recorded one special teams tackle vs. Kansas City (9/18) in Week 2
- Saw his first action of the season on defense and contributed on special teams vs. Tennessee (10/2) in Week 4
- Saw his most significant action on defense and registered the first two tackles (one solo) of his career at Minnesota (10/9)
- Made the first start of his career and notched a career-high four tackles (two solo) vs. Indianapolis (10/16) in Week 6
- Started at Denver (10/24) in Week 7 and recorded two tackles (one solo)
- Made a third consecutive start and finished with three solo tackles and the first two passes defended of his career vs. Detroit (10/30) in Week 8
- Played exclusively on special teams at Jacksonville (11/13) in Week 10
- Recorded one solo tackle, a pass defended and a special teams tackle at Oakland (11/21) in Week 11

### 2015 (Houston 1/0, 1/0):

- Signed to the Texans active roster on Dec. 29 after spending all season on the practice squad
- Made his NFL debut vs. Jacksonville (1/3/16) and had one special teams tackle

### COLLEGE:

- Played four seasons (2011-14) at the University of Georgia in Athens, Ga.
- Saw action in 12 games and made six starts in 2014, compiling 26 total tackles (20 solo)
- Recorded two career interceptions
- Appeared in 12 games (seven starts) in 2013, finishing with 35 tackles
- Recipient of the Erskine "Erk" Russell Football Scholarship (2011-13)
- Appeared in 14 games making one start (on offense) in 2012, and had 14 tackles, including one for a loss
- Appeared in 12 games in 2011

### PERSONAL:

- Attended Griffin (Ga.) High School and was coached by Steve Devoursney
- Majored in communication studies at Georgia
- 2010 Army All-America Team
- 2010 PrepStar Top 150 Dream Team
- SuperPrep All-America and All-Dixie teams
- ESPN.com four-star prospect, No. 15 DB nationally
- 2010 Atlanta Journal Constitution Top 50
- 2010 Georgia Athletic Coaches Association North-South All-Star Team
- 2010 Griffin Daily News All-Area ATH
- Backup quarterback as a senior
- Also lettered in basketball and track
- Born Jan. 28, 1993

## 2016 STATISTICS

REGULAR SEASON				TACKLES					SACKS		INTERCEPTIONS					FUMBLES				
Date	Opp	GP	GS	Tot	Solo	Asst	QBH	TFL	Sk	Yds	Int	Yds	Lg	TD	PD	FF	FR	Yds	TD	
9/11	CHI	1	0	0	0	0	0	0	0.0	0.0	0	0	0	0	0	0	0	0	0	0
9/18	KC	1	0	0	0	0	0	0	0.0	0.0	0	0	0	0	0	0	0	0	0	0
9/22	at NE	1	0	0	0	0	0	0	0.0	0.0	0	0	0	0	0	0	0	0	0	0
10/2	TEN	1	0	0	0	0	0	0	0.0	0.0	0	0	0	0	0	0	0	0	0	0
10/9	at MIN	1	0	2	1	1	0	0	0.0	0.0	0	0	0	0	0	0	0	0	0	0
10/16	IND	1	1	4	2	2	0	0	0.0	0.0	0	0	0	0	0	0	0	0	0	0
10/24	at DEN	1	1	2	1	1	0	0	0.0	0.0	0	0	0	0	0	0	0	0	0	0
10/30	DET	1	1	3	3	0	0	0	0.0	0.0	0	0	0	0	2	0	0	0	0	0
11/13	at JAX	1	0	0	0	0	0	0	0.0	0.0	0	0	0	0	0	0	0	0	0	0
11/21	at OAK	1	0	1	1	0	0	0	0.0	0.0	0	0	0	0	1	0	0	0	0	0
11/27	SD	-	-	-	-	-	-	-	-	-	-	-	-	-	-	-	-	-	-	-
12/4	at GB	-	-	-	-	-	-	-	-	-	-	-	-	-	-	-	-	-	-	-
12/11	at IND	-	-	-	-	-	-	-	-	-	-	-	-	-	-	-	-	-	-	-
12/18	JAX	-	-	-	-	-	-	-	-	-	-	-	-	-	-	-	-	-	-	-
12/24	CIN	-	-	-	-	-	-	-	-	-	-	-	-	-	-	-	-	-	-	-
1/1/17	at TEN	-	-	-	-	-	-	-	-	-	-	-	-	-	-	-	-	-	-	-
<b>Totals</b>		<b>10</b>	<b>3</b>	<b>12</b>	<b>8</b>	<b>4</b>	<b>0</b>	<b>0</b>	<b>0.0</b>	<b>0.0</b>	<b>0</b>	<b>0</b>	<b>0</b>	<b>0</b>	<b>3</b>	<b>0</b>	<b>0</b>	<b>0</b>	<b>0</b>	<b>0</b>

### ADDITIONAL STATISTICS

Special Teams Tackles: 3

## CAREER STATISTICS

REGULAR SEASON				TACKLES					SACKS		INTERCEPTIONS					FUMBLES				
Year	Team	GP	GS	Tot	Solo	Asst	QBH	TFL	Sk	Yds	Int	Yds	Lg	TD	PD	FF	FR	Yds	TD	
2015	HOU	1	0	0	0	0	0	0	0.0	0.0	0	0	0	0	0	0	0	0	0	0
2016	HOU	10	3	12	8	4	0	0	0.0	0.0	0	0	0	0	3	0	0	0	0	0
<b>Totals</b>		<b>11</b>	<b>3</b>	<b>8</b>	<b>4</b>	<b>4</b>	<b>0</b>	<b>0</b>	<b>0.0</b>	<b>0.0</b>	<b>0</b>	<b>0</b>	<b>0</b>	<b>0</b>	<b>0</b>	<b>0</b>	<b>0</b>	<b>0</b>	<b>0</b>	<b>0</b>

POSTSEASON				TACKLES					SACKS		INTERCEPTIONS					FUMBLES				
Year	Team	GP	GS	Tot	Solo	Asst	QBH	TFL	Sk	Yds	Int	Yds	Lg	TD	PD	FF	FR	Yds	TD	
2015	HOU	1	0	0	0	0	0	0	0.0	0.0	0	0	0	0	0	0	0	0	0	0
<b>Totals</b>		<b>1</b>	<b>0</b>	<b>0</b>	<b>0</b>	<b>0</b>	<b>0</b>	<b>0</b>	<b>0.0</b>	<b>0.0</b>	<b>0</b>	<b>0</b>	<b>0</b>	<b>0</b>	<b>0</b>	<b>0</b>	<b>0</b>	<b>0</b>	<b>0</b>	<b>0</b>

### ADDITIONAL STATISTICS

Special Teams Tackles (4): 2015 - 1; 2016 - 3



## KEITH MUMPHERY

WIDE RECEIVER | 6-0 | 210 | MICHIGAN STATE

Hometown: Vienna, Ga. | 2nd NFL Season | 2nd with Texans | Age: 24  
 Acquired: D5-'15 | 2016 GP/GS: 5/0 | Career GP/GS (Playoffs): 21/3 (1/0)  
 Teams: Houston 2015-16

# 12

### TRANSACTIONS:

Selected by the Houston Texans with the 39th pick in the fifth round (175th overall) of 2015 NFL Draft.

### 2016 (Houston 5/0):

- Inactive for Weeks 1 and 2
- Played six snaps on offense and contributed on special teams at New England (9/22) in Week 3
- Played exclusively on special teams vs. Tennessee (10/2) in Week 4
- Inactive for Week 5 at Minnesota (10/9)
- Saw action primarily on special teams vs. Indianapolis (10/16) in Week 6
- Inactive for Week 7 at Denver (10/24) and Week 8 vs. Detroit (10/30)
- Played 20 snaps on offense and contributed on special teams but did not record any statistics at Jacksonville (11/13) in Week 10
- Caught his first two passes of the season for 12 yards at Oakland (11/21) in Week 11

### 2015 (Houston 16/3, 1/0):

- Caught two passes for 23 yards (11.5 avg) and a long of 17 vs. Kansas City (9/13)
- Also made one special teams tackle (9/13)
- Recorded his first career reception for six yards in the first quarter vs. Kansas City (9/13)
- Returned four punts for 14 yards (9/13)
- Returned six punts for a single-game career-high 58 yards (9.7 avg.) at Carolina (9/20). Totaled the most punt return yards for the Texans since WR Keshawn Martin posted 70 vs. Denver on Dec. 22, 2013
- Returned three kickoffs for 70 yards (23.3 avg.) at Atlanta (10/4), the highest totals by any Texans player in 2015
- Compiled career highs of four receptions for 56 yards at Atlanta (10/4)
- Caught a career-long 26-yard pass in the third quarter at Atlanta (10/4)
- Made his first career start vs. Indianapolis (10/8)
- Recorded a 41-yard kickoff return in the first quarter at Miami (10/25), a personal career-long and season-long for the Texans. It marked the team's longest kickoff return since another 41-yard kickoff return in Week 4 of the 2014 season
- Totaled a single-game career-high 88 kickoff return yards and added 21 punt return yards for a total of 109 combined return yards at Miami (10/25), which is the most by a Texans player since WR Keshawn Martin tallied 187 combined return yards vs. Oakland on Nov. 17, 2013
- Totaled 10 punt return yards and 64 kickoff return yards at Cincinnati (11/16)
- Passed RB Vernand Morency (437) for the third-most combined (punt and kickoff) return yards by a rookie in franchise history
- Finished the game vs. N.Y. Jets (11/22) with five punt returns for 24 yards
- Tallied 83 combined return yards (52 kickoff, 31 punt) vs. New Orleans (11/29) and surpassed 500 for the season
- Returned four punts for 37 yards (9.3 avg.) at Tennessee (12/27)
- Logged a season-long 20-yard punt return in the second quarter at Tennessee (12/27)

### COLLEGE:

- Played four seasons (2011-14) at Michigan State University in East Lansing, Mich. after redshirting the 2010 campaign
- Three-year starter at flanker and four-year letterwinner who recorded 88 catches for 1,348 yards (15.3 avg.) and seven touchdowns in 54 career games, including 26 starts
- Also had 14 carries for 125 yards (8.9 avg.) and one touchdown in his career

## 2016 OFFENSIVE STATISTICS

REGULAR SEASON				RECEIVING					RUSHING				
Date	Opp	GP	GS	Rec	Yds	Avg	Lg	TD	Att	Yds	Avg	Lg	TD
9/11	CHI					INACTIVE							
9/18	KC					INACTIVE							
9/22	at NE	1	0	0	0	0.0	0	0	0	0	0.0	0	0
10/2	TEN	1	0	0	0	0.0	0	0	0	0	0.0	0	0
10/9	at MIN					INACTIVE							
10/16	IND	1	0	0	0	0.0	0	0	0	0	0.0	0	0
10/24	at DEN					INACTIVE							
10/30	DET					INACTIVE							
11/13	at JAX	1	0	0	0	0.0	0	0	0	0	0.0	0	0
11/21	at OAK	1	0	2	12	6.0	8	0	0	0	0.0	0	0
11/27	SD	-	-	-	-	-	-	-	-	-	-	-	-
12/4	at GB	-	-	-	-	-	-	-	-	-	-	-	-
12/11	at IND	-	-	-	-	-	-	-	-	-	-	-	-
12/18	JAX	-	-	-	-	-	-	-	-	-	-	-	-
12/24	CIN	-	-	-	-	-	-	-	-	-	-	-	-
1/1/17	at TEN	-	-	-	-	-	-	-	-	-	-	-	-
<b>Totals</b>		<b>5</b>	<b>0</b>	<b>2</b>	<b>12</b>	<b>6.0</b>	<b>8</b>	<b>0</b>	<b>0</b>	<b>0</b>	<b>0.0</b>	<b>0</b>	<b>0</b>

## CAREER OFFENSIVE STATISTICS

REGULAR SEASON				RECEIVING					RUSHING				
Year	Team	GP	GS	Rec	Yds	Avg	Lg	TD	Att	Yds	Avg	Lg	TD
2015	HOU	16	3	14	129	21.5	26	0	0	0	0.0	0	0
2016	HOU	5	0	2	12	6.0	8	0	0	0	0.0	0	0
<b>Totals</b>		<b>21</b>	<b>3</b>	<b>16</b>	<b>141</b>	<b>8.8</b>	<b>26</b>	<b>0</b>	<b>0</b>	<b>0</b>	<b>0.0</b>	<b>0</b>	<b>0</b>
POSTSEASON				RECEIVING					RUSHING				
Year	Team	GP	GS	Rec	Yds	Avg	Lg	TD	Att	Yds	Avg	Lg	TD
2015	HOU	1	0	0	0	0.0	0	0	0	0	0.0	0	0
<b>Totals</b>		<b>1</b>	<b>0</b>	<b>0</b>	<b>0</b>	<b>0.0</b>	<b>0</b>	<b>0</b>	<b>0</b>	<b>0</b>	<b>0.0</b>	<b>0</b>	<b>0</b>

### CAREER GAME HIGHS

Receptions: 4, 2x – last: vs. IND, 10/8/15 | Receiving Yards: 56 at ATL, 10/4/15 | Receiving Long: 26 at ATL, 10/4/15

## CAREER RETURN STATISTICS

REGULAR SEASON				KICKOFFS					PUNTS					
Year	Team	GP	GS	KR	Yds	Avg	Lg	TD	PR	Yds	Avg	Lg	TD	FC
2015	HOU	16		14	338	24.1	41	0	36	280	7.8	20	0	14
<b>Totals</b>		<b>16</b>		<b>14</b>	<b>338</b>	<b>24.1</b>	<b>41</b>	<b>0</b>	<b>36</b>	<b>280</b>	<b>7.8</b>	<b>20</b>	<b>0</b>	<b>14</b>
POSTSEASON				KICKOFFS					PUNTS					
Year	Team	GP	GS	KR	Yds	Avg	Lg	TD	PR	Yds	Avg	Lg	TD	FC
2015	HOU	1		0	0	0.0	0	0	0	0	0.0	0	0	3
<b>Totals</b>		<b>1</b>		<b>0</b>	<b>0</b>	<b>0.0</b>	<b>0</b>	<b>0</b>	<b>0</b>	<b>0</b>	<b>0.0</b>	<b>0</b>	<b>0</b>	<b>3</b>

### ADDITIONAL STATISTICS

Special Teams Tackles: 4 | Fumble Recoveries: 3 (Weeks 1, 11 and 12) | Misc. Tackles: 1

### CAREER GAME HIGHS

Kick Returns: 3, 3x – last: at CIN, 11/16/15 | Kick Return Yards: 88 at MIA, 10/25/15 | Kick Return Long: 41 at MIA, 10/25/15  
 Punt Returns: 6 at CAR, 9/20/15 | Punt Return Yards: 58 at CAR, 9/20/15 | Punt Return Long: 20 at TEN, 12/27/15

- Started in 11 of 13 games for the Spartans as a senior in 2014 and ranked second on the team in receiving yards (495) and tied for fourth in receptions (26) and scored four touchdowns (three receiving, one rushing)
- Won the Clarence Underwood Sportsmanship Award in 2014
- Had 18 catches for 299 yards (16.6 avg.) and three touchdowns in 2013
- Academic All-Big Ten honoree in 2012 and 2013
- Recipient of MSU's Football Player Association's Community Service & Outreach Award in 2013 and 2014
- Led the team in receptions (42) and ranked second in receiving yards (515) in 2012

## **KEITH MUMPHERY**

- Saw action in all 13 games, including 12 starting assignments at flanker in 2012
- Tied for team lead with seven catches of 20-plus yards and 28 first-down catches in 2012
- Honored with the Harold & Raynor Shnyder Office of the Provost Award at the Spartan Academic Excellence Gala in 2011
- Saw action in all 14 games, primarily on special teams, to earn his first letter in 2011
- Redshirted the 2010 season, but presented the 2010 Jim Adams Award and selected Scout Team Offensive Player of the Year

### **PERSONAL:**

- Two-year starter for Coach Darryl Silas at Dooly County High School in Vienna, Ga.
- Named to SuperPrep's All-Dixie and PrepStar's All-Southeast Teams
- Had 37 receptions for 611 yards (16.5 avg.) and 16 touchdowns as a senior
- Caught nine passes for 123 yards and two scores vs. Northeast Macon in 2009
- Earned first-team all-state honors from The Atlanta Journal-Constitution as a junior
- 2008 honorable mention all-state pick by The Associated Press and Georgia Sports Writers Association
- Selected first-team All-Middle Georgia as a junior when he had 49 catches for 970 yards (19.8 avg.) and 14 touchdowns in 2008
- Recorded 78 tackles and two interceptions, returning one for a touchdown as a junior

# TEXANS BIOS



## ROBERT NELSON

CORNERBACK | 5-10 | 170 | ARIZONA STATE

Hometown: Suwanee, Ga. | 2nd NFL Season | 1st with Texans | Age: 26  
 Acquired: FA-'15 | 2016 GP/GS: 5/0 | Career GP/GS (Playoffs): 12/0 (0/0)  
 Teams: Cleveland 2014; Arizona 2015; Houston 2015-16

# 32

### TRANSACTIONS:

Signed by the Cleveland Browns as a college free agent on May 19, 2014...Waived by the Browns on Sept. 5, 2015...Signed to the Arizona Cardinals practice squad on Sept. 8, 2015...Signed to the Cardinals active roster on Nov. 11, 2015...Waived by the Cardinals on Dec. 1, 2015...Signed to the Houston Texans practice squad on Dec. 30, 2015...Signed by the Texans on Jan. 11, 2016...Waived by the Texans on Sept. 3, 2016...Signed to the Texans practice squad on Sept. 4, 2016...Signed to the Texans active roster on Oct. 13, 2016.

### 2016 (Houston 5/0):

- Leads the team with seven special teams tackles in just five games played
- Spent Weeks 1-5 on the Texans practice squad
- Elevated from the practice squad to the active roster on Oct. 13
- Made his 2016 debut and intercepted Colts QB Andrew Luck in the second quarter for his first career interception vs. Indianapolis (10/16) in Week 6
- Also tied for the team lead with two special teams tackles vs. Indianapolis (10/16) in Week 6
- Contributed with one special teams tackle at Denver (10/24) in Week 7
- Led the team with a career-high three special teams tackles vs. Detroit (10/30) in Week 8
- Recorded a special teams tackle at Jacksonville (11/13) in Week 10
- Played exclusively on special teams at Oakland (11/21) in Week 11

### 2015 (Arizona 0/0; Houston 0/0):

- Spent training camp with the Browns before being signed to the Cardinals practice squad, where he spent Weeks 1-9
- Joined the Cardinals active roster in Week 10 and was active once in three games but did not see game action
- Signed to the Texans practice squad in Week 17

### 2014 (Cleveland 7/0):

- Appeared in seven games for the Browns while playing mostly on special teams

### COLLEGE:

- Played two seasons (2012-13) at Arizona State University in Tempe, Ariz. after redshirting the 2011 campaign and playing two seasons (2009-10) at the University of Louisiana at Monroe (La.)
- Registered 73 tackles, nine interceptions and two fumble recoveries in 27 games (14 starts) with the Sun Devils
- Led the team in 2013 with six interceptions, including one interception-return touchdown
- Started all 14 games, finishing with 57 tackles (44 solo) and 18 passes defended
- Named Pac-12 Player of the Week for his performance against Oregon State (Nov. 16), which included two interceptions, one interception-return touchdown and a blocked field goal
- Played in 13 games as a junior (one start)
- Totaled 16 tackles (13 solo), six passes defended and three interceptions
- Redshirted in 2011 after transferring from University of Louisiana-Monroe
- Totaled 55 tackles, 4.5 tackles for loss, two interceptions, one interception-return touchdown and a sack as a sophomore at UL-Monroe
- Played in five games as a true freshman, finishing with six tackles (five solo)
- Majored in criminal justice/sociology at Arizona State

### PERSONAL:

## 2016 STATISTICS

REGULAR SEASON				TACKLES					SACKS		INTERCEPTIONS					FUMBLES				
Date	Opp	GP	GS	Tot	Solo	Asst	QBH	TFL	Sk	Yds	Int	Yds	Lg	TD	PD	FF	FR	Yds	TD	
9/11	CHI																			
9/18	KC																			
9/22	at NE																			
10/2	TEN																			
10/9	at MIN																			
10/16	IND	1	0	0	0	0	0	0	0.0	0.0	1	0	0	0	1	0	0	0	0	0
10/24	at DEN	1	0	0	0	0	0	0	0.0	0.0	0	0	0	0	0	0	0	0	0	0
10/30	DET	1	0	0	0	0	0	0	0.0	0.0	0	0	0	0	0	0	0	0	0	0
11/13	at JAX	1	0	0	0	0	0	0	0.0	0.0	0	0	0	0	0	0	0	0	0	0
11/21	at OAK	1	0	0	0	0	0	0	0.0	0.0	0	0	0	0	0	0	0	0	0	0
11/27	SD	-	-	-	-	-	-	-	-	-	-	-	-	-	-	-	-	-	-	-
12/4	at GB	-	-	-	-	-	-	-	-	-	-	-	-	-	-	-	-	-	-	-
12/11	at IND	-	-	-	-	-	-	-	-	-	-	-	-	-	-	-	-	-	-	-
12/18	JAX	-	-	-	-	-	-	-	-	-	-	-	-	-	-	-	-	-	-	-
12/24	CIN	-	-	-	-	-	-	-	-	-	-	-	-	-	-	-	-	-	-	-
11/17	at TEN	-	-	-	-	-	-	-	-	-	-	-	-	-	-	-	-	-	-	-
<b>Totals</b>		<b>5</b>	<b>0</b>	<b>0</b>	<b>0</b>	<b>0</b>	<b>0</b>	<b>0</b>	<b>0.0</b>	<b>0.0</b>	<b>1</b>	<b>0</b>	<b>0</b>	<b>0</b>	<b>1</b>	<b>0</b>	<b>0</b>	<b>0</b>	<b>0</b>	<b>0</b>

### ADDITIONAL STATISTICS

Special Teams Tackles: 7

## CAREER STATISTICS

REGULAR SEASON				TACKLES					SACKS		INTERCEPTIONS					FUMBLES				
Year	Team	GP	GS	Tot	Solo	Asst	QBH	TFL	Sk	Yds	Int	Yds	Lg	TD	PD	FF	FR	Yds	TD	
2014	CLE	7	0	0	0	0	0	0	0.0	0.0	0	0	0	0	0	0	0	0	0	0
2015	ARI/HOU	0	0	0	0	0	0	0	0.0	0.0	0	0	0	0	0	0	0	0	0	0
2016	HOU	5	0	0	0	0	0	0	0.0	0.0	1	0	0	0	1	0	0	0	0	0
<b>Totals</b>		<b>12</b>	<b>0</b>	<b>0</b>	<b>0</b>	<b>0</b>	<b>0</b>	<b>0</b>	<b>0.0</b>	<b>0.0</b>	<b>1</b>	<b>0</b>	<b>0</b>	<b>0</b>	<b>1</b>	<b>0</b>	<b>0</b>	<b>0</b>	<b>0</b>	<b>0</b>

- Attended North Gwinnett High School in Suwanee, Ga., where he earned all-region accolades in three sports
- Earned first-team all-region in football, leading his team to a 13-2 record and a berth in the state championship game
- Totaled 26 tackles and a team-high 15 passes defended
- Returned two of three interceptions for touchdowns and returned two kicks for scores
- Also lettered in baseball, basketball, track and wrestling
- Given name is Robert Nelson Jr.
- Born in Lakeland, Fla.
- Got the nickname "Chevis" at a young age from his aunt
- Nelson's cousin, Ricky Barnum, was an offensive lineman and three-year letterman at the University of Michigan
- Previously worked at a car wash and as a cook at a barbecue restaurant
- Became the legal guardian of his nephew, Shakiah Taylor, and moved him to Arizona during his junior year at ASU

# TEXANS BIOS



## NICK NOVAK

KICKER | 6-0 | 200 | MARYLAND

Hometown: Charlottesville, Va. | 9th NFL Season | 2nd with Texans | Age: 35

Acquired: FA-15 | 2016 GP/GS: 10/0 | Career GP/GS (Playoffs): 105/0 (4/0)

Teams: WAS 2005; ARZ 2005; WAS 2006; KC 2008; SD 2011-14; HOU 2015-16

# 8

### TRANSACTIONS:

Signed by the Chicago Bears on April 29, 2005... Waived by the Bears on Aug. 29, 2005... Claimed by the Dallas Cowboys on Aug. 30, 2005... Waived by the Cowboys on Sept. 3, 2005... Signed by the Washington Redskins on Sept. 13, 2005... Waived by the Redskins on Nov. 5, 2005... Signed by the Arizona Cardinals on Dec. 3, 2005... Re-signed with the Cardinals on April 6, 2006... Waived by the Cardinals on Aug. 28, 2006... Signed by the Redskins on Oct. 10, 2006... Waived by the Redskins on Dec. 4, 2006... Re-signed with the Bears on Feb. 16, 2007... Waived by the Bears on Aug. 27, 2007... Signed by the Kansas City Chiefs on March 4, 2008... Waived by the Chiefs on Oct. 21, 2008... Signed by the San Diego Chargers on April 27, 2010... Waived by the Chargers on Sept. 4, 2010... Signed by N.Y. Jets on Feb. 9, 2011... Waived by the Jets on Aug. 30, 2011... Signed by the Chargers on Sept. 13, 2011... Released by the Chargers on Aug. 31, 2012... Re-signed with the Chargers on Sept. 29, 2012... Signed contract extension with the Chargers on March 12, 2013... Released by the Chargers on Sept. 5, 2015... Signed by the Houston Texans on Sept. 29, 2015... Re-signed with the Texans on March 10, 2016.

### CAREER:

- Played for the Dallas Cowboys, Washington Redskins, Arizona Cardinals, San Diego Chargers, Kansas City Chiefs, and N.Y. Jets of the NFL, as well as the Cologne Centurions and Florida Tuskers, before joining the Texans
- Signed by the Chicago Bears and allocated to NFL Europa where he was the placekicker for the Cologne Centurions in NFL Europa's final season in 2007
- Set the UFL record for the longest field goal with a 54-yarder in his United Football League debut against the Las Vegas Locomotives in 2010
- Kicked two successful 50-plus-yard field goals in a game for the first time in his career vs. Jacksonville (1/3/16)

### 2016 (Houston 10/0):

- Scored 11 total points (three FGs, two PATs), which marked his fourth straight regular season game with 10-or-more points scored, dating back to Week 15 of the 2015 season, vs. Chicago (9/11)
- Made 4-of-5 field goals and one PAT for a season-high 13 points, marking his fifth straight regular season game with 10-or-more points, dating back to Week 15 of the 2015 season, vs. Kansas City (9/18)
- Connected on 2-of-3 field goal attempts, including a career-high-tying 53-yarder, and 3-of-3 PATs for nine total points vs. Tennessee (10/2) in Week 4
- Played in his 100th NFL game and scored seven points after making 2-of-3 field goals and one PAT at Minnesota (10/9) in Week 5
- Scored eight points on two field goals and two extra points, including a game-winning 33-yard field goal in overtime, vs. Indianapolis (10/16)
- Scored nine total points after converting 3-of-3 field goals at Denver (10/24) in Week 7
- Made 2-of-2 field goal attempts and 2-of-2 PAT attempts for eight total points vs. Detroit (10/30) in Week 8
- Scored eight total points after connecting on 2-of-2 field goal attempts and 2-of-2 PAT attempts at Oakland (11/21) in Week 11

## 2016 STATISTICS

REGULAR SEASON			FIELD GOALS					PAT				KICKOFFS			
Date	Opp	GP	FG	FGA	Pct	Lg	Blk	PAT	PATA	Pct	Blk	Pts	KO	TB	Pct
9/11	CHI	1	3	3	100.0	38	0	2	2	100.0	0	11	6	1	16.7
9/18	KC	1	4	5	80.0	43	0	1	1	100.0	0	13	6	0	0.0
9/22	at NE	1	0	0	0.0	0	0	0	0	0.0	0	0	1	0	0.0
10/2	TEN	1	2	3	66.7	53	0	3	3	100.0	0	9	6	0	0.0
10/9	at MIN	1	2	3	66.7	38	0	1	1	100.0	0	7	2	0	0.0
10/16	IND	1	2	2	100.0	33	0	2	3	66.7	0	8	6	0	0.0
10/24	at DEN	1	3	3	100.0	43	0	0	0	0.0	0	9	4	3	75.0
10/30	DET	1	2	2	100.0	36	0	2	2	100.0	0	8	5	0	0.0
11/13	at JAX	1	1	3	33.3	51	0	3	3	100.0	0	6	5	3	60.0
11/21	at OAK	1	2	2	100.0	32	0	2	2	100.0	0	8	5	5	100.0
11/27	SD	-	-	-	-	-	-	-	-	-	-	-	-	-	-
12/4	at GB	-	-	-	-	-	-	-	-	-	-	-	-	-	-
12/11	at IND	-	-	-	-	-	-	-	-	-	-	-	-	-	-
12/18	JAX	-	-	-	-	-	-	-	-	-	-	-	-	-	-
12/24	CIN	-	-	-	-	-	-	-	-	-	-	-	-	-	-
1/1/17	at TEN	-	-	-	-	-	-	-	-	-	-	-	-	-	-
<b>Totals</b>		<b>10</b>	<b>21</b>	<b>26</b>	<b>80.8</b>	<b>53</b>	<b>0</b>	<b>16</b>	<b>17</b>	<b>94.1</b>	<b>0</b>	<b>79</b>	<b>46</b>	<b>12</b>	<b>26.1</b>

### ADDITIONAL STATISTICS

Special Teams Tackles: 1

## CAREER STATISTICS

REGULAR SEASON			FIELD GOALS					PAT				KICKOFFS			
Date	Team	GP	FG	FGA	Pct	Lg	Blk	PAT	PATA	Pct	Blk	Pts	KO	TB	Pct
2005	WAS	5	5	7	71.4	40	2	15	15	100.0	0	30	24	0	0.0
2005	ARI	5	3	3	100.0	35	0	0	0	0.0	0	9	24	1	4.2
2006	WAS	6	5	10	50.0	47	0	10	10	100.0	0	25	20	0	0.0
2008	KC	6	6	10	60.0	43	0	7	7	100.0	0	25	20	0	0.0
2011	SD	15	27	34	79.4	53	0	41	42	97.6	1	122	84	30	35.7
2012	SD	13	18	20	90.0	51	0	33	33	100.0	0	87	60	22	36.7
2013	SD	16	34	37	91.9	50	2	42	42	100.0	0	144	92	18	19.6
2014	SD	16	22	26	84.6	52	1	40	40	100.0	0	106	78	10	12.8
2015	HOU	13	18	21	85.7	51	0	29	31	93.5	0	83	61	23	37.7
2016	HOU	10	21	26	80.8	53	0	16	17	94.1	0	79	46	12	26.1
<b>Totals</b>		<b>105</b>	<b>159</b>	<b>194</b>	<b>82.0</b>	<b>53</b>	<b>5</b>	<b>233</b>	<b>236</b>	<b>98.7</b>	<b>1</b>	<b>710</b>	<b>470</b>	<b>115</b>	<b>24.5</b>

### POSTSEASON

Date	Team	GP	FG	FGA	Pct	Lg	Blk	PAT	PATA	Pct	Blk	Pts	KO	TB	Pct
2013	SD	2	3	4	75.0	30	0	5	5	100.0	0	14	10	0	0.0
2015	HOU	1	0	0	0.0	0	0	0	0	0.0	0	0	1	0	0.0
<b>Totals</b>		<b>3</b>	<b>3</b>	<b>4</b>	<b>75.0</b>	<b>30</b>	<b>0</b>	<b>5</b>	<b>5</b>	<b>100.0</b>	<b>0</b>	<b>14</b>	<b>11</b>	<b>0</b>	<b>0.0</b>

### ADDITIONAL STATISTICS

Special Teams Tackles (11): 2005 - 2; 2006 - 1; 2012 - 1; 2013 - 5; 2015 - 1; 2016 - 1

### CAREER GAME HIGHS

FGs: 5 at DEN, 10/9/11 | FG Attempts: 5, 4x – last: vs. KC, 9/18/16 | FG Long: 53, 2x – last: vs. TEN, 10/2/16  
PATs: 7 vs. SF, 10/23/05 | PAT Attempts: 7 vs. SF, 10/23/05 | Points: 17 at DEN, 10/9/11

### 2015 (Houston 13/0, 1/0):

- Signed by the Houston Texans on Sept. 29
- Made his season debut at Atlanta (10/4), missing one 53 yard field goal attempt and making all three extra point attempts
- Scored eight points in the game vs. Indianapolis (10/8)
- Made a 36-yard field goal in the first quarter, his first with the Texans, vs. Indianapolis (10/8)
- Connected on a 49-yard field goal attempt in the fourth quarter vs. Indianapolis (10/8)
- Scored seven points after making one field goal and four extra point attempts at Jacksonville (10/18)
- Made a 41-yard field goal in the second quarter to give the Texans a 10-7 lead at Jacksonville (10/18)
- Scored eight points on two made field goals and two made extra points vs. Tennessee (11/1)

## NICK NOVAK

- Made a 38-yard field goal in the second quarter to increase the Texans' lead to 10-3 vs. Tennessee (11/1)
- Kicked a 24-yard field goal through the uprights in the fourth quarter to extend the team's lead to 20-6 vs. Tennessee (11/1)
- Made a 22-yard field goal in the second quarter (11/16) to tie the game at three
- Finished with four points for the game at Cincinnati (11/16)
- Made a 20-yard field goal in the second quarter to give the Texans a 3-0 lead
- Added three extra points for a total of six points in the game vs. N.Y. Jets (11/22)
- Made a 34-yard field goal in the third quarter to give the Texans a 24-6 lead (11/29)
- Totaled six points on one made field goal and three extra points vs. New Orleans (11/29)
- Scored six points on two made field goals vs. New England (12/13)
- Increased his streak of consecutive field goals made to 10, dating back to Week 5 against Indianapolis (10/8)
- Made a 37-yard field goal in the first quarter, cutting the Patriots lead to 7-3 (12/13)
- Made a 45-yard field goal in the second quarter, cutting the Patriots lead to 10-6 (12/13)
- Made three field goals and one extra point for 10 points at Indianapolis (12/20), as he topped 600 career points
- Kicked a 22-yard field goal in the second quarter at Indianapolis (12/20) for the team's first points of the day
- Made a 46-yard field goal in the third quarter, cutting the Colts' lead to 10-6 at Indianapolis (12/20)
- Made a 32-yard field goal in the fourth quarter, increasing the Texans' lead to 16-10 at Indianapolis (12/20)
- Had 10 points scored after making four extra points and two field goals from 22 and 36 yards out at Tennessee (12/27)
- Scored 12 points on three made field goals and three extra points vs. Jacksonville (1/3/16)
- Finished the season with three straight games with 10-or-more points
- Kicked two successful 50-plus-yard field goals in a game for the first time in his career vs. Jacksonville (1/3/16)
- Made a 29-yard field goal in the first quarter to give the Texans a 3-0 lead vs. Jacksonville (1/3/16)
- Made a season-long 51-yard field goal in the second quarter to give the team a 20-3 lead vs. Jacksonville (1/3/16)
- Made another 51-yard field goal in the fourth quarter to give the Texans a 23-6 lead vs. Jacksonville (1/3/16)

### 2014 (San Diego 16/0):

- Hit 3-of-3 field goals in 30-21 win over defending Super Bowl champion Seattle Sept. 14, including makes of 50 and 43 yards (9/14)
- Third field goal from 28 yards with 16 seconds left in game was 21st-consecutive (dating to 2013), tying John Carney for third-longest streak in team history
- Named AFC Special Teams Player of Week after going 4-for-4 on field goals vs. Jacksonville (9/28) to reach 100 attempts needed to qualify for team's all-time field goal percentage list
- Improved to 89-of-101 for Chargers career and 88.1 pct conversion rate became highest in team history (Nate Kaeding, 87.0 pct.)
- Also versus Jaguars, scored 15 points to raise career total with Chargers to 393 to overtake Dennis ParTEE for seventh on the team's career scoring list
- Tied franchise record with 29th consecutive made field goal in fourth quarter at Oakland (10/12)
- Hit two field goals (24 and 48 yards) vs. Kansas City (10/19), 30th and 31st consecutive made field goals to set new team record, breaking previous mark of 29 set by John Carney (1992-93)
- 48-yarder tied game at 20-20 with 1:57 left in fourth quarter
- Nov. 16 vs. Oakland, had franchise-record streak of 32 consecutive made field goals came to end when he missed 48-yard field goal wide left vs. Oakland (11/16)
- Was first miss since Nov. 10, 2013
- Bounced back to hit season-long 52 yarder, one yard shy of career long, for final points in 13-6 win over Oakland (11/16)
- Matched season-long with 52-yard field goal at Baltimore (11/30)
- Took over punting duties after P Mike Scifres injured shoulder during second quarter blocked punt on NBC's Sunday Night Football vs. New England (12/7)
- Punted six times for 240 yards (40.0 avg.) with long of 51 and one inside 20
- 30-yard field goal in second quarter vs. Denver (12/14) was 100th make as a Charger
- Made 40-yard game-winning field goal in overtime in 38-35 win at San Francisco (12/20)

### 2013 (San Diego 16/0):

- All-AFC West by ESPN
- Went 11-for-11 from beyond 40 yards during regular season
- Hit 17 straight to close out year
- 144 total points and 34 field goals both third in league
- Hit 46-yard game-winner with seven seconds remaining to cap off 4-of-4 day in 33-30 win at Philadelphia Sept. 15
- Also hit from 49 and 44 vs. Eagles
- Three field goals for deciding points in 30-21 win vs. Dallas (9/29)
- Raised career field goals total to 53, breaking tie with George Blair (50) for fifth on team's all-time list
- AFC Special Teams Player of Week after 19-9 win over Indianapolis Oct. 14 on ESPN's MNF

- Scored 13 of team's 19 points and hit four field goals, including 50-yarder with 1:55 left in game to seal victory
- Two field goals and two extra points vs. Denver (11/10) to raise his career point total to 283, good for ninth on team's career scoring list, passing Paul Lowe (276) and Charlie Joiner (282)
- 76th-consecutive extra point on vs. Cincinnati (12/1), tying John Carney's (1991-93) mark for third-longest streak in team history
- Hit 69th, 70th and 71st field goals of Chargers career vs. N.Y. Giants (12/8) and tied Dennis ParTEE for fourth on team's career field goals list
- Broke tie with ParTEE with two field goals in 27-20 win at Denver (12/12)
- Named AFC Special Teams Player of Week after hitting 4-of-4 field goals, including 48-yarder in late third quarter vs. Oakland (12/22)
- Two field goals, including 36-yard game-winner in overtime to send Chargers to playoffs vs. Kansas City (12/29)
- They were 33rd and 34th field goals of season, tying John Carney's single-season record
- Scored nine points vs. Chiefs to raise career total to 353 and move into eighth on team's career scoring list, passing Gary Garrison (348)

### 2012 (San Diego 13/0):

- Hit from 24, 47 and 45 in season debut during 37-20 win at Kansas City (9/30)
- 32nd career field goal vs. Denver (10/15) to move into tie with Ray Wersching for seventh on team's career field goals list
- Two field goals, including 51-yarder, to move into tie with Steve Christie (42) for sixth on team's all-time list at Pittsburgh (12/9)
- 51-yard effort was only sixth of 50 yards or longer in history of Heinz Field
- Second 51-yarder of season in 27-17 win at N.Y. Jets (12/23)

### 2011 (San Diego 15/0):

- Career-high five field goals, including 51-yarder, in 29-24 win at Denver (10/9)
- Touchbacks on 7-of-8 kickoffs at Denver (10/9)
- 52-yarder vs. Green Bay (11/6)
- Career-long 53-yarder vs. Denver (11/27)
- 45-yard field goal Dec. 18 on NBC Sunday Night Football vs. Baltimore was team-record 11th make from 40 yards or longer
- 51-yard field goal at Oakland (11/12) was team-record fifth of season from 50+ yards

### 2008 (Kansas City 6/0):

- Season-high four field goals vs. Denver (9/28)

### 2006 (Washington 6/0):

- Season-long 47-yarder vs. Dallas (11/5)

### 2005 (Washington 5/0; Arizona 5/0):

- Game-winning 39-yard field goal for Washington vs. Seattle (10/2)

### COLLEGE:

- Played four seasons (2001-04) at the University of Maryland in College Park, Md. after redshirting the 2000 campaign
- Jim Tatum Award as top ACC senior student-athlete
- Honorable mention All-ACC in 2004
- ACC all-time leader and fifth in NCAA (393 career points) at graduation
- First-team All-ACC in '03 and '02
- School-record 125 points as sophomore
- Finished career 80-of-107 on field goals and 153-of-159 on extra points
- Redshirted in 2000
- Became the ACC's all-time leading scorer, kicking a field goal allowing him to surpass Scott Bentley's career total of 324 points
- Ended his college career with 393 points, best in the league and fifth-best all-time amongst kickers in the NCAA at the time of his graduation
- Awarded the Jim Tatum Award by the ACC, given annually to the top senior student-athlete among the league's football players
- Remains the only Maryland player to receive that award
- Two-time member of the All-ACC Academic Football team
- Three-time member of the ACC Honor Roll
- Made Maryland's Dean's List on three occasions
- Three-time CoSida Academic All-District selection
- Named the 2004 LeFrak Scholar, an honor given to a Maryland football player, basketball player and track athlete who "exhibits extraordinary athletic ability, leadership and athletic achievement."
- A member of the Maryland Alpha chapter of Phi Delta Theta at Maryland
- Selected to be commemorated in a special edition poster recognizing the top 30 figures in Maryland football history in 2007
- Degree in kinesiology

### PERSONAL:

- Two-time all-state kicker at Albemarle High in Charlottesville, Va.
- Born in San Diego
- Won soccer prep state championship on teams with twin brother, Chris

## NICK NOVAK

- Parents are Drs. Julie and Bob Novak, Professors at the University of Texas Health Science Center in San Antonio
- With an eye toward his post-football livelihood, participated in The NFL's Business Management and Entrepreneurial Program at the Harvard Business School in 2011





## BROCK OSWEILER

QUARTERBACK | 6-8 | 235 | ARIZONA STATE

Hometown: Coeur d'Alene, Idaho | 5th NFL Season | 1st with Texans | Age: 25  
 Acquired: UFA-'16 (DEN) | 2016 GP/GS: 10/10 | Career GP/GS (Playoffs): 31/17 (0/0)  
 Teams: Denver 2012-15; Houston 2016

# 17

### TRANSACTIONS:

Selected by the Denver Broncos with the 25th pick in the second round (57th overall) of the 2012 NFL Draft...Signed by the Houston Texans on March 10, 2016.

### CAREER:

- A fifth-year quarterback who completed 187-of-305 passes (61.3%) for 2,126 yards with 11 touchdowns in 21 games (seven starts) with Denver
- Led Denver to a 5-2 record in his seven starts in 2015, completing 170-of-275 passes (61.8%) for 1,967 yards with 10 touchdowns and six interceptions (86.4 rtg.)
- Selected as AFC Offensive Player of the Week after winning his first career NFL start at Chicago (11/22/15), completing 20-of-27 passes for 250 yards (74.1 pct.) and two touchdowns (127.1 rtg.)
- Named one of the NFLPA's Community MVPs in 2014 for his work with Rocky Mountain Hospital for Children
- Started 15-of-25 games played at Arizona State University and completed 412-of-680 (60.6%) passes for 5,082 yards with 33 touchdowns and 15 interceptions
- Left for the NFL after his junior campaign in which he opened all 13 contests for the Sun Devils and became just the fourth player in Pac-12 Conference history to throw for 4,000 yards
- Originally committed to attend Gonzaga University on a basketball scholarship before electing to pursue football instead at ASU
- Selected by the Broncos in the second round (57th overall) of the 2012 NFL Draft

### 2016 (Houston 10/10):

- Set career highs in games played (10), starts (10), completions (216), attempts (363), passing yards (2,061), passing touchdowns (12) and rushing yards (89)
- Started his first game as a Texan and completed 22-of-35 passes for 231 yards, two touchdowns, one interception and an 89.1 passer rating vs. Chicago (9/11)
- Completed 19-of-33 passes for 268 yards, one touchdown, two interceptions and a 68.8 passer rating vs. Kansas City (9/18) in Week 2
- Connected on 25-of-37 pass attempts for 254 yards, two touchdowns, two interceptions and an 82.5 passer rating vs. Tennessee (10/2) in Week 4
- Topped 3,000 passing yards for his career and threw two touchdowns in the first half of a game for the second time in his career, vs. Tennessee (10/2)
- Set season highs with 269 passing yards and a 90.7 passer rating and matched a season high with two touchdown passes vs. Indianapolis (10/16) in Week 6
- Engineered two touchdown drives with just over 7:00 to go in the fourth quarter to tie the game and led a game-winning drive in overtime vs. Indianapolis (10/16) in Week 6
- Completed 20-of-29 (single-game season-high 69.0% completion percentage) passes for 186 yards, one touchdown, one interception and an 83.4 passer rating vs. Detroit (10/30)
- Set single-season career highs in starts (8), pass attempts (297) and completions (176) vs. Detroit (10/30) in Week 8
- Completed 14-of-27 passes for 99 yards, two touchdowns, no interceptions and an 85.3 passer rating and rushed for a career-high 23 yards at Jacksonville (11/13) in Week 10
- His two touchdown passes at Jacksonville (11/13) marked his fourth multi-touchdown game of the season and sixth of his career
- Completed a season-high 26 passes on 39 attempts (66.7%) for 243 yards, one touchdown, one interception and an 81.5 passer rating. Also rushed for 19 yards on two carries at Oakland (11/21) in Week 11

### 2016 STATISTICS

REGULAR SEASON				PASSING										RUSHING					
Date	Opp	GP	GS	Att	Cmp	Pct	Yds	Yd/A	TD	Int	Lg	Sack	Lost	Rate	Att	Yds	Avg	Lg	TD
9/11	CHI	1	1	35	22	62.9	231	6.6	2	1	35	2	16	89.1	4	14	3.5	15	0
9/18	KC	1	1	33	19	57.6	268	8.1	1	2	53	2	14	68.8	2	-3	-1.5	-1	0
9/22	at NE	1	1	41	24	58.5	196	4.8	0	1	18	2	21	60.6	1	13	13.0	13	0
10/2	TEN	1	1	37	25	67.6	254	6.9	2	2	45	1	10	82.5	1	14	14.0	14	0
10/9	at MIN	1	1	42	19	45.2	184	4.4	1	1	25	4	29	56.1	0	0	0.0	0	0
10/16	IND	1	1	39	25	64.1	269	6.9	2	1	36	1	13	90.7	2	-4	-2.0	-1	0
10/24	at DEN	1	1	41	22	53.7	131	3.2	0	0	13	1	0	60.1	3	16	5.3	10	0
10/30	DET	1	1	29	20	69.0	186	6.4	1	1	23	3	22	83.4	3	-3	-1.0	-1	0
11/13	at JAX	1	1	27	14	51.9	99	3.7	2	0	16	1	7	85.3	3	23	7.7	11	0
11/21	at OAK	1	1	39	26	66.7	243	6.2	1	1	24	2	13	81.5	2	19	9.5	10	0
11/27	SD	-	-	-	-	-	-	-	-	-	-	-	-	-	-	-	-	-	-
12/4	at GB	-	-	-	-	-	-	-	-	-	-	-	-	-	-	-	-	-	-
12/11	at IND	-	-	-	-	-	-	-	-	-	-	-	-	-	-	-	-	-	-
12/18	JAX	-	-	-	-	-	-	-	-	-	-	-	-	-	-	-	-	-	-
12/24	CIN	-	-	-	-	-	-	-	-	-	-	-	-	-	-	-	-	-	-
1/1/17	at TEN	-	-	-	-	-	-	-	-	-	-	-	-	-	-	-	-	-	-
<b>Totals</b>		<b>10</b>	<b>10</b>	<b>363</b>	<b>216</b>	<b>59.5</b>	<b>2,061</b>	<b>5.7</b>	<b>12</b>	<b>10</b>	<b>53</b>	<b>19</b>	<b>145</b>	<b>74.9</b>	<b>21</b>	<b>89</b>	<b>4.2</b>	<b>15</b>	<b>0</b>

### ADDITIONAL STATISTICS

Fumbles/Lost: 5/1

### CAREER STATISTICS

REGULAR SEASON				PASSING										RUSHING					
Year	Team	GP	GS	Att	Cmp	Pct	Yds	Yd/A	TD	Int	Lg	Sack	Lost	Rate	Att	Yds	Avg	Lg	TD
2012	DEN	5	0	4	2	50.0	12	3.0	0	0	7	0	0	56.3	8	-13	-1.6	-1	0
2013	DEN	4	0	16	11	68.8	95	5.9	0	0	19	2	8	84.1	3	2	0.7	4	0
2014	DEN	4	0	10	4	40.0	52	5.2	1	0	38	0	0	90.4	8	0	0.0	4	0
2015	DEN	8	7	275	170	61.8	1,967	7.2	10	6	72t	23	151	86.4	21	61	2.9	8	1
2016	HOU	10	10	363	216	59.5	2,061	5.7	12	10	53	19	145	74.9	21	89	4.2	15	0
<b>Totals</b>		<b>31</b>	<b>17</b>	<b>668</b>	<b>403</b>	<b>60.3</b>	<b>4,187</b>	<b>6.3</b>	<b>23</b>	<b>16</b>	<b>72t</b>	<b>44</b>	<b>304</b>	<b>80.0</b>	<b>61</b>	<b>139</b>	<b>2.3</b>	<b>15</b>	<b>1</b>

### CAREER GAME HIGHS

Attempts: 51 vs. OAK, 12/13/15 | Completions: 35 vs. OAK, 12/13/15 | Completion Pct. (min. 20 attempts): 74.1 at CHI, 11/22/15  
 Passing Yards: 308 vs. OAK, 12/13/15 | Passing Touchdowns: 3 at PIT, 12/20/15 | Interceptions: 2, 3x - last: vs. TEN, 10/2/16  
 Passing Long: 72t vs. SD, 1/3/16 | Passer Rating: 127.1 at CHI, 11/22/15 | Rushing Attempts: 5 at PIT, 12/20/15  
 Rushing Yards: 23 at JAX, 11/13/16 | Rushing Long: 15 vs. CHI, 9/11/16 | Rushing Touchdowns: 1 at PIT, 12/20/15

- Set a single-season career-high in passing yards (2,061), passing his previous high of 1,967 in 2015, at Oakland (11/21)

### 2015 (Denver 8/7):

- Went 5-2 as a starter in the team's final seven games, finishing the regular season completing 170-of-275 (61.8%) for 1,967 yards with 10 touchdowns and six interceptions (86.4 rtg.)
- Active, but did not play in eight regular season games and three postseason contests
- Entered in the third quarter and completed 14-of-24 passes for 146 yards (58.3%) with one touchdown and one interception (72.6 rtg.) in addition to rushing three times for 18 yards (6.0 avg.) vs. Kansas City (11/15)
- Made his first NFL start at Chicago (11/22) on his 25th birthday and was named AFC Offensive Player of the Week after completing 20-of-27 passes (74.1 %) for 250 yards with two touchdowns (127.1 rtg.), which represented the second-best passer rating for a Broncos' quarterback making their starting debut
- Joined Head Coach Gary Kubiak as the last two quarterbacks drafted by the club to win their starting debut
- Led his first career fourth-quarter comeback, rallying from a 14-point fourth quarter deficit and finishing the game 23-of-42 for 270 yards with one touchdown and one interception (72.5 rtg.) vs. New England (11/29)
- Completed 16-of-26 passes (61.5%) for 166 yards with one touchdown and one interception (76.8 rtg.) at San Diego (12/6)
- Finished 35-of-51 (68.6%) passing with a career-best 308 yards vs. Oakland (12/13)
- Completed 21-of-44 passes (47.7%) for 296 yards with three touchdowns and one interception in addition to gaining 19 yards on five carries (3.8 avg.) and scoring on a 7-yard

## **BROCK OSWEILER**

run at Pittsburgh (12/20)

- Became just the third Broncos quarterback (John Elway twice; Peyton Manning once) to throw for at least three touchdowns and rush for one more in the same game and the first NFL quarterback since Manning at Dallas (10/6/13) to accomplish the feat in one half
- Led his second career game-winning drive that resulted in a Brandon McManus 37-yard field goal on the first possession of overtime vs. Cincinnati (12/28), finishing 27-of-39 (69.2%) for 299 yards with one touchdown (100.3 rtg.)
- Completed 14-of-22 passes for 232 yards (63.6%) with one touchdown and two interceptions (76.3 rtg.) in a little more than two quarters of action vs. San Diego (1/3)

### **2014 (Denver 4/0):**

- Saw action in four regular-season games, completing 4-of-10 passes for 52 yards with one-touchdown
- Saw his first game action of the year in the fourth quarter vs. San Francisco (10/19) and attempted one pass in nine offensive snaps played
- Named the NFLPA's Community MVP for the Week of Nov. 10 for his work with Rocky Mountain Hospital for Children
- Threw his first career touchdown pass—a 1-yarder to TE Virgil Green—in Denver's regular-season finale vs. Oakland (12/28)

### **2013 (Denver 4/0):**

- Appeared in four games, completing 11-of-16 passes (68.8%) for 95 yards
- Played one snap on the field-goal block unit in overtime at New England (11/24)
- Played the entire second half at Oakland (12/29) and completed 9-of-13 attempts (69.2%) for 85 yards

### **2012 (Denver 5/0):**

- Selected by Denver in the second round (57th overall) of the 2012 NFL Draft
- Played five games during his rookie season, completing 2-of-4 passes for 12 yards after earning the backup quarterback job out of training camp
- Saw his first regular-season NFL action on Denver's final snap of its 37-6 win vs. Oakland (9/30)
- Completed his first NFL pass for a 5-yard gain in Denver's regular-season finale vs. Kansas City (12/30)

### **COLLEGE:**

- Played three seasons (2009-11) at Arizona State University in Tempe, Ariz.
- Left for the NFL after his junior campaign in which he opened all 13 contests for ASU and became just the fourth player in Pac-12 Conference history to throw for 4,000 yards
- Played in 25 career games (15 starts) with the Sun Devils and completed 412-of-680 passes (60.6%) for 5,082 yards with 33 touchdowns and 15 interceptions
- Named a team captain as a junior in 2011 and totaled 4,036 yards on 326-of-516 (63.2%) passing with 26 touchdowns and 13 interceptions
- Set school records for completions, attempts and yards while his 26 scores through the air marked the fourth most in ASU history
- Ranked second in the Pac-12 Conference and 11th in the nation with 317.3 passing yards per game
- Became the first ASU true freshman quarterback to start a game since Jake Plummer in 1993 when he opened the Sun Devils' game at No. 14 Oregon (11/14/09)

### **PERSONAL:**

- Named the 2008-09 Gatorade State Player of the Year for Montana following his senior season at Flathead High School in Kalispell, Mont., after completing 189-of-303 (62.4%) passes for 2,703 yards with 29 touchdowns
- Averaged 24.9 points and 14.5 rebounds as a junior on the hardwood and was listed as a three-star basketball recruit by Scout.com
- Originally committed to Gonzaga University to play basketball before deciding to pursue football collegiately
- Studied sociology and political science at ASU
- Selected as one of the NFLPA's Community MVPs in 2014 for his work with Rocky Mountain Hospital for Children
- Born on Nov. 22, 1990, in Coeur d'Alene, Idaho

# TEXANS BIOS



## BRIAN PETERS

INSIDE LINEBACKER | 6-4 | 240 | NORTHWESTERN

Hometown: Pickerington, Ohio | 2nd NFL Season | 2nd with Texans | Age: 28  
 Acquired: FA-'15 | 2016 GP/GS: 6/0 | Career GP/GS (Playoffs): 18/0 (1/0)  
 Teams: Minnesota 2015; Houston 2015-16

# 52

### TRANSACTIONS:

Signed by the Minnesota Vikings on Feb. 23, 2015...Waived by the Vikings on Sept. 5, 2015...Signed to the Vikings practice squad on Sept. 6, 2015...Signed by the Houston Texans to the active roster on Sept. 30, 2015.

### CAREER:

- Broke into the NFL with Minnesota in 2015 before joining the Texans later in the season
- Developed into a key special teams player whose 17 special teams tackles in 2015 led the Texans and tied for the top total in the league
- Played one season with the Arena Football League's Iowa Barnstormers (2012) before spending two seasons with the Canadian Football League's Saskatchewan Roughriders (2013-14)
- Won the 101st Grey Cup with the Roughriders following the 2013 season. Recorded 5 special teams tackles in the game
- Just the 5th player in CFL history, and first Rider, to lead team in tackles and special teams tackles in the same season

### 2016 (Houston 6/0):

- Tied for second on the team in special teams tackles with six
- Saw action exclusively on special teams and recorded a special teams tackle in the season opener vs. Chicago (9/11)
- Notched two special teams tackles vs. Kansas City (9/18)
- Played on special teams at New England (9/22) in Week 3
- Recorded a special teams tackle vs. Tennessee in Week 4
- Registered the first two kickoffs of his career, a 66-yarder and 47-yarder, at Minnesota (10/9) in Week 5
- Inactive for Weeks 6-10 with an injury

### 2015 (Houston 12/0, 1/0):

- Signed by the Texans to their active roster on Sept. 30
- Made his NFL debut on special teams at Atlanta (10/4) and had one special teams tackle
- Made a special teams tackle vs. Indianapolis (10/8)
- Inactive in Week 6 at Jacksonville (10/18)
- Led the team with three special teams tackles, including two solo stops vs. N.Y. Jets (11/22)
- Led the team and ranked tied for first in the NFL with 17 special teams tackles

### COLLEGE:

- Played four seasons (2008-11) as a safety at Northwestern University in Evanston, Ill. after redshirting the 2007 campaign
- Started 34-of-52 career games played with the Wildcats, including the last 26 in succession
- Snagged 12 interceptions over his four-year career, including five as a senior in 2011
- Earned his degree in Learning and Organizational Change in 2011 from NU
- Went on to earn a master's of arts in sports marketing and public relations

### PERSONAL:

- Attended Pickerington (Ohio) Central High School
- Son of Jeff and Carla
- Father wrestled collegiately at Miami (Ohio) University

## 2016 STATISTICS

REGULAR SEASON				TACKLES					SACKS		INTERCEPTIONS					FUMBLES				
Date	Opp	GP	GS	Tot	Solo	Asst	QBH	TFL	Sk	Yds	Int	Yds	Lg	TD	PD	FF	FR	Yds	TD	
9/11	CHI	1	0	0	0	0	0	0	0.0	0.0	0	0	0	0	0	0	0	0	0	0
9/18	KC	1	0	0	0	0	0	0	0.0	0.0	0	0	0	0	0	0	0	0	0	0
9/22	at NE	1	0	0	0	0	0	0	0.0	0.0	0	0	0	0	0	0	0	0	0	0
10/2	TEN	1	0	0	0	0	0	0	0.0	0.0	0	0	0	0	0	0	0	0	0	0
10/9	at MIN	1	0	0	0	0	0	0	0.0	0.0	0	0	0	0	0	0	0	0	0	0
10/16	IND																			
10/24	at DEN																			
10/30	DET																			
11/13	at JAX																			
11/21	at OAK	1	0	0	0	0	0	0	0.0	0.0	0	0	0	0	0	0	0	0	0	0
11/27	SD	-	-	-	-	-	-	-	-	-	-	-	-	-	-	-	-	-	-	-
12/4	at GB	-	-	-	-	-	-	-	-	-	-	-	-	-	-	-	-	-	-	-
12/11	at IND	-	-	-	-	-	-	-	-	-	-	-	-	-	-	-	-	-	-	-
12/18	JAX	-	-	-	-	-	-	-	-	-	-	-	-	-	-	-	-	-	-	-
12/24	CIN	-	-	-	-	-	-	-	-	-	-	-	-	-	-	-	-	-	-	-
1/1/17	at TEN	-	-	-	-	-	-	-	-	-	-	-	-	-	-	-	-	-	-	-
<b>Totals</b>		<b>6</b>	<b>0</b>	<b>0</b>	<b>0</b>	<b>0</b>	<b>0</b>	<b>0</b>	<b>0.0</b>	<b>0.0</b>	<b>0</b>	<b>0</b>	<b>0</b>	<b>0</b>	<b>0</b>	<b>0</b>	<b>0</b>	<b>0</b>	<b>0</b>	<b>0</b>

### ADDITIONAL STATISTICS

Special Teams Tackles: 6

## CAREER STATISTICS

REGULAR SEASON				TACKLES					SACKS		INTERCEPTIONS					FUMBLES				
Year	Team	GP	GS	Tot	Solo	Asst	QBH	TFL	Sk	Yds	Int	Yds	Lg	TD	PD	FF	FR	Yds	TD	
2015	HOU	12	0	0	0	0	0	0	0.0	0.0	0	0	0	0	0	0	0	0	0	0
2016	HOU	6	0	0	0	0	0	0	0.0	0.0	0	0	0	0	0	0	0	0	0	0
<b>Totals</b>		<b>18</b>	<b>0</b>	<b>0</b>	<b>0</b>	<b>0</b>	<b>0</b>	<b>0</b>	<b>0.0</b>	<b>0.0</b>	<b>0</b>	<b>0</b>	<b>0</b>	<b>0</b>	<b>0</b>	<b>0</b>	<b>0</b>	<b>0</b>	<b>0</b>	<b>0</b>

POSTSEASON				TACKLES					SACKS		INTERCEPTIONS					FUMBLES				
Year	Team	GP	GS	Tot	Solo	Asst	QBH	TFL	Sk	Yds	Int	Yds	Lg	TD	PD	FF	FR	Yds	TD	
2015	HOU	1	0	0	0	0	0	0	0.0	0.0	0	0	0	0	0	0	0	0	0	0
<b>Totals</b>		<b>1</b>	<b>0</b>	<b>0</b>	<b>0</b>	<b>0</b>	<b>0</b>	<b>0</b>	<b>0.0</b>	<b>0.0</b>	<b>0</b>	<b>0</b>	<b>0</b>	<b>0</b>	<b>0</b>	<b>0</b>	<b>0</b>	<b>0</b>	<b>0</b>	<b>0</b>

### ADDITIONAL STATISTICS

Special Teams Tackles (23): 2015 - 17; 2016 - 6

Postseason Stats: Recorded one special teams tackle in the AFC Wild Card game vs. Kansas City (1/9/16)

- Worked with Special Olympics in high school
- Awarded Riders Outstanding Community Service Award in 2014 for his service in the community including hospital visits and a blood drive, in addition to the Habitat for Humanity efforts

# TEXANS BIOS



## EDDIE PLEASANT

SAFETY | 5-10 | 200 | OREGON

Hometown: Compton, Calif. | 4th NFL Season | 4th with Texans | Age: 27  
 Acquired: CFA-'12 | 2016 GP/GS: 8/0 | Career GP/GS (Playoffs): 56/1 (3/0)  
 Teams: Houston 2012-16

# 35

### TRANSACTIONS:

Signed by the Houston Texans as a college free agent on May 14, 2012...Waived by the Texans on Aug. 31, 2012...Signed by Texans to practice squad on Sept. 1, 2012...Signed by the Texans to active roster on Dec. 21, 2012...Re-signed with the Texans on March 9, 2015.

### CAREER:

- Posted career highs in tackles (28), sacks (0.5), interceptions (2), passes defended (6) and fumble recoveries (1) in 2015
- Enjoyed his first full season on the active roster in 2013 after spending the first 14 weeks of the 2012 season on the practice squad as an undrafted free agent
- Has played in three postseason games

### 2016 (Houston 8/0):

- Saw eight snaps on defense and played special teams in the season opener vs. Chicago (9/11)
- Inactive for Week 2 vs. Kansas City (9/18) and Week 3 at New England (9/22)
- Played five snaps on defense and contributed on special teams vs. Tennessee (10/2) in Week 4
- Matched a career high with two passes defended in 10 snaps of action at Minnesota (10/9) in Week 5
- Recorded a pass defended vs. Indianapolis (10/16) in Week 6
- Talled his first two solo tackles of the season at Denver (10/24) in Week 7
- Notched two solo tackles for a third consecutive game, including his first career tackle for loss, at Jacksonville (11/13) in Week 10
- Saw 14 snaps of action on defense and contributed on special teams

### 2015 (Houston 16/0, 1/0):

- Made one solo tackle vs. Kansas City (9/13)
- Split a sack with S Quintin Demps, the first of his career at Carolina (9/20)
- Made two tackles (one solo) and one special teams tackle vs. Tampa Bay (9/27)
- Recovered a fumble by Titans RB Bishop Sankey on the Titans' 24-yard line during a kickoff return in the second quarter. S Kurtis Drummond forced the fumble on the play (11/1)
- Finished with one tackle on defense and one on special teams vs. Tennessee (11/1)
- Made his first career interception when he picked off Jets QB Ryan Fitzpatrick in the fourth quarter (11/22)
- Tied for third on the team with a career-high five tackles (four solo) and tied a career-high with two passes defended vs. N.Y. Jets (11/22)
- Tied for second on the team with five tackles (two solo) and added one pass defended vs. New Orleans (11/29)
- Recorded his second interception of the season and second of his career when he picked off Titans QB Zach Mettenberger in the third quarter at Tennessee (12/27). The Texans scored a touchdown on the following drive

### 2014 (Houston 14/0):

- Played in 14 games and recorded a tackle, five special teams tackles and a pass defended
- Inactive in Weeks 4 and 5
- Made a special teams tackle vs. Indianapolis (10/9) in Week 6
- Played on special teams and at safety at Tennessee (10/26) in Week 8 and vs. Philadelphia

## 2016 STATISTICS

REGULAR SEASON				TACKLES					SACKS		INTERCEPTIONS					FUMBLES					
Date	Opp	GP	GS	Tot	Solo	Asst	QBH	TFL	Sk	Yds	Int	Yds	Lg	TD	PD	FF	FR	Yds	TD		
9/11	CHI	1	0	0	0	0	0	0	0.0	0.0	0	0	0	0	0	0	0	0	0	0	
9/18	KC			INACTIVE																	
9/22	at NE			INACTIVE																	
10/2	TEN	1	0	0	0	0	0	0	0.0	0.0	0	0	0	0	0	0	0	0	0	0	
10/9	at MIN	1	0	1	0	1	0	0	0.0	0.0	0	0	0	0	2	0	0	0	0	0	
10/16	IND	1	0	0	0	0	0	0	0.0	0.0	0	0	0	0	1	0	0	0	0	0	
10/24	at DEN	1	0	2	2	0	0	0	0.0	0.0	0	0	0	0	1	0	0	0	0	0	
10/30	DET	1	0	2	2	0	0	0	0.0	0.0	0	0	0	0	0	0	0	0	0	0	
11/13	at JAX	1	0	2	2	0	0	1	0.0	0.0	0	0	0	0	0	0	0	0	0	0	
11/21	at OAK	1	0	0	0	0	0	0	0.0	0.0	0	0	0	0	0	0	0	0	0	0	
11/27	SD	-	-	-	-	-	-	-	-	-	-	-	-	-	-	-	-	-	-	-	
12/4	at GB	-	-	-	-	-	-	-	-	-	-	-	-	-	-	-	-	-	-	-	
12/11	at IND	-	-	-	-	-	-	-	-	-	-	-	-	-	-	-	-	-	-	-	
12/18	JAX	-	-	-	-	-	-	-	-	-	-	-	-	-	-	-	-	-	-	-	
12/24	CIN	-	-	-	-	-	-	-	-	-	-	-	-	-	-	-	-	-	-	-	
1/1/17	at TEN	-	-	-	-	-	-	-	-	-	-	-	-	-	-	-	-	-	-	-	
<b>Totals</b>		<b>8</b>	<b>0</b>	<b>7</b>	<b>6</b>	<b>1</b>	<b>0</b>	<b>1</b>	<b>0.0</b>	<b>0.0</b>	<b>0</b>	<b>0</b>	<b>0</b>	<b>0</b>	<b>3</b>	<b>0</b>	<b>0</b>	<b>0</b>	<b>0</b>	<b>0</b>	

### ADDITIONAL STATISTICS

Special Teams Tackles: 2

## CAREER STATISTICS

REGULAR SEASON				TACKLES					SACKS		INTERCEPTIONS					FUMBLES				
Year	Team	GP	GS	Tot	Solo	Asst	QBH	TFL	Sk	Yds	Int	Yds	Lg	TD	PD	FF	FR	Yds	TD	
2012	HOU	2	0	0	0	0	0	0	0.0	0.0	0	0	0	0	0	0	0	0	0	0
2013	HOU	16	1	13	12	1	0	0	0.0	0.0	0	0	0	0	2	0	0	0	0	0
2014	HOU	14	0	1	1	0	0	0	0.0	0.0	0	0	0	0	1	0	0	0	0	0
2015	HOU	16	0	28	18	10	1	0	0.5	6.5	2	-1	0	0	6	0	1	0	0	0
2016	HOU	8	0	7	6	1	0	1	0.0	0.0	0	0	0	0	3	0	0	0	0	0
<b>Totals</b>		<b>56</b>	<b>1</b>	<b>49</b>	<b>37</b>	<b>12</b>	<b>1</b>	<b>1</b>	<b>0.5</b>	<b>6.5</b>	<b>2</b>	<b>-1</b>	<b>0</b>	<b>0</b>	<b>12</b>	<b>0</b>	<b>1</b>	<b>0</b>	<b>0</b>	<b>0</b>
POSTSEASON				TACKLES					SACKS		INTERCEPTIONS					FUMBLES				
Year	Team	GP	GS	Tot	Solo	Asst	QBH	TFL	Sk	Yds	Int	Yds	Lg	TD	PD	FF	FR	Yds	TD	
2012	HOU	2	0	0	0	0	0	0	0.0	0.0	0	0	0	0	0	0	0	0	0	0
2015	HOU	1	0	0	0	0	0	0	0.0	0.0	0	0	0	0	0	0	0	0	0	0
<b>Totals</b>		<b>3</b>	<b>0</b>	<b>0</b>	<b>0</b>	<b>0</b>	<b>0</b>	<b>0</b>	<b>0.0</b>	<b>0.0</b>	<b>0</b>	<b>0</b>	<b>0</b>	<b>0</b>	<b>0</b>	<b>0</b>	<b>0</b>	<b>0</b>	<b>0</b>	<b>0</b>

### ADDITIONAL STATISTICS

Special Teams Tackles (24): 2012 - 1; 2013 - 8; 2014 - 5; 2015 - 8; 2016 - 2 | Postseason Special Teams Tackles (1): 2012 - 1

### CAREER GAME HIGHS

Tackles: 5, 2x - last: vs. NO, 11/29/15 | QBH: 1 at CAR, 9/20/15 | TFL: 1 at JAX, 11/13/16 | Sacks: 0.5 at CAR, 9/20/15  
 INT: 1, 2x - last: at TEN, 12/27 | PD: 2, 3x - last: at MIN, 10/9/16 | FR: 1 vs. TEN, 11/1/15

in Week 9

- Made a special teams tackle at Cleveland (11/16) in Week 11
- Made a special teams tackle vs Cincinnati (11/23) in Week 12
- Had a tackle and a special teams tackle for the third consecutive week vs. Tennessee (11/30) in Week 13
- Made a special teams tackle at Indianapolis (12/14) in Week 15
- Had a pass defended vs. Jacksonville (12/28) in Week 17

### 2013 (Houston 16/1):

- Played in all 16 games and started at strong safety vs. Denver (12/22)
- Set career highs with 15 tackles, two passes defended and eight special teams tackles
- Recorded eight special teams tackles and 15 tackles on defense with two passes defended
- Made two solo tackles on defense and one on special teams at San Francisco (10/6)
- Recorded one solo tackle on defense and two special teams tackles vs. Oakland (11/17)
- Recorded a career-high four solo tackles vs. New England (12/1)
- Tied his career high with four solo tackles vs. Denver (12/22)

## **EDDIE PLEASANT**

**2012 (Houston 2/0, 2/0):**

- Made his NFL debut with a special teams tackle vs. Minnesota (12/23)
- Made his postseason debut in the AFC Wild Card Playoff vs. Cincinnati (1/5/13)
- Had one assisted tackle on special teams in AFC Divisional Playoff at New England (1/13/13)


**COLLEGE:**

- Played four seasons (2008-11) at the University of Oregon in Eugene, Ore.
- Saw action in 51 career games with the Ducks, including 37 career starts
- Named to 2011 All-Pac-12 first team and shared team honors of most inspirational player
- Oregon's starting rover/strong safety for all 13 games in 2010 ranked fifth on the team with 65 tackles
- Made a season-high four stops (three solo) and broke up two passes vs. UCLA in 2008

**PERSONAL:**

- Attended Robert F. Kennedy High School in Compton, Calif.
- Received All-Orange County player of the year, all-state and defensive player of the year accolades
- Tallied 57 tackles, 1.5 quarterback sacks, one interception and one blocked field goal as a prep senior

# TEXANS BIOS



## JAY PROSCH

FULLBACK | 6-1 | 255 | AUBURN

Hometown: Mobile, Ala. | 3rd NFL Season | 3rd with Texans | Age: 24  
 Acquired: D6c-'14 | 2016 GP/GS: 10/1 | Career GP/GS (Playoffs): 42/8 (1/0)  
 Teams: Houston 2014-16

# 45

### TRANSACTIONS:

Selected by the Houston Texans with the 35th pick in the sixth round (211th overall) of 2014 NFL Draft.

### 2016 (Houston 10/1):

- Has played in 42 consecutive games, which is tied for the fifth-longest active streak among NFL running backs
- Recorded one carry for two yards in the season opener at Chicago (9/11)
- Played but did not record statistics in Weeks 2 and 3
- Rushed once for no gain and hauled in his first reception since 2014, a six-yard gain, vs. Tennessee (10/2) in Week 4
- Played primarily on special teams at Minnesota (10/9)
- Notched a special teams tackle vs. Indianapolis (10/16)
- Contributed with a special teams tackle at Denver (10/24)
- Made his first start of the season and recorded his first career kickoff return in the second quarter for a gain of 10 yards vs. Detroit (10/30) in Week 8
- On a fourth-and-1 from the Houston 44-yard line, converted the first down with a 2-yard rush in the third quarter at Oakland (11/21) in Week 11

### 2015 (Houston 16/2, 1/0):

- Made his season debut vs. Kansas City (9/13)
- Recorded his first career rushing attempt, which went for four yards and a first down on third-and-1 in the first quarter at Carolina (9/20)
- Totaled 24 yards on three carries (8.0 avg.) vs. Tampa Bay (9/27)
- Registered a 16-yard rush in the fourth quarter, a career-long vs. Tampa Bay (9/27)

### 2014 (Houston 16/5):

- Started five games and played in all 16 in his rookie season. Also had three special teams tackles
- Started in his NFL debut against Washington (9/7) in Week 1
- Started at the N.Y. Giants (9/21) in Week 3
- Made his first career catch for 24 yards vs. Buffalo (9/28) in Week 4
- Made his first career special teams tackle in Week 8 at Tennessee (10/26)
- Had a special teams tackle vs. Tennessee (11/30) in Week 13
- Started and had a special teams tackle at Jacksonville (12/7) in Week 14

### COLLEGE:

- Played two seasons (2012-13) at Auburn (Ala.) University after transferring from the University of Illinois in Champaign, Ill., where he played the 2010 and 2011 campaigns
- Started 30-of-51 games in his career
- Credited with 55 touchdown-resulting blocks
- Blocked for nation's number one rushing offense (328.3 yards per game) in 2013
- Began his collegiate career as a linebacker and made the switch to offense in 2010

### PERSONAL:

- Attended UMS-Wright Preparatory School in Mobile, Ala., where he played football for Head Coach Terry Curtis
- Earned All-State Class 4A honors as an offensive lineman his junior campaign
- Helped the Bulldogs capture the AHSAA state championship in 2008
- Named first-team Class All-State at linebacker by the Alabama Sports Writers Association as a senior
- Selected as the Mobile Optimist Club Player of the Year in 2009
- Recorded 199 total tackles (114 solos) with 16 tackles for loss, five pass breakups and a sack in his career
- Recipient of the Football Writers Association of America Courage Award
- Joined Auburn after obtaining an NCAA waiver to transfer from Illinois as his mother was

## 2016 STATISTICS

REGULAR SEASON				RUSHING					RECEIVING				
Date	Opp	GP	GS	Att	Yds	Avg	Lg	TD	Rec	Yds	Avg	Lg	TD
9/11	CHI	1	0	1	2	2.0	2	0	0	0	0.0	0	0
9/18	KC	1	0	0	0	0.0	0	0	0	0	0.0	0	0
9/22	at NE	1	0	0	0	0.0	0	0	0	0	0.0	0	0
10/2	TEN	1	0	1	0	0.0	0	0	1	6	6.0	6	0
10/9	at MIN	1	0	0	0	0.0	0	0	0	0	0.0	0	0
10/16	IND	1	0	0	0	0.0	0	0	0	0	0.0	0	0
10/24	at DEN	1	0	0	0	0.0	0	0	0	0	0.0	0	0
10/30	DET	1	1	0	0	0.0	0	0	0	0	0.0	0	0
11/13	at JAX	1	0	0	0	0.0	0	0	0	0	0.0	0	0
11/21	at OAK	1	0	1	2	2.0	2	0	0	0	0.0	0	0
11/27	SD	-	-	-	-	-	-	-	-	-	-	-	-
12/4	at GB	-	-	-	-	-	-	-	-	-	-	-	-
12/11	at IND	-	-	-	-	-	-	-	-	-	-	-	-
12/18	JAX	-	-	-	-	-	-	-	-	-	-	-	-
12/24	CIN	-	-	-	-	-	-	-	-	-	-	-	-
1/1/17	at TEN	-	-	-	-	-	-	-	-	-	-	-	-
<b>Totals</b>		<b>10</b>	<b>1</b>	<b>3</b>	<b>4</b>	<b>1.3</b>	<b>2</b>	<b>0</b>	<b>1</b>	<b>6</b>	<b>6.0</b>	<b>6</b>	<b>0</b>

### ADDITIONAL CAREER STATISTICS

Special Teams Tackles: 3

Kick Returns (1): Returned a kickoff for 10 yards vs. Detroit (10/30)

## CAREER STATISTICS

REGULAR SEASON				RUSHING					RECEIVING				
Year	Team	GP	GS	Att	Yds	Avg	Lg	TD	Rec	Yds	Avg	Lg	TD
2014	HOU	16	5	0	0	0.0	0	0	1	24	24.0	24	0
2015	HOU	16	2	6	33	5.5	16	0	0	0	0.0	0	0
2016	HOU	10	1	3	4	1.3	2	0	1	6	6.0	6	0
<b>Totals</b>		<b>42</b>	<b>8</b>	<b>9</b>	<b>37</b>	<b>4.1</b>	<b>16</b>	<b>0</b>	<b>2</b>	<b>30</b>	<b>15.0</b>	<b>24</b>	<b>0</b>

POSTSEASON				RUSHING					RECEIVING				
Year	Team	GP	GS	Att	Yds	Avg	Lg	TD	Rec	Yds	Avg	Lg	TD
2015	HOU	1	0	1	2	2.0	2	0	0	0	0.0	0	0
<b>Totals</b>		<b>1</b>	<b>0</b>	<b>1</b>	<b>2</b>	<b>2.0</b>	<b>2</b>	<b>0</b>	<b>0</b>	<b>0</b>	<b>0.0</b>	<b>0</b>	<b>0</b>

### ADDITIONAL CAREER STATISTICS

Special Teams Tackles (14): 2014 - 3; 2015 - 8; 2016 - 3

### CAREER GAME HIGHS

Rushing Attempts: 3 vs. TB, 9/27/15 | Rushing Yards: 24 vs. TB, 9/27/15 | Rushing Long: 16 vs. TB, 9/27/15

Receptions: 1, 2x – last: vs. TEN, 10/2/16 | Receiving Yards: 24 vs. BUF, 9/28/14 | Receiving Long: 24 vs. BUF, 9/28/14

battling brain cancer



## D.J. READER

**NOSE TACKLE | 6-3 | 335 | CLEMSON**

Hometown: Greensboro, N.C. | Rookie | Age: 22  
 Acquired: D5b-'16 | 2016 GP/GS: 10/2 | Career GP/GS (Playoffs): 10/2 (0/0)  
 Teams: Houston 2016

# 98

### TRANSACTIONS:

Selected by the Houston Texans with the 27th pick in the fifth round (166th overall) of the 2016 NFL Draft.

### 2016 (Houston 10/2):

- Made his NFL debut and recorded a tackle in the season opener vs. Chicago (9/11)
- Tallied two tackles (one solo) at New England (9/22) in Week 3
- Saw his most significant time on defense and made one tackle vs. Tennessee (10/2) in Week 4
- Registered one tackle at Minnesota (10/9)
- Matched a season high with two tackles (one solo) vs. Indianapolis (10/16) in Week 6
- Made his first career start and notched his first career tackle for loss vs. Detroit (10/30) in Week 8
- Started a second consecutive game and logged his first career sack when he brought down Jaguars QB Blake Bortles for an 8-yard loss in the fourth quarter at Jacksonville (11/13) in Week 10

### CAREER AT CLEMSON:

- Played four seasons (2012-15) at Clemson (S.C.) University
- Longtime backup at defensive tackle who found his way into the starting lineup as a senior
- Finished career with 145 tackles, nine tackles for loss, five sacks and 24 quarterback pressures in 1,087 snaps over 46 games (10 starts) in his career
- Became the second Tiger to letter on top-25 football and baseball teams in one academic year (2012-13) since 1994-95 (Kyle Parker (2009-10) is the other)
- Played in the 2016 Senior Bowl

### 2015 (Clemson):

- Permanent team co-captain
- Finished season with 35 tackles and three quarterback pressures in 259 snaps over nine games (six starts)
- Returned to action at Miami after a personal leave of absence, logging 17 snaps and seven tackles
- Had five tackles and earned first start of the season against Florida State
- Posted four tackles against North Carolina
- Contributed 1.5 tackles for loss and a half-sack against Oklahoma in the Capital One Orange Bowl
- Posted four tackles in National Championship Game vs. Alabama, earning a share of defensive player of the game honors from coaches along with Kevin Dodd

### 2014 (Clemson):

- Had 27 tackles, 2.5 tackles for loss, 1.5 sacks and 10 quarterback pressures in 250 snaps over 12 games (one start)
- Had five tackles and 0.5 tackles for loss in 23 snaps at No. 12 Georgia on Aug. 30
- Had five tackles in 22 snaps at No. 1 Florida State on Sept. 20
- Had three tackles and two quarterback pressures in 23 snaps against Syracuse on Oct. 25; also played one snap on offense
- Had three tackles, 0.5 sacks and tied for the team-high with three quarterback pressures in 25 snaps at Wake Forest on Nov. 6; also played one snap on offense
- Had three tackles, 1.5 tackles for loss and one sack in 22 snaps against South Carolina on Nov. 29
- Had two quarterback pressures in 21 snaps against No. 24 Oklahoma in the Russell Athletic Bowl on Dec. 29

### 2013 (Clemson):

- Had 43 tackles, five tackles for loss, three sacks and eight quarterback pressures in 342 snaps over 13 games (three starts)
- Played four snaps on offense
- Had five tackles and 0.5 tackles for loss in 33 snaps against SC State on Sept. 7
- Had five tackles and 0.5 tackles for loss in 26 snaps against Wake Forest on Sept. 28; also

## 2016 STATISTICS

REGULAR SEASON				TACKLES				SACKS		INTERCEPTIONS				FUMBLES						
Date	Opp	GP	GS	Tot	Solo	Asst	QBH	TFL	Sk	Yds	Int	Yds	Lg	TD	PD	FF	FR	Yds	TD	
9/11	CHI	1	0	1	0	1	0	0	0.0	0.0	0	0	0	0	0	0	0	0	0	0
9/18	KC	1	0	0	0	0	0	0	0.0	0.0	0	0	0	0	0	0	0	0	0	0
9/22	at NE	1	0	2	1	1	0	0	0.0	0.0	0	0	0	0	0	0	0	0	0	0
10/2	TEN	1	0	1	0	1	0	0	0.0	0.0	0	0	0	0	0	0	0	0	0	0
10/9	at MIN	1	0	1	0	1	0	0	0.0	0.0	0	0	0	0	0	0	0	0	0	0
10/16	IND	1	0	2	1	1	0	0	0.0	0.0	0	0	0	0	0	0	0	0	0	0
10/24	at DEN	1	0	1	0	1	0	0	0.0	0.0	0	0	0	0	0	0	0	0	0	0
10/30	DET	1	1	1	1	0	0	1	0.0	0.0	0	0	0	0	0	0	0	0	0	0
11/13	at JAX	1	1	2	2	0	1	1	1.0	8.0	0	0	0	0	0	0	0	0	0	0
11/21	at OAK	1	0	1	1	0	0	0	0.0	0.0	0	0	0	0	0	0	0	0	0	0
11/27	SD	-	-	-	-	-	-	-	-	-	-	-	-	-	-	-	-	-	-	-
12/4	at GB	-	-	-	-	-	-	-	-	-	-	-	-	-	-	-	-	-	-	-
12/11	at IND	-	-	-	-	-	-	-	-	-	-	-	-	-	-	-	-	-	-	-
12/18	JAX	-	-	-	-	-	-	-	-	-	-	-	-	-	-	-	-	-	-	-
12/24	CIN	-	-	-	-	-	-	-	-	-	-	-	-	-	-	-	-	-	-	-
1/1/17	at TEN	-	-	-	-	-	-	-	-	-	-	-	-	-	-	-	-	-	-	-
<b>Totals</b>		<b>10</b>	<b>2</b>	<b>12</b>	<b>6</b>	<b>6</b>	<b>1</b>	<b>2</b>	<b>1.0</b>	<b>8.0</b>	<b>0</b>	<b>0</b>	<b>0</b>	<b>0</b>	<b>0</b>	<b>0</b>	<b>0</b>	<b>0</b>	<b>0</b>	<b>0</b>

played one snap on offense

- Had four tackles and his first career sack in 29 snaps at Syracuse on Oct. 5; also played one snap on offense
- Had one tackle and two quarterback pressures in 28 snaps against Boston College on Oct. 12; also played one snap on offense
- Had two tackles and 1.0 sack in 37 snaps against No. 5 Florida State on Oct. 19
- Had five tackles in 32 snaps at Maryland on Oct. 26; it was his first career start


### 2012 (Clemson):

- Had 40 tackles, three quarterback pressures and one pass breakup in 236 snaps over 13 games
- Averaged one tackle every 5.9 snaps, one of the best figures on the team
- Had two tackles in six snaps against No. 25 Auburn at Atlanta, Ga. on Sept. 1; it was his first career game

### PERSONAL:

- Attended Grimsley High School in Greensboro, N.C.
- SuperPrep All-American
- Had 50 tackles, seven tackles for loss and five sacks as a senior
- Starting center on the basketball squad
- Standout baseball player (right-handed pitcher and designated hitter) who has been clocked in the 90s
- All-conference in baseball as a sophomore, junior and senior
- All-region in baseball as a junior and senior
- Team MVP in baseball as a junior and senior
- Batted .529 as junior
- Lettered four times in football, four times in baseball and four times in basketball
- Coached by Damon Coiro at Grimsley High School
- Recruited by Robbie Caldwell
- His mother, Felicia, played softball at North Carolina A&T from 1985-88
- His uncle, Glenn Ford, played football at Tennessee from 1978-80
- Graduated with a degree in communication studies in December 2015
- Born July 1, 1994

# TEXANS BIOS



## TOM SAVAGE

QUARTERBACK | 6-4 | 230 | PITTSBURGH

Hometown: Springfield, Pa. | 3rd NFL Season | 3rd with Texans | Age: 26

Acquired: D4-'14 | 2016 GP/GS: 0/0 | Career GP/GS (Playoffs): 2/0 (0/0)

Teams: Houston 2014-16

# 3

### TRANSACTIONS:

Selected by the Houston Texans with the 35th pick in the fourth round (135th overall) of the 2014 NFL Draft.

### 2016 (Houston 0/0):

- Active but did not play in Weeks 1-11

### 2015 (Houston 0/0):

- Placed on the Reserve/Injured List on Sept. 1 and missed the entire season

### 2014 (Houston 2/0):

- Inactive in Weeks 1-12
- Made his NFL debut but did not attempt a pass vs. Tennessee (11/30) in Week 13
- Active but did not play at Jacksonville (12/7) in Week 14
- Was 10-of-19 passing for 127 yards and one interception in relief of QB Ryan Fitzpatrick at Indianapolis (12/14) in Week 15. Completed his first NFL pass at 13:06 of the second quarter to WR DeAndre Hopkins for nine yards
- Inactive in Weeks 16 and 17

### COLLEGE:

- Played one season (2013) at the University of Pittsburgh (Pa.) after two seasons (2009-10) at Rutgers University in New Brunswick, N.J.
- Transferred from Rutgers to the University of Arizona in Tucson, Ariz. prior to the 2011 season but was not eligible to play in games under NCAA transfer guidelines
- Transferred from Arizona to Pittsburgh prior to the 2012 season but was not eligible to play in games under NCAA transfer guidelines
- Started 28 of 31 games played
- Completed 430-of-757 passes (56.8 percent) for 5,690 yards, 37 touchdowns and 19 interceptions
- Finished with 5,371 yards in total offense

### PERSONAL:

- Attended Cardinal O'Hara High School in Springfield, Pa., starting his last three seasons at quarterback for Head Coach Dan Algeo
- Completed 190-of-426 passes for 2,547 yards and 20 touchdowns
- Played in the U.S. Army All-American Bowl and the Big 33 Football Classic
- As a senior, he passed for 1,355 yards and 10 touchdowns
- Communications major
- Older brother, Bryan, played quarterback at Wisconsin (2004-05) and Hofstra (2007-08)

## 2016 STATISTICS

REGULAR SEASON				PASSING										RUSHING						
Date	Opp	GP	GS	Att	Cmp	Pct	Yds	Yd/A	TD	Int	Lg	Sack	Lost	Rate	Att	Yds	Avg	Lg	TD	
9/11	CHI																			
ACTIVE, DID NOT PLAY																				
9/18	KC																			
ACTIVE, DID NOT PLAY																				
9/22	at NE																			
ACTIVE, DID NOT PLAY																				
10/2	TEN																			
ACTIVE, DID NOT PLAY																				
10/9	at MIN																			
ACTIVE, DID NOT PLAY																				
10/16	IND																			
ACTIVE, DID NOT PLAY																				
10/24	at DEN																			
ACTIVE, DID NOT PLAY																				
10/30	DET																			
ACTIVE, DID NOT PLAY																				
11/13	at JAX																			
ACTIVE, DID NOT PLAY																				
11/21	at OAK																			
ACTIVE, DID NOT PLAY																				
11/27	SD	-	-	-	-	-	-	-	-	-	-	-	-	-	-	-	-	-	-	-
12/4	at GB	-	-	-	-	-	-	-	-	-	-	-	-	-	-	-	-	-	-	-
12/11	at IND	-	-	-	-	-	-	-	-	-	-	-	-	-	-	-	-	-	-	-
12/18	JAX	-	-	-	-	-	-	-	-	-	-	-	-	-	-	-	-	-	-	-
12/24	CIN	-	-	-	-	-	-	-	-	-	-	-	-	-	-	-	-	-	-	-
1/1/17	at TEN	-	-	-	-	-	-	-	-	-	-	-	-	-	-	-	-	-	-	-
Totals			0	0	0	0	0.0	0	0.0	0	0	0	0	0.0	0	0	0.0	0	0	0

## CAREER STATISTICS

REGULAR SEASON				PASSING										RUSHING						
Year	Team	GP	GS	Att	Cmp	Pct	Yds	Yd/A	TD	Int	Lg	Sack	Lost	Rate	Att	Yds	Avg	Lg	TD	
2014	HOU	2	0	19	10	52.6	127	6.7	0	1	35	1	5	51.9	6	-6	-1.0	1	0	
2015	HOU																			
INJURED RESERVE																				
2016	HOU	0	0	0	0	0.0	0	0.0	0	0	0	0	0	0.0	0	0	0.0	0	0	0
Totals		2	0	19	10	52.6	127	6.7	0	1	35	1	5	51.9	6	-6	-1.0	1	0	


### ADDITIONAL CAREER STATISTICS

Fumbles/Lost: 2/1 | Fumble Recoveries: 1

### CAREER GAME HIGHS

Attempts: 19 at IND, 12/14/14 | Completions: 10 at IND, 12/14/14 | Passing Yards: 127 at IND, 12/14/14  
Interceptions: 1 at IND, 12/14/14 | Passing Long: 35 at IND, 12/14/14 | Passer Rating: 51.9 at IND, 12/14/14





## JOHN SIMON

**OUTSIDE LINEBACKER | 6-1 | 260 | OHIO STATE**

Hometown: Youngstown, Ohio | 4th NFL Season | 3rd with Texans | Age: 26  
 Acquired: FA-'14 | 2016 GP/GS: 10/5 | Career GP/GS (Playoffs): 44/13 (1/0)  
 Teams: Baltimore 2013-14; Houston 2014-16

# 51

### TRANSACTIONS:

Selected by the Baltimore Ravens with the 32nd pick in the fourth round (129th overall) of the 2013 NFL Draft...Waived by the Ravens on Aug. 30, 2014...Signed to the Ravens practice squad on Aug. 31, 2014...Signed by the Houston Texans on Oct. 7, 2014...Re-signed with the Texans on April 6, 2016.

### 2016 (Houston 10/5):

- Matched a career high and led the team with six tackles (five solo), including 1.0 sack, and added two quarterback hits in the season opener vs. Chicago (9/11)
- Set career marks with 1.5 sacks and a forced fumble, while tying single-game career highs with six tackles (four solo) and three quarterback hits, vs. Kansas City (9/18)
- Tallied three tackles at New England (9/22) in Week 3 and vs. Tennessee (10/2) in Week 4
- Finished with six tackles, one tackle for loss and one pass defended at Minnesota (10/9)
- Posted a career-high nine tackles (four solo) vs. Indianapolis (10/16) in Week 6
- Led the team with eight tackles (six solo) and added one quarterback hit vs. Detroit (10/30) in Week 8
- Totaled six solo tackles, a career-high two tackles for loss, 1.0 sack and one pass defended at Jacksonville (11/13) in Week 10
- Set single-game (two) and single-season (four) career highs for tackles for loss at Jacksonville (11/13)
- Recorded one tackle and set a single-season career-high for tackles, surpassing his previous best of 49 in 2015, at Oakland (11/21) in Week 11

### 2015 (Houston 16/8, 1/0):

- Started and made four tackles (two solo) vs. Kansas City (9/13)
- Started at Carolina (9/20)
- Made one solo tackle vs. Tampa Bay (9/27)
- Recorded four tackles (two solo) at Atlanta (10/4)
- Recorded his first sack of the season after bringing down Jaguars QB Blake Bortles for an 8-yard loss in the fourth quarter at Jacksonville (10/18)
- Posted his second sack when he brought down Dolphins QB Ryan Tannehill for an 8-yard loss in the second quarter at Miami (10/25)
- Recorded back-to-back games with a sack for the second time in his career (Weeks 6-7)
- Tied for fourth on the team with six tackles (four solo). Also added a special teams tackle vs. Tennessee (11/1)
- Notched three solo tackles and a sack vs. Cincinnati (11/16)
- Split a sack with OLB Jadeveon Clowney in the fourth quarter vs. N.Y. Jets (11/22)
- Tied for the team lead with six tackles (five solo) and added a quarterback hit at Buffalo (12/6)
- Sacked Colts QB Matt Hasselbeck for a 9-yard loss in the second quarter at Indianapolis (12/20)
- Finished with five tackles (four solo), one quarterback hit and a half-sack vs. Jacksonville (1/3/16)
- Finished the year with single-season career highs in tackles (49), sacks (5.0), quarterback hits (11), tackles for loss (three) and fumble recoveries (one)

### 2014 (Houston 11/0):

- Made nine tackles and had 1.5 sacks in 11 games. Also had six quarterback hits, two tackles for loss, three special teams tackles and one pass defended

## 2016 STATISTICS

REGULAR SEASON				TACKLES					SACKS		INTERCEPTIONS					FUMBLES			
Date	Opp	GP	GS	Tot	Solo	Asst	QBH	TFL	Sk	Yds	Int	Yds	Lg	TD	PD	FF	FR	Yds	TD
9/11	CHI	1	1	6	5	1	2	1	1.0	8.0	0	0	0	0	0	0	0	0	0
9/18	KC	1	1	6	4	2	3	0	1.5	1.0	0	0	0	0	0	1	0	0	0
9/22	at NE	1	1	3	2	1	0	0	0.0	0.0	0	0	0	0	0	0	0	0	0
10/2	TEN	1	0	3	0	3	0	0	0.0	0.0	0	0	0	0	0	0	0	0	0
10/9	at MIN	1	0	6	3	3	0	1	0.0	0.0	0	0	0	0	1	0	0	0	0
10/16	IND	1	0	9	4	5	0	0	0.0	0.0	0	0	0	0	0	0	0	0	0
10/24	at DEN	1	1	3	1	2	1	0	0.0	0.0	0	0	0	0	0	0	0	0	0
10/30	DET	1	0	8	6	2	1	0	0.0	0.0	0	0	0	0	0	0	0	0	0
11/13	at JAX	1	1	6	6	0	1	2	1.0	10.0	0	0	0	0	1	0	0	0	0
11/21	at OAK	1	0	1	1	0	0	0	0.0	0.0	0	0	0	0	0	0	0	0	0
11/27	SD	-	-	-	-	-	-	-	-	-	-	-	-	-	-	-	-	-	-
12/4	at GB	-	-	-	-	-	-	-	-	-	-	-	-	-	-	-	-	-	-
12/11	at IND	-	-	-	-	-	-	-	-	-	-	-	-	-	-	-	-	-	-
12/18	JAX	-	-	-	-	-	-	-	-	-	-	-	-	-	-	-	-	-	-
12/24	CIN	-	-	-	-	-	-	-	-	-	-	-	-	-	-	-	-	-	-
1/1/17	at TEN	-	-	-	-	-	-	-	-	-	-	-	-	-	-	-	-	-	-
<b>Totals</b>		<b>10</b>	<b>5</b>	<b>50</b>	<b>32</b>	<b>18</b>	<b>10</b>	<b>4</b>	<b>3.5</b>	<b>19.0</b>	<b>0</b>	<b>0</b>	<b>0</b>	<b>0</b>	<b>2</b>	<b>1</b>	<b>0</b>	<b>0</b>	<b>0</b>

## CAREER STATISTICS

REGULAR SEASON				TACKLES					SACKS		INTERCEPTIONS					FUMBLES			
Year	Team	GP	GS	Tot	Solo	Asst	QBH	TFL	Sk	Yds	Int	Yds	Lg	TD	PD	FF	FR	Yds	TD
2013	BAL	7	0	0	0	0	0	0	0.0	0.0	0	0	0	0	0	0	0	0	0
2014	HOU	11	0	9	4	5	6	2	1.5	5.0	0	0	0	0	1	0	0	0	0
2015	HOU	16	8	49	36	13	11	3	5.0	28.0	0	0	0	0	0	0	1	0	0
2016	HOU	10	5	50	32	18	10	4	3.5	19.0	0	0	0	0	2	1	0	0	0
<b>Totals</b>		<b>44</b>	<b>13</b>	<b>108</b>	<b>72</b>	<b>36</b>	<b>27</b>	<b>9</b>	<b>10.0</b>	<b>52.0</b>	<b>0</b>	<b>0</b>	<b>0</b>	<b>0</b>	<b>3</b>	<b>1</b>	<b>1</b>	<b>0</b>	<b>0</b>
POSTSEASON				TACKLES					SACKS		INTERCEPTIONS					FUMBLES			
Year	Team	GP	GS	Tot	Solo	Asst	QBH	TFL	Sk	Yds	Int	Yds	Lg	TD	PD	FF	FR	Yds	TD
2015	HOU	1	0	8	5	3	0	1	0.0	0.0	0	0	0	0	0	0	0	0	0
<b>Totals</b>		<b>1</b>	<b>0</b>	<b>8</b>	<b>5</b>	<b>3</b>	<b>0</b>	<b>1</b>	<b>0.0</b>	<b>0.0</b>	<b>0</b>	<b>0</b>	<b>0</b>	<b>0</b>	<b>0</b>	<b>0</b>	<b>0</b>	<b>0</b>	<b>0</b>

### ADDITIONAL STATISTICS

Special Teams Tackles (11): 2013 - 4; 2014 - 3; 2015 - 4

### CAREER GAME HIGHS

Tackles: 9 vs. IND, 10/16/16 | QBH: 3, 2x – last: vs. KC 9/18/16 | TFL: 2 at JAX, 11/13/16 | PD: 1, 3x – last: at JAX, 11/13/16  
 Sacks: 1.5 vs. KC, 9/18/16 | FF: 1 vs. KC, 9/18/16 | FR: 1 vs. NE, 12/13/15

- Registered a sack, one tackle and a special teams tackle vs. Indianapolis in his Texans debut
- Notched a pair of quarterback hits at Tennessee (10/26) in Week 8
- Combined with DE J.J. Watt for a sack and added a quarterback hit, a pass defended, a special teams tackle and a tackle vs. Philadelphia (11/2) in Week 9
- Made a special teams tackle at Cleveland (11/16) in Week 11
- Had a career-high three tackles, a tackle for loss and a quarterback hit vs. Tennessee (11/30) in Week 13
- Made a pair of tackles and had a quarterback hit at Indianapolis (12/14) in Week 15
- Assisted on a tackle vs. Baltimore (12/21) in Week 16

### 2013 (Baltimore 7/0):

- Made four special teams tackles in five games for Baltimore

### COLLEGE:

- Played four seasons (2009-12) at Ohio State University in Columbus, Ohio
- Big Ten Defensive Player of the Year (2012)
- Totaled 154 tackles (81 solo), 20.5 sacks, 10 passes defended, three fumble recoveries and 43 tackles for loss in his career
- Saw action in 50 games, including 37 consecutive starts
- First-team All-Big Ten by the media and coaches (2012)
- Two-time third-team All-American by the Associated Press (2011-12)

## JOHN SIMON

- Majored in sports & leisure studies

### PERSONAL:

- Prepped at Cardinal Mooney High School in Youngstown, Ohio
- Two-time All-State honoree, helping his team to three state title games and a regional semifinals appearance
- Was Ohio's Division IV and NE Ohio's Defensive Player of the Year as a senior when he had 148 tackles, 13 tackles for loss, 11 sacks and three forced fumbles
- Played in the U.S. Army All-American game and was a member of the National Honor Society and a Cardinal Mooney Ambassador



## ANTONIO SMITH

- Posted one solo tackle at San Diego (12/6) and vs. Oakland (12/13)
- Played on defense at Pittsburgh (12/20), vs. Cincinnati (12/28) and vs. San Diego (1/3/16)
- Sacked Steelers QB Ben Roethlisberger for seven yards and added two solo stops in Denver's AFC Divisional Playoff Game vs. Pittsburgh (1/17/16)
- Assisted on one tackle in Denver's AFC Championship Game vs. New England (1/24/16)
- Notched one quarterback hit in Denver's Super Bowl 50 victory vs. Carolina (2/7/16)

### 2014 (Oakland 16/16):

- Started all 16 games for the Raiders and posted 36 tackles (19 solo), 3.0 sacks and one forced fumble
- Received the inaugural Craig Long Pride and Poise Award, presented to the Raiders player who best exemplifies professionalism with the local media
- Registered his sixth career multi-sack game (2.0) vs. San Francisco (12/7)

### 2013 (Houston 15/15):

- Started all 15 games played for Houston, finishing with 30 tackles (22 solo), 5.0 sacks and one forced fumble
- Tallied 2.5 sacks in his first three games of the season
- Notched his fifth career multi-sack game (2.0) vs. Indianapolis (11/3)

### 2012 (Houston 16/16, 2/2):

- Started all 16 games for the third consecutive season and recorded a career-best 7.0 sacks to go along with 30 tackles (23 solo), three passes defended, two forced fumbles and one fumble recovery
- Posted three solo tackles in two postseason starts for the Texans
- Registered his fourth career multi-sack game (2.0) vs. Baltimore (10/21)
- Collected his career-best seventh sack of the season at Indianapolis (12/30)

### 2011 (Houston 16/16, 2/2):

- Selected to his first career Pro Bowl after starting all 16 games and finishing with 25 tackles (19 solo), 6.5 sacks, two passes defended and one forced fumble
- Opened two postseason games and collected eight tackles (seven solo) and 1.0 sack
- Started the season with at least a half sack in Houston's first five games
- Recorded the third multi-sack game (2.0) of his career vs. Tennessee (1/1/12)
- Notched 1.0 sack and a postseason-best five solo tackles in Houston's AFC Wild Card Playoff Game vs. Cincinnati (1/7/12)

### 2010 (Houston 16/16):

- Started all 16 games for the first time in his career, registering 38 tackles (23 solo), 4.0 sacks, two passes defended and one forced fumble for Houston
- Tallied his second career multi-sack game (2.0) at Oakland (10/3)

### 2009 (Houston 16/15):

- Started 15-of-16 games played in his first season with the Texans and recorded 34 tackles (26 solo), 4.5 sacks, one pass defended, two forced fumbles and two fumble recoveries
- Recovered a fumble and made three solo tackles in his Texans debut vs. New York Jets (9/13)

### 2008 (Arizona 16/10, 4/3):

- Played all 16 games (10 starts) for the third consecutive season for Arizona, finishing the regular season with 41 tackles (31 solo), 3.5 sacks, two forced fumbles and three fumble recoveries
- Played all four (three starts) of the Cardinals' postseason contests, totaling eight tackles (seven solo), 2.0 sacks, one forced fumble and one fumble recovery
- Recorded 1.0 sack in Arizona's NFC Wild Card Game vs. Atlanta (1/3/09)
- Started his first postseason game and tallied 1.0 sack in Arizona's NFC Divisional Game at Carolina (1/10/09)
- Started and notched two tackles in Arizona's Super Bowl XLII loss vs. Pittsburgh (2/1/09)

### 2007 (Arizona 16/13):

- Started 13-of-16 games played for Arizona, finishing with a career-best 44 tackles (37 solo), 5.5 sacks, one forced fumble and three fumble recoveries
- Registered 3.5 sacks through Games 1-5, which bested his previous career-high for a single season
- Posted a career-high six tackles (four solo) at Baltimore (9/23)
- Recovered his first career forced fumble vs. Detroit (11/11)

### 2006 (Arizona 16/8):

- Played all 16 games for the first time in his career, registering 25 tackles (15 solo), 2.5 sacks and two fumble recoveries for the Cardinals
- Recovered his first career fumble vs. St. Louis (9/24)
- Totaled a season-high five tackles (two solo) vs. Denver (12/17)

### 2005 (Arizona 11/8):

- Appeared in 11 games (eight starts), totaling 16 solo tackles and 3.0 sacks
- Named an All-NFL Europe selection playing for the Hamburg Sea Devils in the spring

- Spent the first four weeks of the NFL season competing on Arizona's practice squad
- Made his first career tackle vs. Seattle (11/6)
- Made his first NFL start at Detroit (11/13)
- Tallied his first two career sacks vs. Houston (12/18)

### 2004 (Arizona 2/0):

- Selected by Arizona in the fifth round (135th overall) of the 2004 NFL Draft
- Played two games after spending the first 13 weeks of his rookie year on the practice squad
- Made his NFL debut vs. St. Louis (12/19)

### COLLEGE:

- Played two seasons (2002-03) at Oklahoma State University after transferring from Northeastern Oklahoma A&M College
- Totaled 60 tackles (30 solo), 8.5 sacks, 13 tackles for loss and three passes defended in his two years with the Cowboys
- Garnered All-Big 12 Conference honorable-mention honors after his junior and senior seasons
- Finished his senior season with 29 tackles (14 solo), 5.0 sacks, seven tackles for loss and one pass defended before missing the rest of the season with a leg injury

### PERSONAL:

- Attended John Marshall High School in Oklahoma City
- Named honorable mention all-city and all-state following his senior year
- Began playing football in the ninth grade
- Lettered in track and earned all-city in shot put
- Born on Oct. 21, 1981, in Oklahoma City



## JAELEN STRONG

WIDE RECEIVER | 6-2 | 205 | ARIZONA STATE

Hometown: Philadelphia, Pa. | 2nd NFL Season | 2nd with Texans | Age: 22

Acquired: D3-'14 | 2016 GP/GS: 8/2 | Career GP/GS (Playoffs): 18/3 (1/1)

Teams: Houston 2015-16

# 11

### TRANSACTIONS:

Selected by the Houston Texans with the sixth pick in the third round (70th overall) of the 2015 NFL Draft.

### 2016 (Houston 8/2):

- Played 12 snaps on offense in the season opener vs. Chicago (9/11)
- Was targeted once but did not record any statistics vs. Kansas City (9/18) in Week 2
- Made his first start of the season and second of his career and caught one pass for 15 yards at New England (9/22)
- Finished second on the team with a season-high five receptions for 31 yards vs. Tennessee (10/2)
- Tied for the team lead and posted his second straight game with five receptions for a season-high 39 yards at Minnesota (10/9) in Week 5
- Started his second game of the season and hauled in a crucial 36-yard reception to set up K Nick Novak's game-winning field goal in overtime vs. Indianapolis (10/16) in Week 6
- Inactive for Week 10 at Jacksonville (11/13) and Week 11 at Oakland (11/21) with an injury

### 2015 (Houston 10/1, 1/1):

- Did not play in Week 1 vs. Kansas City (9/13)
- Inactive Weeks 2-4
- Became the first player in Texans history to score two receiving touchdowns in his first career game (10/8)
- Became the second player in team history to score two receiving touchdowns in a game as a rookie (10/8)
- Became the first NFL player since Jaguars WR Allen Hurns in Week 1 of 2014 to catch two touchdowns on his first two receptions in his first career game (10/8)
- Caught a 42-yard touchdown pass from QB Brian Hoyer as time expired in the first half, which marked his first career reception, vs. Indianapolis (10/8)
- Scored on an 11-yard pass from Hoyer in the third quarter, giving him a total of two catches for 53 yards and two touchdowns in the game vs. Indianapolis (10/8)
- Inactive in Week 10 at Cincinnati (11/16) and Week 12 vs. New Orleans (11/29)
- Totaled two receptions for 23 yards and a touchdown at Indianapolis (12/20)
- Caught an 8-yard touchdown pass from QB Brandon Weeden in the fourth quarter at Indianapolis (12/20), his third receiving touchdown of the season, all coming against the Colts
- Passed WR DeAndre Hopkins (two in 2013) for the third-most receiving touchdowns by a rookie in team history

### COLLEGE:

- Played two seasons (2013-14) at Arizona State University in Tempe, Ariz. after playing the 2012 season at Peirce College in Philadelphia
- Redshirted the 2011 campaign at Peirce
- Saw action in 26 career games in two seasons with the Sun Devils making 157 receptions for 2,287 receiving yards and 17 touchdowns
- His career receptions total ranks fifth all-time in school history
- Tallied four All-American Awards including *Sporting News* All-America (Second Team), *Sports Illustrated* All-America (Second Team), *CBSSports.com* All-America (Second Team) and *ESPN.com* All-America in 2014
- Named to the Phil Steele All-Pac-12 First Team and Phil Steele All-America Third Team and was a Biletnikoff Award Semifinalist in 2014
- Recorded 82 receptions, good for third in the Arizona State record books for a single-season effort and his 1,165 yards receiving placed him fifth for single-season yardage marks as a Sun Devil, while also recording 10 touchdowns in 2014
- Had nine 100-plus yard receiving games in his career, third-most in ASU history
- Had a breakout first year as a Sun Devil recording 75 receptions for a team-high 1,122 yards and seven touchdowns on his way to Second-Team All-Pac-12 Honors in 2013
- Phil Steele First Team All-Pac-12 member and won the John Jefferson Outstanding Receiver

### 2016 STATISTICS

REGULAR SEASON				RECEIVING					RUSHING				
Date	Opp	GP	GS	Rec	Yds	Avg	Lg	TD	Att	Yds	Avg	Lg	TD
9/11	CHI	1	0	0	0	0.0	0	0	0	0	0.0	0	0
9/18	KC	1	0	0	0	0.0	0	0	0	0	0.0	0	0
9/22	at NE	1	1	1	15	15.0	15	0	0	0	0.0	0	0
10/2	TEN	1	0	5	31	6.2	9	0	0	0	0.0	0	0
10/9	at MIN	1	0	5	39	7.8	16	0	0	0	0.0	0	0
10/16	IND	1	1	1	36	36.0	36	0	0	0	0.0	0	0
10/24	at DEN	1	0	2	10	5.0	8	0	0	0	0.0	0	0
10/30	DET	1	0	0	0	0.0	0	0	0	0	0.0	0	0
11/13	at JAX	-	-	-	-	-	-	-	-	-	-	-	-
11/21	at OAK	-	-	-	-	-	-	-	-	-	-	-	-
11/27	SD	-	-	-	-	-	-	-	-	-	-	-	-
12/4	at GB	-	-	-	-	-	-	-	-	-	-	-	-
12/11	at IND	-	-	-	-	-	-	-	-	-	-	-	-
12/18	JAX	-	-	-	-	-	-	-	-	-	-	-	-
12/24	CIN	-	-	-	-	-	-	-	-	-	-	-	-
1/1/17	at TEN	-	-	-	-	-	-	-	-	-	-	-	-
<b>Totals</b>		<b>8</b>	<b>2</b>	<b>14</b>	<b>131</b>	<b>9.4</b>	<b>36</b>	<b>0</b>	<b>0</b>	<b>0</b>	<b>0.0</b>	<b>0</b>	<b>0</b>

### CAREER STATISTICS

REGULAR SEASON				RECEIVING					RUSHING				
Year	Team	GP	GS	Rec	Yds	Avg	Lg	TD	Att	Yds	Avg	Lg	TD
2015	HOU	10	1	14	161	11.5	42t	3	0	0	0.0	0	0
2016	HOU	8	2	14	131	9.4	36	0	0	0	0.0	0	0
<b>Totals</b>		<b>18</b>	<b>3</b>	<b>28</b>	<b>292</b>	<b>10.4</b>	<b>42t</b>	<b>3</b>	<b>0</b>	<b>0</b>	<b>0.0</b>	<b>0</b>	<b>0</b>
POSTSEASON				RECEIVING					RUSHING				
Year	Team	GP	GS	Rec	Yds	Avg	Lg	TD	Att	Yds	Avg	Lg	TD
2015	HOU	1	1	1	17	17.0	17	0	0	0	0.0	0	0
<b>Totals</b>		<b>1</b>	<b>1</b>	<b>1</b>	<b>17</b>	<b>17.0</b>	<b>17</b>	<b>0</b>	<b>0</b>	<b>0</b>	<b>0.0</b>	<b>0</b>	<b>0</b>

### CAREER GAME HIGHS

Receptions: 6 vs. JAX, 1/3/16 | Receiving Yards: 56 vs. JAX, 1/3/16 | Receiving Long: 42t vs. IND, 10/8/15  
Receiving TDs: 2 vs. IND, 10/8/15

Award winner in 2013

- Verbally committed to ASU on Christmas Day 2012
- One of the nation's most productive junior college wide receivers at Peirce College in 2012 where he caught 67 passes for 1,263 yards with 15 touchdowns in 10 games

### PERSONAL:

- Graduated from West Philadelphia (Pa.) Catholic High School in 2011 and had scholarship offers from Eastern Michigan, Villanova and VMI before opting to attend Peirce College
- Had team highs of 17 receptions for 318 yards and four touchdowns as a senior
- Had a season-high 109 yards on three receptions with two touchdowns against Philadelphia (Pa.) Archbishop Ryan on Oct. 2, 2010
- Caught 24 passes for 385 yards with four touchdowns as a junior in 2009
- Posted season-bests of five receptions for 92 yards with a touchdown against Wyndmoor (Pa.) La Salle College High School on Sept. 18, 2009
- Coached by Brian Fluck at West Catholic



## XAVIER SU'A-FILO

GUARD | 6-4 | 320 | UCLA

Hometown: American Fork, Utah | 3rd NFL Season | 3rd with Texans | Age: 25

Acquired: D2-'14 | 2016 GP/GS: 10/10 | Career GP/GS (Playoffs): 34/20 (1/1)

Teams: Houston 2014-16

# 71

### TRANSACTIONS:

Selected by the Houston Texans with the first pick in the second round (33rd overall) of the 2014 NFL Draft.

### 2016 (Houston 10/10):

- Started at left guard in all 10 games this season
- Helped pave the way for 100-yard rushing performances by RB Lamar Miller vs. Chicago (9/11) in Week 1, vs. Indianapolis (10/16) in Week 6 and at Oakland (11/21) in Week 11
- Contributed to a Texans ground attack that put together a season-high 181 rushing yards at Jacksonville (11/13) in Week 10

### 2015 (Houston 11/9, 1/1):

- Inactive in Weeks 1-3
- Made his season debut playing left guard at Atlanta (10/4)
- Inactive in Week 6
- Started at left guard in Week 7
- Did not play in Week 8
- Started at left guard in Weeks 10-17 and in Wild Card Game vs. Kansas City (1/9/16)

### 2014 (Houston 13/1):

- Saw action in 13 games
- Made his NFL debut vs. Washington (9/7)
- Played at Oakland (9/14) in Week 2, at N.Y. Giants (9/21) in Week 3, vs. Buffalo (9/28) in Week, at Dallas (10/5) in Week 5
- Made his first career start at right guard vs. Indianapolis (10/9) in Week 6
- Played at Pittsburgh (10/20) in Week 7, at Tennessee (10/26) in Week 8, vs. Philadelphia (11/2) in Week 9, at Cleveland (11/16) in Week 11 and vs. Cincinnati (11/23) in Week 12
- Saw extended playing time at left guard vs. Tennessee (11/30) in Week 13
- Played at Jacksonville (12/7) in Week 14
- Inactive in Weeks 15-17

### COLLEGE:

- Played three seasons (2009; 12-13) at the University of California, Los Angeles
- Started all 40 games that he suited up for with the Bruins, playing 21 contests at left guard and 19 at left tackle
- Began his career at UCLA in 2009
- Returned to the UCLA program in 2012 after serving two years on a Mormon Church mission to Alabama and Florida
- Recorded 43 touchdown-resulting blocks and 337 knockdowns
- Second-Team All-American (2013)
- Two-time first-team All-Pac 12 (2012,2013)

### PERSONAL:

- Attended Timpview High School in Provo, Utah, playing football for Head Coach Louis Wong
- Started on the offensive line since his sophomore season
- Earned Class 4A first-team All-State honors as a junior and senior
- Helped to lead his high school team to the state championships in 2006, 2007 and 2008 and a state-record 36 consecutive wins
- Selected to play in the Under Armour All-America game
- Named Utah State 4A Offensive Player of the Year in 2008
- Fluent in Spanish

## CAREER STATISTICS

### REGULAR SEASON GAMES PLAYED/STARTED (PLAYOFFS):

2014 Houston: 13/1 (0/0)

2015 Houston: 11/9 (1/1)

2016 Houston: 10/10

**TOTAL: 34/20 (1/1)**



## JOSH WALKER

GUARD | 6-5 | 328 | MIDDLE TENNESSEE STATE

Hometown: Spring City, Tenn. | 2nd NFL Season | 1st with Texans | Age: 25

Acquired: FA-'16 | 2016 GP/GS: 0/0 | Career GP/GS (Playoffs): 13/0 (0/0)

Teams: Indianapolis 2014; Green Bay 2014-15; Houston 2016

# 73

### TRANSACTIONS:

Signed by the Indianapolis Colts as a college free agent on May 11, 2014...Waived by the Colts on Aug. 30, 2014...Signed to the Colts practice squad on Aug. 31, 2014...Released from the Colts practice squad on Sept. 16, 2014...Signed to the Green Bay Packers practice squad on Sept. 23, 2014...Signed by the Packers on Jan. 20, 2015...Waived by the Packers on Sept. 3, 2016...Signed to the Houston Texans practice squad on Oct. 27, 2016...Signed to the Texans active roster on Nov. 8, 2016.

### 2016 (Houston 0/0):

- Waived by Green Bay on Sept. 3 and signed to the Texans practice squad on Oct. 27
- Spent Week 8 on the Texans practice squad
- Elevated to the Texans active roster on Nov. 8
- Active but did not play in Week 10 at Jacksonville (11/13)
- Inactive for Week 11 at Oakland (11/21)

### 2015 (Green Bay 13/0):

- Played in 13 games, seeing action on offense and special teams
- Inactive for three contests during the regular season and both playoff games (healthy scratch)
- Made his NFL debut, appearing on five snaps on special teams and three on offense, lining up as an extra lineman on the left side for three plays late in the fourth quarter at Chicago (9/13)
- Saw the most significant action of his career on offense, playing 32 snaps at right guard in place of T.J. Lang after he departed midway through the second quarter due to a knee injury, vs. St. Louis (10/11)
- Filled in for Lang on all but one series, helping the line allow just 2.0 sacks of QB Aaron Rodgers to a St. Louis defense that entered the game tied for No. 2 in the NFL with 17.0 sacks in the first four games, vs. St. Louis (10/11)
- Played 26 snaps on offense, seeing time in the second half at right tackle in place of an injured Bryan Bulaga (ankle) and at right guard in place of Lang, at Arizona (12/27)

### 2014 (Indianapolis 0/0; Green Bay 0/0):

- Was on the Packers practice squad for the final 13 games of the regular season and their two playoff games
- Originally entered the NFL as a college free agent with Indianapolis, signing with the Colts on May 12
- Waived by the Colts in the final roster reduction on Aug. 30
- Signed to the Colts practice squad on Sept. 1, but was released on Sept. 16
- Signed to Green Bay's practice squad on Sept. 23

### COLLEGE:

- Played four seasons (2010-13) at Middle Tennessee State University in Murfreesboro, Tenn. after redshirting the 2009 campaign
- Played in 49 games with 34 starts, including 25 straight starts to end his collegiate career
- Never missed a game during his career
- Earned second-team All-Conference USA honors and was voted a team captain in his final season for the Blue Raiders in 2013
- Started all 13 games that season and ranked second on the team with 980 snaps played as part of an offensive line that produced five different 100-yard rushers and seven games of 200-plus yards on the ground
- Paved the way for the running game to compile 200-plus yards rushing in five consecutive wins, as the Blue Raiders rushed for 308 yards and two touchdowns vs. Marshall (Oct. 24), 259 yards at Alabama-Birmingham (Nov. 2), 249 yards and four touchdowns vs. Florida International (Nov. 9), 246 yards and three touchdowns at Southern Miss (Nov. 23) and 304 yards and four touchdowns vs. Texas-El Paso (Nov. 30)
- As a junior in 2012, received honorable mention All-Sun Belt recognition from the conference's coaches and second-team All-Sun Belt honors from Phil Steele's College Football after starting all 12 games
- Was a part of an offensive line that ranked second nationally in fewest sacks allowed and paved the way for three different 100-yard rushers
- Blocked for an offense that gained 510 total yards (264 rushing, 246 passing) and scored seven touchdowns (five rushing, two passing) at Georgia Tech (Sept. 29)
- Also paved the way for RB Benny Cunningham to rush for a career-high five touchdowns in the 49-28 win at Georgia Tech
- Helped Cunningham set new career highs for carries (36) and yardage (230) at FIU (Oct. 13)
- Appeared in 11 games and made eight starts as a sophomore in 2011
- Blocked for an offense that tallied 582 total yards (167 rushing, 415 passing) at Troy (Sept. 24), 477 yards (200 rushing, 277 passing) vs. Memphis (Oct. 1) and 482 yards (200 rushing,

## CAREER STATISTICS

### REGULAR SEASON GAMES PLAYED/STARTED (PLAYOFFS):

2014 Indianapolis: 0/0 (0/0)

2015 Green Bay: 13/0 (0/0)

2016 Houston: 0/0 (0/0)

**TOTAL: 13/0 (0/0)**

- 282 passing) vs. Western Kentucky (Oct. 6)
- Played in all 13 games and made one start as a redshirt freshman in 2010
- Started vs. North Texas (Nov. 13), the first start of his collegiate career
- Earned a degree in liberal studies

### PERSONAL:

- Attended Rhea County High School in Evensville, Tenn.
- Was a three-year starter on the offensive and defensive line for the Golden Eagles
- Named to The Tennessean's 2008 Dream Team and the Best of Preps after recording 41 pancake blocks his senior year in helping lead his team to a 10-3 record
- Also lettered in track and field his senior year, participating in the shot put and discus events
- Born in Knoxville, Tenn.

# TEXANS BIOS



## BRANDON WEEDEN

QUARTERBACK | 6-4 | 230 | OKLAHOMA STATE

Hometown: Oklahoma City, Okla. | 5th NFL Season | 2nd with Texans | Age: 33  
 Acquired: W-15 (DAL) | 2016 GP/GS: 0/0 | Career GP/GS (Playoffs): 34/25 (0/0)  
 Teams: Cleveland 2012-13; Dallas 2014-15; Houston 2015-16

# 5

### TRANSACTIONS:

Selected by the Cleveland Browns with the 22nd pick in the first round (22nd overall) of the 2012 NFL Draft...Waived by the Browns on March 12, 2014...Signed by the Dallas Cowboys on March 17, 2014...Waived by the Cowboys on Nov. 17, 2015...Claimed off waivers by the Houston Texans on Nov. 19, 2015...Re-signed with the Texans on April 1, 2016.

### CAREER:

- Started 20-of-23 games in Cleveland (2012-2013)
- As a rookie with the Browns, started 15 games and throwing for 3,385 yards, a Browns rookie record, and 14 touchdowns while completing 57.4 percent of his passes
- Played in five games with one start for the Cowboys in 2014 and went 24-of-41 for 303 yards with three touchdowns and two interceptions
- Claimed off waivers by the Texans in November 2015 after playing in four games (three starts) with Dallas

### 2016 (Houston 0/0):

- Inactive for Weeks 1-11

### 2015 (Dallas 4/3; Houston 2/1):

- Started in Weeks 3-5 for the Dallas Cowboys after QB Tony Romo was placed on IR-Designated to Return
- Entered the game for the Cowboys in Week 2 at Philadelphia (9/20) and completed 7-of-7 passes for 73 yards, and a touchdown (149.7 rating)
- Started for the Cowboys in Week 3 against Atlanta (9/27) and completed 22-of-26 passes for 232 yards and an interception (87.8 rating)
- Started for the Cowboys in Week 4 at New Orleans (10/4) and went 16-for-26 for 246 yards and a touchdown (105.6 rating)
- Started for the Cowboys in Week 5 against New England (10/11) and went 26-for-39 for 187 yards and an interception (66.9 rating)
- Claimed off waivers by the Texans on Nov. 19
- Did not play in Week 11 vs. N.Y. Jets (11/22)
- Inactive in Weeks 12-14
- Completed 11-of-18 passes for 105 yards, one touchdown and a 95.8 passer rating at Indianapolis (12/20)
- Entered the game after QB T.J. Yates exited due to injury in the second quarter at Indianapolis (12/20) and completed 4-of-5 passes for 36 yards on the ensuing drive, which led to a field goal at the end of the first half
- Threw an 8-yard touchdown pass to WR Jaelen Strong in the fourth quarter at Indianapolis (12/20), his first with the Texans, third of the season and 29th of his career. On the 10-play, 90-yard drive, went 4-of-6 for 54 yards and the score
- Became the first player in franchise history with two passing touchdowns and one rushing touchdown in a game at Tennessee (12/27)
- Completed 15-of-24 passes for 200 yards, two touchdowns, no interceptions and a 116.7 passer rating at Tennessee (12/27), which was the highest passer rating he'd recorded in a game in which he started
- Scored his first career rushing touchdown on a 7-yard run in the second quarter at Tennessee (12/27)
- Completed a 44-yard pass to WR DeAndre Hopkins in the second quarter at Tennessee (12/27), his longest completion since joining the Texans
- Did not play in Week 17 vs. Jacksonville (1/3/16) and in Wild Card Game vs. Kansas City (1/9/16)

## 2016 STATISTICS

REGULAR SEASON													PASSING				RUSHING				
Date	Opp	GP	GS	Att	Cmp	Pct	Yds	Yd/A	TD	Int	Lg	Sack	Lost	Rate	Att	Yds	Avg	Lg	TD		
9/11	CHI																				
9/18	KC																				
9/22	at NE																				
10/2	TEN																				
10/9	at MIN																				
10/16	IND																				
10/24	at DEN																				
10/30	DET																				
11/13	at JAX																				
11/21	at OAK																				
11/27	SD																				
12/4	at GB																				
12/11	at IND																				
12/18	JAX																				
12/24	CIN																				
1/1/17	at TEN																				
<b>Totals</b>		<b>0</b>	<b>0</b>	<b>0</b>	<b>0</b>	<b>0.0</b>	<b>0</b>	<b>0.0</b>	<b>0</b>	<b>0</b>	<b>0</b>	<b>0</b>	<b>0</b>	<b>0.0</b>	<b>0</b>	<b>0</b>	<b>0.0</b>	<b>0</b>	<b>0</b>	<b>0</b>	

## CAREER STATISTICS

REGULAR SEASON													PASSING				RUSHING				
Year	Team	GP	GS	Att	Cmp	Pct	Yds	Yd/A	TD	Int	Lg	Sack	Lost	Rate	Att	Yds	Avg	Lg	TD		
2012	CLE	15	15	517	297	57.4	3,385	6.5	14	17	71t	28	186	72.6	27	111	4.1	25	0		
2013	CLE	8	5	267	141	52.8	1,731	6.5	9	9	95t	27	180	70.3	12	44	3.7	11	0		
2014	DAL	5	1	41	24	58.5	303	7.4	3	2	43t	1	9	85.7	6	-1	-0.2	1	0		
2015	DAL	4	3	98	71	72.4	738	7.5	2	2	67	8	62	92.1	9	30	3.3	11	0		
2015	HOU	2	1	42	26	61.9	305	7.3	3	0	44	2	15	107.7	7	17	2.4	7t	1		
2016	HOU	0	0	0	0	0.0	0	0.0	0	0	0	0	0	0.0	0	0	0.0	0	0		
<b>Totals</b>		<b>34</b>	<b>25</b>	<b>965</b>	<b>559</b>	<b>57.9</b>	<b>6,462</b>	<b>6.7</b>	<b>31</b>	<b>30</b>	<b>95t</b>	<b>66</b>	<b>452</b>	<b>76.0</b>	<b>61</b>	<b>201</b>	<b>3.3</b>	<b>25</b>	<b>1</b>		

### CAREER GAME HIGHS

Attempts: 53 vs. MIA, 9/8/13 | Completions: 27 vs. BUF, 9/23/12 | Passing Yards: 370 vs. JAX, 12/1/13  
 Passing TDs: 3 vs. JAX, 12/1/13 | INTs: 4 vs. PHI, 9/9/12 | Passing Long: 95 vs. JAX, 12/1/13 | Rating: 116.7 at TEN, 12/27/15  
 Rushing Attempts: 5, 2x - last: at IND, 12/20/15 | Rushing Yards: 25 vs. PHI, 9/9/12 | Rushing TDs: 1 at TEN, 12/27/15

### 2014 (Dallas 5/1):

- Played in five games with one start and completed 24-of-41 passes for 303 yards with three touchdowns and two interceptions
- Made his Cowboys debut in place of Romo (back) in the third and fourth quarters of the overtime loss vs. Washington (10/27) and completed 4-of-6 passes for 69 yards and a touchdown
- Started in place of QB Tony Romo (back) against Arizona (11/2) and completed 18-of-33 (54.5%) passes for 183 yards with one touchdown and two interceptions
- Stepped in for Romo in the fourth quarter when the game was in check at Jacksonville (11/9) in London and completed his lone pass (eight yards) and had three kneel downs
- Entered the game late in the fourth quarter of the NFC East-clinching win vs. Indianapolis (12/21) to complete his only attempt for a 43-yard touchdown and handed the ball off three times on the next drive
- Played one snap in the fourth quarter of the season-ending win at Washington (12/28) and handed the ball to RB Joseph Randle, who took it a career-long 65 yards for a touchdown

### 2013 (Cleveland 6/5):

- Started five of the eight games he played in, completing 141-of-267 passes for 1,731 yards with nine touchdowns and nine interceptions
- Threw a career-high 53 passes against Miami (9/8)
- Completed a season-high 26 passes on his way to 292 yards and two touchdowns against Detroit (10/13)
- Threw a career-high three passes of 25-plus yards, including a career-long 95-yard touchdown pass to WR Josh Gordon, on his way to a career-best 370 passing yards and three touchdowns against Jacksonville (12/1)

### 2012 (Cleveland 15/15):



## BRANDON WEEDEN

- Started and played in 15 games, completing 297-of-517 passes for 3,385 yards with 14 touchdowns and 17 interceptions
- Added 27 runs for 111 yards, the third-highest total on the team
- His 3,385 passing yards were a Browns rookie record, the seventh-highest figure ever by an NFL rookie and the 10th most by any Browns quarterback
- Finished second among NFL rookies in passing yards (3,385), passing first downs (168) and completions of 20-plus yards (48)
- Threw his first career touchdown pass on a 32-yard screen to RB Trent Richardson and recorded his first career 300-yard passing game (322) while completing a career-high 70.3 percent of his passes at Cincinnati (9/16)
- Completed a career-high 27 passes at home against Buffalo (9/23)
- Attempted a season-high 52 passes and threw for 320 yards with a career-high 17 first downs at Baltimore (9/27)
- Recorded his first win and threw two touchdown passes vs. Cincinnati (10/14)
- Completed 69.4 percent of his passes and compiled 364 passing yards in a win at Oakland (12/2)

### COLLEGE:

- Played four seasons (2008-11) at Oklahoma State University in Oklahoma City after redshirting the 2007 campaign
- Started the final 26 games of his 30-game career with the Cowboys
- Completed 767-of-1,103 career passes for 9,260 yards and 75 touchdowns, both of which are Oklahoma State records
- As a senior, finished second in the nation with a school single-season record 4,727 passing yards, while completing 409-of-565 passes and throwing for a single-season record 37 touchdowns
- Broke school records in total attempts, completions, yardage, and touchdowns
- Established a school record with 502 yards passing against Kansas State
- As a junior, completed 342-of-511 passes for 4,277 yards with 34 touchdowns
- Appeared in three games as a sophomore, completing 15-of-24 passes for 248 yards with four touchdowns
- Saw action in one game in 2008 after redshirting as a freshman

### PERSONAL:

- As a pitcher, was the first player chosen by the New York Yankees (second round, 71st overall) in the 2002 MLB Draft
- Traded to the Los Angeles Dodgers after the 2003 season then selected in the Rule 5 Draft by the Kansas City Royals
- Played his last season of professional baseball in 2006 with the Class-A High Desert Mavericks of the California League
- Started at quarterback for Edmond (Okla.) Santa Fe High School, where he led the team to a victory in the state semifinals and was named team MVP and offensive player of the year
- Threw for the second-most yards in the state of Oklahoma as senior (2001), totaling 2,863 yards with 25 scores
- An all-state selection in football, baseball and as a forward in basketball
- Married to Melanie
- Participated in various community outreach programs while with Cleveland and Dallas, including the 2014-15 Draft Day/Fan Appreciation Party, the 2014 NFL Play 60 clinic in London, Annual Team Holiday Hospital Visits, the Make-A-Wish Foundation of North Texas, the Salvation Army Angel Tree Christmas Program, and more



## JON WEEKS

LONG SNAPPER | 5-10 | 250 | BAYLOR

Hometown: Bethpage, N.Y. | 7th NFL Season | 7th with Texans | Age: 30  
 Acquired: FA-'10 | 2016 GP/GS: 10/0 | Career GP/GS (Playoffs): 106/0 (5/0)  
 Teams: Houston 2010-16

# 46

### TRANSACTIONS:

Signed by the Houston Texans as a college free agent on April 28, 2010...Re-signed with the Texans on March. 5, 2012...Signed a contract extension with the Texans on Sept. 7, 2015.

### CAREER:

- Named to the 2015 Pro Bowl
- Signed by the Texans during the 2010 offseason and made the roster out of training camp
- Has handled 1,013 extra point, field goal and punt snaps and has contributed with 23 special teams tackles
- Owns a streak of 106 consecutive regular season games played, which is the fourth-longest streak in Texans history
- Signed a contract extension with the Texans on Sept. 8, 2015

### 2016 (Houston 10/0):

- Served as long snapper on extra points, field goals and punts in Weeks 1-11
- Played in the 100th regular season game of his career vs. Tennessee (10/2) in Week 4

### 2015 (Houston 16/0, 1/0):

- Named to his first Pro Bowl
- Served as long snapper on extra points, field goal and punts in all 16 games
- Has a career-high eight special teams tackles
- Passed LS Bryan Pittman (95) for the eighth-most regular season games played in Texans history
- Recovered a fumble on a punt return by Titans WR Harry Douglas in the first quarter at Tennessee (12/27). RB Alfred Blue forced the fumble on the play, which led to a 22-yard field goal by K Nick Novak
- Served as the long snapper in Wild Card Game vs. Kansas City (1/9/16), his fifth career postseason game

### 2014 (Houston 16/0):

- Served as long snapper on extra points, field goal and punts in all 16 games
- Made a special teams tackle at N.Y. Giants (9/21)
- Recorded a special teams tackle at Dallas (10/5) in Week 5

### 2013 (Houston 16/0):

- Saw action on special teams in all 16 games and made a career-high six special teams tackles

### 2012 (Houston 16/0, 2/0):

- Served as long snapper on extra points, field goal and punts in all 16 games plus both playoff games
- Helped K Shayne Graham set the team scoring record with 138 points
- Helped P Donnie Jones set the team punting records with a gross average of 47.1 yards per punt on the season and net average of 40.5 yards
- Recorded a special teams tackle at Denver (9/30)

### 2011 (Houston 16/0, 2/0):

- Served as long snapper on extra points, field goal and punts for all 16 games of the season
- Helped K Neil Rackers set team records for field goals made (32) and points in a season (135)
- Helped rookie P Brett Hartmann set a team record with a 44.4 gross punt average
- Made his postseason debut and saw action on special teams in AFC Wild Card Playoff vs. Cincinnati (1/7/12)

### 2010 (Houston 16/0):

- Served as long snapper on extra points, field goal and punts in all 16 contests
- Efforts helped K Neil Rackers convert 27-of-30 field goal attempts and 43-of-43 extra point opportunities while tying K Kris Brown's Texans record for 124 points in a season
- Made his professional debut long snapping in the season opener vs. Indianapolis (9/12)
- Snapped on punt/field goal attempts at Washington (9/19) including Rackers' game-winning 35-yard field goal
- Reached 125 consecutive perfect snaps with seven successful long snaps at Tennessee (12/19)
- Contributed to Rackers hitting all three field goal attempts including a career long of 57 yards at Denver (12/26)

### COLLEGE:

## CAREER STATISTICS

### REGULAR SEASON GAMES PLAYED/STARTED (PLAYOFFS):

2010 Houston: 16/0 (0/0)  
 2011 Houston: 16/0 (2/0)  
 2012 Houston: 16/0 (2/0)  
 2013 Houston: 16/0 (0/0)  
 2014 Houston: 16/0 (0/0)  
 2015 Houston: 16/0 (1/0)  
 2016 Houston: 10/0  
**TOTAL: 106/0 (5/0)**

### ADDITIONAL STATISTICS

Extra Point, Field Goal and Punt Snap Attempts: 1,013  
 Special Teams Tackles (23): 2010 - 3; 2011 - 0; 2012 - 2; 2013 - 6; 2014 - 2; 2015 - 8; 2016 - 2  
 Misc. Stats: Recovered a fumble on a punt return by Titans WR Harry Douglas in the first quarter at Tennessee (12/27/15)

- Played four seasons (2004-07) at Baylor University in Waco, Texas
- Originally attended Baylor as an invited walk-on
- Earned a scholarship after his freshman season
- Was discovered at a special teams camp by the Baylor special teams coach
- Snapped for two-time Ray Guy Award winner Daniel Sepulveda
- Handled the long-snapping chores for Baylor from 2004-07 and earned four varsity letters

### PERSONAL:

- Was in training to be an EMT when called by the Texans for a tryout
- An all-region offensive and defensive lineman for Mountain Ridge High School in Glendale, Ariz.
- Two-way player of the year selection
- Friday Night Fever Defensive Line Player of the Year
- Received the Curley Culp Award as Arizona's best defensive lineman
- Mountain Ridge recorded four straight winning records during his prep career and captured regional titles in both 2000 and 2002
- Mountain Lions went 24-2 during Weeks' last two seasons, which included a 14-1 mark and a state semifinal appearance as a junior in 2002



## VINCE WILFORK

**NOSE TACKLE | 6-2 | 325 | MIAMI (FLA.)**

Hometown: Boynton Beach, Fla. | 13th NFL Season | 2nd with Texans | Age: 35  
 Acquired: UFA-'15 (NE) | 2016 GP/GS: 9/9 | Career GP/GS (Playoffs): 183/173 (22/20)  
 Teams: New England 2004-14; Houston 2015-16

# 75

### TRANSACTIONS:

Selected by the New England Patriots with the 21st pick in the first round (21st overall) of the 2004 NFL Draft...Re-signed with the Patriots on March 5, 2010...Signed by the Houston Texans on March 17, 2015.

### HONORS:

- Won two Super Bowls (XXXIX, XLIX)
- Won four AFC Championships (2004, 2007, 2011, 2014)
- First-team All-Pro (2012)
- Second-team All-Pro three times (2007, 2010-11)
- Named to the Pro Bowl roster five times (2007, 2009-12)
- Pro Football Writers Association All-AFC five times (2007, 2009-12)
- Named to New England Patriots 50th Anniversary Team
- 2010 recipient of the Ron Burton Community Service Award

### CAREER:

- A 13th-year defensive tackle who has started all but one game since joining the Texans as a free agent in March 2015
- Played in 158 games (148 starts) over 11 seasons with the New England Patriots, compiling 517 tackles (352 solo), 16.0 sacks, three interceptions returned for 48 yards, 35 quarterback hits, 28 tackles for loss, 12 fumble recoveries, four forced fumbles, and 26 passes defended before joining the Texans
- Served as a defensive co-captain for seven straight seasons (2008-14) and helped the Patriots defense finish in the top-10 in points allowed nine times (2004, 2006-10, 2012-14)
- In 2007, earned his first career Pro Bowl selection and was named to the Associated Press All-Pro Team
- Had a 123-35 (.778) record in 158 regular season games with the Patriots
- Member of the first team in NFL history to complete a 16-0 regular season (2007 Patriots), which tied the NFL all-time record with 18 overall victories in a season, and outscored opponents by an NFL-record 315 points
- With Wilfork manning the middle of the defensive line, New England ranked in the top-11 in rushing yards allowed per game three times during the last five seasons (2010, 2012, 2014)
- Patriots all-time leader in interceptions by a defensive lineman with three career picks

### 2016 (Houston 9/9):

- Recorded a tackle for loss and his first pass defended since 2014 in the season opener vs. Chicago (9/11)
- Notched two tackles vs. Kansas City (9/18)
- Posted a single-game season-high seven tackles, which marked his highest total since 2014, at New England (9/22) in Week 3
- Tallied three stops (one solo) vs. Tennessee (10/2) in Week 4
- Registered two tackles and his first quarterback hit of the year at Minnesota (10/9) in Week 5
- Notched one solo tackle vs. Detroit (10/30) in Week 8

## 2016 STATISTICS

REGULAR SEASON				TACKLES				SACKS		INTERCEPTIONS				FUMBLES					
Date	Opp	GP	GS	Tot	Solo	Asst	QBH	TFL	Sk	Yds	Int	Yds	Lg	TD	PD	FF	FR	Yds	TD
9/11	CHI	1	1	1	1	0	0	1	0.0	0.0	0	0	0	0	1	0	0	0	0
9/18	KC	1	1	2	0	2	0	0	0.0	0.0	0	0	0	0	0	0	0	0	0
9/22	at NE	1	1	7	2	5	0	0	0.0	0.0	0	0	0	0	0	0	0	0	0
10/2	TEN	1	1	3	1	2	0	0	0.0	0.0	0	0	0	0	0	0	0	0	0
10/9	at MIN	1	1	2	1	1	1	0	0.0	0.0	0	0	0	0	0	0	0	0	0
10/16	IND	1	1	0	0	0	0	0	0.0	0.0	0	0	0	0	0	0	0	0	0
10/24	at DEN	1	1	0	0	0	0	0	0.0	0.0	0	0	0	0	0	0	0	0	0
10/30	DET	1	1	1	1	0	0	0	0.0	0.0	0	0	0	0	0	0	0	0	0
11/13	at JAX			INACTIVE															
11/21	at OAK	1	1	0	0	0	0	0	0.0	0.0	0	0	0	0	0	0	0	0	0
11/27	SD	-	-	-	-	-	-	-	-	-	-	-	-	-	-	-	-	-	-
12/4	at GB	-	-	-	-	-	-	-	-	-	-	-	-	-	-	-	-	-	-
12/11	at IND	-	-	-	-	-	-	-	-	-	-	-	-	-	-	-	-	-	-
12/18	JAX	-	-	-	-	-	-	-	-	-	-	-	-	-	-	-	-	-	-
12/24	CIN	-	-	-	-	-	-	-	-	-	-	-	-	-	-	-	-	-	-
1/1/17	at TEN	-	-	-	-	-	-	-	-	-	-	-	-	-	-	-	-	-	-
<b>Totals</b>		<b>9</b>	<b>9</b>	<b>16</b>	<b>6</b>	<b>10</b>	<b>1</b>	<b>1</b>	<b>0.0</b>	<b>0.0</b>	<b>0</b>	<b>0</b>	<b>0</b>	<b>0</b>	<b>1</b>	<b>0</b>	<b>0</b>	<b>0</b>	<b>0</b>

## CAREER STATISTICS

REGULAR SEASON				TACKLES				SACKS		INTERCEPTIONS				FUMBLES					
Year	Team	GP	GS	Tot	Solo	Asst	QBH	TFL	Sk	Yds	Int	Yds	Lg	TD	PD	FF	FR	Yds	TD
2004	NE	16	6	42	27	15	-	-	2.0	11.0	0	0	0	0	3	0	2	0	0
2005	NE	16	16	54	40	14	-	-	0.5	4.0	0	0	0	0	1	0	1	0	0
2006	NE	13	13	51	41	10	4	-	1.0	3.0	0	0	0	0	1	0	1	0	0
2007	NE	16	16	48	36	12	7	-	2.0	18.0	0	0	0	0	2	0	1	0	0
2008	NE	16	16	66	45	21	4	3	2.0	13.0	0	0	0	0	1	0	0	0	0
2009	NE	13	13	43	31	12	0	4	0.0	0.0	0	0	0	0	3	1	0	0	0
2010	NE	16	16	57	46	11	4	8	2.0	16.0	0	0	0	0	2	0	1	0	0
2011	NE	16	16	52	29	23	10	6	3.5	17.5	2	47	28	0	5	1	2	0	1
2012	NE	16	16	48	29	19	4	6	3.0	32.0	0	0	0	0	6	2	4	2	0
2013	NE	4	4	9	4	5	1	0	0.0	0.0	0	0	0	0	0	0	0	0	0
2014	NE	16	16	47	24	23	1	2	0.0	0.0	1	1	1	0	2	0	0	0	0
2015	HOU	16	16	22	6	16	0	0	0.0	0.0	0	0	0	0	0	0	0	0	0
2016	HOU	9	9	16	6	10	1	1	0.0	0.0	0	0	0	0	1	0	0	0	0
<b>Totals</b>		<b>183</b>	<b>173</b>	<b>555</b>	<b>364</b>	<b>191</b>	<b>38</b>	<b>31</b>	<b>16.0</b>	<b>114.5</b>	<b>3</b>	<b>48</b>	<b>28</b>	<b>0</b>	<b>27</b>	<b>4</b>	<b>12</b>	<b>2</b>	<b>1</b>

### CAREER GAME HIGHS

Tackles: 10 vs. IND, 12/4/11 | QBH: 2, 5x - last: vs. NYG, 11/6/11 | TFL: 2, 3x - last: at PIT, 10/30/11  
 Sacks: 2.0 vs. MIA, 1/2/11 | PD: 2, 3x - last: vs. IND, 11/18/12

- Inactive for Week 10 at Jacksonville (11/13) with an injury, snapping a streak of 40 consecutive starts
- Returned from injury and made his ninth start of the season at Oakland (11/21) in Week 11

### 2015 (Houston 16/16, 1/1):

- Started at nose tackle in all 16 games
- Recorded two tackles at Carolina (9/20), vs. Tampa Bay (9/27), at Atlanta (10/4), and at

## VINCE WILFORK

Jacksonville (10/18)

- Notched a single-game season-high four solo tackles at Buffalo (12/6) and at Indianapolis (12/20)

### 2014 (New England 16/16, 3/3):

- Voted co-captain for the seventh straight season
- Returned from a 2013 Achilles injury to start all 16 games for the Patriots and recorded 47 tackles (24 solo), one interception, one quarterback hit, two tackles for loss, and two passes defended
- Started in the season opener at Miami (9/7) after missing most of 2013 and recorded three tackles
- Sealed the 16-9 win vs. Oakland (9/21) when he snared a deflected Raiders QB Derek Carr pass on first-and-goal from the 12-yard line with less than a minute remaining for his third career interception. With the pick, he became the Patriots all-time leader in interceptions by a defensive lineman
- Started at defensive tackle and posted six tackles in the win at Buffalo (10/12)
- Registered a season-high eight tackles in the win at N.Y. Jets (12/21)
- Started and posted two tackles in the Super Bowl XLIX win vs. Seattle (2/1)
- Started at defensive tackle in the AFC Championship vs. Indianapolis (1/18/15)
- Started at defensive tackle in the AFC Divisional Round vs. Baltimore (1/10/15) and recorded four tackles
- Posted five tackles (five solo), one tackle for loss, and a pass defended vs. Miami (12/14)

### 2013 (New England 4/4):

- Voted co-captain for the sixth straight season
- Started the first four games of the regular season before suffering an Achilles injury during the first series of the game at Atlanta (9/29) and missing the rest of the season
- Compiled 10 tackles before being placed on the Reserve/Injured List with an Achilles injury on Oct. 3

### 2012 (New England 16/16, 2/2):

- Voted co-captain for the fifth straight season
- Voted to his fifth career Pro Bowl
- Named Associated Press All-Pro: First Team
- Garnered Pro Football Weekly's All-NFL Team status
- Started all 16 regular-season games and compiled 59 tackles, three sacks, six passes defended, two forced fumbles and a career-high four fumble recoveries
- Started both playoff games and made six tackles
- Anchored a defensive line as part of a unit that finished tied for ninth in the NFL with 20.7 points allowed per game
- Started and made three tackles and recovered a fumble vs. Arizona (9/16)
- Started and made four tackles, defended two passes and recovered a key fumble near the goal line at the end of the second quarter in the win at Buffalo (9/30)
- Accumulated three tackles and recovered a fumble for the third time in four games vs. Denver (10/7)
- Amassed five tackles and caused a handoff miscue that led to a safety in the overtime win vs. N.Y. Jets (10/21)
- Registered five tackles and a strip-sack of Bills QB Ryan Fitzpatrick that led to a Patriots touchdown in the win vs. Buffalo (11/11)
- Had six tackles in the win at N.Y. Jets (11/22) and forced an offensive lineman into QB Mark Sanchez in the backfield that caused a fumble which was recovered by Steve Gregory and returned for a touchdown
- Had three tackles and recovered a fumble in the second quarter that led to a Patriots field goal in the win at Miami (12/2)
- Picked up his second sack of the season in the win vs. Houston (12/10) which forced a fumble and caused the Texans to lose 20 yards on the play. Also made four tackles and defended a pass
- Accumulated six tackles and his third sack of the season as part of a 7.0-sack effort by the defense in the win vs. Miami (12/30)

### 2011 (New England 16/16, 3/3):

- Voted by his teammates as a defensive captain for the fourth consecutive season
- Voted to his fourth career Pro Bowl and was named Associated Press All-Pro: Second Team for the third time in his career
- Started all 16 games, recording 74 tackles, a career-high 3.5 sacks, eight quarterback hits, two interceptions, three passes defended, one forced fumble and two fumble recoveries - the latter he recovered in the end zone for his first career touchdown
- Started all three postseason games and accumulated 12 tackles, including 2.5 sacks for 14.5 yards and three quarterback hits
- Intercepted the first pass of his career vs. San Diego (9/18) and returned it 28 yards to set up a field goal just before halftime. Made five tackles and recorded two quarterback hits
- Made one tackle and intercepted the second pass of his career and second of the season at Oakland (10/2) and returned it 19 yards in the fourth quarter of the Patriots win
- Made six tackles and recovered a first-quarter fumble in the end zone for his first career touchdown at Washington (12/11) that gave the Patriots a crucial early score in their win
- Made three tackles including a career postseason-high 1.5 sacks for 9.5 yards in win vs.

Denver (1/14)

### 2010 (New England 16/16, 1/1):

- Named a co-captain for the third consecutive year
- Voted to his third career Pro Bowl
- Started all 16 games and the postseason game and finished the season with 87 total tackles, the second most in his career to his 91 tackles in 2005. The 87 tackles were the third most by a Patriots player, behind LB Jerod Mayo (193) and S Patrick Chung (89)
- Named to the Associated Press NFL All-Pro Second Team
- Started at right defensive end vs. Baltimore (10/17) and made a season-high 10 tackles. Combined with Gerard Warren to stop Ravens QB Joe Flacco for no gain on a quarterback sneak on third-and-1 in the fourth quarter, forcing a punt on the next play and setting up K Stephen Gostkowski's game-tying field goal in regulation in a 23-20 overtime win
- Registered his first career 2.0-sack game vs. Miami (1/2). Dropped Dolphins QB Chad Henne for losses of 9 and 6 yards on the same possession in the third quarter

### 2009 (New England 13/13, 1/1):

- Named defensive co-captain by his teammates
- Earned his second Pro Bowl berth after starting in 13 games and finishing with 65 total tackles, two passes defended and one forced fumble
- His 65 tackles led the Patriots defensive linemen
- Missed the final three regular-season games due to injury
- Registered his first career forced fumble at N.Y. Jets (9/20), stripping Jets QB Leon Washington on a first quarter carry, allowing DB Leigh Bodden to recover and set up a field goal drive
- Had a team-leading 10 total tackles vs. N.Y. Jets (11/22)
- Set a single-game career high in tackles with 18 in an AFC Wild Card Playoff game vs. Baltimore (1/10)

### 2008 (New England 16/16):

- Named a defensive captain by his teammates for the first time
- Started all 16 games at nose tackle and finished second on the team with 85 tackles, the third-highest single-season total of his career
- Recorded two sacks, three quarterback hits and one pass defended
- Led the team with five tackles at San Diego (10/12)
- Tallied seven tackles with one quarterback hit vs. Buffalo (11/9)
- Tied a then season high with eight tackles and tallied his first sack of the season vs. N.Y. Jets (11/13)
- Tied for the team lead with six tackles and added his second sack in as many weeks at Miami (11/23)
- Tallied seven tackles at Oakland (12/14) and blocked Raiders K Sebastian Janikowski's extra point attempt, the first blocked PAT by a Patriot since 2002
- Tallied a season high 10 tackles in the Patriots first shutout victory since 2006 at Buffalo (12/28)

### 2007 (New England 16/16, 3/3):

- Earned his first Pro Bowl selection
- Started at nose tackle in all 16 regular-season games for the second time in his career
- Named to the Associated Press All-Pro Second Team
- Recovered a fumble by Chargers QB Philip Rivers on a strip-sack by Rosevelt Colvin while making five tackles vs. San Diego (9/16)
- Tied for the team lead with eight tackles in a win vs. Cleveland (10/7) and registered his first sack of the season
- Tied a season high with eight tackles at Baltimore (12/3)
- Picked up his second sack of the season, taking down Steelers QB Ben Roethlisberger for an 8-yard loss vs. Pittsburgh (12/9)
- Tallied two tackles for a loss or no gain as the Patriots improved to 16-0 at the N.Y. Giants (12/29)
- Made six tackles in the Patriots' AFC Divisional Playoff win vs. Jacksonville (1/12/08)
- Tied for the team lead with seven tackles in the victory vs. San Diego in the AFC Championship Game (1/20)
- Made five tackles in Super Bowl XLII vs. N.Y. Giants (2/3)

### 2006 (New England 13/13, 3/3):

- Started 13 games despite missing the final three regular-season contests and finished fourth on the team with 81 tackles
- Registered seven tackles, a sack and a quarterback hit vs. N.Y. Jets (9/17)
- Finished tied for second on the team with 10 tackles vs. Denver (9/24)
- Notched six tackles, a fumble recovery and a pass defended at Buffalo (10/22)
- Registered three tackles, a fumble recovery and a quarterback hit in a Wild Card game vs. N.Y. Jets (1/7/07)
- Scooped up a Jets QB Chad Pennington lateral that was batted down by LB Rosevelt Colvin and rumbled 31 yards to the Jets 15-yard line in the third quarter (1/7/07)
- Tied for second on the team with seven tackles in the AFC Championship at Indianapolis (1/21/07)

### 2005 (New England 16/16, 2/2):

- Started all 16 games and both playoff contests
- Led all Patriots defensive linemen and ranked second on the team with a career-high 91 tackles

## VINCE WILFORK

- In the playoffs, ranked fifth on the team with 13 tackles and 0.5 sacks
- Notched a then-career-high 12 tackles against Buffalo (10/30)
- Was part of a defensive front that allowed an average of just 31.3 rushing yards per game in the month of December
- Notched eight tackles and 0.5 sacks in the Divisional Playoff at Denver (1/14/06)

### 2004 (New England 16/6, 3/1):

- Played in all 16 games as a rookie with six starts at nose tackle and played in each of the Patriots three postseason games, including a start in Super Bowl XXXIX
- Led all Patriots rookies with 57 tackles including two sacks
- Helped the Patriots defense rank sixth in the NFL against the run
- Started at nose tackle and recorded seven tackles in his NFL debut against Indianapolis (9/9) and preserved the Patriots lead by recovering a fumble caused by S Eugene Wilson in the fourth quarter
- Started at nose tackle and registered five tackles and collected his first career sack on Bills QB Drew Bledsoe vs. Buffalo (10/3)
- Finished second on the team with a season-high 10 tackles, including a sack and a pass defended vs. Miami (10/10)
- Collected three tackles and a fumble recovery at Miami (12/20)
- Started at nose tackle in the Patriots victory over the Eagles in Super Bowl XXXIX

### COLLEGE:

- Played three seasons (2001-03) at the University of Miami (Fla.)
- Recorded 148 tackles (73 solos) with 14.0 sacks for losses of 60 yards and 37.5 stops for losses of 110 yards during his career from 2001-03
- Also credited with 42 quarterback pressures, five forced fumbles and three fumble recoveries in 36 games with the Hurricanes
- As a junior in 2003, was an All-American Dream Team selection and rated the best defensive tackle in the country by The NFL Draft Report and was a unanimous All-Big East Conference first-team choice
- Finished fourth on the team with 64 tackles and tied for the squad lead with 6.0 sacks for losses of 29 yards
- 2002 BCS National Champion (Rose Bowl)
- Played in 11 games as a sophomore in 2002 and finished with 43 tackles, ranked second on the team with 7.0 sacks and placed fourth with 15 stops for loss
- Played in every game as a reserve defensive tackle as a freshman and recorded 41 tackles, including 1.0 sack while ranking third on the team with 11 stops for loss
- Also excelled on the Hurricanes track and field team, performing in the shot put

### PERSONAL:

- Vincent Lamar Wilfork was born the son of the late Barbara and David Wilfork on Nov. 4, 1981
- Attended Santaluces High School in Lantana, Fla., where his football jersey number is retired. His number was the first to ever be retired by the school
- Played multiple positions in high school, including running back and punt returner
- Regarded as one of Florida's top three defensive linemen after the 1999 season and was a USA Today second-team All-American, adding Super Prep first-team All-American honors, as he was rated the No. 10 defensive lineman nationally by that publication
- Also lettered in track, finishing second in the state in the Class 6A shot put and discus and holds the Florida state high school record in the shot put with a 68-foot throw
- Served as the honorary ringmaster for the Big Apple Circus in 2007 in a fundraising performance to benefit the Hole in the Wall Gang Camp
- Served as an honorary coach in the 2007 BELL Bowl, a fundraiser at Gillette Stadium to benefit the BELL Foundation
- In 2007, he was named one of the 100 greatest players in the history of Florida high school football by the Florida High School Athletic Association
- Participated in the 2008 Salvation Army Holiday Party at Gillette Stadium with nearly 250 children from the Boston and Providence Salvation Army centers
- Was honored by Children's Hospital Boston with their Champion Award in December 2008, in recognition of his efforts on behalf of the hospital's patients and their families
- Featured on the cover of ESPN's The Body Issue in July 2016
- Majored in liberal arts at Miami
- Vince and his wife, Bianca, have three children

# PRACTICE SQUAD



## JEFF ADAMS

TACKLE | 6-6 | 315 | COLUMBIA

Hometown: Berwyn, Ill. | 3rd NFL Season | 3rd with Texans | Age: 27  
Acquired: FA-'16 | 2016 GP/GS: 0/0 | Career GP/GS (Playoffs): 4/2 (0/0)  
Teams: Dallas 2012; Cincinnati 2012; Miami 2012-13; Tennessee 2013; Houston 2014-16

# 70

### TRANSACTIONS:

Signed by the Dallas Cowboys as a college free agent on April 30, 2012...Waived by the Cowboys on Aug. 31, 2012...Signed to the Cincinnati Bengals practice squad on Sept. 2, 2012...Released from the Bengals practice squad on Nov. 12, 2012...Signed to the Miami Dolphins practice squad on Nov. 19, 2012...Signed by the Dolphins on Jan. 2, 2013...Waived by the Dolphins on Aug. 31, 2013...Signed to the Tennessee Titans practice squad on Sept. 11, 2013...Signed by the Titans on Dec. 31, 2013...Waived by the Titans on Aug. 30, 2014...Claimed off waivers by the Houston Texans on Aug. 31, 2014...Signed a contract extension with the Texans on March 7, 2016...Waived by the Texans on Sept. 3, 2016...Signed by the Texans on Oct. 26, 2016...Waived by the Texans on Nov. 7, 2016...Signed to the Texans practice squad on Nov. 9, 2016.

### CAREER:

- Claimed off waivers by the Texans in 2014 and has spent time with the team in each of the past three seasons (2014-16)
- Spent time on the practice squad with Miami, Cincinnati and Tennessee
- Made his first career start at left guard in the 2015 season opener vs. Kansas City (9/13)

### 2016 (Houston 0/0):

- Signed by the Texans on Oct. 26 after being waived on Sept. 3
- Inactive for Week 8 vs. Detroit (10/30)
- Waived from the Texans active roster on Nov. 7 and signed to the practice squad on Nov. 9
- Spent Weeks 10 and 11 on the Texans practice squad

### 2015 (Houston 2/2, 0/0):

- Started the first two games of the season before being placed on the Reserve/Injured List on Sept. 26
- Made his first career start at left guard vs. Kansas City (9/13)
- Started at right tackle at Carolina (9/20)

### 2014 (Houston 2/0):

- Played two games on the offensive line
- Made his NFL debut vs. Baltimore (12/21) in Week 16
- Played vs. Jacksonville (12/28) in Week 17
- Inactive in Weeks 1-5 and 7-14
- Active but did not play in Weeks 6 and 15

### 2013 (Miami 0/0; Tennessee 0/0):

- Spent training camp with Miami before being waived on Aug. 31
- Joined the practice squad one week into the season and spent the remainder of the season with the team

### 2012 (Dallas 0/0; Cincinnati 0/0; Miami 0/0):

- Signed by the Cowboys as a college free agent on April 30 and was waived on Aug. 31
- Joined the Bengals practice squad on Sept. 2 and was released on Nov. 12
- Signed to the Dolphins practice squad on Nov. 19 and spent the remainder of the season there

### COLLEGE:

- Played four seasons (2008-11) at Columbia University in New York, N.Y.
- As a senior, named to the All-Ivy League team for the third straight year
- Played in all 10 games as a junior and was named to the All-Ivy League first-team at left tackle
- Named first-team All-Ivy League at left tackle after starting all 10 games as a sophomore center in 2008
- Was the only sophomore offensive lineman on either the first or second-team All-Ivy League
- Did not see any action as a freshman, primarily serving as a backup left tackle
- Received his degree in sociology

### PERSONAL:

- All-West Suburban Conference selection in both football and basketball at Lyons Township High School in La Grange, Ill.
- Was a Class 8A Academic All-State selection
- Earned two letters in football and one in basketball

## CAREER STATISTICS

### REGULAR SEASON GAMES PLAYED/STARTED (PLAYOFFS):

2012 Dallas/Cincinnati/Miami: 0/0 (0/0)  
 2013 Miami/Tennessee: 0/0 (0/0)  
 2014 Tennessee/Houston: 2/0 (0/0)  
 2015 Houston: 2/2 (0/0)  
 2016 Houston: 0/0  
**TOTAL: 4/2 (0/0)**

# PRACTICE SQUAD



## RASHAUN ALLEN

TIGHT END | 6-4 | 250 | SOUTHERN UNIVERSITY

Hometown: Cleveland, Ohio | 2nd NFL Season | 1st with Texans | Age: 26  
 Acquired: FA-'16 | 2016 GP/GS: 0/0 | Career GP/GS (Playoffs): 1/0 (0/0)  
 Teams: SEA 2014; MIN 2014; SEA 2014-15; NO 2015-16; PIT 2016; HOU 2016

# 88

### TRANSACTIONS:

Signed by the Seattle Seahawks as a college free agent on May 19, 2014...Waived by the Seahawks on Aug. 30, 2014... Signed to the Seahawks practice squad on Sept. 1, 2014... Signed to the Seahawks active roster on Oct. 18, 2014... Waived by the Seahawks on Oct. 21, 2014...Signed to the Seahawks practice squad on Oct. 23, 2014...Released from the Seahawks practice squad on Oct. 30, 2014...Signed to the Minnesota Vikings practice squad on Nov. 3, 2014...Signed to the Seahawks active roster on Nov. 11, 2014...Waived by the Seahawks on Dec. 20, 2014...Signed to the Seahawks practice squad on Dec. 23, 2014...Signed by the Seahawks on Feb. 4, 2015...Waived by the Seahawks on Sept. 5, 2015... Signed to the Seahawks practice squad on Sept. 8, 2015...Released from the Seahawks practice squad on Nov. 3, 2015... Signed to the New Orleans Saints practice squad on Nov. 10, 2015...Signed to the Saints active roster on Dec. 30, 2015... Waived by the Saints on Aug. 30, 2016...Signed to the Pittsburgh Steelers practice squad on Sept. 4, 2016...Released from the Steelers practice squad on Oct. 25, 2016...Signed to the Houston Texans practice squad on Nov. 7, 2016.

### 2016 (Pittsburgh 0/0; Houston 0/0):

- Spent training camp with the Saints before being waived on Aug. 30
- Signed to the Steelers practice squad on Sept. 5, where he spent Weeks 1-7 before being released from the practice squad on Oct. 25
- Signed to the Texans practice squad on Nov. 7
- Spent Weeks 10 and 11 on the Texans practice squad

### 2015 (Seattle 0/0, New Orleans 0/0):

- Spent training camp with the Seahawks before being waived on Sept. 5
- Signed to the Seahawks practice squad on Sept. 8, where he spent Weeks 1-8 before being released from the practice squad on Nov. 3
- Joined the Saints practice squad on Nov. 10 and was elevated to the active roster on Dec. 30
- Inactive at Atlanta (1/3/16) in Week 17

### 2014 (Seattle 1/0, 0/0; Minnesota 0/0):

- Signed by the Seahawks as a college free agent on May 19
- Waived by the Seahawks at the end of training camp and signed to the practice squad on Sept. 1, where he spent Weeks 1-6
- Elevated to the Seahawks active roster on Oct. 18
- Made his NFL debut and played 14 snaps as a reserve tight end at St. Louis (10/19) in Week 7
- Waived on Oct. 21, signed to the Seahawks practice squad on Oct. 23 and released from the practice squad on Oct. 30
- Signed to the Vikings practice squad on Nov. 3
- Signed off the Vikings practice squad to the Seahawks active roster on Nov. 11
- Inactive for Weeks 11-15
- Waived on Dec. 20 and signed to the Seahawks practice squad on Dec. 23, where he spent Week 17 and the entire postseason

### COLLEGE:

- Played four seasons (2010-13) at Southern University in Baton Rouge, La. after redshirting the 2009 campaign
- Started 9-of-28 games played for the Jaguars, recording 30 receptions for 281 yards and three touchdowns
- Graduated with a bachelor's degree in criminal justice

### PERSONAL:

- Attended John Adams High School in Cleveland
- Played football and basketball for the Rebels

## 2016 STATISTICS

REGULAR SEASON				RECEIVING					RUSHING				
Date	Opp	GP	GS	Rec	Yds	Avg	Lg	TD	Att	Yds	Avg	Lg	TD
<b>WITH PITTSBURGH</b>													
9/12	at WAS												
9/18	CIN												
9/25	at PHI												
10/2	KC												
10/9	NYJ												
10/16	at MIA												
10/23	NE												
Week 8													
<b>WITH HOUSTON</b>													
11/13	at JAX												
11/21	at OAK												
11/27	SD	-	-	-	-	-	-	-	-	-	-	-	-
12/4	at GB	-	-	-	-	-	-	-	-	-	-	-	-
12/11	at IND	-	-	-	-	-	-	-	-	-	-	-	-
12/18	JAX	-	-	-	-	-	-	-	-	-	-	-	-
12/24	CIN	-	-	-	-	-	-	-	-	-	-	-	-
1/1/17	at TEN	-	-	-	-	-	-	-	-	-	-	-	-
<b>Totals</b>		<b>0</b>	<b>0</b>	<b>0</b>	<b>0</b>	<b>0.0</b>	<b>0</b>	<b>0</b>	<b>0</b>	<b>0</b>	<b>0.0</b>	<b>0</b>	<b>0</b>

## CAREER STATISTICS

REGULAR SEASON				RECEIVING					RUSHING				
Year	Team	GP	GS	Rec	Yds	Avg	Lg	TD	Att	Yds	Avg	Lg	TD
2014	SEA	1	0	0	0	0.0	0	0	0	0	0.0	0	0
2014	MIN												
2015	SEA												
2015	NO	0	0	0	0	0.0	0	0	0	0	0.0	0	0
2016	PIT/HOU												
<b>Totals</b>		<b>1</b>	<b>0</b>	<b>0</b>	<b>0</b>	<b>0.0</b>	<b>0</b>	<b>0</b>	<b>0</b>	<b>0</b>	<b>0.0</b>	<b>0</b>	<b>0</b>

# PRACTICE SQUAD



## KENNY HILLIARD

RUNNING BACK | 5-11 | 225 | LSU

Hometown: Patterson, La. | 1st NFL Season | 1st with Texans | Age: 25  
 Acquired: FA-'16 | 2016 GP/GS (Playoffs): 0/0 | Career GP/GS (Playoffs): 0/0 (0/0)  
 Teams: Houston 2015-16

# 38

### TRANSACTIONS:

Selected by the Houston Texans with the 18th pick in the seventh round (235th overall) of the 2015 NFL Draft...Waived by the Texans on Sept. 5, 2015...Signed to the Texans practice squad on Sept. 8, 2015...Signed by the Texans on Jan. 11, 2016...Waived by the Texans on Sept. 3, 2016...Signed to the Texans practice squad on Nov. 15, 2016.

### 2016 (Houston 0/0):

- Waived by the Texans at the end of training camp
- Signed to the practice squad on Nov. 15
- Spent Week 11 on the Texans practice squad

### 2015 (Houston 0/0):

- Spent entire season on Texans practice squad

### COLLEGE:

- Played four seasons (2011-14) at Louisiana State University in Baton Rouge, La.
- Four-year letter winner at running back for the Tigers
- Played in 48 games with seven starts
- Rushed for 1,547 yards and 27 touchdowns as part of a talented and deep LSU backfield
- Tied for No. 8 in LSU history in career rushing touchdowns with 27
- Senior season cut short after he suffered a shoulder injury against Alabama
- Had four 100-yard rushing games for career, which included a career-best of 141 yards in win over North Texas in 2012
- Member of LSU's 2011 team that posted a 13-0 record during the regular season and captured the SEC title
- Played in 11 games with six starts and finished year third on team with 447 yards and six touchdowns in 2014
- Played in 12 games with no starts, rushing for 310 yards and seven touchdowns on 68 carries in 2013
- Played in 12 games with one start and ranked second on team with 464 rushing yards and six touchdowns in 2012
- Played in 13 games with no starts and tied for the team lead in touchdowns scored with nine total (eight rushing, one receiving) in 2011
- His eight rushing touchdowns was the most in a single season by an LSU freshman since Justin Vincent rushed for 10 touchdowns as a freshman in 2003

### PERSONAL:

- Set Louisiana high school record with 8,603 rushing yards during his career at Patterson (La.) High School
- Added 106 rushing touchdowns during prep career
- Finished senior season with 279 carries for 1,804 yards and 22 touchdowns despite missing two games due to injury
- Rushed for 1,825 yards and 18 touchdowns as a freshman and continued his high school career with back-to-back seasons of more than 2,000 yards rushing with 2,377 yards and 34 touchdowns as a sophomore and 2,512 yards and 32 touchdowns as a junior
- Nephew of former LSU and Saints standout RB Dalton Hilliard, who currently ranks second in LSU history in rushing yards with 4,050
- Cousins with former University of Florida and N.Y. Giants star Ike Hilliard

## 2016 STATISTICS

REGULAR SEASON				RUSHING					RECEIVING				
Date	Opp	GP	GS	Att	Yds	Avg	Lg	TD	Rec	Yds	Avg	Lg	TD
Week 1					NOT ON ROSTER								
Week 2					NOT ON ROSTER								
Week 3					NOT ON ROSTER								
Week 4					NOT ON ROSTER								
Week 5					NOT ON ROSTER								
Week 6					NOT ON ROSTER								
Week 7					NOT ON ROSTER								
Week 8					NOT ON ROSTER								
Week 9					NOT ON ROSTER								
Week 10					NOT ON ROSTER								
<b>WITH HOUSTON</b>													
11/21	at OAK				PRACTICE SQUAD								
11/27	SD	-	-	-	-	-	-	-	-	-	-	-	-
12/4	at GB	-	-	-	-	-	-	-	-	-	-	-	-
12/11	at IND	-	-	-	-	-	-	-	-	-	-	-	-
12/18	JAX	-	-	-	-	-	-	-	-	-	-	-	-
12/24	CIN	-	-	-	-	-	-	-	-	-	-	-	-
1/1/17	at TEN	-	-	-	-	-	-	-	-	-	-	-	-
<b>Totals</b>		<b>0</b>	<b>0</b>	<b>0</b>	<b>0</b>	<b>0.0</b>	<b>0</b>	<b>0</b>	<b>0</b>	<b>0</b>	<b>0.0</b>	<b>0</b>	<b>0</b>

## CAREER STATISTICS

REGULAR SEASON				RUSHING					RECEIVING				
Year	Team	GP	GS	Rec	Yds	Avg	Lg	TD	Att	Yds	Avg	Lg	TD
2015	HOU				PRACTICE SQUAD								
2016	HOU	0	0	0	0	0.0	0	0	0	0	0.0	0	0
<b>Totals</b>		<b>0</b>	<b>0</b>	<b>0</b>	<b>0</b>	<b>0.0</b>	<b>0</b>	<b>0</b>	<b>0</b>	<b>0</b>	<b>0.0</b>	<b>0</b>	<b>0</b>



# PRACTICE SQUAD



## UFOMBA KAMALU

DEFENSIVE END | 6-6 | 295 | MIAMI (FLA.)

Hometown: Fayetteville, Ga. | Rookie | Age: 24  
 Acquired: CFA-'16 | 2016 GP/GS: 0/0 | Career GP/GS (Playoffs): 0/0 (0/0)  
 Teams: Houston 2016

# 97

### TRANSACTIONS:

Signed by the Houston Texans as a college free agent on May 5, 2016...Waived by the Texans on Sept. 3, 2016...Signed to the Texans practice squad on Sept. 4, 2016.

### 2016 (Houston 0/0):

- Spent Weeks 1-11 on the Texans practice squad

### CAREER AT MIAMI:

- Played three seasons (2013-15) at the University of Miami (Fla.) after spending the 2012 campaign at Butler Community College in El Dorado, Kan.
- Saw action in 35 games and made 11 starts along the Hurricanes' defensive line
- Tallied 94 tackles, 11.5 tackles for loss and 8.5 sacks over his three-year career
- Added a forced fumble, two deflected passes and an interception

### 2015 (Miami):

- Had strong season for Miami on defensive line, starting nine of 13 games and totaling career-high 47 tackles (4.0 TFLs)
- Had first career interception that was returned 46 yards and recovered in end zone for touchdown
- Had 1.0 sack and one quarterback hurry
- Started season opener vs. Bethune-Cookman (Sept. 5) and registered two tackles, including half-sack (three yards)
- Had dominant performance vs. Georgia Tech, totaling eight tackles (three solo), one forced fumble and one interception returned 46 yards
- Had one tackle in final start of career against Washington State in Hyundai Sun Bowl (Dec. 26)

### 2014 (Miami):

- Saw action in season opener at Louisville, recording four tackles (three solo)
- Recorded first sack of season against Cardinals, resulting in loss of eight yards
- Had first multi-sack game of career (2.0) against Arkansas State
- Set career high with six tackles (five solo) in first career start against Georgia Tech
- Totaled two tackles in Duck Commander Independence Bowl against South Carolina

### 2013 (Miami):

- Played in nine games along defensive line
- Recorded 10 tackles, 3.5 tackles for loss and 3.5 sacks
- Made Miami debut in season-opening win over FAU, tallying one tackle and a half sack
- Recorded season-high two tackles four times - Savannah State, Duke, Virginia and Pitt
- Registered sacks against Savannah State, Duke and Pitt

### 2012 (Butler CC):

- Recorded 54 tackles, 7.5 sacks and 14 tackles-for-loss as a freshman at Butler CC
- Added three forced fumbles and four fumble recoveries
- Played for Head Coach Troy Morrell

### PERSONAL:

- Attended Starr's Mills High School in Fayetteville, Ga.
- Majored in Liberal Arts
- Listed as three-star defensive tackle by ESPNU and 247Sports.com
- Rated as No. 9-best JUCO DT and No. 87 overall JUCO prospect by 247Sports.com

## 2016 STATISTICS

REGULAR SEASON				TACKLES				SACKS		INTERCEPTIONS				FUMBLES						
Date	Opp	GP	GS	Tot	Solo	Asst	QBH	TFL	Sk	Yds	Int	Yds	Lg	TD	PD	FF	FR	Yds	TD	
9/11	CHI																			
9/18	KC																			
9/22	at NE																			
10/2	TEN																			
10/9	at MIN																			
10/16	IND																			
10/24	at DEN																			
10/30	DET																			
11/13	at JAX																			
11/21	at OAK																			
11/27	SD	-	-	-	-	-	-	-	-	-	-	-	-	-	-	-	-	-	-	-
12/4	at GB	-	-	-	-	-	-	-	-	-	-	-	-	-	-	-	-	-	-	-
12/11	at IND	-	-	-	-	-	-	-	-	-	-	-	-	-	-	-	-	-	-	-
12/18	JAX	-	-	-	-	-	-	-	-	-	-	-	-	-	-	-	-	-	-	-
12/24	CIN	-	-	-	-	-	-	-	-	-	-	-	-	-	-	-	-	-	-	-
1/1/17	at TEN	-	-	-	-	-	-	-	-	-	-	-	-	-	-	-	-	-	-	-
<b>Totals</b>		<b>0</b>	<b>0</b>	<b>0</b>	<b>0</b>	<b>0</b>	<b>0</b>	<b>0</b>	<b>0.0</b>	<b>0.0</b>	<b>0</b>	<b>0</b>	<b>0</b>	<b>0</b>	<b>0</b>	<b>0</b>	<b>0</b>	<b>0</b>	<b>0</b>	<b>0</b>

# PRACTICE SQUAD



## ERIC LEE

**OUTSIDE LINEBACKER | 6-3 | 260 | SOUTH FLORIDA**

Hometown: Daphne, Ala. | Rookie | Age: 22  
 Acquired: CFA-'16 | 2016 GP/GS: 0/0 | Career GP/GS (Playoffs): 0/0 (0/0)  
 Teams: Houston 2016

# 47

### TRANSACTIONS:

Signed by the Houston Texans as a college free agent on May 6, 2016...Waived by the Texans on May 10, 2016...Signed by the Texans on May 13, 2016...Waived by the Texans on Sept. 3, 2016...Signed to the Texans practice squad on Sept. 4, 2016.

### 2016 (Houston 0/0):

- Spent Weeks 1-11 on the Texans practice squad

### CAREER AT SOUTH FLORIDA:

- Played four seasons (2012-15) at the University of South Florida in Tampa, Fla.
- Started 30 games and played in 47 on his career
- Finished with 87 career tackles, 19.5 TFL and 5.5 sacks

### 2015 (South Florida):

- A team captain and all-conference second-team selection
- Received the Lee Roy Selmon award and the team's defensive lineman award at the annual banquet
- Started all 12 games at the defensive end position
- Totaled a career-best 45 tackles, second among defensive lineman
- Led the team with 12 tackles for loss and 5.0 sacks and added an interception, four pass breakups, two forced fumbles and a fumble recovery
- 10th in conference play in tackles for loss (12), and 13th in sacks (5.0)
- Recorded a career-high-tying six tackles and a tackle for loss in the 28-20 win at UConn (10/17)
- Had three tackles, a sack and an interception in the Miami Beach Bowl (12/21)
- Graduated with a degree in management information systems in December 2015

### 2014 (South Florida):

- Started all 12 games on the defensive line in the Bulls' 3-4 alignment
- Posted his best season to date logging 28 tackles (19 solo) and was fourth on the team with 6.0 tackles for loss
- Had a season-high five tackles and a tackle for loss vs. Maryland (9/6)
- Recorded a tackle for loss in seven games
- Had four tackles vs. Western Carolina (8/30)
- Recorded three tackles and a tackle for loss vs. Houston (11/1)

### 2013 (South Florida):

- Appeared in 11 games

### 2012 (South Florida):

- Saw action in 11 games, starting five, at defensive end
- Earned his first start against Syracuse and started the last five games of the season
- Posted 17 tackles, a half sack and 1.5 tackles for loss
- Made his first career tackle at Louisville
- Enrolled in January 2012 and took part in spring drills

### PERSONAL:

- Attended Daphne (Ala.) High School
- Coached by Glenn Vickery at Daphne
- An honorable mention all-state selection and a two-time all-county performer
- Listed as one of ESPN's top players in the state of Alabama entering his senior season
- Led Daphne to a 25-2 record over his final two seasons
- Recorded 62 tackles and 7.5 sacks over that span
- An honorable mention all-state selection by Scout.com as a senior
- Earned all-county honors
- Named player of the game three times
- Tallied 44 tackles, 4.5 sacks and five pass breakups
- Named all-county as a junior, while helping Daphne to a perfect 15-0 record and the Alabama state championship

## 2016 STATISTICS

REGULAR SEASON				TACKLES				SACKS		INTERCEPTIONS				FUMBLES						
Date	Opp	GP	GS	Tot	Solo	Asst	QBH	TFL	Sk	Yds	Int	Yds	Lg	TD	PD	FF	FR	Yds	TD	
9/11	CHI																			
9/18	KC																			
9/22	at NE																			
10/2	TEN																			
10/9	at MIN																			
10/16	IND																			
10/24	at DEN																			
10/30	DET																			
11/13	at JAX																			
11/21	at OAK																			
11/27	SD	-	-	-	-	-	-	-	-	-	-	-	-	-	-	-	-	-	-	-
12/4	at GB	-	-	-	-	-	-	-	-	-	-	-	-	-	-	-	-	-	-	-
12/11	at IND	-	-	-	-	-	-	-	-	-	-	-	-	-	-	-	-	-	-	-
12/18	JAX	-	-	-	-	-	-	-	-	-	-	-	-	-	-	-	-	-	-	-
12/24	CIN	-	-	-	-	-	-	-	-	-	-	-	-	-	-	-	-	-	-	-
1/1/17	at TEN	-	-	-	-	-	-	-	-	-	-	-	-	-	-	-	-	-	-	-
<b>Totals</b>		<b>0</b>	<b>0</b>	<b>0</b>	<b>0</b>	<b>0</b>	<b>0</b>	<b>0</b>	<b>0.0</b>	<b>0.0</b>	<b>0</b>	<b>0</b>	<b>0</b>	<b>0</b>	<b>0</b>	<b>0</b>	<b>0</b>	<b>0</b>	<b>0</b>	<b>0</b>

- Named player of the week six times
- Notched 18 tackles and 3.0 sacks
- Born in Panama City, Fla.
- Lived in Mobile, Ala. from age 3-5 before moving to Daphne
- Participated in Coastal Clean-Up
- An A/B Honor Roll student
- A Wendy's High School Heisman nominee
- Served as the treasurer for the senior class
- A member of the Key Club and Spanish Club
- Studied pre-business administration

# PRACTICE SQUAD



## DAN PETTINATO

DEFENSIVE END | 6-4 | 290 | ARIZONA

Hometown: Grass Valley, Calif. | 1st NFL Season | 1st with Texans | Age: 24  
 Acquired: FA-'16 | 2016 GP/GS (Playoffs): 0/0 (0/0) | Career GP/GS (Playoffs): 0/0 (0/0)  
 Teams: Houston 2015-16

# 96

### TRANSACTIONS:

Signed by the Houston Texans as a college free agent on May 8, 2015...Waived by the Texans on Sept. 5, 2015...Signed to the Texans practice squad on Sept. 8, 2015...Signed by the Texans on Jan. 11, 2016...Waived by the Texans on Sept. 3, 2016...Signed to the Texans practice squad on Oct. 5, 2016.

### 2016 (Houston 0/0):

- Waived on Sept. 3 after spending training camp with the Texans
- Signed to the practice squad on Oct. 5
- Spent Weeks 5-11 on the Texans practice squad

### 2015 (Houston 0/0):

- Spent the entire season on the Texans practice squad

### COLLEGE:

- Played four seasons (2011-14) at the University of Arizona in Tucson, Ariz. after redshirting the 2010 campaign
- Saw action in 14 games as a senior in 2014, racking up 45 total tackles (4.5 for loss), four sacks, and two forced fumbles
- Recovered a fumble and returned it 32 yards for a touchdown against Utah in 2014
- Played in 10 games on the defensive line in 2013, after missing the first three games while recovering from a knee injury, and totaled 10 tackles, including a sack for a loss of eight yards
- Played in 11 games with four starts at defensive end and five starts at defensive tackle
- Tallied 34 tackles (22 solo), 1.5 tackles for a loss, two passes broken up, and one recovered fumble in 2012
- Played in 12 games with three starts in 2011, totaling 16 tackles (8 solo) and 1.5 tackles for loss
- Redshirted in 2010

### PERSONAL:

- Attended Nevada Union High School in Grass Valley, Calif.
- PrepStar All-West
- Delta Valley Conference Player of the Year after he led the Nevada Union Miners to an undefeated 5-0 record in league play
- 2009 Sacramento Bee All-Metro First-Team nods as an all-purpose player for Head Coach Dave Humphers
- All-Sac-Joaquin Section First-Team honors as selected by the National Football Foundation Sacramento Valley chapter
- Earned NU's Jim Brown Award as team MVP
- Club won the division championship at 13-1, finishing in Cal-Hi Sports Top 20
- Had two TD catches and two sacks in the quarterfinal vs. Sheldon
- Logged 35 catches for 700 yards and eight touchdowns at tight end, with five sacks to go along with 87 tackles at defensive end his senior year
- As a junior, he had 64 tackles and eight sacks, earning Sac Bee Honorable Mention All-Metro honors as DL
- Played forward on the Miners' basketball squad
- Majored in sports and society

## 2016 STATISTICS

REGULAR SEASON				TACKLES					SACKS		INTERCEPTIONS					FUMBLES				
Date	Opp	GP	GS	Tot	Solo	Asst	QBH	TFL	Sk	Yds	Int	Yds	Lg	TD	PD	FF	FR	Yds	TD	
Week 1				NOT ON ROSTER																
Week 2				NOT ON ROSTER																
Week 3				NOT ON ROSTER																
Week 4				NOT ON ROSTER																
<b>WITH HOUSTON</b>																				
10/9	at MIN			PRACTICE SQUAD																
10/16	IND			PRACTICE SQUAD																
10/24	at DEN			PRACTICE SQUAD																
10/30	DET			PRACTICE SQUAD																
11/13	at JAX			PRACTICE SQUAD																
11/21	at OAK			PRACTICE SQUAD																
11/27	SD	-	-	-	-	-	-	-	-	-	-	-	-	-	-	-	-	-	-	-
12/4	at GB	-	-	-	-	-	-	-	-	-	-	-	-	-	-	-	-	-	-	-
12/11	at IND	-	-	-	-	-	-	-	-	-	-	-	-	-	-	-	-	-	-	-
12/18	JAX	-	-	-	-	-	-	-	-	-	-	-	-	-	-	-	-	-	-	-
12/24	CIN	-	-	-	-	-	-	-	-	-	-	-	-	-	-	-	-	-	-	-
1/1/17	at TEN	-	-	-	-	-	-	-	-	-	-	-	-	-	-	-	-	-	-	-
<b>Totals</b>		<b>0</b>	<b>0</b>	<b>0</b>	<b>0</b>	<b>0</b>	<b>0</b>	<b>0</b>	<b>0.0</b>	<b>0.0</b>	<b>0</b>	<b>0</b>	<b>0</b>	<b>0</b>	<b>0</b>	<b>0</b>	<b>0</b>	<b>0</b>	<b>0</b>	<b>0</b>

## CAREER STATISTICS

REGULAR SEASON				TACKLES					SACKS		INTERCEPTIONS					FUMBLES				
Year	Team	GP	GS	Tot	Solo	Asst	QBH	TFL	Sk	Yds	Int	Yds	Lg	TD	PD	FF	FR	Yds	TD	
2015	HOU			PRACTICE SQUAD																
2016	HOU	0	0	0	0	0	0	0	0.0	0.0	0	0	0	0	0	0	0	0	0	
<b>Totals</b>		<b>0</b>	<b>0</b>	<b>0</b>	<b>0</b>	<b>0</b>	<b>0</b>	<b>0</b>	<b>0.0</b>	<b>0.0</b>	<b>0</b>	<b>0</b>	<b>0</b>	<b>0</b>	<b>0</b>	<b>0</b>	<b>0</b>	<b>0</b>	<b>0</b>	

# PRACTICE SQUAD



## SHAKEEL RASHAD

INSIDE LINEBACKER | 6-2 | 240 | NORTH CAROLINA

Hometown: Jacksonville, Fla. | Rookie | Age: 22  
 Acquired: CFA-'16 | 2016 GP/GS: 0/0 | Career GP/GS (Playoffs): 0/0 (0/0)  
 Teams: Houston 2016

# 42

### TRANSACTIONS:

Signed by the Houston Texans as a college free agent on May 5, 2016...Waived by the Texans on Sept. 3, 2016...Signed to the Texans practice squad on Sept. 4, 2016.

### 2016 (Houston 0/0):

- Spent Weeks 1-11 on the Texans practice squad

### CAREER AT NORTH CAROLINA:

- Played four seasons (2012-15) at the University of North Carolina in Chapel Hill, N.C.
- Appeared in 43 games at UNC and made 16 career starts, including all 14 games as a senior
- 2015 All-ACC Third Team (ACCSMA and coaches)
- 2015 AFCA Good Works Team Candidate
- 2015 Wuerffel Trophy Nominee

### 2015 (North Carolina):

- Started all 14 games and finished second on the team with 126 tackles in his first full season as a linebacker
- Led the team with 8.5 tackles for loss and three forced fumbles
- Closed the season with the best sustained play of his career, totaling 56 tackles over his last four games
- In his final game as a Tar Heel, had a career-high 16 tackles against No. 17 Baylor
- Had 12 tackles (seven solo) and a tackle for loss in the ACC Championship Game against Clemson
- Finished with 13 tackles (seven solo), assisted on a sack and broke up a pass in the win at NC State
- Recorded 15 tackles (eight solo) and added two tackles for loss and his first sack of the year in the Coastal Division-clinching win at Virginia Tech
- Tied for the team high with eight tackles (seven solo) in the Senior Day win over Miami
- Matched a career high with 10 tackles and grabbed his second interception of the year in the win over Virginia
- Finished with a career-high 10 tackles and an 8-yard tackle for loss in the Delaware win
- Earned ACC Linebacker of the Week honors for his play in the win over NC A&T when he finished with two tackles, including a 10-yard tackle for loss, a forced fumble, and pass breakup and his first career interception
- Earned the starting will linebacker spot after appearing as the bandit in 2014

### 2014 (North Carolina):

- Appeared in all 13 games at the bandit position and started two, finishing the regular season with 18 tackles (11 solo), 2.5 tackles for loss, five quarterback hurries and a fumble recovery
- Recovered a fumble in the waning moments of the Pittsburgh game to clinch the victory
- Finished with a season-high three solo tackles and a tackle for loss against Virginia Tech
- Also had three tackles, including a tackle for loss, and a quarterback hurry in the season opener against Liberty

### 2013 (North Carolina):

- Appeared in five games after initially being ruled out for the season with a training camp knee injury
- Finished with nine tackles and a sack
- Had a season-high three tackles against Duke
- Registered his first sack of the year in his first game of the year against Virginia

### 2012 (North Carolina):

- Appeared in 11 games as a true freshman after enrolling in January
- Started the Maryland game at bandit
- Registered 18 tackles, including 13 solo stops, 3.5 tackles for loss, 1.5 sacks and five quarterback hurries. Also broke up two passes, forced one fumble and had an interception
- Missed the NC State game due to suspension
- Tallied three solo stops and his first career interception in the win at Miami
- Had a season-high four solo tackles and his first career sack in the win over East Carolina

## 2016 STATISTICS

REGULAR SEASON				TACKLES				SACKS		INTERCEPTIONS				FUMBLES						
Date	Opp	GP	GS	Tot	Solo	Asst	QBH	TFL	Sk	Yds	Int	Yds	Lg	TD	PD	FF	FR	Yds	TD	
9/11	CHI																			
9/18	KC																			
9/22	at NE																			
10/2	TEN																			
10/9	at MIN																			
10/16	IND																			
10/24	at DEN																			
10/30	DET																			
11/13	at JAX																			
11/21	at OAK																			
11/27	SD	-	-	-	-	-	-	-	-	-	-	-	-	-	-	-	-	-	-	-
12/4	at GB	-	-	-	-	-	-	-	-	-	-	-	-	-	-	-	-	-	-	-
12/11	at IND	-	-	-	-	-	-	-	-	-	-	-	-	-	-	-	-	-	-	-
12/18	JAX	-	-	-	-	-	-	-	-	-	-	-	-	-	-	-	-	-	-	-
12/24	CIN	-	-	-	-	-	-	-	-	-	-	-	-	-	-	-	-	-	-	-
1/1/17	at TEN	-	-	-	-	-	-	-	-	-	-	-	-	-	-	-	-	-	-	-
<b>Totals</b>		<b>0</b>	<b>0</b>	<b>0</b>	<b>0</b>	<b>0</b>	<b>0</b>	<b>0</b>	<b>0.0</b>	<b>0.0</b>	<b>0</b>	<b>0</b>	<b>0</b>	<b>0</b>	<b>0</b>	<b>0</b>	<b>0</b>	<b>0</b>	<b>0</b>	<b>0</b>

- Had a strong collegiate debut, finishing with three solo tackles, a forced fumble and a QB hurry in the season opener against Elon

### PERSONAL:

- Attended Episcopal School of Jacksonville (Fla.)
- Member of the PrepStar All-America team
- Member of the Orlando Sentinel's Florida Top 100
- A four-star prospect by ESPN.com, which listed him as the No. 35 outside linebacker prospect in the nation
- Considered the No. 57 outside linebacker prospect in the country by Scout.com
- Member of the Jacksonville Times-Union Super 11 and Super 24 teams
- Posted 82 tackles and 8.0 sacks as a junior
- Also played basketball and ran track
- Holds the school record in the 400 meters
- Coached by David Hess
- His older brother, Shareff, played football at UCF
- Son of Shareff and Sharon Rashad
- Double major in communication studies and exercise and sport science

# PRACTICE SQUAD



## DENZEL RICE

CORNERBACK | 6-0 | 196 | COASTAL CAROLINA

Hometown: Winston-Salem, N.C. | 2nd NFL Season | 1st with Texans | Age: 23

Acquired: FA-'16 | 2016 GP/GS: 0/0 | Career GP/GS (Playoffs): 4/0 (0/0)

Teams: Philadelphia 2015; Houston 2016

# 22

### TRANSACTIONS:

Signed by the Philadelphia Eagles as a college free agent on May 2, 2015...Waived by the Eagles on Aug. 28, 2016...Signed to the Houston Texans practice squad on Oct. 19, 2016.

### 2016 (Houston 0/0):

- Spent training camp with the Eagles before being waived on Aug. 28
- Signed to the Texans practice squad on Oct. 19
- Spent Weeks 7-11 on the Texans practice squad

### 2015 (Philadelphia 4/0):

- Played in four games with the Eagles but did not record any statistics
- Was the only undrafted rookie to make Philadelphia's opening day roster
- Played in the first game of his career, appearing exclusively on special teams at N.Y. Jets (9/27)
- Saw his first action on defense in the season finale at N.Y. Giants (1/3/16)

### COLLEGE:

- Played four seasons (2011-14) at Coastal Carolina University in Conway, S.C.
- The two-time All-Big South performer appeared in 50 games (30 starts) in his career
- Finished his collegiate career ranked third in school history with 24 career pass breakups
- Was a captain as a senior in 2014 and earned second-team All-Big South honors after starting all 14 games
- Finished his senior campaign with 41 tackles and 10 pass breakups, marking the second-highest pass breakup total in the league
- Started all 15 games as a junior in 2013 and was named second-team All-Big South after setting career highs with 61 tackles and 12 pass breakups
- Notched the first interception of his career in a win vs. Gardner-Webb (10/12/13)
- His 12 breakups in 2013 were the most in the Big South and tied for the highest single-season total in school history, and his four pass breakups in a win at Eastern Kentucky (9/14/13) tied a Chanticleers single-game record
- Played in 10 games as a sophomore in 2012 and notched three tackles on the season
- Appeared in 11 games with one start as a true freshman in 2011, recording seven tackles and two pass breakups

### PERSONAL:

- Attended Jacket Integrated Academy at Carver High School in Salem, N.C.
- Led the state of North Carolina as a senior with 12 interceptions and earned first-team 2A All-State honors from The Associated Press and NCPreps.com
- Added All-Northwest Region, All-PAC 6 Conference and all-county honors
- Led Carver to a 13-3 record in 2010, winning the PAC-6 and finishing state runner-up
- Also ran track and finished fourth in the 2010 State 2A Championships in the 4x100 relay and fifth in the 4x200 relay
- An honor roll student at Carver
- Coached by Melvin Palmer
- Parents are Russell Rice and Evette Davenport
- The eldest of five children, Denzel has two younger brothers and two younger sisters

## 2016 STATISTICS

REGULAR SEASON				TACKLES				SACKS		INTERCEPTIONS				FUMBLES						
Date	Opp	GP	GS	Tot	Solo	Asst	QBH	TFL	Sk	Yds	Int	Yds	Lg	TD	PD	FF	FR	Yds	TD	
Week 1																				
Week 2																				
Week 3																				
Week 4																				
Week 5																				
Week 6																				
<b>WITH HOUSTON</b>																				
10/24	at DEN																			
10/30	DET																			
11/13	at JAX																			
11/21	at OAK																			
11/27	SD	-	-	-	-	-	-	-	-	-	-	-	-	-	-	-	-	-	-	-
12/4	at GB	-	-	-	-	-	-	-	-	-	-	-	-	-	-	-	-	-	-	-
12/11	at IND	-	-	-	-	-	-	-	-	-	-	-	-	-	-	-	-	-	-	-
12/18	JAX	-	-	-	-	-	-	-	-	-	-	-	-	-	-	-	-	-	-	-
12/24	CIN	-	-	-	-	-	-	-	-	-	-	-	-	-	-	-	-	-	-	-
1/1/17	at TEN	-	-	-	-	-	-	-	-	-	-	-	-	-	-	-	-	-	-	-
<b>Totals</b>		<b>0</b>	<b>0</b>	<b>0</b>	<b>0</b>	<b>0</b>	<b>0</b>	<b>0</b>	<b>0.0</b>	<b>0.0</b>	<b>0</b>	<b>0</b>	<b>0</b>	<b>0</b>	<b>0</b>	<b>0</b>	<b>0</b>	<b>0</b>	<b>0</b>	<b>0</b>

## CAREER STATISTICS

REGULAR SEASON				TACKLES				SACKS		INTERCEPTIONS				FUMBLES					
Year	Team	GP	GS	Tot	Solo	Asst	QBH	TFL	Sk	Yds	Int	Yds	Lg	TD	PD	FF	FR	Yds	TD
2015	PHI	4	0	0	0	0	0	0	0.0	0.0	0	0	0	0	0	0	0	0	0
2016	HOU	0	0	0	0	0	0	0	0.0	0.0	0	0	0	0	0	0	0	0	0
<b>Totals</b>		<b>4</b>	<b>0</b>	<b>0</b>	<b>0</b>	<b>0</b>	<b>0</b>	<b>0</b>	<b>0.0</b>	<b>0.0</b>	<b>0</b>	<b>0</b>	<b>0</b>	<b>0</b>	<b>0</b>	<b>0</b>	<b>0</b>	<b>0</b>	<b>0</b>

# PRACTICE SQUAD



## CHAD SLADE

GUARD | 6-5 | 315 | AUBURN

Hometown: Moody, Ala. | 2nd NFL Season | 2nd with Texans | Age: 24  
Acquired: CFA-'15 | 2016 GP/GS: 0/0 | Career GP/GS (Playoffs): 0/0 (0/0)  
Teams: Houston 2015-16

# 62

### TRANSACTIONS:

Signed by the Houston Texans as a college free agent on May 8, 2015...Waived by the Texans on Sept. 3, 2016...Signed to the Texans practice squad on Sept. 4, 2016.

### 2016 (Houston 0/0):

- Spent Weeks 1-11 on the Texans practice squad

### 2015 (Houston 0/0):

- Placed on the Reserve/Injured List on Sept. 1 and missed the entire season

### COLLEGE:

- Played four seasons (2011-14) at Auburn (Ala.) University after redshirting the Tigers' 2010 BCS National Championship campaign
- Four-year starter on the offensive line for the Tigers
- 49 career starts, second most among SEC offensive linemen, and fourth-most in Auburn history
- Started 14 games at both guard spots in 2014
- Preseason All-SEC second team (CFB Matrix); third team (SEC media, Athlon); fourth team (Phil Steele) in 2014
- Accepted invitation to NFLPA Collegiate Bowl
- Returning starter for all 13 games at right offensive guard for the SEC Champions in 2013
- Started 12 games at right guard and left tackle in 2012
- Played in 13 games with 10 starts in 2011
- Redshirted and did not see action for the National Champions in 2010

### PERSONAL:

- High School Coach: Brandon Wiley
- No. 59-ranked offensive guard by ESPN.com/Scouts Inc.
- No. 62-rated offensive guard by Scout.com
- Ranked as the No. 34 player in Alabama by SuperPrep
- Named to the All-Southeast Region team by PrepStar
- No. 38 prospect in Alabama by the Tuscaloosa News
- Birthday is May 4
- Son of Joseph and Nikki Shorter
- Majored in Sociology
- Received bachelor's degree in August, 2014

## CAREER STATISTICS

### REGULAR SEASON GAMES PLAYED/STARTED (PLAYOFFS):

2015 Houston: 0/0 (0/0)

2016 Houston: 0/0

TOTAL: 0/0 (0/0)

# PRACTICE SQUAD



## WENDALL WILLIAMS

WIDE RECEIVER | 5-10 | 185 | CUMBERLANDS

Hometown: Syracuse, N.Y. | Rookie | Age: 26  
 Acquired: FA-'16 | 2016 GP/GS: 0/0 | Career GP/GS (Playoffs): 0/0 (0/0)  
 Teams: Houston 2016; N.Y. Jets 2016; Houston 2016

# 82

### TRANSACTIONS:

Signed by the Houston Texans as a college free agent on May 5, 2016...Waived by the Texans on Sept. 3, 2016...Signed to the New York Jets practice squad on Sept. 12, 2016...Released from the Jets practice squad on Sept. 28, 2016...Signed to the Texans practice squad on Nov. 8, 2016.

### 2016 (N.Y. Jets 0/0; Houston 0/0):

- Originally signed with the Texans as a college free agent on May 5 and spent training camp with the team before being waived on Sept. 3
- Signed to the Jets practice squad on Sept. 12
- Spent Weeks 2 and 3 on the Jets practice squad before being waived on Sept. 28
- Signed to the Texans practice squad on Nov. 8
- Spent Weeks 10 and 11 on the Texans practice squad

### CAREER AT CUMBERLANDS:

- Transferred to University of the Cumberland in Williamsburg, Ky., in 2014 from Herkimer (N.Y.) County Community College
- Played in 19 total games with 10 starts from 2014-15
- Scored 20 total touchdowns in two years at Cumberland: 11 receiving, four rushing, four kickoff returns and one punt return
- Recorded 31 total receptions and 783 yards (25.3 avg.) and 11 touchdowns
- Ran for 316 yards and four touchdowns on 18 rushing attempts (17.6 avg.)
- Returned six total punts for 141 yards (23.5 avg.) and one touchdown
- Returned 49 total kicks for 1,471 yards (30.0 avg.) and four touchdowns
- Named NAIA 2nd Team All-American Kick Returner in 2015 (AFCA)

### 2015 (Cumberland):

- Started all 10 games he played in as a senior
- Scored 15 total touchdowns on the year: eight receiving, three rushing, three kickoff returns and one punt return
- Caught 15 passes for 457 yards (30.5 avg.) and eight touchdowns
- Ran the ball seven times for 204 yards (29.1 avg.) and three touchdowns
- Returned six punts for 141 yards (23.5 avg.) and one touchdown
- Returned 24 kicks for 777 yards (32.4 avg.) and three touchdowns
- Named NAIA 2nd Team All-American Kick Returner
- Returned five kicks for 287 yards and two touchdowns, which set a new NAIA single-game record for most kick return yards, against NCAA Division II Carson-Newman University. His two touchdowns also tied the record for kick return touchdowns in a single game

### 2014 (Cumberland):

- Played in nine games in his first year at Cumberland
- Scored five total touchdowns: three receiving, one rushing and one kickoff return
- Compiled 16 catches for 326 yards (20.4 avg.) and three receiving touchdowns
- Ran for 112 yards and a touchdown on 11 attempts (10.2 avg.) throughout the season
- Completed one 20-yard pass on a trick play. Also threw an interception
- Returned 25 kicks for 694 yards (27.8 avg.) and one touchdown
- Also recorded one fumble recovery and one solo tackle on the season
- Transferred from Herkimer CC

### PERSONAL:

- Set the new NFL Regional Combine record for the 40-yard dash with a time of 4.19 seconds (hand clocked) and tied the record for the vertical jump with a leap of 45.0 inches
- Won the NAIA National Championship in the long jump and was fourth in the country in both the 100 meters and 200 meters
- Named NAIA All-American three straight years in track and field
- Also spent time at Morrisville (N.Y.) State College and Onondaga Community College in Syracuse, N.Y.
- Attended Bishop Ludden High School in Syracuse, N.Y.

## 2016 STATISTICS

REGULAR SEASON				RECEIVING					RUSHING				
Date	Opp	GP	GS	Rec	Yds	Avg	Lg	TD	Att	Yds	Avg	Lg	TD
Week 1				NOT ON ROSTER									
<i>WITH NEW YORK JETS</i>													
9/15	at BUF												
9/25	at KC												
Week 4				NOT ON ROSTER									
Week 5				NOT ON ROSTER									
Week 6				NOT ON ROSTER									
Week 7				NOT ON ROSTER									
Week 8				NOT ON ROSTER									
<i>WITH HOUSTON</i>													
11/13	at JAX												
11/21	at OAK												
11/27	SD	-	-	-	-	-	-	-	-	-	-	-	-
12/4	at GB	-	-	-	-	-	-	-	-	-	-	-	-
12/11	at IND	-	-	-	-	-	-	-	-	-	-	-	-
12/18	JAX	-	-	-	-	-	-	-	-	-	-	-	-
12/24	CIN	-	-	-	-	-	-	-	-	-	-	-	-
1/1/17	at TEN	-	-	-	-	-	-	-	-	-	-	-	-
<b>Totals</b>		<b>0</b>	<b>0</b>	<b>0</b>	<b>0</b>	<b>0.0</b>	<b>0</b>	<b>0</b>	<b>0</b>	<b>0</b>	<b>0.0</b>	<b>0</b>	<b>0</b>

# RESERVE/INJURED



## LONNIE BALLENTINE

SAFETY | 6-3 | 225 | MEMPHIS

Hometown: Memphis, Tenn. | 3rd NFL Season | 3rd with Texans | Age: 23

Acquired: D7b-'14 | 2016 GP/GS: 2/0 | Career GP/GS (Playoffs): 4/0 (0/0)

Teams: Houston 2014-16

# 39

### TRANSACTIONS:

Selected by the Houston Texans with the 41st pick in the seventh round (256th overall) of the 2014 NFL Draft.

### 2016 (Houston 2/0):

- Placed on the Reserve/Physically Unable to Perform List on Aug. 30
- Activated from the Reserve/Physically Unable to Perform List on Oct. 22
- Saw his first game action since Week 6 of 2015, playing both defense and special teams, at Denver (10/24) in Week 7
- Played exclusively on special teams vs. Detroit (10/30) in Week 8
- Placed on the Reserve/Injured List on Nov. 12

### 2015 (Houston 2/0):

- Played in two regular season games, totaling three solo tackles and one pass defended
- Inactive in Weeks 1-4
- Made his NFL debut in Week 5 vs. Indianapolis (10/8)
- Recorded the first stats of his career: three solo tackles and one pass defended at Jacksonville (10/18)
- Placed on the Reserve/Injured List on Oct. 19 and missed the rest of the season

### 2014 (Houston 0/0):

- Spent entire season on the Reserve/Injured List

### COLLEGE:

- Played four seasons (2010-13) at the University of Memphis (Tenn.)
- In 42 career games, totaled 176 total tackles, 2.5 tackles for loss, a half-sack, 13 passes defended, two fumble recoveries and three interceptions
- Started all 12 games as a senior in 2013, compiling 58 tackles and five pass break-ups
- Had a game- and season-high nine tackles against Temple as a senior
- Named All-Conference USA Honorable Mention in 2012
- Finished with 66 tackles, three interceptions, five pass breakups, a fumble recovery and one sack in 2012
- Posted a career-high 15 tackles at Arkansas State and had a pass breakup in 2012
- Played in 11 games as a sophomore in 2011
- Posted 35 total tackles, one pass breakup and 1.5 tackles for loss in 2011
- Recovered his first collegiate fumble in the end zone against Southern Miss in 2011
- Played in seven games with one start and logged 17 tackles in 2010

### PERSONAL:

- Played for Coach Cedric Miller at Southwind High School in Memphis, Tenn.
- Graduated early from high school, finishing his studies as a junior
- Logged 45 tackles, six interceptions and 12 pass breakups in 2009
- Tallied 800 all-purpose yards as a junior
- Selected to the Tennessee Sports Writers Association (TSWA) All-State first team and All-Shelby Metro
- Invited to participate in the AutoZone Liberty Bowl All-Star Game
- Also ran track and played basketball
- Transferred to Southwind after two years at Hamilton High School in Memphis, Tenn.
- Son of Lonnie Ballentine and Sheila Smith
- Born April 23, 1993 in Memphis, Tenn.
- Is married, and he and his wife, Brittany, have two children
- His mother, Sheila, played college basketball at Murray State and later played professionally in France
- Majored in sports and leisure management

## 2016 STATISTICS

REGULAR SEASON				TACKLES					SACKS		INTERCEPTIONS					FUMBLES				
Date	Opp	GP	GS	Tot	Solo	Asst	QBH	TFL	Sk	Yds	Int	Yds	Lg	TD	PD	FF	FR	Yds	TD	
9/11	CHI																			
9/18	KC																			
9/22	at NE																			
10/2	TEN																			
10/9	at MIN																			
10/16	IND																			
10/24	at DEN	1	0	0	0	0	0	0	0.0	0.0	0	0	0	0	0	0	0	0	0	0
10/30	DET	1	0	0	0	0	0	0	0.0	0.0	0	0	0	0	0	0	0	0	0	0
11/13	at JAX																			
11/21	at OAK																			
11/27	SD	-	-	-	-	-	-	-	-	-	-	-	-	-	-	-	-	-	-	-
12/4	at GB	-	-	-	-	-	-	-	-	-	-	-	-	-	-	-	-	-	-	-
12/11	at IND	-	-	-	-	-	-	-	-	-	-	-	-	-	-	-	-	-	-	-
12/18	JAX	-	-	-	-	-	-	-	-	-	-	-	-	-	-	-	-	-	-	-
12/24	CIN	-	-	-	-	-	-	-	-	-	-	-	-	-	-	-	-	-	-	-
1/1/17	at TEN	-	-	-	-	-	-	-	-	-	-	-	-	-	-	-	-	-	-	-
<b>Totals</b>		<b>2</b>	<b>0</b>	<b>0</b>	<b>0</b>	<b>0</b>	<b>0</b>	<b>0</b>	<b>0.0</b>	<b>0.0</b>	<b>0</b>	<b>0</b>	<b>0</b>	<b>0</b>	<b>0</b>	<b>0</b>	<b>0</b>	<b>0</b>	<b>0</b>	<b>0</b>

## CAREER STATISTICS

REGULAR SEASON				TACKLES					SACKS		INTERCEPTIONS					FUMBLES				
Year	Team	GP	GS	Tot	Solo	Asst	QBH	TFL	Sk	Yds	Int	Yds	Lg	TD	PD	FF	FR	Yds	TD	
2014	HOU																			
2015	HOU	2	0	3	3	0	0	0	0.0	0.0	0	0	0	0	1	0	0	0	0	0
2016	HOU	2	0	0	0	0	0	0	0.0	0.0	0	0	0	0	0	0	0	0	0	0
<b>Totals</b>		<b>4</b>	<b>0</b>	<b>3</b>	<b>3</b>	<b>0</b>	<b>0</b>	<b>0</b>	<b>0.0</b>	<b>0.0</b>	<b>0</b>	<b>0</b>	<b>0</b>	<b>0</b>	<b>1</b>	<b>0</b>	<b>0</b>	<b>0</b>	<b>0</b>	<b>0</b>



# RESERVE/INJURED



## K.J. DILLON

SAFETY | 6-0 | 200 | WEST VIRGINIA

Hometown: Apopka, Fla. | Rookie | Age: 22  
 Acquired: D5a-'16 | 2016 GP/GS: 5/0 | Career GP/GS (Playoffs): 5/0 (0/0)  
 Teams: Houston 2016

# 36

### TRANSACTIONS:

Selected by the Houston Texans with the 22nd pick in the fifth round (159th overall) of the 2016 NFL Draft.

### 2016 (Houston 5/0):

- Inactive for the season opener vs. Chicago (9/11)
- Made his NFL debut and played exclusively on special teams vs. Kansas City (9/18)
- Saw his first action on defense and contributed on special teams at New England (9/22) in Week 3
- Played exclusively on special teams vs. Tennessee (10/2) in Week 4
- Registered the first two tackles (one solo) of his career and contributed with his first two special teams tackles at Minnesota (10/9) in Week 5
- Played exclusively on special teams and notched a special teams tackle vs. Indianapolis (10/16) in Week 6
- Placed on the Reserve/Injured List on Oct. 19

### 2016 STATISTICS

REGULAR SEASON				TACKLES					SACKS		INTERCEPTIONS					FUMBLES				
Date	Opp	GP	GS	Tot	Solo	Asst	QBH	TFL	Sk	Yds	Int	Yds	Lg	TD	PD	FF	FR	Yds	TD	
9/11	CHI			INACTIVE																
9/18	KC	1	0	0	0	0	0	0	0.0	0.0	0	0	0	0	0	0	0	0	0	0
9/22	at NE	1	0	0	0	0	0	0	0.0	0.0	0	0	0	0	0	0	0	0	0	0
10/2	TEN	1	0	0	0	0	0	0	0.0	0.0	0	0	0	0	0	0	0	0	0	0
10/9	at MIN	1	0	2	1	1	0	0	0.0	0.0	0	0	0	0	0	0	0	0	0	0
10/16	IND	1	0	0	0	0	0	0	0.0	0.0	0	0	0	0	0	0	0	0	0	0
10/24	at DEN			INJURED RESERVE																
10/30	DET			INJURED RESERVE																
11/13	at JAX			INJURED RESERVE																
11/21	at OAK			INJURED RESERVE																
11/27	SD	-	-	-	-	-	-	-	-	-	-	-	-	-	-	-	-	-	-	-
12/4	at GB	-	-	-	-	-	-	-	-	-	-	-	-	-	-	-	-	-	-	-
12/11	at IND	-	-	-	-	-	-	-	-	-	-	-	-	-	-	-	-	-	-	-
12/18	JAX	-	-	-	-	-	-	-	-	-	-	-	-	-	-	-	-	-	-	-
12/24	CIN	-	-	-	-	-	-	-	-	-	-	-	-	-	-	-	-	-	-	-
1/1/17	at TEN	-	-	-	-	-	-	-	-	-	-	-	-	-	-	-	-	-	-	-
<b>Totals</b>		<b>5</b>	<b>0</b>	<b>2</b>	<b>1</b>	<b>1</b>	<b>0</b>	<b>0</b>	<b>0.0</b>	<b>0.0</b>	<b>0</b>	<b>0</b>	<b>0</b>	<b>0</b>	<b>0</b>	<b>0</b>	<b>0</b>	<b>0</b>	<b>0</b>	<b>0</b>

### ADDITIONAL STATISTICS

Special Teams Tackles: 3

### CAREER AT WEST VIRGINIA:

- Played four seasons (2012-15) at West Virginia University in Morgantown, W. Va.
- Saw action in 48 games and made 29 starts at safety over his four-year career
- Totaled 165 tackles (18 for loss), five interceptions, two forced fumbles and six pass breakups

### 2015 (West Virginia):

- Finished with 55 tackles, 7.5 for loss, two interceptions and eight pass breakups, garnering second team All-Big 12 accolades
- All-Big 12 Conference Second Team (Coaches)
- All-Big 12 Conference Third Team (Phil Steele)
- Played in 48 career games and started 29
- Posted four solo tackles vs. Arizona State
- Had three tackles and a pair of pass breakups at Kansas State
- Returned an interception 25 yards and had two tackles vs. Iowa State
- WVU Defensive Champion for performance against Texas Tech; led the team with a career best nine tackles, including one for loss
- Had a team-high seven solo tackles, two for loss, at TCU
- Had five solo tackles and a pass breakup at Baylor
- Had two tackles for loss and six tackles vs. Oklahoma State
- Recorded seven tackles and one pass breakup at Oklahoma
- Had an interception, one tackle for loss and one pass breakup vs. Maryland
- Had four tackles, assisted on one tackle for loss and had one pass breakup vs. Georgia Southern

### 2014 (West Virginia):

- Played in 13 games and started 12
- Fourth-leading tackler, finishing with 62 tackles, including 43 unassisted tackles, 0.5 sacks, 7.5 tackles for loss
- Tied for the team lead with three interceptions and seven pass breakups
- Used on 998 plays, including 904 on defense
- Saw action on a season-high 84 defensive plays against Alabama and Texas A&M
- Earned WVU's Defensive MVP honors against Texas A&M in the Liberty Bowl, finishing with five solo tackles, a pass breakup and returning an interception 35 yards for a touchdown
- Registered a career-high 11 tackles at Iowa State, including five solo tackles, 1.5 tackles for loss and a pass breakup
- Also had a career-high six assisted tackles at Iowa State
- Finished with a career-high eight tackles against Kansas State, including a career-high seven solo stops and one pass breakup
- Had five tackles at Texas; including four solo stops
- Registered five tackles against TCU, including three solo stops and had an interception and a pass breakup

- Finished with four tackles, including one for loss at Oklahoma State
- Three solo tackles and two pass breakups vs. Baylor
- Registered first career interception at Texas Tech
- Also had four tackles against the Red Raiders, including three solo tackles and a pass breakup
- Finished with four tackles against Kansas; including three solo stops
- Two solo tackles against Oklahoma
- Finished with three tackles, including one for loss at Maryland
- Registered six tackles (four solo) and a tackle for loss vs. Alabama

### 2013 (West Virginia):

- Played in nine games and started four at safety
- Finished the season with 28 tackles, including 23 solo stops, three tackles for loss, a fumble recovery and a team-high six pass breakups
- Career high in pass breakups (2) vs. Texas and at Oklahoma
- Set career highs in unassisted tackles (6) and total tackles (6) at Baylor
- Recovered first career fumble vs. Maryland

### 2012 (West Virginia):

- Added depth at boundary safety and was used on special teams
- Played in all 13 games
- Finished with 20 tackles, including 14 solo tackles and a forced fumble

### PERSONAL:

- Three-year starter for Head Coach Rick Darlington at Apopka (Fla.) High
- 2011 Orlando Sentinel All-Central Florida Second Team Defense
- Played in the 2011 Central Florida All-Star Game for the East Side
- Birthday is May 11
- Son of Kimberly Dillon
- One of three children
- Majored in communication studies

# RESERVE/INJURED



## KURTIS DRUMMOND

SAFETY | 6-1 | 200 | MICHIGAN STATE

Hometown: Masury, Ohio | 2nd NFL Season | 2nd with Texans | Age: 24  
 Acquired: CFA-'15 | 2016 GP/GS: 0/0 | Career GP/GS (Playoffs): 9/0 (1/0)  
 Teams: Houston 2015-16

# 23

### TRANSACTIONS:

Signed by the Houston Texans as a college free agent on May 8, 2015...Waived by the Texans on Sept. 5, 2015...Signed to the Texans practice squad on Sept. 8, 2015...Signed to the Texans active roster on Oct. 27, 2015.

### 2016 (Houston 0/0):

- Placed on the Reserve/Injured List on Aug. 30

### 2015 (Houston 9/0, 1/0):

- Signed to Texans active roster on Oct. 27
- Forced a fumble on Titans RB Bishop Sankey on a kickoff return in the second quarter. S Eddie Pleasant recovered the fumble on the Titans 24-yard line (11/1)

### COLLEGE:

- Played four seasons (2011-14) at Michigan State University in East Lansing, Mich. after redshirting the 2010 campaign
- Four-year letter winner who recorded 233 career tackles in 52 games
- 2014 First-Team All-American (FWAA, Phil Steele)
- 2014 Big Ten Defensive Back Of The Year
- 2014 First-Team All-Big Ten (Coaches, Media, BTN.COM, Athlon Sports, Phil Steele)
- Two-Time First-Team All-Big Ten (2013-14)
- Finished his career by starting in 34 consecutive games at free safety
- Ranked among MSU's all-time leaders in interceptions (tied for seventh with 12), passes defended (11th with 33) and interception return yards (12th with 148)
- Compiled 14 tackles for loss (60 yards), three forced fumbles and two fumble recoveries
- Recorded 19 tackles in four career bowl games and helped lead the Spartans to a 4-0 record in bowl games during his career
- Led team in tackles (72), interceptions (4), pass breakups (11) and passes defended (15) in 2014
- Ranked second on the team with a career-high 91 tackles, including 3.5 for losses (18 yards) in 2013
- Had four pass breakups, two interceptions, a forced fumble and a fumble recovery in 13 games (seven starts) at free safety 2012
- Played in 12 games to earn his first letter in 2011
- Redshirted in 2010

### PERSONAL:

- Three-year starter for Coach Brian Hoffman at Hubbard (Ohio) High School
- Ranked among the nation's top safeties by Scout.com (No. 69) and listed among the country's top athletes by Scouts, Inc. (No. 83)
- Named to SuperPrep's and PrepStar's All-Midwest Teams
- Ranked among Ohio's top 50 seniors by Rivals.com (No. 44) and Scout.com (No. 47)
- Had 24 receptions for 489 yards (20.4 avg.) and three touchdowns as a senior
- Registered 75 tackles (46 solo, 29 assists) as a senior, including four sacks
- Also credited with three passes defended and two forced fumbles in 2009
- Returned 12 punts for 110 yards (9.2 avg.) and five kickoffs for 86 yards (17.2 avg)
- Averaged 35.0 yards on 27 punts as a senior
- Caught 16 passes for 281 yards (17.6 avg.) and four touchdowns as a junior
- Made 49 tackles (29 solo, 20 assists) in 2008, including two sacks
- Also recorded three interceptions (62 yards) and 11 passes defended as a junior
- Earned Associated Press Division II All-Ohio Special Mention honors in basketball in 2008-09, playing for Coach Rick Fox
- Averaged 17.1 points for the Eagles his senior year to garner Associated Press All-Northeast

## 2016 STATISTICS

REGULAR SEASON				TACKLES					SACKS		INTERCEPTIONS					FUMBLES				
Date	Opp	GP	GS	Tot	Solo	Asst	QBH	TFL	Sk	Yds	Int	Yds	Lg	TD	PD	FF	FR	Yds	TD	
9/11	CHI																			
9/18	KC																			
9/22	at NE																			
10/2	TEN																			
10/9	at MIN																			
10/16	IND																			
10/24	at DEN																			
10/30	DET																			
11/13	at JAX																			
11/21	at OAK																			
11/27	SD	-	-	-	-	-	-	-	-	-	-	-	-	-	-	-	-	-	-	-
12/4	at GB	-	-	-	-	-	-	-	-	-	-	-	-	-	-	-	-	-	-	-
12/11	at IND	-	-	-	-	-	-	-	-	-	-	-	-	-	-	-	-	-	-	-
12/18	JAX	-	-	-	-	-	-	-	-	-	-	-	-	-	-	-	-	-	-	-
12/24	CIN	-	-	-	-	-	-	-	-	-	-	-	-	-	-	-	-	-	-	-
1/1/17	at TEN	-	-	-	-	-	-	-	-	-	-	-	-	-	-	-	-	-	-	-
<b>Totals</b>		<b>0</b>	<b>0</b>	<b>0</b>	<b>0</b>	<b>0</b>	<b>0</b>	<b>0</b>	<b>0.0</b>	<b>0.0</b>	<b>0</b>	<b>0</b>	<b>0</b>	<b>0</b>	<b>0</b>	<b>0</b>	<b>0</b>	<b>0</b>	<b>0</b>	<b>0</b>

## CAREER STATISTICS

REGULAR SEASON				TACKLES					SACKS		INTERCEPTIONS					FUMBLES			
Year	Team	GP	GS	Tot	Solo	Asst	QBH	TFL	Sk	Yds	Int	Yds	Lg	TD	PD	FF	FR	Yds	TD
2015	HOU	9	0	4	4	0	0	0	0.0	0.0	0	0	0	0	0	1	0	0	0
2016	HOU	0	0	0	0	0	0	0	0.0	0.0	0	0	0	0	0	0	0	0	0
<b>Totals</b>		<b>9</b>	<b>0</b>	<b>4</b>	<b>4</b>	<b>0</b>	<b>0</b>	<b>0</b>	<b>0.0</b>	<b>0.0</b>	<b>0</b>	<b>0</b>	<b>0</b>	<b>0</b>	<b>0</b>	<b>1</b>	<b>0</b>	<b>0</b>	<b>0</b>
POSTSEASON				TACKLES					SACKS		INTERCEPTIONS					FUMBLES			
Year	Team	GP	GS	Tot	Solo	Asst	QBH	TFL	Sk	Yds	Int	Yds	Lg	TD	PD	FF	FR	Yds	TD
2015	HOU	1	0	0	0	0	0	0	0.0	0.0	0	0	0	0	0	0	0	0	0
<b>Totals</b>		<b>1</b>	<b>0</b>	<b>0</b>	<b>0</b>	<b>0</b>	<b>0</b>	<b>0</b>	<b>0.0</b>	<b>0.0</b>	<b>0</b>	<b>0</b>	<b>0</b>	<b>0</b>	<b>0</b>	<b>0</b>	<b>0</b>	<b>0</b>	<b>0</b>

### ADDITIONAL STATISTICS

Special Teams Tackles: 10 | Postseason Special Teams Tackles: 1

Inland Division II Third-Team honors

- Earned his bachelor's degree in psychology from MSU in December 2014
- Born Jan. 29, 1992

# RESERVE/INJURED



## KA'IMI FAIRBAIRN

KICKER | 6-0 | 190 | UCLA

Hometown: Kailua, Hawaii | Rookie | Age: 22  
 Acquired: CFA-'16 | 2016 GP/GS: 0/0 | Career GP/GS (Playoffs): 0/0 (0/0)  
 Teams: Houston 2016

# 7

### TRANSACTIONS:

Signed by the Houston Texans as a college free agent on May 5, 2016.

### 2016 (Houston 0/0):

- Placed on the Reserve/Injured List on Aug. 30

### CAREER AT UCLA:

- Played four seasons (2012-15) at the University of California, Los Angeles
- Lou Groza Award winner in 2015
- Became the all-time leading scorer for the Pac-12 Conference and UCLA during the 2015 season
- Finished his career by connecting on 41 straight field goal attempts from 35 yards and in
- Handled all of the Bruin placekicking chores in his four seasons with the program
- Added kickoff duty in years two, three and four
- First Bruin to score over 100 points in four straight seasons

### 2015 (UCLA):

- Saw action in all 13 games as placekicker and also handled kickoffs
- Lou Groza Award winner
- Consensus first-team All-America selection (AP, FWAA, AFCA, Walter Camp, SI.com)
- First-team All-Conference (AP)
- Second-team All-Conference selection (coaches)
- Finished his career first on the all-time scoring list for the Pac-12 and UCLA with 413 points
- Fourth on the all-time UCLA field goals made list with 68
- Became the all-time leading scorer on a 22-yard field goal against Washington State
- Had a streak of 19 straight field goals made during the season
- His 60-yard field goal against Cal was the longest in school history and the longest ever in a Conference game
- It was tied for the second-longest ever by a conference player
- Booted a 53-yard kick against Arizona State earlier in the season which was then the fourth-longest in school history
- His 20 made field goals tied for seventh-most in a season by a Bruin player
- Tied his career-best with four field goals against Washington State
- Had 59 touchbacks on his 84 kickoff attempts

### 2014 (UCLA):

- Saw action in all 13 games as the placekicker and also handled the kickoffs
- Connected on 18-of-22 field goal attempts for an .818 which ranked 19th in the nation, third in the Pac-12
- Finished the season having made 13 of his last 14 field goal attempts overall
- 50 of his 80 kickoffs went for touchbacks
- Converted all three field goal attempts at Washington
- Presented the Captain Don Brown Award for Most Improved Player (special teams) at the team's annual banquet

### 2013 (UCLA):

- Saw action in all 13 games as the Bruin placekicker
- Also handled kickoff duties
- Presented the Most Valuable Special Teams Player Award at the Sun Bowl
- Ranked 49th in the nation, fourth in the conference in kick scoring (7.8) and ninth in scoring among all players
- His 101 points scored ranked 15th on the all-time school season list

### 2012 (UCLA):

- Saw action in all 14 games as the Bruin placekicker
- Connected on 14 of his 15 field goal attempts from 35-yards-and-in during the season
- Made 11 in a row from that range to end the season
- Made a season-long 48-yarder against Stanford in the Rose Bowl
- His 33-yard kick at Arizona State with no time left provided the winning points in a 45-43 Bruin victory
- Scored 104 points on the season, tied for 11th on the school single-season list

## 2016 STATISTICS

REGULAR SEASON			FIELD GOALS				PAT				KICKOFFS				
Date	Opp	GP	FG	FGA	Pct	Lg	Blk	PAT	PATA	Pct	Blk	Pts	KO	TB	Pct
9/11	CHI														
9/18	KC														
9/22	at NE														
10/2	TEN														
10/9	at MIN														
10/16	IND														
10/24	at DEN														
10/30	DET														
11/13	at JAX														
11/21	at OAK														
11/27	SD	-	-	-	-	-	-	-	-	-	-	-	-	-	-
12/4	at GB	-	-	-	-	-	-	-	-	-	-	-	-	-	-
12/11	at IND	-	-	-	-	-	-	-	-	-	-	-	-	-	-
12/18	JAX	-	-	-	-	-	-	-	-	-	-	-	-	-	-
12/24	CIN	-	-	-	-	-	-	-	-	-	-	-	-	-	-
1/1/17	at TEN	-	-	-	-	-	-	-	-	-	-	-	-	-	-
<b>Totals</b>		<b>0</b>	<b>0</b>	<b>0</b>	<b>0.0</b>	<b>0</b>	<b>0</b>	<b>0</b>	<b>0</b>	<b>0.0</b>	<b>0</b>	<b>0</b>	<b>0</b>	<b>0</b>	<b>0.0</b>

- His total of 16 made field goals ranks tied for 11th on that school single-season list

### PERSONAL:

- Ka'imi (Kuh-EE-me) Fairbairn (Fair-Bairn)
- Saw action as a kicker and punter at Punahou School in Honolulu for Head Coach Kale Ane
- Two-star recruit according to Rivals.com and Scout.com
- As a senior, put 95 percent of his kickoffs into the end zone, and hit 13-of-18 field goal tries, including one from 55 yards
- Named first-team all-state as a senior and junior and to the All-ILH Division Team
- Earned second-team all-state honors as a sophomore
- Three-year winner of the Special Team MVP Award
- Also played soccer (central defender) for coach Dave Trifonovitch
- Named first-team all-state as a senior and junior for the two-time State champs
- ILH Defensive Player of the Year his last two seasons.
- Full Name: John Christian Ka'iminoeaulomeka'ikeokekumupa'a Fairbairn
- Born in Kailua, Hawaii
- Parents are John and Rochelle Fairbairn
- Has one younger brother, Kona, and one younger sister Kiara
- Earned a spot on the UCLA Athletic Director's Honor Roll in Fall 2012, Spring 2015
- Hobbies include playing golf

# RESERVE/INJURED



## KEVIN JOHNSON

CORNERBACK | 6-0 | 185 | WAKE FOREST

Hometown: Clarksville, Md. | 2nd NFL Season | 2nd with Texans | Age: 24

Acquired: D1-'15 | 2016 GP/GS: 6/3 | Career GP/GS (Playoffs): 22/13 (1/1)

Teams: Houston 2015-16

# 30

### TRANSACTIONS:

Selected by the Houston Texans with the 16th pick in the first round (16th overall) of the 2015 NFL Draft.

### 2016 (Houston 6/3):

- Made one solo tackle in the season opener vs. Chicago (9/11)
- Finished with three solo tackles, one pass defended and one fumble recovery vs. Kansas City (9/18)
- Recovered the first fumble of his career and notched a 53-yard return after S Quintin Demps forced the ball out on Chiefs RB Spencer Ware vs. Kansas City (9/18)
- Recorded one tackle and a special teams tackle at New England (9/22) in Week 3
- Made his first start of the season and notched one solo tackle and a special teams tackle vs. Tennessee (10/2) in Week 4
- Notched a season-high five tackles (four solo) and added a pass defended in his second start of the season at Minnesota (10/9) in Week 5
- Posted a career-high 10 tackles (nine solo), including his first tackle for loss of the season, and one pass defended vs. Indianapolis (10/16) in Week 6
- Placed on the Reserve/Injured List on Oct. 22

### 2015 (Houston 16/10, 1/1):

- Played all 16 games and made 10 starts in his rookie season. Compiled 52 tackles (47 solo), nine passes defended, one interception and three tackles for loss
- Made his NFL debut vs. Kansas City (9/13) and made one solo tackle on defense and one special teams stop
- Recorded two solo tackles and one pass defended vs. Carolina (9/20)
- Had three tackles (two solo) and a pass defended vs. Tampa Bay (9/27)
- Tied for second on the team with five tackles (all solo) at Atlanta (10/4)
- Registered four tackles (three solo) and one pass defended in his second straight start of the season vs. Indianapolis (10/8)
- Recorded his first career interception in the third quarter when he picked off Titans QB Zach Mettenberger and returned it 22 yards vs. Tennessee (11/1). Tied for fourth on the team with a career-high six tackles (five solo), including his first two tackles for loss of the season
- Tied for fourth on the team with three solo tackles at Tennessee (12/27)

### COLLEGE:

- Played four seasons (2010; 2012-14) at Wake Forest University in Winston-Salem, N.C.
- Redshirted the season as a member of the scout team in 2011
- Played in 47 career games for the Demon Deacons, starting the last 41 games he appeared in
- Recorded 191 tackles (125 solo), seven interceptions, 35 pass breakups, three forced fumbles and two fumble recoveries in four seasons
- Received honorable mention All-ACC from the media and second team from the ACC Coaches and second team All-ACC by Phil Steele in 2014
- Finished his career with 35 pass breakups, the fourth-highest total in school history
- Had 43 tackles on the season and 3.5 tackles for loss as a senior in 2014
- Tied for the team lead with six pass breakups in 2014
- Played in the Senior Bowl following the season
- Named All-ACC honorable mention by the media and third team All-ACC by the ACC Coaches in 2013

## 2016 STATISTICS

REGULAR SEASON				TACKLES					SACKS		INTERCEPTIONS					FUMBLES				
Date	Opp	GP	GS	Tot	Solo	Asst	QBH	TFL	Sk	Yds	Int	Yds	Lg	TD	PD	FF	FR	Yds	TD	
9/11	CHI	1	0	1	1	0	0	0	0.0	0.0	0	0	0	0	0	0	0	0	0	0
9/18	KC	1	0	3	3	0	0	0	0.0	0.0	0	0	0	0	1	0	1	53	0	
9/22	at NE	1	0	1	0	1	0	0	0.0	0.0	0	0	0	0	0	0	0	0	0	
10/2	TEN	1	1	1	1	0	0	0	0.0	0.0	0	0	0	0	0	0	0	0	0	
10/9	at MIN	1	1	5	4	1	0	0	0.0	0.0	0	0	0	0	1	0	0	0	0	
10/16	IND	1	1	10	9	1	0	1	0.0	0.0	0	0	0	0	1	0	0	0	0	
10/24	at DEN																			
10/30	DET																			
11/13	at JAX																			
11/21	at OAK																			
11/27	SD	-	-	-	-	-	-	-	-	-	-	-	-	-	-	-	-	-	-	
12/4	at GB	-	-	-	-	-	-	-	-	-	-	-	-	-	-	-	-	-	-	
12/11	at IND	-	-	-	-	-	-	-	-	-	-	-	-	-	-	-	-	-	-	
12/18	JAX	-	-	-	-	-	-	-	-	-	-	-	-	-	-	-	-	-	-	
12/24	CIN	-	-	-	-	-	-	-	-	-	-	-	-	-	-	-	-	-	-	
1/1/17	at TEN	-	-	-	-	-	-	-	-	-	-	-	-	-	-	-	-	-	-	
<b>Totals</b>		<b>6</b>	<b>3</b>	<b>21</b>	<b>18</b>	<b>3</b>	<b>0</b>	<b>1</b>	<b>0.0</b>	<b>0.0</b>	<b>0</b>	<b>0</b>	<b>0</b>	<b>0</b>	<b>3</b>	<b>0</b>	<b>1</b>	<b>53</b>	<b>0</b>	

### ADDITIONAL STATISTICS

Special Teams Tackles: 4

## CAREER STATISTICS

REGULAR SEASON				TACKLES					SACKS		INTERCEPTIONS					FUMBLES			
Year	Team	GP	GS	Tot	Solo	Asst	QBH	TFL	Sk	Yds	Int	Yds	Lg	TD	PD	FF	FR	Yds	TD
2015	HOU	16	10	52	47	5	0	3	0.0	0.0	1	22	22	0	9	0	0	0	0
2016	HOU	6	3	21	18	3	0	1	0.0	0.0	0	0	0	0	3	0	1	53	0
<b>Totals</b>		<b>22</b>	<b>13</b>	<b>73</b>	<b>65</b>	<b>8</b>	<b>0</b>	<b>4</b>	<b>0.0</b>	<b>0.0</b>	<b>1</b>	<b>22</b>	<b>22</b>	<b>0</b>	<b>12</b>	<b>0</b>	<b>1</b>	<b>53</b>	<b>0</b>

### ADDITIONAL STATISTICS

Special Teams Tackles (6): 2015 - 2; 2016 - 4

### CAREER GAME HIGHS

Tackles: 10 vs. IND, 10/16/16 | TFL: 2 vs. TEN, 11/1/15 | INT: 1 vs. TEN, 11/1/15 | Return Yards: 22 vs. TEN, 11/1/15 | PD: 2 at CIN, 11/16/15

- Started all 12 games at cornerback, finishing with 58 tackles (39 solo), three interceptions, one forced fumble and a team-best 12 pass breakups in 2013
- Ranked second in the ACC with 1.25 passes defended per game in 2013
- Played in and started all 12 games on the year, finishing with 58 tackles (34 solo), 3.5 tackles for loss, a half-sack, two forced fumbles and a fumble recovery in 2012
- Named honorable mention All-ACC by the coaches in 2012
- Led the team with 15 pass breakups and three interceptions in 2012
- Ranked second in the ACC in passes defended in 2012 with 18 which tied for second in school history
- Tied for eighth in the league with three interceptions in 2012
- Named the ACC Defensive Back of the Week once in 2012
- One of three true freshmen to play in 2010, appearing in 11 games with five starts
- Tallied 31 tackles on the season, including 20 solo stops and two pass breakups in 2010

### PERSONAL:

- A 2010 graduate of River Hill High School in Clarksville, Md.
- Led the country by rushing for 1,220 yards and 15 touchdowns on 137 carries as a senior, averaging nearly nine yards per carry
- Had 12 receptions for 251 yards and three scores
- Made 25 tackles to go with three interceptions while being named to the all-county team
- Named first-team all-state and first team All-Met at cornerback
- Named Columbia Flier/Howard County Times Offensive Player of the Year as a senior

## KEVIN JOHNSON

- Two-year starter on both sides of the ball for Coach Brian Van Deusen
- Helped the Hawks to 2A state championships in 2007 and 2008
- Team moved to Class 3A in 2009 and lost in the state semifinal, snapping a 40-game winning streak
- Had three receptions for 85 yards and three touchdowns as a junior and also recorded 50 tackles, three interceptions and scored six touchdowns
- Was part of a River Hill defense that recorded 11 shutouts in 2007, five in 2008 and five more in 2009
- The Hawks were 47-3 during his four varsity seasons
- Played in the Crab Bowl that pits the top high school players in an all-star game between Maryland's and Washington D.C.'s top players



## NICK MARTIN

CENTER | 6-4 | 300 | NOTRE DAME

Hometown: Indianapolis, Ind. | Rookie | Age: 23  
 Acquired: D2-'16 | 2016 GP/GS: 0/0 | Career GP/GS (Playoffs): 0/0 (0/0)  
 Teams: Houston 2016

# 66

### TRANSACTIONS:

Selected by the Houston Texans with the 19th pick in the second round (50th overall) of the 2016 NFL Draft.

### 2016 (Houston 0/0):

- Placed on the Reserve/Injured List on Aug. 30

### CAREER AT NOTRE DAME:

- Played four seasons (2012-15) at the University of Notre Dame in South Bend, Ind. after redshirting the 2011 season
- Saw action in 50 games and made 37 starts in his career with the Fighting Irish
- Started 26 consecutive games from 2014-15

### HONORS:

- Rimington Trophy Watch List (2014-15)
- Lombardi Award Watch List (2014)
- Team Captain (2014-15)

### 2015 (Notre Dame):

- Started all 13 games for the Irish
- Helped establish a running game that rushed for 207.6 yards per game, the highest mark for Notre Dame since 1998

### 2014 (Notre Dame):

- Played in and started all 13 games
- Named a season-long captain at the end of fall camp
- Started at center in each of the first three games of the season (Rice, Michigan and Purdue), but moved to left guard before the 31-15 victory over Syracuse (Sept. 27)
- That marked first career start at any other position than center
- Remained the starting left guard over the last 10 games of the year

### 2013 (Notre Dame):

- Started each of the first 11 games at center
- Lost for the season against BYU (Nov. 23) due to a knee injury
- Played on same Irish offensive line with older brother, senior offensive tackle and captain Zack Martin
- Part of an offensive line that allowed just 8.0 sacks and ranked second in the Football Bowl Subdivision in fewest sacks allowed
- No team in the nation allowed fewer sacks and attempted more passes than Notre Dame (8.0 sacks on 429 pass attempts)

### 2012 (Notre Dame):

- Saw action in all 13 games
- Majority of action came on multiple Irish special teams units
- Joined brother, Zack, as one of four brothers on the Irish roster

### 2011 (Notre Dame):

- Did not see any action during the season

### PERSONAL:

- First-team Indiana All-State pick on Associated Press Class 3A team as offensive lineman
- Named to Indiana Football Coaches Association Top 50 All-State team as one of 10 offensive linemen
- Named to 2010 Super Team by the Indianapolis Star
- Second-team offensive lineman on U.S. Air Force Medium Schools Prep All-America squad
- Helped fourth-ranked Bishop Chatard High School in Indianapolis to 2010 Indiana Class 3A state title with 28-14 win over South Bend St. Joseph's in state title contest that marked Chatard's record 10th state title
- Chatard ended season with 11-4 record and 10 straight wins after early three-game losing streak
- Helped team to No. 3 state ranking in IFCA final regular-season poll for 2010
- Starter on both offensive and defensive lines
- Rated second-best Class 3A defensive player in Indianapolis area in preseason listings by the Indianapolis Star
- Helped Chatard to 12-2 mark as a junior in 2009 before losing to Evansville Memorial in Indiana state playoff semi-state round
- Father, Keith, played football at Kentucky and was 1982 Academic All-Southeastern Confer-

## CAREER STATISTICS

### REGULAR SEASON GAMES PLAYED/STARTED (PLAYOFFS):

2016 Houston: 0/0 (0/0)

TOTAL: 0/0 (0/0)

ence pick as team's top defensive tackle while also earning NCAA Postgraduate Scholarship in 1983

- Played for coach Vincent Lorenzano at Bishop Chatard High School
- Son of Pam and Keith Martin
- Brother, Zack, had an All-Pro rookie season as the starting right guard for the Dallas Cowboys after being a first-round pick in the 2014 NFL Draft
- Graduated May 2015, with a degree in management consulting from the Mendoza College of Business



## DEREK NEWTON

TACKLE | 6-6 | 315 | ARKANSAS STATE

Hometown: Utica, Miss. | 6th NFL Season | 6th with Texans | Age: 29

Acquired: D7a-'11 | 2016 GP/GS: 6/6 | Career GP/GS (Playoffs): 82/68 (5/3)

Teams: Houston 2011-16

# 72

### TRANSACTIONS:

Selected by the Houston Texans with the 11th pick in the seventh round (214th overall) of the 2011 NFL Draft...Re-signed with Texans on March 9, 2015.

### HONORS:

- Madden Most Valuable Protectors Award (Week 4, 2012; Week 13, 2012)
- Has blocked for three 1,000-yard performances

### CAREER:

- Started 56 consecutive games from 2012-16, which was the fifth-longest active streak among NFL offensive tackles
- Has played left tackle, right tackle, left guard, and right guard in his career
- Owns four career playoff appearances at right tackle (two starts)
- Took over as the full-time starter at right tackle in 2012

### 2016 (Houston 6/6):

- Started the season opener at right tackle and helped pave the way for RB Lamar Miller's 106-yard rushing performance vs. Chicago (9/11)
- Started at right tackle vs. Kansas City (9/18) in Week 2, at New England (9/22) in Week 3 and vs. Tennessee (10/2) in Week 4
- Opened at right tackle at Minnesota (10/9) in Week 5 but played most of the second half at right guard
- Active but did not play in Week 6 vs. Indianapolis (10/16) with an injury, snapping a streak of 56 consecutive starts
- Returned to his starting right tackle post at Denver (10/24) in Week 7 but left in the second quarter with an injury and did not return
- Placed on the Reserve/Injured List on Oct. 26

### 2015 (Houston 16/16, 1/1):

- Started at right tackle vs. Kansas City (9/13)
- Started at left guard at Carolina (9/20)
- Started at right tackle in Weeks 3-5 and Weeks 10-17
- Started at right guard in Weeks 6-7
- Played right and left tackle in Week 8
- Recovered a fumble in Week 14 vs. New England (12/13) and Week 15 at Indianapolis (12/20)
- Started at right tackle in Wild Card Game vs. Kansas City (1/9/16)

### 2014 (Houston 16/16):

- Started all 16 games at right tackle for the second time in his career
- Started at right tackle and moved inside to right guard vs. Baltimore (12/21) in Week 16 after Brandon Brooks left with an injury

### 2013 (Houston 16/16):

- Spent the offseason rehabilitating from patellar tendon surgery
- Started all 16 games at right tackle for the first time in his career
- Blocked for an offense that produced 449 yards at San Diego (9/9)
- Helped pave the way for 172 yards on the ground vs. Tennessee (9/15)
- Blocked for an offense that produced 476 yards vs. Seattle (9/29)
- Blocked for an offense that produced a season-high 483 yards vs. Indianapolis (11/3)
- Helped pave the way for a ground game that produced a franchise-record four rushing touchdowns vs. New England (12/1)

### 2012 (Houston 14/14, 2/2):

- Made the first start of his NFL career at right tackle in the season opener vs. Miami (9/9)
- Part of an offensive line that cleared the way for the Texans to rush for 216 yards and three touchdowns while not allowing QB Matt Schaub to be sacked at Jacksonville (9/17)
- Helped provide protection for QB Matt Schaub, enabling him to tie a career-high with four touchdown passes at Denver (9/23)
- Helped RB Arian Foster rush for 152 yards and a touchdown at N.Y. Jets (10/8)
- Part of an offense that set a franchise record by scoring 43 points vs. Baltimore (10/21)
- Helped RB Arian Foster go over 100 yards for the fourth time in 2012 as he gained 111 yards on 24 carries and scored a touchdown vs. Buffalo (11/4)
- Part of an offense that set a franchise record with 653 yards of offense and tied the franchise scoring record with 43 points vs. Jacksonville (11/18) and put up another 501 yards at Detroit (11/22)
- Inactive at Tennessee (12/2) and at New England (12/10)

## CAREER STATISTICS

### REGULAR SEASON GAMES PLAYED/STARTED (PLAYOFFS):

2011 Houston: 14/0 (2/0)  
 2012 Houston: 14/14 (2/2)  
 2013 Houston: 16/16 (0/0)  
 2014 Houston: 16/16 (0/0)  
 2015 Houston: 16/16 (1/1)  
 2016 Houston: 6/6  
**TOTAL: 82/68 (5/3)**

### ADDITIONAL STATISTICS

Misc Tackles (5): 2012 - 1, 2013 - 1, 2015 - 3 | Fumble Recoveries (2): 2015 - 2

- Paved the way for RB Arian Foster to rush for 140 yards while not allowing QB Matt Schaub to be sacked in the AFC Wild Card Playoff vs. Cincinnati (1/5/13)
- Paved the way for RB Arian Foster to rush for 90 yards in the AFC Divisional Playoff at New England (1/13/13)

### 2011 (Houston 14/0, 2/0):

- Played in 14 games, primarily on special teams, after being inactive for the first two games of the regular season
- Made his professional debut blocking for a K Neil Rackers field goal attempt in the first quarter at New Orleans (9/25)
- Made his postseason debut and saw action on special teams in AFC Wild Card Playoff vs. Cincinnati (1/7/12)

### COLLEGE:

- Played two seasons (2009-10) at Arkansas State University in Jonesboro, Ark. after redshirting the 2008 campaign
- Transferred to ASU from Hinds Community College in Raymond, Miss., where he played the 2006 and 2007 seasons
- Earned first-team All-Sun Belt accolades after starting all 12 games at right tackle in 2010
- Garnered second-team All-SBC honors in 2009 and received the Gary Withrow Award, given to the Red Wolves' most outstanding offensive lineman
- Was the only lineman on the team to start every game in 2009 and helped lead the Red Wolves to 21 rushing touchdowns
- Paved the way for three different ASU players rushing for over 100 yards in at least one game
- Was part of ASU's line that helped the offense gain its most yards of total offense (484) against an FBS opponent since the 2007 season
- Redshirted in 2008
- First Team All-State selection at Hinds Community College
- Played in the Mississippi Junior College All-Star Game

### PERSONAL:

- Helped lead Hinds Agricultural High School to a 10-0 regular-season record as a senior, earning All-Metro and All-District honors
- Named Most Improved Player as a senior

# RESERVE/INJURED



## GERALD RIVERS

OUTSIDE LINEBACKER | 6-2 | 250 | MISSISSIPPI

Hometown: Ellenwood, Ga. | 2nd NFL Season | 1st with Texans | Age: 26

Acquired: FA-'15 | 2016 GP/GS: 0/0 | Career GP/GS (Playoffs): 2/0 (0/0)

Teams: STL/JAX 2013; MIA/DEN 2014; NYG/STL 2015; HOU 2015-16

# 48

### TRANSACTIONS:

Signed by the St. Louis Rams as a college free agent on May 9, 2013...Waived by the Rams on Dec. 14, 2013...Claimed off waivers by the Jacksonville Jaguars on Dec. 16, 2013...Waived by the Jaguars on Aug. 29, 2014...Signed to the Miami Dolphins practice squad on Sept. 2, 2014...Released from the Dolphins practice squad on Sept. 30, 2014...Signed to the Denver Broncos practice squad on Oct. 15, 2014...Released from the Broncos practice squad on Dec. 4, 2014...Signed to the Broncos practice squad on Dec. 10, 2014...Signed by the Broncos on Jan. 12, 2015...Waived by the Broncos on Sept. 5, 2015...Signed to the N.Y. Giants practice squad on Sept. 9, 2015...Released from the Giants practice squad on Sept. 15, 2015...Signed to the Rams practice squad on Oct. 28, 2015...Waived by the Rams on Nov. 17, 2015...Signed to the Houston Texans practice squad on Nov. 24, 2015...Signed by the Texans on Jan. 11, 2016.

### 2016 (Houston 0/0):

- Waived/injured on Aug. 30 and reverted to the Reserve/Injured List on Aug. 31

### 2015 (N.Y. Giants 0/0; St. Louis 0/0; Houston 0/0):

- Completed training camp with the Denver Broncos before being waived on Sept. 5
- Spent Week 1 on the N.Y. Giants' practice squad
- Later spent Weeks 8-10 on the St. Louis Rams' practice squad and Weeks 12-17 on the Texans' practice squad

### 2014 (Miami 0/0; Denver 0/0):

- Completed training camp with the Jacksonville Jaguars before being waived on Aug. 29
- Spent time on the Miami Dolphins' and Denver Broncos' practice squads

### 2013 (St. Louis 2/0):

- Spent first 15 weeks with St. Louis after earning a roster spot as a rookie free agent
- Made his NFL debut and had one solo tackle vs. San Francisco (9/26)
- Saw action on vs. Jacksonville (10/26)
- Claimed off waivers by the Jaguars (12/16)
- Was inactive on vs. Tennessee (12/22) and at Indianapolis (12/29)

### COLLEGE:

- Played four seasons (2009-12) at the University of Mississippi in Oxford, Miss. after redshirting the 2008 campaign
- Three-year letterwinner for the Rebels, playing in 27 career games and making 10 starts
- As a junior, played in all 12 games with five starts and totaled 13 tackles
- As a sophomore, played in 10 games with five starts and tied for the team lead with 2.5 sacks and added 14 tackles
- As a freshman in 2009, saw action in five games and totaled four tackles
- Redshirted during the 2008 season
- Majored in psychology

### PERSONAL:

- Attended Cedar Grove High School in Ellenwood, Ga., where he totaled 81 tackles, nine sacks and two forced fumbles as a senior
- Son of Terri Cumberlander and Gregory Rivers
- Born June 22, 1990
- Full name is Gerald Emery Rivers
- Twitter handle is @InA\_Flash

## 2016 STATISTICS

REGULAR SEASON				TACKLES					SACKS		INTERCEPTIONS					FUMBLES				
Date	Opp	GP	GS	Tot	Solo	Asst	QBH	TFL	Sk	Yds	Int	Yds	Lg	TD	PD	FF	FR	Yds	TD	
9/11	CHI																			
9/18	KC																			
9/22	at NE																			
10/2	TEN																			
10/9	at MIN																			
10/16	IND																			
10/24	at DEN																			
10/30	DET																			
11/13	at JAX																			
11/21	at OAK																			
11/27	SD	-	-	-	-	-	-	-	-	-	-	-	-	-	-	-	-	-	-	-
12/4	at GB	-	-	-	-	-	-	-	-	-	-	-	-	-	-	-	-	-	-	-
12/11	at IND	-	-	-	-	-	-	-	-	-	-	-	-	-	-	-	-	-	-	-
12/18	JAX	-	-	-	-	-	-	-	-	-	-	-	-	-	-	-	-	-	-	-
12/24	CIN	-	-	-	-	-	-	-	-	-	-	-	-	-	-	-	-	-	-	-
1/1/17	at TEN	-	-	-	-	-	-	-	-	-	-	-	-	-	-	-	-	-	-	-
<b>Totals</b>		-	-	-	-	-	-	-	-	-	-	-	-	-	-	-	-	-	-	-

## CAREER STATISTICS

REGULAR SEASON				TACKLES					SACKS		INTERCEPTIONS					FUMBLES			
Year	Team	GP	GS	Tot	Solo	Asst	QBH	TFL	Sk	Yds	Int	Yds	Lg	TD	PD	FF	FR	Yds	TD
2013	STL	2	0	1	1	0	0	0	0.0	0.0	0	0	0	0	0	0	0	0	0
<b>Totals</b>		<b>2</b>	<b>0</b>	<b>1</b>	<b>1</b>	<b>0</b>	<b>0</b>	<b>0</b>	<b>0.0</b>	<b>0.0</b>	<b>0</b>	<b>0</b>	<b>0</b>	<b>0</b>	<b>0</b>	<b>0</b>	<b>0</b>	<b>0</b>	<b>0</b>





## BRENNAN SCARLETT

OUTSIDE LINEBACKER | 6-4 | 260 | STANFORD

Hometown: Portland, Ore. | Rookie | Age: 23  
 Acquired: CFA-'16 | 2016 GP/GS: 5/0 | Career GP/GS (Playoffs): 5/0 (0/0)  
 Teams: Houston 2016

# 57

### TRANSACTIONS:

Signed by the Houston Texans as a college free agent on May 5, 2016.

### 2016 (Houston 5/0):

- Inactive for the season opener vs. Chicago (9/11)
- Made his NFL debut and contributed with one special teams tackle vs. Kansas City (9/18)
- Saw his first action on defense and recorded one tackle at New England (9/22) in Week 3
- Played exclusively on special teams vs. Tennessee (10/2) in Week 4
- Tied for the team lead with a career-high two special teams tackles at Minnesota (10/9) in Week 5
- Placed on the Reserve/Injured List on Oct. 19

### CAREER AT STANFORD & CALIFORNIA:

- Played one season (2015) at Stanford (Calif.) University after transferring from the University of California, Berkeley, where he played three seasons (2011-12; 14)
- Redshirted the 2013 campaign at California
- Played in 17 games with 14 starts over four seasons with Cal but missed the entire 2013 campaign and significant portions of the 2011 and 2014 seasons due to injury
- Registered career totals of 54 tackles, 9.0 tackles for loss (42 yards), 4.5 sacks (34 yards), three pass breakups, three forced fumbles and six quarterback hurries with the Golden Bears
- Led the Cardinal to a Rose Bowl victory over Iowa in January 2016 in his lone season with the program

### 2015 (Stanford):

- Joined Cardinal as program's first-ever graduate transfer (California)
- All-Pac-12 honorable mention
- Played in 14 games, compiling 37 tackles, 8.0 tackles for loss, 5.5 sacks, and two pass breakups
- Five tackles (1.5 tackles for loss) at Northwestern, which was third career game with 1.5-plus tackles for loss
- Five tackles, 2.5 sacks, one forced fumble vs. Oregon
- Two tackles (1.5 tackles for loss), one sack, one pass breakup in Pac-12 Championship Game
- Three tackles (1.0 sack) vs. Iowa (Rose Bowl)

### 2014 (California):

- Phil Steele All-Pac-12 fourth team
- Five games played
- Missed bulk of season due to injury

### 2013 (California):

- Ted Hendricks Award watch list
- Phil Steele All-Pac-12 preseason fourth team
- Missed season due to injury

### 2012 (California):

- Pac-12 All-Academic honorable mention
- Nine starts in nine games played
- 40 tackles, 6.0 tackles for loss and 2.5 sacks
- Team-high two forced fumbles
- Career-high 12 tackles vs. Nevada
- Six tackles, 1.0 tackle for loss at Ohio State

### 2011 (California):

- Three games played
- Four tackles, 0.5 tackle for loss

## 2016 STATISTICS

REGULAR SEASON				TACKLES					SACKS		INTERCEPTIONS					FUMBLES			
Date	Opp	GP	GS	Tot	Solo	Asst	QBH	TFL	Sk	Yds	Int	Yds	Lg	TD	PD	FF	FR	Yds	TD
9/11	CHI			INACTIVE															
9/18	KC	1	0	0	0	0	0	0	0.0	0.0	0	0	0	0	0	0	0	0	0
9/22	at NE	1	0	1	1	0	0	0	0.0	0.0	0	0	0	0	0	0	0	0	0
10/2	TEN	1	0	0	0	0	0	0	0.0	0.0	0	0	0	0	0	0	0	0	0
10/9	at MIN	1	0	1	0	1	0	0	0.0	0.0	0	0	0	0	0	0	0	0	0
10/16	IND	1	0	0	0	0	0	0	0.0	0.0	0	0	0	0	0	0	0	0	0
10/24	at DEN			INJURED RESERVE															
10/30	DET			INJURED RESERVE															
11/13	at JAX			INJURED RESERVE															
11/21	at OAK			INJURED RESERVE															
11/27	SD	-	-	-	-	-	-	-	-	-	-	-	-	-	-	-	-	-	-
12/4	at GB	-	-	-	-	-	-	-	-	-	-	-	-	-	-	-	-	-	-
12/11	at IND	-	-	-	-	-	-	-	-	-	-	-	-	-	-	-	-	-	-
12/18	JAX	-	-	-	-	-	-	-	-	-	-	-	-	-	-	-	-	-	-
12/24	CIN	-	-	-	-	-	-	-	-	-	-	-	-	-	-	-	-	-	-
1/1/17	at TEN	-	-	-	-	-	-	-	-	-	-	-	-	-	-	-	-	-	-
<b>Totals</b>		<b>5</b>	<b>0</b>	<b>2</b>	<b>1</b>	<b>1</b>	<b>0</b>	<b>0</b>	<b>0.0</b>	<b>0.0</b>	<b>0</b>	<b>0</b>	<b>0</b>	<b>0</b>	<b>0</b>	<b>0</b>	<b>0</b>	<b>0</b>	<b>0</b>

### ADDITIONAL STATISTICS

Special Teams Tackles: 3

- Three tackles vs. Utah
- Missed bulk of season due to injury

### PERSONAL:

- Prepped at Central Catholic High School in Portland, Ore.
- Earned varsity letters in football, swimming and track and field
- 2010 U.S. Army All-American Bowl
- 2010 PrepStar All-America
- 2010 SuperPrep All-America
- 31 tackles in first two games of senior season
- 59 tackles, 6.0 sacks, one interception and three forced fumbles as a junior
- 43 tackles, 4.0 sacks and three forced fumbles as a sophomore
- National Federation of High School Awards for Excellence
- Multnomah Athletic Club Scholar Student Award
- Full name is Brennan William Scarlett
- Son of Paul and Suzy Scarlett
- Father ran track at BYU
- Two siblings, Cam and Isabella
- Grandfather, great-grandfather, uncle and multiple cousins attended Stanford
- Maternal grandfather, John Evans, was governor of Idaho from 1977-87
- Graduated from Cal's prestigious Haas School of Business in May of 2015 with a bachelor's degree in business administration

# RESERVE/INJURED



## DEVON STILL

DEFENSIVE END | 6-5 | 305 | PENN STATE

Hometown: Camden, N.J. | 4th NFL Season | 1st with Texans | Age: 27  
 Acquired: FA-'16 | 2016 GP/GS: 3/0 | Career GP/GS (Playoffs): 33/0 (0/0)  
 Teams: Cincinnati 2012-14; Houston 2016

# 91

### TRANSACTIONS:

Selected by the Cincinnati Bengals with the 21st pick in the second round (53rd overall) of the 2012 NFL Draft...Waived by the Bengals on Aug. 30, 2014...Signed to the Bengals practice squad on Aug. 31, 2014...Signed to the Bengals active roster on Sept. 10, 2014...ba.Re-signed with the Bengals on March 19, 2015...Waived by the Bengals on Sept. 5, 2015...Signed by the Houston Texans on Jan. 1, 2016.

### 2016 (Houston 3/0):

- Played in his first NFL game since 2014 in the season opener vs. Chicago (9/11)
- Inactive for Week 3 at New England (9/22)
- Saw his most significant playing time as a Texan and contributed with the first three tackles (two solo) of his season vs. Tennessee (10/2) in Week 4
- Placed on the Reserve/Injured List on Oct. 5

### 2015 (0/0):

- Waived by Cincinnati on Sept. 5
- Signed by Houston to a reserve/future contract on Jan. 1, 2016

### 2014 (Cincinnati 12/0):

- Waived in final preseason roster cuts, he opened regular season on practice squad but was signed to roster prior to Week 2
- Played in line rotation in Weeks 2-10 and 12-15, with 19 tackles
- Inactive for three regular season games and the AFC Wild Card game
- Two tackles vs. Tennessee (9/21) and at New England (10/5)
- Three tackles vs. Baltimore (10/26) and vs. Cleveland (11/6)
- Stopped RB Alfred Blue for a one-yard gain on second-and-goal play from Cincinnati 8-yard line in third quarter, helping lead to Texans settling for a field goal and 16-13 deficit at Houston (11/28)
- Named the Bengals recipient of their 2014 Ed Block Courage Award, which goes annually to a player "demonstrating commitment to the values of sportsmanship and courage" after his four-year old daughter, Leah, was diagnosed with Stage 4 pediatric cancer prior to the 2014 season

### 2013 (Cincinnati 10/0):

- Played in Weeks 1-7 and 13-15 in defensive line rotation, with eight tackles, three passes defended and two quarterback pressures
- Inactive for Weeks 8-11 due to elbow injury suffered at Detroit (10/20), and inactive due to back strain for Weeks 16-17
- Placed on Reserve/Injured list on Dec. 30 prior to AFC Wild Card Playoff game
- One tackle and one quarterback pressure vs. Green Bay (9/22)
- Two tackles before leaving game due to elbow injury at Detroit (10/20)
- Returned to action and logged one pass defended at San Diego (12/1)
- Individual season-high three tackles at Pittsburgh (12/15)

### 2012 (Cincinnati 8/0):

- Played in eight games, totaling 20 tackles with a half sack and forced fumble
- Inactive for Games 10-17 and for the AFC Wild Card Playoff game
- Two tackles in NFL debut at Baltimore (9/10)
- Three tackles vs. Miami (10/7)
- Two tackles vs. Pittsburgh (10/21), and had shared sack and forced fumble against Steelers QB Ben Roethlisberger in second quarter, with Bengals recovering at Steelers' 8-yard line to set up touchdown on next play
- Personal season-best of seven tackles vs. Denver (11/4)

## 2016 STATISTICS

REGULAR SEASON				TACKLES					SACKS		INTERCEPTIONS					FUMBLES				
Date	Opp	GP	GS	Tot	Solo	Asst	QBH	TFL	Sk	Yds	Int	Yds	Lg	TD	PD	FF	FR	Yds	TD	
9/11	CHI	1	0	0	0	0	0	0	0.0	0.0	0	0	0	0	0	0	0	0	0	0
9/18	KC	1	0	0	0	0	0	0	0.0	0.0	0	0	0	0	0	0	0	0	0	0
9/22	at NE			INACTIVE																
10/2	TEN	1	0	3	2	1	0	0	0.0	0.0	0	0	0	0	0	0	0	0	0	0
10/9	at MIN			INJURED RESERVE																
10/16	IND			INJURED RESERVE																
10/24	at DEN			INJURED RESERVE																
10/30	DET			INJURED RESERVE																
11/13	at JAX			INJURED RESERVE																
11/21	at OAK			INJURED RESERVE																
11/27	SD	-	-	-	-	-	-	-	-	-	-	-	-	-	-	-	-	-	-	-
12/4	at GB	-	-	-	-	-	-	-	-	-	-	-	-	-	-	-	-	-	-	-
12/11	at IND	-	-	-	-	-	-	-	-	-	-	-	-	-	-	-	-	-	-	-
12/18	JAX	-	-	-	-	-	-	-	-	-	-	-	-	-	-	-	-	-	-	-
12/24	CIN	-	-	-	-	-	-	-	-	-	-	-	-	-	-	-	-	-	-	-
1/1/17	at TEN	-	-	-	-	-	-	-	-	-	-	-	-	-	-	-	-	-	-	-
<b>Totals</b>		<b>3</b>	<b>0</b>	<b>3</b>	<b>2</b>	<b>1</b>	<b>0</b>	<b>0</b>	<b>0.0</b>	<b>0.0</b>	<b>0</b>	<b>0</b>	<b>0</b>	<b>0</b>	<b>0</b>	<b>0</b>	<b>0</b>	<b>0</b>	<b>0</b>	<b>0</b>

## CAREER STATISTICS

REGULAR SEASON				TACKLES					SACKS		INTERCEPTIONS					FUMBLES				
Year	Team	GP	GS	Tot	Solo	Asst	QBH	TFL	Sk	Yds	Int	Yds	Lg	TD	PD	FF	FR	Yds	TD	
2012	CIN	8	0	14	5	9	1	1	0.5	2.5	0	0	0	0	0	1	0	0	0	0
2013	CIN	10	0	7	3	4	0	0	0.0	0.0	0	0	0	0	3	0	0	0	0	0
2014	CIN	12	0	19	11	8	0	0	0.0	0.0	0	0	0	0	0	0	0	0	0	0
2015	----			NOT ON ROSTER																
2016	HOU	3	0	3	2	1	0	0	0.0	0.0	0	0	0	0	0	0	0	0	0	0
<b>Totals</b>		<b>33</b>	<b>0</b>	<b>43</b>	<b>21</b>	<b>22</b>	<b>1</b>	<b>1</b>	<b>0.5</b>	<b>2.5</b>	<b>0</b>	<b>0</b>	<b>0</b>	<b>0</b>	<b>3</b>	<b>1</b>	<b>0</b>	<b>0</b>	<b>0</b>	<b>0</b>

### CAREER GAME HIGHS

Tackles: 5 vs. DEN 11/4/12 | QBH: 1 vs. CLE, 9/16/12 | TFL: 1 vs. PIT, 10/21/12 | Sacks: 0.5 vs. PIT, 10/21/12  
 PD: 1, 3x – last: vs. IND, 12/8/13 | FF: 1 vs. PIT, 10/21/12


### COLLEGE:

- Played four seasons (2008-11) at Penn State University in University Park, Pa., preceded by redshirt year in 2007
- Rated an elite playmaker among interior defensive linemen, he was a first-team Associated Press All-American in 2011 and also was named Big Ten Defensive Player of the Year
- After senior season, was the only defensive player among the three finalists for the 2011 Outland Trophy, which is awarded annually to the nation's top offensive or interior defensive lineman (the award went to Alabama OT Barrett Jones)
- Had 8.5 sacks and 27 tackles for loss during his final two seasons
- Started career slowly due to two serious injuries (ACL tear in 2007 and ankle fracture in 2008), but broke out with fine junior season and topped it with much better senior year
- As a senior, became first Penn State player since DE Courtney Brown in 1999 to earn Big Ten Defensive Player of the Year honors from both coaches and media, leading Big Ten's top scoring defense (16.8)

### PERSONAL:

- Born in Camden, N.J., but hometown is Wilmington, Del.
- Attended Howard High School of Technology in Wilmington, where he played on the offensive line as well as the defensive line as both a junior and senior, earning all-state honors at both positions
- Also a member of the prep basketball and track teams
- Graduated from Penn State in December 2011 with a degree in crime, law and justice
- Cousin of two NFL All-Pro defenders, DE Art Still (Kansas City) and LB Levon Kirkland (Pittsburgh)
- Has a wife, Asha, and daughter, Leah Sari
- Named the Bengals recipient of their 2014 Ed Block Courage Award, which goes annually to a player "demonstrating commitment to the values of sportsmanship and courage" after his four-year old daughter, Leah, was diagnosed with Stage 4 pediatric cancer prior to the 2014 season. He responded to the life-changing news with an ongoing effort to raise public awareness of the struggles faced by all families struck by pediatric cancer

# RESERVE/INJURED



## TONY WASHINGTON JR.

OUTSIDE LINEBACKER | 6-4 | 255 | OREGON

Hometown: West Los Angeles, Calif. | 1st NFL Season | 1st with Texans | Age: 24

Acquired: CFA-'15 | 2016 GP/GS: 0/0 | Career GP/GS (Playoffs): 0/0 (0/0)

Teams: Houston 2015-16

# 49

### TRANSACTIONS:

Signed by the Houston Texans as a college free agent on May 8, 2015...Waived by the Texans on Sept. 11, 2015...Signed to the Texans practice squad on Dec. 8, 2015...Released from the Texans practice squad on Dec. 23, 2015...Signed by the Texans on Jan. 11, 2016.

### 2016 (Houston 0/0):

- Waived/injured on Sept. 3 and reverted to the Reserve/Injured List on Sept. 4

### 2015 (Houston 0/0):

- Signed by the Texans as a college free agent and spent Weeks 14 and 15 on the practice squad after being waived at the end of training camp

### COLLEGE:

- Played four seasons (2011-14) at the University of Oregon in Eugene, Ore. after redshirting the 2010 campaign
- Ranked ninth on the team in tackles (60), second in tackles for loss (11.5), and second in quarterback sacks (6.0) in 2014
- 15-game starter and tied for third in the Pac-12 with three fumble recoveries and three forced fumbles in 2014
- Jarred the football loose from Florida State QB Jameis Winston and returned it for a 58-yard touchdown in the Rose Bowl in 2014
- Ducks' eighth-leading tackler and earned Pac-12 honorable mention all-conference acclaim after finishing 13th in the country (3rd in the league) with four forced fumbles in 2013
- The first-year starter opened all 13 games, finishing with 60 tackles and team highs in tackles for loss (12-50 yards) and quarterback sacks (7.5) in 2013
- Played in all 13 games and finished the year with 20 tackles (12 solo) in 2012
- Appeared in 10 games, totaling 18 tackles in 2011 while earning Pac-12 Academic All-Conference Honorable Mention
- Member of the scout team during his redshirt year in 2010

### PERSONAL:

- Attended Los Osos High School in Rancho Cucamonga, Calif., where he played for Head Coach Tom Martinez
- San Bernardino Prep Sports All-Baseline Defensive MVP
- MaxPreps California Division 1 All-State second team defense
- All-Inland Valley first team defense
- All-CIF Southern Section Central Division
- Daily Bulletin All-Star Football first team defender
- Made 87 tackles his senior year, with a team-high 11.5 sacks and two fumble recoveries
- As a junior, recorded 45 tackles and 6.5 sacks
- Rated a three-star recruit by Scout.com, Rivals.com and ESPN.com
- Parents are Monique and the late Tony Washington, Sr.
- Has one brother and one sister

## 2016 STATISTICS

REGULAR SEASON				TACKLES				SACKS		INTERCEPTIONS				FUMBLES						
Date	Opp	GP	GS	Tot	Solo	Asst	QBH	TFL	Sk	Yds	Int	Yds	Lg	TD	PD	FF	FR	Yds	TD	
9/11	CHI																			
9/18	KC																			
9/22	at NE																			
10/2	TEN																			
10/9	at MIN																			
10/16	IND																			
10/24	at DEN																			
10/30	DET																			
11/13	at JAX																			
11/21	at OAK																			
11/27	SD	-	-	-	-	-	-	-	-	-	-	-	-	-	-	-	-	-	-	-
12/4	at GB	-	-	-	-	-	-	-	-	-	-	-	-	-	-	-	-	-	-	-
12/11	at IND	-	-	-	-	-	-	-	-	-	-	-	-	-	-	-	-	-	-	-
12/18	JAX	-	-	-	-	-	-	-	-	-	-	-	-	-	-	-	-	-	-	-
12/24	CIN	-	-	-	-	-	-	-	-	-	-	-	-	-	-	-	-	-	-	-
1/1/17	at TEN	-	-	-	-	-	-	-	-	-	-	-	-	-	-	-	-	-	-	-
<b>Totals</b>		<b>0</b>	<b>0</b>	<b>0</b>	<b>0</b>	<b>0</b>	<b>0</b>	<b>0</b>	<b>0.0</b>	<b>0.0</b>	<b>0</b>	<b>0</b>	<b>0</b>	<b>0</b>	<b>0</b>	<b>0</b>	<b>0</b>	<b>0</b>	<b>0</b>	<b>0</b>

# RESERVE/INJURED



## J.J. WATT

DEFENSIVE END | 6-5 | 295 | WISCONSIN

Hometown: Pewaukee, Wisc. | 6th NFL Season | 6th with Texans | Age: 27

Acquired: D1-'11 | 2016 GP/GS: 3/3 | Career GP/GS (Playoffs): 83/83 (5/5)

Teams: Houston 2011-16

# 99

### TRANSACTIONS:

Selected by the Houston Texans with the 11th pick in the first round (11th overall) of the 2011 NFL Draft...Signed a contract extension with the Texans on Sept. 2, 2014.

### HONORS:

- Three-time Associated Press and PFWA NFL Defensive Player of the Year (2012, 2014, 2015)
- Four-time Associated Press First-Team All-Pro (2012-15)
- Four-time Pro Bowl selection (2012-15) and 2014 Pro Bowl Captain
- NFL 101 AFC Defensive Player of the Year (2012, 2014, 2015)
- Pro Football Weekly/PFWA Defensive Most Valuable Player (2012, 2014, 2015)
- Four-time PFW First-Team All-Pro (2012-15)
- Six-time AFC Defensive Player of the Week (Week 2, 2012; Week 15, 2012; Week 4, 2014; Week 11, 2014; Week 11, 2015; Week 17, 2015) - second-most all-time
- Five-time AFC Defensive Player of the Month (September, 2012; December, 2012; September, 2014; December, 2014; November, 2015)
- USA Football All-Fundamentals Team (2012)
- Houston Texans Rookie of the Year (2011)
- Pro Football Weekly/PFWA All-Rookie Team (2011)
- USA Today All-Joe Team (2011)
- Two-time NFL sack leader (2012, 2015)
- 2014 Bert Bell Award winner

### CAREER:

- 2011 first-round draft choice who started the first 83 games in his career, which was tied for the longest active streak among NFL defensive ends
- Has recorded 76.0 sacks, 13 fumble recoveries, 15 forced fumbles and 45 passes defended in his career
- Passed Derrick Thomas (66.0) for the second-most career sacks in a player's first five seasons in NFL history
- In his 75th career game, became the second-fastest player in NFL history to reach 70.0 sacks (Reggie White, 57 games)
- Became the second-fastest player in NFL history to reach 75.0 career sacks, as he did so in his 82nd career game. Hall of Fame DE Reggie White accomplished the feat in his 65th career game
- Recorded his third career 15.0-sack season (2012, 2014, 2015), which is tied for the second-most in the NFL since 1982. Reggie White is the only other player to notch three 15.0-sack seasons in his first five years in the league
- Leads the NFL with 214 quarterback hits and 133 tackles for loss and ranks first in the NFL in sacks since entering the league in 2011
- Has 21 career games with 2.0-or-more sacks, the second-most of any player in his first five seasons in NFL history
- Has five games with 3.0-or-more sacks in his career
- Notched his fourth straight season with 10.0-or-more sacks in 2015, which is the longest active streak in the NFL
- The first Texan with four seasons (2012-15) of 10.0-or-more sacks in his career (no other player in franchise history has three)

## 2016 STATISTICS

REGULAR SEASON				TACKLES					SACKS		INTERCEPTIONS					FUMBLES			
Date	Opp	GP	GS	Tot	Solo	Asst	QBH	TFL	Sk	Yds	Int	Yds	Lg	TD	PD	FF	FR	Yds	TD
9/11	CHI	1	1	1	0	1	3	0	0.0	0.0	0	0	0	0	0	0	0	0	0
9/18	KC	1	1	5	1	4	2	1	1.5	5.0	0	0	0	0	0	0	1	0	0
9/22	at NE	1	1	2	0	2	0	0	0.0	0.0	0	0	0	0	0	0	0	0	0
10/2	TEN																		
10/9	at MIN																		
10/16	IND																		
10/24	at DEN																		
10/30	DET																		
11/13	at JAX																		
11/21	at OAK																		
11/27	SD																		
12/4	at GB																		
12/11	at IND																		
12/18	JAX																		
12/24	CIN																		
1/1/17	at TEN																		
<b>Totals</b>		<b>3</b>	<b>3</b>	<b>8</b>	<b>1</b>	<b>7</b>	<b>5</b>	<b>1</b>	<b>1.5</b>	<b>5.0</b>	<b>0</b>	<b>0</b>	<b>0</b>	<b>0</b>	<b>0</b>	<b>0</b>	<b>1</b>	<b>0</b>	<b>0</b>

## CAREER STATISTICS

REGULAR SEASON				TACKLES					SACKS		INTERCEPTIONS					FUMBLES			
Year	Team	GP	GS	Tot	Solo	Asst	QBH	TFL	Sk	Yds	Int	Yds	Lg	TD	PD	FF	FR	Yds	TD
2011	HOU	16	16	56	49	7	19	13	5.5	47.5	0	0	0	0	4	0	2	2	0
2012	HOU	16	16	81	69	12	43	39	20.5	138.5	0	0	0	0	16	4	2	7	0
2013	HOU	16	16	80	65	15	46	22	10.5	70.5	0	0	0	0	7	4	2	0	0
2014	HOU	16	16	78	59	19	51	29	20.5	140.0	1	80	80t	1	10	4	5	59	1
2015	HOU	16	16	76	57	19	50	29	17.5	117.5	0	0	0	0	8	3	1	0	0
2016	HOU	3	3	8	1	7	5	1	1.5	5.0	0	0	0	0	0	0	1	0	0
<b>Totals</b>		<b>83</b>	<b>83</b>	<b>379</b>	<b>300</b>	<b>79</b>	<b>214</b>	<b>133</b>	<b>76.0</b>	<b>519.0</b>	<b>1</b>	<b>80</b>	<b>80t</b>	<b>1</b>	<b>45</b>	<b>15</b>	<b>13</b>	<b>68</b>	<b>1</b>

### ADDITIONAL REGULAR SEASON STATISTICS

Blocked Kicks (4): 22-yard FG attempt by Dan Carpenter vs. Miami, 9/18/11; 42-yard attempt by Adam Vinatieri vs. Indianapolis, 11/3/13; 49-yard attempt by Josh Scobee vs. Jacksonville, 11/24/13; PAT attempt by Kai Forbath vs. Washington, 9/7/14  
 Receiving Touchdowns (3): 1-yard reception from Ryan Fitzpatrick at Oakland, 9/14/14; 2-yard reception from Ryan Mallett at Cleveland, 11/16/14; 1-yard reception from Ryan Fitzpatrick vs. Tennessee, 11/30/14

### ADDITIONAL POSTSEASON STATISTICS

Touchdowns: Intercepted a pass in the second quarter and returned it 29 yards for a touchdown in 2011 Wild Card vs. Cincinnati (1/7/12)  
 Offensive Stats: Had one rushing attempt for a loss of one yard in AFC Wild Card game vs. Kansas City (1/9/16)

### CAREER GAME HIGHS

Tackles: 10 vs. IND, 12/16/12 | Sacks: 3.0, 5x – last: vs. JAX, 1/3/16 | TFL: 6, 2x – last: vs. KC, 9/13/15 | QBH: 10 vs. TEN, 11/1/15  
 PD: 3, 4x – last: vs. IND, 10/9/14 | FF: 2 at ARI, 11/10/13 | FR: 2 at ARI, 11/10/13 | Blocked FG: 1, 4x – last: vs. WAS, 9/7/14

- The second Texan with 50 sacks in a career (Mario Williams, 53)
- Ranks first in franchise history with 76.0 sacks
- Owns the three highest single-season sack totals in team history (2012, 2014, 2015)
- Posted 50-or-more quarterback hits in two straight seasons (2014-15)
- Has blocked four kicks in his career, including a franchise-record two in 2013
- One of two players to record 10 sacks and 10 passes defended in two different seasons since 1991 (Jason Taylor)
- Posted his fourth straight season (2012-15) with 40-or-more quarterback hits and reached 200 career quarterback hits. His last four seasons are currently the top four single-season quarterback hit totals since 2006
- His 36.5 sacks through his first three seasons were the seventh-most in NFL history for a

## J.J. WATT

player through their first three seasons

- Became first player in NFL history with 14 passes defended and 14 sacks in the same season in 2012
- His 36.5 combined sacks and passes defended in 2012 were the most by a player since 1991, when passes defended became an official statistic
- Emerged on the national scene in the playoffs following the 2011 season with 3.5 sacks and an interception return for a touchdown in the postseason

### 2016 (Houston 3/3):

- Spent the entire preseason on the Active/Physically Unable to Perform List
- Moved from the Active/Physically Unable to Perform List to the active roster on Sept. 3
- Tied for the team lead with three quarterback hits in the season opener vs. Chicago (9/11)
- Finished with five tackles, 1.5 sacks, two quarterback hits, one tackle for loss and one fumble recovery vs. Kansas City (9/18)
- Recorded a sack in his third straight regular season game against Kansas City, dating back to Oct. 20, 2013, when he brought down Chiefs QB Alex Smith for a 4-yard loss (9/18)
- Registered two tackles at New England (9/22) in Week 3
- Placed on the Reserve/Injured List on Sept. 28, breaking a streak of 83 consecutive starts since entering the NFL

### 2015 (Houston 16/16, 1/1):

- Finished with nine tackles (all solo), including six for a loss and 2.0 sacks vs. Kansas City (9/13)
- His six tackles for loss tied a single-game career-high (vs. Indianapolis, 12/16/12)
- His 2.0 sacks tied for the most in a season opener in franchise history (Mario Williams, three times, last vs. Indianapolis, 9/11/11)
- Registered his 58th career sack in the second quarter when he brought down Chiefs QB Alex Smith for a 9-yard loss
- Made his 59th career sack in the third quarter, bringing down Smith for a 1-yard loss
- Became the eighth player in team history to record 300 career tackles (304)
- Posted a sack in the fourth straight home opener (2012-15) of his career
- Recorded a sack in his sixth straight game dating back to 2014, which surpassed his previous career long of five games (Weeks 6-11, 2014)
- Notched his second straight multiple-sack game dating back to 2014, which is the second-longest streak of his career (three games, Weeks 13-15, 2014)
- Recorded his 60th career sack in his 66th career game, which is the second-fastest in NFL history behind only Reggie White who accomplished the feat in his 47th game (9/20)
- Had a streak of seven consecutive games with a sack (9/20)
- Contributed with five tackles (four solo), 1.0 sack, one tackle for loss, two passes defended and two quarterback hits at Carolina (9/20)
- Tied for second on the team with five tackles (two solo). Also added one tackle for loss and a team-leading three quarterback hits vs. Tampa Bay (9/27). It marked his eighth consecutive game with multiple quarterback hits
- Registered a pass defended and sack on back-to-back plays in the second quarter. Tallied two passes defended in the first half at Atlanta (10/4)
- Finished the game with four tackles (three solo), three tackles for loss, two passes defended and a sack at Atlanta (10/4)
- Contributed with two tackles and a quarterback hit vs. Indianapolis (10/8)
- Tallied his fifth pass defended of the season and 42nd of his career in the third quarter at Jacksonville (10/18)
- Added two solo tackles and one quarterback hit in the game at Jacksonville (10/18)
- Finished second on the team with seven tackles (six solo) and recorded 2.0 sacks, four quarterback hits and three tackles for loss at Miami (10/25)
- Set a single-game career high with 10 quarterback hits vs. Tennessee (11/1)
- Finished the game with five tackles (three solo), 10 quarterback hits, 2.5 sacks, one tackle for loss and one forced fumble vs. Tennessee (11/1)
- Through eight games in 2015, had more tackles (40), sacks (8.5), quarterback hits (25) and tackles for loss (15) than he did through as many games in 2014, when he was named Associated Press Defensive Player of the Year
- Picked up his first sack of the game when he took down Titans QB Zach Mettenberger for an 8-yard loss on the final play of the third quarter vs. Tennessee (11/1)
- Recorded his first strip-sack of the season when he brought down Titans QB Zach Mettenberger for a 4-yard loss in the fourth quarter and DE Jared Crick recovered the fumble on the Titans' 10-yard line (11/1)
- Split a 9-yard sack of Mettenberger in the fourth quarter (11/1) with OLB Whitney Mercilus, bringing his game total to 2.5
- Passed Derrick Thomas (66.0) for the second-most career sacks in a player's first five seasons in NFL history
- Finished with two solo tackles, two quarterback hits and 1.0 sack for a loss of eight yards vs. Cincinnati (11/16)
- Led the team with eight solo tackles, including five for loss, 2.0 sacks and five quarterback hits vs. N.Y. Jets (11/22)
- Notched his fourth straight season with 10.0-or-more sacks, which is the longest active streak in the NFL
- His tackles for loss total (11/22) was his highest since Week 1 against Kansas City (6)
- Finished the game with five tackles (three solo), 2.0 sacks and eight quarterback hits vs.

New Orleans (11/29)

- In his 75th career game, became the second-fastest player in NFL history to reach 70.0 sacks (Reggie White, 57 games)
- Posted his fourth straight season with 40-or-more quarterback hits and reached 200 career quarterback hits
- Recorded his fifth straight game with a sack, tied for the third-longest streak in Texans history and tied for the longest active streak in the NFL. It also marked Watt's fifth career five-or-more-game sack streak
- Named AFC Defensive Player of the Month for November (fifth time in his career)
- Totaled four tackles (two solo), including one for loss, at Buffalo (12/6)
- Registered three tackles (two solo), including one for loss, vs. New England (12/13)
- Recorded a tackle for loss in the third quarter vs. New England (12/13), his 25th of the season and 128th of his career
- Registered four tackles (two solo) and one quarterback hit at Indianapolis (12/20)
- Recorded two solo tackles, 1.0 sack, one tackle for loss, two quarterback hits, one forced fumble and one pass defended at Tennessee (12/27)
- Registered a sack-forced fumble on Titans QB Zach Mettenberger in the fourth quarter at Tennessee (12/27)
- Has recorded 15.5 career sacks in 10 games against Tennessee, which is his highest total against any team. He has notched 2.0-or-more sacks in three of the last four games against the Titans and in six overall in the series
- Led the team with eight tackles (five solo), to go along with a single-game season-high 3.0 sacks, three tackles for loss, four quarterback hits, two passes defended, one forced fumble and one fumble recovery vs. Jacksonville (1/3/16)
- Finished the year with 76 tackles (57 solo), 17.5 sacks, 29 tackles for loss, 50 quarterback hits, eight passes defended, three forced fumbles and one fumble recovery
- His sack total ranks as the third-highest single-season mark in franchise history behind his 20.5 sacks in 2012 and 2014
- Recorded his third career 15.0-sack season, which is tied for the second-most in the NFL since 1982. Reggie White is the only other player to notch three 15.0-sack seasons in his first five years in the league
- Posted 50-or-more quarterback hits for the second straight season (51 in 2014)
- Brought down Jaguars QB Blake Bortles for an 8-yard loss on Jacksonville's first offensive possession of the game (1/3/16)
- Sacked Jaguars QB Blake Bortles for a 9-yard loss in the third quarter, his second sack of the day vs. Jacksonville (1/3/16)
- Recorded a sack-forced fumble on Jaguars QB Blake Bortles in the fourth quarter vs. Jacksonville (1/3/16), his second strip-sack of the season
- Deflected two passes vs. Jacksonville (1/3), giving him eight for the season and 45 for his career
- Recovered a fumble by Jaguars RB Denard Robinson in the second quarter vs. Jacksonville (1/3/16), his first fumble recovery of the season and 12th of his career. ILB Brian Cushing forced the fumble on the play
- Named AFC Defensive Player of the Week in Week 17
- Extended his streak of consecutive games started to 80, which ranks third among active NFL defensive ends
- Finished with one tackle in Wild Card Game vs. Kansas City (1/9/16) and passed DB Daniele Manning (23) for the second-most career tackles in Texans postseason history

### 2014 (Houston 16/16):

- Started and played in every game for the fourth consecutive season. Totaled 78 tackles, 20.5 sacks, 29 tackles for loss, 50 quarterback hits, five fumble recoveries and four forced fumbles
- Tied his career high with 20.5 sacks and became the first player in NFL history with 20 or more sacks in two different seasons (2012 and 2014)
- Named the AFC Defensive Player of the Month twice (September and December)
- Recorded five total touchdowns (three receiving, one interception return and one fumble return) and a safety to finish with 32 points scored
- Recorded a sack, 3.0 tackles, five quarterback hits, 2.0 tackles for loss and recovered a fumble vs. Washington (9/7)
- Became the first defensive player in franchise history to score from scrimmage on a 1-yard touchdown reception at Oakland (9/14)
- Tallied seven tackles (five solo), two tackles for loss, a sack, one pass defended and a quarterback hit against N.Y. Giants (9/21) in Week 3
- Notched his first career regular season interception and returned it 80 yards for a touchdown, which is tied for the sixth longest return in NFL history for a defensive lineman, in Week 4 vs. Buffalo (9/28). Also had a career-high nine quarterback hits, five tackles and a pass defended
- Made four solo tackles at Dallas (10/5) in Week 5
- Scored his third touchdown of the season on a 45-yard fumble return in the fourth quarter vs. Indianapolis (10/9) in Week 6. Now has the most touchdowns by a defensive lineman in a single season since William "Refrigerator" Perry had three in 1985. Finished the game with seven tackles, 2.0 sacks, three tackles for loss, four quarterback hits and three passes defended. Set a franchise record for sacks through the first four seasons of a career with 40.5
- Became the franchise all-time leader in fumble recoveries when he recovered his ninth career fumble in the first quarter on Whitney Mercilus' sack-fumble of Ben Roethlisberger at Pittsburgh (10/20) in Week 7. Recorded his fifth sack of the season, dropping Roethlisberger

## J.J. WATT

for a 9-yard loss in the second quarter. Finished the game with three tackles, a tackle for loss and two quarterback hits to go along with his sack and fumble recovery

- Had the 12th multi-sack game of his career and second this season with 2.0 sacks at Tennessee (10/26) in Week 8. Also recorded his first forced fumble of the season on the third play of the second half, dropping Titans QB Zach Mettenberger for an 8-yard loss. Also had three tackles, two tackles for loss, two quarterback hits and a pass defended
- Recorded 1.5 sacks and tied a season high with seven tackles vs. Philadelphia (11/2) in Week 9. Also had five quarterback hits, including one that led to CB A.J. Bouye's 51-yard interception return for touchdown. Has at least one sack in four straight games
- Caught his second touchdown pass of the season on a 2-yard pass from QB Ryan Mallett in the first quarter at Cleveland (11/16). It was Watt's fourth overall touchdown of the season. He became the first defensive lineman since 1948 to have four touchdowns in a season. N.Y. Giants DE Ray Poole and Los Angeles Rams DE Jack Zilly both had four overall touchdowns in 1948. Became the first player since Chicago Bears DB J.C. Caroline in 1956 to score multiple touchdowns on offense and defense in the same season. Finished the game with five tackles, a season-high three tackles for loss, a sack, a forced fumble and a fumble recovery. Named AFC Defensive Player of the Week for his performance
- Had a season-high-tying seven tackles, a tackle for loss, a quarterback hit and a pass defended vs. Cincinnati (11/23) in Week 12
- Recorded two sacks, one tackle for loss, a forced fumble, fumble recovery, six quarterback hits and caught a 1-yard touchdown pass in the fourth quarter vs. Tennessee (11/30) in Week 13. Became the first defensive lineman since Chicago Bears DE Connie Mack Berry in 1944 to have at least five touchdowns in a season. Sacked Titans QB Jake Locker, forced a fumble and returned the ball 11 yards in the fourth quarter. Set a franchise record with his fifth fumble recovery of the season. Tied DE Mario Williams' (2006-11) franchise record of 11 forced fumbles and has three on the year. Has 11.5 sacks this season and is the first Texan with three seasons of 10 or more sacks in his career
- Sacked Jaguars QB Blake Bortles three times for 17 yards in Week 14 (12/7). It was his third career 3.0-sack game (at Detroit, 11/22/12 and vs. Indianapolis, 12/16/12 were the others). Posted a season-high four tackles for loss and had five quarterback hits, giving him three consecutive seasons with 40-or-more quarterback
- Had two sacks at Indianapolis (12/14) in Week 15 to tie DE Mario Williams (2006-11) for the most sacks in franchise history (53.0). Also had six tackles, two tackles for loss, two quarterback hits and a pass defended. Joined DE Jason Taylor as the only player to record 10.0 sacks and 10 passes defended in two different seasons since 1991
- Became Texans all-time sack leader with 54.0 sacks in Week 16 vs. Baltimore (12/21) when he sacked Ravens QB Joe Flacco on fourth-and-10 in the fourth quarter. Also tackled Flacco for loss on a two-point conversion in the fourth quarter. Added a team-high and season-high eight tackles, four quarterback hits and three tackles for loss
- Became the first player in NFL history to record two seasons with more than 20 sacks (20.5 in 2012 and again in 2014), as he finished with 3.0 sacks, four tackles for loss, three quarterback hits, a forced fumble, safety and team-high six tackles vs. Jacksonville (12/28) in Week 17. Had 2.0-or-more sacks in all six division games this season and six sacks in two games against Jacksonville

### 2013 (Houston 16/16):

- Started in all 16 games and led the NFL in quarterback hits (46) and was second in tackles for loss (22) while setting a career high with 117 tackles (71 solo) to go along with a team-best 10.5 sacks, seven passes defended, four forced fumbles, two fumble recoveries and two blocked kicks
- Recorded eight tackles (seven solo), two sacks and two passes defended vs. Tennessee (9/15)
- Tied for a team high with 10 tackles (seven solo) and a sack at Baltimore (9/22)
- Recorded 12 tackles (seven solo) and 0.5 sacks vs. Seattle (9/29)
- Recorded nine tackles (five solo), 1.0 sack and a forced fumble at Kansas City (10/20)
- Recorded eight tackles (four solo), 1.0 sack, one pass defended and blocked a field goal attempt vs. Indianapolis (11/3)
- Notched seven tackles (five solo), one sack and set career highs with two forced fumbles and two fumble recoveries at Arizona (11/10)
- Tallied 2.0 sacks along with 13 tackles (eight solo) vs. Oakland (11/17). His 2.0 sacks marked the ninth time in his career that he has recorded at least two in a game
- Added another sack vs. Jacksonville (11/24), his fifth consecutive game with at least 1.0 sack (second-longest streak in his career). Blocked a field goal, setting a franchise record with two blocked in a season
- Totaled nine solo tackles, 1.0 sack, a season-high five tackles for loss, a pass defended and forced a fumble at Tennessee (12/29)

### 2012 (Houston 16/16, 2/2):

- Named the AP Defensive Player of the Year after he led the NFL with a franchise single-season record 20.5 sacks on the season, the 9th player in NFL history with 20-plus sacks
- Set a league season record for defensive linemen with 16 passes defended
- Earned AP First-Team All-Pro honors and was selected as Pro Bowl starter for the AFC after leading the Texans with 107 tackles (85 solo), 16 passes defended, four forced fumbles and two recoveries
- Contributed to 95 plays that either resulted in no gain or negative yardage

- Had six tackles (four solo), 1.5 sacks, and three passes defended, two of which were intercepted by his teammates in the season opener vs. Miami (9/9)
- Set a career high with nine tackles (six solo) to go along with 1.5 sacks, two passes defended and a fumble recovery at Jacksonville (9/16), earning AFC Defensive Player of the Week Honors
- Led the defense with 10 tackles while sacking Broncos QB Peyton Manning 2.5 times at Denver (9/23)
- Recorded seven tackles (five solo) including 2.0 sacks and recovered a fumble at Tennessee (9/30)
- Extended his sack streak to five games with one of Jets QB Mark Sanchez to go along with a team-high nine tackles (six solo) and three passes defended at N.Y. Jets (10/8)
- Made seven tackles (six solo) including 2.0 sacks of Aaron Rodgers vs. Green Bay (10/14)
- Tipped a pass vs. Baltimore (10/21) that was intercepted for the fourth time, getting a hand on a Ravens QB Joe Flacco pass that was returned for a touchdown by CB Johnathan Joseph
- Sacked Bills QB Ryan Fitzpatrick for a 6-yard loss vs. Buffalo (11/4) to become the third Texans player to record 10.0-or-more sacks in a season
- Registered 10 tackles (nine solo), 1.0 sack for a loss of six yards and one pass defended vs. Jacksonville (11/18)
- Broke the franchise's single-season sack record with 3.0 sacks at Detroit (11/22) and also recorded six tackles and two passes defended
- Joined Hall of Fame DE Reggie White as the only players in NFL history to record 15.0-or-more sacks and 13 passes defended in a season when he sacked Titans QB Jake Locker for a 6-yard loss in the second quarter at Tennessee (12/2)
- Recorded four tackles (three solo) and a forced fumble at New England (12/10)
- Sacked Colts QB Andrew Luck 3.0 times for a total loss of 22 yards, tallied 13 tackles and forced a fumble for the third consecutive game vs. Indianapolis (12/16).
- Became the ninth player in NFL history to record 20 or more sacks in a season when he sacked Vikings QB Christian Ponder for a loss of three yards in the third quarter vs. Minnesota (12/23). He also forced a fumble in his fourth consecutive game. It was his fourth of the season, tying a franchise single-season record
- Registered four solo tackles, all of which were for a loss, one quarterback hit on an incomplete pass, and batted down his 16th pass of the season at Indianapolis (12/30)
- Led the team with five tackles and recorded two tackles for loss and two passes defended in AFC Wild Card Playoff vs. Cincinnati (1/5/13)
- Sacked Bengals QB Andy Dalton for a 9-yard loss in the first quarter in AFC Wild Card Playoff vs. Cincinnati (1/5/13), raising his career postseason sack total to 4.5
- Recorded a half sack and four tackles in AFC Divisional Playoff at New England (1/13/13), raising his career postseason sack total to 5.0

### 2011 (Houston 16/16, 2/2):

- Started all 16 games as a rookie, recording 59 tackles (52 solo), 5.5 sacks, four passes defended, two fumble recoveries and blocked a field goal to earn Houston Texans Rookie of the Year honors
- Recorded one fumble recovery, one quarterback pressure and five solo tackles in the season opener vs. Indianapolis (9/11)
- Blocked a field goal and recorded four tackles (three solo) at Miami (9/18)
- Recorded his first career sack to go along with four solo tackles at New Orleans (9/25)
- Recorded three solo tackles and recorded his second sack of the season when he brought down Titans QB Matt Hasselbeck for a loss of 12 yards at Tennessee (10/23)
- Was second on the team with five solo tackles vs. Jacksonville (10/30)
- Recovered a fumble and had three tackles (two solo) vs. Cleveland (11/6)
- Had three solo tackles and assisted on a sack with LB Connor Barwin at Tampa Bay (11/13)
- Sacked Jaguars QB Blaine Gabbert twice and had seven tackles at Jacksonville (11/27)
- Tied a season high with seven tackles (five solo) including one for a loss vs. Carolina (12/18)
- Recorded five solo tackles including a sack of Colts QB Dan Orlovsky for an 8-yard loss while also breaking up three passes at Indianapolis (12/22)
- Tied for the team lead with 3.5 sacks and ranked third on the team with 14 tackles in the postseason
- Intercepted a pass in the second quarter and returned it 29 yards for a touchdown to go along with a sack of Bengals QB Andy Dalton for a 7-yard loss in AFC Wild Card Playoff vs. Cincinnati (1/7/12)
- Recorded game-high 12 tackles (nine solo) and 2.5 sacks for a loss of 22 yards in AFC Divisional Playoff at Baltimore (1/15/12)

### COLLEGE:

- Played two seasons (2009-10) at the University of Wisconsin – Madison (Wisc.)
- Redshirted the 2008 season at Wisconsin after transferring from Central Michigan University in Mount Pleasant, Mich., where he spent the 2007 campaign
- Started all 26 games he played in for the Badgers at strongside defensive end, recording 106 tackles (74 solo) with 11.5 sacks for minus 75 yards, 36.5 stops for losses of 144 yards and 28 quarterback pressures
- Recovered five fumbles (one with Central Michigan) and caused four others, blocked four kicks and deflected 13 passes in his college career
- All-American first-team selection by The NFL Draft Report, earning second-team honors from the Associated Press and Sports Illustrated and consensus All-Big Ten Conference first-team choice
- Recipient of the Lott IMPACT Trophy and was also named Lott IMPACT Player of the Week

## J.J. WATT


for his performance vs. Ohio State

- Started all 13 games in 2010 at strongside defensive end, finishing second on the team with 62 tackles (42 solos) while leading the Badgers with 7.0 sacks for minus-56 yards, finishing third nationally with 21.0 stops for losses totaling 91 yards
- Blocked three kicks and deflected eight passes and intercepted another for a 15-yard return
- Sophomore All-American and second-team All-Big Ten Conference selection by The NFL Draft Report in 2009, earning All-Big Ten honorable mention from the league's coaches and media and also chosen Academic All-Big Ten
- Life sciences communication major, earning Academic All-Big Ten Conference honors

### PERSONAL:

- Served as the Grand Marshal of the 2012 Houston Lifestock Show and Rodeo and Art Car Parades
- Founded and serves on the board of directors of the Justin J. Watt Foundation which provides support to after-school athletic programs in Wisconsin and Texas
- Attended Pewaukee (Wisc.) High School and earned All-Woodland Conference, All-Area and All-Parkland County honors as a senior while garnering All-State accolades
- Received Woodland Conference Player of the Year recognition in 2006

# RESERVE/NON-FOOTBALL ILLNESS



## DAVID QUESSENBERRY

GUARD | 6-5 | 306 | SAN JOSE STATE

Hometown: Encinitas, Calif. | 4th NFL Season | 4th with Texans | Age: 26  
Acquired: D6a-'13 | 2016 GP/GS: 0/0 | Career GP/GS (Playoffs): 0/0 (0/0)  
Teams: Houston 2013-16

# 77

### TRANSACTIONS:

Selected by the Houston Texans with the eighth pick in the sixth round (176th overall) of the 2013 NFL Draft.

#### 2016 (Houston 0/0):

- Placed on the Reserve/Non-Football Illness List on May 31

#### 2015 (Houston 0/0):

- Placed on the Reserve/Non-Football Illness List on Sept. 1

#### 2014 (Houston 0/0):

- Placed on the Reserve/Non-Football Illness List on Aug. 25

#### 2013 (Houston 0/0):

- Inactive at San Diego (9/9)
- Placed on the Reserve/Injured List on Sept. 10 after suffering a foot injury

### COLLEGE:

- Played four seasons (2009-12) at San Jose (Calif.) State University after redshirting the 2008 campaign
- Played in 49 games, starting the final 37 contests he appeared in at left tackle
- In 2013, he became the first San Jose State offensive lineman to play in the Senior Bowl, earning that invitation after he recorded 242 knockdowns and 32 touchdown-resulting blocks, along with posting a pair of solo tackles
- Member of The NFL Draft Report's All-American third-team and also received Super Sleeper Team (most underrated players at each position) accolades as a senior
- The league's coaches named him an All-Western Athletic Conference first-team pick in 2012
- One of three finalists for the 2012 Burlsworth Trophy honoring the top Football Bowl Subdivision player that began his career as a non-scholarship player
- Started 12 games at left offensive tackle as a senior
- Went head-to-head vs. his younger brother, Paul Quessenberry, an outside linebacker for Navy, in the Spartans' 12-0 win against the Midshipmen, as David delivered nine knockdowns for a unit that gained 388 yards
- Started all 12 games at left offensive tackle, earning second-team All-WAC honors as a junior
- Took over left tackle duties as a sophomore, starting all 13 games, in addition to performing on special teams as a punt protector and lineman on kick-scoring tries
- Placed on scholarship prior to the beginning of his sophomore season, he produced six touchdown-resulting blocks for a struggling running corps that scored just seven times
- Walked on as a freshman and played in all 12 games as a reserve offensive tackle and extra tight end, seeing most of his action on special teams
- Redshirted as a true freshman after joining the team as a walk-on
- Graduated from San Jose State in December 2012 with a degree in history

### PERSONAL:

- Was diagnosed with Lymphoma in June 2014
- Attended La Costa Canyon High School in Carlsbad, Calif., where he played for Head Coach Darren Brown
- Paul Quessenberry, David's younger brother, played defensive end and linebacker for Navy
- Youngest brother, Scott, was an offensive lineman at UCLA
- Father, David Sr., graduated from the Naval Academy in 1980 and played football for the Midshipmen
- His father spent 30 years in the service, the final 22 as a Navy Reserve, and retired as a captain in 2010
- Also lettered in lacrosse
- As a junior, the 6-3, 190-pound offensive lineman helped the Mavericks compile a 9-3 record
- The following season, he grew two inches and added 35 pounds to his frame, as the team managed a 7-4 mark

## CAREER STATISTICS

### REGULAR SEASON GAMES PLAYED/STARTED (PLAYOFFS):

2013 Houston: 0/0 (0/0)  
 2014 Houston: 0/0 (0/0)  
 2015 Houston: 0/0 (0/0)  
 2016 Houston: 0/0  
**TOTAL: 0/0 (0/0)**



# PRACTICE SQUAD; INJURED



## QUENTON BUNDRAGE

WIDE RECEIVER | 6-2 | 195 | IOWA STATE

Hometown: Palmetto, Fla. | Rookie | Age: 25  
 Acquired: CFA-'16 | 2016 GP/GS: 0/0 | Career GP/GS (Playoffs): 0/0 (0/0)  
 Teams: N.Y. Jets 2016; Houston 2016

# 14

### TRANSACTIONS:

Signed by the N.Y. Jets as a college free agent on May 6, 2016...Waived by the Jets on June 18, 2016...Signed by the Houston Texans on July 25, 2016...Waived by the Texans on Sept. 3, 2016...Signed to the Texans practice squad on Sept. 4, 2016.

### 2016 (Houston 0/0):

- Originally signed by the Jets as a college free agent on May 6 before being waived on June 18
- Signed by the Texans on July 25 and spent training camp with the team before being waived on Sept. 3
- Signed to the Texans practice squad on Sept. 4, where he spent Weeks 1-9
- Placed on the Practice Squad; Injured List on Nov. 8

### CAREER AT IOWA STATE:

- Played three seasons (2012-13; 15) at Iowa State University in Ames, Iowa
- Redshirted the 2011 campaign and missed all but one offensive series of the 2014 season with a knee injury
- Appeared in 39 career games and tallied 109 receptions for 1,456 yards and 15 touchdowns
- Returned eight kickoffs for 146 yards and added one punt return for no gain

### HONORS:

- Third-Team All-Big 12 – Phil Steele (2013)
- College Football News HM All-America All-Sophomore team (2013)
- Ray Scott Outstanding Offensive Skill Player Award (2013)
- Dury Moss Award Winner - Team's Outstanding Newcomer (2012)

### 2015 (Iowa State):

- Played in all 12 games and made 10 starts
- Rebounded with a fine senior season after missing his junior campaign with a knee injury
- Finished second on the team in receptions (41), receiving yards (548) and touchdown catches (4)
- Tallied 75 yards receiving and a touchdown at Texas Tech (10/10)
- Tied a career high with seven receptions and posted a season-high 86 yards receiving vs. TCU (10/17)
- Recorded his fourth multi-touchdown game of his career with two touchdown catches at Baylor (10/24)
- Had seven catches for 70 receiving yards in the season finale at West Virginia (11/28)
- Ended his career ranking ninth in receiving yards (1,456), 13th in receptions (109) and tying for second in TD catches (15)

### 2014 (Iowa State):

- Went down with a season-ending knee injury on the first offensive series of the season vs. North Dakota State (8/30)

### 2013 (Iowa State):

- Emerged as ISU's big-play receiver, leading the team in receptions (48), receiving yards (676) and touchdown catches (9)
- Named to the College Football News' Honorable Mention All-America All-Sophomore team
- Named Third-Team All-Big 12 by Phil Steele
- Earned the Ray Scott Award for outstanding offensive skill player
- His nine touchdown catches tied the ISU single-season school record and ranked third in the Big 12 and 30th nationally
- Posted three multi-touchdown-catch games (Iowa-3, Oklahoma State-2, West Virginia-2) to tie an ISU single-season record
- Had 386 yards after the catch (57.1 pct. of his receiving yards), the ninth-best total in the Big 12
- Tallied career highs in receptions (7), receiving yards (146) and touchdown catches (3) vs. Iowa (9/14)
- Became one of only seven players in school history with three or more touchdown catches in a game (9/14)
- Posted 137 yards receiving vs. Texas on five catches (10/3)
- Caught a 97-yard TD pass vs. Texas (10/3), which broke ISU's record for longest pass play

## 2016 STATISTICS

REGULAR SEASON				RECEIVING					RUSHING				
Date	Opp	GP	GS	Rec	Yds	Avg	Lg	TD	Att	Yds	Avg	Lg	TD
9/11	CHI				PRACTICE SQUAD								
9/18	KC				PRACTICE SQUAD								
9/22	at NE				PRACTICE SQUAD								
10/2	TEN				PRACTICE SQUAD								
10/9	at MIN				PRACTICE SQUAD								
10/16	IND				PRACTICE SQUAD								
10/24	at DEN				PRACTICE SQUAD								
10/30	DET				PRACTICE SQUAD								
11/13	at JAX				PRACTICE SQUAD; INJURED								
11/21	at OAK				PRACTICE SQUAD; INJURED								
11/27	SD	-	-	-	-	-	-	-	-	-	-	-	-
12/4	at GB	-	-	-	-	-	-	-	-	-	-	-	-
12/11	at IND	-	-	-	-	-	-	-	-	-	-	-	-
12/18	JAX	-	-	-	-	-	-	-	-	-	-	-	-
12/24	CIN	-	-	-	-	-	-	-	-	-	-	-	-
1/1/17	at TEN	-	-	-	-	-	-	-	-	-	-	-	-
<b>Totals</b>		<b>0</b>	<b>0</b>	<b>0</b>	<b>0</b>	<b>0.0</b>	<b>0</b>	<b>0</b>	<b>0</b>	<b>0</b>	<b>0.0</b>	<b>0</b>	<b>0</b>

- in school history and tied the Big 12 mark. It was the second-longest play from scrimmage in school history and the longest play from scrimmage in Jack Trice Stadium history. It was also the longest play from scrimmage in the Big 12 and the third-longest pass play in FBS in 2013
- Scored a pair of touchdowns on four catches vs. Oklahoma State (10/26)
- Tied a career high with seven catches and had 93 yards receiving and two touchdowns at West Virginia (11/30)
- Posted three scoring plays of 60 yards or longer (97 vs. Texas, 67 vs. Iowa, 62 at West Virginia)
- Was the only player on offense to start all 12 games

### 2012 (Iowa State):

- Received the Dury Moss Award, which is given annually to the team's outstanding newcomer
- Finished the season with 20 catches for 232 yards and two touchdowns
- First career catch was 13-yarder vs. Western Illinois (9/15)
- Had four catches for 62 yards at Oklahoma State (10/20) and four more receptions for 44 yards vs. Oklahoma (11/3)
- Hauled in touchdown receptions at Texas (11/10) and vs. West Virginia (11/23)

### 2011 (Iowa State):

- Redshirted his first season at Iowa State

### PERSONAL:

- Attended Manatee High School in Bradenton, Fla.
- Lettered four times at MHS for Head Coach Joe Kinnan
- Helped lead Manatee to a 13-1 record his senior season and a state semifinals appearance
- Caught 70 passes for 1,225 yards and 15 touchdowns as a senior
- Also had 16 carries for 134 yards and three touchdowns for the Hurricanes
- Class 5A second-team all-state as a junior
- Also earned first-team all-area honors
- Caught 46 passes for 800 yards and 11 touchdowns as a junior
- Caught six passes for 79 yards in state championship game as a junior
- Also competed in basketball and track
- State finalist in the high jump as a junior
- Three-star recruit
- Ranked 83rd among class of 2011 wide receivers by Rivals.com
- Chose Iowa State over offers from Cincinnati and Louisville



nrg stadium

WE ARE TEXANS

WE ARE TEXANS

# TEXANS RECORDS





# INDIVIDUAL RECORDS

## INDIVIDUAL TOTAL OFFENSE

### YARDS FROM SCRIMMAGE (Rushing, Receiving)

#### CAREER

13,651 Andre Johnson, 2003-14  
8,740 Arian Foster, 2009-15  
4,617 Owen Daniels, 2006-13  
4,471 Domanick Williams#, 2003-05  
4,165 Kevin Walter, 2006-12

#### SEASON

2,220 Arian Foster, 2010  
1,841 Arian Foster, 2011  
1,776 Domanick Williams#, 2004  
1,649 Steve Slaton, 2008  
1,641 Arian Foster, 2012

#### SEASON, ROOKIE

1,659 Steve Slaton, 2008  
1,382 Domanick Williams#, 2003  
966 Andre Johnson, 2003

#### GAME

273 Andre Johnson vs. Jacksonville, 11/18/12  
238 DeAndre Hopkins vs. Tennessee, 11/30/14  
Arian Foster vs. Indianapolis, 9/12/10  
234 Arian Foster at Tennessee, 10/23/11  
229 Andre Johnson vs. Indianapolis, 11/3/13  
218 Arian Foster vs. Tennessee, 11/28/10  
207 Andre Johnson vs. Tennessee, 12/14/08

#### GAME, OPPONENT

284 Chris Johnson at Tennessee, 9/20/09  
265 Lee Evans vs. Buffalo, 11/19/06  
236 Justin Blackmon vs. Jacksonville, 11/18/12  
Lamar Miller at Miami, 10/25/15  
223 T.Y. Hilton vs. Indianapolis, 10/9/14  
217 Larry Johnson vs. Kansas City, 11/20/05

### COMBINED NET YARDS GAINED (Rushing, Receiving, Returns)

#### MOST SEASONS LEADING TEAM

4 Arian Foster, 2010-12, 2014  
3 Domanick Williams#, 2003-05  
2 Andre Johnson, 2009, 2013  
Ron Dayne, 2006-07

#### MOST CONSECUTIVE SEASONS LEADING TEAM

3 Arian Foster, 2010-12  
Domanick Williams#, 2003-05  
2 Ron Dayne, 2006-07

#### CAREER

13,651 Andre Johnson, 2003-14  
8,740 Arian Foster, 2009-15  
5,004 Jacoby Jones, 2007-11  
4,617 Owen Daniels, 2006-13  
4,585 Domanick Williams#, 2003-05

#### SEASON

2,220 Arian Foster, 2010  
1,841 Arian Foster, 2011  
1,776 Domanick Williams#, 2004  
1,675 Jerome Mathis, 2005

#### SEASON, ROOKIE

1,675 Jerome Mathis, 2005  
1,659 Steve Slaton, 2008  
1,443 Domanick Williams#, 2003  
966 Andre Johnson, 2003

#### GAME

273 Andre Johnson vs. Jacksonville, 11/18/12  
266 Jerome Mathis vs. Kansas City, 11/20/05  
266 Jerome Mathis vs. Indianapolis, 10/23/05

#### GAME, OPPONENT

284 Chris Johnson at Tennessee, 9/20/09  
265 Lee Evans vs. Buffalo, 11/19/06  
236 Justin Blackmon vs. Jacksonville, 11/18/12  
Lamar Miller at Miami, 10/25/15

### COMBINED ATTEMPTS (Rushing, Receiving, Returns)

#### CAREER

1,703 Arian Foster, 2009-15  
1,035 Andre Johnson, 2003-14  
931 Domanick Williams#, 2003-05  
562 Steve Slaton, 2008-11

#### SEASON

393 Arian Foster, 2010  
391 Arian Foster, 2012  
370 Domanick Williams#, 2004  
331 Arian Foster, 2011  
318 Steve Slaton, 2008

#### GAME

39 Arian Foster vs. Tennessee, 11/28/10  
38 Domanick Williams# at Indianapolis, 11/14/04  
36 Alfred Blue at Cleveland, 11/16/14  
Domanick Williams# at Detroit, 9/19/04  
Domanick Williams# vs. N.Y. Jets, 10/19/03

#### GAME, OPPONENT

43 Rudi Johnson at Cincinnati, 11/9/03  
36 Larry Johnson vs. Kansas City, 11/20/05  
34 Thomas Jones at Tampa Bay, 12/14/03  
34 Rashad Jennings at N.Y. Giants, 9/21/14

# - Domanick Williams known as Domanick Davis prior to 2006.

## INDIVIDUAL RUSHING

### RUSHING ATTEMPTS

#### MOST SEASONS LEADING TEAM

4 Arian Foster, 2010-12, 14  
3 Domanick Williams#, 2003-05  
2 Steve Slaton, 2008-09  
Ron Dayne, 2006-07

#### MOST CONSECUTIVE SEASONS LEADING TEAM

3 Arian Foster, 2010-12  
3 Domanick Williams#, 2003-05  
2 Steve Slaton, 2008-09  
2 Ron Dayne, 2006-07

#### CAREER

1,454 Arian Foster, 2009-15  
770 Domanick Williams#, 2003-05  
425 Steve Slaton, 2008-11

#### SEASON

351 Arian Foster, 2012  
327 Arian Foster, 2010  
302 Domanick Williams#, 2004  
278 Arian Foster, 2011

#### SEASON, ROOKIE

268 Steve Slaton, 2008  
238 Domanick Williams#, 2003  
197 Jonathan Wells, 2002

#### GAME

36 Alfred Blue at Cleveland, 11/16/14  
33 Arian Foster vs. Jacksonville, 10/30/11  
33 Arian Foster vs. Indianapolis, 9/12/10

#### GAME, ROOKIE

36 Alfred Blue at Cleveland, 11/16/14  
27 Domanick Williams# vs. N.Y. Jets, 10/19/03  
26 Domanick Williams# at Buffalo, 11/16/03  
Steve Slaton at Green Bay, 12/7/08

#### GAME, OPPONENT

43 Rudi Johnson, vs. Cincinnati, 11/9/03  
36 Larry Johnson, vs. Kansas City, 11/20/05  
34 Thomas Jones, at Tampa Bay, 12/14/03  
Rashad Jennings at N.Y. Giants, 9/21/14

### RUSHING YARDS GAINED

#### MOST SEASONS LEADING TEAM

4 Arian Foster, 2010-12, 14  
3 Domanick Williams#, 2003-05  
2 Steve Slaton, 2008-09  
Ron Dayne, 2006-07

#### MOST CONSECUTIVE SEASONS LEADING TEAM

3 Arian Foster, 2010-12  
Domanick Williams#, 2003-05  
2 Steve Slaton, 2008-09  
Ron Dayne, 2006-07

#### CAREER

6,472 Arian Foster, 2009-15  
3,195 Domanick Williams#, 2003-05  
1,992 Ben Tate, 2011-13

#### SEASONS, 1,000 OR MORE YARDS RUSHING

4 Arian Foster, 2010-12; 14  
2 Domanick Williams#, 2003-04  
1 Steve Slaton, 2008

#### CONSECUTIVE SEASONS, 1,000 OR MORE YARDS RUSHING

3 Arian Foster, 2010-12  
2 Domanick Williams#, 2003-04

#### SEASON

1,616 Arian Foster, 2010  
1,424 Arian Foster, 2012  
1,282 Steve Slaton, 2008  
1,246 Arian Foster, 2014  
1,224 Arian Foster, 2011  
1,188 Domanick Williams#, 2004  
1,031 Domanick Williams#, 2003

#### SEASON, ROOKIE

1,282 Steve Slaton, 2008  
1,031 Domanick Williams#, 2003  
529 Jonathan Wells, 2002  
528 Alfred Blue, 2014

#### GAME

231 Arian Foster vs. Indianapolis, 9/12/10  
180 Arian Foster vs. Jacksonville, 1/2/11  
165 Arian Foster vs. Indianapolis, 12/16/12  
158 Arian Foster at Indianapolis, 12/22/11  
Domanick Williams# at Jacksonville, 12/26/04

#### GAME, OPPONENT

211 Larry Johnson vs. Kansas City, 11/20/05  
197 Chris Johnson at Tennessee, 9/20/09  
182 Rudi Johnson at Cincinnati, 11/9/03

#### GAME, ROOKIE

156 Alfred Blue at Cleveland, 11/16/14  
Steve Slaton at Indianapolis, 11/16/08  
129 Domanick Williams# vs. N.Y. Jets, 10/19/03

#### GAMES, 100 OR MORE YARDS RUSHING

32 Arian Foster, 2009-15  
11 Domanick Williams#, 2003-05  
6 Ben Tate, 2011-13  
5 Steve Slaton, 2008-09

# INDIVIDUAL RECORDS

## INDIVIDUAL RUSHING (CONT.)

### CONSECUTIVE GAMES, 100 OR MORE YARDS

- 4 Arian Foster, 10/5/14-10/26/14
- 3 Arian Foster, 10/23/11-11/6/11
- Steve Slaton, 12/1/08-12/14/08

### LONGEST RUN FROM SCRIMMAGE

- 81t Justin Forsett at Detroit, 11/22/12
- 74t Arian Foster at Oakland, 10/3/10
- 71t Steve Slaton at Indianapolis, 11/16/08
- 60 Ben Tate vs. Tennessee, 9/15/13
- 56 Arian Foster vs. Jacksonville, 1/2/11

### LONGEST RUN FROM SCRIMMAGE, OPPONENT

- 91t Chris Johnson at Tennessee, 9/20/09
- 85t Lamar Miller at Miami, 10/25/15
- 80t Rashad Jennings vs. Oakland, 11/17/13
- 76 Fred Taylor at Jacksonville, 10/14/07

### RUSHING AVERAGE GAIN

### CAREER (750 ATTEMPTS)

- 4.54 Arian Foster, 2009-15
- 4.15 Domanick Williams#, 2003-05

### SEASON (100 ATTEMPTS)

- 5.38 Ben Tate, 2011 (175-942)
- 4.94 Arian Foster, 2010 (327-1,616)
- 4.79 Arian Foster, 2014 (260-1,246)
- 4.78 Steve Slaton, 2008 (268-1,282)
- 4.48 Arian Foster, 2013 (121-542)

### GAME (10 ATTEMPTS)

- 11.14 Steve Slaton at Indianapolis, 11/16/08 (14-156)
- 9.58 Ben Tate vs. Cleveland, 11/6/11 (12-115)
- 8.60 Darius Walker vs. Jacksonville, 12/30/07 (10-86)
- 8.06 Domanick Williams# vs. Tennessee, 11/28/04 (16-129)
- 7.82 Arian Foster at Oakland, 10/3/10 (17-133)

### GAME, OPPONENT (10 ATTEMPTS)

- 12.50 Lamar Miller at Miami, 10/25/15 (14-175)
- 12.31 Chris Johnson at Tennessee, 9/20/09 (16-197)
- 10.42 Maurice Jones-Drew at Jacksonville, 10/14/07 (12-125)
- 8.36 Amos Zereoue vs. Oakland, 10/3/04 (14-117)

### RUSHING TOUCHDOWNS

### SEASONS LEADING TEAM

- 4 Arian Foster, 2010-12, 14
- 2 Jonathan Wells, 2002, 2005
- Domanick Williams#, 2003-04
- Ron Dayne, 2006-07

### CONSECUTIVE SEASONS LEADING TEAM

- 3 Arian Foster, 2010-12
- 2 Domanick Williams#, 2003-04
- Ron Dayne, 2006-07

### CAREER

- 54 Arian Foster, 2009-15
- 23 Domanick Williams#, 2003-05
- 12 Steve Slaton, 2008-10

### SEASON

- 16 Arian Foster, 2010
- 15 Arian Foster, 2012
- 13 Domanick Williams#, 2004
- 10 Arian Foster, 2011
- 9 Steve Slaton, 2008

### GAME

- 3 Ben Tate vs. New England, 12/1/13
- 3 Arian Foster vs. Indianapolis, 9/12/10
- 3 Ryan Moats at Buffalo, 11/1/09

### GAME, ROOKIE

- 2 6 times, last by Steve Slaton vs. Jacksonville, 12/01/08

### GAME, OPPONENT

- 4 Shaun Alexander at Seattle, 10/16/05
- 3 Devonta Freeman at Atlanta, 10/4/15
- Maurice Jones-Drew vs. Jacksonville, 9/27/09
- Willie Parker vs. Pittsburgh, 9/7/08
- LaBrandon Toefield vs. Jacksonville, 12/24/05

### CONSECUTIVE GAMES WITH A RUSHING TOUCHDOWN

- 6 Arian Foster, 10/23/11 - 12/4/11
- Domanick Williams#, 11/28/04 - 1/2/05
- 5 Arian Foster, 9/30/12 - 11/4/12
- Arian Foster, 10/17/10 - 11/21/10
- 4 Arian Foster, 12/18/11- 9/16/12

# - Domanick Williams known as Domanick Davis prior to 2006.

## INDIVIDUAL PASSING

### SEASONS LEADING TEAM

- 7 Matt Schaub, 2007-13
- 5 David Carr, 2002-06
- 1 Brian Hoyer, 2015

### CONSECUTIVE SEASONS LEADING TEAM

- 7 Matt Schaub, 2007-13
- 5 David Carr, 2002-06

### PASSER RATING

### CAREER (1,500 ATTEMPTS)

- 90.9 Matt Schaub, 2007-13
- 75.5 David Carr, 2002-06

### SEASON (224 ATTEMPTS)

- 98.6 Matt Schaub, 2009
- 96.8 Matt Schaub, 2011
- 95.3 Ryan Fitzpatrick, 2014
- 92.7 Matt Schaub, 2008
- 92.0 Matt Schaub, 2010

### SEASON, ROOKIE (224 ATTEMPTS)

- 62.8 David Carr, 2002

### GAME (20 ATTEMPTS)

- 147.7 Matt Schaub at Tennessee, 10/23/11
- 147.5 Ryan Fitzpatrick vs. Tennessee, 11/30/14
- 144.0 Matt Schaub vs. Cincinnati, 10/26/08
- 140.2 David Carr at Indianapolis, 9/17/06
- 129.7 Matt Schaub vs. Jacksonville, 1/2/11

### GAME, OPPONENT (20 ATTEMPTS)

- 146.8 Steve McNair at Tennessee, 10/12/03
- 146.8 Jon Kitna vs. Cincinnati, 11/3/02
- 139.8 Ben Roethlisberger vs. Pittsburgh, 9/18/05
- 137.8 Jake Plummer at Denver, 11/7/04
- 137.2 Philip Rivers vs. San Diego, 11/7/10

### PASSING ATTEMPTS

### SEASONS LEADING TEAM

- 7 Matt Schaub, 2007-13
- 5 David Carr, 2002-06
- 1 Brian Hoyer, 2015

### CONSECUTIVE SEASONS LEADING TEAM

- 7 Matt Schaub, 2007-13
- 5 David Carr, 2002-06

### CAREER

- 3,020 Matt Schaub, 2007-13
- 2,070 David Carr, 2002-06
- 453 Sage Rosenfels, 2006-08

### SEASON

- 583 Matt Schaub, 2009
- 574 Matt Schaub, 2010
- 544 Matt Schaub, 2012
- 466 David Carr, 2004

### SEASON, ROOKIE

- 444 David Carr, 2002
- 134 T.J. Yates, 2011
- 40 Dave Ragone, 2003

### GAME

- 62 Matt Schaub vs. Baltimore, 12/13/10
- 58 Ryan Mallett at Carolina, 9/20/15
- 55 Matt Schaub vs. Jacksonville, 11/18/12
- 54 Matt Schaub at Tennessee, 12/19/10
- David Carr at N.Y. Jets, 11/26/06
- 52 Matt Schaub at Washington, 9/19/10
- 50 Matt Schaub at Arizona, 10/11/09

### GAME, OPPONENT

- 61 Matthew Stafford at Detroit, 11/22/12
- 57 Peyton Manning vs. Indianapolis, 9/12/10
- Tommy Maddox at Pittsburgh, 12/8/02
- 55 Chad Henne at Miami, 12/27/09
- 53 Blake Bortles at Jacksonville, 10/18/15
- 52 Peyton Manning at Denver, 9/23/12
- 51 Peyton Manning vs. Denver, 12/22/13

### PASS COMPLETIONS

### SEASONS LEADING TEAM

- 7 Matt Schaub, 2007-13
- 5 David Carr, 2002-06
- 1 Brian Hoyer, 2015

### CONSECUTIVE SEASONS LEADING TEAM

- 7 Matt Schaub, 2007-13
- 5 David Carr, 2002-06

### CAREER

- 1,951 Matt Schaub, 2007-13
- 1,243 David Carr, 2002-06
- 297 Sage Rosenfels, 2006-08

### SEASON

- 396 Matt Schaub, 2009
- 365 Matt Schaub, 2010
- 350 Matt Schaub, 2012

### SEASON, ROOKIE

- 233 David Carr, 2002
- 82 T.J. Yates, 2011
- 20 Dave Ragone, 2003

### GAME

- 43 Matt Schaub vs. Jacksonville, 11/18/12
- 39 David Carr at N.Y. Jets, 11/26/06
- 38 Matt Schaub at Washington, 9/19/10
- 35 Matt Schaub at Tennessee, 12/19/10
- Matt Schaub at Arizona, 10/11/09

### GAME, OPPONENT

- 40 Peyton Manning vs. Indianapolis, 9/12/10
- 36 Daunte Culpepper vs. Minnesota, 10/10/04
- 34 Peyton Manning at Indianapolis, 11/8/09
- 33 Drew Brees vs. New Orleans, 11/18/07
- Brett Favre vs. Green Bay 11/21/04

### CONSECUTIVE COMPLETIONS

- \*22 David Carr vs. Buffalo, 11/19/06
- 17 Matt Schaub vs. Jacksonville, 11/18/12
- 16 Matt Schaub vs. Indianapolis (14), 9/23/07; at Atlanta (2), 9/30/07
- 13 David Carr at Indianapolis (9), 9/17/06; vs. Washington (4), 9/24/06
- Ryan Fitzpatrick vs. Washington (5), 9/7/14; at Oakland (8), 9/14/14

### CONSECUTIVE COMPLETIONS, OPPONENT

- \*22 Mark Brunell vs. Washington, 9/24/06

\*Tied NFL record

# INDIVIDUAL RECORDS

## INDIVIDUAL PASSING (CONT.)

### PASSING COMPLETION PERCENTAGE

#### SEASONS LEADING TEAM

- 6 Matt Schaub, 2007, 2009-13
- 5 David Carr, 2002-06
- 1 Brian Hoyer, 2015
- 1 Sage Rosenfels, 2008
- 1 Ryan Fitzpatrick, 2014

#### CONSECUTIVE SEASONS LEADING TEAM

- 5 Matt Schaub, 2009-13
- 5 David Carr, 2002-06

#### CAREER (1,500 ATTEMPTS)

- 64.6 Matt Schaub, 2007-13
- 60.0 David Carr, 2002-06

#### SEASON (224 ATTEMPTS)

- 68.3 David Carr, 2006
- 67.9 Matt Schaub, 2009
- 66.4 Matt Schaub, 2007
- 66.1 Matt Schaub, 2008
- 64.3 Matt Schaub, 2012

#### GAME (20 ATTEMPTS)

- 85.7 Matt Schaub vs. Cincinnati, 10/26/08
- 84.6 David Carr at Indianapolis, 9/17/06
- 83.9 Matt Schaub vs. Detroit, 10/19/08
- 83.3 David Carr vs. Buffalo, 11/19/06
- 81.8 Matt Schaub vs. Indianapolis, 9/23/07
- 81.8 Matt Schaub vs. Jacksonville, 1/21/11

### PASSING YARDS GAINED

#### SEASONS LEADING TEAM

- 7 Matt Schaub, 2007-13
- 5 David Carr, 2002-06
- 1 Brian Hoyer, 2015
- 1 Ryan Fitzpatrick, 2014

#### CONSECUTIVE SEASONS LEADING TEAM

- 7 Matt Schaub, 2007-13
- 5 David Carr, 2002-06

#### CAREER

- 23,221 Matt Schaub, 2007-13
- 13,391 David Carr, 2002-06
- 3,380 Sage Rosenfels, 2006-08

#### SEASONS, 4,000 OR MORE YARDS PASSING

- 3 Matt Schaub, 2009-10, 12

#### SEASONS, 3,000 OR MORE YARDS PASSING

- 4 Matt Schaub, 2008-12
- 1 David Carr, 2004

#### SEASON

- 4,770 Matt Schaub, 2009
- 4,370 Matt Schaub, 2010
- 4,008 Matt Schaub, 2012
- 3,531 David Carr, 2004

#### SEASON, ROOKIE

- 2,592 David Carr, 2002
- 949 T.J. Yates, 2011
- 135 Dave Ragone, 2003

#### GAME

- 527 Matt Schaub vs. Jacksonville, 11/18/12 (OT)
- 497 Matt Schaub at Washington, 9/19/10 (OT)
- 416 Matt Schaub vs. Oakland, 10/9/11
- 414 Matt Schaub at Green Bay, 12/7/08

#### GAME, OPPONENT

- 441 Matthew Stafford at Detroit, 11/22/12 (OT)
- 433 Peyton Manning vs. Indianapolis, 9/12/10

- 426 Donovan McNabb at Washington, 9/19/10
- 421 Steve McNair at Tennessee, 10/12/03
- 400 Peyton Manning vs. Denver, 12/22/13
- Peyton Manning at Indianapolis, 9/17/06

#### GAMES, 300 OR MORE YARDS PASSING, SEASON

- 9 Matt Schaub, 2009
- 7 Matt Schaub, 2010
- 4 Matt Schaub, 2008

#### GAMES, 300 OR MORE YARDS PASSING, CAREER

- 27 Matt Schaub, 2007-13
- 4 David Carr, 2002-06
- 1 Brian Hoyer, 2015
- 1 Case Keenum, 2013
- 1 T. J. Yates, 2011
- 1 Ryan Fitzpatrick, 2014

#### LONGEST PASS COMPLETION

- 81 David Carr to Corey Bradford vs. Buffalo, 10/13/02
- 80 Matt Schaub to Jacoby Jones at Tampa Bay, 11/13/11 (TD)
- 78 Matt Schaub to Arian Foster at Tampa Bay, 11/13/11 (TD)
- 78 Matt Schaub to Arian Foster at Tennessee, 10/23/11 (TD)
- 78 David Carr to Corey Bradford at Miami, 9/7/03
- 77 Matt Schaub to Andre Johnson vs. Kansas City, 9/9/07 (TD)
- 76 Ryan Fitzpatrick to DeAndre Hopkins vs. Washington, 9/7/14 (TD)

### PASSING AVERAGE GAIN

#### SEASONS LEADING TEAM (224 ATTEMPTS/SEASON)

- 7 Matt Schaub, 2007-13
- 5 David Carr, 2002-06
- 1 Brian Hoyer, 2015

#### CONSECUTIVE SEASONS LEADING TEAM

- 7 Matt Schaub, 2007-13
- 5 David Carr, 2002-06

#### AVERAGE GAIN, CAREER (1,500 ATTEMPTS)

- 7.69 Matt Schaub, 2007-13
- 6.47 David Carr, 2002-06

#### AVERAGE GAIN, SEASON (224 ATTEMPTS)

- 8.49 Matt Schaub, 2011
- 8.18 Matt Schaub, 2009
- 8.00 Matt Schaub, 2008
- 7.96 Ryan Fitzpatrick, 2014
- 7.75 Matt Schaub, 2007

#### AVERAGE GAIN, SEASON, ROOKIE (224 ATTEMPTS)

- 5.84 David Carr, 2002

#### AVERAGE GAIN, GAME (20 ATTEMPTS)

- 12.87 Matt Schaub at Tennessee, 10/23/11
- 11.50 Matt Schaub vs. Jacksonville, 1/21/11
- 10.85 Ryan Fitzpatrick vs. Tennessee, 11/30/14
- 10.84 Case Keenum at Kansas City, 10/20/13
- 10.29 Case Keenum vs. Indianapolis, 11/3/13

#### AVERAGE GAIN, GAME, OPPONENT (20 ATTEMPTS)

- 15.59 Steve McNair at Tennessee, 10/12/03
- 12.83 Philip Rivers vs. San Diego, 11/7/10
- 12.10 Ben Roethlisberger vs. Pittsburgh, 9/18/05
- 11.85 Peyton Manning at Indianapolis, 11/14/04
- 11.36 Chad Pennington vs. Miami, 10/12/08

### PASSING TOUCHDOWNS

#### SEASONS LEADING TEAM

- 6 Matt Schaub, 2008-13
- 5 David Carr, 2002-06
- 1 Sage Rosenfels, 2007
- 1 Ryan Fitzpatrick, 2014
- 1 Brian Hoyer, 2015

#### CONSECUTIVE SEASONS LEADING TEAM

- 6 Matt Schaub, 2008-13
- 5 David Carr, 2002-06

### CAREER

- 124 Matt Schaub, 2007-13
- 59 David Carr, 2002-06
- 24 Sage Rosenfels, 2006-08

### SEASON

- 29 Matt Schaub, 2009
- 24 Matt Schaub, 2010
- 22 Matt Schaub, 2012
- 19 Brian Hoyer, 2015

### ROOKIE, SEASON

- 9 David Carr, 2002
- 3 T.J. Yates, 2011

### GAME

- 6 Ryan Fitzpatrick vs. Tennessee, 11/30/14
- 5 Matt Schaub vs. Jacksonville, 11/18/12
- 4 Matt Schaub at Denver, 9/23/12
- Matt Schaub at Cincinnati, 10/18/09
- Matt Schaub at Tennessee, 9/20/09
- Sage Rosenfels vs. Tennessee, 10/21/07

### GAME, OPPONENT

- 6 Aaron Rodgers vs. Green Bay, 10/14/12
- 5 Daunte Culpepper vs. Minnesota, 10/10/04
- Peyton Manning at Indianapolis, 11/14/04

### GAMES, FOUR OR MORE TOUCHDOWN PASSES, CAREER

- 4 Matt Schaub, 2007-12
- 1 Ryan Fitzpatrick, 2014
- 1 Sage Rosenfels, 2006-08

### GAMES, FOUR OR MORE TOUCHDOWN PASSES, SEASON

- 2 Matt Schaub, 2012
- Matt Schaub, 2009
- 1 Ryan Fitzpatrick, 2014
- Sage Rosenfels, 2007

### CONSECUTIVE GAMES, TOUCHDOWN PASSES

- 16 Matt Schaub, 11/14/10 – 10/30/11
- 12 Matt Schaub, 11/8/09 – 10/3/10
- Sage Rosenfels, 10/14/07 – 11/9/08
- 8 David Carr, 9/18/05 – 11/13/05
- 6 Matt Schaub, 10/21/12 – 12/2/12
- Matt Schaub, 9/20/09 – 10/25/09
- David Carr, 9/19/04 – 10/31/04

### PASSES HAD INTERCEPTED

### CAREER

- 78 Matt Schaub, 2007-13
- 65 David Carr, 2002-06
- 23 Sage Rosenfels, 2006-08

### SEASON

- 15 Matt Schaub, 2009
- David Carr, 2002
- 14 Matt Schaub, 2013
- David Carr, 2004
- 13 David Carr, 2003

### GAME

- 4 Sage Rosenfels vs. Baltimore, 11/9/08
- David Carr at New England, 12/17/06

### GAME, OPPONENT

- 4 David Garrard at Jacksonville, 11/12/06
- Steve McNair at Tennessee, 10/17/04

### CONSECUTIVE PASSES WITHOUT AN INTERCEPTION

- 110 Matt Schaub, 11/14/10 through 12/2/10
- 105 Case Keenum, 10/20/13 through 11/17/13
- 104 Matt Schaub, 11/06/11 through 9/23/12
- 99 Matt Schaub, 12/10/12 through 12/30/12
- David Carr, 12/24/05 through 9/17/06
- David Carr, 10/17/04 through 11/14/04

# INDIVIDUAL RECORDS

## INDIVIDUAL PASSING (CONT.)

### ATTEMPTS, NO INTERCEPTIONS, GAME

- 43 Case Keenum at Arizona, 11/10/13
- 42 David Carr vs. Minnesota, 10/10/04
- 41 David Carr at Denver, 11/7/04
- 40 Matt Schaub at St. Louis, 12/20/09
- Matt Schaub at Jacksonville, 9/28/08
- Matt Schaub at Atlanta, 9/30/07

### ATTEMPTS, NO INTERCEPTIONS, GAME, OPPONENT

- 57 Peyton Manning vs. Indianapolis, 9/12/10
- 52 Peyton Manning at Denver, 9/23/12
- 51 Peyton Manning vs Denver, 12/22/13
- 50 Daunte Culpepper vs. Minnesota, 10/10/04
- 46 Peyton Manning vs. Indianapolis, 11/16/08

### LOWEST INTERCEPTION PERCENTAGE

### SEASONS LEADING TEAM

- 6 Matt Schaub, 2007-12
- 5 David Carr, 2002-06
- 1 Ryan Fitzpatrick, 2014
- 1 Brian Hoyer, 2015

### CAREER (1,500 ATTEMPTS)

- 2.6 Matt Schaub, 2007-13
- 3.1 David Carr, 2002-06

### SEASON (224 ATTEMPTS)

- 1.90 Brian Hoyer, 2015
- 2.05 Matt Schaub, 2011
- 2.09 Matt Schaub, 2010
- 2.21 Matt Schaub, 2012
- 2.37 Case Keenum, 2013
- 2.56 Ryan Fitzpatrick, 2014

### SEASON, ROOKIE (224 ATTEMPTS)

- 3.38 David Carr, 2002

### TIMES SACKED

### CAREER

- 249 David Carr, 2002-06
- 160 Matt Schaub, 2007-13
- 25 Brian Hoyer, 2015

### SEASON

- \*76 David Carr, 2002
- 68 David Carr, 2005
- 49 David Carr, 2004

### GAME

- 9 David Carr at San Diego, 9/15/03
- 8 David Carr at Cleveland, 10/20/02
- David Carr vs. Pittsburgh, 9/18/05
- 7 David Carr vs. Tennessee, 10/9/05
- David Carr at Cincinnati, 10/2/05
- David Carr at Philadelphia, 9/29/02

### GAME, OPPONENT

- 8 Blake Bortles vs. Jacksonville, 1/3/16
- 6 Jake Locker at Tennessee, 12/2/12
- 6 Blaine Gabbert at Jacksonville, 11/27/11
- 6 Tommy Maddox at Pittsburgh, 12/8/02

\* NFL record

## INDIVIDUAL RECEIVING

### RECEPTIONS

### SEASONS LEADING TEAM

- 10 Andre Johnson, 2003-06, 08-10, 12-14
- 1 DeAndre Hopkins, 2015
- Owen Daniels, 2011
- Kevin Walter, 2007
- Billy Miller, 2002

### CONSECUTIVE SEASONS LEADING TEAM

- 4 Andre Johnson, 2003-06
- 3 Andre Johnson, 2008-10
- Andre Johnson, 2012-14

### CAREER

- 1,012 Andre Johnson, 2003-14
- 385 Owen Daniels, 2006-13
- 326 Kevin Walter, 2006-12

### SEASONS, 50 OR MORE PASS RECEPTIONS

- 11 Andre Johnson, 2003-10, 2012-14
- 4 Kevin Walter, 2007-10
- 4 Owen Daniels, 2007-08, 2011-12
- 3 DeAndre Hopkins, 2013-15
- 2 Arian Foster, 2010-11
- 1 Jacoby Jones, 2010

### SEASON

- 115 Andre Johnson, 2008
- 112 Andre Johnson, 2012
- 111 DeAndre Hopkins, 2015
- 109 Andre Johnson, 2013
- 103 Andre Johnson, 2006

### SEASON, ROOKIE

- 66 Andre Johnson, 2003
- 52 DeAndre Hopkins, 2013
- 50 Steve Slaton, 2008
- 47 Domanick Williams#, 2003
- 41 Jabar Gaffney, 2002

### GAME

- 14 Andre Johnson vs. Jacksonville, 11/18/12 (OT)
- 13 Andre Johnson at Jacksonville, 12/5/13
- 12 6 times, last by A. Johnson at San Diego, 9/9/13

### GAME, OPPONENT

- 14 Dallas Clark at Indianapolis, 11/8/09
- 12 4 times, last by A.J. Green vs. Cincinnati, 11/23/14

### CONSECUTIVE GAMES PLAYED, PASS RECEPTION

- 133 Andre Johnson, 11/6/05 – 12/21/14
- 88 Owen Daniels, 12/10/06 – 10/6/13
- 57 DeAndre Hopkins, 9/9/13 – 11/21/16 (current)
- 37 Arian Foster, 1/3/10 – 10/21/12
- 35 Andre Johnson, 9/7/03 – 10/2/05
- 35 Kevin Walter, 9/7/08 – 10/10/10

### RECEIVING YARDS GAINED

### SEASONS LEADING TEAM

- 10 Andre Johnson, 2003-10, 12-13
- 2 DeAndre Hopkins, 2014-15
- 1 Owen Daniels, 2011
- Corey Bradford, 2002

### CONSECUTIVE SEASONS LEADING TEAM

- 8 Andre Johnson, 2003-10
- 2 DeAndre Hopkins, 2014-15

### CAREER

- 13,597 Andre Johnson, 2003-14
- 4,617 Owen Daniels, 2006-13
- 4,083 Kevin Walter, 2006-12
- 4,073 DeAndre Hopkins, 2013-16
- 2,268 Arian Foster, 2009-15

### SEASONS, 1,000 OR MORE YARDS

- 7 Andre Johnson – 2004, 2006, 2008-10, 2012-13
- 2 DeAndre Hopkins – 2014-15

### SEASON

- 1,598 Andre Johnson, 2012
- 1,575 Andre Johnson, 2008
- 1,569 Andre Johnson, 2009
- 1,521 DeAndre Hopkins, 2015
- 1,407 Andre Johnson, 2013
- 1,216 Andre Johnson, 2010

### SEASON, ROOKIE

- 976 Andre Johnson, 2003
- 802 DeAndre Hopkins, 2013
- 483 Jabar Gaffney, 2002
- 389 Will Fuller V, 2016
- 377 Steve Slaton, 2008

### GAME

- 273 Andre Johnson vs. Jacksonville, 11/18/12 (OT)
- 238 DeAndre Hopkins vs. Tennessee, 11/30/14
- 229 Andre Johnson vs. Indianapolis, 11/3/13
- 207 Andre Johnson vs. Tennessee, 12/14/08
- 196 Andre Johnson at St. Louis, 12/20/09
- 193 Andre Johnson vs. Seattle, 12/13/09

### GAME, OPPONENT

- 265 Lee Evans vs. Buffalo, 11/19/06
- 236 Justin Blackmon vs. Jacksonville, 11/18/12 (OT)
- 223 T.Y. Hilton vs. Indianapolis, 10/9/14
- 177 Derrick Mason at Tennessee, 10/12/03

### GAMES, 100 OR MORE YARDS, CAREER

- 51 Andre Johnson, 2003-14
- 12 DeAndre Hopkins, 2013-16
- 4 Owen Daniels, 2006-12
- 3 Arian Foster, 2009-15
- Corey Bradford, 2002-05
- Kevin Walter, 2006-12

### GAMES, 100 OR MORE YARDS, SEASON

- 8 Andre Johnson, 2008
- 6 DeAndre Hopkins, 2015
- 6 Andre Johnson, 2009, 2010, 2012, 2013
- 4 DeAndre Hopkins, 2014

### CONSECUTIVE GAMES, 100 OR MORE YARDS

- 4 Andre Johnson, 10/5/08 - 10/26/08
- DeAndre Hopkins, 9/27/15 - 10/18/15
- 3 Andre Johnson, 9/9/07 - 11/18/07
- 2 9 times, last by Andre Johnson, 12/1/13 - 12/5/13
- Will Fuller V, 9/11/16 - 9/18/16

### LONGEST RECEPTION

- 81 Corey Bradford from David Carr vs. Buffalo, 10/13/02
- 80 Jacoby Jones from Matt Schaub at Tampa Bay, 11/13/11 (TD)
- 78 Arian Foster from Matt Schaub at Tampa Bay, 11/13/11 (TD)
- Arian Foster from Matt Schaub at Tennessee, 10/23/11 (TD)
- Corey Bradford from David Carr at Miami, 9/7/03 (TD)
- 76 DeAndre Hopkins from Ryan Fitzpatrick vs. Washington, 9/7/14 (TD)

### LONGEST RECEPTION, OPPONENT

- 96 Calvin Johnson vs. Detroit, 10/19/08 (TD)
- 84 Troy Edwards vs. Jacksonville, 10/28/03 (TD)
- 83 Lee Evans vs. Buffalo, 11/19/06 (TD)
- 81 Justin Blackmon vs. Jacksonville, 11/18/12 (TD)

### RECEIVING AVERAGE

### AVERAGE GAIN, CAREER (200 RECEPTIONS)

- 14.09 DeAndre Hopkins, 2013-16
- 13.44 Andre Johnson, 2003-14
- 12.52 Kevin Walter, 2006-12
- 11.99 Owen Daniels, 2006-13



# INDIVIDUAL RECORDS

## INDIVIDUAL RECEIVING (CONT.)

### AVERAGE GAIN, SEASON (32 RECEPTIONS)

17.67 André Davis, 2007  
15.92 DeAndre Hopkins, 2014  
15.53 Andre Johnson, 2009  
15.49 Corey Bradford, 2002  
15.42 DeAndre Hopkins, 2013

### AVERAGE GAIN, GAME (MIN. 3 RECEPTIONS)

30.50 Andre Johnson at Buffalo, 11/16/03 (4-122)  
28.67 Andre Johnson at Detroit, 9/19/04 (3-86)  
27.25 Jabar Gaffney at Chicago, 12/19/04 (4-109)  
26.50 Joel Dreessen at N.Y. Jets, 11/21/10 (4-106)  
26.44 DeAndre Hopkins vs. Tennessee, 11/30/14 (9-238)

### RECEIVING TOUCHDOWNS

### SEASONS LEADING TEAM

8 Andre Johnson, 2003-04, 2006-10, 2013  
3 Corey Bradford, 2002-03, 2005

### CONSECUTIVE SEASONS LEADING TEAM

5 Andre Johnson, 2006-10

### CAREER

64 Andre Johnson, 2003-14  
29 Owen Daniels, 2006-13  
24 Kevin Walter, 2006-12  
22 DeAndre Hopkins, 2013-16  
18 Corey Bradford, 2002-05

### SEASON

11 DeAndre Hopkins, 2015  
9 Andre Johnson, 2009  
8 Andre Johnson, 2010  
Andre Johnson, 2008  
Kevin Walter, 2008  
Andre Johnson, 2007

### SEASON, ROOKIE

5 Owen Daniels, 2006  
4 Andre Johnson, 2003

### GAME

3 Andre Johnson vs. Indianapolis, 11/3/13

### GAME, ROOKIE

2 Jaelen Strong vs. Indianapolis, 10/8/15  
Owen Daniels at Tennessee, 10/29/06  
Andre Johnson vs. Kansas City, 9/21/03

### GAME, OPPONENT

3 T.Y. Hilton vs. Indianapolis, 11/3/13  
Jordy Nelson vs. Green Bay, 10/14/12  
Vernon Davis vs. San Francisco, 10/25/09  
Steve Smith at Carolina, 9/16/07  
Terrell Owens at Dallas, 10/15/06  
Derrick Mason at Tennessee, 10/12/03

### CONSECUTIVE GAMES, TOUCHDOWNS

4 Arian Foster, 10/20/14 - 11/30/14  
Andre Johnson, 12/13/10 - 9/18/11  
Andre Johnson, 12/2/07 - 12/23/07

## INDIVIDUAL PUNTING

### SEASONS LEADING TEAM

5 Chad Stanley, 2002-06  
4 Matt Turk, 2007-10  
3 Shane Lechler, 2013-15

### CONSECUTIVE SEASONS LEADING TEAM

5 Chad Stanley, 2002-06  
4 Matt Turk, 2007-10  
3 Shane Lechler, 2013-14

### PUNTS

### CAREER

437 Chad Stanley, 2002-06  
310 Shane Lechler, 2013-16  
254 Matt Turk, 2007-11  
88 Donnie Jones, 2012

### SEASON

114 Chad Stanley, 2002  
97 Chad Stanley, 2003  
95 Shane Lechler, 2015  
88 Shane Lechler, 2013  
Donnie Jones, 2012

### GAME

11 Chad Stanley at Indianapolis, 12/1/02  
10 Donnie Jones at Tennessee, 12/2/12  
Brett Hartmann at Jacksonville, 11/27/11  
Chad Stanley at Jacksonville, 12/7/03  
Chad Stanley at Pittsburgh, 12/8/02  
Chad Stanley at San Diego, 9/15/02  
Chad Stanley vs. Dallas, 9/8/02

### GAME, OPPONENT

11 Marquette King vs. Oakland, 11/17/13  
10 Darren Bennett at San Diego, 9/15/02  
9 6 times, last Colton Schmidt vs. Buffalo, 9/28/14

### LONGEST PUNT

71 Shane Lechler vs. Indianapolis, 10/9/14  
69 Brett Hartmann at Miami, 9/18/11  
66 Donnie Jones at Denver, 9/23/12  
Brett Hartmann vs. Atlanta, 12/4/11  
65 Shane Lechler at Oakland, 9/14/14  
Shane Lechler at Arizona, 11/10/13  
Donnie Jones vs. Minnesota, 12/23/12

### LONGEST PUNT, OPPONENT

75 Mat McBriar at Dallas, 10/15/06  
74 Sam Koch vs. Baltimore, 11/9/08  
70 Brett Kern at Tennessee, 12/2/12  
Brandon Fields vs. Miami, 9/18/11

### PUNT AVERAGE

### CAREER (250 PUNTS)

47.3 Shane Lechler 2013-16  
42.3 Matt Turk, 2007-11  
41.0 Chad Stanley, 2002-06

### SEASON (40 PUNTS)

47.6 Shane Lechler, 2013  
47.3 Shane Lechler, 2015  
47.2 Donnie Jones, 2012  
46.3 Shane Lechler, 2014  
44.4 Brett Hartmann, 2011  
42.8 Matt Turk, 2009

### GAME (4 PUNTS)

58.9 Shane Lechler at Arizona, 11/10/13 (7 punts)  
54.5 Shane Lechler vs. Indianapolis, 10/9/14 (4 punts)  
54.2 Donnie Jones at Denver, 9/23/12 (5 punts)  
52.8 Brett Hartmann vs. Atlanta, 12/4/11 (5 punts)  
52.3 Shane Lechler at Tennessee, 12/27/15 (6 punts)

### GAME, OPPONENT (4 PUNTS)

56.8 Shane Lechler at Oakland, 12/3/06 (4 punts)  
Mat McBriar at Dallas, 10/15/06 (4 punts)  
53.9 Brett Nortman at Carolina, 9/20/15 (7 punts)  
53.4 Shane Lechler vs. Oakland, 10/4/09 (8 punts)  
52.8 Mike Scifres at San Diego, 10/28/07 (5 punts)  
52.2 Bryan Anger at Jacksonville, 9/16/12 (9 punts)

### PUNTS HAD BLOCKED

### CONSECUTIVE PUNTS, NONE BLOCKED

327 Chad Stanley, 2002-06  
254 Matt Turk, 2007-11  
210 Shane Lechler, 2014-16  
99 Shane Lechler, 2013-14

### PUNTS HAD BLOCKED, CAREER

2 Chad Stanley, 2002-06  
1 Shane Lechler, 2013-15

### PUNTS HAD BLOCKED, SEASON

2 Chad Stanley, 2002  
1 Shane Lechler, 2014

### PUNTS INSIDE THE 20

### CAREER

135 Chad Stanley, 2002-06  
101 Shane Lechler, 2013-16  
88 Matt Turk, 2007-11

### SEASON

36 Chad Stanley, 2002  
36 Chad Stanley, 2003  
34 Shane Lechler, 2013

### GAME

6 Chad Stanley vs. Dallas, 9/8/02  
5 Shane Lechler vs. Tennessee, 9/15/13  
Donnie Jones at Tennessee, 12/2/12  
Chad Stanley at San Francisco, 1/1/06

### GAME, OPPONENT

6 Brett Kern at Tennessee, 12/29/13  
5 Sam Koch vs. Baltimore, 12/13/10  
Mike Scifres at San Diego, 10/28/07  
Craig Hentrich vs. Tennessee, 12/10/06

# INDIVIDUAL RECORDS

## PUNT RETURNS

### PUNT RETURNS

#### SEASONS LEADING TEAM

- 5 Jacoby Jones, 2007-11
- 3 Keshawn Martin, 2012-14
- 2 J.J. Moses, 2003-04

#### CAREER

- 179 Jacoby Jones, 2007-11
- 86 Keshawn Martin, 2012-15
- 72 J.J. Moses, 2003-04

#### SEASON

- 49 Jacoby Jones, 2011
- 39 Jacoby Jones, 2009
- 39 Keshawn Martin, 2013
- 36 Keith Mumphery, 2015
- J.J. Moses, 2003, 04
- Jermaine Lewis, 2002

#### SEASON, ROOKIE

- 36 Keith Mumphery, 2015
- 30 Jacoby Jones, 2007
- 22 Keshawn Martin, 2012
- 21 Tyler Ervin, 2016
- 12 Jerome Mathis, 2005

#### GAME

- 7 Keshawn Martin vs. Oakland, 11/17/13
- Jacoby Jones at Jacksonville, 11/27/11
- Jacoby Jones vs. Oakland, 10/4/09
- 6 Trindon Holliday at Jacksonville, 9/16/12
- Keith Mumphery at Carolina, 9/20/15

#### GAME, OPPONENT

- 6 Patrick Peterson at Arizona, 11/10/13
- Marcus Sherels vs. Minnesota, 12/23/12
- Darius Reynaud at Tennessee, 12/2/12
- David Allen at Jacksonville, 12/7/03
- Antwaan Randle El at Pittsburgh, 12/8/02
- Troy Walters at Indianapolis, 12/1/02

### FAIR CATCHES

#### CAREER

- 60 Jacoby Jones, 2007-11
- 55 Keshawn Martin, 2012-14
- 20 J.J. Moses, 2003-04

#### SEASON

- 24 Keshawn Martin, 2014
- 21 Keshawn Martin, 2013
- 17 Jacoby Jones, 2008
- Jermaine Lewis, 2002
- 15 Jacoby Jones, 2010

#### GAME

- 4 Keshawn Martin vs. Indianapolis, 10/9/14
- Keshawn Martin at Tennessee, 12/29/13
- Dexter Wynn vs. Buffalo, 11/19/06
- Jermaine Lewis vs. Dallas, 9/8/02

#### GAME, OPPONENT

- 5 Dante Hall vs. Kansas City, 9/21/03
- 4 7 times, last by Ace Sanders vs. Jacksonville, 11/24/13

### PUNT RETURN YARDS GAINED

#### SEASONS LEADING TEAM

- 5 Jacoby Jones, 2007-11
- 3 Keshawn Martin, 2012-14
- 2 J.J. Moses, 2003-04

#### CAREER

- 1,820 Jacoby Jones, 2007-11
- 766 Keshawn Martin, 2012-15
- 553 J.J. Moses, 2003-04

#### SEASON

- 518 Jacoby Jones, 2011
- 427 Jacoby Jones, 2009
- 386 Jacoby Jones, 2008

#### SEASON, ROOKIE

- 286 Jacoby Jones, 2007
- 280 Keith Mumphery, 2015
- 267 Keshawn Martin, 2012
- 223 Tyler Ervin, 2016

#### GAME

- 125 Keshawn Martin vs. Oakland, 11/17/13
- 100 Jacoby Jones at Arizona, 10/11/09
- 92 Avion Black vs. Baltimore, 12/15/02
- 91 Jacoby Jones at Jacksonville, 11/27/11
- Jacoby Jones vs. Indianapolis, 9/11/11

#### GAME, OPPONENT

- 93 Tandon Doss at Baltimore, 9/22/13
- 81 DeAnthony Thomas vs. Kansas City, 9/13/15
- 80 Johnnie Lee Higgins at Oakland, 12/21/08
- Adam Jones at Tennessee, 12/11/05
- 76 Marcus Thigpen vs. Miami, 9/9/12

#### LONGEST PUNT RETURN

- 87 Keshawn Martin vs. Oakland, 11/17/13
- 79t Jacoby Jones vs. Indianapolis, 9/11/11
- 76 Avion Black vs. Baltimore, 12/15/02
- 74 Jacoby Jones vs. Indianapolis, 9/23/07
- 73t Jacoby Jones vs. Cincinnati, 10/26/08

### PUNT RETURN AVERAGE

#### CAREER (75 RETURNS)

- 10.17 Jacoby Jones, 2007-11
- 8.91 Keshawn Martin, 2012-14

#### SEASON (20 RETURNS)

- 12.14 Keshawn Martin, 2012
- 12.06 Jacoby Jones, 2008
- 10.92 Jacoby Jones, 2009
- 10.62 Tyler Ervin, 2016

#### SEASON, ROOKIE (20 RETURNS)

- 12.14 Keshawn Martin, 2012
- 10.70 Tyler Ervin, 2016

#### GAME (3 RETURNS)

- 30.67 Avion Black vs. Baltimore, 12/15/02
- 30.33 Jacoby Jones vs. Indianapolis, 9/11/11
- 21.75 Jacoby Jones vs. Miami, 10/12/08
- 20.00 Jacoby Jones at Arizona, 10/11/09

#### GAME, OPPONENT (3 RETURNS)

- 26.67 Adam Jones at Tennessee, 12/11/05
- 22.33 Griff Whalen at Indianapolis, 12/16/13
- 19.67 Adam Jones at Tennessee, 10/29/06

### PUNT RETURN TOUCHDOWNS

#### CAREER

- 3 Jacoby Jones, 2007-11
- 1 Keshawn Martin, 2012-15
- Avion Black, 2002
- Will Fuller V, 2016

#### SEASON

- 2 Jacoby Jones, 2008
- 1 Keshawn Martin, 2013
- Jacoby Jones, 2011
- Avion Black, 2002
- Will Fuller V, 2016

#### GAME

- 1 Will Fuller V vs. Tennessee, 10/2/16 (67 yards)
- Keshawn Martin vs. Oakland, 11/17/13 (87)
- Jacoby Jones vs. Indianapolis, 9/11/11 (79)
- Jacoby Jones vs. Cincinnati, 10/26/08 (73)
- Jacoby Jones vs. Miami, 10/12/08 (70)
- Avion Black vs. Baltimore, 12/15/02 (76)

#### GAME, OPPONENT

- 1 Tandon Doss at Baltimore, 9/22/13 (82 yards)
- Marcus Thigpen vs. Miami, 9/9/12 (72)
- Johnnie Lee Higgins at Oakland, 12/21/08 (80)
- Adam Jones at Tennessee, 10/29/06 (53)
- Adam Jones at Tennessee, 12/11/05 (52)
- Dante Hall vs. Kansas City, 9/21/03 (73)

## KICKOFF RETURNS

### KICKOFF RETURNS

#### SEASONS LEADING TEAM

- 3 André Davis, 2007-09
- 2 Keshawn Martin, 2012-13
- J.J. Moses, 2003-04
- 1 Danieal Manning, 2014
- 1 Keith Mumphery, 2015

#### CAREER

- 117 J.J. Moses, 2003-04
- 108 André Davis, 2007-09
- 72 Jerome Mathis, 2005-07
- 68 Keshawn Martin, 2012-15

#### SEASON

- 59 J.J. Moses, 2004
- 58 J.J. Moses, 2003
- 54 Jerome Mathis, 2005

#### SEASON, ROOKIE

- 54 Jerome Mathis, 2005
- 31 Keshawn Martin, 2012
- 20 Vernand Morency, 2005

#### GAME

- 8 Dexter Wynn at New England, 12/17/06
- 7 10 times, last by Jacoby Jones at Indianapolis, 11/1/10

#### GAME, OPPONENT

- 7 Devin Moore vs. Indianapolis, 9/12/10
- Reggie Swinton vs. Arizona, 12/18/05
- Doug Gabriel vs. Oakland, 10/3/04

### KICKOFF RETURN YARDS

#### SEASONS LEADING TEAM

- 3 André Davis, 2007-09
- 2 Keshawn Martin, 2012-13
- J.J. Moses, 2003-04
- Danieal Manning, 2011, 2014

#### CAREER

- 2,743 André Davis, 2007-09
- 2,658 J.J. Moses, 2003-04
- 2,054 Jerome Mathis, 2005-07
- 1,707 Keshawn Martin, 2012-15

#### SEASON

- 1,542 Jerome Mathis, 2005
- 1,355 J.J. Moses, 2003
- 1,303 J.J. Moses, 2004

#### SEASON, ROOKIE

- 1,542 Jerome Mathis, 2005
- 741 Keshawn Martin, 2012
- 437 Vernand Morency, 2005

# INDIVIDUAL RECORDS

## KICKOFF RETURNS (CONT.)

### GAME

- 266 Jerome Mathis vs. Kansas City, 11/20/05
- 266 Jerome Mathis vs. Indianapolis, 10/23/05
- 234 André Davis vs. Jacksonville, 12/30/07
- 233 Jerome Mathis vs. Indianapolis, 9/23/07
- 186 J.J. Moses at Cincinnati, 11/9/03

### GAME, OPPONENT

- 233 David Reed vs. Baltimore, 12/13/10
- 199 Doug Gabriel vs. Oakland, 10/3/04
- 196 Jacoby Jones vs. Baltimore, 10/21/12
- 187 Danieal Manning vs. Chicago, 12/28/08
- 176 Ted Ginn Jr. vs. Miami, 10/7/07

### LONGEST, GAME (ALL TDS)

- 104 André Davis vs. Jacksonville, 12/30/07
- 99 Jerome Mathis vs. Kansas City, 11/20/05
- 97 André Davis vs. Jacksonville, 12/30/07
- 97 André Davis vs. Tampa Bay, 12/9/07
- 95 Jacoby Jones vs. Oakland, 10/4/09

### LONGEST, GAME, OPPONENT (ALL TDS)

- 103 David Reed vs. Baltimore, 12/13/10
- 101 Deji Karim at Indianapolis, 12/30/12
- 100 Joe McKnight at N.Y. Jets, 10/8/12
- 99 Eddie Drummond at Detroit, 9/19/04
- 95 André Davis at Cleveland, 10/20/02

### KICKOFF RETURN AVERAGE

### CAREER (75 RETURNS)

- 25.40 André Davis, 2007-09
- 22.72 J.J. Moses, 2003-04

### SEASON (20 RETURNS)

- 30.25 André Davis, 2007
- 28.56 Jerome Mathis, 2005
- 26.58 Jacoby Jones, 2009

### SEASON, ROOKIE (20 RETURNS)

- 28.6 Jerome Mathis, 2005
- 23.1 Keshawn Martin, 2012

### GAME (3 RETURNS)

- 46.80 André Davis vs. Jacksonville, 12/30/07
- 38.00 Jerome Mathis vs. Kansas City, 11/20/05
- 38.00 Jerome Mathis vs. Indianapolis, 10/23/05
- 37.00 Jerome Mathis at Oakland, 12/3/06

### GAME, OPPONENT (3 RETURNS)

- 53.00 Deji Karim at Indianapolis, 12/30/12
- 42.00 André Davis at Cleveland, 10/20/02
- 39.33 Eddie Drummond at Detroit, 9/19/04
- 38.84 David Reed vs. Baltimore, 12/13/10

### KICKOFF RETURN TOUCHDOWNS

### CAREER

- 3 André Davis, 2007
- Jerome Mathis, 2005-07
- 1 Jacoby Jones, 2007-11

### SEASON

- 3 André Davis, 2007
- 2 Jerome Mathis, 2005
- 1 Jacoby Jones, 2009
- Jerome Mathis, 2007

### ROOKIE, SEASON

- 2 Jerome Mathis, 2005

### GAME

- \*2 André Davis vs. Jacksonville, 12/30/07 (104 and 97 yards)
- 1 Jacoby Jones vs. Oakland, 10/4/09 (95)
- André Davis vs. Tampa Bay, 12/9/07 (97)
- Jerome Mathis vs. Indianapolis, 9/23/07 (94)
- Jerome Mathis vs. Kansas City, 11/20/05 (99)
- Jerome Mathis vs. Indianapolis, 10/23/05 (89)

\* Tied NFL record

### GAME, OPPONENT

- 1 Deji Karim at Indianapolis, 12/30/12 (101 yards)
- Joe McKnight at N.Y. Jets, 10/8/12 (100)
- David Reed vs. Baltimore, 12/13/10 (103)
- Ellis Hobbs at New England, 12/17/06 (93)
- Eddie Drummond at Detroit, 9/19/04 (99)
- André Davis at Cleveland, 10/20/02 (95)

## BLOCKED PUNTS/KICKS

### BLOCKED PUNTS

### CAREER

- 2 Bryan Braman, 2011-13
- Ramon Walker, 2002-05
- 1 Alfred Blue, 2014-16
- Antwan Peek, 2003-05
- Jimmy McClain, 2002

### SEASON

- 2 Bryan Braman, 2012
- 1 Ramon Walker, 2005
- Antwan Peek, 2004
- Ramon Walker, 2003
- Jimmy McClain, 2002
- Alfred Blue, 2014

### GAME

- 1 Alfred Blue vs. Washington, 9/7/14
- Bryan Braman vs. Indianapolis, 12/16/12
- Bryan Braman vs. Green Bay, 10/14/12
- Ramon Walker at San Francisco, 1/1/06
- Antwan Peek at Denver, 11/7/04
- Ramon Walker vs. New England, 11/23/03
- Jimmy McClain at Washington, 12/22/02

### GAME, OPPONENT

- 1 Demontre Moore at N.Y. Giants, 9/21/14
- Randy Starks vs. Tennessee, 11/28/04
- Rocky Boiman vs. Tennessee, 12/29/02
- Eric Westmoreland at Jacksonville, 10/27/02

### BLOCKED PUNT RETURNS

### CAREER

- 1 Alfred Blue, 2014-16
- DeVier Posey, 2012-14
- Bryan Braman, 2011-13
- Jonathan Wells, 2002-05
- Kevin Williams, 2002

### SEASON

- 1 Alfred Blue, 2014
- DeVier Posey, 2012
- Bryan Braman, 2012
- Jonathan Wells, 2002
- Kevin Williams, 2002

### GAME

- 1 Alfred Blue vs. Washington, 9/7/14
- Bryan Braman vs. Indianapolis, 12/16/12
- DeVier Posey vs. Green Bay, 10/14/12
- Jonathan Wells at Denver, 11/7/04
- Kevin Williams at Washington, 12/22/02

### BLOCKED FIELD GOALS

### CAREER

- 3 J.J. Watt 2011-16
- 1 Jared Crick, 2012-15
- Danieal Manning, 2011-14
- Bernard Pollard, 2009-10
- Dunta Robinson, 2004-09
- Eric Brown, 2002-04
- Ramon Walker, 2002-04

### SEASON

- 2 J.J. Watt, 2013
- 1 Jared Crick, 2015
- Danieal Manning, 2011
- J.J. Watt, 2011
- Bernard Pollard, 2010
- Dunta Robinson, 2007
- Eric Brown, 2003
- Ramon Walker, 2003

### GAME

- 1 9 times, last by Jared Crick at Carolina, 9/20/15

### GAME, OPPONENT

- 1 12 times, last by Justin Tuck at Oakland, 9/14/14

### BLOCKED PATS

### CAREER

- 1 J.J. Watt, 2011-16
- Michael Boulware, 2007
- Seth Payne, 2002-06

### SEASON

- 1 J.J. Watt, 2014
- Michael Boulware, 2007
- Seth Payne, 2006

### GAME

- 1 J.J. Watt vs. Washington, 9/7/14
- Michael Boulware at Jacksonville, 10/14/07
- Seth Payne at Indianapolis, 9/17/06

### GAME, OPPONENT

- 1 Albert Haynesworth at Tampa Bay, 11/13/11
- Robaire Smith at Tennessee, 10/29/06

## TOTAL RETURN YARDS

### CAREER

- 3,310 Jacoby Jones, 2007-11 (p- 1,820, k- 1,490)
- 3,211 J.J. Moses, 2003-04 (p- 553, k- 2,658)
- 2,743 André Davis, 2007-09 (p- 0, k- 2,743)
- 2,473 Keshawn Martin, 2012-15 (p- 766, k- 1,707)
- 2,122 Jerome Mathis, 2005-07 (p- 68, k- 2,054)

### SEASON

- 1,612 J.J. Moses, 2004 (p- 309, k- 1,303)
- 1,610 Jerome Mathis, 2005 (p- 68, k- 1,542)
- 1,599 J.J. Moses, 2003 (p- 244, k- 1,355)
- 1,292 Keshawn Martin, 2013 (p- 345, k- 947)
- 1,241 Jermaine Lewis, 2002 (p- 280, k- 961)

### GAME

- 266 Jerome Mathis vs. Kansas City, 11/20/05 (p-0, k- 266)
- 266 Jerome Mathis vs. Indianapolis, 10/23/05 (p-0, k- 266)
- 238 Keshawn Martin vs. Jacksonville, 11/18/12 (p-76, k- 162)
- 234 André Davis vs. Jacksonville, 12/30/07 (p-0, k- 234)
- 233 Jerome Mathis vs. Indianapolis, 9/23/07 (p-0, k- 233)

### GAME, OPPONENT

- 233 David Reed vs. Baltimore, 12/13/10 (p- 0, k-233)
- 213 Marcus Thigpen vs. Miami, 9/9/12 (p-76, k-137)
- 199 Doug Gabriel vs. Oakland, 10/3/04 (p- 0, k- 199)

# INDIVIDUAL RECORDS

## SPECIAL TEAMS TOUCHDOWNS

### CAREER

- 4 Jacoby Jones, 2007-11
- 3 André Davis, 2007-09
- Jerome Mathis, 2005-07

### SEASON

- 3 André Davis, 2007
- 2 Jerome Mathis, 2005
- Jacoby Jones, 2008

### GAME

- \*2 André Davis vs. Jacksonville, 12/30/07 (104 yards KR and 97 KR)
- 1 Will Fuller V vs. Tennessee, 10/2/16 (67 PR)
- Alfred Blue vs. Washington, 9/7/14 (5 BP)
- Keshawn Martin vs. Oakland, 11/17/13 (87 PR)
- Bryan Braman vs. Indianapolis, 12/16/12 (8 BP)
- Devier Posey vs. Green Bay, 10/14/12 (0 BP)
- Jacoby Jones vs. Indianapolis, 9/11/11 (79 PR)
- Jacoby Jones vs. Oakland, 10/4/09 (95 KR)
- Jacoby Jones vs. Cincinnati, 10/26/08 (73 PR)
- Jacoby Jones vs. Miami, 10/12/08 (70 PR)
- André Davis vs. Tampa Bay, 12/9/07 (97 KR)
- Jerome Mathis vs. Indianapolis, 9/23/07 (94 KR)
- Jerome Mathis vs. Kansas City, 11/20/05 (99 KR)
- Jerome Mathis vs. Indianapolis, 10/23/05 (89 KR)
- Avion Black vs. Baltimore, 12/15/02 (76 PR)

\* Tied NFL record

## INTERCEPTIONS

### INTERCEPTIONS

### SEASONS LEADING TEAM

- 2 Dunta Robinson, 2004, 2006 (tied)
- Kareem Jackson, 2012, 2014 (tied)

### CAREER

- 13 Dunta Robinson, 2004-08
- Kareem Jackson, 2010-16
- 12 Johnathan Joseph, 2011-16
- 11 Marcus Coleman, 2002-05
- Aaron Glenn, 2002-04
- 8 Brian Cushing, 2009-16
- 7 Jason Allen, 2010-11
- 5 Brice McCain, 2009-13
- Glover Quin, 2009-12
- Jacques Reeves, 2008-09
- Fred Bennett, 2007-09
- DeMarcus Faggins, 2002-08

### SEASON

- 7 Marcus Coleman, 2003
- 6 Dunta Robinson, 2004
- 5 Aaron Glenn, 2004
- Aaron Glenn, 2002

### SEASON, ROOKIE

- 6 Dunta Robinson, 2004
- 4 Brian Cushing, 2009
- 3 Fred Bennett, 2007
- 2 Kareem Jackson, 2010

### GAME

- 3 Glover Quin vs. Tennessee, 11/28/10
- 2 9 times, last by Andre Hal at Jacksonville, 10/18/15

### GAME, OPPONENT

- 2 14 times, last by Mike Adams vs. Indianapolis, 10/8/15

### CONSECUTIVE GAMES WITH AN INTERCEPTION

- 2 14 times, last by Johnathan Joseph, 11/23/14-11/30/14

## INTERCEPTION YARDS

### SEASONS LEADING TEAM

- 2 Johnathan Joseph, 2012-13
- 1 12 times, last by Andre Hal, 2015

### GAINED, CAREER

- 310 Kareem Jackson, 2010-16
- 279 Johnathan Joseph, 2011-16
- 221 Aaron Glenn, 2002-04
- 217 Marcus Coleman, 2002-05
- 162 Dunta Robinson, 2004-09

### SEASON

- 181 Aaron Glenn, 2002
- 146 Dunta Robinson, 2004
- 121 Bernard Pollard, 2009
- 120 A.J. Bouye, 2014
- 116 Marcus Coleman, 2004

### SEASON, ROOKIE

- 146 Dunta Robinson, 2004
- 47 Fred Bennett, 2007
- 26 Brian Cushing, 2009

### GAME

- 135 Aaron Glenn at Pittsburgh, 12/8/02
- 102 Marcus Coleman at Kansas City, 9/28/04
- 95 Marlon McCree vs. Tennessee, 12/21/03

### GAME, OPPONENT

- 102 Artrell Hawkins vs. Cincinnati, 11/3/02
- 99 Cortland Finnegan vs. Tennessee, 9/21/08
- 98 Alec Ogletree vs. St. Louis, 10/13/13

### LONGEST RETURN

- 1021 Marcus Coleman at Kansas City, 9/26/04
- 951 Marlon McCree vs. Tennessee, 12/21/03
- 86 Brice McCain at N.Y. Jets, 10/8/12
- 80t J.J. Watt vs. Buffalo Bills, 9/28/14

### LONGEST RETURN, OPPONENT (ALL TDS)

- 102 Artrell Hawkins vs. Cincinnati, 11/3/02
- 99 Cortland Finnegan vs. Tennessee, 9/21/08
- 98 Alec Ogletree vs. St. Louis, 10/13/13
- 91 Darius Butler vs. New England, 1/3/10

## INTERCEPTIONS RETURNED FOR TOUCHDOWN

### INTERCEPTIONS RETURNED FOR TOUCHDOWNS CAREER

- 3 Kareem Jackson, 2010-16
- 2 Johnathan Joseph, 2011-16
- Aaron Glenn, 2002-04
- 1 Andre Hal, 2015-16
- J.J. Watt, 2011-16
- A.J. Bouye, 2013-16
- Brian Cushing, 2009-2016
- Kendrick Lewis, 2014
- Danieal Manning, 2011-14
- Brice McCain, 2009-13
- Bernard Pollard, 2009
- Dunta Robinson, 2004-08
- DeMarcus Faggins, 2002-08
- Jacques Reeves, 2008
- Marcus Coleman, 2002-05
- Marlon McCree, 2003-04

### SEASON

- 2 Aaron Glenn, 2002
- 1 16 times, last by Kareem Jackson, 2015

### GAME

- 2 Aaron Glenn vs. Pittsburgh, 12/8/02

## PASSES DEFENSED

### SEASONS LEADING TEAM

- 4 Johnathan Joseph, 2011; 2013-15
- 3 Dunta Robinson, 2004-09
- 2 Marcus Coleman, 2002-03
- Glover Quin, 2009-10

### CAREER

- 81 Johnathan Joseph, 2011-16
- 63 Dunta Robinson, 2004-09
- 61 Kareem Jackson, 2010-16
- 56 Marcus Coleman, 2002-05
- 47 Glover Quin, 2009-12

### SEASON

- 22 Marcus Coleman, 2003
- Marcus Coleman, 2002
- Johnathan Joseph, 2015
- 19 Jacques Reeves, 2008
- Dunta Robinson, 2004
- 18 Aaron Glenn, 2002
- 17 Kareem Jackson, 2012

### GAME

- 6 Aaron Glenn vs. Dallas, 9/8/02
- 5 4 times, last by J. Joseph vs. Tampa Bay, 9/27/15

## TACKLES

\* ONLY OFFICIAL NFL STATISTICS REFLECTED IN TEXANS RECORDS. THERE ARE SEVERAL SEASONS WHERE COACHES STATISTICS WERE KEPT FOR TACKLES

### CAREER

- 636 DeMeco Ryans, 2006-11
- 620 Brian Cushing, 2009-16
- 442 Jamie Sharper, 2002-04
- 396 Dunta Robinson, 2004-09
- 385 Marlon Greenwood, 2005-08

### SEASON

- 166 Jamie Sharper, 2003
- 156 DeMeco Ryans, 2006
- 139 Jamie Sharper, 2004
- 137 Jay Foreman, 2002
- Jamie Sharper, 2002

### GAME

- 17 Brian Cushing at N.Y. Giants, 9/21/14
- Jamie Sharper at Tampa Bay, 12/14/03
- Jamie Sharper at Cincinnati, 11/9/03
- 16 Jay Foreman vs. New England, 11/23/03
- Benardrick McKinney at New England, 9/22/16

### SOLO TACKLES, CAREER

- 479 DeMeco Ryans, 2006-11
- 403 Brian Cushing, 2009-16
- 332 Dunta Robinson, 2004-09
- 321 Kareem Jackson, 2010-16
- 300 Jamie Sharper, 2002-04
- 300 J.J. Watt, 2011-16

### SOLO TACKLES, SEASON

- 126 DeMeco Ryans, 2006
- 107 Jamie Sharper, 2003
- 101 Jay Foreman, 2003
- Jay Foreman, 2002

### SOLO TACKLES, GAME

- 14 DeMeco Ryans at Oakland, 12/3/06
- Jay Foreman vs. New England, 11/23/03
- 13 Glover Quin at Jacksonville, 11/14/10
- Xavier Adibi at Indianapolis, 11/16/08
- DeMeco Ryans at N.Y. Jets, 11/26/06

# INDIVIDUAL RECORDS

## SACKS

### SEASONS LEADING TEAM

- 4 J.J. Watt, 2012-15
- 4 Mario Williams, 2007-10
- 1 6 times, last by Connor Barwin, 2011

### CAREER

- 76.0 J.J. Watt, 2011-16
- 53.0 Mario Williams, 2006-11
- 34.5 Whitney Mercilus, 2012-16
- 27.5 Antonio Smith, 2009-13, 2016
- 19.0 Connor Barwin, 2009-12

### SEASON

- 20.5 J.J. Watt, 2014
- J.J. Watt, 2012
- 17.5 J.J. Watt, 2015
- 14.0 Mario Williams, 2007
- 12.0 Mario Williams, 2008
- 12.0 Whitney Mercilus, 2015
- 11.5 Connor Barwin, 2011

## FUMBLES

### CAREER

- 68 David Carr, 2002-06
- 38 Matt Schaub, 2007-13
- 16 Arian Foster, 2009-15
- 10 Andre Johnson, 2003-14
- Ben Tate, 2011-13
- Steve Slaton, 2008-10
- Domanick Williams#, 2003-05

### SEASON

- 21 David Carr, 2002
- 17 David Carr, 2005
- 16 David Carr, 2006
- 10 Matt Schaub, 2008
- David Carr, 2004

### GAME

- 3 8 times, last by Sage Rosenfels vs. Indianapolis, 10/5/08

## FUMBLES FORCED

### CAREER

- 15 J.J. Watt, 2011-16
- 11 Mario Williams, 2006-11
- 9 Brian Cushing, 2009-15
- 7 Antonio Smith, 2009-13
- 6 Dunta Robinson, 2004-09
- DeMeco Ryans, 2006-11
- Jamie Sharper, 2002-04

### SEASON

- 4 J.J. Watt, 2014
- J.J. Watt, 2013
- J.J. Watt, 2012
- Bernard Pollard, 2010
- Mario Williams, 2008
- Shantee Orr, 2005

### GAME

- 2 Johnathan Joseph at Oakland, 9/14/14
- J.J. Watt at Arizona, 11/10/13
- Brian Cushing at Indianapolis, 12/22/11
- Brian Cushing at Cincinnati, 10/18/09
- Shantee Orr vs. Jacksonville, 12/24/05
- Eric Brown vs. Indianapolis, 12/28/03
- Jamie Sharper at Buffalo, 11/16/03

## OWN FUMBLES RECOVERED

### CAREER

- 28 David Carr, 2002-06
- 11 Matt Schaub 2007-13
- 6 Chester Pitts, 2002-09
- 4 Ryan Fitzpatrick, 2014
- Duane Brown, 2008-14
- Arian Foster, 2009-14
- Andre Johnson, 2003-14
- Jacoby Jones, 2007-11

### SEASON

- 12 David Carr, 2002
- 6 David Carr, 2005
- 5 David Carr, 2006
- 4 Ryan Fitzpatrick, 2014
- Matt Schaub, 2008
- David Carr, 2004

### GAME

- 2 Wade Smith at Baltimore, 10/16/11
- David Carr vs. Kansas City, 11/20/05
- David Carr at Detroit, 9/19/04
- David Carr at Washington, 12/22/02
- David Carr at Pittsburgh, 12/8/02

## OPPONENTS' FUMBLES RECOVERED

### CAREER

- 13 J.J. Watt, 2011-16
- 8 DeMeco Ryans, 2006-10
- 5 Morlon Greenwood, 2005-07
- 4 Tim Dobbins, 2011-13
- C.C. Brown, 2005-08
- Jamie Sharper, 2002-04

### SEASON

- 5 J.J. Watt, 2014
- 4 Tim Dobbins, 2012
- 3 DeMeco Ryans, 2008
- DeMeco Ryan, 2007
- C.C. Brown, 2007
- Morlon Greenwood, 2006
- Jamie Sharper, 2002

### GAME

- 2 J.J. Watt at Arizona, 11/10/13
- DeMeco Ryans vs. Tennessee, 10/21/07

## FUMBLE RETURN YARDS

### CAREER RETURN YARDS

- 102 DeMeco Ryans, 2006-11
  - 73 Johnathan Joseph, 2010-15
  - 68 J.J. Watt, 2011-16
  - 66 Antwan Peek, 2003-06
  - 60 Charlie Anderson, 2004-07
- ### LONGEST FUMBLE RETURN
- 66 Antwan Peek at Jacksonville, 12/26/04 (TD)
  - 60 Charlie Anderson at Chicago, 12/19/04 (TD)
  - 58 DeMarcus Faggins at Oakland, 12/3/06 (TD)

## FUMBLES RETURNED FOR TOUCHDOWNS

### CAREER

- 1 14 times, last by Quintin Demps, 2015

### SEASON

- 1 14 times, last by Quintin Demps, 2015

### GAME

- 1 14 times, last by Quintin Demps, 33 yards at Tennessee, 12/27/15

## SCORING

### SEASONS LEADING TEAM

- 8 Kris Brown, 2002-09
- 2 Neil Rackers, 2010-11
- 2 Randy Bullock, 2013-14

### CONSECUTIVE SEASONS LEADING TEAM

- 8 Kris Brown, 2002-09
- 2 Neil Rackers, 2010-11
- 2 Randy Bullock, 2013-14

## POINTS

### CAREER

- 767 Kris Brown, 2002-09
- 410 Arian Foster, 2009-14
- 388 Andre Johnson, 2003-14
- 259 Neil Rackers, 2010-11
- 252 Randy Bullock, 2012-15

### SEASON

- 138 Shayne Graham, 2012
- 135 Neil Rackers, 2011
- 130 Randy Bullock, 2014
- 124 Neil Rackers, 2010
- 124 Kris Brown, 2008

### POINTS, NO TOUCHDOWNS, SEASON

- 138 Shayne Graham, 2012
- 135 Neil Rackers, 2011
- 130 Randy Bullock, 2014
- 124 Kris Brown, 2008
- 124 Neil Rackers, 2010

### POINTS, NO TOUCHDOWNS, CAREER

- 767 Kris Brown, 2002-09
- 259 Neil Rackers, 2010-11
- 253 Randy Bullock, 2013-15

### SEASONS, 100 OR MORE POINTS

- 4 Kris Brown, 2005, 2007-09
- 2 Randy Bullock, 2013-14
- Arian Foster, 2010, 2012
- Neil Rackers, 2010-11
- 1 Shayne Graham, 2012

### SEASON, ROOKIE

- 60 Steve Slaton, 2008
- 48 Domanick Williams#, 2003
- 30 Owen Daniels, 2006
- 24 Andre Johnson, 2003
- Wali Lundy, 2006

### GAME

- 19 Randy Bullock vs. Baltimore, 12/21/14
- 18 Arian Foster at Tennessee, 10/26/14
- Ben Tate vs. New England, 12/1/13
- Andre Johnson vs. Indianapolis, 11/3/13
- Arian Foster at Tennessee, 10/23/11
- Arian Foster vs. Indianapolis, 9/12/10
- Ryan Moats at Buffalo, 11/1/09

### GAME, OPPONENT

- 26 Rob Bironas vs. Tennessee, 10/21/07
- 24 Shaun Alexander at Seattle, 10/16/05

### CONSECUTIVE GAMES SCORING

- 99 Kris Brown, 12/14/03 – 1/3/10
- 35 Randy Bullock, 9/9/13 – 9/27/15
- 32 Neil Rackers, 9/12/10 – 1/1/12
- 28 Kris Brown, 9/8/02 – 11/30/03
- 16 Shayne Graham, 9/9/12 – 12/30/12
- 15 Nick Novak, 10/4/15 – 9/18/16
- 11 Arian Foster, 12/18/11 – 11/11/12

# INDIVIDUAL RECORDS

## SCORING (CONT.)

### TOUCHDOWNS

#### SEASONS LEADING TEAM

- 4 Andre Johnson, 2006-07, 2009, 2013
- Arian Foster, 2010-12, 2014
- 3 Domanick Williams#, 2003-05

#### CONSECUTIVE SEASONS LEADING TEAM

- 3 Arian Foster, 2010-12
- Domanick Williams#, 2003-05
- 2 Andre Johnson, 2006-07

#### CAREER

- 68 Arian Foster, 2009-15
- 64 Andre Johnson, 2003-14
- 29 Owen Daniels, 2006-13
- 28 Domanick Williams#, 2003-05
- 25 Kevin Walter, 2007-12

#### SEASON

- 18 Arian Foster, 2010
- 17 Arian Foster, 2012
- 14 Domanick Williams#, 2004
- 13 Arian Foster, 2014
- 12 Arian Foster, 2011
- 11 DeAndre Hopkins, 2015

#### SEASON, ROOKIE

- 10 Steve Slaton, 2008
- 8 Domanick Williams#, 2003
- 5 Owen Daniels, 2006

#### GAME

- 3 Arian Foster at Tennessee, 10/26/14
- Ben Tate vs. New England, 12/1/13
- Andre Johnson vs. Indianapolis, 11/3/13
- Arian Foster at Tennessee, 10/23/11
- Arian Foster vs. Indianapolis, 9/12/10
- Ryan Moats at Buffalo, 11/1/09

#### GAME, OPPONENT

- 4 Shaun Alexander at Seattle, 10/16/05
- 3 11 times, last by D.Freeman at Atlanta, 10/4/15

#### GAME, ROOKIE

- 2 10 times, last by J.Strong vs. Indianapolis, 10/8/15

#### GAME, OPPONENT, ROOKIE

- 3 Devonta Freeman at Atlanta, 10/4/15

#### CONSECUTIVE GAMES SCORING TOUCHDOWNS

- 11 Arian Foster, 12/18/11 - 11/11/12
- 9 Domanick Williams#, 11/7/04 - 1/2/05
- 7 Arian Foster, 10/5/14-12/7/14
- 6 Arian Foster, 10/23/11 - 12/4/11
- 5 Arian Foster, 10/17/10 - 11/14/10

### POINTS AFTER TOUCHDOWNS

#### SEASONS LEADING TEAM

- 8 Kris Brown, 2002-09
- 2 Neil Rackers, 2010-11
- 2 Randy Bullock, 2013-14

#### ATTEMPTED, CAREER

- 253 Kris Brown, 2002-09
- 83 Neil Rackers, 2010-11
- 72 Randy Bullock, 2013-15

#### ATTEMPTED, SEASON

- 45 Shayne Graham, 2012
- 44 Kris Brown, 2009
- 43 Neil Rackers, 2010
- 40 Randy Bullock, 2014
- Neil Rackers, 2011
- Kris Brown, 2007

#### ATTEMPTED, GAME

- 6 Randy Bullock vs. Tennessee, 11/30/14
- Kris Brown vs. Jacksonville, 12/30/07

#### ATTEMPTED, GAME, OPPONENT

- 7 Mike Vanderjagt at Indianapolis, 11/14/04
- 6 Andrew Franks at Miami, 10/25/15
- Matt Boshier at Atlanta, 10/4/15
- Stephen Gostkowski at New England, 12/10/12
- Mason Crosby vs. Green Bay, 10/14/12
- Lawrence Tynes vs. Kansas City, 11/20/05
- Josh Brown at Seattle, 10/16/05
- Morten Anderson vs. Kansas City, 9/21/03

#### CONSECUTIVE POINTS AFTER TOUCHDOWN, CAREER

- 132 Kris Brown, 11/5/06 - 1/3/10
- 116 Kris Brown, 9/8/02 - 10/29/06
- 69 Neil Rackers, 9/12/10 - 11/6/11
- 66 Randy Bullock, 9/9/13-12/28/14

#### POINTS AFTER TOUCHDOWN PERCENTAGE, CAREER (250 ATTEMPTS)

- 99.2 Kris Brown, 2002-09 (251-253)

### TWO-POINT CONVERSIONS

#### TWO-POINT CONVERSIONS, CAREER

- 2 Andre Johnson, 2003-14

#### TWO-POINT CONVERSIONS, SEASON

- 1 15 times, last by Jonathan Grimes, 2015

#### TWO-POINT CONVERSION, GAME

- 1 15 times, last by J.Grimes, at Buffalo, 1206/15

#### TWO-POINT CONVERSION, GAME, OPPONENT

- 2 Lance Moore at New Orleans, 9/25/11

### FIELD GOALS

#### SEASONS LEADING TEAM

- 8 Kris Brown, 2002-09
- 2 Neil Rackers, 2010-11
- 2 Randy Bullock, 2013-14

#### CONSECUTIVE SEASONS LEADING TEAM

- 8 Kris Brown, 2002-09
- 2 Neil Rackers, 2010-11
- 2 Randy Bullock, 2013-14

#### ATTEMPTED, CAREER

- 223 Kris Brown, 2002-09
- 76 Randy Bullock, 2013-15
- 68 Neil Rackers, 2010-11

#### ATTEMPTED, SEASON

- 38 Shayne Graham, 2012
- Neil Rackers, 2011
- 35 Randy Bullock, 2014
- Randy Bullock, 2013
- 34 Kris Brown, 2005
- 33 Kris Brown, 2008

#### ATTEMPTED, GAME

- 7 Kris Brown at Miami, 9/7/03
- 6 Randy Bullock vs. Baltimore, 12/21/14
- Shayne Graham vs. Indianapolis, 12/16/12

#### FIELD GOALS, CAREER

- 172 Kris Brown, 2002-09
- 61 Randy Bullock, 2013-15
- 59 Neil Rackers, 2010-11

#### FIELD GOALS, SEASON

- 32 Neil Rackers, 2011
- 31 Shayne Graham, 2012
- 30 Randy Bullock, 2014
- 29 Kris Brown, 2008
- 27 Neil Rackers, 2010

#### FIELD GOALS, GAME

- 6 Randy Bullock vs. Baltimore, 12/21/14
- 5 Shayne Graham vs. Indianapolis, 12/16/12
- Kris Brown vs. Miami, 10/7/07
- Kris Brown at Baltimore, 12/4/05
- Kris Brown at Miami, 9/7/03

#### FIELD GOALS, GAME, OPPONENT

- \*8 Rob Bironas vs. Tennessee, 10/21/07
- 5 Billy Cundiff at Baltimore, 10/16/11
- Rian Lindell at Buffalo, 9/11/05
- Phil Dawson vs. Cleveland, 1/2/05

#### CONSECUTIVE GAMES SCORING FIELD GOALS

- 19 Randy Bullock - 9/22/13 - 10/5/14
- 15 Neil Rackers, 11/1/10 - 10/9/11
- 10 Kris Brown, 11/13/05 - 9/17/06
- 9 Kris Brown, 10/25/09 - 12/27/09
- Kris Brown, 9/8/02 - 11/10/02

#### CONSECUTIVE FIELD GOALS MADE

- 18 Neil Rackers, 12/13/10 - 10/2/11
- 16 Randy Bullock, 9/22/13 - 9/14/14
- 15 Kris Brown, 12/3/06 - 9/30/07
- Kris Brown, 9/7/08 - 11/23/08
- 13 Shayne Graham, 9/9/12 - 10/21/12
- Neil Rackers, 10/3/10 - 12/2/10

#### LONGEST FIELD GOAL

- 57 Neil Rackers at Denver, 12/26/10
- Kris Brown vs. Miami, 10/7/07
- 56 Kris Brown at Indianapolis, 11/8/09
- 55 Randy Bullock vs. Buffalo, 9/28/14

#### LONGEST FIELD GOAL, OPPONENT

- 58 Kyle Brindza vs. Tampa Bay, 9/27/15
- 57 Kai Forbath vs. New Orleans 11/29/15
- 56 Blair Walsh vs. Minnesota, 12/23/12

#### FIELD GOAL PERCENTAGE, CAREER (100 ATTEMPTS)

- 77.1 Kris Brown, 2002-09

#### FIELD GOAL PERCENTAGE, SEASON

- 90.0 Neil Rackers, 2010
- 87.9 Kris Brown, 2008
- 86.2 Kris Brown, 2007
- 85.7 Nick Novak, 2015

#### MOST FIELD GOALS, NO MISSES, GAME

- 6 Randy Bullock vs. Baltimore, 12/21/14
- 5 Kris Brown vs. Miami, 10/7/07
- Kris Brown at Baltimore, 12/4/05
- 4 Neil Rackers at New Orleans, 9/25/11
- Kris Brown vs. Tennessee, 10/9/05

#### MOST FIELD GOALS, NO MISSES, GAME, OPPONENT

- 8 Rob Bironas vs. Tennessee, 10/21/07
- 5 Rian Lindell at Buffalo, 9/11/05
- Phil Dawson vs. Cleveland, 1/2/05

#### MOST FIELD GOALS, 50 OR MORE YARDS, CAREER

- 14 Kris Brown, 2002-09
- 7 Neil Rackers, 2010-11
- 5 Randy Bullock, 2013-14

#### MOST FIELD GOALS, 50 OR MORE YARDS, SEASON

- 5 Kris Brown, 2007
- 4 Randy Bullock, 2014
- Shayne Graham, 2012
- Neil Rackers, 2011
- 3 Neil Rackers, 2010

#### MOST FIELD GOALS, 50 OR MORE YARDS, GAME

- \*3 Kris Brown vs. Miami, 10/7/07
- 2 Nick Novak vs. Jacksonville, 1/3/16
- Neil Rackers at Denver, 12/26/10
- Randy Bullock vs. Buffalo, 9/28/14

\*NFL record

## SCORING (CONT.)

### SAFETIES

#### CAREER

- 1 J.J. Watt, 2011-16
- Joe Mays, 2013
- Connor Barwin, 2009-12
- Zac Diles, 2007-10, 2014
- Brian Cushing, 2009-16
- Seth Payne, 2002-06
- Jimmy McClain, 2002

#### SEASON

- 1 J.J. Watt, 2014
- Joe Mays, 2013
- Connor Barwin, 2012
- Brian Cushing, 2009
- Seth Payne, 2002
- Jimmy McClain, 2002

#### GAME

- 1 J.J. Watt vs. Jacksonville, 12/28/14
- Joe Mays vs. Tennessee, 9/15/13
- Connor Barwin vs. Baltimore, 10/21/12
- Zac Diles at Jacksonville, 12/6/09
- Brian Cushing vs. Oakland, 10/4/09
- Jimmy McClain vs. Baltimore, 12/15/02
- Seth Payne vs. Dallas, 9/2/02

#### GAME, OPPONENT

- 1 Geno Atkins vs. Cincinnati, 11/23/14
- Cory Redding at Indianapolis, 12/15/13
- Elvis Dumervil at Denver, 9/23/12

## SERVICE

### SEASONS

- 12 Andre Johnson, 2003-14
- 9 Duane Brown 2008-16
- 8 Owen Daniels, 2006-13
- 8 Chester Pitts, 2002-09
- 8 Kris Brown, 2002-09
- 8 Brian Cushing, 2009-16
- 7 Kevin Walter, 2006-12
- 7 Matt Schaub, 2007-13
- 7 Chris Myers, 2008-14
- 7 Jon Weeks, 2010-16
- 7 Kareem Jackson, 2010-16

### GAMES PLAYED

- 169 Andre Johnson, 2003-14
- 128 Kris Brown, 2002-09
- 126 Duane Brown, 2008-16
- 114 Chester Pitts, 2002-09
- 112 Chris Myers, 2008-14
- 109 Kevin Walter, 2006-12

### CONSECUTIVE GAMES PLAYED

- 128 Kris Brown, 2002-09
- 114 Chester Pitts, 2002-09
- 112 Chris Myers, 2008-14
- 106 Jon Weeks, 2010-16
- 91 Eric Winston, 2006-11
- 83 Steve McKinney, 2002-07

### STARTS

- 169 Andre Johnson, 2003-14
- 126 Duane Brown, 2008-16
- 114 Chester Pitts, 2002-09
- 112 Chris Myers, 2008-14
- 96 Owen Daniels, 2006-13

### CONSECUTIVE STARTS

- 114 Chester Pitts, 2002-09
- 112 Chris Myers, 2008-14
- 86 Eric Winston, 2006-11
- 83 J.J. Watt, 2011-16
- 77 Mario Williams, 2006-10
- 73 DeMeco Ryans, 2006-10

# TEAM RECORDS

## WIN-LOSS RECORDS

### WIN-LOSS RECORDS

Year	W	L	T	Pct.
2002	4	12	0	.250
2003	5	11	0	.313
2004	7	9	0	.438
2005	2	14	0	.125
2006	6	10	0	.375
2007	8	8	0	.500
2008	8	8	0	.500
2009	9	7	0	.563
2010	6	10	0	.375
2011	10	6	0	.625
2012	12	4	0	.750
2013	2	14	0	.125
2014	9	7	0	.563
2015	9	7	0	.563
2016	6	4	0	.600
<b>Totals</b>	<b>103</b>	<b>131</b>	<b>0</b>	<b>.440</b>

### HOME

Year	W	L	T	Pct.
2002	2	6	0	.250
2003	3	5	0	.375
2004	3	5	0	.375
2005	2	6	0	.250
2006	4	4	0	.500
2007	6	2	0	.750
2008	6	2	0	.750
2009	4	4	0	.500
2010	4	4	0	.500
2011	5	3	0	.625
2012	6	2	0	.750
2013	1	7	0	.125
2014	5	3	0	.625
2015	5	3	0	.625
2016	5	0	0	1.000
<b>Totals</b>	<b>61</b>	<b>56</b>	<b>0</b>	<b>.521</b>

### ROAD

Year	W	L	T	Pct.
2002	2	6	0	.250
2003	2	6	0	.250
2004	4	4	0	.500
2005	0	8	0	.000
2006	2	6	0	.250
2007	2	6	0	.250
2008	2	6	0	.250
2009	5	3	0	.625
2010	2	6	0	.250
2011	5	3	0	.625
2012	6	2	0	.750
2013	1	7	0	.125
2014	4	4	0	.500
2015	4	4	0	.500
2016	1	4	0	.200
<b>Totals</b>	<b>42</b>	<b>75</b>	<b>0</b>	<b>.360</b>

### GAMES WON

#### CONSECUTIVE GAMES WON

- 7 10/23/11 - 12/11/11
- 6 10/21/12 - 12/2/12
- 12/13/09 - 9/19/10 (over two seasons)
- 5 12/20/15 - 9/18/16
- 9/9/12 - 10/8/12
- 4 11/1/15 - 11/29/15
- 11/23/08 - 12/14/08
- 12/24/06 - 9/16/07 (over two seasons)

#### GAMES WON, SEASON

- 12 2012
- 10 2011
- 9 2009, 2014, 2015
- 8 2007, 2008

#### CONSECUTIVE GAMES WON, SINGLE SEASON

- 7 10/23/11 - 12/11/11
- 6 10/21/12 - 12/2/12
- 5 9/9/12 - 10/8/12
- 4 11/1/15 - 11/29/15
- 12/13/09 - 1/3/10
- 11/23/08 - 12/14/08

#### CONSECUTIVE GAMES WON, START OF SEASON

- 5 2012
- 2 2007, 2010, 2011, 2013, 2014, 2016

#### CONSECUTIVE GAMES WON, END OF SEASON

- 4 2009
- 3 2015
- 2 2006, 2014

#### CONSECUTIVE HOME GAMES WON

- 6 1/3/16 - 10/30/16 (current)
- 4 10/21/12 - 12/16/12
- 11/18/07 - 12/30/07

#### CONSECUTIVE ROAD GAMES WON

- 6 9/16/12 - 12/2/12
- 4 12/20/09 - 10/3/10
- 10/23/11 - 12/11/11
- 3 10/26/14 - 12/7/14

#### SHUTOUT GAMES WON, SEASON

- 1 2010: 20-0 vs. Tennessee, 11/28/10
- 2004: 21-0 at Jacksonville, 12/26/04

### WIN-LOSS RECORDS

#### CONSECUTIVE GAMES LOST

- 14 9/22/13 - 12/29/13
- 7 1/2/05 - 10/23/05
- 6 11/6/05 - 12/11/05
- 12/7/03 - 9/19/04
- 12/24/05 - 9/26/06
- 9/15/02 - 10/20/02

#### GAMES LOST, SEASON

- 14 2013
- 2005
- 12 2002
- 11 2003

#### CONSECUTIVE GAMES LOST, SEASON

- 14 9/22/13 - 12/29/13
- 6 11/6/05 - 12/11/05
- 9/11/05 - 10/23/05
- 9/15/02 - 10/20/02

#### CONSECUTIVE GAMES LOST, START OF SEASON

- 6 2005
- 4 2008
- 2 2004, 2006, 2015

#### CONSECUTIVE GAMES LOST, END OF SEASON

- 14 2013
- 4 2003
- 3 2002, 2011

#### CONSECUTIVE HOME GAMES LOST

- 7 9/22/13 - 12/1/13
- 5 12/24/04 - 10/23/05
- 4 9/22/02 - 11/17/02

#### CONSECUTIVE ROAD GAMES LOST

- 12 9/11/05 - 11/5/06
- 7 9/22/13 - 12/29/13
- 6 11/1/10 - 12/26/10

#### SHUTOUT GAMES LOST, SEASON

- 2 2003: 27-0 at Jacksonville, 12/7/03

## SCORING

### TOUCHDOWNS

#### MOST, SEASON

- 46 2012
- 2009
- 44 2010
- 43 2007
- 41 2011

#### FEWEST, SEASON

- 22 2002
- 26 2005
- 28 2013
- 29 2003
- 30 2006

#### MOST, GAME

- 6 vs. Tennessee, 11/30/14
- vs. Jacksonville, 12/30/07
- 5 9 times, last vs. Jacksonville (OT), 11/18/12

#### MOST ALLOWED, SEASON

- 52 2010
- 50 2005
- 48 2013
- 45 2008
- 43 2007

#### MOST ALLOWED, GAME

- 7 2x, last: at Atlanta, 10/4/15
- 6 6 times, last at Miami, 10/25/15

#### FEWEST ALLOWED, SEASON

- 27 2011
- 36 2014
- 37 2015
- 38 2012
- 39 2009

#### FEWEST ALLOWED, GAME

- 0 17 times, last vs. Jacksonville, 1/3/16

### POINTS SCORED

#### MOST SCORED, SEASON

- 416 2012
- 390 2010
- 388 2009
- 381 2011
- 379 2007

#### MOST SCORED, GAME

- 45 vs. Tennessee, 11/30/14
- 43 vs. Jacksonville (OT), 11/18/12
- vs. Baltimore, 10/21/12
- 42 vs. Jacksonville, 12/30/07
- 41 at Tennessee, 10/23/11

#### FEWEST POINTS SCORED, SEASON

- 213 2002
- 255 2003
- 260 2005
- 267 2006
- 276 2013

#### FEWEST POINTS SCORED, GAME

- 0 at Jacksonville, 12/7/03
- at New England, 9/22/16
- 3 7 times, last at Indianapolis, 12/15/13

#### MOST POINTS SCORED, SEASON, OPPONENT

- 431 2005
- 428 2013
- 427 2010
- 394 2008
- 384 2007



# TEAM RECORDS

## SCORING (CONT.)

### MOST POINTS SCORED, GAME, OPPONENT

- 49 at Indianapolis, 11/14/04
- 48 at Atlanta, 10/4/15
- 45 vs. Kansas City, 11/20/05
- 44 at Miami, 10/25/15
- 43 at Indianapolis, 9/17/06

### FEWEST POINTS SCORED, SEASON, OPPONENT

- 278 2011
- 307 2014
- 313 2015
- 331 2012
- 333 2009

### FEWEST POINTS SCORED, GAME, OPPONENT

- 0 vs. Tennessee, 11/28/10
- 0 at Jacksonville, 12/26/04
- 3 vs. Kansas City, 9/9/07
- 5 at Chicago, 12/19/04
- 6 13 times, last vs. Jacksonville, 1/3/16

### MOST POINTS, SHUTOUT VICTORY, GAME

- 21 at Jacksonville, 12/26/04
- 20 vs. Tennessee, 11/28/10

### FEWEST POINTS, SHUTOUT VICTORY, GAME

- 20 vs. Tennessee, 11/28/10
- 21 at Jacksonville, 12/26/04

### MOST POINTS, GAME, BOTH TEAMS

- 80 Texans 43 vs. Jacksonville, 37 (OT), 11/18/12
- 74 Texans 36 vs. Tennessee 38, 10/21/07
- 73 Texans 33 at New Orleans 40, 9/25/11
- 70 Texans 42 vs. Jacksonville 28, 12/30/07
- Texans 26 at Miami 44, 10/25/15
- 69 Texans 21 at Atlanta 48, 10/4/15

### FEWEST POINTS, GAME, BOTH TEAMS

- 16 Texans 10 at Cincinnati 6, 11/16/15
- Texans 3 vs. Tennessee 13, 12/29/02
- 19 Texans 13 at Chicago 6, 11/11/12
- Texans 6, vs. Jacksonville 13, 11/24/13
- Texans 3, at Tampa Bay 16, 12/14/03
- 20 Texans 20 vs. Tennessee 0, 11/28/10
- Texans 14 vs. Cleveland 6, 12/31/06

### MOST POINTS IN FIRST QUARTER

- 17 vs. Indianapolis, 9/11/11
- vs. Seattle, 12/13/09
- 14 13 times, last vs. Tennessee, 10/2/16

### MOST POINTS IN SECOND QUARTER

- 24 vs. Arizona, 12/18/05
- vs. Miami, 9/9/12
- 21 vs. Jacksonville, 12/30/07
- 20 vs. Seattle, 9/29/13
- vs. Baltimore, 10/21/12

### MOST POINTS IN THIRD QUARTER

- 17 at Tennessee, 12/27/15

### MOST POINTS IN FOURTH QUARTER

- 29 vs. Tennessee, 10/21/07
- 22 at Buffalo, 11/1/09
- 21 at Jacksonville, 10/18/15
- at Atlanta, 10/4/15
- vs. Kansas City, 10/17/10
- vs. New England, 1/3/10
- at Indianapolis, 9/17/06
- vs. Minnesota, 10/10/04

### MOST POINTS IN FIRST QUARTER, OPPONENT

- 24 vs. Indianapolis, 10/9/14
- 21 at Tennessee, 12/19/10
- at Miami, 10/25/15
- 17 at New England, 12/17/06

### MOST POINTS IN SECOND QUARTER, OPPONENT

- 24 at Pittsburgh, 10/20/14
- 21 at Atlanta, 10/4/15
- at Indianapolis, 12/23/07
- at San Diego, 10/28/07
- vs. Kansas City, 11/20/05

### MOST POINTS IN THIRD QUARTER, OPPONENT

- 21 vs. St. Louis, 10/13/13
- at Indianapolis, 11/14/04
- 17 at Cleveland, 10/20/02

### MOST POINTS IN FOURTH QUARTER, OPPONENT

- 23 at New Orleans, 9/25/11
- 22 vs. Baltimore, 11/9/08
- 21 5 times, last vs. Denver, 12/23/13

### MOST POINTS IN FIRST QUARTER, BOTH TEAMS

- 24 Texans 0, vs. Colts 24, 10/9/14
- Texans 10, vs. San Diego 14, 11/7/10
- 21 7 times, last: Texans 0, at Miami 21, 10/25/15

### MOST POINTS IN SECOND QUARTER, BOTH TEAMS

- 31 Texans 24, vs. Arizona 7, 12/18/05
- 30 Texans 6, at Pittsburgh 24, T10/20/14
- 28 5 times, last Texans 14, at Detroit 14, 11/22/12

### MOST POINTS IN THIRD QUARTER, BOTH TEAMS

- 28 Texans 7, at Indianapolis 21, 11/14/04
- 27 Texans 10, at Cleveland 17 10/20/02
- 21 8 times, last Texans 14, vs. N.Y. Jets 7, 11/22/15

### MOST POINTS IN FOURTH QUARTER, BOTH TEAMS

- 37 Texans 14, at New Orleans 23, 9/25/11
- 35 Texans 29, vs. Tennessee 6, 10/21/07
- 34 Texans 13, at Indianapolis 21, 9/17/06
- 30 Texans 20, at N.Y. Jets 10, 11/21/10
- 29 Texans 8, at Jacksonville 21, 10/14/07

### CONSECUTIVE GAMES SCORING A TOUCHDOWN

- 105 10/22/06 through 12/16/12
- 30 12/22/13 through 12/06/15
- 29 12/21/03 through 11/27/05
- 12 9/7/03 through 11/30/03

### CONSECUTIVE GAMES SCORING

- 197 12/14/03 – 9/18/16
- 28 9/8/02 – 11/30/03

### CONSECUTIVE QUARTERS HELD SCORELESS

- 7 4th quarter vs. Atlanta, 11/30/03, through 2nd quarter at Tampa Bay, 12/14/03
- 4 4 times, last 1st quarter at New England, 9/22/16 through 4th quarter at New England, 9/22/16

### CONSECUTIVE QUARTERS HELD SCORELESS, OPPONENTS

- 5 3rd quarter at Indianapolis, 12/20/15, through 3rd quarter at Tennessee, 12/27/15
- 5 2nd quarter vs. Washington, 9/7/14, through 4th quarter at Oakland, 9/14/14
- 5 3rd quarter vs. Jacksonville, 1/2/11, through 3rd quarter vs. Indianapolis, 9/11/11

### CONSECUTIVE QUARTERS HELD WITHOUT A TOUCHDOWN, OPPONENTS

- 13 vs. Indianapolis, 12/12/04 through vs. Cleveland, 1/2/05
- 12 at Miami, 10/25/15 through vs. N.Y. Jets, 11/22/15
- 9 vs. Baltimore, 10/21/12 through at Chicago, 11/11/12

### MOST POINTS BY HALF

- FIRST HALF
  - 34 vs. Indianapolis, 9/11/11
  - 29 vs. Baltimore, 10/21/12
  - 27 at Miami, 12/27/09

### SECOND HALF

- 29 vs. Tennessee, 10/21/07
- 28 vs. Kansas City, 10/17/10
- vs. Minnesota, 10/10/04
- 26 at Miami, 10/25/15
- 25 at Buffalo, 11/1/09
- 24 vs. Tennessee, 9/30/12

### MOST POINTS BY HALF, OPPONENT

- FIRST HALF
  - 41 at Miami, 10/25/15
  - 35 at San Diego, 10/28/07
  - 31 vs. Kansas City, 11/20/05
  - 28 at Atlanta, 10/4/15
  - 27 vs. Kansas City, 9/13/15
  - vs. Indianapolis, 10/9/14
  - at New England, 12/17/06

### SECOND HALF

- 31 at Dallas, 10/15/06
- 30 at New Orleans, 9/25/11
- 29 vs. Baltimore, 11/9/08
- 28 4 times, last vs. Indianapolis, 11/29/09

### MOST POINTS BY HALF, BOTH TEAMS

- FIRST HALF
  - 48 Texans 24, at Tennessee 24, 9/20/09
  - 41 Texans 0, at Miami 41, 10/25/15
  - 41 Texans 14, vs. Indianapolis 27, 10/9/14
  - 38 Texans 21, vs. Jacksonville 17, 9/27/09
  - Texans 3, at San Diego 35, 10/28/07
  - Texans 7, vs. Kansas City 31, 11/20/05

### SECOND HALF

- 47 Texans 17 at New Orleans 30, 9/25/11
- 45 Texans 28 vs. Kansas City 17, 10/17/10
- 45 Texans 29 vs. Tennessee 16, 10/21/07
- 44 Texans 21 at Indianapolis 23, 9/17/06

### EXTRA POINTS

#### SEASON

- 45 2012
- 43 2010
- 2009
- 40 2014
- 2007

#### GAME

- 6 vs. Tennessee, 11/30/14
- vs. Jacksonville, 12/30/07
- 5 5 times, last vs. Baltimore, 10/21/12

#### SEASON, OPPONENT

- 50 2010
- 47 2005
- 46 2013
- 43 2008
- 42 2007

#### GAME, OPPONENT

- 7 at Indianapolis, 11/14/04
- 6 6 times, last at Atlanta, 10/4/15

### TWO-POINT CONVERSIONS

#### SEASON

- 3 2007
- 2 2015
- 2006
- 2002

#### GAME

- 1 15 times, last at Buffalo, 12/06/15

# TEAM RECORDS

## SCORING (CONT.)

### DEFENSIVE TOUCHDOWNS

#### SEASON

5 2014, 2004  
4 2012  
3 2015, 2009, 2002

#### GAME

2 vs. Tennessee, 9/30/12  
at Pittsburgh, 12/8/02

### SCORING MARGIN

#### MARGIN OF VICTORY

34 at Tennessee, 10/23/11  
30 vs. Baltimore, 10/21/12  
29 vs. Cincinnati, 10/26/08  
28 at Tennessee, 12/27/15  
28 at Tampa Bay, 11/13/11

#### MARGIN OF DEFEAT

35 at Indianapolis, 11/14/04  
vs. Cincinnati, 11/03/02  
33 at New England, 12/17/06  
32 at Seattle, 10/16/05  
31 at San Francisco, 10/6/13

#### COMEBACK VICTORIES (POINTS BEHIND)

21 at San Diego, 9/9/13, 31-28 final  
18 vs. Tennessee, 11/28/04, 31-21 final  
17 at Washington, 9/19/10, 30-27 final (OT)  
14 5 times, last vs. Indianapolis, 10/16/16,  
26-23 final (OT)

#### LARGEST DEFICIT OVERCOME

25 vs. Tennessee, 10/21/07, down 32-7, 36-38 final  
21 at San Diego, 9/9/13, down 28-7, 31-28 final  
vs. Baltimore, 12/13/10, down 21-0 and 28-7,  
28-34 final (OT)  
at Arizona, 10/11/09, down 21-0, 21-28 final  
vs. Minnesota, 10/10/04, down 21-0, 28-34  
final (OT)  
vs. Tennessee, 11/28/04, down 21-3, 31-21 final

#### LARGEST LEAD BEFORE OPPONENT SCORES

34 at Tennessee, 12/27/15  
34 vs. Indianapolis, 9/11/11  
27 at Oakland, 9/14/14  
at Tennessee, 10/23/11  
24 vs. Tennessee, 11/30/14  
vs. Seattle, 12/13/09

### SCORING DRIVES

#### LONGEST SCORING DRIVE (YARDS)

99 vs. Baltimore, 12/13/10, 15 plays, TD  
at Jacksonville, 10/18/15, 16 plays, TD  
98 at Tennessee, 10/26/14, 11 plays, TD  
vs. Tennessee, 10/21/07, 7 plays, TD  
at Tennessee, 10/12/03, 2 plays, TD  
97 at Denver, 9/23/12, 14 plays, TD  
at Detroit, 11/22/12, 15 plays, TD

#### LONGEST SCORING DRIVE (PLAYS)

19 vs. Pittsburgh, 10/2/11, 95 yards, TD  
vs. Atlanta, 12/4/11, 85 yards, TD  
18 at N.Y. Giants, 11/5/06, 80 yards, TD  
17 at Jacksonville, 9/6/12, 80 yards, TD  
16 12 times, last vs. N.Y. Jets, 11/22/15, 88 yds, FG

#### LONGEST SCORING DRIVE (TIME)

10:55 vs. Pittsburgh, 10/2/11, 19 plays, 95 yards, TD  
10:41 vs. Atlanta, 12/4/11, 19 plays, 85 yards, TD  
10:26 vs. Kansas City, 9/9/07, 15 plays, 65 yards, FG  
10:08 vs. Detroit, 10/19/08, 15 plays, 79 yards, TD  
9:29 vs. Indianapolis, 12/24/06, 15 plays, 51 yards, FG

#### SHORTEST SCORING DRIVE (YARDS)

-12 at Tennessee, 9/21/08, 4 plays, FG  
-10 vs. Miami, 9/9/12, 4 plays, FG  
-5 at Pittsburgh, 12/8/02, 4 plays, FG  
-4 at Pittsburgh, 9/7/08, 4 plays, FG  
-3 at Oakland, 12/3/06, 4 plays, FG  
-1 at Jacksonville, 11/27/11, 4 plays, FG  
vs. Jacksonville, 9/28/03, 4 plays, FG

#### SHORTEST SCORING DRIVE (PLAYS)

1 15 times, last vs. Tennessee, 11/30/14, 70 yds, TD

#### SHORTEST SCORING DRIVE (TIME)

0:02 vs. Cleveland, 11/6/11, 1 play, 0 yards, FG  
0:04 vs. San Diego, 11/7/10, 1 play, 8 yards, TD  
vs. Jacksonville, 12/1/08, 1 play, 7 yards, TD  
at Denver, 11/7/04, 1 play, 1 yard, TD  
0:07 vs. Jacksonville, 12/1/08 1 play, 40 yards, TD  
0:09 at N.Y. Jets, 11/21/10, 1 play, 43 yards, TD

## TOTAL OFFENSE

#### MOST NET YARDS GAINED, SEASON

6,186 2010  
6,129 2009  
6,113 2008  
5,954 2011  
5,953 2012

#### MOST NET YARDS GAINED, GAME

653 vs. Jacksonville (OT), 11/18/12  
549 at Green Bay, 12/7/08  
526 at Washington (OT), 9/19/10  
518 at Tennessee, 10/23/11  
501 at Detroit (OT), 11/22/12

#### FEWEST NET YARDS GAINED, SEASON

3,572 2002  
4,053 2005  
4,306 2003  
4,465 2006  
5,128 2004

#### FEWEST NET YARDS GAINED, GAME

47 at Pittsburgh, 12/8/02  
107 at Tampa Bay, 12/14/03  
118 at San Diego, 9/15/02  
120 at Buffalo, 9/11/05  
124 at Oakland, 12/3/06  
at Jacksonville, 12/7/03

#### MOST NET YARDS ALLOWED, SEASON

6,082 2003  
6,031 2010  
5,824 2005  
5,571 2014  
5,507 2007

#### MOST NET YARDS ALLOWED, GAME

535 at Tennessee, 10/12/03  
525 at Detroit (OT), 11/22/12  
515 at Indianapolis, 9/17/06  
511 vs. Denver, 12/22/13  
510 vs. Minnesota (OT), 10/10/04

#### FEWEST NET YARDS ALLOWED, SEASON

4,571 2011  
5,081 2013  
5,172 2012  
5,198 2009  
5,230 2002

#### FEWEST NET YARDS ALLOWED, GAME

117 at Jacksonville, 9/16/12  
126 at Jacksonville, 12/26/04  
148 at Tennessee, 10/23/11  
162 vs. Tennessee, 11/28/10  
165 vs. Oakland, 10/4/09

#### MOST NET YARDS GAINED, SEASON, BOTH TEAMS

12,217 2010  
11,498 2008  
11,327 2009  
11,125 2012  
11,084 2014  
11,084 2015

#### MOST NET YARDS GAINED, GAME, BOTH TEAMS

1,098 Texans 640, vs. Jacksonville 458 (OT), 11/18/12  
1,026 Texans 501, at Detroit 525 (OT), 11/22/12  
993 Texans 458, at Tennessee 535, 10/12/03  
947 Texans 526, at Washington 421 (OT), 9/19/10  
937 Texans 549, at Green Bay 388, 12/7/08

#### FEWEST NET YARDS GAINED, SEASON, BOTH TEAMS

8,802 2002  
9,865 2006  
9,877 2005  
10,388 2003  
10,525 2011

#### FEWEST NET YARDS GAINED, GAME, BOTH TEAMS

385 Texans 118 at San Diego 267, 9/15/02  
426 Texans 124 at Oakland 302, 12/3/06  
428 Texans 198 at New England 230, 12/17/06  
436 Texans 120 at Buffalo 316, 9/11/05  
443 Texans 165 at Indianapolis 278, 12/1/02

#### MOST NET YARDS GAINED, FIRST HALF

364 vs. Seattle, 12/13/09  
324 vs. Seattle, 9/29/13  
306 at Miami, 12/27/09  
303 at Tennessee, 10/23/11  
301 at New Orleans, 9/25/11

#### MOST NET YARDS GAINED, SECOND HALF

328 at N.Y. Giants, 9/21/14  
309 vs. Tennessee, 10/21/07  
306 vs. Kansas City, 10/17/11  
301 vs. Baltimore, 12/13/10  
298 at Atlanta, 10/4/15

#### FEWEST NET YARDS GAINED, FIRST HALF

21 at Pittsburgh, 12/8/02  
24 vs. Tennessee, 10/21/07  
46 at Tampa Bay, 12/14/03  
47 at San Diego, 9/15/02  
53 at Oakland, 12/3/06

#### FEWEST NET YARDS GAINED, SECOND HALF

-4 vs. Indianapolis, 10/23/05  
26 at Pittsburgh, 12/8/02  
41 at Arizona, 11/10/13  
47 Twice, last at Jacksonville, 11/27/11  
53 vs. New England, 12/13/15

#### MOST NET YARDS ALLOWED, FIRST HALF

392 at Miami, 10/25/15  
355 vs. Denver, 12/22/13  
299 vs. Washington, 9/24/06  
297 at Arizona, 10/11/09  
292 at Indianapolis, 12/23/07

#### MOST NET YARDS ALLOWED, SECOND HALF

307 vs. New England, 12/1/13  
302 at Indianapolis, 11/16/05  
295 vs. New England, 11/23/03  
291 at Jacksonville, 11/14/10  
290 at Denver, 12/26/10

#### FEWEST NET YARDS ALLOWED, FIRST HALF

31 vs. Baltimore, 12/21/14  
43 at Jacksonville, 9/16/12  
50 vs. San Francisco, 10/25/09  
54 vs. Tennessee, 11/28/10  
57 vs. N.Y. Jets, 11/22/15

# TEAM RECORDS

## TOTAL OFFENSE (CONT.)

### FEWEST NET YARDS ALLOWED, SECOND HALF

41 at San Diego, 10/28/07  
 43 at Arizona, 10/11/09  
 46 vs. Oakland, 10/4/09  
 61 vs. Jacksonville, 10/30/11  
 65 at Jacksonville, 12/7/14  
 at Tampa Bay, 11/13/11

### MOST NET YARDS GAINED, FIRST QUARTER

185 at New Orleans, 9/25/11  
 184 at Tampa Bay, 11/13/11  
 178 vs. Indianapolis, 11/3/13  
 178 vs. Tennessee, 10/3/16  
 174 vs. Seattle, 12/13/09  
 161 vs. Baltimore, 12/21/14  
 at Oakland, 10/3/10

### MOST NET YARDS GAINED, SECOND QUARTER

207 at Tennessee, 10/23/11  
 190 vs. Seattle, 12/13/09  
 183 vs. Seattle, 9/29/13  
 179 at Miami, 12/27/09  
 174 vs. Buffalo, 10/13/02

### MOST NET YARDS GAINED, THIRD QUARTER

190 at Indianapolis, 12/30/12  
 183 at Oakland, 10/3/10  
 178 at N.Y. Giants, 9/21/14  
 175 vs. Carolina, 12/18/11  
 170 at Jacksonville, 11/14/10

### MOST NET YARDS GAINED, FOURTH QUARTER

257 at Atlanta, 10/4/15  
 253 vs. Tennessee, 10/21/07  
 203 vs. Jacksonville, 11/18/12  
 196 at Arizona, 10/11/09  
 194 vs. Baltimore, 12/13/10

### FEWEST NET YARDS GAINED, FIRST QUARTER

-5 at Indianapolis, 11/14/04  
 -3 at Buffalo, 9/11/05  
 0 at Miami, 10/25/15  
 2 vs. Indianapolis, 10/9/14  
 4 vs. Jacksonville, 11/24/13  
 at Pittsburgh, 12/8/02

### FEWEST NET YARDS GAINED, SECOND QUARTER

4 at San Francisco, 1/1/06  
 6 at San Diego, 9/15/02  
 9 vs. New England, 11/23/03  
 10 at Indianapolis, 12/22/11  
 11 at Oakland, 12/3/06

### FEWEST NET YARDS GAINED, THIRD QUARTER

0 at Arizona, 11/10/13  
 2 vs. Pittsburgh, 10/2/11  
 5 at Indianapolis, 9/17/06  
 7 at Kansas City, 9/26/04  
 10 vs. Philadelphia, 9/10/06

### FEWEST NET YARDS GAINED, FOURTH QUARTER

-17 vs. Indianapolis, 10/23/05  
 -9 at Cincinnati, 11/9/03  
 -1 at Kansas City, 10/20/13  
 4 at Jacksonville Jaguars, 11/27/11  
 8 vs. Arizona, 12/18/05  
 at Pittsburgh, 12/8/02

### MOST NET YARDS ALLOWED, FIRST QUARTER

220 vs. Buffalo, 11/19/06  
 219 at Miami, 10/25/15  
 218 vs. Indianapolis, 10/9/14  
 191 at Indianapolis, 11/8/09  
 171 vs. Pittsburgh, 9/18/05  
 170 vs. Denver, 12/22/13

### MOST NET YARDS ALLOWED, SECOND QUARTER

193 vs. Philadelphia, 9/10/06  
 185 vs. Denver, 12/22/13  
 177 vs. Tennessee, 12/21/03  
 173 at Miami, 10/25/15  
 171 at Oakland, 9/14/14  
 170 at Jacksonville, 12/6/09

### MOST NET YARDS ALLOWED, THIRD QUARTER

224 at Indianapolis, 11/16/08  
 213 vs. Oakland, 11/17/13  
 197 vs. New England, 12/1/13  
 177 at Baltimore, 10/16/11  
 170 at Denver, 12/26/10

### MOST NET YARDS ALLOWED, FOURTH QUARTER

224 vs. Indianapolis, 9/12/10  
 213 at Jacksonville, 11/14/10  
 210 vs. Green Bay, 11/21/04  
 185 at New Orleans, 9/25/11  
 176 at Carolina, 9/16/07

### FEWEST NET YARDS ALLOWED, FIRST QUARTER

-9 vs. N.Y. Jets, 9/13/03  
 -1 at Jacksonville, 12/26/04  
 1 vs. San Francisco, 10/25/09  
 3 at Oakland, 9/14/14  
 4 vs. Detroit, 10/18/08

### FEWEST NET YARDS ALLOWED, SECOND QUARTER

-2 vs. Indianapolis, 11/3/13  
 0 at Jacksonville, 9/16/12  
 11 at Carolina, 9/16/07  
 17 vs. Tennessee, 11/1/15  
 17 at New Orleans, 9/14/03

### FEWEST NET YARDS ALLOWED, THIRD QUARTER

-5 vs. Miami, 9/9/12  
 1 at Tampa Bay, 11/13/11  
 4 vs. Tennessee, 9/15/13  
 at Indianapolis, 12/30/12  
 6 at Cincinnati, 10/18/09

### FEWEST NET YARDS ALLOWED, FOURTH QUARTER

2 vs. Oakland, 11/17/13  
 at Pittsburgh, 9/7/08  
 3 vs. Dallas, 9/8/02  
 7 at Tennessee, 9/21/08  
 9 at San Diego, 9/9/13  
 at Arizona, 10/11/09

## RUSHING

### RUSHING YARDS

#### SEASON

2,448 2011  
 2,161 2014  
 2,123 2012  
 2,042 2010  
 1,882 2004

#### GAME

261 vs. Cleveland, 11/6/11  
 257 vs. Indianapolis, 9/12/10  
 249 at Oakland, 10/3/10  
 244 vs. Jacksonville, 1/2/11  
 222 at Tennessee, 10/23/11

#### FEWEST, SEASON

1,347 2002  
 1,475 2009  
 1,586 2007  
 1,651 2003  
 1,687 2006

### FEWEST, GAME

24 vs. N.Y. Giants, 10/10/10  
 25 at N.Y. Jets, 11/26/06  
 28 vs. Tennessee, 12/29/02  
 30 at Tennessee, 12/19/10  
 34 vs. Minnesota, 12/23/12  
 at Dallas, 10/15/06  
 at Buffalo, 11/16/03

### ALLOWED, SEASON

2,370 2003  
 2,303 2005  
 2,089 2002  
 1,963 2008  
 1,958 2013

### ALLOWED, GAME

320 at Seattle, 10/16/05  
 248 at Miami, 10/25/15  
 247 at Washington, 12/22/02  
 244 at Jacksonville, 10/14/07  
 240 at Tennessee, 9/20/09  
 at Cincinnati, 11/9/03

### FEWEST ALLOWED, SEASON

1,536 2011  
 1,560 2012  
 1,681 2014  
 1,711 2009  
 1,751 2010

### FEWEST ALLOWED, GAME

18 at Washington, 9/19/10  
 24 vs. Tennessee, 11/28/10  
 27 at N.Y. Jets, 11/26/06  
 30 at Tennessee, 12/27/15  
 32 vs. Jacksonville, 1/3/16

### SEASON, BOTH TEAMS

4,119 2005  
 4,021 2003  
 3,984 2011  
 3,842 2014  
 3,809 2008

### GAME, BOTH TEAMS

442 Texans 244 vs. Jacksonville 198, 1/2/11  
 387 Texans 67 at Seattle 320, 10/16/05  
 380 Texans 140 at Cincinnati 240, 11/9/03  
 367 Texans 249 at Oakland 118, 10/3/10  
 360 Texans 132 vs. Kansas City 228, 10/17/10

### FEWEST, SEASON, BOTH TEAMS

3,186 2009  
 3,411 2007  
 3,436 2002  
 3,643 2006  
 3,683 2012

### FEWEST, GAME, BOTH TEAMS

52 Texans 25, at N.Y. Jets 27, 11/26/06  
 76 Texans 58, at Washington 18, 9/19/10  
 89 Texans 45, at Arizona 44, 10/11/09  
 141 Texans 24, vs. N.Y. Giants 117, 10/10/10

### ATTEMPTS

#### SEASON

551 2014  
 546 2011  
 508 2012  
 481 2004  
 472 2015  
 437 2005

# TEAM RECORDS

## RUSHING (CONT.)

### ATTEMPTS (CONTINUED)

#### GAME

54 at Cleveland, 11/16/14  
48 at Jacksonville, 9/16/12  
47 at Tennessee, 10/23/11  
46 vs. Tampa Bay, 9/27/15  
at Oakland, 9/14/14  
44 3x, last: vs. Atlanta, 12/4/11

#### FEWEST, SEASON

414 2013  
417 2007  
421 2003  
423 2010  
424 2002

#### FEWEST, GAME

12 vs. Tennessee, 10/21/07  
13 vs. N.Y. Jets, 9/13/09  
14 at N.Y. Jets, 11/26/06  
15 vs. N.Y. Giants, 10/10/10

#### SEASON, OPPONENT

533 2003  
509 2002  
506 2005  
454 2013  
446 2006

#### GAME, OPPONENT

57 at Cincinnati, 11/9/03  
47 at San Francisco, 1/1/06  
46 at Washington, 12/22/02  
43 vs. Cincinnati, 11/23/14  
42 7 times, last at N.Y. Giants, 9/21/14

#### FEWEST, SEASON, OPPONENT

378 2011  
388 2015  
390 2012  
396 2009

#### FEWEST, GAME, OPPONENT

10 vs. New Orleans, 11/29/15  
vs. Indianapolis, 9/12/10  
11 at Tennessee, 12/27/15  
12 vs. Baltimore, 10/21/12  
vs. Tennessee, 11/28/10  
vs. Jacksonville, 10/31/04

### RUSHING AVERAGE

#### SEASON

4.83 2010  
4.48 2011  
4.27 2008  
4.21 2013  
4.18 2012

#### GAME

7.37 at Cincinnati, 11/9/03 (19-140)  
7.32 at Detroit (OT), 11/22/12 (28-205)  
7.23 vs. Buffalo, 11/19/06 (26-188)  
7.10 at Indianapolis, 11/16/08 (21-149)  
7.08 vs. Tennessee, 11/28/04 (25-177)

#### LOWEST, SEASON

3.18 2002  
3.47 2009  
3.67 2015  
3.80 2007

#### LOWEST, GAME

1.21 at Buffalo, 11/16/03 (28-34)  
1.27 vs. Tennessee, 12/29/02 (22-28)  
1.42 at Pittsburgh, 12/8/02 (26-37)  
1.60 vs. N.Y. Giants, 10/10/10 (15-24)  
1.61 vs. Buffalo, 9/28/14 (23-37)

#### SEASON, OPPONENT

4.55 2005  
4.47 2008  
4.45 2003  
4.42 2004  
4.38 2006

#### GAME, OPPONENT

9.60 at Tennessee, 9/20/09 (25-240)  
9.38 at Jacksonville, 10/14/07 (26-244)  
8.64 Jacksonville, 12/28/14 (14-121)  
7.62 at Seattle, 10/16/05 (42-320)  
7.55 at Oakland, 10/3/04 (20-151)

#### LOWEST, SEASON, OPPONENT

4.00 2014  
2012  
4.04 2010  
4.06 2011  
4.10 2002

#### LOWEST, GAME, OPPONENT

1.04 at N.Y. Jets, 11/26/06 (26-27)  
1.06 at Washington, 9/19/10 (17-18)  
2.00 vs. Tennessee, 11/28/10 (12-24)  
2.06 vs. Baltimore, 12/21/14 (16-33)  
2.08 at Chicago, 12/19/04 (26-54)

### RUSHING TOUCHDOWNS

#### SEASON

20 2010  
19 2012  
18 2011  
16 2008  
2004

#### GAME

4 vs. New England, 12/1/13  
3 13 times, last at Jacksonville, 12/7/14

#### SEASON, OPPONENT

21 2005  
18 2008  
17 2009  
16 2010  
2006

#### GAME, OPPONENT

5 at Seattle, 10/16/05  
4 at Atlanta, 10/4/15  
vs. Jacksonville, 9/27/09  
vs. Jacksonville, 12/24/05

### 100-YARD RUSHING GAMES BY AN INDIVIDUAL

#### SEASON

11 2011  
8 2014  
2010  
7 2012  
5 2008  
2004

#### SEASON, OPPONENT

10 2005  
7 2004  
2003  
6 2007  
5 2008  
2002

### CONSECUTIVE GAMES WITH A RUSHING TOUCH-DOWN

#### TEXANS

7 at Oakland 10/3/10, through at N.Y. Jets 11/21/10  
vs. Tennessee 11/28/04, through at Buffalo 9/11/05  
6 at Tennessee 10/23/11, through vs. Atlanta 12/4/11  
5 vs. Tennessee 9/30/12, through vs. Buffalo 11/4/12  
vs. Carolina 12/18/11, through at Jacksonville 9/16/12  
at Oakland 12/3/06, through vs. Cleveland 12/31/06

#### OPPONENT

6 at Pittsburgh 9/7/08, through vs. Detroit, 10/19/08  
5 at Philadelphia 12/2/10, through vs. Jacksonville 1/2/11  
at Washington 9/19/10 through vs. Kansas City 10/17/10  
at Buffalo, 11/1/09 through at Jacksonville, 12/6/09  
at Dallas 10/15/06, through at Jacksonville 11/12/06  
at Jacksonville 11/6/05, through at Baltimore 12/4/05  
at New Orleans 9/14/03, through vs. N.Y. Jets 10/19/03

## PASSING

### NET YARDS PASSING

#### MOST, SEASON

4,654 2009  
4,267 2008  
4,144 2010  
3,833 2015  
3,830 2012

#### MOST, GAME

504 vs. Jacksonville (OT), 11/18/12  
468 at Washington (OT), 9/19/10  
408 at Green Bay, 12/7/08  
403 vs. Oakland, 10/9/11  
385 at Cincinnati, 10/18/09

#### FEWEST, SEASON

2,225 2002  
2,237 2005  
2,655 2003  
2,778 2006  
3,246 2004

#### FEWEST, GAME

-5 at Oakland, 12/3/06  
6 vs. Indianapolis, 10/23/05  
10 at Pittsburgh, 12/8/02  
25 at Buffalo, 9/11/05  
29 at San Diego, 9/15/02

#### MOST ALLOWED, SEASON

4,280 2010  
3,890 2014  
3,712 2003  
3,682 2007

#### MOST ALLOWED, GAME

421 at Tennessee, 10/12/03  
419 at Detroit (OT), 11/22/12  
vs. Indianapolis, 9/12/10  
403 at Washington, 9/19/10  
397 vs. Denver, 12/22/13

#### FEWEST ALLOWED, SEASON

3,035 2011  
3,123 2013  
3,141 2002  
3,336 2015  
3,423 2008

# TEAM RECORDS

## PASSING (CONT.)

### NET YARDS PASSING (CONTINUED)

#### FEWEST ALLOWED, GAME

31 at Jacksonville, 12/26/04  
 52 at Jacksonville, 9/16/12  
 86 at Tennessee, 10/29/06  
 90 vs. Jacksonville, 10/30/11  
 91 vs. Seattle, 9/29/13

#### MOST, SEASON, BOTH TEAMS

8,424 2010  
 8,141 2009  
 7,756 2015  
 7,690 2008  
 7,442 2012

#### MOST, GAME, BOTH TEAMS

876 Texans 504, vs. Jacksonville 378 (OT), 11/18/12  
 871 Texans 468, at Washington 403 (OT), 9/19/10  
 788 Texans 367, at Tennessee 421, 10/12/03  
 746 Texans 358, vs. Minnesota 388 (OT), 10/10/04  
 718 Texans 364, at New Orleans 354, 9/25/11

#### FEWEST, SEASON, BOTH TEAMS

5,366 2002  
 5,758 2005  
 6,222 2006  
 6,367 2003  
 6,541 2011

#### FEWEST, GAME, BOTH TEAMS

153 Texans 122, at Jacksonville 31, 12/26/04  
 172 Texans 29, at San Diego 143, 9/15/02  
 184 Texans -5, at Oakland 189, 12/3/06  
 189 Texans 25, at Buffalo 164, 9/11/05  
 218 Texans 93, at New England 125, 12/14/06

### GROSS YARDS PASSING

#### MOST, SEASON

4,803 2009  
 4,079 2015  
 4,474 2008  
 4,370 2010  
 4,183 2013

#### MOST, GAME

527 vs. Jacksonville (OT), 11/18/12  
 497 at Washington (OT), 9/19/10  
 416 vs. Oakland, 10/9/11  
 414 vs. Green Bay, 12/7/08  
 393 vs. Baltimore (OT), 12/13/10

#### FEWEST, SEASON

2,636 2002  
 2,661 2005  
 2,841 2003  
 3,032 2006  
 3,460 2014

#### FEWEST, GAME

32 at Oakland, 12/3/06  
 33 at Pittsburgh, 12/8/02  
 48 vs. Indianapolis, 10/23/05  
 64 at Tampa Bay, 12/14/03  
 70 at Buffalo, 9/18/05

#### MOST ALLOWED, SEASON

4,499 2010  
 4,141 2014  
 3,881 2012  
 3,878 2007  
 3,835 2003

#### MOST ALLOWED, GAME

441 at Detroit (OT), 11/22/12  
 433 vs. Indianapolis, 9/12/10  
 426 at Washington, 9/19/10  
 421 at Tennessee, 10/12/03  
 400 vs. Denver 12/22/13  
 at Indianapolis, 9/17/06

#### FEWEST ALLOWED, SEASON

3,322 2011  
 3,310 2013  
 3,378 2002  
 3,598 2008  
 3,635 2006

#### FEWEST ALLOWED, GAME

54 at Jacksonville, 12/26/04  
 76 at Jacksonville, 9/16/12  
 87 at Tennessee, 10/29/06  
 97 vs. Jacksonville, 10/30/11  
 109 at Tennessee, 11/10/02

### PASS ATTEMPTS

#### MOST, SEASON

633 2013  
 619 2015  
 593 2009  
 574 2010  
 562 2013

#### MOST, GAME

62 vs. Baltimore (OT), 12/13/10  
 58 at Carolina, 9/20/15  
 58 at Jacksonville, 12/5/13  
 57 at Atlanta, 10/4/15  
 55 vs. Jacksonville (OT), 11/18/12  
 54 at Tennessee Titans, 12/19/10  
 at N.Y. Jets, 11/26/06

#### FEWEST, SEASON

439 2003  
 447 2002  
 449 2005  
 467 2011  
 471 2004

#### FEWEST, GAME

9 vs. Indianapolis, 10/23/05  
 10 at Pittsburgh, 12/8/02  
 14 at Oakland, 12/3/06  
 15 at Tampa Bay, 11/13/11  
 vs. Cleveland, 12/31/06

#### MOST, SEASON, OPPONENT

581 2012  
 548 2009  
 547 2010  
 553 2015  
 546 2007

#### MOST, GAME, OPPONENT

61 at Detroit (OT), 11/22/12  
 58 at Pittsburgh, 12/8/02  
 57 vs. Indianapolis, 9/12/10  
 55 at Miami, 12/27/09  
 53 at Jacksonville, 10/18/15  
 52 at Denver, 9/23/12

#### FEWEST, SEASON, OPPONENT

469 2005  
 471 2008  
 484 2013  
 502 2003  
 505 2006

#### FEWEST, GAME, OPPONENT

11 at San Diego, 10/28/07  
 15 at San Francisco, 10/6/13  
 at Tennessee, 10/29/06  
 16 vs. St. Louis, 10/13/13  
 18 at Minnesota, 11/2/08  
 at Pittsburgh, 9/7/08

### PASS COMPLETIONS

#### MOST, SEASON

399 2009  
 371 2013  
 367 2008  
 365 2010  
 358 2015

#### MOST, GAME

43 vs. Jacksonville (OT), 11/18/12  
 39 at N.Y. Jets, 11/26/06  
 38 at Washington (OT), 9/19/10  
 35 at Tennessee, 12/19/10  
 at Arizona, 10/11/09

#### FEWEST, SEASON

235 2002  
 248 2003  
 270 2005  
 286 2004  
 288 2011

#### FEWEST, GAME

3 at Pittsburgh, 12/8/02  
 6 vs. Indianapolis, 10/23/05  
 at San Diego, 9/15/02  
 7 at Oakland, 12/3/06  
 9 4 times, last vs. Indianapolis, 9/12/10

#### MOST, SEASON, OPPONENT

363 2014  
 361 2007  
 354 2010  
 344 2009  
 2004

#### MOST, GAME, OPPONENT

40 vs. Indianapolis, 9/12/10  
 36 vs. Minnesota, 10/10/04  
 35 at Miami, 12/27/09  
 34 at Indianapolis, 11/8/09  
 33 vs. New Orleans, 11/18/07  
 vs. Green Bay, 11/21/04

#### FEWEST, SEASON, OPPONENT

279 2011  
 281 2002  
 287 2013  
 294 2008  
 297 2003

#### FEWEST, GAME, OPPONENT

6 at San Francisco, 10/6/13  
 7 at San Diego, 10/28/07  
 at Tennessee, 10/29/06  
 8 vs. Tennessee, 12/29/02  
 9 at Jacksonville, 9/16/12  
 10 3 times, last vs. Jacksonville, 10/30/11

### TOUCHDOWN PASSES

#### MOST, SEASON

29 2015  
 2009  
 24 2007  
 2010  
 22 2014  
 2012

# TEAM RECORDS

## PASSING (CONT.)

### TOUCHDOWN PASSES (CONTINUED)

#### MOST, GAME

- 6 vs. Tennessee, 11/30/14
- 5 vs. Jacksonville (OT), 11/18/12
- 4 at Denver, 9/23/12
- at Cincinnati, 10/18/09
- at Tennessee, 9/20/09
- vs. Tennessee, 10/21/07

#### MOST, SEASON, OPPONENT

- 33 2010
- 32 2004
- 29 2013
- 2012
- 28 2014

#### MOST, GAME, OPPONENT

- 6 vs. Green Bay, 10/14/12
- 5 at Indianapolis, 11/14/04
- vs. Minnesota (OT), 10/10/04
- 4 9 times, last at Miami, 10/25/15

### CONSECUTIVE GAMES WITH A PASSING TOUCHDOWN

#### TEXANS

- 16 at Jacksonville 11/14/10, through vs. Jacksonville 10/30/11
- 14 vs. Baltimore 12/21/14, through at Buffalo 12/06/15
- 12 at Indianapolis 11/8/09, through at Oakland 10/3/10
- at Jacksonville 10/14/07, through vs. Jacksonville 12/30/07
- 10 vs. Pittsburgh 9/18/05, through at Indianapolis 11/13/05

#### OPPONENT

- 22 at Oakland 9/14/14 through at Miami 10/25/15
- 12 vs. Cleveland 1/2/05, through vs. St. Louis 11/27/05

## FIRST DOWNS

#### MOST, SEASON

- 360 2010
- 341 2012
- 340 2009
- 2008
- 335 2015

#### MOST, GAME

- 39 vs. Jacksonville (OT), 11/18/12
- 30 vs. Tampa Bay, 9/27/15
- 29 at Cleveland, 11/15/14
- vs. Seattle, 9/29/13
- at Tennessee, 10/23/11
- at Washington (OT), 9/19/10
- vs. New England, 1/3/10
- vs. Detroit, 10/19/08

#### FEWEST, SEASON

- 208 2002
- 237 2003
- 243 2005
- 282 2006
- 295 2007

#### FEWEST, GAME

- 3 at Pittsburgh, 12/8/02
- 7 at Tampa Bay, 12/14/03
- at Jacksonville, 12/7/03
- at San Diego, 9/15/02
- vs. New England, 12/13/15

#### MOST ALLOWED, SEASON

- 352 2010
- 348 2005
- 336 2003
- 329 2014
- 325 2007

#### MOST ALLOWED, GAME

- 34 at Indianapolis, 9/17/06
- 33 at Indianapolis, 12/23/07
- 31 at Seattle, 10/16/05
- 30 4 times, last vs. Philadelphia, 11/2/14

#### FEWEST ALLOWED, SEASON

- 270 2011
- 281 2015
- 282 2013
- 291 2002
- 292 2012
- 300 2009
- 2008

#### FEWEST ALLOWED, GAME

- 6 at Jacksonville, 12/26/04
- 8 at Chicago, 11/11/12
- vs. Oakland, 10/4/09
- 9 at Jacksonville, 9/16/12
- vs. Tennessee, 11/28/10
- at Buffalo, 11/1/09

#### MOST, SEASON, BOTH TEAMS

- 712 2010
- 642 2014
- 640 2009
- 2008
- 633 2012

#### MOST, GAME, BOTH TEAMS

- 56 Texans 39 vs. Jacksonville 17 (OT), 11/18/12
- 55 Texans 26 at Detroit 29 (OT), 11/22/12
- Texans 27 vs. Indianapolis 28, 11/29/09
- 53 Texans 29 at Browns 24, 11/16/14
- 52 Texans 18 at Indianapolis 34, 9/17/06

#### FEWEST, SEASON, BOTH TEAMS

- 499 2002
- 573 2003
- 589 2013
- 591 2011
- 2005

#### FEWEST, GAME, BOTH TEAMS

- 21 Texans 13, at Chicago 8, 11/11/12
- 23 Texans 9 at Jacksonville 14, 11/27/11
- Texans 10 at Indianapolis 13, 12/1/02
- Texans 7 at San Diego 16, 9/15/02
- 24 Texans 16 vs. Oakland 8, 10/4/09
- Texans 13 vs. Dallas 11, 9/8/02

### RUSHING FIRST DOWNS

#### MOST, SEASON

- 131 2011
- 118 2010
- 114 2012
- 108 2014
- 106 2008
- 2006

#### MOST, GAME

- 16 at Jacksonville, 9/16/12
- 15 vs. Indianapolis, 9/12/10
- 14 vs. Cleveland, 11/6/11
- at Tennessee, 10/23/11
- vs. Indianapolis, 12/24/06

#### FEWEST, SEASON

- 59 2002
- 86 2003
- 89 2005
- 90 2013
- 90 2015

#### FEWEST, GAME

- 1 vs. Tennessee, 11/1/15
- vs. Minnesota, 12/23/12
- vs. Tennessee, 11/23/09
- vs. Tampa Bay, 12/9/07
- vs. Tennessee, 10/21/07
- at Dallas, 10/15/06
- at Pittsburgh, 12/8/02

#### MOST, SEASON, OPPONENT

- 130 2003
- 123 2005
- 116 2002
- 115 2006
- 114 2008

#### MOST, GAME, OPPONENT

- 19 at Seattle, 10/16/05
- 16 at Cincinnati, 11/9/03
- 15 vs. Jacksonville, 1/2/11
- vs. Kansas City, 11/20/05
- at Washington, 12/22/02

#### FEWEST, SEASON, OPPONENT

- 73 2011
- 79 2015
- 88 2013
- 89 2004
- 91 2009
- 94 2012

#### FEWEST, GAME, OPPONENT

- 1 vs. Jacksonville, 1/3/16
- at Tennessee, 12/27/15
- vs. Baltimore, 12/21/14
- at Tennessee, 10/26/14
- vs. Tennessee, 11/28/10
- vs. Oakland, 10/4/09
- at Carolina, 9/16/07

### PASSING FIRST DOWNS

#### MOST, SEASON

- 231 2009
- 222 2010
- 210 2015
- 210 2008
- 205 2012

#### MOST, GAME

- 26 vs. Jacksonville (OT), 11/18/12
- 23 at Washington (OT), 9/19/10
- 21 vs. Baltimore (OT), 12/13/10
- at Cincinnati, 10/18/09
- 20 vs. Seattle, 9/29/13
- at Tennessee, 12/19/10

#### FEWEST, SEASON

- 119 2002
- 127 2003
- 142 2005
- 156 2006
- 171 2014

#### FEWEST, GAME

- 1 at Pittsburgh, 12/8/02
- vs. Indianapolis, 9/22/02
- 2 at Oakland, 12/3/06
- 3 at Tampa Bay, 12/14/03
- 4 8 times, last vs. New England, 12/13/15

#### MOST, SEASON, OPPONENT

- 211 2010
- 206 2014
- 197 2007
- 194 2004
- 188 2005

# TEAM RECORDS

## FIRST DOWNS (CONT.)

### MOST, GAME, OPPONENT

21 at Detroit (OT), 11/22/12  
at Indianapolis, 11/16/08  
at Indianapolis, 9/17/06  
vs. Minnesota (OT), 10/10/04

### FEWEST, SEASON, OPPONENT

155 2002  
158 2013  
166 2011  
167 2008  
2012

### FEWEST, GAME, OPPONENT

2 at Jacksonville, 12/26/04  
4 vs. Jacksonville, 12/28/14  
at Chicago, 11/11/12  
at Jacksonville, 9/16/12  
5 9 times, last at San Francisco, 10/6/13

### FIRST DOWNS BY PENALTY

### MOST, SEASON

35 2015  
34 2014  
30 2002  
24 2008  
2003

### MOST, GAME

6 vs. Cincinnati, 11/3/02  
5 at Carolina, 9/20/15  
vs. St. Louis, 10/13/13  
vs. Tennessee, 12/14/08  
vs. Dallas, 9/8/02  
4 6 times, last at Indianapolis, 12/20/15

### FEWEST, SEASON

9 2007  
12 2005  
14 2011  
16 2009  
19 2013

### MOST, SEASON, OPPONENT

37 2005  
36 2013  
34 2014  
2009  
31 2012  
2011

### MOST, GAME, OPPONENT

7 at Jacksonville, 12/5/13  
6 vs. Indianapolis, 10/8/15  
at Indianapolis, 12/22/11  
at Indianapolis, 11/8/09  
5 4 times, last at Denver, 9/23/12

### FEWEST, SEASON, OPPONENT

19 2008  
20 2002  
21 2007  
2004  
23 2006

## FIELD GOALS

### MOST, SEASON

32 2011  
31 2012  
30 2014  
29 2008  
27 2010

### FEWEST, SEASON

17 2004  
2002  
18 2003  
19 2006  
21 2009

### MOST ATTEMPTED, SEASON

38 2012  
2011  
35 2014  
2013  
34 2005

### FEWEST ATTEMPTED, SEASON

22 2003  
24 2004  
2002  
25 2006  
27 2015

### MOST ATTEMPTED, GAME

7 at Miami, 9/7/03  
6 vs. Baltimore, 12/21/14  
vs. Indianapolis, 12/16/12  
5 5 times, last vs. Jacksonville (OT), 11/18/12

### MOST CONVERTED, GAME

6 vs. Baltimore, 12/21/14  
5 vs. Indianapolis, 12/16/12  
vs. Miami, 10/7/07  
at Baltimore, 12/4/05  
at Miami, 9/7/03

### CONSECUTIVE GAMES SCORING FIELD GOALS

19 9/22/13 - 10/5/14  
17 10/23/11 - 10/21/12  
15 11/1/10 - 10/9/11  
10 11/13/05 - 9/17/06

### MOST FIELD GOALS MADE, SEASON, OPPONENT

30 2013  
2011  
28 2007  
2005  
2003

### FEWEST FIELD GOALS MADE, SEASON, OPPONENT

20 2015  
2009  
21 2012  
2010  
22 2004

### MOST FIELD GOALS ATTEMPTED, SEASON, OPPONENT

36 2011  
35 2013  
2003  
34 2002  
33 2007

### FEWEST FIELD GOALS ATTEMPTED, SEASON, OPPONENT

22 2014  
23 2009  
24 2012  
26 2015  
27 2010

### MOST FIELD GOALS ATTEMPTED, GAME, OPPONENT

8 vs. Tennessee, 10/21/07\*  
5 6 times, last at Indianapolis, 12/22/11

### MOST FIELD GOALS CONVERTED, GAME, OPPONENT

8 vs. Tennessee, 10/21/07\*  
5 at Baltimore, 10/16/11  
at Buffalo, 9/11/05  
vs. Cleveland, 1/2/05

### MOST FIELD GOALS CONVERTED, GAME, BOTH TEAMS

9 Texans 5 vs. Miami 4, 10/7/07  
8 Texans 0 vs. Tennessee 8\*, 10/21/07

\* Indicates NFL record.

## PUNTING

### PUNTS

### MOST, SEASON

116 2002  
97 2003  
96 2015  
88 2013  
2012

### MOST, GAME

11 at Indianapolis, 12/1/02  
10 6 times, last at Tennessee, 12/2/12

### FEWEST, SEASON

53 2008  
55 2007  
63 2010  
67 2009  
73 2004

### FEWEST, GAME

1 at Buffalo, 11/1/09  
vs. Miami, 10/7/07  
2 28 times, last at Oakland, 9/14/14

### MOST PUNTS, SEASON, OPPONENT

101 2015  
98 2002  
92 2012  
91 2013

### MOST PUNTS, GAME, OPPONENT

11 vs. Oakland, 11/17/13  
10 at San Francisco, 1/1/06  
at San Diego, 9/15/02

### FEWEST PUNTS, SEASON, OPPONENT

59 2007  
63 2005  
65 2006  
67 2010  
2008

### FEWEST PUNTS, GAME, OPPONENT

0 vs. Jacksonville, 10/14/07  
vs. Indianapolis, 10/23/05  
1 5 times, last at Indianapolis, 11/16/08

### MOST PUNTS, SEASON, BOTH TEAMS

214 2002  
197 2015  
180 2012  
179 2013  
172 2003  
167 2014

# TEAM RECORDS

## PUNTING (CONT.)

### PUNTS (CONTINUED)

#### MOST PUNTS, GAME, BOTH TEAMS

20	Texans 9 vs. Oakland 11, 11/17/13
	Texans 11 at Indianapolis 9, 12/1/02
	Texans 10 at San Diego 10, 9/15/02
19	Texans 10 at Jacksonville 9, 11/27/11
	Texans 10 vs. Dallas 9, 9/8/02

#### FEWEST PUNTS, SEASON, BOTH TEAMS

114	2007
120	2008
130	2010
140	2005
141	2006

#### FEWEST PUNTS, GAME, BOTH TEAMS

2	Texans 2 at Jacksonville 0, 10/14/07
3	Texans 2 at Indianapolis 1, 11/16/08
	Texans 1 vs. Miami 2, 10/7/07
	Texans 2 at Indianapolis 1, 12/24/06

### PUNT YARDS

#### MOST YARDS, SEASON

4,720	2002
4,533	2015
4,189	2013
4,150	2012
4,028	2003

#### MOST YARDS, GAME

488	at Tennessee, 12/2/12
442	vs. Oakland, 11/17/13
436	at Jacksonville, 11/27/11
435	at Indianapolis, 12/1/02
421	at Pittsburgh, 12/8/02

#### FEWEST YARDS, SEASON

2,240	2008
2,296	2007
2,650	2010
2,866	2009
2,990	2005

#### FEWEST YARDS, GAME

39	at Buffalo, 11/1/09
47	vs. Miami, 10/7/07
59	vs. Cincinnati, 10/26/08
59	vs. Carolina, 12/18/11
64	vs. Jacksonville, 12/24/05

#### MOST YARDS, SEASON, OPPONENT

4,693	2015
4,176	2012
4,161	2013
3,896	2011
3,892	2002

#### MOST YARDS, GAME, OPPONENT

540	vs. Oakland, 11/17/13
470	at Jacksonville, 9/16/12
427	at Tennessee, 12/27/15
427	vs. Oakland, 10/4/09
413	vs. Buffalo, 9/28/14

#### FEWEST PUNTING YARDS, SEASON, OPPONENT

2,528	2005
2,535	2007
2,880	2004
2,930	2010
2,949	2006

#### FEWEST PUNTING YARDS, GAME, OPPONENT

0	vs. Jacksonville, 10/14/07
	vs. Indianapolis, 10/23/05
39	vs. Pittsburgh, 9/18/05
41	at Seattle, 10/16/05
45	at Indianapolis, 9/14/06

#### HIGHEST PUNTING AVERAGE, SEASON

47.6	2013, 88 punts
47.2	2015, 96 punts
47.2	2012, 88 punts
45.8	2014, 84 punts
44.0	2011, 74 punts

#### LOWEST PUNTING AVERAGE, SEASON

38.8	2005, 77 punts
40.7	2002, 116 punts
41.2	2004, 73 punts
41.5	2003, 97 punts
41.6	2006, 76 punts

#### HIGHEST PUNTING AVERAGE, GAME (MINIMUM 4 PUNTS)

58.9	at Arizona, 11/10/13, 7 punts
54.5	vs. Indianapolis, 10/9/14, 4 punts
54.2	at Denver, 9/23/12, 5 punts
52.8	vs. Atlanta, 12/4/11, 5 punts
52.3	at Tennessee, 12/27/15, 6 punts

#### HIGHEST PUNTING AVERAGE, SEASON, OPPONENT

46.9	2011, 83 punts
46.8	2009, 76 punts
46.5	2015, 101 punts
45.7	2013, 91 punts

#### LOWEST PUNTING AVERAGE, GAME (MINIMUM 4 PUNTS)

30.7	at Chicago, 12/19/04, 7 punts
33.8	at Indianapolis, 11/14/04, 4 punts
34.2	at Jacksonville, 11/12/06, 5 punts
34.3	at Cleveland, 11/25/07, 4 punts
34.7	vs. Jacksonville, 11/17/02, 6 punts

#### HIGHEST PUNTING AVERAGE, GAME, OPPONENT (MINIMUM 4 PUNTS)

56.8	at Oakland, 12/3/06, 4 punts
	at Dallas, 10/15/06, 4 punts
53.9	at Carolina, 9/20/15, 7 punts
53.4	vs. Oakland, 10/4/09, 8 punts
52.8	at San Diego, 10/28/07, 5 punts
52.2	vs. Jacksonville, 9/16/02, 9 punts

#### LOWEST PUNTING AVERAGE, SEASON, OPPONENT

39.7	2002, 98 punts
40.1	2005, 63 punts
41.7	2004, 69 punts
	2003, 75 punts
43.0	2007, 59 punts

#### LOWEST PUNTING AVERAGE, GAME, OPPONENT (MINIMUM 4 PUNTS)

25.7	at Washington, 12/22/02, 7 punts
31.2	at San Francisco, 1/1/06, 10 punts
31.3	vs. New England, 11/23/03, 4 punts
33.0	vs. Cleveland, 10/30/05, 4 punts
34.0	at Cleveland, 11/25/07, 5 punts

## PUNT RETURNS

### PUNT RETURN TOUCHDOWNS

#### MOST TOUCHDOWNS, PUNT RETURNS

2	2008	Jacoby Jones 73 yards vs. Cincinnati, 10/26/08; Jacoby Jones 70 vs. Miami, 10/12/08
1	2013	Keshawn Martin 87 vs. Oakland, 11/17/13
	2011	Jacoby Jones 79 vs. Indianapolis, 9/11/11
	2002	Avion Black 76 vs. Baltimore, 12/15/02
	2016	Will Fuller V 67 vs. Tennessee, 10/2/16

#### MOST TOUCHDOWNS, PUNT RETURNS, OPPONENT

1	2013	Tandon Doss 76 yards at Baltimore, 9/22/13
	2012	Marcus Thigpen 72 vs. Miami, 9/9/12
	2008	Johnnie Lee Higgins 80 at Oakland, 12/21/08
	2006	Adam Jones 53 at Tennessee, 10/29/06
	2005	Adam Jones 52 at Tennessee, 12/11/05
	2003	Dante Hall 73 vs. Kansas City, 9/21/03

### PUNT RETURNS

#### MOST, SEASON

53	2002
52	2015
51	2011
45	2009
42	2013

#### MOST, GAME

7	vs. Oakland, 11/17/13
	at Jacksonville, 11/27/11
	vs. Oakland, 10/4/09
	at Baltimore, 12/4/05
6	at Carolina, 9/20/15
	at Jacksonville, 9/16/12

#### FEWEST, SEASON

23	2006
30	2005
32	2008
33	2007
34	2014

#### MOST RETURNS, SEASON, OPPONENT

60	2015
58	2002
48	2012
43	2013
	2003

#### MOST RETURNS, GAME, OPPONENT

7	vs. Dallas, 9/8/02
6	8 times, last at Miami, 10/25/15

#### FEWEST PUNT RETURNS, SEASON, OPPONENT

19	2007
21	2008
24	2009
29	2010
30	2004

### PUNT RETURN YARDS

#### MOST YARDS, SEASON

529	2011
512	2002
449	2009
414	2012
386	2008



# TEAM RECORDS

## PUNT RETURNS (CONT.)

### PUNT RETURN YARDS (CONTINUED)

#### MOST YARDS, GAME

125 vs. Oakland, 11/17/13  
 100 at Arizona, 10/11/09  
 92 vs. Baltimore, 12/15/02  
 91 at Jacksonville, 11/27/11  
 vs. Indianapolis, 9/11/11

#### FEWEST YARDS, SEASON

208 2014  
 223 2005  
 235 2010  
 242 2006  
 266 2003

#### FEWEST YARDS, GAME

-12 vs. Detroit, 10/19/08  
 -6 at Denver, 11/7/04  
 -4 at Tennessee, 12/2/07  
 -3 at Philadelphia, 12/2/10

#### MOST PUNT RETURN YARDS, SEASON, OPPONENT

612 2015  
 530 2013  
 483 2012  
 407 2003  
 396 2014

#### MOST PUNT RETURN YARDS, GAME, OPPONENT

93 at Baltimore, 9/22/13  
 80 Twice, last at Oakland, 12/21/08  
 76 vs. Miami, 9/9/12  
 74 at Arizona, 11/10/13  
 73 vs. Kansas City, 9/21/03

#### FEWEST PUNT RETURN YARDS, SEASON, OPPONENT

104 2009  
 151 2007  
 219 2005  
 233 2010  
 235 2008

#### FEWEST PUNT RETURN YARDS, GAME, OPPONENT

-4 vs. Oakland, 10/4/09  
 -3 at Pittsburgh, 9/7/08  
 -2 at San Diego, 9/15/02  
 -1 at Indianapolis, 12/1/02

### PUNT RETURN AVERAGE

#### HIGHEST AVERAGE, SEASON

12.06 2008  
 10.89 2012  
 10.52 2006  
 10.37 2011  
 9.98 2009

#### HIGHEST AVERAGE, GAME (MINIMUM 4 RETURNS)

21.75 vs. Miami, 10/12/08  
 20.00 at Arizona, 10/11/09  
 18.25 at Buffalo, 11/1/09  
 17.86 vs. Oakland, 11/17/13  
 16.75 at Tennessee, 12/2/12

#### LOWEST AVERAGE, SEASON

6.12 2014  
 6.65 2010  
 6.71 2003  
 7.25 2015  
 7.43 2005  
 8.23 2004

#### LOWEST AVERAGE, GAME (MINIMUM 4 RETURNS)

1.80 vs. Tennessee (OT), 9/15/13  
 2.25 vs. Baltimore, 10/21/12  
 2.50 at Tampa Bay, 11/13/11  
 3.00 at Miami, 9/7/03  
 3.40 vs. Tampa Bay, 9/27/15

#### HIGHEST PUNT RETURN AVERAGE, SEASON, OPPONENT

12.38 2014  
 12.32 2013  
 11.19 2008  
 10.20 2015  
 10.06 2012

#### HIGHEST PUNT RETURN AVERAGE, GAME, OPPONENT (MINIMUM 4 RETURNS)

17.25 at Jacksonville, 10/27/02  
 16.80 at Indianapolis, 12/20/15  
 16.00 vs. Indianapolis, 9/22/02  
 15.00 vs. Seattle (OT), 9/29/13  
 12.60 vs. Tennessee, 11/1/15

#### LOWEST PUNT RETURN AVERAGE, SEASON, OPPONENT

4.33 2009  
 5.66 2002  
 6.64 2005  
 7.64 2006  
 7.95 2007

#### LOWEST PUNT RETURN AVERAGE, GAME, OPPONENT (MINIMUM 4 RETURNS)

-0.33 at San Diego, 9/15/03  
 -0.18 at Indianapolis, 12/1/02  
 1.00 at Jacksonville, 11/27/11  
 1.43 vs. Dallas, 9/8/02  
 3.17 at Miami, 10/25/15

## KICKOFF RETURNS

### KICKOFF RETURN TOUCHDOWNS

#### MOST TOUCHDOWNS, KICKOFF RETURNS, SEASON

4 2007  
 2 2005  
 1 2009

#### MOST TOUCHDOWNS, KICKOFF RETURNS, GAME

2 Andre' Davis, 104 and 97 yards vs. Jacksonville, 12/30/07  
 1 Jacoby Jones, 95 vs. Oakland, 10/4/09  
 Andre' Davis, 97 vs. Tampa Bay, 12/9/07  
 Jerome Mathis, 84 vs. Indianapolis, 9/23/07  
 Jerome Mathis, 99 vs. Kansas City, 10/23/05  
 Jerome Mathis, 89 vs. Indianapolis, 10/23/05

#### MOST TOUCHDOWNS, KICKOFF RETURNS, SEASON, OPPONENT

1 2013  
 2012  
 2010  
 2006  
 2004  
 2002

#### MOST TOUCHDOWNS, KICKOFF RETURNS, GAME, OPPONENT

1 Deji Karim, 101 yards at Indianapolis, 12/30/12  
 Joe McKnight, 100 at N.Y. Jets, 10/8/12  
 David Reed, 103 vs. Baltimore (OT), 12/13/10  
 Ellis Hobbs, 93 at New England, 12/17/06  
 Eddie Drummond, 99 at Detroit, 9/19/04  
 Andre' Davis, 95 at Cleveland, 10/20/02

### KICKOFF RETURNS

#### MOST, SEASON

84 2005  
 80 2003  
 77 2002  
 74 2007  
 72 2008

#### MOST, GAME

8 4 times, last at Indianapolis, 11/16/08  
 7 20 times, last at N.Y. Jets, 11/21/10

#### FEWEST, SEASON

18 2015  
 20 2014  
 29 2011  
 44 2012  
 51 2013

#### MOST RETURNS, SEASON, OPPONENT

73 2008  
 72 2010  
 71 2009  
 69 2007  
 62 2012

#### MOST RETURNS, GAME, OPPONENT

7 7 times, last vs. Baltimore, 10/21/12

#### FEWEST RETURNS, SEASON, OPPONENT

39 2013  
 40 2015  
 45 2014  
 46 2011  
 52 2006  
 2002

### KICKOFF RETURN YARDS

#### MOST YARDS, SEASON

2,173 2005  
 1,961 2007  
 1,700 2003  
 1,609 2006  
 1,550 2008

#### MOST YARDS, GAME

278 vs. Kansas City, 11/20/05  
 266 vs. Indianapolis, 10/23/05  
 234 vs. Jacksonville, 12/30/07  
 233 vs. Indianapolis, 9/23/07  
 207 at Indianapolis, 11/16/08

#### FEWEST YARDS, SEASON

422 2014  
 430 2015  
 730 2011  
 953 2012  
 1,257 2013

#### MOST RETURN YARDS, SEASON, OPPONENT

1,741 2010  
 1,630 2008  
 1,597 2009  
 1,595 2012  
 1,593 2007

#### MOST RETURN YARDS, GAME, OPPONENT

233 vs. Baltimore (OT), 12/13/10  
 201 vs. Baltimore, 10/21/12  
 199 vs. Oakland, 10/3/04  
 191 vs. Miami, 10/7/07  
 189 at Buffalo, 11/1/09

# TEAM RECORDS

## KICKOFF RETURNS (CONT.)

### KICKOFF RETURN YARDS (CONTINUED)

#### FEWEST RETURN YARDS, SEASON, OPPONENT

977 2015  
1,004 2013  
1,030 2011  
1,149 2003  
1,156 2002

### KICKOFF RETURN AVERAGE

#### HIGHEST AVERAGE, SEASON

26.50 2007  
25.87 2005  
25.17 2011  
24.65 2013  
23.88 2015

#### HIGHEST AVERAGE, GAME (MINIMUM 4 RETURNS)

46.80 vs. Jacksonville, 12/30/07  
38.00 vs. Indianapolis, 10/23/05  
35.40 vs. Cleveland, 10/30/05  
34.75 vs. Kansas City, 11/20/05  
33.29 vs. Indianapolis, 9/23/07

#### LOWEST AVERAGE, SEASON

19.79 2010  
19.86 2002  
21.01 2004  
21.10 2014  
21.25 2003

#### LOWEST AVERAGE, GAME (MINIMUM 4 RETURNS)

11.80 at Cincinnati, 12/11/11  
12.71 at N.Y. Jets, 11/21/11  
13.25 vs. Jacksonville, 12/24/05  
13.50 at Detroit, 9/19/04  
13.67 at Jacksonville, 10/14/07

#### HIGHEST RETURN AVERAGE, SEASON, OPPONENT

25.98 2014  
25.74 2013  
25.73 2012  
24.43 2015  
24.18 2010

#### HIGHEST RETURN AVERAGE, GAME, OPPONENT (MINIMUM 4 RETURNS)

42.50 at Indianapolis, 12/30/12  
42.00 at Cleveland, 10/20/02  
39.25 at Detroit, 9/19/04  
38.83 vs. Baltimore (OT), 12/13/10  
36.25 vs. Tennessee, 10/9/05

#### LOWEST RETURN AVERAGE, SEASON, OPPONENT

21.68 2005  
21.71 2003  
22.23 2002  
22.33 2008  
22.39 2011

#### LOWEST RETURN AVERAGE, GAME, OPPONENT (MINIMUM 4 RETURNS)

13.00 vs. Buffalo, 11/4/12  
14.25 at Jacksonville, 10/30/11  
15.00 vs. Green Bay, 11/21/04  
15.75 vs. Dallas, 9/8/02  
16.00 at Green Bay, 12/7/08

## FUMBLES

### FUMBLES

#### MOST FUMBLES, SEASON

34 2002  
30 2005  
28 2008  
2006  
26 2007

#### MOST FUMBLES, GAME

6 at Green Bay, 12/7/08  
5 at Baltimore, 12/4/05  
at Jacksonville, 11/6/05  
4 9 times, last at Cincinnati, 12/11/11

#### MOST FUMBLES, SEASON, OPPONENT

27 2009  
24 2014  
2007  
2005  
23 2012  
2002

#### MOST FUMBLES, GAME, OPPONENT

5 at Chicago, 12/19/04  
4 6 times, last at Oakland, 9/14/14

### FUMBLES LOST

#### MOST FUMBLES LOST, SEASON

17 2007  
14 2002  
12 2008  
2006

#### MOST FUMBLES LOST, GAME

3 at Atlanta, 10/4/15  
at Cincinnati, 12/11/11  
at Green Bay, 12/7/08  
vs. Tennessee, 10/21/07  
at Tennessee, 10/29/06

#### MOST FUMBLES LOST, SEASON, OPPONENT

14 2014  
2012  
2007  
13 2009  
11 2015  
2006  
2002

#### MOST FUMBLES LOST, GAME, OPPONENT

3 at Tennessee, 12/27/15  
at Tennessee, 12/2/12  
vs. Oakland, 10/4/09  
at Jacksonville, 10/14/07  
at Oakland, 12/3/06  
at Pittsburgh, 12/8/02

### FUMBLE RECOVERY TOUCHDOWNS

#### MOST TOUCHDOWNS, FUMBLE RECOVERY, SEASON

3 2007  
2004  
2 2009  
2006  
1 2015  
2014  
2011  
2002

#### MOST TOUCHDOWNS, FUMBLE RECOVERY, GAME

1 Quintin Demps, 33 yards at Tennessee, 12/27/15  
J.J. Watt, 45 yards vs. Indianapolis, 10/9/14  
Wade Smith, 0 (own) at Baltimore, 10/16/11  
Bernard Pollard, 0 vs. New England, 1/3/10  
Dominique Barber, 48 (own) vs. N.Y. Jets, 9/13/09  
DeMeco Ryans, 26 vs. Tennessee, 10/21/07  
Kevin Walter, 0 at Carolina, 9/16/07  
Mario Williams, 38 vs. Kansas City, 9/9/07  
Anthony Maddox, 47 vs. Cleveland, 12/31/06  
Demarcus Faggins, 58 at Oakland, 12/3/06  
Antwan Peek, 66 at Jacksonville, 12/26/04  
Charlie Anderson, 60 at Chicago, 12/19/04  
Jamie Sharper, 16 vs. Oakland, 10/3/04  
Kenny Wright, 40 at Pittsburgh, 12/8/02

#### MOST TOUCHDOWNS, FUMBLE RECOVERY, SEASON, OPPONENT

2 2013  
2007  
2006

#### MOST TOUCHDOWNS, FUMBLE RECOVERY, GAME, OPPONENT

2 at Atlanta, 10/4/15

## INTERCEPTIONS

### INTERCEPTIONS

#### MOST INTERCEPTIONS THROWN, SEASON

22 2013  
21 2007  
20 2008  
18 2003  
17 2009

#### MOST INTERCEPTIONS THROWN, GAME

4 vs. Baltimore, 11/9/08  
at San Diego, 10/28/07  
vs. New England, 12/17/06

#### FEWEST INTERCEPTIONS THROWN, SEASON

9 2011  
12 2010  
12 2015

#### MOST INTERCEPTIONS THROWN, SEASON, OPPONENT

22 2004  
20 2014  
17 2011  
15 2012  
14 2015  
2009  
2003

#### MOST INTERCEPTIONS THROWN, GAME, OPPONENT

4 at Jacksonville, 11/12/06  
at Tennessee, 10/17/04

#### FEWEST INTERCEPTIONS THROWN, SEASON, OPPONENT

7 2013  
2005  
10 2002  
11 2007  
2006

### INTERCEPTION RETURN YARDS

#### MOST INTERCEPTION RETURN YARDS, SEASON

483 2014  
393 2004  
333 2012  
212 2009  
205 2003

# TEAM RECORDS

## INTERCEPTIONS (CONT.)

### MOST INTERCEPTION RETURN YARDS, GAME

135 at Pittsburgh, 12/8/02  
118 vs. Tennessee, 9/30/12  
102 at Kansas City, 9/26/04  
100 vs. Tennessee, 11/30/14  
95 vs. Tennessee, 12/21/03

### MOST INTERCEPTION RETURN YARDS, SEASON, OPPONENT

357 2013  
294 2009  
277 2002  
267 2007  
225 2005

### MOST INTERCEPTION RETURN YARDS, GAME, OPPONENT

106 vs. Cincinnati, 11/3/02  
103 vs. St. Louis, 10/13/13  
99 at Tennessee, 9/21/08  
96 at San Diego, 10/28/07  
91 vs. New England, 1/3/10

### INTERCEPTION RETURNS FOR TOUCHDOWN

### MOST TOUCHDOWNS, INTERCEPTION, SEASON

4 2014  
3 2012  
2 2015  
2004  
2002

### MOST TOUCHDOWNS, INTERCEPTION, GAME

2 vs. Tennessee, 9/30/12  
at Pittsburgh, 12/8/02

### MOST TOUCHDOWNS, INTERCEPTION, SEASON, OPPONENT

5 2013  
3 2009  
2005  
2003  
2 2010

### MOST TOUCHDOWNS, INTERCEPTION, GAME, OPPONENT

1 22 times, last at Miami, 10/25/15

## TOTAL TURNOVERS

### TAKEAWAYS

### MOST TAKEAWAYS, SEASON

34 2014 (20 int., 14 fum. recoveries)  
30 2004 (22 int., 8 fum. recoveries)  
29 2012 (15 int., 14 fum. recoveries)  
27 2009 (14 int., 13 fum. recoveries)  
27 2011 (17 int., 10 fum. recoveries)

### FEWEST TAKEAWAYS, SEASON

11 2013 (7 int., 4 fum. recoveries)  
16 2005 (7 int., 9 fum. recoveries)  
18 2010 (13 int., 5 fum. recoveries)  
21 2002 (10 int., 11 fum. recoveries)

### MOST TAKEAWAYS, GAME

6 at Tennessee, 12/2/12 (3 int., 3 fum. recoveries)  
5 at Pittsburgh, 12/8/02 (2 int., 3 fum. recoveries)  
vs. Jacksonville, 9/28/03 (3 int., 2 fum. recoveries)  
vs. Oakland, 10/3/04 (3 int., 2 fum. recoveries)  
at Oakland, 12/3/06 (2 int., 3 fum. recoveries)  
at Cleveland, 11/23/08 (3 int., 2 fum. recoveries)

### GIVEAWAYS

### MOST GIVEAWAYS, SEASON

38 2007 (21 int., 17 fum.)  
32 2008 (20 int., 12 fum.)  
31 2013 (22 int., 9 fum.)  
29 2002 (15 int., 14 fum.)  
28 2009 (17 int., 11 fum.)

### FEWEST GIVEAWAYS, SEASON

17 2012 (13 int., 4 fum.)  
18 2010 (12 int., 6 fum.)  
20 2015 (12 int., 8 fum.)  
20 2011 (9 int., 11 fum.)  
22 2014 (13 int., 9 fum.)

### MOST GIVEAWAYS, GAME

6 vs. Tennessee, 10/21/07 (3 fum., 3 int.)  
5 at San Diego, 10/28/07 (1 fum., 4 int.)  
at Tennessee (OT), 10/29/06 (3 fum., 2 int.)  
at Buffalo, 9/11/05 (2 fum., 3 int.)

## SAFETIES

### SEASON

3 2002  
2 2009  
1 2014  
2013  
2012

### SEASON, OPPONENTS

2 2003  
2002

### GAME

1 vs. Jacksonville, 12/28/14  
vs. Tennessee, 9/15/13  
vs. Baltimore, 10/21/12  
at Jacksonville, 12/6/09  
vs. Oakland, 10/4/09  
vs. Baltimore, 12/15/02  
vs. N.Y. Giants, 11/24/02  
vs. Dallas, 9/8/02

### GAME, OPPONENT

2 at Buffalo, 11/16/03  
1 vs. Cincinnati, 11/23/14  
at Indianapolis, 12/15/13  
at Denver, 9/23/12  
vs. Baltimore, 11/9/08  
at Chicago, 12/19/04  
at Washington, 12/22/02  
at Jacksonville, 10/27/02

## PENALTIES

### PENALTIES

### MOST PENALTIES, SEASON

136 2002  
121 2003  
112 2013  
108 2012  
107 2015  
106 2005  
2004

### MOST PENALTIES, GAME

14 at Indianapolis, 12/15/13  
at Jacksonville, 12/5/13  
at Baltimore, 9/22/13  
at Indianapolis, 12/1/02  
13 vs. Indianapolis, 10/8/15  
at Indianapolis, 11/8/09  
at Seattle, 10/16/05

### FEWEST PENALTIES, SEASON

80 2008  
82 2007  
90 2010  
2006  
94 2014

### FEWEST PENALTIES, GAME

1 at Tennessee, 12/27/15  
vs. Tennessee, 9/30/12  
vs. Oakland, 10/4/09  
at Oakland, 12/21/08  
vs. Miami, 10/12/08  
vs. Indianapolis, 10/5/08  
at Pittsburgh, 12/8/02

### MOST PENALTIES, SEASON, OPPONENT

123 2004  
116 2015  
105 2010  
2005  
103 2013

### MOST PENALTIES, GAME, OPPONENT

14 at Cincinnati, 10/2/05  
13 vs. Oakland, 10/3/04  
vs. Buffalo, 10/13/02  
12 at Tennessee, 12/19/10  
vs. Washington, 9/24/06

### FEWEST PENALTIES, SEASON, OPPONENT

81 2008  
2007  
88 2011  
90 2012  
92 2009

### FEWEST PENALTIES, GAME, OPPONENT

0 vs. New England, 12/1/13  
1 at N.Y. Jets, 11/26/06  
vs. Cleveland, 10/30/05

### MOST PENALTIES, SEASON, BOTH TEAMS

238 2002  
229 2004  
223 2015  
217 2003  
215 2013

### MOST PENALTIES, GAME, BOTH TEAMS

24 Texans 14 at Baltimore 10, 9/22/13  
24 Texans 11 vs. Buffalo 13, 10/13/02  
23 Texans 9 at Cincinnati 14, 10/2/05  
Texans 14 at Indianapolis, 12/1/02  
22 Texans 14 at Jacksonville 8, 12/5/13

### FEWEST PENALTIES, SEASON, BOTH TEAMS

161 2008  
163 2007  
186 2006  
187 2011  
2009

### FEWEST PENALTIES, GAME, BOTH TEAMS

2 Texans 2 vs. New England 0, 12/1/13  
3 Texans 1 at Oakland 2, 12/21/08  
4 Texans 1 at Tennessee 3, 12/27/15  
4 Texans 2 at Jacksonville 2, 9/28/08  
5 Texans 1 vs. Miami 4, 10/12/08

# TEAM RECORDS

## PENALTIES (CONT.)

### PENALTY YARDS

#### MOST YARDS PENALIZED, SEASON

1,138 2013  
1,011 2002  
961 2003  
928 2004  
910 2015

#### MOST YARDS PENALIZED, GAME

177 at Jacksonville, 12/5/13  
129 vs. Indianapolis, 11/29/09  
127 vs. Tennessee, 12/14/08  
125 vs. Indianapolis, 10/8/15  
114 at Indianapolis, 12/15/13  
113 at Baltimore, 9/22/13

#### FEWEST YARDS PENALIZED, SEASON

636 2007  
664 2008  
690 2010  
761 2006  
833 2009

#### FEWEST YARDS PENALIZED, GAME

3 vs. Tennessee, 9/30/12  
5 vs. Oakland, 10/4/09  
vs. Miami, 10/12/08  
vs. Indianapolis, 10/5/08  
10 at Tennessee, 9/21/08

#### MOST YARDS PENALIZED, SEASON, OPPONENT

991 2015  
979 2004  
955 2002  
863 2012  
851 2010

#### MOST YARDS PENALIZED, GAME, OPPONENT

128 vs. Buffalo, 10/13/02  
126 vs. Washington, 9/24/06  
117 Twice, last at Cincinnati, 10/2/05  
100 vs. Cincinnati, 11/3/02  
94 at Indianapolis, 12/20/15  
92 at Carolina, 9/20/15

#### FEWEST YARDS PENALIZED, SEASON, OPPONENT

614 2007  
659 2008  
686 2011  
728 2009  
767 2003

#### FEWEST YARDS PENALIZED, GAME, OPPONENT

0 vs. New England, 12/1/13  
5 at N.Y. Jets, 11/26/06  
vs. Cleveland, 10/30/05  
9 vs. N.Y. Jets, 10/19/03  
10 vs. Chicago, 12/28/08  
at New England, 12/17/06

#### MOST YARDS PENALIZED, SEASON, BOTH TEAMS

1,966 2002  
1,947 2013  
1,907 2004  
1,901 2015  
1,736 2012

#### MOST YARDS PENALIZED, GAME, BOTH TEAMS

234 Texans 177 at Jacksonville 57, 12/5/13  
207 Texans 90 at Cincinnati 117, 10/2/05  
203 Texans 75 vs. Buffalo 128, 10/13/02  
200 Texans 113 at Baltimore 87, 9/22/13  
197 Texans 80 vs. Dallas 117, 9/8/02

## ATTENDANCE

### TOP 10 HOME ATTENDANCE

Attendance	Date	Opponent	Result
71,933	9/11/16	Chicago	W, 23-14
71,908	12/13/15	New England	L, 27-6
71,899	1/3/16	Jacksonville	W, 30-6
71,891	10/16/16	Indianapolis	W, 26-23, (OT)
71,890	9/18/16	Kansas City	W, 19-12
71,882	10/30/16	Detroit	W, 20-13
71,815	10/3/16	Tennessee	W, 27-20
71,787	10/9/14	Indianapolis	L, 33-28
71,780	11/2/14	Philadelphia	L, 31-21
71,778	11/29/15	New Orleans	W, 24-6

### TOP 10 ROAD ATTENDANCE

Attendance	Date	Opponent	Result
91,159	10/5/14	Dallas	L, 20-17, (OT)
88,240	9/19/10	Washington	W, 30-27
79,088	10/8/12	N.Y. Jets	W, 23-17
78,843	11/21/10	N.Y. Jets	L, 30-27
78,485	11/5/06	N.Y. Giants	L, 14-10
77,875	12/5/04	N.Y. Jets	L, 29-7
77,462	9/21/14	N.Y. Giants	L, 30-17
77,433	9/26/04	Kansas City	W, 24-21
76,865	10/24/16	Denver	L, 27-9
76,596	11/26/06	N.Y. Jets	L, 26-11

### OVERALL HOME ATTENDANCE

Year	Games	Total	Average
2002	8	559,322	69,915
2003	8	563,748	70,468
2004	8	565,192	70,649
2005	8	562,397	70,300
2006	8	561,469	70,184
2007	8	564,159	70,520
2008	8	563,364	70,421
2009	8	564,864	70,608
2010	8	568,643	71,081
2011	8	571,969	71,496
2012	8	573,321	71,665
2013	8	573,271	71,659
2014	8	574,132	71,767
2015	8	574,159	71,769
2016	5	359,411	71,882

### OVERALL ROAD ATTENDANCE

Year	Games	Total	Average
2002	8	502,400	62,800
2003	8	497,942	62,242
2004	8	544,857	68,107
2005	8	532,541	66,568
2006	8	524,974	65,622
2007	8	515,869	64,483
2008	8	512,254	64,032
2009	8	484,976	60,622
2010	8	539,982	67,498
2011	8	487,733	60,967
2012	8	540,654	67,582
2013	8	530,412	66,302
2014	8	541,851	67,732
2015	8	524,655	65,581
2016	5	272,468	69,788