



# DENVER BRONCOS

## 2016 WEEKLY PRESS RELEASE



Patrick Smyth, *Vice President of Public Relations* • patrick.smyth@broncos.nfl.net  
Erich Schubert, *Senior Manager of Media Relations* • erich.schubert@broncos.nfl.net  
Seth Medvin, *Media Relations Coordinator* • seth.medvin@broncos.nfl.net

3 World Championships • 8 Super Bowls • 10 AFC Title Games • 15 AFC West Titles • 22 Playoff Berths • 28 Winning Seasons



WEEK  
#12



### Denver Broncos (7-3) vs. Kansas City Chiefs (7-3)

Sunday, Nov. 20, 2016 • 6:30 p.m. MST

Sports Authority Field at Mile High (76,125) • Denver

#### BROADCAST INFORMATION

**TELEVISION:** NBC (KUSA-TV) Mike Tirico (play-by-play)  
Cris Collinsworth (color analyst)  
Michele Tafoya (sideline)

**NATIONAL RADIO:** WestwoodOne Kevin Kugler (play-by-play)  
James Lofton (color analyst)

**ENGLISH RADIO:** KOA (850 AM/94.1 FM) Dave Logan (play-by-play)  
The Fox (103.5 FM) Ed McCaffrey (color analyst)  
Andy Lindahl (sideline)

**SPANISH RADIO:** KNRV (1150 AM) Javier Olivas (play-by-play)  
Carlos Valdez (color analyst)  
Hector Salazar (sideline)

#### BRONCOS 2016 SCHEDULE

##### PRESEASON

| Wk. Day | Date    | Opponent      | Site                                | Result   | Rec. |
|---------|---------|---------------|-------------------------------------|----------|------|
| 1 Thu.  | Aug. 11 | at Chicago    | Soldier Field                       | W, 22-0  | 1-0  |
| 2 Sat.  | Aug. 20 | SAN FRANCISCO | Sports Authority Field at Mile High | L, 31-24 | 1-1  |
| 3 Sat.  | Aug. 27 | LOS ANGELES   | Sports Authority Field at Mile High | W, 17-9  | 2-1  |
| 4 Thu.  | Sept. 1 | at Arizona    | University of Phoenix Stadium       | L, 38-17 | 2-2  |

##### REGULAR SEASON

| Wk. Day | Date     | Opponent        | Site                                | Time/Result   | TV/Rec. |
|---------|----------|-----------------|-------------------------------------|---------------|---------|
| 1 Thu.  | Sept. 8  | CAROLINA        | Sports Authority Field at Mile High | W, 21-20      | 1-0     |
| 2 Sun.  | Sept. 18 | INDIANAPOLIS    | Sports Authority Field at Mile High | W, 34-20      | 2-0     |
| 3 Sun.  | Sept. 25 | at Cincinnati   | Paul Brown Stadium                  | W, 29-17      | 3-0     |
| 4 Sun.  | Oct. 2   | at Tampa Bay    | Raymond James Stadium               | W, 27-7       | 4-0     |
| 5 Sun.  | Oct. 9   | ATLANTA         | Sports Authority Field at Mile High | L, 23-16      | 4-1     |
| 6 Thu.  | Oct. 13  | at San Diego    | Qualcomm Stadium                    | L, 21-13      | 4-2     |
| 7 Mon.  | Oct. 24  | HOUSTON         | Sports Authority Field at Mile High | W, 27-9       | 5-2     |
| 8 Sun.  | Oct. 30  | SAN DIEGO       | Sports Authority Field at Mile High | W, 27-19      | 6-2     |
| 9 Sun.  | Nov. 6   | at Oakland      | Oakland-Alameda County Coliseum     | L, 30-20      | 6-3     |
| 10 Sun. | Nov. 13  | at New Orleans  | Mercedes-Benz Superdome             | W, 25-23      | 7-3     |
| 11      | BYE      |                 |                                     |               |         |
| 12 Sun. | Nov. 27  | KANSAS CITY     | Sports Authority Field at Mile High | 6:30 p.m. MST | NBC     |
| 13 Sun. | Dec. 4   | at Jacksonville | EverBank Field                      | 1 p.m. EST    | CBS*    |
| 14 Sun. | Dec. 11  | at Tennessee    | Nissan Stadium                      | 12 p.m. CST   | CBS*    |
| 15 Sun. | Dec. 18  | NEW ENGLAND     | Sports Authority Field at Mile High | 2:25 p.m. MST | CBS     |
| 16 Sun. | Dec. 25  | at Kansas City  | Arrowhead Stadium                   | 7:30 p.m. CST | NBC     |
| 17 Sun. | Jan. 1   | OAKLAND         | Sports Authority Field at Mile High | 2:25 p.m. MST | CBS*    |

\* - Eligible to be moved to a different time as part of the NFL's flex scheduling format.

#### DENVER BRONCOS QUICK HITS

The Broncos own a 21-6 all-time record in games following their bye week, including a 15-3 record in home contests. [See Page 5](#)

Denver has made an NFL-high 16 primetime appearances at home since 2011, owning a 14-2 record in such games and outscoring its opponents by more than 10 points per contest (29.4-18.9). [See Page 6](#)

Broncos **OLB DeMarcus Ware** will be making his 36th all-time appearance on NBC's *Sunday Night Football*—the most by any NFL player since the program made its debut on the network in 2006. [See Page 6](#)

Denver has won an NFL-best 28 consecutive games when winning the turnover battle. [See Page 6](#)

The Broncos have scored a league-high 93 points off turnovers (38.9% of their overall point total). [See Page 6](#)

Inducted in 2015 as the 28th member of the team's Ring of Fame, Owner **Pat Bowlen** has guided Denver to the best win percentage (.615) in the NFL and the third-best win percentage in American pro sports during his tenure (1984-pres.). [See Page 7](#)

Since Executive Vice President of Football Operations/GM **John Elway** was hired in 2011, the Broncos rank second in the league in total wins (71) and are tied for the most playoff berths (5), division titles (5), Super Bowl appearances (2) and World Championships (1) during that span. [See Page 9](#)

Elway's 71 total wins as general manager are the most of any current NFL team's top personnel executive through his first 100 overall games. [See Page 10](#)

In his 32 years in the NFL, including his nine years as a player, **Gary Kubiak** has been a part of the second-most total wins (316) among active NFL head coaches. [See Page 10](#)

Denver **QB Trevor Siemian's** seven wins are tied for the second most by a Broncos quarterback in his first nine starts with the team. [See Page 13](#)

The Broncos rank fifth in the NFL in sacks (29) while totaling the most quarterbacks hits (81) in the league through 11 weeks. [See Page 15](#)

Denver has totaled nine defensive touchdowns (6 INT ret./3 FUM ret.) since the start of the 2015 season (incl. playoffs) to rank second in the NFL during that span. [See Page 16](#)

Broncos **OLB Von Miller** is tied for fifth in the NFL with 9.5 sacks and is closing in on his fifth career 10-sack season. [See Page 17](#)

Denver **S T.J. Ward** has had a hand in six takeaways this season to rank second in the NFL among defenders through Week 11. [See Page 18](#)

Broncos **K Brandon McManus** has connected on 60-of-72 field goal attempts with his 83.3 field goal percentage representing the best career mark in team history (min. 20 att.). [See Page 19](#)

#### 2016 AFC WEST STANDINGS

| Team          | W        | L        | T        | PF         | PA         | Home       | Road       | AFC        | NFC        | DIV        | Streak       |
|---------------|----------|----------|----------|------------|------------|------------|------------|------------|------------|------------|--------------|
| Oakland       | 8        | 2        | 0        | 272        | 243        | 3-2        | 5-0        | 6-1        | 2-1        | 2-1        | Won 4        |
| <b>Denver</b> | <b>7</b> | <b>3</b> | <b>0</b> | <b>239</b> | <b>189</b> | <b>4-1</b> | <b>3-2</b> | <b>4-2</b> | <b>3-1</b> | <b>1-2</b> | <b>Won 1</b> |
| Kansas City   | 7        | 3        | 0        | 222        | 187        | 4-1        | 3-2        | 5-2        | 2-1        | 2-0        | Lost 1       |
| San Diego     | 4        | 6        | 0        | 292        | 278        | 3-2        | 1-4        | 3-5        | 1-1        | 1-3        | Lost 1       |



**2016 TEAM / INDIVIDUAL COMPARISONS**

| <b>BRONCOS/CHIEFS 2016 TEAM COMPARISON</b> |                |               |
|--|----------------|---------------|
|  | <b>BRONCOS</b> | <b>CHIEFS</b> |
| Record .....                               | 7-3            | 7-3           |
| Turnover Margin (NFL Rank) .....           | +5 (5th)       | +14 (T-1st)   |
| <b>OFFENSE</b>                             |                |               |
| Net Yards Per Game (NFL Rank) ..           | 324.7 (27th)   | 332.8 (24th)  |
| Yards Per Play (NFL Rank) .....            | 5.1 (27th)     | 5.3 (19th)    |
| Points Per Game (NFL Rank) .....           | 23.9 (14th)    | 22.8 (19th)   |
| Possession Average .....                   | 29:04          | 30:01         |
| Net Rushing Yards Per Game .....           | 97.4 (22nd)    | 99.7 (21st)   |
| Net Passing Yards Per Game .....           | 227.3 (23rd)   | 233.1 (22nd)  |
| Had Intercepted/Yards .....                | 8/93           | 4/95          |
| Sacks Allowed/Yards .....                  | 26/148         | 22/128        |
| Fumbles/Lost .....                         | 13/7           | 11/6          |
| Third Down Pct. (NFL Rank) .....           | 38.4% (18th)   | 34.7% (25th)  |
| Red Zone TD Pct. (NFL Rank) .....          | 48.5% (26th)   | 40.0% (31st)  |
| Giveaways .....                            | 15             | 8             |
| <b>DEFENSE</b>                             |                |               |
| Net Yards Per Game (NFL Rank) ..           | 318.0 (4th)    | 366.1 (25th)  |
| Yards Per Play (NFL Rank) .....            | 4.8 (2nd)      | 5.6 (19th)    |
| Points Per Game (NFL Rank) .....           | 18.9 (9th)     | 18.7 (T-5th)  |
| Net Rushing Yards Per Game .....           | 123.7 (29th)   | 121.7 (27th)  |
| Net Passing Yards Per Game .....           | 194.3 (2nd)    | 244.4 (16th)  |
| Intercepted By/Yards .....                 | 10/197         | 13/198        |
| Sacks For/Yards .....                      | 29/163         | 19/119        |
| Opponent Fumbles/Lost .....                | 13/10          | 18/10         |
| Third Down Pct. (NFL Rank) .....           | 37.9% (10th)   | 43.7% (30th)  |
| Red Zone TD Pct. (NFL Rank) .....          | 51.6% (10th)   | 55.6% (T-5th) |
| Takeaways .....                            | 20             | 22            |
| <b>SPECIAL TEAMS</b>                       |                |               |
| Punts-Average Yards (Gross) .....          | 46.0           | 45.8          |
| Punts-Average Yards (Net) .....            | 41.7           | 41.2          |
| Punt Returns-Average Per .....             | 9.8            | 15.1          |
| Punt Returns-Average Per Allowed .....     | 6.2            | 6.0           |
| Kickoff Returns-Average Per .....          | 22.5           | 21.4          |
| Kickoff Returns-Average Per Allowed .....  | 16.9           | 25.6          |
| Field Goals Made/Attempted .....           | 21/24          | 23/26         |
| <b>PENALTIES</b>                           |                |               |
| Penalties Against/Yards .....              | 72/607         | 61/452        |
| Opponent Penalties Against/Yards .....     | 65/579         | 58/443        |

| <b>BRONCOS/CHIEFS 2016 INDIVIDUAL COMPARISON</b> |                |                |                |
|--|----------------|----------------|----------------|
|  | <b>BRONCOS</b> | <b>CHIEFS</b>  |                |
| <b>PASSING YARDS</b>                             |                |                |                |
| Siemian .....                                    | 2028           | Smith .....    | 2077           |
| Lynch .....                                      | 393            | Foles .....    | 410            |
| <b>RUSHING YARDS</b>                             |                |                |                |
| C. Anderson* .....                               | 437            | Ware .....     | 641            |
| Booker .....                                     | 396            | West .....     | 183            |
| Bibbs .....                                      | 58             | Hill .....     | 65             |
| <b>RECEIVING YARDS</b>                           |                |                |                |
| Thomas .....                                     | 678            | Hill .....     | 576            |
| Sanders .....                                    | 668            | Maclin .....   | 576            |
| Green .....                                      | 211            | Kelce .....    | 574            |
| <b>POINTS SCORED</b>                             |                |                |                |
| McManus .....                                    | 85             | Santos .....   | 88             |
| Thomas .....                                     | 32             | Kelce .....    | 24             |
| C. Anderson* .....                               | 30             | Ware .....     | 20             |
| <b>INTERCEPTIONS</b>                             |                |                |                |
| Talib .....                                      | 3              | Peters .....   | 5              |
| Stewart .....                                    | 3              | Sorensen ..... | 2              |
| Three Players .....                              | 1              | Berry .....    | 2              |
| <b>SACKS</b>                                     |                |                |                |
| Miller .....                                     | 9.5            | Ford .....     | 10.0           |
| Wolfe .....                                      | 4.5            | Jones .....    | 2.0            |
| Ray .....  | 4.0            | Hali .....     | 1.5            |
| <b>DEFENSIVE TACKLES (PRESS BOX TOTALS)</b>      |                |                |                |
| Ward .....                                       | 66             | Johnson .....  | 73             |
| Davis .....                                      | 52             | Berry .....    | 48             |
| Harris Jr. ....                                  | 46             | Nelson .....   | 43             |
| Stewart .....                                    | 43             | Parker .....   | 39             |
| Marshall .....                                   | 42             | Gaines .....   | 36             |
| <b>KICKOFF RETURNS (AVG.)</b>                    |                |                |                |
| Latimer .....                                    | 6 (24.7)       | Hill .....     | 11 (23.3)      |
| Bibbs .....                                      | 4 (19.8)       | Davis .....    | 9 (21.0)       |
| Norwood .....                                    | 3 (21.7)       | Thomas .....   | 3 (16.3)       |
| <b>PUNT RETURNS (AVG.)</b>                       |                |                |                |
| Norwood .....                                    | 18 (10.3)      | Hill .....     | 22 (15.8)      |
| Talib .....                                      | 1 (1.0)        |                |                |
| <b>FIELD GOALS</b>                               |                |                |                |
| McManus .....                                    | 21/24 (.875)   | Santos .....   | 23/26 (.885)   |
| <b>PUNTS (GROSS/NET AVG.)</b>                    |                |                |                |
| Dixon .....                                      | 48 (46.0/41.7) | Colquitt ..... | 48 (45.8/41.2) |

\* - player not currently on active roster



BRONCOS-CHIEFS ALL-TIME RESULTS

BRONCOS/CHIEFS ALL-TIME RESULTS

| Season (Date)       | W/L      | Result                                 | Site                              |
|---------------------|----------|--|-----------------------------------|
| 1960 (10/30)        | L        | Dallas 17, @Denver 14                  | Bears Stadium                     |
| 1960 (11/13)        | L        | @Dallas 34, Denver 7                   | Cotton Bowl                       |
| 1961 (10/8)         | L        | Dallas 19, @Denver 12                  | Bears Stadium                     |
| 1961 (12/10)        | L        | @Dallas 49, Denver 21                  | Cotton Bowl                       |
| 1962 (11/18)        | L        | Dallas 24, @Denver 3                   | Bears Stadium                     |
| 1962 (12/9)         | L        | @Dallas 17, Denver 10                  | Cotton Bowl                       |
| 1963 (9/7)          | L        | Kansas City 59, @Denver 7              | University of Denver Stadium      |
| 1963 (12/8)         | L        | @Kansas City 52, Denver 21             | Municipal Stadium                 |
| <b>1964 (10/11)</b> | <b>W</b> | <b>@Denver 33, Kansas City 27</b>      | <b>Bears Stadium</b>              |
| 1964 (11/1)         | L        | @Kansas City 49, Denver 39             | Municipal Stadium                 |
| 1965 (10/10)        | L        | Kansas City 31, @Denver 23             | Bears Stadium                     |
| 1965 (12/19)        | L        | @Kansas City 45, Denver 35             | Municipal Stadium                 |
| 1966 (10/8)         | L        | @Kansas City 37, Denver 10             | Municipal Stadium                 |
| 1966 (10/23)        | L        | Kansas City 56, @Denver 10             | Bears Stadium                     |
| 1967 (10/29)        | L        | @Kansas City 52, Denver 9              | Municipal Stadium                 |
| 1967 (12/17)        | L        | Kansas City 38, @Denver 24             | Bears Stadium                     |
| 1968 (9/22)         | L        | @Kansas City 34, Denver 2              | Municipal Stadium                 |
| 1968 (12/14)        | L        | Kansas City 30, @Denver 7              | Bears Stadium                     |
| 1969 (10/5)         | L        | Kansas City 26, @Denver 13             | Mile High Stadium                 |
| 1969 (11/27)        | L        | @Kansas City 31, Denver 17             | Municipal Stadium                 |
| <b>1970 (10/4)</b>  | <b>W</b> | <b>@Denver 26, Kansas City 13</b>      | <b>Mile High Stadium</b>          |
| 1970 (12/6)         | L        | @Kansas City 16, Denver 0              | Municipal Stadium                 |
| 1971 (10/3)         | L        | Kansas City 16, @Denver 3              | Mile High Stadium                 |
| 1971 (11/21)        | L        | @Kansas City 28, Denver 10             | Municipal Stadium                 |
| 1972 (10/1)         | L        | Kansas City 45, @Denver 24             | Mile High Stadium                 |
| 1972 (12/3)         | L        | @Kansas City 24, Denver 21             | Arrowhead Stadium                 |
| 1973 (10/7)         | L        | @Kansas City 16, Denver 14             | Arrowhead Stadium                 |
| <b>1973 (11/25)</b> | <b>W</b> | <b>@Denver 14, Kansas City 10</b>      | <b>Mile High Stadium</b>          |
| <b>1974 (10/6)</b>  | <b>W</b> | <b>Denver 17, @Kansas City 14</b>      | <b>Arrowhead Stadium</b>          |
| 1974 (11/18)        | L        | Kansas City 42, @Denver 34             | Mile High Stadium                 |
| <b>1975 (9/21)</b>  | <b>W</b> | <b>@Denver 37, Kansas City 33</b>      | <b>Mile High Stadium</b>          |
| 1975 (10/26)        | L        | @Kansas City 26, Denver 13             | Arrowhead Stadium                 |
| <b>1976 (10/24)</b> | <b>W</b> | <b>Denver 35, @Kansas City 26</b>      | <b>Arrowhead Stadium</b>          |
| <b>1976 (12/5)</b>  | <b>W</b> | <b>@Denver 17, Kansas City 16</b>      | <b>Mile High Stadium</b>          |
| <b>1977 (10/9)</b>  | <b>W</b> | <b>@Denver 23, Kansas City 7</b>       | <b>Mile High Stadium</b>          |
| <b>1977 (11/20)</b> | <b>W</b> | <b>Denver 14, @Kansas City 7</b>       | <b>Arrowhead Stadium</b>          |
| <b>1978 (9/24)</b>  | <b>W</b> | <b>Denver 23, @Kansas City 17 (OT)</b> | <b>Arrowhead Stadium</b>          |
| <b>1978 (12/10)</b> | <b>W</b> | <b>@Denver 24, Kansas City 3</b>       | <b>Mile High Stadium</b>          |
| <b>1979 (10/14)</b> | <b>W</b> | <b>Denver 24, @Kansas City 10</b>      | <b>Arrowhead Stadium</b>          |
| <b>1979 (10/28)</b> | <b>W</b> | <b>@Denver 20, Kansas City 3</b>       | <b>Mile High Stadium</b>          |
| 1980 (10/19)        | L        | Kansas City 23, @Denver 17             | Mile High Stadium                 |
| 1980 (12/7)         | L        | @Kansas City 31, Denver 14             | Arrowhead Stadium                 |
| 1981 (10/18)        | L        | @Kansas City 28, Denver 14             | Arrowhead Stadium                 |
| <b>1981 (12/6)</b>  | <b>W</b> | <b>@Denver 16, Kansas City 13</b>      | <b>Mile High Stadium</b>          |
| 1982 (12/19)        | L        | Kansas City 37, @Denver 16             | Mile High Stadium                 |
| <b>1983 (10/30)</b> | <b>W</b> | <b>@Denver 27, Kansas City 24</b>      | <b>Mile High Stadium</b>          |
| 1983 (12/18)        | L        | @Kansas City 48, Denver 17             | Arrowhead Stadium                 |
| <b>1984 (9/23)</b>  | <b>W</b> | <b>@Denver 21, Kansas City 0</b>       | <b>Mile High Stadium</b>          |
| 1984 (12/2)         | L        | @Kansas City 16, Denver 13             | Arrowhead Stadium                 |
| <b>1985 (10/27)</b> | <b>W</b> | <b>Denver 30, @Kansas City 10</b>      | <b>Arrowhead Stadium</b>          |
| <b>1985 (12/14)</b> | <b>W</b> | <b>@Denver 14, Kansas City 13</b>      | <b>Mile High Stadium</b>          |
| <b>1986 (11/16)</b> | <b>W</b> | <b>@Denver 38, Kansas City 17</b>      | <b>Mile High Stadium</b>          |
| 1986 (12/7)         | L        | @Kansas City 37, Denver 10             | Arrowhead Stadium                 |
| <b>1987 (10/18)</b> | <b>W</b> | <b>Denver 26, @Kansas City 17</b>      | <b>Arrowhead Stadium</b>          |
| <b>1987 (12/19)</b> | <b>W</b> | <b>@Denver 20, Kansas City 17</b>      | <b>Mile High Stadium</b>          |
| 1988 (9/18)         | L        | @Kansas City 20, Denver 13             | Arrowhead Stadium                 |
| <b>1988 (11/6)</b>  | <b>W</b> | <b>@Denver 17, Kansas City 11</b>      | <b>Mile High Stadium</b>          |
| <b>1989 (9/10)</b>  | <b>W</b> | <b>@Denver 34, Kansas City 20</b>      | <b>Mile High Stadium</b>          |
| <b>1989 (11/12)</b> | <b>W</b> | <b>Denver 16, @Kansas City 13</b>      | <b>Arrowhead Stadium</b>          |
| <b>1990 (9/17)</b>  | <b>W</b> | <b>@Denver 24, Kansas City 23</b>      | <b>Mile High Stadium</b>          |
| 1990 (12/9)         | L        | @Kansas City 31, Denver 20             | Arrowhead Stadium                 |
| <b>1991 (10/20)</b> | <b>W</b> | <b>@Denver 19, Kansas City 16</b>      | <b>Mile High Stadium</b>          |
| <b>1991 (11/17)</b> | <b>W</b> | <b>Denver 24, @Kansas City 20</b>      | <b>Arrowhead Stadium</b>          |
| <b>1992 (10/4)</b>  | <b>W</b> | <b>@Denver 20, Kansas City 19</b>      | <b>Mile High Stadium</b>          |
| 1992 (12/27)        | L        | @Kansas City 42, Denver 20             | Arrowhead Stadium                 |
| 1993 (9/20)         | L        | @Kansas City 15, Denver 7              | Arrowhead Stadium                 |
| <b>1993 (12/12)</b> | <b>W</b> | <b>@Denver 27, Kansas City 21</b>      | <b>Mile High Stadium</b>          |
| 1994 (10/17)        | L        | Kansas City 31, @Denver 28             | Mile High Stadium                 |
| <b>1994 (12/4)</b>  | <b>W</b> | <b>Denver 20, @Kansas City 17 (OT)</b> | <b>Arrowhead Stadium</b>          |
| 1995 (10/22)        | L        | Kansas City 21, @Denver 7              | Mile High Stadium                 |
| 1995 (12/17)        | L        | @Kansas City 20, Denver 17             | Arrowhead Stadium                 |
| 1996 (9/22)         | L        | @Kansas City 17, Denver 14             | Arrowhead Stadium                 |
| <b>1996 (10/27)</b> | <b>W</b> | <b>@Denver 34, Kansas City 7</b>       | <b>Mile High Stadium</b>          |
| <b>1997 (8/31)</b>  | <b>W</b> | <b>@Denver 19, Kansas City 3</b>       | <b>Mile High Stadium</b>          |
| 1997 (11/16)        | L        | @Kansas City 24, Denver 22             | Arrowhead Stadium                 |
| <b>1997 (1/4)</b>   | <b>W</b> | <b>Denver 14, @Kansas City 10*</b>     | <b>Arrowhead Stadium</b>          |
| <b>1998 (11/16)</b> | <b>W</b> | <b>Denver 30, @Kansas City 7</b>       | <b>Arrowhead Stadium</b>          |
| <b>1998 (12/6)</b>  | <b>W</b> | <b>@Denver 35, Kansas City 31</b>      | <b>Mile High Stadium</b>          |
| 1999 (9/19)         | L        | @Kansas City 26, Denver 10             | Arrowhead Stadium                 |
| 1999 (12/5)         | L        | Kansas City 16, @Denver 10             | Mile High Stadium                 |
| 2000 (9/24)         | L        | Kansas City 23, @Denver 22             | Mile High Stadium                 |
| 2000 (12/17)        | L        | @Kansas City 20, Denver 7              | Arrowhead Stadium                 |
| <b>2001 (10/7)</b>  | <b>W</b> | <b>@Denver 20, Kansas City 6</b>       | <b>INVESCO Field at Mile High</b> |
| 2001 (12/16)        | L        | @Kansas City 26, Denver 23 (OT)        | Arrowhead Stadium                 |
| <b>2002 (10/20)</b> | <b>W</b> | <b>Denver 37, @Kansas City 34 (OT)</b> | <b>Arrowhead Stadium</b>          |
| <b>2002 (12/15)</b> | <b>W</b> | <b>@Denver 31, Kansas City 24</b>      | <b>INVESCO Field at Mile High</b> |
| 2003 (10/5)         | L        | @Kansas City 24, Denver 23             | Arrowhead Stadium                 |
| <b>2003 (12/7)</b>  | <b>W</b> | <b>@Denver 45, Kansas City 27</b>      | <b>INVESCO Field at Mile High</b> |
| <b>2004 (9/12)</b>  | <b>W</b> | <b>@Denver 34, Kansas City 24</b>      | <b>INVESCO Field at Mile High</b> |
| 2004 (12/19)        | L        | @Kansas City 45, Denver 17             | Arrowhead Stadium                 |
| <b>2005 (9/26)</b>  | <b>W</b> | <b>@Denver 30, Kansas City 10</b>      | <b>INVESCO Field at Mile High</b> |
| 2005 (12/4)         | L        | @Kansas City 31, Denver 27             | Arrowhead Stadium                 |
| <b>2006 (9/17)</b>  | <b>W</b> | <b>@Denver 9, Kansas City 6 (OT)</b>   | <b>INVESCO Field at Mile High</b> |
| 2006 (11/23)        | L        | @Kansas City 19, Denver 10             | Arrowhead Stadium                 |
| <b>2007 (11/11)</b> | <b>W</b> | <b>Denver 27, @Kansas City 11</b>      | <b>Arrowhead Stadium</b>          |
| <b>2007 (12/9)</b>  | <b>W</b> | <b>@Denver 41, Kansas City 7</b>       | <b>INVESCO Field at Mile High</b> |
| 2008 (9/28)         | L        | @Kansas City 33, Denver 19             | Arrowhead Stadium                 |
| <b>2008 (12/7)</b>  | <b>W</b> | <b>@Denver 24, Kansas City 17</b>      | <b>INVESCO Field at Mile High</b> |
| <b>2009 (12/6)</b>  | <b>W</b> | <b>Denver 44, @Kansas City 13</b>      | <b>Arrowhead Stadium</b>          |
| 2009 (1/3)          | L        | Kansas City 44, @Denver 24             | INVESCO Field at Mile High        |
| <b>2010 (11/14)</b> | <b>W</b> | <b>@Denver 49, Kansas City 29</b>      | <b>INVESCO Field at Mile High</b> |
| 2010 (12/5)         | L        | @Kansas City 10, Denver 6              | Arrowhead Stadium                 |
| <b>2011 (11/13)</b> | <b>W</b> | <b>Denver 17, @Kansas City 10</b>      | <b>Arrowhead Stadium</b>          |
| 2011 (1/1)          | L        | @Denver 3, Kansas City 7               | S.A.F. at Mile High               |
| <b>2012 (11/25)</b> | <b>W</b> | <b>Denver 17, @ Kansas City 9</b>      | <b>Arrowhead Stadium</b>          |
| <b>2012 (12/30)</b> | <b>W</b> | <b>@Denver 38, Kansas City 3</b>       | <b>S.A.F. at Mile High</b>        |
| <b>2013 (11/17)</b> | <b>W</b> | <b>@Denver 27, Kansas City 17</b>      | <b>S.A.F. at Mile High</b>        |
| <b>2013 (12/1)</b>  | <b>W</b> | <b>Denver 35, @ Kansas City 28</b>     | <b>Arrowhead Stadium</b>          |
| <b>2014 (9/14)</b>  | <b>W</b> | <b>@Denver 24, Kansas City 17</b>      | <b>S.A.F. at Mile High</b>        |
| <b>2014 (11/30)</b> | <b>W</b> | <b>Denver 29, @Kansas City 16</b>      | <b>Arrowhead Stadium</b>          |
| <b>2015 (9/17)</b>  | <b>W</b> | <b>Denver 31, @Kansas City 24</b>      | <b>Arrowhead Stadium</b>          |
| 2015 (11/15)        | L        | Kansas City 29, @Denver 13             | S.A.F. at Mile High               |

- AFC Divisional Playoff





## BRONCOS-CHIEFS SERIES BREAKDOWN / CONNECTIONS / WHAT TO WATCH FOR

BRONCOS/CHIEFS SERIES BREAKDOWN  
(REGULAR SEASON)

|                                 |   |
|---------------------------------|---|
| <b>Series Meetings:</b>         | 111                                     |
| <b>Broncos Record:</b>          | 54-57-0 (Home: 35-21-0 / Away: 19-36-0) |
| <b>First Game:</b>              | Dal. 17, at Den. 14 (10/30/60)          |
| <b>Last Game:</b>               | K.C. 29, at Den. 13 (11/15/15)          |
| <b>Current Streak:</b>          | Lost 1                                  |
| <b>Longest Den. Win Streak:</b> | 8 (10/24/76 - 10/28/79)                 |
| <b>Longest K.C. Win Streak:</b> | 11 (11/1/64 - 11/27/69)                 |
| <b>Last Den. Home Win:</b>      | at Den. 24, K.C. 17 (9/14/14)           |
| <b>Last Den. Home Loss:</b>     | K.C. 29, at Den. 13 (11/15/15)          |
| <b>Last Den. Road Win:</b>      | Den. 31, at K.C. 24 (9/17/15)           |
| <b>Last Den. Road Loss:</b>     | at K.C. 10, Den. 6 (12/5/10)            |
| <b>Den. Shutouts:</b>           | 1, at Den. 21, K.C. 0 (9/23/84)         |
| <b>K.C. Shutouts:</b>           | 1, at K.C. 16, Den. 0 (12/6/70)         |
| <b>Most Den. Points:</b>        | 49 (11/14/10); at Den. 49, K.C. 29      |
| <b>Most K.C. Points:</b>        | 59 (9/7/63); at K.C. 59, Den. 7         |
| <b>Total Den. Points:</b>       | 2,293                                   |
| <b>Total K.C. Points:</b>       | 2,544                                   |
| <b>Average Den. Points:</b>     | 20.6                                    |
| <b>Average K.C. Points:</b>     | 22.9                                    |
| <b>Largest Den. Win:</b>        | 34 (12/9/07); at Den. 41, K.C. 7        |
| <b>Largest K.C. Win:</b>        | 52 (9/7/63); at K.C. 59, Den. 7         |
| <b>Most Pts., Both Teams:</b>   | 88 (11/1/64); at K.C. 49, Den. 39       |
| <b>Fewest Pts., Both Teams:</b> | 10 (1/1/12); K.C. 7, at Den. 3          |

## BRONCOS/CHIEFS CONNECTIONS

## CROSSING PATHS (COLLEGE)

Broncos **DE Derek Wolfe** played at Cincinnati with Kansas City **TE Travis Kelce** during the 2008-11 seasons... Denver **Head Coach Gary Kubiak** got his coaching start as a running backs coach at Texas A&M from 1992-93, where he was a colleague of Chiefs **Assistant Head Coach/Wide Receivers David Culley**... Denver **OLB Shane Ray** (2012-14) and **G Conor McGovern** (2011-14) were teammates at Missouri with Kansas City **OL Mitch Morse**... Broncos **ILB Corey Nelson** and **T Donald Stephenson** played at Oklahoma with Chiefs **LS James Winchester** for two seasons (2010-11), helping the Sooners win the Fiesta Bowl in 2010... Broncos **G Max Garcia** was Florida teammates with Kansas City **WR Demarcus Robinson** for two seasons (2013-14)... Denver **WR Jordan Norwood** played at Penn State for one season (2005) with Kansas City **LB Tamba Hali** when the Nittany Lions finished the season ranked No. 3 and won a triple-overtime thriller over Florida State in the Orange Bowl... Broncos **TE Virgil Green** and **ILB Brandon Marshall** were Nevada teammates with Kansas City **LB Josh Mauga** in 2008... Broncos **CB Lorenzo Doss** was teammates with Chiefs **K Cairo Santos** at Tulane for two seasons (2012-13)... Broncos **WR Jordan Taylor** was Rice teammates with Kansas City **DB Phillip Gaines** for four seasons (2010-13)... Broncos **QB Austin Davis** was Southern Miss teammates with Kansas City **DL Rakeem Nunez-Roches** for a single season (2011)... Denver **WR Marlon Brown** was Georgia teammates with Chiefs **WR Chris Conley** for two seasons (2011-12)... Broncos **DE Adam Gotsis** and Kansas City **DB D.J. White** were Georgia Tech teammates during the 2012-15 seasons... Denver **Assistant Strength and Conditioning Coach Dennis Love** held the same title at Clemson and trained Chiefs **DL Jarvis Jenkins** for four seasons (2007-10)... Kansas City **Assistant Linebackers Coach Mark Delone** began his collegiate coaching career at the University of Iowa (2007-08), where he was a defensive student assistant for the father of Broncos **C James Ferentz**, Head Coach Kirk Ferentz.

## CROSSING PATHS (PRO)

Broncos **S Darian Stewart** was a teammate of Kansas City **Defensive Assistant/Secondary Coach Al Harris** for one season (2011) when they

played in St. Louis... **Stewart** and Broncos **WR Marlon Brown** played the 2014 season in Baltimore with Kansas City **OL Jah Reid**... Broncos **QB Austin Davis** (2015), **WR Jordan Norwood** (2012), **S T.J. Ward** (2012-13) and **DE Billy Winn** (2012-15) were Cleveland teammates with Chiefs **OL Mitchell Schwartz**... **Davis** was also St. Louis teammates with Kansas City **OL Mike Person** in 2014... Broncos **OLB DeMarcus Ware** played his rookie season (2005) under the tutelage of Chiefs **Linebackers Coach Gary Gibbs** in Dallas... Denver **Head Coach Gary Kubiak** and **Assistant Special Teams Coach Tony Coaxum** coached **Reid** in Baltimore during the 2014 season... **Norwood** played under the tutelage of Chiefs **Head Coach Andy Reid** and **Assistant Head Coach/Wide Receivers David Culley** when he played for the Eagles in 2009... **Norwood** was also teammates with Chiefs **WR Jeremy Maclin** in Philadelphia during the 2009 season... Broncos **Defensive Assistant Chris Beake** was an offensive assistant in San Francisco and coached Chiefs **QB Alex Smith** in 2010... Broncos **Special Teams Coordinator Joe DeCamillis** coached in Jacksonville with Chiefs **Offensive Line Coach Andy Heck** from 2007-08... **DeCamillis** (2002-06), Denver **Defensive Coordinator Wade Phillips** (2002-03), **Offensive Line Coach Clancy Barone** (2004-06), **Defensive Assistant Chris Beake** (2004-06) and **Quarterbacks/Passing Game Coordinator Greg Knapp** (2004-06) all coached in Atlanta with Chiefs **Defensive Backs Coach Emmitt Thomas**... Broncos **Outside Linebackers Coach Fred Pagac** and **Defensive Backs Coach Joe Woods** were on the Vikings coaching staff from 2006-10 with Chiefs **Running Backs Coach Eric Bieniemy** when Kansas City **Co-Offensive Coordinator Brad Childress** was the head coach in Minnesota... Broncos **Assistant Secondary Coach Samson Brown** coached Chiefs **LB Josh Mauga** with Kansas City **Defensive Coordinator Bob Sutton** for two seasons (2010-11) with the New York Jets.

## FORMER CHIEFS ON THE BRONCOS

Denver **Outside Linebackers Coach Fred Pagac** was Kansas City's linebackers coach from 2004-05... Broncos **T Donald Stephenson** spent four seasons with Kansas City (2012-15).

## HOMETOWN CONNECTIONS

Denver **CB Aqib Talib** and **CB Chris Harris Jr** played college ball for the Kansas Jayhawks in Lawrence, Kan... Broncos **OLB Shane Ray** hails from Kansas City and attended Bishop Miege High School in Roeland Park, Kansas... Broncos **T Donald Stephenson** is also from Kansas City, where he attended Blue Springs High School... Broncos **RB Juwan Thompson** and Chiefs **DB Eric Berry** hail from Fairburn, Ga... Kansas City **Running Backs Coach Eric Bieniemy** is the all-time leading rusher (3,940 total yards, 41 TDs) at the University of Colorado and helped secure the school's lone national championship in 1990... **Bieniemy** also served as the Buffaloes' running backs coach from 2001-02 and as the offensive coordinator from 2011-12... Kansas City **Offensive Quality Control Joe Bleymaier** spent the three previous seasons at the University of Colorado (2013-15), with his final season spent as the Buffaloes' Director of Quality Control... Kansas City **Defensive Assistant Taylor Ebbree** was born in Denver.

## WHAT TO WATCH FOR vs. CHIEFS

## CB CHRIS HARRIS JR. (1 INT in 2016)

\* - Needs an interception to become the seventh player to record multiple interceptions in each of the last six seasons.

## OLB VON MILLER (9.5 sacks in 2016; 69.5 career sacks in 82 GP)

\* - Needs a half sack to join Simon Fletcher as the only two Broncos to post five 10-sack seasons.

\* - Needs a half sack to tie Bruce Smith (83 GP) for the fourth-fastest player to record 70 career sacks.

## WR DEMARYIUS THOMAS (33 career 100-yard rec. games)

\* - Needs 100 receiving yards to tie Calvin Johnson (34) and Julio Jones (34) for the most 100-yard receiving games in the NFL since 2011.

## OLB DeMARCUS WARE (136.5 career sacks)

\* - Needs a sack to tie Richard Dent and John Randle for the eighth-most sacks in NFL history; Needs three sacks to tie Julius Peppers and Jason Taylor for sixth.



NFL STANDINGS / NFL WEEK 12 SCHEDULE / TEAM NOTES

2016 NFL STANDINGS

AFC East

| Team | W | L | T | Pct  | PF  | PA  | Home | Road | Div | AFC | NFC |
|------|---|---|---|------|-----|-----|------|------|-----|-----|-----|
| N.E. | 8 | 2 | 0 | .800 | 271 | 180 | 3-2  | 5-0  | 2-1 | 6-1 | 2-1 |
| Mia. | 6 | 4 | 0 | .600 | 218 | 216 | 4-1  | 2-3  | 2-1 | 5-3 | 1-1 |
| Buf. | 5 | 5 | 0 | .500 | 253 | 215 | 2-2  | 3-3  | 1-3 | 2-4 | 3-1 |
| NYJ  | 3 | 7 | 0 | .300 | 179 | 244 | 1-3  | 2-4  | 1-1 | 3-4 | 0-3 |

AFC North

| Team | W | L  | T | Pct  | PF  | PA  | Home  | Road | Div | AFC | NFC   |
|------|---|----|---|------|-----|-----|-------|------|-----|-----|-------|
| Bal. | 5 | 5  | 0 | .500 | 199 | 187 | 3-2   | 2-3  | 3-0 | 5-2 | 0-3   |
| Pit. | 5 | 5  | 0 | .500 | 238 | 215 | 3-2   | 2-3  | 2-1 | 4-3 | 1-2   |
| Cin. | 3 | 6  | 1 | .350 | 199 | 226 | 2-2-1 | 1-4  | 1-1 | 3-4 | 0-2-1 |
| Cle. | 0 | 11 | 0 | .000 | 184 | 325 | 0-5   | 0-6  | 0-4 | 0-8 | 0-3   |

AFC South

| Team | W | L | T | Pct  | PF  | PA  | Home | Road | Div | AFC | NFC |
|------|---|---|---|------|-----|-----|------|------|-----|-----|-----|
| Hou. | 6 | 4 | 0 | .600 | 181 | 215 | 5-0  | 1-4  | 3-0 | 4-3 | 2-1 |
| Ind. | 5 | 5 | 0 | .500 | 263 | 273 | 3-2  | 2-3  | 2-2 | 3-4 | 2-1 |
| Ten. | 5 | 6 | 0 | .455 | 281 | 275 | 3-3  | 2-3  | 1-3 | 3-5 | 2-1 |
| Jac. | 2 | 8 | 0 | .200 | 193 | 265 | 1-4  | 1-4  | 1-2 | 1-6 | 1-2 |

AFC West

| Team        | W        | L        | T        | Pct         | PF         | PA         | Home       | Road       | Div        | AFC        | NFC        |
|-------------|----------|----------|----------|-------------|------------|------------|------------|------------|------------|------------|------------|
| Oak.        | 8        | 2        | 0        | .800        | 272        | 243        | 3-2        | 5-0        | 2-1        | 6-1        | 2-1        |
| <b>Den.</b> | <b>7</b> | <b>3</b> | <b>0</b> | <b>.700</b> | <b>239</b> | <b>189</b> | <b>4-1</b> | <b>3-2</b> | <b>1-2</b> | <b>4-2</b> | <b>3-1</b> |
| K.C.        | 7        | 3        | 0        | .700        | 222        | 187        | 4-1        | 3-2        | 2-0        | 5-2        | 2-1        |
| S.D.        | 4        | 6        | 0        | .400        | 292        | 278        | 3-2        | 1-4        | 1-3        | 3-5        | 1-1        |

NFC East

| Team | W | L | T | Pct  | PF  | PA  | Home | Road  | Div | NFC | AFC   |
|------|---|---|---|------|-----|-----|------|-------|-----|-----|-------|
| Dal. | 9 | 1 | 0 | .900 | 285 | 187 | 4-1  | 5-0   | 2-1 | 5-1 | 4-0   |
| NYG  | 7 | 3 | 0 | .700 | 204 | 200 | 5-1  | 2-2   | 2-1 | 5-3 | 2-0   |
| Was. | 6 | 3 | 1 | .650 | 254 | 233 | 4-2  | 2-1-1 | 2-1 | 4-2 | 2-1-1 |
| Phi. | 5 | 5 | 0 | .500 | 241 | 186 | 4-0  | 1-5   | 0-3 | 3-5 | 2-0   |

NFC North

| Team | W | L | T | Pct  | PF  | PA  | Home | Road | Div | NFC | AFC |
|------|---|---|---|------|-----|-----|------|------|-----|-----|-----|
| Det. | 6 | 4 | 0 | .600 | 213 | 225 | 4-1  | 2-3  | 1-2 | 4-2 | 2-2 |
| Min. | 6 | 4 | 0 | .600 | 205 | 176 | 4-1  | 2-3  | 1-2 | 4-4 | 2-0 |
| G.B. | 4 | 6 | 0 | .400 | 247 | 276 | 3-2  | 1-4  | 2-1 | 3-4 | 1-2 |
| Chi. | 2 | 8 | 0 | .200 | 157 | 237 | 2-2  | 0-6  | 2-1 | 2-5 | 0-3 |

NFC South

| Team | W | L | T | Pct  | PF  | PA  | Home | Road | Div | NFC | AFC |
|------|---|---|---|------|-----|-----|------|------|-----|-----|-----|
| Atl. | 6 | 4 | 0 | .600 | 320 | 283 | 2-2  | 4-2  | 3-1 | 4-3 | 2-1 |
| T.B. | 5 | 5 | 0 | .500 | 235 | 259 | 1-4  | 4-1  | 2-1 | 4-3 | 1-2 |
| N.O. | 4 | 6 | 0 | .400 | 285 | 286 | 2-3  | 2-3  | 1-2 | 3-3 | 1-3 |
| Car. | 4 | 6 | 0 | .400 | 244 | 246 | 3-3  | 1-3  | 1-3 | 4-4 | 0-2 |

NFC West

| Team | W | L | T | Pct  | PF  | PA  | Home  | Road  | Div   | NFC   | AFC |
|------|---|---|---|------|-----|-----|-------|-------|-------|-------|-----|
| Sea. | 7 | 2 | 1 | .750 | 219 | 173 | 5-0   | 2-2-1 | 1-1-1 | 3-2-1 | 4-0 |
| Ari. | 4 | 4 | 1 | .450 | 226 | 190 | 3-2-1 | 1-3   | 2-1-1 | 3-3-1 | 1-2 |
| L.A. | 4 | 6 | 0 | .400 | 149 | 187 | 1-4   | 3-2   | 2-1   | 3-4   | 1-2 |
| S.F. | 1 | 9 | 0 | .100 | 204 | 313 | 1-5   | 0-4   | 1-3   | 1-7   | 2-0 |

NFL SCHEDULE - REGULAR SEASON WEEK 12

Thursday, Nov. 24

|                            |             |
|----------------------------|-------------|
| Minnesota at Detroit       | 11:30p (CT) |
| Washington at Dallas       | 3:30p (CT)  |
| Pittsburgh at Indianapolis | 8:30p (ET)  |

Sunday, Nov. 27

|                              |                   |
|------------------------------|-------------------|
| Tennessee at Chicago         | 12:00p (CT)       |
| Los Angeles at New Orleans   | 12:00p (CT)       |
| San Diego at Houston         | 12:00p (CT)       |
| Jacksonville at Buffalo      | 1:00p (ET)        |
| Cincinnati at Baltimore      | 1:00p (ET)        |
| Arizona at Atlanta           | 1:00p (ET)        |
| N.Y. Giants at Cleveland     | 1:00p (ET)        |
| San Francisco at Miami       | 1:00p (ET)        |
| Carolina at Oakland          | 1:25p (PT)        |
| Seattle at Tampa Bay         | 4:05p (ET)        |
| New England at N.Y. Jets     | 4:25p (ET)        |
| <b>Kansas City at Denver</b> | <b>6:30p (MT)</b> |

Monday, Nov. 28

|                           |            |
|---------------------------|------------|
| Green Bay at Philadelphia | 8:30p (ET) |
|---------------------------|------------|

BRONCOS SUCCESSFUL AFTER THE BYE

The Broncos own a 21-6 all-time record in games following their bye week, including a 15-3 record in home contests.

BRONCOS GAMES FOLLOWING A BYE WEEK

| Year (Date)         | W/L      | Result                               |
|---------------------|----------|--------------------------------------|
| 1990 (11/4)         | L        | at Minnesota 27, Denver 22           |
| <b>1991 (10/20)</b> | <b>W</b> | <b>at Denver 16, Kansas City 16</b>  |
| <b>1992 (11/8)</b>  | <b>W</b> | <b>at Denver 27, N.Y. Jets 16</b>    |
| <b>1993 (10/3)</b>  | <b>W</b> | <b>at Denver 35, Indianapolis 13</b> |
| <b>1993 (10/31)</b> | <b>W</b> | <b>at Denver 28, Seattle 17</b>      |
| <b>1994 (10/9)</b>  | <b>W</b> | <b>Denver 16, at Seattle 9</b>       |
| <b>1995 (11/5)</b>  | <b>W</b> | <b>at Denver 38, Arizona 6</b>       |
| <b>1996 (10/20)</b> | <b>W</b> | <b>at Denver 45, Baltimore 34</b>    |
| 1997 (10/19)        | L        | at Oakland 28, Denver 25             |
| <b>1998 (10/25)</b> | <b>W</b> | <b>at Denver 37, Jacksonville 24</b> |
| 1999 (12/5)         | L        | Kansas City 16, at Denver 10         |
| <b>2000 (11/5)</b>  | <b>W</b> | <b>Denver 30, at N.Y. Jets 23</b>    |
| <b>2001 (12/30)</b> | <b>W</b> | <b>at Denver 23, Oakland 17</b>      |
| 2002 (11/11)        | L        | Oakland 34, at Denver 10             |
| <b>2003 (11/16)</b> | <b>W</b> | <b>at Denver 37, San Diego 8</b>     |
| <b>2004 (11/21)</b> | <b>W</b> | <b>Denver 34, at New Orleans 13</b>  |
| <b>2005 (11/13)</b> | <b>W</b> | <b>Denver 31, at Oakland 17</b>      |
| <b>2006 (10/9)</b>  | <b>W</b> | <b>at Denver 13, Baltimore 3</b>     |
| <b>2007 (10/21)</b> | <b>W</b> | <b>at Denver 31, Pittsburgh 28</b>   |
| 2008 (11/2)         | L        | Miami 26, at Denver 17               |
| 2009 (11/1)         | L        | at Baltimore 30, Denver 7            |
| <b>2010 (11/14)</b> | <b>W</b> | <b>at Denver 49, Kansas City 29</b>  |
| <b>2011 (10/23)</b> | <b>W</b> | <b>Denver 18, at Miami 15 (OT)</b>   |
| <b>2012 (10/28)</b> | <b>W</b> | <b>at Denver 34, New Orleans 14</b>  |
| <b>2013 (11/10)</b> | <b>W</b> | <b>Denver 28, at San Diego 20</b>    |
| <b>2014 (10/5)</b>  | <b>W</b> | <b>at Denver 41, Arizona 20</b>      |
| <b>2015 (11/1)</b>  | <b>W</b> | <b>at Denver 29, Green Bay 10</b>    |



TEAM NOTES

BEFORE AND AFTER THE BYE

Below are Denver's records before and after its bye week since the bye was introduced in 1990.

BRONCOS BEFORE AND AFTER THE BYE

| Year (Date)             | Record Before         | Record After          | Overall     |
|-------------------------|-----------------------|-----------------------|-------------|
| 1990 (Oct. 28)          | 3-4 (.429)            | 2-7 (.222)            | 5-11 (.313) |
| 1991 (Oct. 13)          | 4-2 (.667)            | 8-2 (.800)            | 12-4 (.750) |
| 1992 (Nov. 1)           | 5-3 (.625)            | 3-5 (.375)            | 8-8 (.500)  |
| 1993 (Sept. 26/Oct. 24) | 2-1 (.667)/3-3 (.500) | 7-6 (.538)/6-4 (.600) | 9-7 (.563)  |
| 1994 (Oct. 2)           | 0-4 (.000)            | 7-5 (.583)            | 7-9 (.438)  |
| 1995 (Oct. 29)          | 4-4 (.500)            | 4-4 (.500)            | 8-8 (.500)  |
| 1996 (Oct. 13)          | 5-1 (.833)            | 8-2 (.800)            | 13-3 (.813) |
| 1997 (Oct. 12)          | 6-0 (1.000)           | 6-4 (.600)            | 12-4 (.750) |
| 1998 (Oct. 18)          | 6-0 (1.000)           | 8-2 (.800)            | 14-2 (.875) |
| 1999 (Nov. 28)          | 4-7 (.364)            | 2-3 (.400)            | 6-10 (.375) |
| 2000 (Oct. 29)          | 4-4 (.500)            | 7-1 (.875)            | 11-5 (.688) |
| 2001 (Dec. 23)          | 7-7 (.500)            | 1-1 (.500)            | 8-8 (.500)  |
| 2002 (Nov. 3)           | 6-2 (.750)            | 3-5 (.375)            | 9-7 (.563)  |
| 2003 (Nov. 9)           | 5-4 (.556)            | 5-2 (.714)            | 10-6 (.625) |
| 2004 (Nov. 14)          | 6-3 (.667)            | 4-3 (.571)            | 10-6 (.625) |
| 2005 (Nov. 6)           | 6-2 (.750)            | 7-1 (.875)            | 13-3 (.813) |
| 2006 (Oct. 1)           | 2-1 (.667)            | 7-6 (.538)            | 9-7 (.563)  |
| 2007 (Oct. 14)          | 2-3 (.400)            | 5-6 (.455)            | 7-9 (.438)  |
| 2008 (Oct. 26)          | 4-3 (.571)            | 4-5 (.444)            | 8-8 (.500)  |
| 2009 (Oct. 25)          | 6-0 (1.000)           | 2-8 (.200)            | 8-8 (.500)  |
| 2010 (Nov. 7)           | 2-6 (.250)            | 2-6 (.250)            | 4-12 (.250) |
| 2011 (Oct. 16)          | 1-4 (.200)            | 7-4 (.636)            | 8-8 (.500)  |
| 2012 (Oct. 21)          | 3-3 (.500)            | 10-0 (1.000)          | 13-3 (.813) |
| 2013 (Nov. 3)           | 7-1 (.875)            | 6-2 (.750)            | 13-3 (.813) |
| 2014 (Sept. 28)         | 2-1 (.667)            | 10-3 (.769)           | 12-4 (.750) |
| 2015 (Oct. 25)          | 6-0 (1.000)           | 6-4 (.600)            | 12-4 (.750) |
| 2016 (Nov. 20)          | 7-3 (.700)            | TBD                   | TBD         |

BRONCOS IN FAMILIAR TERRITORY IN PRIMETIME

The Broncos will be making their NFL-high 17th primetime appearance at home since 2011. In its previous 16 home primetime games, Denver is 14-2 and has outscored its opponents by more than 10 points per contest (29.4-18.9).

MOST HOME PRIMETIME GAMES, SINCE 2011

| Team             | No. | W  | L | T | Pct. |
|------------------|-----|----|---|---|------|
| 1. Denver        | 16  | 14 | 2 | 0 | .875 |
| 2. Green Bay     | 15  | 12 | 3 | 0 | .800 |
| New Orleans      | 15  | 12 | 3 | 0 | .800 |
| 4. Dallas        | 14  | 8  | 6 | 0 | .571 |
| 5. San Francisco | 13  | 8  | 5 | 0 | .615 |
| Philadelphia     | 13  | 6  | 7 | 0 | .462 |

DENVER BRONCOS HOME PRIMETIME GAMES SINCE 2011 (wins in BOLD)

| Date     | Result                         | Program                 |
|----------|--------------------------------|-------------------------|
| 9/12/11  | Oakland 23, Denver 20          | Monday Night Football   |
| 11/17/11 | Denver 17, N.Y. Jets 13        | Thursday Night Football |
| 9/9/12   | Denver 31, Pittsburgh 19       | Sunday Night Football   |
| 10/28/12 | Denver 34, New Orleans 14      | Sunday Night Football   |
| 9/5/13   | Denver 49, Baltimore 27        | Sunday Night Football*  |
| 9/23/13  | Denver 37, Oakland 21          | Monday Night Football   |
| 11/17/13 | Denver 27, Kansas City 17      | Sunday Night Football   |
| 12/12/13 | San Diego 27, Denver 20        | Thursday Night Football |
| 9/7/14   | Denver 31, Indianapolis 24     | Sunday Night Football   |
| 10/19/14 | Denver 42, San Francisco 37    | Sunday Night Football   |
| 10/23/14 | Denver 35, San Diego 21        | Thursday Night Football |
| 11/1/15  | Denver 29, Green Bay 10        | Sunday Night Football   |
| 11/29/15 | Denver 30, New England 24 (OT) | Sunday Night Football   |
| 12/28/15 | Denver 20, Cincinnati 17 (OT)  | Monday Night Football   |
| 9/8/16   | Denver 21, Carolina 20         | Sunday Night Football*  |
| 10/24/16 | Denver 27, Houston 9           | Monday Night Football   |

\*NFL Kickoff Game played on Thursday night

SUNDAY NIGHT FOOTBALL A FAMILIAR SETTING FOR WARE

Broncos outside linebacker DeMarcus Ware will be making his 36th all-time appearance on NBC's *Sunday Night Football*—the most by any NFL player since the program made its debut on the network in 2006.

MOST APPEARANCES ON NBC'S SUNDAY NIGHT FOOTBALL

| Team                         | No. |
|------------------------------|-----|
| 1. DeMarcus Ware, Dal./Den.  | 36* |
| 2. Jason Witten, Dal.        | 35  |
| 3. Eli Manning, NYG          | 29  |
| 4. Tony Romo, Dal.           | 28  |
| 5. Peyton Manning, Ind./Den. | 27  |

\*Includes Sunday's game vs. Chiefs

BRONCOS RIDING 28-GAME WIN STREAK WHEN WINNING TURNOVER BATTLE

Denver has won a franchise-record 28 consecutive games when winning the turnover battle to represent the longest active streak in the NFL.

MOST CONSECUTIVE WINS WHEN WINNING TURNOVER BATTLE (active streaks)

| Team           | Consecutive Wins |
|----------------|------------------|
| 1. Denver      | 28               |
| 2. N.Y. Jets   | 21               |
| 3. New England | 16               |
| 4. Houston     | 12               |

BRONCOS THRIVE OFF TAKEAWAYS

The Broncos have scored a league-high 93 points off turnovers (38.9% of their overall point total).

MOST POINTS SCORED OFF TAKEAWAYS, NFL, 2016

| Team             | No. |
|------------------|-----|
| 1. Denver        | 93  |
| 2. Kansas City   | 72  |
| 3. Arizona       | 68  |
| 4. San Francisco | 65  |
| 5. Tampa Bay     | 64  |

HIGHEST PERCENTAGE OF POINTS SCORED OFF TAKEAWAYS, NFL, 2016

| Team             | TA Pts. | Tot. Pts. | Pct. |
|------------------|---------|-----------|------|
| 1. Denver        | 93      | 239       | 38.9 |
| 2. Kansas City   | 72      | 222       | 32.4 |
| 3. San Francisco | 65      | 204       | 31.9 |
| 4. Arizona       | 68      | 226       | 30.1 |
| 5. Tampa Bay     | 64      | 235       | 27.2 |

BRONCOS DOMINANT IN RECENT DIVISIONAL PLAY

During the last five seasons, the Broncos have compiled a 26-8 (.765) overall record in divisional play to represent the highest win percentage against their own division in the NFL during that span.

BEST RECORDS AGAINST DIVISIONAL OPPONENTS, NFL, 2011-PRES. (Reg. Season + Postseason)

| Team            | W  | L  | T | Pct. |
|-----------------|----|----|---|------|
| 1. Denver       | 26 | 8  | 0 | .765 |
| 2. New England  | 25 | 8  | 0 | .758 |
| 3. Green Bay    | 25 | 8  | 1 | .750 |
| 4. Indianapolis | 24 | 10 | 0 | .706 |
| 5. Baltimore    | 23 | 11 | 0 | .676 |





**TEAM NOTES / OWNER PAT BOWLEN**

**DEFENDING AFC WEST CHAMPIONS**

The Broncos in 2015 clinched their 15th all-time AFC West Division title. Denver has now won five straight division titles to tie Oakland (1972-76) for the most consecutive AFC West crowns in history and tie for the fifth most consecutive division titles in NFL history.

**MOST AFC WEST DIVISION TITLES**

| Team           | No. |
|----------------|-----|
| 1. Denver      | 15  |
| 2. Oakland     | 12  |
| 3. San Diego   | 10  |
| 4. Kansas City | 6   |
| 5. Seattle     | 2   |

**MOST CONSECUTIVE AFC WEST TITLES**

| Team         | No. | Years   |
|--------------|-----|---------|
| 1. Denver    | 5   | 2011-15 |
| Oakland      | 5   | 1972-76 |
| 3. San Diego | 4   | 2006-09 |
| 4. Oakland   | 3   | 2000-02 |
| San Diego    | 3   | 1979-81 |
| San Diego    | 3   | 1963-65 |

**BRONCOS LOOKING FOR ANOTHER SUPER SEASON**

The Denver Broncos played in their eighth Super Bowl in franchise history when they beat the Carolina Panthers 24-10 on Feb. 7 at Levi's Stadium. Denver's eight Super Bowl appearances are tied for the most in NFL history.

**MOST SUPER BOWL APPEARANCES, NFL HISTORY**

| Team             | No. |
|------------------|-----|
| 1. Denver        | 8   |
| Dallas           | 8   |
| New England      | 8   |
| Pittsburgh       | 8   |
| 5. San Francisco | 6   |

**DENVER BRONCOS SUPER BOWL SEASONS**

| Season | Coach         | Opponent      | Result   |
|--------|---------------|---------------|----------|
| 1977   | Red Miller    | Dallas        | L, 27-10 |
| 1986   | Dan Reeves    | N.Y. Giants   | L, 39-20 |
| 1987   | Dan Reeves    | Washington    | L, 42-10 |
| 1989   | Dan Reeves    | San Francisco | L, 55-10 |
| 1997   | Mike Shanahan | Green Bay     | W, 31-24 |
| 1998   | Mike Shanahan | Atlanta       | W, 34-19 |
| 2013   | John Fox      | Seattle       | L, 43-8  |
| 2015   | Gary Kubiak   | Carolina      | W, 24-10 |

**PAT BOWLEN A RING OF FAMER**

Broncos Owner Pat Bowlen was officially enshrined as the 28th member of the Ring of Fame in 2015. Mr. Bowlen's indelible contributions to the Broncos, the community and the NFL have established him as one of the greatest contributors in professional football history.

**PAT BOWLEN'S ALL-TIME RANKINGS AMONG PRO FOOTBALL PRIMARY OWNERS/CHAIRPERSONS**

| Category                       | No. | All-Time Rk. | Since '84 |
|--------------------------------|-----|--------------|-----------|
| Regular-Season Wins            | 320 | 7th          | 1st       |
| Overall Wins                   | 341 | 6th          | 1st       |
| Winning Seasons                | 20  | T-7th        | 1st       |
| Playoff Appearances            | 18  | T-2nd        | 1st       |
| Playoff Wins                   | 21  | T-3rd        | 2nd       |
| Conference Championship Berths | 9   | T-4th        | 2nd       |
| Super Bowl Appearances         | 7   | T-1st        | T-1st     |
| Super Bowl Wins                | 3   | T-4th        | T-3rd     |

**BRONCOS A WINNER UNDER BOWLEN**

During Owner Pat Bowlen's tenure (1984-pres.), the Broncos have posted the best regular-season win percentage (.615) in the NFL and the third-best win percentage by any team in American professional sports.

**FIGURES CURRENT THROUGH NOV. 21**

| Team                    | League | W     | L   | T | Pct. |
|-------------------------|--------|-------|-----|---|------|
| 1. San Antonio Spurs    | NBA    | 1,642 | 948 | - | .634 |
| 2. Los Angeles Lakers   | NBA    | 1,595 | 995 | - | .616 |
| 3. Denver Broncos       | NFL    | 320   | 200 | 1 | .615 |
| 4. New England Patriots | NFL    | 316   | 205 | 0 | .607 |
| 5. San Francisco 49ers  | NFL    | 309   | 210 | 2 | .595 |

**TEAMS WITH TOP WIN PERCENTAGE IN EACH OF THE BIG FOUR PROFESSIONAL SPORTS LEAGUES (SINCE 1984)**

| Team              | League | W     | L     | T   | Pct. |
|-------------------|--------|-------|-------|-----|------|
| San Antonio Spurs | NBA    | 1,642 | 948   | -   | .634 |
| Denver Broncos    | NFL    | 320   | 199   | 1   | .615 |
| Detroit Red Wings | NHL    | 1,322 | 823   | 203 | .569 |
| New York Yankees  | MLB    | 2,965 | 2,307 | -   | .562 |

**PAT BOWLEN IN 33rd YEAR WITH BRONCOS**

Denver Broncos Owner Pat Bowlen, who is in his 33rd year with the franchise in 2016, has received significant consideration for enshrinement into the Pro Football Hall of Fame in the contributor category. Mr. Bowlen's outstanding contributions to the Broncos, the community and the NFL have established him as one of the greatest and most influential contributors in professional football history.

**TEAM SUCCESS**

**Former NFL Commissioner Paul Tagliabue (2/2/16):** "Pat might have been the only owner who had a major role in every one of those four areas (when NFL was transformed in the late 80s and early 90s: television revenue, labor peace, stadium construction & international growth). I worked with over 100 owners. I would put Pat in the top five."

**Dallas Cowboys Owner Jerry Jones (8/3/14):** "Pat once told me: 'My full-time job is for this franchise at the league level.' No one in ownership spent more time on league matters than Pat Bowlen... When you talk about the league and you talk about contribution during these critical years and how we have evolved from where we were in television and how we were in stadium, what we were in all of it, Pat Bowlen spent that kind of time. I do distinguish an owner that did change the course. Pat changed the course."

**Former NBC Sports Chairman Dick Ebersol (2/3/16):** "They should drive (Pat) immediately to the Hall of Fame. It was on his watch that the economic indicator of the NFL, which has always been positive, went into super orbit."

**ESPN's John Clayton (8/3/14):** "I think it's inevitable (Pat) gets in (to the Pro Football Hall of Fame). He's what you want for an owner. He has his priorities taken care of. He's always made his franchise the best possible. He never scrimped on money. He never scrimped on resources. He always created a classy organization. So he's a winner on that front. His involvement in league issues is another big factor."

**TEAM SUCCESS**

- \* - Pat Bowlen is the first owner in professional football history to achieve 300 overall wins in his first 30 years.
- \* - In Pat Bowlen's 33 years as owner of the Broncos, the team has more Super Bowl appearances (7) than losing seasons (5), including three World Championships.
- \* - No team in NFL history has appeared in more Super Bowls (7) under a single owner than the Broncos have under Pat Bowlen. He is one of only seven owners in NFL history to preside over a team that has three or more Super Bowl wins.



## OWNER PAT BOWLEN

## PAT BOWLEN OWNERSHIP PROFILE, cont.

\* - The Broncos' 20 winning seasons and 18 playoff berths since 1984 are the most under a single owner in the NFL during that span. The Broncos have an NFL-low five losing seasons under Mr. Bowlen (never in consecutive years).

\* - During Pat Bowlen's ownership, the Broncos have the most regular-season wins (320) in the NFL as well as the highest winning percentage (.615), which ranks third in all of professional sports (trailing only the NBA's San Antonio Spurs and Los Angeles Lakers).

\* - Pat Bowlen has helped Denver become the only NFL franchise to win at least 90 games in each of the last three decades (the Broncos are well on pace to win 90 games in the 2010s, needing only to finish out the decade with a 21-33 or better record to achieve that mark).

\* - Under Pat Bowlen, the Broncos were the only AFC team to appear in three Super Bowls in the 1980s. They were also the only team from the conference to win a Super Bowl in the 1990s, capturing back-to-back World Championships in 1997-98 while setting an NFL record for most overall wins (33-6, .846) in a two-year period.

## NFL IMPACT

\* - Mr. Bowlen served on nine National Football League committees during his ownership of the Broncos:

NFL Management Council Executive Committee (co-chair)

NFL Broadcasting Committee (chairman)

NFL Compensation Committee

NFL Network Committee

Pro Football Hall of Fame Committee

NFL Business Ventures Committee

NFL Finance Committee

Los Angeles Working Group Committee

NFL Workplace Diversity Committee

\* - In his role as Chair of the NFL Broadcast Committee, Mr. Bowlen led the negotiations of the NFL's \$18 billion TV contract in 1998, the most lucrative single-sport contract in history.

\* - In 1993, Mr. Bowlen gave an ultimatum to the networks that procured a bidding war, bringing FOX (NFC) and NBC (AFC) on as league broadcast partners and nearly doubling the television revenue from those streams.

**Dallas Cowboys Owner Jerry Jones (2/3/16):** "It was a watershed day. It changed NFL history and the game's relationship with TV."

\* - Mr. Bowlen also was a key influencer in the 2006 launch of NBC's Sunday Night Football, which has become the most-watched TV program in the country.

**Former NBC Sports Chairman Dick Ebersol (9/7/14):** "As chairman of the TV committee, Pat Bowlen had more to do with how we watch football in America right now than anybody else in the league. He was the single major force in getting Sunday Night Football. It never would have happened without him."

\* - In 1993, Mr. Bowlen fought to establish the introduction of the "franchise tag" in the Collective Bargaining Agreement, helping teams secure the rights to their key players.

**Former NFL Commissioner Paul Tagliabue (1/28/14):** "The franchise player tag, it was Pat who said, 'Call it the Elway Rule, call it whatever you want, but we're not letting our best player go out on the market.' It doesn't make sense from the fans' standpoint. That's what builds fan bases is continuity with the great players. That's what we as the league called the franchise tag in the beginning, the Elway Rule."

\* - In his position as co-chair of the NFL Management Council Executive Committee, Mr. Bowlen played a key role in the six-year extension of the Collective Bargaining Agreement in 2006 and again was part of the new CBA discussions for the 10-year extension in 2011 that ensured labor peace for the next decade.

## PAT BOWLEN OWNERSHIP PROFILE, cont.

**Former NFL Commissioner Paul Tagliabue (1/28/14):** "When we had tough issues, I'd tell (players union boss) Gene Upshaw, 'Go talk to Pat Bowlen.' And he'd say, 'Why Bowlen?' And I'd say: 'Because he's realistic. If he says it, you can take it to the bank that it's something we as a league are willing to stand by.'"

\* - Mr. Bowlen played an important role in the formation of NFL Network in 2003 and worked to increase its distribution among cable providers and its overall growth.

## INTERNATIONAL GROWTH

\* - The Broncos have played eight international games in six different countries under Mr. Bowlen's ownership (7 American Bowl, 1 regular season in London), marking the third-most such games in league history.

**Former Broncos GM John Beake (8/3/14):** "I remember when they first started the American Bowl, Pat would raise his hand. We went to (seven). He loved that. He loved taking the team over and expanding the game globally."

## STADIUM EXPANSION / FAN EXPERIENCE

\* - Pat Bowlen opened Sports Authority Field at Mile High in 2001, beginning a three-year period in which eight new stadiums opened around the NFL.

\* - With a continued emphasis of improving the fan experience, he commissioned \$30 million worth of upgrades to Sports Authority Field at Mile High during the 2013 offseason that included increasing the size of the scoreboard by three times and improving the audio/visual elements, connectivity, suites and concourses.

## FRANCHISE STABILITY / POPULARITY

\* - During Mr. Bowlen's 33 years of ownership, the Broncos have sold out every regular-season and postseason contest (NFL-high 280 sellouts) as part of the club's 46-year, 383-game sellout streak that is the longest in NFL history in one city.

**Patriots Chairman and CEO Robert Kraft (7/23/14):** "Over the 30 years he's built an environment up there that I think everyone in the NFL would like to copy."

\* - Mr. Bowlen's 33 years of ownership are the 13th-most in pro football history among single owners. He is the second-longest tenured owner in the NFL at this time.

\* - Pat Bowlen helped put the Rocky Mountain Region on the professional sports map with the sustained success of the Broncos. In addition to the team's local popularity, a 2014 Harris Poll identified the Broncos as "America's Team."

## PAT BOWLEN FASTEST TO 300 WINS

Broncos Owner Pat Bowlen earned his 300th win in Week 10 against San Diego in 2013 to become the first owner in professional football history to reach 300 wins in 30 years.

Mr. Bowlen also was the second-fastest owner to 300 wins in terms of games.

## FEWEST YEARS TO REACH 300 OVERALL WINS BY AN OWNER, PROFESSIONAL FOOTBALL HISTORY

| Owner                    | Years |
|--------------------------|-------|
| 1. Pat Bowlen, Den.      | 30    |
| 2. Al Davis, Oak.        | 31    |
| 3. Lamar Hunt, K.C.      | 38    |
| 4. Art Modell, Cle./Bal. | 39    |
| 5. Ralph Wilson, Buf.    | 40    |





OWNER PAT BOWLEN / JOHN ELWAY

**BOWLEN ERA MARKED BY ACHIEVEMENT**

Introduced as the majority owner of the Denver Broncos on March 23, 1984, Pat Bowlen has positioned the Broncos among the league's top franchises during the last three decades.

**REGULAR-SEASON WINS, NFL, 1984-PRES.**

| Team             | No. |
|------------------|-----|
| 1. Denver        | 320 |
| 2. New England   | 316 |
| 3. San Francisco | 309 |
| 4. Pittsburgh    | 306 |
| 5. Green Bay     | 297 |

**OVERALL WINS, NFL, 1984-PRES.**

| Team             | No. |
|------------------|-----|
| 1. New England   | 344 |
| 2. Denver        | 341 |
| 3. San Francisco | 333 |
| 4. Pittsburgh    | 326 |
| 5. Green Bay     | 316 |

**DIVISION TITLES, NFL, 1984-PRES.**

| Team           | No. |
|----------------|-----|
| 1. New England | 16  |
| 2. Denver      | 13  |
| Pittsburgh     | 13  |
| San Francisco  | 13  |
| 5. Green Bay   | 11  |
| Indianapolis   | 11  |

**SEASONS WITH A .500 OR BETTER RECORD, NFL, 1984-PRES.**

| Team           | No. |
|----------------|-----|
| 1. Denver      | 27  |
| 2. New England | 26  |
| 3. Green Bay   | 25  |
| 4. Pittsburgh  | 24  |
| 5. Miami       | 23  |

**CONFERENCE CHAMP. GAMES, NFL, 1984-PRES.**

| Team             | No. |
|------------------|-----|
| 1. New England   | 12  |
| 2. San Francisco | 11  |
| 3. Denver        | 9   |
| Pittsburgh       | 9   |

**SUPER BOWL APPEARANCES, NFL, 1984-PRES.**

| Team           | No. |
|----------------|-----|
| 1. Denver      | 7   |
| New England    | 7   |
| 3. N.Y. Giants | 5   |
| San Francisco  | 5   |
| 5. Buffalo     | 4   |
| Pittsburgh     | 4   |

**SUPER BOWL WINS, NFL, 1984-PRES.**

| Team             | No. |
|------------------|-----|
| 1. San Francisco | 4   |
| New England      | 4   |
| 3. Denver        | 3   |
| Dallas           | 3   |
| N.Y. Giants      | 3   |

**PAT BOWLEN HAS SEVEN SUPER BOWL APPEARANCES**

Broncos Owner Pat Bowlen is tied for first among pro football owners with seven Super Bowl appearances.

Mr. Bowlen's teams have won three Super Bowls to tie for the fourth most under a single owner in pro football history.

**MOST SUPER BOWL APPEARANCES BY A TEAM OWNER, PROFESSIONAL FOOTBALL HISTORY**

| Owner                   | Team          | No. |
|-------------------------|---------------|-----|
| 1. Pat Bowlen           | Denver        | 7   |
| Robert Kraft            | New England   | 7   |
| 3. Edward DeBartolo Jr. | San Francisco | 5   |
| Clint Murchison Jr.     | Dallas        | 5   |
| Joe Robbie              | Miami         | 5   |

**MOST SUPER BOWL WINS BY A TEAM OWNER, PROFESSIONAL FOOTBALL HISTORY**

| Owner                   | Team          | No. |
|-------------------------|---------------|-----|
| 1. Edward DeBartolo Jr. | San Francisco | 5   |
| 2. Robert Kraft         | New England   | 4   |
| Art Rooney              | Pittsburgh    | 4   |
| 4. Pat Bowlen           | Denver        | 3   |
| Al Davis                | Oakland       | 3   |
| Jerry Jones             | Dallas        | 3   |
| Jack Kent Cooke         | Washington    | 3   |

**PAT BOWLEN'S 18 PLAYOFF APPEARANCES TIE FOR SECOND MOST AMONG PRO FOOTBALL OWNERS**

The Broncos have made 18 of their 22 playoff appearances during Owner Pat Bowlen's 33-year tenure (1984-pres.).

Only the late Bud Adams, in his 54 years with the Oilers/Titans franchise, has experienced more playoff appearances (21) among professional football owners.

**MOST PLAYOFF APPEARANCES BY AN OWNER**

| Owner                     | Years           | No. |
|---------------------------|-----------------|-----|
| 1. Bud Adams, Hou./Ten.   | 1960-2013 (54)  | 21  |
| 2. Pat Bowlen, Den.       | 1984-pres. (33) | 18  |
| Art Modell, Cle./Bal.     | 1961-2003 (43)  | 18  |
| 4. Ralph Wilson, Buf.     | 1960-2013 (54)  | 17  |
| Al Davis, Oak.            | 1972-2011 (40)  | 17  |
| Clint Murchison Jr., Dal. | 1960-83 (24)    | 17  |

**ELWAY HAS BRONCOS BACK TO WINNING WAYS**

Since John Elway was hired in 2011 (and coming off a 4-12 record in 2010), the Broncos have posted the second-most regular-season wins (65) in the NFL.

**MOST REGULAR-SEASON WINS, NFL, 2011-PRES.**

| Team           | W  | L  | T | Playoff App. |
|----------------|----|----|---|--------------|
| 1. New England | 69 | 21 | 0 | 5            |
| 2. Denver      | 65 | 25 | 0 | 5            |
| 3. Green Bay   | 60 | 29 | 1 | 5            |
| Seattle        | 60 | 29 | 1 | 4            |
| 5. Cincinnati  | 55 | 33 | 2 | 5            |

**BRONCOS NFL RANKS UNDER JOHN ELWAY (2011-PRES.)**

| Statistic              | No. | Rk.   |
|------------------------|-----|-------|
| Reg. Season Wins       | 65  | 2nd   |
| Playoff Wins           | 6   | T-3rd |
| Overall Wins           | 71  | 2nd   |
| Playoff Berths         | 5   | T-1st |
| Division Titles        | 5   | T-1st |
| Super Bowl Appearances | 2   | T-1st |
| Super Bowl Wins        | 1   | T-1st |



JOHN ELWAY / GARY KUBIAK

ELWAY ERA: FIRST 100 GAMES

The Broncos have played 100 total games (incl. postseason) during John Elway's tenure as an executive (2011-pres.), posting a 71-29 (.710) overall record that ranks second in the NFL during that period.

Elway's 71 total wins are the most by any current NFL team's top personnel executive through his first 100 overall games.

MOST WINS BY CURRENT NFL GENERAL MANAGERS IN THEIR FIRST 100 OVERALL GAMES AS TOP PERSONNEL EXECUTIVE

| Executive                 | First Year | W  | L  | T | Pct. | SB | WC |
|---------------------------|------------|----|----|---|------|----|----|
| 1. John Elway, Den.       | 2011       | 71 | 29 | 0 | .710 | 2  | 1  |
| 2. Jerry Reese, NYG       | 2007       | 64 | 36 | 0 | .640 | 2  | 2  |
| 3. John Schneider, Sea.   | 2010       | 62 | 38 | 0 | .620 | 2  | 1  |
| Kevin Colbert, Pit.       | 2010       | 62 | 38 | 0 | .620 | 1  | 0  |
| 5. Jerry Jones, Dal.      | 1989       | 61 | 39 | 0 | .610 | 2  | 2  |
| 6. Thomas Dimitroff, Atl. | 2008       | 60 | 40 | 0 | .600 | 0  | 0  |
| 7. Ted Thompson, G.B.     | 2005       | 54 | 46 | 0 | .540 | 0  | 0  |
| 8. Ozzie Newsome, Bal.    | 2002       | 52 | 48 | 0 | .520 | 0  | 0  |
| 9. Rick Smith, Hou.       | 2006       | 50 | 50 | 0 | .500 | 0  | 0  |
| 10. Mickey Loomis, N.O.   | 2002       | 47 | 53 | 0 | .470 | 0  | 0  |

PRO FOOTBALL HALL OF FAME GENERAL MANAGERS THROUGH THEIR FIRST 100 OVERALL GAMES AS TOP PERSONNEL EXECUTIVE

| Executive         | First Year | W  | L  | T | Pct. | SB | WC |
|-------------------|------------|----|----|---|------|----|----|
| Bill Polian, Buf. | 1986       | 61 | 39 | 0 | .610 | 1  | 0  |
| Ron Wolf, G.B.    | 1991       | 56 | 44 | 0 | .560 | 0  | 0  |

ELWAY HAS AN EYE FOR TALENT

During John Elway's five seasons as an executive, he has signed or extended the contracts of 14 players who have combined for 24 Pro Bowl selections with the Broncos.

Elway is the only NFL general manager during the last five years to acquire future Pro Bowl players through the draft, street free agency, unrestricted free agency and college free agency.

BRONCOS TO MAKE THE PRO BOWL AFTER BEING ACQUIRED OR HAVING CONTRACT EXTENDED BY JOHN ELWAY

| Year | Player                      | Pro Bowls |
|------|-----------------------------|-----------|
| 2011 | CB Champ Bailey (extension) | 2         |
|      | CB Chris Harris Jr. (CFA)   | 2         |
|      | LB Von Miller (Draft)       | 4         |
|      | RB Willis McGahee (FA)      | 1         |
|      | TE Julius Thomas (Draft)    | 2         |
| 2012 | QB Peyton Manning (FA)      | 3         |
|      | K Matt Prater (extension)   | 1         |
| 2013 | RB C.J. Anderson (CFA)      | 1         |
|      | T Ryan Clady (extension)    | 1         |
|      | G Louis Vasquez (UFA)       | 1         |
| 2014 | WR Emmanuel Sanders (UFA)   | 1         |
|      | CB Aqib Talib (UFA)         | 2         |
|      | S T.J. Ward (UFA)           | 1         |
|      | OLB DeMarcus Ware (FA)      | 2         |

KUBIAK KNOWS HOW TO WIN

Gary Kubiak, who was hired as the 15th head coach in Denver Broncos history on Jan. 19, is a 23-year NFL coaching veteran and a four-time Super Bowl champion.

In his 32 years in the NFL, including his nine years as a player, Kubiak has been a part of the second-most total wins among active NFL head coaches.

ACTIVE NFL HEAD COACHES WHO HAVE BEEN A PART OF THE MOST NFL TOTAL WINS (REG. SEASON + POSTSEASON)

| Coach             | Player | Assistant | Head Coach | Total |
|-------------------|--------|-----------|------------|-------|
| 1. Bill Belichick | 0      | 195       | 254        | 449   |
| 2. Gary Kubiak    | 81     | 151       | 85         | 317   |
| 3. Jeff Fisher    | 23     | 92        | 178        | 293   |
| 4. Ron Rivera     | 94     | 139       | 54         | 287   |
| 5. Andy Reid      | 0      | 84        | 179        | 263   |

KUBIAK AMONG MOST SUCCESSFUL FIRST-YEAR COACHES

Gary Kubiak led the Broncos to 12 wins and the AFC's No. 1 seed in his initial season as head coach of the Broncos. His 12 wins tied Red Miller (1977) for the most by a Broncos first-year head coach.

MOST WINS BY A BRONCOS FIRST-YEAR HEAD COACH

| Head Coach       | Year | No. |
|------------------|------|-----|
| 1. Gary Kubiak   | 2015 | 12  |
| Red Miller       | 1977 | 12  |
| 3. Dan Reeves    | 1981 | 10  |
| 4. Wade Phillips | 1993 | 9   |
| 5. John Fox      | 2011 | 8   |
| Josh McDaniels   | 2009 | 8   |
| Mike Shanahan    | 1995 | 8   |

KUBIAK LEADS DENVER TO SUPER BOWL TITLE IN FIRST SEASON

With Denver's win against Carolina in Super Bowl 50, Gary Kubiak became just the fourth individual in NFL history to win a World Championship in his first year as head coach of a team.

Kubiak, who became the first individual to appear in a Super Bowl as a head coach for the same team he played in a Super Bowl for, has participated in seven Super Bowls as a player, assistant coach, coordinator or head coach.

HEAD COACHES TO WIN THE SUPER BOWL IN THEIR FIRST YEAR WITH A TEAM

| Year | Coach          | Team          | Opp. (Result)       |
|------|----------------|---------------|---------------------|
| 1970 | Don McCaffrey  | Baltimore     | vs. Dal. (W, 16-13) |
| 1989 | George Seifert | San Francisco | vs. Den. (W, 55-10) |
| 2002 | Jon Gruden     | Tampa Bay     | vs. Oak. (W, 48-21) |
| 2015 | Gary Kubiak    | Denver        | vs. Car. (W, 24-10) |

GARY KUBIAK'S SUPER BOWL APPEARANCES (wins in BOLD)

| SB     | Team          | Position             |
|--------|---------------|----------------------|
| XXI    | Denver        | Player               |
| XXII   | Denver        | Player               |
| XXIV   | Denver        | Player               |
| XXIX   | San Francisco | Quarterbacks         |
| XXXII  | Denver        | Offensive Coord./QBs |
| XXXIII | Denver        | Offensive Coord./QBs |
| 50     | Denver        | Head Coach           |

BRONCOS COACHING RECORDS

Below is a look at the overall records (regular season and playoffs) for all of Denver's head coaches in the club's 57-year history.

BRONCOS ALL-TIME HEAD COACHES' OVERALL RECORDS

| Head Coach        | Years      | W   | L  | T | Pct. |
|-------------------|------------|-----|----|---|------|
| Frank Filchok     | 1960-61    | 7   | 20 | 1 | .268 |
| Jack Faulkner     | 1962-64    | 9   | 22 | 1 | .297 |
| Mac Speedie*      | 1964-66    | 6   | 19 | 1 | .250 |
| Ray Malavasi*     | 1966       | 4   | 8  | 0 | .333 |
| Lou Saban         | 1967-71    | 20  | 42 | 3 | .331 |
| Jerry Smith*      | 1971       | 2   | 3  | 0 | .400 |
| John Ralston      | 1972-76    | 34  | 33 | 3 | .507 |
| Red Miller        | 1977-80    | 42  | 25 | 0 | .627 |
| Dan Reeves        | 1981-92    | 117 | 79 | 1 | .596 |
| Wade Phillips     | 1993-94    | 16  | 17 | 0 | .485 |
| Mike Shanahan     | 1995-2008  | 146 | 91 | 0 | .616 |
| Josh McDaniels    | 2009-10    | 11  | 17 | 0 | .393 |
| Eric Studesville* | 2010       | 1   | 3  | 0 | .250 |
| John Fox          | 2011-14    | 49  | 22 | 0 | .690 |
| Gary Kubiak       | 2015-pres. | 22  | 6  | 0 | .786 |

\*Interim Head Coach



**HEAD COACH GARY KUBIAK**

**PRO BOWL PLAYERS COACHED BY KUBIAK**

Broncos Head Coach Gary Kubiak has coached 34 players who have earned a total of 61 Pro Bowl selections at 12 different positions during his coaching career.

**PRO BOWL PLAYERS COACHED BY KUBIAK AS A POSITION COACH, COORDINATOR OR HEAD COACH**

| Player           | Position                | Pro Bowls | Year(s)        |
|------------------|-------------------------|-----------|----------------|
| Duane Brown      | T                       | 2         | 2012-13        |
| Dwayne Carswell  | TE                      | 1         | 2001           |
| Brian Cushing    | LB                      | 1         | 2010           |
| Owen Daniels     | TE                      | 2         | 2009, '12      |
| Terrell Davis    | RB                      | 3         | 1996-98        |
| John Elway       | QB                      | 3         | 1996-98        |
| Justin Forsett   | RB                      | 1         | 2014           |
| Arian Foster     | RB                      | 3         | 2010-12        |
| Brian Greise     | QB                      | 1         | 2000           |
| Chris Harris Jr. | CB                      | 1         | 2015           |
| Andre Johnson    | WR                      | 6         | 2007, '09-13   |
| Tony Jones       | T                       | 1         | 1998           |
| Johnathan Joseph | CB                      | 1         | 2012           |
| Vonta Leach      | FB                      | 1         | 2011           |
| Jerome Mathis    | WR                      | 1         | 2006           |
| Ed McCaffrey     | WR                      | 1         | 1998           |
| Anthony Miller   | WR                      | 1         | 1995           |
| Von Miller       | OLB                     | 1         | 2015           |
| Chris Myers      | C                       | 1         | 2012           |
| Tom Nalen        | C                       | 5         | 1997-2000, '03 |
| Clinton Portis   | RB                      | 1         | 2003           |
| DeMeco Ryans     | LB                      | 2         | 2008, '10      |
| Matt Schaub      | QB                      | 2         | 2010, '12      |
| Mark Schlereth   | G                       | 1         | 1998           |
| Shannon Sharpe   | TE                      | 4         | 1995-98        |
| Rod Smith        | WR                      | 3         | 2000-01, '05   |
| Wade Smith       | G                       | 1         | 2012           |
| Aqib Talib       | CB                      | 1         | 2015           |
| Steve Young      | QB                      | 1         | 1994           |
| DeMarcus Ware    | OLB                     | 1         | 2015           |
| J.J. Watt        | DE                      | 2         | 2012-13        |
| Mario Williams   | DE                      | 2         | 2009-10        |
| Marshal Yanda    | G                       | 1         | 2014           |
| Gary Zimmerman   | T                       | 2         | 1995-96        |
| <b>Totals</b>    | <b>34 plrs./12 pos.</b> | <b>61</b> |                |

**KUBIAK GETS IT DONE WITH DIFFERENT QBs**

Broncos Head Coach Gary Kubiak has led Denver to win streaks of three or more games with three different quarterbacks in the last two seasons, joining Mike Ditka and John Robinson (both from 1985-86) as the last three head coaches to accomplish that feat.

Denver also became the first NFL team since the 1986 Chicago Bears to win six straight games using four different quarterbacks.

**MOST RECENT NFL TEAMS TO FEATURE THREE QUARTERBACKS WITH THREE-GAME WIN STREAKS IN A TWO-YEAR SPAN**

| Team          | Years          | Head Coach         | Quarterback           | Streak   |
|---------------|----------------|--------------------|-----------------------|----------|
| L.A. Rams     | 1985-86        | John Robinson      | Dieter Brock          | 7        |
|               |                |                    | Jim Everett           | 3        |
|               |                |                    | Steve Bartkowski      | 3        |
| Chicago       | 1985-86        | Mike Ditka         | Jim McMahon           | 17       |
|               |                |                    | Steve Fuller          | 4        |
|               |                |                    | Mike Tomczak          | 7        |
| <b>Denver</b> | <b>2015-16</b> | <b>Gary Kubiak</b> | <b>Peyton Manning</b> | <b>7</b> |
|               |                |                    | <b>Brock Osweiler</b> | <b>3</b> |
|               |                |                    | <b>Trevor Siemian</b> | <b>4</b> |

**LAST TWO NFL TEAMS TO WIN SIX CONSECUTIVE GAMES USING FOUR DIFFERENT QUARTERBACKS**

| Team          | Season(s)      | Quarterbacks   |
|---------------|----------------|--|
| Chicago       | 1986           | D. Flutie, S. Fuller, J. McMahon, M. Tomczak         |
| <b>Denver</b> | <b>2015-16</b> | <b>B. Osweiler, P. Manning, T. Siemian, P. Lynch</b> |

**KUBIAK'S YEAR-BY-YEAR COACHING BREAKDOWN**

| Year | Position      | Team/School          | Rec. | Postseason            |
|------|---------------|----------------------|------|-----------------------|
| 1992 | Running Backs | Texas A&M University | 12-0 | Cotton Bowl (0-1)     |
| 1993 | Running Backs | Texas A&M University | 10-1 | Cotton Bowl (0-1)     |
| 1994 | Quarterbacks  | San Francisco 49ers  | 13-3 | World Champions (3-0) |
| 1995 | O.C./QB's     | Denver Broncos       | 8-8  |                       |
| 1996 | O.C./QB's     | Denver Broncos       | 13-3 | Playoffs (0-1)        |
| 1997 | O.C./QB's     | Denver Broncos       | 12-4 | World Champions (4-0) |
| 1998 | O.C./QB's     | Denver Broncos       | 14-2 | World Champions (3-0) |
| 1999 | O.C./QB's     | Denver Broncos       | 6-10 |                       |
| 2000 | O.C./QB's     | Denver Broncos       | 11-5 | Playoffs (0-1)        |
| 2001 | O.C./QB's     | Denver Broncos       | 8-8  |                       |
| 2002 | O.C./QB's     | Denver Broncos       | 9-7  |                       |
| 2003 | O.C.          | Denver Broncos       | 10-6 | Playoffs (0-1)        |
| 2004 | O.C.          | Denver Broncos       | 10-6 | Playoffs (0-1)        |
| 2005 | O.C.          | Denver Broncos       | 13-3 | Playoffs (1-1)        |
| 2006 | Head Coach    | Houston Texans       | 6-10 |                       |
| 2007 | Head Coach    | Houston Texans       | 8-8  |                       |
| 2008 | Head Coach    | Houston Texans       | 8-8  |                       |
| 2009 | Head Coach    | Houston Texans       | 9-7  |                       |
| 2010 | Head Coach    | Houston Texans       | 6-10 |                       |
| 2011 | Head Coach    | Houston Texans       | 10-6 | Playoffs (1-1)        |
| 2012 | Head Coach    | Houston Texans       | 12-4 | Playoffs (1-1)        |
| 2013 | Head Coach    | Houston Texans       | 2-11 |                       |
| 2014 | O.C.          | Baltimore Ravens     | 10-6 | Playoffs (1-1)        |
| 2015 | Head Coach    | Denver Broncos       | 12-4 | World Champions (3-0) |
| 2016 | Head Coach    | Denver Broncos       | 7-3  |                       |

**BREAKDOWN OF GARY KUBIAK'S RECORD COACHING FOOTBALL**

| Category  | W          | L          | T        | Pct.        |
|---|------------|------------|----------|-------------|
| Regular season record as an NFL head coach            | 79         | 71         | 0        | .527        |
| Postseason record as an NFL head coach                | 5          | 2          | --       | .714        |
| Overall record as an NFL head coach                   | 85         | 73         | 0        | .538        |
| Regular season record as an NFL assistant coach       | 137        | 71         | 0        | .659        |
| Postseason record as an NFL assistant coach           | 14         | 8          | --       | .636        |
| Overall record as an NFL assistant coach              | 151        | 79         | 0        | .657        |
| Overall record as an NFL coach                        | 236        | 152        | 0        | .608        |
| Regular season record as a collegiate assistant coach | 22         | 1          | 0        | .957        |
| Postseason record as a collegiate assistant coach     | 1          | 2          | --       | .000        |
| Overall record as a collegiate assistant coach        | 22         | 3          | 0        | .880        |
| <b>Overall record coaching football</b>               | <b>258</b> | <b>155</b> | <b>0</b> | <b>.625</b> |





ASSISTANT COACHES / OFFENSIVE NOTES

BRONCOS BOAST EXPERIENCED COORDINATORS

Broncos Offensive Coordinator Rick Dennison (13 yrs.), Defensive Coordinator Wade Phillips (25 yrs.) and Special Teams Coordinator Joe DeCamillis (24 yrs.) represent the most experienced trio of coordinators in the league with 62 combined years of coordinator experience.

TEAMS WITH MOST EXPERIENCED COORDINATOR GROUP, NFL, 2016  
(Totals include 2016 season)

| Team         | Coordinator            | Exp.      |
|--------------|------------------------|-----------|
| 1. Denver    | Rick Dennison (OC)*    | 13        |
|              | Wade Phillips (DC)     | 25        |
|              | Joe DeCamillis (STC)   | 24        |
|              | <b>Total</b>           | <b>62</b> |
| 2. Tennessee | Terry Robiskie (OC)    | 7         |
|              | Dick LeBeau (DC)**     | 29        |
|              | Steve Hoffman (STC)*** | 5         |
|              | <b>Total</b>           | <b>41</b> |
| 3. Oakland   | Bill Musgrave (OC)**** | 9         |
|              | Ken Norton Jr. (DC)    | 2         |
|              | Brad Seely (STC)       | 28        |
|              | <b>Total</b>           | <b>39</b> |
| Baltimore    | Marty Mornhinweg (OC)^ | 14        |
|              | Dean Pees (DC)         | 9         |
|              | Jerry Rosburg (STC)    | 16        |
|              | <b>Total</b>           | <b>39</b> |
| 5. Atlanta   | Kyle Shanahan (OC)     | 9         |
|              | Richard Smith (DC)     | 6         |
|              | Keith Armstrong (STC)  | 20        |
|              | <b>Total</b>           | <b>35</b> |

\*Spent four seasons as special teams coordinator

\*\*Spent three seasons as special teams coordinator

\*\*\*Took over as special teams coordinator in Week 5 in 2016

\*\*\*\*Was offensive coordinator for final 10 games in 1998

^Took over as offensive coordinator in Week 6 in 2016

2016 BRONCOS ASSISTANT COACHING STAFF

(S) - Sideline; (B) Coaching Booth

OFFENSE

|                      |       |                                  |
|----------------------|-------|----------------------------------|
| Rick Dennison (B)    | ..... | Offensive Coordinator            |
| Clancy Barone (S)    | ..... | Offensive Line                   |
| James Cregg (B)      | ..... | Assistant Offensive Line         |
| Greg Knapp (S)       | ..... | Quarterbacks/Passing Game/Coord. |
| Klint Kubiak (B)     | ..... | Offensive Assistant/Quarterbacks |
| Marc Lubick (B)      | ..... | Assistant Wide Receivers         |
| Brian Pariani (S)    | ..... | Tight Ends                       |
| Eric Studesville (S) | ..... | Running Backs                    |
| Tyke Tolbert (S)     | ..... | Wide Receivers                   |

DEFENSE

|                    |       |                                    |
|--------------------|-------|------------------------------------|
| Wade Phillips (S)  | ..... | Defensive Coordinator              |
| Chris Beake (B)    | ..... | Defensive Assistant/Defensive Line |
| Samson Brown (B)   | ..... | Assistant Defensive Backs          |
| Reggie Herring (S) | ..... | Linebackers                        |
| Bill Kollar (S)    | ..... | Defensive Line                     |
| Fred Pagac (B)     | ..... | Outside Linebackers                |
| Joe Woods (S)      | ..... | Defensive Backs                    |

SPECIAL TEAMS

|                    |       |                           |
|--------------------|-------|---------------------------|
| Joe DeCamillis (S) | ..... | Special Teams Coordinator |
| Tony Coaxum (B)    | ..... | Assistant Special Teams   |

STRENGTH AND CONDITIONING

|                     |       |                                     |
|---------------------|-------|-------------------------------------|
| Luke Richesson (S)  | ..... | Strength and Conditioning           |
| Mike Eubanks (S)    | ..... | Assistant Strength and Conditioning |
| Anthony Lomando (S) | ..... | Assistant Strength and Conditioning |
| Dennis Love (S)     | ..... | Assistant Strength and Conditioning |

DENNISON HAS STRONG BRONCOS ROOTS

Rick Dennison is in his 28th overall year with the Broncos and his fifth as the club's offensive coordinator (2006-08, '15-pres.).

A linebacker for the Broncos for nine seasons (1982-90), Dennison has also worked for the club as an offensive assistant (1995-96), special teams coach (1997-2000) and offensive line coach (2001-05, '09).

Dennison's 16 years of service on the Broncos' coaching staff are the third most in franchise history. His 25 total years with Denver represents the most in team history for a player/coach.

MOST YEARS OF COACHING EXPERIENCE WITH THE BRONCOS

| Coach            | Position                   | Year(s)              |
|------------------|----------------------------|----------------------|
| 1. Mike Shanahan | Wide Receivers             | 1984 (1)             |
|                  | Offensive Coord.           | 1985-87 (3)          |
|                  | Quarterbacks               | 1989-90 (2)          |
|                  | Offensive Coord.           | 1991 (1)             |
|                  | Head Coach                 | 1995-2008 (14)       |
| <b>Total</b>     |                            | <b>21</b>            |
| 2. Joe Collier   | Defensive Backfield        | 1969-71 (3)          |
|                  | Defensive Coord.           | 1972-81 (10)         |
|                  | Asst. Head Coach/Defense   | 1982-88 (7)          |
|                  | <b>Total</b>               |                      |
| 3. Stan Jones    | Defensive Line             | 1967-71, '76-88 (18) |
|                  | <b>Total</b>               |                      |
| 4. Rick Dennison | Offensive Assistant        | 1995-96 (2)          |
|                  | Special Teams              | 1997-2000 (4)        |
|                  | Offensive Line             | 2001-05 (5)          |
|                  | Offensive Coord.           | 2006 (1)             |
|                  | Offensive Coord./Off. Line | 2007-08 (2)          |
|                  | Offensive Line             | 2009 (1)             |
| Offensive Coord. | 2015 (1)                   |                      |
| <b>Total</b>     |                            | <b>16</b>            |
| 5. Bobby Turner  | Running Backs              | 1995-2009 (15)       |
|                  | <b>Total</b>               |                      |

MOST YEARS OF EXPERIENCE WITH THE BRONCOS AS A COACH/PLAYER

| Name              | Player | Coach | Total |
|-------------------|--------|-------|-------|
| 1. Rick Dennison  | 9      | 16    | 25    |
| 2. Barney Chavous | 13     | 11    | 24    |
| 3. Gary Kubiak    | 9      | 12    | 21    |
| Mike Shanahan     | 0      | 21    | 21    |
| 5. Joe Collier    | 0      | 20    | 20    |

DENNISON'S YEAR-BY-YEAR COORDINATOR TOTALS

Rick Dennison's units have averaged a No. 12 total ranking during his eight seasons as an NFL offensive coordinator.

RICK DENNISON'S YEARLY OFFENSIVE TOTALS/RANKINGS

| Year            | Team    | AS OFFENSIVE COORDINATOR |                   |                   |                  |
|-----------------|---------|--------------------------|-------------------|-------------------|------------------|
|                 |         | Pass Off.                | Rush Off.         | Total Off.        | Scoring Off.     |
| 2006            | Denver  | 174.9 (25)               | 134.5 (8)         | 309.4 (21)        | 19.9 (17)        |
| 2007            | Denver  | 224.0 (13)               | 122.3 (9)         | 346.3 (11)        | 20.0 (21)        |
| 2008            | Denver  | 279.4 (3)                | 116.4 (12)        | 395.8 (2)         | 23.1 (16)        |
| 2010            | Houston | 259.0 (4)                | 127.6 (7)         | 400.8 (3)         | 24.4 (9)         |
| 2011            | Houston | 219.1 (18)               | 153.9 (2)         | 384.0 (13)        | 23.9 (10)        |
| 2012            | Houston | 239.4 (11)               | 132.7 (8)         | 385.6 (7)         | 26.0 (8)         |
| 2013            | Houston | 238.3 (15)               | 108.9 (20)        | 370.4 (11)        | 17.3 (31)        |
| 2015            | Denver  | 248.1 (14)               | 107.4 (17)        | 355.5 (15)        | 22.2 (19)        |
| 2016            | Denver  | 227.3 (23)               | 97.4 (22)         | 324.7 (27)        | 23.9 (14)        |
| <b>Averages</b> |         | <b>234.4 (14)</b>        | <b>122.3 (12)</b> | <b>363.6 (12)</b> | <b>22.3 (16)</b> |



OFFENSIVE NOTES

BRONCOS GO WITH SIEMIAN

The Broncos are just the fourth Super Bowl champion to open the following season with a different quarterback.

DEFENDING SUPER BOWL CHAMPIONS TO START A DIFFERENT QUARTERBACK IN WEEK 1 THE FOLLOWING SEASON

| Team      | SB     | Quarterback    | Next Yr. | Quarterback    |
|-----------|--------|----------------|----------|----------------|
| Dallas    | VI     | Roger Staubach | 1972     | Craig Morton   |
| Denver    | XXXIII | John Elway     | 1999     | Brian Griese   |
| Baltimore | XXXV   | Trent Dilfer   | 2001     | Elvis Grbac    |
| Denver    | 50     | Peyton Manning | 2016     | Trevor Siemian |

SIEMIAN 7-2 THROUGH NINE GAMES AS A STARTER

Trevor Siemian's seven wins are tied for the second most by a Broncos quarterback in his first nine starts with the team.

BEST RECORDS BY A BRONCOS QB THROUGH HIS FIRST NINE STARTS

| Player            | Season(s) | W | L | T | Pct. |
|-------------------|-----------|---|---|---|------|
| 1. Craig Morton   | 1977      | 8 | 1 | 0 | .889 |
| 2. Trevor Siemian | 2016      | 7 | 2 | 0 | .778 |
| Jake Plummer      | 2003      | 7 | 2 | 0 | .778 |
| 4. Peyton Manning | 2012      | 6 | 3 | 0 | .667 |
| Tim Tebow         | 2010-11   | 6 | 3 | 0 | .667 |
| 7. Kyle Orton     | 2009      | 6 | 3 | 0 | .667 |
| Jay Cutler        | 2006-07   | 4 | 5 | 0 | .444 |
| John Elway        | 1983      | 4 | 5 | 0 | .444 |
| Charley Johnson   | 1972      | 4 | 5 | 0 | .444 |
| Frank Tripucka    | 1960      | 4 | 5 | 0 | .444 |

SIEMIAN WINS STARTING DEBUT

Trevor Siemian became the sixth quarterback drafted by Denver to earn a win in his first NFL start.

QUARTERBACKS DRAFTED BY DENVER TO START FOR THE TEAM

| Player           | Year Drafted | Rd. (Ovr.) | GS w/Denver |
|------------------|--------------|------------|-------------|
| Mickey Slaughter | 1963         | 7 (N/A)    | 19          |
| Scotty Glacken   | 1966         | 7 (N/A)    | 1           |
| Marlin Briscoe   | 1968         | 14 (357)   | 5           |
| Chuck Pastrana   | 1969         | 11 (270)   | 3           |
| John Hufnagel    | 1973         | 14 (348)   | 1           |
| Craig Penrose    | 1976         | 4 (107)    | 4           |
| Mark Herrmann    | 1981         | 4 (98)     | 1           |
| Gary Kubiak      | 1983         | 8 (197)    | 5           |
| Tommy Maddox     | 1992         | 1 (25)     | 4           |
| Brian Griese     | 1998         | 3 (91)     | 51          |
| Jarious Jackson  | 2000         | 7 (214)    | 1           |
| Jay Cutler       | 2006         | 1 (11)     | 37          |
| Tim Tebow        | 2010         | 1 (25)     | 14          |
| Brock Osweiler   | 2012         | 2 (57)     | 7           |
| Trevor Siemian   | 2015         | 7 (250)    | 9           |
| Paxton Lynch     | 2016         | 1 (26)     | 1           |

QUARTERBACKS DRAFTED BY DENVER TO WIN THEIR STARTING DEBUT

| Player           | Date       | Res./Opp.         | Att. | Cmp. | Yds. | TD | INT | Rtg.  |
|------------------|------------|-------------------|------|------|------|----|-----|-------|
| Mickey Slaughter | 9/29/1963  | W, 14-10 vs. Bos. | 18   | 7    | 109  | 0  | 2   | 20.1  |
| Marlin Briscoe   | 10/6/1968  | W, 10-7 vs. Cin.  | 11   | 4    | 37   | 0  | 0   | 46.4  |
| Craig Penrose    | 12/5/1976  | W, 17-16 vs. K.C. | 27   | 11   | 176  | 2  | 2   | 57.0  |
| Gary Kubiak      | 11/20/1983 | W, 38-27 vs. Sea. | 18   | 10   | 165  | 1  | 1   | 81.9  |
| Brock Osweiler   | 11/22/2015 | W, 17-15 at Chi.  | 27   | 20   | 250  | 2  | 0   | 127.1 |
| Trevor Siemian   | 9/8/2016   | W, 21-20 vs. Car. | 26   | 18   | 178  | 1  | 2   | 69.1  |

SIEMIAN IMPRESSIVE IN FIRST ROAD START

Broncos quarterback Trevor Siemian completed 23-of-35 passes (65.7%) for 312 yards with four touchdowns (132.1 rtg.) against Cincinnati in Week 3 to become the first player in NFL history with 300 passing yards, four passing touchdowns and zero interceptions in his first career road start.

His performance marked just the third time any Broncos quarterback has reached those totals in a road game. The two previous occurrences were by Peyton Manning during his 2013 MVP season.

BRONCOS TO THROW FOR 300 YARDS AND THREE TOUCHDOWNS WITHOUT AN INTERCEPTION IN A ROAD GAME

| Player         | Opp. (Date)        | Att. | Cmp. | Pct. | Yds. | TD | INT | Rtg.  |
|----------------|--------------------|------|------|------|------|----|-----|-------|
| Peyton Manning | at S.D. (11/10/13) | 36   | 25   | 69.4 | 330  | 4  | 0   | 135.2 |
| Peyton Manning | at Hou. (12/22/13) | 51   | 32   | 62.7 | 400  | 4  | 0   | 113.2 |
| Trevor Siemian | at Cin. (9/25/16)  | 35   | 23   | 65.7 | 312  | 4  | 0   | 132.1 |

LYNCH MAKES FIRST CAREER START vs. FALCONS

Broncos quarterback Paxton Lynch, who was selected by Denver with the 26th overall pick in the 2016 NFL Draft, made his professional starting debut in Week 5 against Atlanta.

Lynch completed 23-of-35 passes (65.7%) for 223 yards with one touchdown and one interception (81.0 rtg.). His 23 completions were one shy of the Broncos record for a starting debut (Brian Griese, 24 vs. Mia., 9/13/99).

MOST COMPLETIONS BY A QUARTERBACK IN HIS BRONCOS STARTING DEBUT

| Player             | Opponent (Date)      | No. |
|--------------------|----------------------|-----|
| 1. Brian Griese    | vs. Mia. (9/13/1999) | 24  |
| 2. Paxton Lynch    | vs. Atl. (10/9/2016) | 23  |
| 3. Ken Karcher     | vs. Hou (10/4/1987)  | 22  |
| 4. Steve DeBerg    | at Cin. (11/22/1981) | 21  |
| 5. Charley Johnson | at Oak. (10/22/1972) | 20  |
| Brock Osweiler     | at Chi. (11/22/2015) | 20  |
| Hugh Millen        | at LAA (12/11/1994)  | 20  |

THOMAS IN ELITE COMPANY

Broncos wide receiver Demaryius Thomas posted 105 receptions for 1,304 yards in 2015 to join Marvin Harrison (1999-2002) and Torry Holt (2002-05) as the only players in league history with four consecutive seasons totaling at least 90 catches and 1,300 receiving yards.

MOST CONSECUTIVE SEASONS WITH 90 RECEPTIONS AND 1,300 RECEIVING YARDS, NFL HISTORY

| Player                    | No. | Years     |
|---------------------------|-----|-----------|
| 1. Demaryius Thomas, Den. | 4   | 2012-15   |
| Torry Holt, Stl.          | 4   | 2002-05   |
| Marvin Harrison, Ind.     | 4   | 1999-2002 |

THOMAS' 1,000-YARD SEASONS

Broncos wide receiver Demaryius Thomas has topped 1,000 receiving yards in each of the last four seasons, joining Ring of Famer Rod Smith as the only players in franchise history to accomplish that feat.

MOST CONSECUTIVE SEASONS WITH 1,000 RECEIVING YARDS, BRONCOS HISTORY

| Player              | No. | Years     |
|---------------------|-----|-----------|
| 1. Rod Smith        | 6   | 1997-2002 |
| 2. Demaryius Thomas | 4*  | 2012-15   |
| 3. Brandon Marshall | 3   | 2007-09   |
| Ed McCaffrey        | 3   | 1998-2000 |

\*active streak



OFFENSIVE NOTES

THOMAS WORKS HIS WAY UP TEAM RECORD BOOKS

Broncos wide receiver Demaryius Thomas owns two of the Top 5 single-season reception totals in team history and three of the Top 5 single-season receiving yardage totals in franchise annals.

MOST RECEPTIONS, SINGLE SEASON, BRONCOS HISTORY

| Player                     | Year        | Rec.       |
|----------------------------|-------------|------------|
| 1. Rod Smith               | 2000        | 113        |
| <b>2. Demaryius Thomas</b> | <b>2014</b> | <b>111</b> |
| <b>3. Demaryius Thomas</b> | <b>2015</b> | <b>105</b> |
| 4. Brandon Marshall        | 2008        | 104        |
| 5. Brandon Marshall        | 2007        | 102        |

MOST RECEIVING YARDS, SINGLE SEASON, BRONCOS HISTORY

| Player                     | Year        | Yds.         |
|----------------------------|-------------|--------------|
| <b>1. Demaryius Thomas</b> | <b>2014</b> | <b>1,619</b> |
| 2. Rod Smith               | 2000        | 1,602        |
| 3. Brandon Lloyd           | 2010        | 1,448        |
| <b>4. Demaryius Thomas</b> | <b>2012</b> | <b>1,434</b> |
| <b>5. Demaryius Thomas</b> | <b>2013</b> | <b>1,430</b> |

THOMAS TOP FIVE IN BRONCOS CAREER RECEIVING

Broncos wide receiver Demaryius Thomas currently ranks fourth in Broncos history in receptions (511) and third in receiving yards (7,299) and receiving touchdowns (52).

He is the second-fastest player in Broncos history to reach 500 career receptions.

MOST CAREER RECEPTIONS, BRONCOS HISTORY

| Player                     | Rec.       |
|----------------------------|------------|
| 1. Rod Smith               | 849        |
| 2. Shannon Sharpe          | 675        |
| 3. Lionel Taylor           | 543        |
| <b>4. Demaryius Thomas</b> | <b>511</b> |
| 5. Ed McCaffrey            | 462        |

FEWEST GAMES TO REACH 500 RECEPTIONS, BRONCOS HISTORY

| Player                     | GP        |
|----------------------------|-----------|
| 1. Lionel Taylor           | 80        |
| <b>2. Demaryius Thomas</b> | <b>94</b> |
| 3. Rod Smith               | 110       |
| 4. Shannon Sharpe          | 131       |

MOST CAREER RECEIVING YARDS, BRONCOS HISTORY

| Player                     | Yds.         |
|----------------------------|--------------|
| 1. Rod Smith               | 11,389       |
| 2. Shannon Sharpe          | 8,439        |
| <b>3. Demaryius Thomas</b> | <b>7,299</b> |
| 4. Lionel Taylor           | 6,872        |
| 5. Ed McCaffrey            | 6,200        |

MOST CAREER RECEIVING TOUCHDOWNS, BRONCOS HISTORY

| Player                     | TD        |
|----------------------------|-----------|
| 1. Rod Smith               | 68        |
| 2. Shannon Sharpe          | 55        |
| <b>3. Demaryius Thomas</b> | <b>52</b> |
| 4. Ed McCaffrey            | 46        |
| 5. Haven Moses             | 44        |
| Lionel Taylor              | 44        |

THOMAS IS DENVER'S ALL-TIME LEADING POSTSEASON RECEIVER

Broncos wide receiver Demaryius Thomas owns the most receptions (53) and receiving touchdowns (6) in Broncos postseason history while ranking second in team playoff annals with 759 receiving yards.

MOST CAREER RECEPTIONS, BRONCOS POSTSEASON HISTORY

| Player                     | Rec.      |
|----------------------------|-----------|
| <b>1. Demaryius Thomas</b> | <b>53</b> |
| 2. Rod Smith               | 49        |
| 3. Shannon Sharpe          | 47        |
| 4. Vance Johnson           | 40        |
| 5. Ed McCaffrey            | 36        |

MOST CAREER RECEIVING YARDS, BRONCOS POSTSEASON HISTORY

| Player                     | Yds.       |
|----------------------------|------------|
| 1. Rod Smith               | 860        |
| <b>2. Demaryius Thomas</b> | <b>759</b> |
| 3. Vance Johnson           | 715        |
| 4. Shannon Sharpe          | 505        |
| 5. Ed McCaffrey            | 490        |

MOST CAREER RECEIVING TOUCHDOWNS, BRONCOS POSTSEASON HISTORY

| Player                     | TD       |
|----------------------------|----------|
| <b>1. Demaryius Thomas</b> | <b>6</b> |
| Rod Smith                  | 6        |
| 3. Vance Johnson           | 4        |
| 4. Eight players           | 2        |

THOMAS' 100-YARD GAMES

Broncos wide receiver Demaryius Thomas has produced 33 career 100-yard receiving games (including playoffs) to represent the most in Broncos history and the third most in the NFL since 2011 when he recorded his first 100-yard output.

MOST 100-YARD RECEIVING GAMES, BRONCOS HISTORY (incl. playoffs)

| Player                     | No.       |
|----------------------------|-----------|
| <b>1. Demaryius Thomas</b> | <b>33</b> |
| 2. Rod Smith               | 31        |
| 3. Lionel Taylor           | 24        |
| 4. Ed McCaffrey            | 18        |
| Shannon Sharpe             | 18        |

MOST 100-YARD RECEIVING GAMES, NFL, 2011-PRES. (incl. playoffs)

| Player                             | No.       |
|------------------------------------|-----------|
| 1. Julio Jones, Atl.               | 35        |
| 2. Calvin Johnson, Det.            | 34        |
| <b>3. Demaryius Thomas, Den.</b>   | <b>33</b> |
| 4. Brandon Marshall, Mia./Chi./NYJ | 32        |
| 5. Antonio Brown, Pit.             | 31        |

THOMAS/SANDERS A DANGEROUS TANDEM

Broncos wide receivers Demaryius Thomas (105-1,304) and Emmanuel Sanders (76-1,135) posted the fourth-most combined receptions (181) and receiving yards (2,440) among receiving duos in the NFL in 2015.

MOST COMBINED RECEPTIONS BY AN OFFENSIVE TANDEM, NFL, 2015

| Team             | Tandem                                   | Rec.       |
|------------------|--|------------|
| 1. Atlanta       | J. Jones (136) / D. Freeman (73)         | 209        |
| 2. Pittsburgh    | A. Brown (136) / H. Miller (60)          | 196        |
| 3. N.Y. Jets     | B. Marshall (109) / E. Decker (80)       | 189        |
| <b>4. Denver</b> | <b>D. Thomas (105) / E. Sanders (76)</b> | <b>181</b> |
| Detroit          | G. Tate (90) / C. Johnson (88)           | 178        |

MOST COMBINED RECEIVING YARDS BY AN OFFENSIVE TANDEM, NFL, 2015

| Team             | Tandem  | Rec.         | Yds. |
|------------------|---|--------------|------|
| 1. Pittsburgh    | A. Brown (1,834) / M. Bryant (765)            | 2,599        |      |
| 2. N.Y. Jets     | B. Marshall (1,502) / E. Decker (1,027)       | 2,529        |      |
| 3. Atlanta       | J. Jones (1,871) / J. Tamme (657)             | 2,528        |      |
| <b>4. Denver</b> | <b>D. Thomas (1,305) / E. Sanders (1,135)</b> | <b>2,440</b> |      |
| 5. Jacksonville  | A. Robinson (1,400) / A. Hurns (1,031)        | 2,431        |      |





OFFENSIVE / DEFENSIVE NOTES

THOMAS/SANDERS A DYNAMIC DUO

Wide receivers Demaryius Thomas and Emmanuel Sanders have each topped 100 receiving yards in the same game six times since 2014 to lead all NFL receiving duos during that span.

MOST GAMES WITH A RECEIVING DUO EACH TOTALING 100 YARDS, NFL, SINCE 2014

| Players                   | Team       | No. |
|---------------------------|------------|-----|
| 1. D. Thomas / E. Sanders | Denver     | 6   |
| 2. A. Brown / M. Bryant   | Pittsburgh | 3   |
| R. Cobb / J. Nelson       | Green Bay  | 3   |

GAMES WITH EMMANUEL SANDERS & DEMARIYUS THOMAS EACH RECORDING 100 RECEIVING YARDS

| Opp. (Date)              | Thomas | Sanders |
|--------------------------|--------|---------|
| vs. Arizona (10/5/14)    | 226    | 101     |
| vs. San Diego (10/23/14) | 105    | 120     |
| at New England (11/2/14) | 127    | 151     |
| at St. Louis (11/16/14)  | 103    | 102     |
| at Cleveland (10/18/15)  | 111    | 109     |
| at Cincinnati (9/25/16)  | 100    | 117     |

SANDERS A BIG-PLAY THREAT

Broncos wide receiver Emmanuel Sanders is tied for fifth in the NFL with 31 receptions covering 25 or more yards since he joined the Broncos in 2014.

MOST 25+YARD RECEPTIONS, NFL, 2014-PRES.

| Player                    | No. |
|---------------------------|-----|
| 1. T.Y. Hilton, Ind.      | 40  |
| 2. Antonio Brown, Pit.    | 39  |
| Julio Jones, Atl.         | 39  |
| 4. Rob Gronkowski, N.E.   | 37  |
| 5. Emmanuel Sanders, Den. | 31  |
| DeSean Jackson, Phi./Was. | 31  |
| Odell Beckham Jr., NYG    | 31  |
| Mike Evans, T.B.          | 31  |

BIBBS GOES THE DISTANCE

Broncos running back Kapri Bibbs recorded his first career touchdown on a 69-yard reception against Oakland in Week 9. The play represented the longest scoring reception in history by a Broncos running back.

LONGEST RECEPTIONS BY A RUNNING BACK, BRONCOS HISTORY

| Player            | Opp. (Date)         | Length |
|-------------------|---------------------|--------|
| 1. Clinton Portis | at K.C. (10/5/03)   | 72     |
| 2. Kapri Bibbs    | at Oak. (11/6/16)   | 69t    |
| 3. Mike Anderson  | at K.C. (12/4/05)   | 66t    |
| Clinton Portis    | vs. K.C. (12/15/02) | 66t    |
| 5. Andre Hall     | at Chi. (11/25/07)  | 65     |

BRONCOS DEFENSIVE RANKINGS

The Broncos rank among the league leaders in many significant defensive categories through the first 11 weeks of the season.

DENVER'S 2016 DEFENSIVE STATISTICAL RANKINGS

| Statistic                   | No.   | Rk.    |
|-----------------------------|-------|--------|
| Total Defense               | 318.0 | 4th    |
| Pass Defense                | 194.3 | 2nd    |
| Rush Defense                | 123.7 | 29th   |
| Scoring Defense             | 18.9  | 9th    |
| Sacks                       | 29    | 5th    |
| Interceptions               | 10    | T-5th  |
| Interception Return Yards   | 197   | 3rd    |
| Passes Defensed             | 56    | 6th    |
| Defensive Forced Fumbles    | 7     | T-22nd |
| Defensive Fumble Recoveries | 7     | T-5th  |

PHILLIPS' YEAR-BY-YEAR COORDINATOR TOTALS

Wade Phillips owns 24 years of experience as an NFL defensive coordinator with seven different teams.

In 2015, Phillips was honored as the Co-Assistant Coach of the Year by the Pro Football Writers of America. The first Broncos assistant to receive the honor, Phillips also received assistant coach of the year recognition in 2011 as Houston's defensive coordinator.

He joins Dom Capers (Pit., 1994; Jac., 1999) and Dick LeBeau (Pit., 2004, '08) as the only two-time winners of the award which was initiated by the PFWA in 1993.

WADE PHILLIPS' YEARLY DEFENSIVE TOTALS/RANKINGS AS DEFENSIVE COORDINATOR

| Year            | Team    | Pass Def.         | Rush Def.         | Total Def.        | Scoring Def.     |
|-----------------|---------|-------------------|-------------------|-------------------|------------------|
| 1981            | N.O.    | 208.6 (20)        | 119.8 (11)        | 328.3 (11)        | 23.6 (24)        |
| 1982            | N.O.    | 181.4 (8)         | 108.2 (10)        | 289.7 (5)         | 17.8 (8)         |
| 1983            | N.O.    | 168.2 (1)         | 125.0 (11)        | 293.2 (2)         | 21.1 (12)        |
| 1984            | N.O.    | 153.3 (1)         | 153.8 (26)        | 307.1 (4)         | 22.6 (19)        |
| 1985            | N.O.    | 228.3 (23)        | 135.1 (19)        | 363.4 (24)        | 25.1 (22)        |
| 1986            | Phi.    | 202.2 (14)        | 124.3 (19)        | 326.5 (17)        | 19.5 (12)        |
| 1987            | Phi.    | 240.4 (28)        | 109.5 (9)         | 349.9 (23)        | 25.3 (25)        |
| 1988            | Phi.    | 259.2 (28)        | 103.3 (6)         | 362.4 (27)        | 19.9 (14)        |
| 1989            | Denver  | 176.7 (3)         | 98.8 (6)          | 275.4 (3)         | 14.1 (1)         |
| 1990            | Denver  | 211.4 (21)        | 122.7 (17)        | 334.1 (20)        | 23.4 (23)        |
| 1991            | Denver  | 172.2 (3)         | 112.1 (19)        | 284.3 (5)         | 14.7 (3)         |
| 1992            | Denver  | 195.0 (18)        | 122.7 (23)        | 317.7 (22)        | 20.6 (19)        |
| 1995            | Buffalo | 218.9 (16)        | 101.6 (11)        | 320.5 (13)        | 20.9 (12)        |
| 1996            | Buffalo | 191.8 (8)         | 104.3 (14)        | 296.1 (9)         | 16.6 (6)         |
| 1997            | Buffalo | 191.3 (12)        | 112.0 (15)        | 303.3 (9)         | 22.9 (23)        |
| 2002            | Atlanta | 205.4 (16)        | 127.9 (23)        | 333.4 (19)        | 19.6 (8)         |
| 2003            | Atlanta | 237.5 (32)        | 144.3 (29)        | 381.8 (32)        | 26.4 (30)        |
| 2004            | S.D.    | 253.3 (31)        | 81.7 (3)          | 335.0 (18)        | 19.6 (11)        |
| 2005            | S.D.    | 224.9 (28)        | 84.3 (1)          | 309.3 (13)        | 19.5 (13)        |
| 2006            | S.D.    | 200.8 (13)        | 100.8 (7)         | 301.6 (10)        | 18.9 (7)         |
| 2011            | Houston | 189.7 (3)         | 96.0 (4)          | 285.7 (2)         | 17.4 (4)         |
| 2012            | Houston | 225.8 (16)        | 97.5 (7)          | 323.3 (7)         | 20.7 (9)         |
| 2013            | Houston | 195.2 (3)         | 122.4 (23)        | 317.6 (7)         | 26.8 (24)        |
| 2015            | Denver  | 199.6 (1)         | 83.6 (3)          | 283.1 (1)         | 18.5 (4)         |
| 2016            | Denver  | 194.3 (2)         | 123.7 (29)        | 318.0 (4)         | 18.9 (9)         |
| <b>Averages</b> |         | <b>205.0 (14)</b> | <b>112.6 (14)</b> | <b>317.6 (12)</b> | <b>20.6 (14)</b> |

BRONCOS GETTING TO THE QUARTERBACK

The Broncos rank fifth in the NFL with 29 sacks and rank first in the league with 81 quarterback hits through 11 weeks this season.

MOST TEAM SACKS, NFL, 2016

| Team        | No. |
|-------------|-----|
| 1. Buffalo  | 31  |
| Seattle     | 31  |
| 3. Carolina | 30  |
| Tennessee   | 30  |
| 5. Denver   | 29  |

MOST TEAM QUARTERBACK HITS, NFL, 2016

| Team           | No. |
|----------------|-----|
| 1. Denver      | 81  |
| 2. Minnesota   | 75  |
| 3. Seattle     | 74  |
| 4. New Orleans | 70  |
| Washington     | 70  |



## DEFENSIVE NOTES

## BRONCOS RANK SECOND IN DEFENSIVE TDs SINCE '15

The Broncos have totaled nine total defensive touchdowns (6 INT ret.; 3 FUM ret.) since the start of the 2015 season (incl. playoffs) to tie for the most in the NFL during that span.

## MOST DEFENSIVE TOUCHDOWNS, NFL, 2015-pres. (incl. playoffs)

| Team           | INT-TD | FUM-TD | Total |
|----------------|--------|--------|-------|
| 1. Kansas City | 7      | 3      | 10    |
| 2. Denver      | 6      | 3      | 9     |
| Carolina       | 7      | 2      | 9     |
| 4. Arizona     | 5      | 2      | 7     |
| 5. Four teams  | -      | -      | 6     |

## DENVER'S DEFENSIVE TOUCHDOWNS, 2015-16

| Opp. (Date)         | Player          | Defensive TD    |
|---------------------|-----------------|-----------------|
| vs. Bal. (9/13/15)  | Aqib Talib      | 51-yd. INT ret. |
| at K.C. (9/17/15)   | Bradley Roby    | 21-yd. FUM ret. |
| at Oak. (10/11/15)  | Chris Harris    | 74-yd. INT ret. |
| at Cle. (10/18/15)  | Aqib Talib      | 63-yd. INT ret. |
| at S.D. (12/6/15)   | Danny Trevathan | 25-yd. INT ret. |
| vs. Car. (2/7/16)   | Malik Jackson   | FUM rec. In EZ  |
| vs. Ind. (9/18/16)  | Aqib Talib      | 36-yd. INT ret. |
| vs. Ind. (9/18/16)  | Shane Ray       | 15-yd. FUM ret. |
| vs. S.D. (10/30/16) | Bradley Roby    | 49-yd. INT ret. |

## DEFENSE SETTLES DOWN AFTER INITIAL DRIVES

The Broncos have given up 41 points during their opponents' 10 initial drives this season (4.1 pts./drive) to contribute to the team's -37 scoring differential (60-23) in the first quarter.

However, Denver's defense has regularly put the clamps down its opponents thereafter, allowing just 142 points on its opponents' other 107 possessions (1.3 pts./drive).

## BREAKDOWN OF DENVER'S OPPONENT POSSESSIONS

| Opp. Possessions | No.        | Pts.       | Pts./Poss. |
|------------------|------------|------------|------------|
| Opp. 1st Poss.   | 10         | 41         | 4.1        |
| All Other Poss.  | 107        | 142        | 1.3        |
| <b>TOTAL</b>     | <b>117</b> | <b>183</b> | <b>1.6</b> |

## MILLER NAMED SUPER BOWL 50 MVP

Broncos outside linebacker Von Miller recorded six tackles (5 solo), 2.5 sacks (27 yds.), one pass defensed and two forced fumbles in Denver's 24-10 win against Carolina in Super Bowl 50 to earn Game MVP honors.

Miller became just the 10th defensive player to win Super Bowl MVP honors.

## DEFENSIVE PLAYERS TO BE NAMED SUPER BOWL MVP

| Season | S.B.   | Player               | Pos.             |
|--------|--------|----------------------|------------------|
| 1970   | V      | Chuck Howley, Dal.   | Linebacker       |
| 1972   | VII    | Jake Scott, Mia.     | Safety           |
| 1977   | XII    | Harvey Martin, Dal.  | Defensive End    |
|        |        | Randy White, Da.     | Defensive Tackle |
| 1985   | XX     | Richard Dent, Chi.   | Defensive End    |
| 1995   | XXX    | Larry Brown, Dal.    | Cornerback       |
| 2000   | XXXV   | Ray Lewis, Bal.      | Linebacker       |
| 2002   | XXXVII | Dexter Jackson, T.B. | Safety           |
| 2013   | XLVIII | Malcolm Smith, Sea.  | Linebacker       |
| 2015   | 50     | Von Miller, Den.     | Linebacker       |

## MILLER SETS BRONCOS PLAYOFF SACK RECORD

Von Miller recorded 2.5 sacks each in Denver's AFC Championship Game against New England and Super Bowl 50 against Carolina to set a franchise single-game playoff record.

Miller's five total sacks tie for the fourth most in the NFL in a single post-season since sacks became an official statistic beginning in 1982.

## MOST SACKS, SINGLE GAME, BRONCOS POSTSEASON HISTORY

| Player            | Opponent (Date)           | No. |
|-------------------|---------------------------|-----|
| 1. Von Miller     | vs. Carolina (2/7/16)     | 2.5 |
| Von Miller        | vs. New England (1/24/16) | 2.5 |
| 2. Shaun Phillips | vs. San Diego (1/12/14)   | 2.0 |
| Robert Ayers      | vs. Pittsburgh (1/8/12)   | 2.0 |
| Neil Smith        | at Kansas City (1/4/98)   | 2.0 |
| Alfred Williams   | at Kansas City (1/4/98)   | 2.0 |
| Simon Fletcher    | at L.A. Raiders (1/9/94)  | 2.0 |
| Simon Fletcher    | vs. Cleveland (1/14/90)   | 2.0 |
| Rulon Jones       | vs. New England (1/4/87)  | 2.0 |
| Lyle Alzado       | vs. Dallas (1/15/78)      | 2.0 |
| Rubin Carter      | vs. Dallas (1/15/78)      | 2.0 |

## MOST SACKS IN A SINGLE POSTSEASON, NFL, SINCE 1982

| Player                  | Season | GP | Sk. |
|-------------------------|--------|----|-----|
| 1. LaMarr Woodley, Pit. | 2008   | 3  | 6.0 |
| Michael McCrary, Bal.   | 2000   | 4  | 6.0 |
| Richard Dent, Chi.      | 1985   | 3  | 6.0 |
| 4. Von Miller, Den.     | 2015   | 3  | 5.0 |
| Terrell Suggs, Bal.     | 2010   | 2  | 5.0 |
| Willie McGinest, N.E.   | 2003   | 3  | 5.0 |
| Tony Tolbert, Dal.      | 1995   | 3  | 5.0 |

## MILLER A FOUR-TIME PRO BOWLER

Broncos outside linebacker Von Miller was selected to his fourth career Pro Bowl in 2015 to join Hall of Fame running back Floyd Little and Ring of Fame safety Steve Atwater as the only players to make four Pro Bowls in their first five seasons with Denver.

## MOST PRO BOWLS IN FIRST FIVE SEASONS WITH BRONCOS

| Player        | Pos. | No. |
|---------------|------|-----|
| 1. Von Miller | OLB  | 4   |
| Steve Atwater | S    | 4   |
| Floyd Little  | RB   | 4*  |
| 4. Ryan Clady | T    | 3   |
| Terrell Davis | RB   | 3   |
| Riley Odoms   | TE   | 3   |

\*Total includes AFL All-Star selections

## MILLER THIRD-FASTEST TO 70 SACKS

Broncos outside linebacker Von Miller (70 total sacks in first 81 games) tied for the third-fastest player in NFL history to compile 70 quarterback takedowns.

## FASTEST PLAYERS TO REACH 70 CAREER SACKS, NFL HISTORY (incl. postseason)

| Player          | GP |
|-----------------|----|
| 1. Reggie White | 57 |
| 2. J.J. Watt    | 76 |
| 3. Von Miller   | 81 |
| Richard Dent    | 81 |



DEFENSIVE NOTES

MILLER JOINS ELITE BRONCOS SACK GROUP

Broncos outside linebacker Von Miller is one of just two players in franchise history (Elvis Dumervil, 2006-11) to post at least five sacks in each of his first six NFL seasons.

Miller currently ranks fifth on the franchise's all-time sack list with 69.5 career quarterback takedowns.

BRONCOS WITH FIVE SACKS IN EACH OF THEIR FIRST SIX NFL SEASONS

| Player            | Years          | Sacks       |
|-------------------|----------------|-------------|
| Elvis Dumervil    | 2006-11*       | 63.5        |
| <b>Von Miller</b> | <b>2011-16</b> | <b>69.5</b> |

\*spent 2010 season on injured reserve

MOST CAREER SACKS, BRONCOS HISTORY

| Player               | Years             | No.         |
|----------------------|-------------------|-------------|
| 1. Simon Fletcher    | 1985-95           | 97.5        |
| 2. Karl Mecklenburg  | 1983-94           | 79.0        |
| 3. Barney Chavous    | 1973-85           | 75.0        |
| 4. Rulon Jones       | 1980-88           | 73.5        |
| 5. <b>Von Miller</b> | <b>2011-pres.</b> | <b>69.5</b> |

\*Note: Broncos sack totals before 1982 derived from play-by-play analysis

MILLER'S 10-SACK SEASONS

Broncos outside linebacker Von Miller is one of three players in franchise history with at least four 10-sack seasons.

MOST SEASONS WITH 10+ SACKS, BRONCOS HISTORY

| Player               | No.      | Years                  |
|----------------------|----------|------------------------|
| 1. Simon Fletcher    | 5        | 1989-93                |
| 2. <b>Von Miller</b> | <b>4</b> | <b>2011-12, '14-15</b> |
| Paul Smith           | 4        | 1970-73                |
| 4. Elvis Dumervil    | 3        | 2007, '09, '12         |
| Rulon Jones          | 3        | 1980, '84-85           |
| Rich Jackson         | 3        | 1968-70                |

MILLER AMONG NFL SACK LEADERS

Von Miller is tied for fourth in the NFL with 9.5 sacks through 11 weeks this season.

MOST INDIVIDUAL SACKS, NFL, 2016

| Player                     | No.        |
|----------------------------|------------|
| 1. Lorenzo Alexander, Buf. | 10.0       |
| Cliff Avril, Sea.          | 10.0       |
| Dee Ford, K.C.             | 10.0       |
| 4. <b>Von Miller, Den</b>  | <b>9.5</b> |
| Vic Beasley Jr., Atl.      | 9.5        |

MILLER'S SACK STREAKS

Broncos outside linebacker Von Miller has recorded six career sack streaks spanning five or more games, including a seven-game streak from 2015-16 that tied for the third-longest streak in team history.

VON MILLER'S LONGEST CAREER STREAKS WITH AT LEAST A HALF SACK

| Year(s)           | Games          | No.      |
|-------------------|----------------|----------|
| 1. <b>2015-16</b> | <b>16, 1-6</b> | <b>7</b> |
| 2014              | 2-7            | 6        |
| 2012              | 8-13           | 6        |
| 4. 2015           | 9-13           | 5        |
| 2011              | 8-12           | 5        |
| 2011              | 2-6            | 5        |

LONGEST SACK STREAKS, BRONCOS HISTORY

| Player               | Year(s)        | Games          | No.      |
|----------------------|----------------|----------------|----------|
| 1. Simon Fletcher    | 1992-93        | 10-16, 1-3     | 10*      |
| 2. Simon Fletcher    | 1991           | 9-16           | 8        |
| 3. <b>Von Miller</b> | <b>2015-16</b> | <b>16, 1-6</b> | <b>7</b> |
| Lyle Alzado          | 1984-85        | 9-14, 1        | 7        |

\*NFL record

MILLER AMONG BEST FORCING FUMBLES SINCE '11

Von Miller ranks fifth in the NFL with 17 forced fumbles since he entered the league in 2011.

MOST FORCED FUMBLES, NFL, 2011-PRES.

| Player                     | No.       |
|----------------------------|-----------|
| 1. Cliff Avril, Det./Sea.  | 19        |
| Charles Tillman, Chi./Car. | 19        |
| 3. Ryan Kerrigan, Was.     | 18        |
| Robert Quinn, Stl.         | 18        |
| 5. <b>Von Miller, Den.</b> | <b>17</b> |

MILLER/WARE A DANGEROUS DUO

Broncos outside linebackers Von Miller and DeMarcus Ware each rank in the Top 6 in NFL history (since 1982) in sacks per game among players who have appeared in 50 or more contests.

MOST SACKS PER GAME, NFL HISTORY (Since 1982 / min. 50 GP)

| Player                   | GP         | Sk           | Sk/G        |
|--------------------------|------------|--------------|-------------|
| 1. J.J. Watt*            | 83         | 76.0         | 0.92        |
| 2. Reggie White          | 232        | 198.0        | 0.85        |
| 3. <b>Von Miller*</b>    | <b>82</b>  | <b>69.5</b>  | <b>0.85</b> |
| 4. Mark Gastineau        | 89         | 74.0         | 0.83        |
| 5. Aldon Smith*          | 59         | 47.5         | 0.81        |
| 6. <b>DeMarcus Ware*</b> | <b>173</b> | <b>136.5</b> | <b>0.79</b> |

\*active player

WARE A NINE-TIME PRO BOWL SELECTION

Broncos outside linebacker DeMarcus Ware was named to his ninth Pro Bowl in 2015 to represent the most selections by an active NFL defensive player.

MOST PRO BOWL SELECTIONS AMONG ACTIVE NFL DEFENSIVE PLAYERS

| Player                  | Pos.          | No.      |
|-------------------------|---------------|----------|
| 1. <b>DeMarcus Ware</b> | <b>OLB/DE</b> | <b>9</b> |
| 2. Julius Peppers       | OLB/DE        | 8        |
| 3. Dwight Freeney       | OLB/DE        | 7        |
| Darrelle Revis          | CB            | 7        |

WARE AMONG NFL'S TOP PASS RUSHERS

Broncos outside linebacker DeMarcus Ware owns 136.5 career sacks rank 10th in NFL history and second among active players.

MOST SACKS IN NFL HISTORY (Since 1982)

| Player                    | No.          |
|---------------------------|--------------|
| 1. Bruce Smith            | 200.0        |
| 2. Reggie White           | 198.0        |
| 3. Kevin Greene           | 160.0        |
| 4. Chris Doleman          | 150.5        |
| 5. Michael Strahan        | 141.5        |
| 6. Julius Peppers*        | 140.5        |
| 7. Jason Taylor           | 139.5        |
| 8. Richard Dent           | 137.5        |
| John Randle               | 137.5        |
| 10. <b>DeMarcus Ware*</b> | <b>136.5</b> |

\*active player





## DEFENSIVE NOTES

## RAY POSTS THREE SACKS IN FIRST CAREER START

Broncos outside linebacker Shane Ray totaled a career-high three sacks in Denver's Week 3 win against Cincinnati to become the third-youngest player in team history with a three-sack game.

Ray also became the first NFL player since John Henderson (Jac., 2002) to post a three-sack game in his first career start.

YOUNGEST PLAYERS IN BRONCOS HISTORY  
WITH THREE A THREE-SACK GAME (Since 1982)

| Player              | Opp. (Date)              | Sk         | Age (Yrs.-Days) |
|---------------------|--------------------------|------------|-----------------|
| 1. Reggie Hayward   | vs. Sea. (12/9/01)       | 3.0        | 22-270          |
| 2. Elvis Dumervil   | at Cle. (10/22/06)       | 3.0        | 22-276          |
| <b>3. Shane Ray</b> | <b>at Cin. (9/25/16)</b> | <b>3.0</b> | <b>23-130</b>   |
| 4. Von Miller       | at Cin. (11/4/12)        | 3.0        | 23-223          |
| 5. Von Miller       | vs. S.D. (11/18/12)      | 3.0        | 23-237          |

## WARD A FORCE IN THE BACKFIELD

Broncos safety T.J. Ward ranks fourth among NFL defensive backs with 20 tackles for a loss since 2013—a total that includes 6.5 quarterback sacks and 13.5 run stuffs.

## MOST TACKLES FOR A LOSS BY A DEFENSIVE BACK, NFL, 2013-PRES.

| Player                         | No.       |
|--------------------------------|-----------|
| 1. Reshad Jones, Mia.          | 21        |
| T.J. McDonald, L.A.            | 21        |
| Tyrann Mathieu, Ari.           | 21        |
| <b>4. T.J. Ward, Cle./Den.</b> | <b>20</b> |
| 5. Malcolm Jenkins, N.O./Phi.  | 18        |

## WARD A TAKEAWAY MACHINE

Broncos safety T.J. Ward has had a hand in six takeaways this season to rank second in the NFL through Week 11.

## MOST DEFENSIVE TAKEAWAYS BEING A PART OF, NFL, 2016

| Player                    | INT      | FF       | FR       | Total    |
|---------------------------|----------|----------|----------|----------|
| 1. Marcus Peters, K.C.    | 5        | 1        | 3        | 9        |
| <b>2. T.J. Ward, Den.</b> | <b>1</b> | <b>3</b> | <b>2</b> | <b>6</b> |
| 3. Nine players           | -        | -        | -        | 5        |

## HARRIS JR.: UNRAFTED TO PRO BOWLER

Signed by the Broncos as a college free agent in 2011, cornerback Chris Harris Jr. is one of just five undrafted cornerbacks in pro football history to make multiple Pro Bowls with his original team.

UNRAFTED CBs TO MAKE MULTIPLE PRO BOWLS  
WITH THEIR ORIGINAL TEAM

| Player                  | Team          | Pro Bowls w/original team |
|-------------------------|---------------|---------------------------|
| Cornell Green           | Dallas        | 5 (1967-69, '71-'72)*     |
| Emmitt Thomas           | Kansas City   | 5 (1968, '71-72, '74-75)* |
| Robert James            | Buffalo       | 3 (1972-74)               |
| Everson Walls           | Dallas        | 4 (1981-83, '85)          |
| <b>Chris Harris Jr.</b> | <b>Denver</b> | <b>2 (2014-15)</b>        |

\*Totals include AFL All-Star selections

## TALIB A PRO BOWLER IN EACH OF LAST THREE YEARS

Denver's Aqib Talib is one of four NFL cornerbacks to make the Pro Bowl in each of the last three seasons.

He was selected to his first career Pro Bowl with New England in 2013 before making back-to-back Pro Bowls during his first two seasons (2014-2015) with Denver.

## MOST PRO BOWL SELECTIONS BY AN NFL CORNERBACK SINCE 2013

| Player                          | No.      |
|---------------------------------|----------|
| <b>1. Aqib Talib, N.E./Den.</b> | <b>3</b> |
| Patrick Peterson, Ari.          | 3        |
| Darrelle Revis, N.E./NYJ        | 3        |
| Richard Sherman, Sea.           | 3        |

## TALIB HAS A KNACK FOR THE BALL

Aqib Talib, who was selected to his third consecutive Pro Bowl in 2015, has posted the most interceptions (33) by a cornerback in the league since he entered the NFL in 2008.

## MOST INTERCEPTIONS BY A CORNERBACK, NFL, 2008-PRES.

| Player               | GP         | No.       |
|----------------------|------------|-----------|
| <b>1. Aqib Talib</b> | <b>114</b> | <b>33</b> |
| 2. Richard Sherman   | 90         | 30        |
| 3. Asante Samuel     | 82         | 29        |
| Tramon Williams      | 134        | 29        |
| 5. Brent Grimes      | 114        | 28        |

## TALIB FINDS THE END ZONE

Broncos cornerback Aqib Talib's nine interceptions returned for a touchdown are tied for the fourth most in NFL history.

His five interceptions returned for touchdowns since he joined the Broncos in 2014 are the most in team annals.

## MOST INTERCEPTIONS FOR TOUCHDOWNS, NFL HISTORY

| Player               | No.      |
|----------------------|----------|
| 1. Rod Woodson       | 12       |
| 2. Darren Sharper    | 11       |
| Charles Woodson      | 11       |
| <b>4. Aqib Talib</b> | <b>9</b> |
| Deion Sanders        | 9        |
| Ken Houston          | 9        |
| Aeneas Williams      | 9        |

## MOST INTERCEPTIONS FOR TOUCHDOWNS, BRONCOS HISTORY

| Player                     | No.      |
|----------------------------|----------|
| <b>1. Aqib Talib</b>       | <b>5</b> |
| 2. Tyrone Braxton          | 4        |
| Mike Harden                | 4        |
| <b>4. Chris Harris Jr.</b> | <b>3</b> |
| Champ Bailey               | 3        |
| Tom Jackson                | 3        |
| Randy Gradishar            | 3        |
| Billy Thompson             | 3        |
| Nemiah Wilson              | 3        |



SPECIAL TEAMS / MISCELLANEOUS NOTES

McMANUS IS DENVER'S MOST ACCURATE KICKER

Broncos kicker Brandon McManus has connected on 60-of-72 field goal attempts with his 83.3 field goal percentage representing the best career mark in team history (min. 20 att.).

BEST OVERALL FIELD GOAL PCT., BRONCOS HISTORY (min. 20 att.)

| Player             | FGM | FGA | Pct. |
|--------------------|-----|-----|------|
| 1. Brandon McManus | 60  | 72  | 83.3 |
| 2. Matt Prater     | 141 | 170 | 82.9 |
| 3. Jason Elam      | 395 | 490 | 80.6 |
| 4. David Treadwell | 99  | 127 | 78.0 |
| 5. Rich Karlis     | 137 | 193 | 71.0 |

McMANUS SHOWS LEG STRENGTH

Broncos kicker Brandon McManus kicked the third-most field goals in Broncos history from 50 yards or longer.

The third-year kicker has booted two of the nine longest field goals in Broncos history.

MOST 50+ YARD FIELD GOALS, BRONCOS HISTORY

| Player             | No. |
|--------------------|-----|
| 1. Jason Elam      | 37  |
| 2. Matt Prater     | 21  |
| 3. Brandon McManus | 7   |
| Rich Karlis        | 6   |

BRANDON MCMANUS' CAREER FIELD GOAL ATTEMPTS FROM 50+ YARDS

| Year   | Md. | Att. | Pct. |
|--------|-----|------|------|
| 2014   | 0   | 2    | 0.0  |
| 2015   | 5   | 7    | 71.4 |
| 2016   | 2   | 4    | 50.0 |
| Totals | 7   | 13   | 53.8 |

LONGEST FIELD GOALS, BRONCOS HISTORY

| Player             | Opp. (Date)                 | Length |
|--------------------|-----------------------------|--------|
| 1. Matt Prater     | vs. Tennessee (12/8/13)     | 64     |
| 2. Jason Elam      | vs. Jacksonville (10/25/98) | 63     |
| 3. Matt Prater     | vs. Chicago (12/11/12)      | 59     |
| Matt Prater        | vs. N.Y. Jets (10/17/10)    | 59     |
| 5. Brandon McManus | vs. Baltimore (9/13/15)     | 57     |
| Fred Steinfort     | vs. Washington (10/13/80)   | 57     |
| 7. Brandon McManus | vs. Baltimore (9/13/15)     | 56     |
| Matt Prater        | at Kansas City (9/28/08)    | 56     |
| Jason Elam         | at Houston (11/26/95)       | 56     |

SIMMONS MAKES HISTORIC BLOCK vs. N.O.

Broncos rookie safety Justin Simmons in Week 10 blocked Saints kicker Wil Lutz's extra-point attempt with 1:22 remaining and the game tied at 23-23. The block was recovered by fellow rookie safety Will Parks, who returned it for a defensive conversion and the winning points in Denver's 25-23 win.

Simmons' play represented just the third of its kind since the rule was implemented by the NFL prior to the 2015 season (and the first instance where the play provided the winning points for a team).

ALL-TIME DEFENSIVE TWO-POINT CONVERSIONS SINCE RULE WAS IMPLEMENTED BY NFL IN 2015

| Team        | Opp. (Date)        | Block          | Return           |
|-------------|--------------------|----------------|------------------|
| New Orleans | vs. Car. (12/6/15) | Kenny Williams | Stephone Anthony |
| Baltimore   | at Cle. (9/18/16)  | Lawrence Guy   | Tavon Young      |
| Denver      | at N.O. (11/13/16) | Justin Simmons | Will Parks       |

DECADES OF SUCCESS

The Broncos are in their sixth decade of professional football, looking to build off a body of work that ranks as the most consistent in the NFL in terms of winning over the last three decades.

Denver is one of just four teams to record three 90+ win decades since 1960 and the only organization to do so in each of the last three decades.

Below is a look at the Broncos' record by the decade. In its 50-plus seasons of football, Denver has posted the fifth-most regular-season wins (463 / 463-389-10) in the NFL and advanced to the postseason 20 times.

BRONCOS REGULAR-SEASON RECORD BY DECADE

| Decade | W   | L   | T  | Pct. | Playoff Berths | Win Rk. |
|--------|-----|-----|----|------|----------------|---------|
| 1960s  | 39  | 97  | 4  | .287 | 0              | 22nd    |
| 1970s  | 75  | 64  | 5  | .539 | 3              | 8th     |
| 1980s  | 93  | 58  | 1  | .615 | 5              | 4th     |
| 1990s  | 94  | 66  | 0  | .588 | 5              | 7th     |
| 2000s  | 93  | 67  | 0  | .581 | 4              | 6th     |
| 2010s  | 69  | 37  | 0  | .651 | 5              | 3rd     |
| TOTALS | 463 | 389 | 10 | .543 | 22             | 5th     |

MOST DECADES WITH 90+ REGULAR SEASON WINS, SINCE 1960

| Team       | 90+ Win Decades | Decades (Win Total)                 |
|------------|-----------------|-------------------------------------|
| 1. Denver  | 3               | 1980s (93), 1990s (94), 2000s (93)  |
| Green Bay  | 3               | 1960s (96), 1990s (93), 2000s (95)  |
| Miami      | 3               | 1970s (104), 1980s (94), 1990s (95) |
| Pittsburgh | 3               | 1970s (99), 1990s (93), 2000s (103) |

HOME, SWEET HOME

The Broncos own the NFL's best home record since 1975 in the regular season and postseason with a 256-93 (.734) mark.

TOP HOME RECORDS, NFL, 1975-PRES.

| Team           | Regular Season   | Postseason  | Total     | Pct. |
|----------------|------------------|-------------|-----------|------|
| 1. Denver      | 239-88-0 (.731)  | 17-5 (.773) | 256-93-0  | .734 |
| 2. Pittsburgh  | 231-93-1 (.712)  | 18-8 (.692) | 249-101-1 | .711 |
| 3. Baltimore   | 112-52-1 (.682)  | 3-2 (.600)  | 115-54-1  | .679 |
| 4. New England | 218-108-0 (.669) | 18-4 (.818) | 236-112-0 | .678 |
| 5. Minnesota   | 216-110-1 (.662) | 8-6 (.571)  | 224-116-1 | .658 |

BRONCOS SUCCESSFUL IN OVERTIME

The Denver Broncos own the most overtime wins in professional football history (28) with their .617 win percentage (28-17-2) ranking second all-time since the system was instituted in 1974.

Denver's three overtime wins in 2015 tied for the most in team history.

MOST OVERTIME WINS, REGULAR SEASON, NFL HISTORY

| Team          | W  | L  | T | Pct. |
|---------------|----|----|---|------|
| 1. Denver     | 28 | 17 | 2 | .617 |
| 2. Washington | 25 | 15 | 1 | .622 |
| 3. Arizona    | 24 | 16 | 3 | .595 |
| 4. Minnesota  | 23 | 19 | 3 | .557 |
| Chicago       | 23 | 21 | 0 | .523 |

OVERTIME WINS IN A SINGLE SEASON, BRONCOS HISTORY

| Year    | No. |
|---------|-----|
| 1. 2015 | 3   |
| 2011    | 3   |
| 3. 2007 | 2   |
| 1999    | 2   |
| 1985    | 2   |
| 1978    | 2   |



MISCELLANEOUS NOTES

HOME SELLOUT STREAK

The Broncos have sold out every home game since the beginning of the 1970 season with the exception of two replacement games played during the 1987 strike (both games were sold out before the strike).

Denver has thus sold out 362 consecutive regular-season games, which marks the longest home sellout streak in the NFL. With postseason games factored in, the total reaches 384.

LONGEST HOME SELLOUT STREAKS, REGULAR SEASON, NFL HISTORY

| Team           | Games | Year Started |
|----------------|-------|--------------|
| 1. Denver      | 362   | 1970         |
| 2. Pittsburgh  | 346   | 1972         |
| 3. N.Y. Giants | 326   | 1974         |
| 4. Green Bay   | 322   | 1960         |

BRONCOS OWN NFL'S LONGEST SCORING STREAK

The Broncos' 383-game scoring streak is the longest active streak in the league. The streak, which began on *Monday Night Football* with a 16-13 overtime loss at Seattle on Nov. 30, 1992, is the second-longest such streak in NFL history.

In the impressive run, the Broncos have scored on their first possession 149 times. Denver has scored in the first quarter 245 times during the streak and has had it extended by halftime 355 times.

Denver has had to wait until the fourth quarter to extend the streak just six times.

LONGEST SCORING STREAKS, NFL HISTORY (Regular Season only)

| Team             | Games | Years      |
|------------------|-------|------------|
| 1. San Francisco | 420   | 1977-2004  |
| 2. Denver        | 383*  | 1992-Pres. |
| 3. Indianapolis  | 363*  | 1993-Pres. |
| 4. Cleveland     | 274   | 1950-71    |
| 5. Minnesota     | 260   | 1991-2007  |

\*Active Streaks

BREAKDOWN OF THE BRONCOS' 383-GAME SCORING STREAK SCORED ON/IN:

| Year          | Games      | 1st Pos.   | 1Q         | 2Q         | 3Q        | 4Q       |
|---------------|------------|------------|------------|------------|-----------|----------|
| 1992          | 5          | 0          | 3          | 0          | 2         | 0        |
| 1993          | 16         | 7          | 8          | 6          | 1         | 1        |
| 1994          | 16         | 3          | 7          | 9          | 0         | 0        |
| 1995          | 16         | 7          | 10         | 5          | 1         | 0        |
| 1996          | 16         | 9          | 15         | 1          | 0         | 0        |
| 1997          | 16         | 5          | 12         | 4          | 0         | 0        |
| 1998          | 16         | 9          | 15         | 1          | 0         | 0        |
| 1999          | 16         | 8*         | 11         | 2          | 3         | 0        |
| 2000          | 16         | 8          | 11         | 5          | 0         | 0        |
| 2001          | 16         | 4          | 9          | 7          | 0         | 0        |
| 2002          | 16         | 7          | 11         | 5          | 0         | 0        |
| 2003          | 16         | 8          | 12         | 3          | 1         | 0        |
| 2004          | 16         | 6          | 11         | 5          | 0         | 0        |
| 2005          | 16         | 7          | 10         | 6          | 0         | 0        |
| 2006          | 16         | 2          | 6          | 9          | 1         | 0        |
| 2007          | 16         | 6          | 10         | 4          | 1         | 1        |
| 2008          | 16         | 7          | 12         | 3          | 0         | 1        |
| 2009          | 16         | 3          | 8          | 6          | 2         | 0        |
| 2010          | 16         | 4          | 7          | 7          | 2         | 0        |
| 2011          | 16         | 6          | 6          | 1          | 1         | 2        |
| 2012          | 16         | 6          | 10         | 5          | 1         | 0        |
| 2013          | 16         | 10         | 13         | 3          | 0         | 0        |
| 2014          | 16         | 8          | 14         | 2          | 0         | 0        |
| 2015          | 16         | 6          | 9          | 6          | 0         | 1        |
| 2016          | 10         | 3          | 5          | 5          | 0         | 0        |
| <b>TOTALS</b> | <b>383</b> | <b>149</b> | <b>245</b> | <b>110</b> | <b>16</b> | <b>6</b> |

\* - Includes one punt return

BRONCOS ALL-TIME YEAR-BY-YEAR RECORDS

| YEAR         | PRESEASON              | REG. SEASON               | PLAYOFFS                |
|--------------|------------------------|---------------------------|-------------------------|
| 1960         | 0-5                    | 4-9-1                     | 0-0                     |
| 1961         | 1-4                    | 3-11                      | 0-0                     |
| 1962         | 2-2                    | 7-7                       | 0-0                     |
| 1963         | 2-3                    | 2-11-1                    | 0-0                     |
| 1964         | 2-3                    | 2-11-1                    | 0-0                     |
| 1965         | 1-4                    | 4-10                      | 0-0                     |
| 1966         | 1-3                    | 4-10                      | 0-0                     |
| 1967         | 3-1                    | 3-11                      | 0-0                     |
| 1968         | 1-4                    | 5-9                       | 0-0                     |
| 1969         | 1-4                    | 5-8-1                     | 0-0                     |
| 1970         | 3-2                    | 5-8-1                     | 0-0                     |
| 1971         | 1-4                    | 4-9-1                     | 0-0                     |
| 1972         | 2-3                    | 5-9                       | 0-0                     |
| 1973         | 2-3                    | 7-5-2                     | 0-0                     |
| 1974         | 4-2                    | 7-6-1                     | 0-0                     |
| 1975         | 3-3                    | 6-8                       | 0-0                     |
| 1976         | 5-2                    | 9-5                       | 0-0                     |
| 1977         | 5-1                    | 12-2                      | 2-1 (S.B. loss)         |
| 1978         | 2-2                    | 10-6                      | 0-1                     |
| 1979         | 3-1                    | 10-6                      | 0-1                     |
| 1980         | 2-2                    | 8-8                       | 0-0                     |
| 1981         | 2-2                    | 10-6                      | 0-0                     |
| 1982         | 4-0                    | 2-7                       | 0-0                     |
| 1983         | 3-1                    | 9-7                       | 0-1                     |
| 1984         | 3-1                    | 13-3                      | 0-1                     |
| 1985         | 2-2                    | 11-5                      | 0-0                     |
| 1986         | 2-2                    | 11-5                      | 2-1 (S.B. loss)         |
| 1987         | 3-2                    | 10-4-1                    | 2-1 (S.B. loss)         |
| 1988         | 3-1                    | 8-8                       | 0-0                     |
| 1989         | 2-2                    | 11-5                      | 2-1 (S.B. loss)         |
| 1990         | 3-2                    | 5-11                      | 0-0                     |
| 1991         | 2-3                    | 12-4                      | 1-1                     |
| 1992         | 1-4                    | 8-8                       | 0-0                     |
| 1993         | 2-2                    | 9-7                       | 0-1                     |
| 1994         | 2-3                    | 7-9                       | 0-0                     |
| 1995         | 3-2                    | 8-8                       | 0-0                     |
| 1996         | 3-1                    | 13-3                      | 0-1                     |
| 1997         | 3-2                    | 12-4                      | 4-0 (S.B. win)          |
| 1998         | 3-1                    | 14-2                      | 3-0 (S.B. win)          |
| 1999         | 3-2                    | 6-10                      | 0-0                     |
| 2000         | 4-0                    | 11-5                      | 0-1                     |
| 2001         | 3-1                    | 8-8                       | 0-0                     |
| 2002         | 3-1                    | 9-7                       | 0-0                     |
| 2003         | 3-1                    | 10-6                      | 0-1                     |
| 2004         | 2-3                    | 10-6                      | 0-1                     |
| 2005         | 4-0                    | 13-3                      | 1-1                     |
| 2006         | 3-1                    | 9-7                       | 0-0                     |
| 2007         | 2-2                    | 7-9                       | 0-0                     |
| 2008         | 2-2                    | 8-8                       | 0-0                     |
| 2009         | 1-3                    | 8-8                       | 0-0                     |
| 2010         | 1-3                    | 4-12                      | 0-0                     |
| 2011         | 2-2                    | 8-8                       | 1-1                     |
| 2012         | 2-2                    | 13-3                      | 0-1                     |
| 2013         | 2-2                    | 13-3                      | 2-1 (S.B. loss)         |
| 2014         | 3-1                    | 12-4                      | 0-1                     |
| 2015         | 3-1                    | 12-4                      | 3-0 (S.B. win)          |
| 2016         | 2-2                    | 7-3                       | 0-0                     |
| <b>TOTAL</b> | <b>.137-120 (.533)</b> | <b>.463-389-10 (.543)</b> | <b>... 23-19 (.548)</b> |



# THE LAST TIME IT HAPPENED

(REFLECTS THE LAST TIME EACH INDIVIDUAL STATISTIC OCCURRED IN THE REGULAR SEASON AND PLAYOFFS)  
- 2016 PERFORMANCES BOLDED; SUPER BOWL PERFORMANCES IN ITALICS

## 100 YARDS RUSHING:

Broncos: **C.J. Anderson, 16-107, 1 TD, vs. Houston, 10/24/16**  
Playoffs: Terrell Davis, 25-102, vs. Atlanta, 1/31/99  
Opponents: **Latavius Murray, 20-114, 3 TD, at Oakland, 11/6/16**  
Playoffs: Ray Rice, 30-131, 1 TD, vs. Baltimore, 1/12/13

## 200 YARDS RUSHING:

Broncos: Knowshon Moreno, 37-224, 1 TD, at New England, 11/24/13  
Playoffs: Has never happened  
Opponents: Jamaal Charles, 25-259, 2 TD, vs. Kansas City, 1/3/10  
Playoffs: *Tim Smith, 23-204, 2TD, vs. Washington, 1/31/88*

## TWO 100-YARD RUSHERS:

Broncos: Willis McGahee (163) and Tim Tebow (118), at Oakland, 11/6/11  
Playoffs: Terrell Davis (184) and Derek Loville (103), vs. Jacksonville, 12/27/97  
Opponents: Curt Warner (126) and John L. Williams (109), at Seattle, 12/11/88  
Playoffs: Has never happened

## 100-YARD RUSHER AND 100-YARD RECEIVER:

Broncos: Ronnie Hillman (117) and Demaryius Thomas (117), vs. San Diego, 1/3/16  
Playoffs: *Terrell Davis (102) and Rod Smith (152), vs. Atlanta, 1/31/99*  
Opponents: Tre Mason (113) and Kenny Britt (128), at St. Louis, 11/16/14  
Playoffs: *Tim Smith (204) and Ricky Sanders (193), vs. Washington, 1/31/88*

## 100-YARD RUSHER AND TWO 100-YARD RECEIVERS:

Broncos: Ronnie Hillman (111), Demaryius Thomas (111) and Emmanuel Sanders (109), at Cleveland, 10/18/15  
Playoffs: Has never happened  
Opponents: Ryan Grant (104), Greg Jennings (141) and James Jones (107) vs. Green Bay, 10/29/07 - OT  
Playoffs: Has never happened

## 100-YARD RUSHER, 300-YARD PASSER, 100-YARD RECEIVER:

Broncos: C.J. Anderson (101), Peyton Manning (340), Demaryius Thomas (168), vs. Green Bay, 11/1/15  
Playoffs: *Terrell Davis (102), John Elway (336), Rod Smith (152), vs. Atlanta, 1/31/99*  
Opponents: R. Grant (104 rush), B. Favre (331 pass), G. Jennings (141 rec.), J. Jones (107 rec.) vs. G.B., 10/29/07 - OT  
Playoffs: *Tim Smith (204), Doug Williams (340), Ricky Sanders (193), vs. Washington, 1/31/88*

## 100-YARD RUSHER, 300-YARD PASSER AND TWO 100-YARD RECEIVERS:

Broncos: M. Ball (117), P. Manning (403), E. Decker (174) and D. Thomas (106), at Kansas City, 12/1/13  
Playoffs: Has never happened  
Opponents: R. Grant (104 rush), B. Favre (331 pass), G. Jennings (141 rec.), J. Jones (107 rec.), vs. Green Bay, 10/29/07 - OT  
Playoffs: Has never happened

## 100-YARD RUSHER AND 300-YARD PASSER:

Broncos: C.J. Anderson (101) and Peyton Manning (340), vs. Green Bay, 11/1/15  
Playoffs: *Terrell Davis (102) and John Elway (336), vs. Atlanta, 1/31/99*  
Opponents: Ryan Mathews (120) and Philip Rivers (313), vs. San Diego, 1/2/11  
Playoffs: Ray Rice (131) and Joe Flacco (331), vs. Baltimore, 1/12/13

## 100-YARD RECEIVER AND 300-YARD PASSER:

Broncos: **Emmanuel Sanders (117), Demaryius Thomas (100) and Trevor Siemian (312), at Cincinnati, 9/25/16**  
Playoffs: Demaryius Thomas (134) and Peyton Manning (400), vs. New England, 1/19/14  
Opponents: Antonio Brown (189) and Ben Roethlisberger (380), at Pittsburgh, 12/20/15  
Playoffs: Rob Gronkowski (144) and Tom Brady (310), vs. New England, 1/24/16

## TWO 100-YARD RECEIVERS AND 300-YARD PASSER:

Broncos: **Emmanuel Sanders (117), Demaryius Thomas (100) and Trevor Siemian (312), at Cincinnati, 9/25/16**  
Playoffs: Has never happened  
Opponents: Jerome Simpson (136), A.J. Green (124) and Andy Dalton (332), vs. Cincinnati, 9/18/11  
Playoffs: Reggie Wayne (221), Dallas Clark (112) and Peyton Manning (458), at Indianapolis, 1/9/05

## THREE 100-YARD RECEIVERS AND 300-YARD PASSER:

Broncos: Has never happened  
Playoffs: Has never happened  
Opponents: Terrance Williams (151), Dez Bryant (141), Jason Witten (121) and Tony Romo (506), at Dallas, 10/6/13  
Playoffs: Has never happened

## TWO RUSHING TOUCHDOWNS:

Broncos: C.J. Anderson, 15-113, 2 TD, vs. New England, 11/29/15  
Playoffs: Mike Anderson, 19-69, 2 TD, vs. New England, 1/14/06  
Opponents: **Latavius Murray, 20-114, 3 TD, at Oakland, 11/6/16**  
Playoffs: Jamal Lewis, 30-110, 2 TD, at Baltimore, 12/31/00

## THREE RUSHING TOUCHDOWNS:

Broncos: C.J. Anderson, 13-87, 3 TD, vs. Oakland, 12/28/14  
Playoffs: *Terrell Davis, 30-157, 3 TD, vs. Green Bay, 1/25/98*  
Opponents: **Latavius Murray, 20-114, 3 TD, at Oakland, 11/6/16**  
Playoffs: Napoleon McCallum, 13-81, 3 TD, at L.A. Raiders, 1/9/94

## FOUR RUSHING TOUCHDOWNS:

Broncos: Clinton Portis, 22-218, 5 TD, vs. Kansas City, 12/7/03  
Playoffs: Has never happened  
Opponents: Curt Warner, 23-126, 4 TD, at Seattle, 12/11/88  
Playoffs: Has never happened

## FIVE RUSHING TOUCHDOWNS:

Broncos: Clinton Portis, 22-218, 5 TD, vs. Kansas City, 12/7/03  
Playoffs: Has never happened  
Opponents: Has never happened  
Playoffs: Has never happened

## 300 YARDS PASSING:

Broncos: **Trevor Siemian, 23-35, 312 yds., 4 TD, 0 INT, at Cincinnati, 9/25/16**  
Playoffs: Tim Tebow, 10-21, 316 yds., 2 TD, 0 INT, vs. Pittsburgh, 1/8/12  
Opponents: **Drew Brees, 21-29, 303 yds., 3 TD, 2 INT, at New Orleans, 11/13/16**  
Playoffs: Tom Brady, 27-56, 310 yds., 1 TD, 2 INT, vs. New England, 1/24/16

## 400 YARDS PASSING:

Broncos: Peyton Manning, 34-57, 438 yds., 2 TD, 2 INT, at New England, 11/2/14  
Playoffs: Peyton Manning, 32-43, 400 yds., 2 TD, 0 INT, vs. New England, 1/19/14  
Opponents: Tony Romo, 25-36, 506 yds., 5 TD, 1 INT, at Dallas, 10/6/13  
Playoffs: Peyton Manning, 27-33, 458 yds., 4 TD, 1 INT, at Indianapolis, 1/9/05

## THREE TOUCHDOWN PASSES:

Broncos: **Trevor Siemian, 23-35, 312 yds., 4 TD, 0 INT, at Cincinnati, 9/25/16**  
Playoffs: Peyton Manning, 28-43, 290 yds., 3 TD, 2 INT, vs. Baltimore, 1/12/13  
Opponents: **Drew Brees, 21-29, 303 yds., 3 TD, 2 INT, at New Orleans, 11/13/16**  
Playoffs: Joe Flacco, 18-34, 331 yds., 3 TD, 0 INT, vs. Baltimore, 1/12/13

## FOUR TOUCHDOWN PASSES:

Broncos: **Trevor Siemian, 23-35, 312 yds., 4 TD, 0 INT, at Cincinnati, 9/25/16**  
Playoffs: Has never happened  
Opponents: Tom Brady, 33-53, 333 yds., 4 TD, 1 INT, at New England, 11/2/14  
Playoffs: Tom Brady, 26-34, 363 yds., 6 TD, 1 INT, at New England, 1/14/12

## FIVE TOUCHDOWN PASSES:

Broncos: Peyton Manning, 31-44, 340 yds., 5 TD, 2 INT, at Oakland, 11/9/14  
Playoffs: Has never happened  
Opponents: Tony Romo, 25-36, 506 yds., 5 TD, 1 INT, at Dallas, 10/6/13  
Playoffs: Tom Brady, 26-34, 363 yds., 6 TD, 1 INT, at New England, 1/14/12

## SIX OR MORE TOUCHDOWN PASSES:

Broncos: Peyton Manning, 27-42, 462 yds., 7 TD, 0 INT, vs. Baltimore, 9/5/13  
Playoffs: Has never happened  
Opponents: Len Dawson, 23-38, 435 yds., 6 TD, 0 INT, at Kansas City, 11/1/64  
Playoffs: Tom Brady, 26-34, 363 yds., 6 TD, 1 INT, at New England, 1/14/12

## 100 YARDS RECEIVING:

Broncos: **Emmanuel Sanders, 9-117, 2 TD and Demaryius Thomas, 6-100, 1 TD, at Cincinnati, 9/25/16**  
Playoffs: *Demaryius Thomas, 13-118, 1 TD, vs. Seattle, 2/2/14*  
Opponents: **Tevin Coleman, 4-132, 1 TD, vs. Atlanta, 10/9/16**  
Playoffs: Rob Gronkowski, 8-144, 1 TD, vs. New England, 1/24/16

## 200 YARDS RECEIVING:

Broncos: Demaryius Thomas, 8-226, 2 TD, vs. Arizona, 10/5/14  
Playoffs: Demaryius Thomas, 4-204, 1 TD, vs. Pittsburgh, 1/8/12  
Opponents: Torrance Small, 6-200, 2 TD, vs. New Orleans, 12/24/94  
Playoffs: Reggie Wayne, 10-221, 2 TD, at Indianapolis, 1/9/05

## TWO 100-YARD RECEIVERS:

Broncos: **Emmanuel Sanders (117) and Demaryius Thomas (100), at Cincinnati, 9/25/16**  
Playoffs: Has never happened  
Opponents: Terrance Williams (151), Dez Bryant (141) and Jason Witten (121), at Dallas, 10/6/13  
Playoffs: Reggie Wayne (221) and Dallas Clark (112), at Indianapolis, 1/9/05

## TWO RECEIVING TOUCHDOWNS:

Broncos: **Emmanuel Sanders, 9-117, 2 TD, at Cincinnati, 9/25/16**  
Playoffs: Owen Daniels, 2-33, 2 TD, vs. New England, 1/24/16  
Opponents: **Willie Snead, 5-47, 2 TD, at New Orleans, 11/13/16**  
Playoffs: Keenan Allen, 6-142, 2 TD, vs. San Diego, 1/12/14

## THREE RECEIVING TOUCHDOWNS:

Broncos: Demaryius Thomas, 10-87, 3 TD, vs. Miami, 11/23/14  
Playoffs: Has never happened  
Opponents: Dallas Clark, 5-43, 3 TD, at Indianapolis, 12/13/09  
Playoffs: Rob Gronkowski, 10-145, 3 TD, at New England, 1/14/12

## FOUR RECEIVING TOUCHDOWNS:

Broncos: Eric Decker, 8-174, 4 TD, at Kansas City, 12/1/13  
Playoffs: Has never happened  
Opponents: Lance Alworth, 9-171, 4 TD, vs. San Diego, 12/1/68  
Playoffs: Has never happened

## TWO INTERCEPTIONS:

Broncos: **Darian Stewart, 2, at New Orleans, 11/13/16**  
Playoffs: *Darrien Gordon, 2, vs. Atlanta, 1/31/99*  
Opponents: Karlos Dansby, 2, at Cleveland, 10/18/15  
Playoffs: David Macklin, 2, at Indianapolis, 1/4/04

# THE LAST TIME IT HAPPENED

## THREE INTERCEPTIONS:

Broncos: Deltha O'Neal, 4, vs. Kansas City, 10/7/01  
Playoffs: Has never happened  
Opponents: Mark Kelso, 3, at Buffalo, 12/12/92  
Playoffs: Has never happened

## FOUR INTERCEPTIONS:

Broncos: Deltha O'Neal, 4, vs. Kansas City, 10/7/01  
Playoffs: Has never happened  
Opponents: Has never happened  
Playoffs: Has never happened

## TWO SACKS:

Broncos: **Derek Wolfe, 2.5, at Tampa Bay, 10/2/16**  
Playoffs: *Von Miller, 2.5, vs. Carolina, 2/7/16*  
Opponents: **Khalil Mack, 2, vs. Oakland, 11/6/16**  
Playoffs: *Kony Ealy, 3, vs. Carolina, 2/7/16*

## THREE SACKS:

Broncos: **Shane Ray, 3, at Cincinnati, 9/25/16**  
Playoffs: Has never happened  
Opponents: **Vic Beasley Jr., 3.5, vs. Atlanta, 10/9/16**  
Playoffs: *Kony Ealy, 3, vs. Carolina, 2/7/16*

## FOUR SACKS:

Broncos: Elvis Dumervil, 4, vs. Cleveland, 9/20/09  
Playoffs: Has never happened  
Opponents: Khalil Mack, 5, vs. Oakland, 12/13/15  
Playoffs: Has never happened

## TWO OPPONENT FUMBLE RECOVERIES:

Broncos: Elvis Dumervil, 2, vs. Minnesota, 12/30/07 - OT  
Playoffs: Has never happened  
Opponents: Glenn Dorsey, 2, at Kansas City, 12/6/09  
Playoffs: *Randy Hughes, 2, vs. Dallas, 1/15/78*

## SHUTOUT ON ROAD:

by Broncos: Denver 12, at Cleveland 0, 9/27/92  
Playoffs: Has never happened  
by Opponents: at L.A. Raiders 24, Denver 0, 11/22/92  
Playoffs: Has never happened

## SHUTOUT AT HOME:

by Broncos: at Denver 27, N.Y. Jets 0, 11/20/05  
Playoffs: Has never happened  
by Opponents: Has never happened  
Playoffs: Has never happened

## OVERTIME WIN AWAY FROM DENVER:

Broncos: Denver 26, at Cleveland 23, 10/18/15  
Playoffs: Denver 23, at Cleveland 20, 1/11/87  
Opponents: at Seattle 26, Denver 20, 9/21/14  
Playoffs: Has never happened  
TIE: Denver 17, at Green Bay 17, 9/20/87

## OVERTIME WIN IN DENVER:

Broncos: at Denver 20, Cincinnati 17, 12/28/15  
Playoffs: at Denver 29, Pittsburgh 23, 1/8/12  
Opponents: Green Bay 19, at Denver 13, 10/29/07  
Playoffs: Baltimore 38, at Denver 25, 1/12/13  
TIE: at Denver 35, Pittsburgh 35, 9/22/74

## 40 POINTS:

Broncos: at Denver 47, Oakland 14, 12/28/14  
Playoffs: at Denver 42, Jacksonville 17, 12/27/97  
Opponents: at New England 43, Denver 21, 11/2/14  
Playoffs: vs. Seattle 43, Denver 8, 2/2/14

## 50 POINTS:

Broncos: at Denver 51, Tennessee 28, 12/8/13  
Playoffs: Has never happened  
Opponents: Oakland 59, at Denver 14, 10/24/10  
Playoffs: *San Francisco 55, Denver 10, 1/28/90*

## TWO-POINT CONVERSION:

Broncos: **Trevor Siemian pass to Demaryius Thomas, vs. Indianapolis, 9/18/16**  
Playoffs: *Peyton Manning pass to Bennie Fowler, vs. Carolina, 2/7/16*  
Opponents: Lamar Miller run, vs. Miami, 11/23/14  
Playoffs: Has never happened

## THREE FIELD GOALS:

Broncos: **Brandon McManus, 3, at New Orleans, 11/13/16**  
Playoffs: *Brandon McManus, 3, vs. Carolina, 2/7/16*  
Opponents: **Sebastian Janikowski, 3, at Oakland, 11/6/16**  
Playoffs: Chris Boswell, 3, vs. Pittsburgh, 1/17/16

## FOUR FIELD GOALS:

Broncos: **Brandon McManus, 4, vs. Indianapolis, 9/18/16**  
Playoffs: Brandon McManus, 5, vs. Pittsburgh, 1/17/16  
Opponents: **Josh Lambo, 4, at San Diego, 10/13/16**  
Playoffs: Has never happened

## FIVE FIELD GOALS:

Broncos: Connor Barth, 5, at San Diego, 12/14/14  
Playoffs: Brandon McManus, 5, vs. Pittsburgh, 1/17/16  
Opponents: Cairo Santos, 5, vs. Kansas City, 11/15/15  
Playoffs: Has never happened

## SIX FIELD GOALS:

Broncos: Has never happened  
Playoffs: Has never happened  
Opponents: Jeff Wilkins, 6, at St. Louis, 9/10/06  
Playoffs: Has never happened

## PUNT RETURN FOR A TOUCHDOWN:

Broncos: Omar Bolden, 83 yds., at Indianapolis, 11/8/15  
Playoffs: Trindon Holliday, 90 yds., vs. Baltimore, 1/12/13  
Opponents: Julian Edelman, 84 yds., at New England, 11/2/14  
Playoffs: Has never happened

## KICKOFF RETURN FOR A TOUCHDOWN:

Broncos: Trindon Holliday, 105 yds., vs. Philadelphia, 9/29/13  
Playoffs: Trindon Holliday, 104 yds., vs. Baltimore, 1/12/13  
Opponents: Knile Davis, 108 yds., at Kansas City, 12/1/13  
Playoffs: *Percy Harvin, 87 yds., vs. Seattle, 2/2/14*

## INTERCEPTION RETURN FOR A TOUCHDOWN:

Broncos: **Bradley Roby, 49 yds., vs. San Diego, 10/30/16**  
Playoffs: Has never happened  
Opponents: **Casey Hayward, 24 yds., vs. San Diego, 10/30/16**  
Playoffs: *Malcolm Smith, 69 yds., vs. Seattle, 2/2/14*

## FUMBLE RETURN FOR A TOUCHDOWN:

Broncos: **Shane Ray, 15 yds., vs. Indianapolis, 9/18/16**  
Playoffs: *Malik Jackson, recovered in end zone, vs. Carolina, 2/7/16*  
Opponents: Keith McGill, 18 yds., vs. Oakland, 12/28/14  
Playoffs: Has never happened

## MISSED FIELD GOAL RETURN FOR A TOUCHDOWN:

Broncos: Has never happened  
Playoffs: Has never happened  
Opponents: Chris McAlister, 107 yds., at Baltimore, 9/30/02  
Playoffs: Has never happened

## BLOCKED PUNT:

Broncos: Steven Johnson, vs. Philadelphia, 9/29/13  
Playoffs: Has never happened  
Opponents: Jamize Olawale, at Oakland, 12/29/13  
Playoffs: Blake Spence, vs. N.Y. Jets, 1/17/99

## BLOCKED PUNT RETURN FOR A TOUCHDOWN:

Broncos: Steven Johnson, vs. Philadelphia, 9/29/13  
Playoffs: Has never happened  
Opponents: Alex Bannister, 9 yds., at Seattle, 10/14/01  
Playoffs: Travis Davis, 29 yds., vs. Jacksonville, 12/27/97

## BLOCKED FIELD GOAL:

Broncos: Sylvester Williams, at Oakland, 10/11/15  
Playoffs: Has never happened  
Opponents: Julius Peppers, vs. Chicago, 12/11/11  
Playoffs: Has never happened

## BLOCKED FIELD GOAL RETURN FOR A TOUCHDOWN:

Broncos: Louis Wright, 60 yds., vs. San Diego, 11/17/85  
Playoffs: Has never happened  
Opponents: Cornelius Bennett, 80 yds., at Buffalo, 9/30/90  
Playoffs: Has never happened

## MISSED POINT-AFTER-TOUCHDOWN ATTEMPT:

Broncos: **Brandon McManus (Blocked by Margus Hunt), at Cincinnati, 9/25/16**  
Playoffs: Jason Elam (Blocked by Clyde Simmons), vs. Jacksonville, 1/4/97  
Opponents: **Wil Lutz (Blocked by Justin Simmons), at New Orleans, 11/13/16**  
Playoffs: Stephen Gostkowski (kick failed, wide right), vs. New England, 1/24/16

## SAFETY:

Broncos: Richard Rodgers tackled in the end zone by Malik Jackson, vs. Green Bay, 11/1/15  
Playoffs: Tony Eason sacked in the end zone by Rulon Jones, vs. New England, 1/4/87  
Opponents: **Russell Okung holding penalty enforced in the end zone, at San Diego, 10/13/16**  
Playoffs: *Knowshon Moreno tackled in the end zone by C. Avril, vs. Seattle, 2/2/14*

# 2016 BRONCOS REGULAR SEASON SITUATIONAL RECORDS

| SITUATION   | Record |
|---|--------|
| <b>when leading after 1st quarter</b> . . . . .   | 1-0    |
| <i>wins:</i> at N.O. (11/13)  |        |
| <i>losses:</i>  |        |
| <b>when leading after 2nd quarter</b> . . . . .   | 6-0    |
| <i>wins:</i> vs. Ind. (9/18), at Cin. (9/25), at T.B. (10/2), vs. Hou. (10/24), vs. S.D. (10/30), at N.O. (11/13)                 |        |
| <i>losses:</i>  |        |
| <b>when leading after 3rd quarter</b> . . . . .   | 5-0    |
| <i>wins:</i> vs. Ind. (9/18), at Cin. (9/25), at T.B. (10/2), vs. Hou. (10/24), vs. S.D. (10/30)                                  |        |
| <i>losses:</i>  |        |
| <b>when trailing after 1st quarter</b> . . . . .  | 4-3    |
| <i>wins:</i> vs. Car. (9/8), at Cin. (9/25), vs. Hou. (10/24), vs. S.D. (10/30)   |        |
| <i>losses:</i> vs. Atl. (10/9), at S.D. (10/13), at Oak. (11/6/16)  |        |
| <b>when trailing after 2nd quarter</b> . . . . .  | 1-3    |
| <i>wins:</i> vs. Car. (9/8)   |        |
| <i>losses:</i> vs. Atl. (10/9), at S.D. (10/13), at Oak. (11/6/16)  |        |
| <b>when trailing after 3rd quarter</b> . . . . .  | 2-3    |
| <i>wins:</i> vs. Car. (9/8), at N.O. (11/13)  |        |
| <i>losses:</i> vs. Atl. (10/9), at S.D. (10/13), at Oak. (11/6/16)  |        |
| <b>when Denver scores first</b> . . . . .   | 3-0    |
| <i>wins:</i> at T.B. (10/2), vs. S.D. (10/30), at N.O. (11/13)  |        |
| <i>losses:</i>  |        |
| <b>when opponent scores first</b> . . . . .   | 4-3    |
| <i>wins:</i> vs. Car. (9/8), vs. Ind. (9/18), at Cin. (9/25), vs. Hou. (10/24)  |        |
| <i>losses:</i> vs. Atl. (10/9), at S.D. (10/13), at Oak. (11/6/16)  |        |
| <b>when tied at the half</b> . . . . .  | 0-0    |
| <i>wins:</i>  |        |
| <i>losses:</i>  |        |
| <b>when Denver rushes for 100 yards</b> . . . . .   | 4-0    |
| <i>wins:</i> vs. Car. (9/8), vs. Ind. (9/18), vs. Hou. (10/24), at N.O. (11/13)   |        |
| <i>losses:</i>  |        |
| <b>when opponent rushes for 100 yards</b> . . . . .   | 4-2    |
| <i>wins:</i> vs. Car. (9/8), at Cin. (9/25), vs. Hou. (10/24), vs. S.D. (10/30)   |        |
| <i>losses:</i> vs. Atl. (10/9), at Oak. (11/6/16)   |        |
| <b>when winning turnover margin</b> . . . . .   | 5-0    |
| <i>wins:</i> vs. Ind. (9/18), at Cin. (9/25), at T.B. (10/2), vs. Hou. (10/24), at N.O. (11/13)                                   |        |
| <i>losses:</i>  |        |
| <b>when losing turnover margin</b> . . . . .  | 1-1    |
| <i>wins:</i> vs. Car. (9/8)   |        |
| <i>losses:</i> at Oak. (11/6/16)  |        |
| <b>when Denver passes for 300 yards</b> . . . . .   | 1-0    |
| <i>wins:</i> at Cin. (9/25)   |        |
| <i>losses:</i>  |        |
| <b>when opponent passes for 300 yards</b> . . . . .   | 1-0    |
| <i>wins:</i> at N.O. (11/13)  |        |
| <i>losses:</i>  |        |
| <b>when playing indoors</b> . . . . .   | 1-0    |
| <i>wins:</i> at N.O. (11/13)  |        |
| <i>losses:</i>  |        |
| <b>when playing outdoors</b> . . . . .  | 6-3    |
| <i>wins:</i> vs. Car. (9/8), vs. Ind. (9/18), at Cin. (9/25), at T.B. (10/2), vs. Hou. (10/24), vs. S.D. (10/30)                  |        |
| <i>losses:</i> vs. Atl. (10/9), at S.D. (10/13), at Oak. (11/6/16)  |        |
| <b>when playing on an artificial surface</b> . . . . .  | 2-0    |
| <i>wins:</i> at Cin. (9/25), at N.O. (11/13)  |        |
| <i>losses:</i>  |        |
| <b>when playing on natural grass</b> . . . . .  | 6-3    |
| <i>wins:</i> vs. Car. (9/8), vs. Ind. (9/18), at T.B. (10/2), vs. Hou. (10/24), vs. S.D. (10/30)                                  |        |
| <i>losses:</i> vs. Atl. (10/9), at S.D. (10/13), at Oak. (11/6/16)  |        |
| <b>when winning the coin toss</b> . . . . .   | 3-2    |
| <i>wins:</i> at T.B. (10/2), vs. Hou. (10/24), at N.O. (11/13)  |        |
| <i>losses:</i> vs. Atl. (10/9), at S.D. (10/13)   |        |
| <b>when losing the coin toss</b> . . . . .  | 4-1    |
| <i>wins:</i> vs. Car. (9/8), vs. Ind. (9/18), at Cin. (9/25), vs. S.D. (10/30)  |        |
| <i>losses:</i> at Oak. (11/6/16)  |        |
| <b>when scoring 20 or more points</b> . . . . .   | 7-1    |
| <i>wins:</i> vs. Car. (9/8), vs. Ind. (9/18), at Cin. (9/25), at T.B. (10/2), vs. Hou. (10/24), vs. S.D. (10/30), at N.O. (11/13) |        |
| <i>losses:</i> at Oak. (11/6/16)  |        |
| <b>when yielding 20 or more points</b> . . . . .  | 3-3    |
| <i>wins:</i> vs. Car. (9/8), vs. Ind. (9/18), at N.O. (11/13)   |        |
| <i>losses:</i> vs. Atl. (10/9), at S.D. (10/13), at Oak. (11/6/16)  |        |
| <b>in overtime games</b> . . . . .  | 0-0    |
| <i>wins:</i>  |        |
| <i>losses:</i>  |        |



## 2016 REGULAR SEASON BRONCOS INDIVIDUAL SINGLE-GAME HIGHS

|                                    |  |
|------------------------------------|--|
| <b>YARDS RUSHING</b>               | 107, C.J. Anderson, vs. Hou. (10/24/16)                              |
| <b>RUSHING ATTEMPTS</b>            | 24, Devontae Booker, at N.O. (11/13/16)                              |
| <b>RUSHING TOUCHDOWNS</b>          | 1, five times (last Devontae Booker, vs. S.D., 10/30/16)             |
| <b>YARDS PASSING</b>               | 312, Trevor Siemian, at Cin. (9/25/16)                               |
| <b>PASS ATTEMPTS</b>               | 50, Trevor Siemian, at S.D. (10/13/16)                               |
| <b>PASS COMPLETIONS</b>            | 30, Trevor Siemian, at S.D. (10/13/16)                               |
| <b>TOUCHDOWN PASSES</b>            | 4, Trevor Siemian, at Cin. (9/25/16)                                 |
| <b>PASSES HAD INTERCEPTED</b>      | 2, two times (last Trevor Siemian, at N.O., 11/13/16)                |
| <b>RECEPTIONS</b>                  | 9, Emmanuel Sanders, at Cin. (9/25/16)                               |
| <b>RECEIVING YARDS</b>             | 117, Emmanuel Sanders, at Cin. (9/25/16)                             |
| <b>RECEIVING TOUCHDOWNS</b>        | 2, Emmanuel Sanders, at Cin. (9/25/16)                               |
| <b>TOTAL YARDS FROM SCRIMMAGE</b>  | 139, C.J. Anderson, vs. Car. (9/8/16)                                |
| <b>ALL-PURPOSE YARDS</b>           | 159, Kapri Bibbs, at Oak. (11/6/16)                                  |
| <b>FIELD GOALS</b>                 | 4, Brandon McManus, vs. Ind. (9/18/16)                               |
| <b>TACKLES</b>                     | 9, two times (last Bradley Roby, at Oak., 11/6/16)                   |
| <b>INTERCEPTIONS</b>               | 2, two times (Darian Stewart, at N.O., 11/13/16)                     |
| <b>SACKS</b>                       | 3.0, two times (last Shane Ray, at Cin., 9/25/16)                    |
| <b>LONGEST RUN FROM SCRIMMAGE</b>  | 28, C.J. Anderson, vs. Car., 9/8/16, Andy Janovic, vs. Car., 9/8/16) |
| <b>LONGEST PASS COMPLETION</b>     | 69, Trevor Siemian, at Oak. (11/6/16)                                |
| <b>LONGEST PASS RECEPTION</b>      | 69, Kapri Bibbs, at Oak. (11/6/16)                                   |
| <b>LONGEST INTERCEPTION RETURN</b> | 49, Bradley Roby, vs. S.D. (10/30/16)                                |
| <b>LONGEST PUNT RETURN</b>         | 17, two times (last Jordan Norwood, at N.O., 11/13/16)               |
| <b>LONGEST KICKOFF RETURN</b>      | 46, Cody Latimer, at Cin. (9/25/16)                                  |
| <b>LONGEST PUNT</b>                | 68, Riley Dixon, vs. S.D. (10/30/16)                                 |
| <b>LONGEST FIELD GOAL</b>          | 55, Brandon McManus, at Oak. (11/6/16)                               |

## 2016 REGULAR SEASON OPPONENTS INDIVIDUAL SINGLE-GAME HIGHS

|                                    |   |
|------------------------------------|---|
| <b>YARDS RUSHING</b>               | 114, Latavius Murray, at Oak. (11/6/16)                                   |
| <b>RUSHING ATTEMPTS</b>            | 27, Melvin Gordon, at S.D. (10/13/16)                                     |
| <b>RUSHING TOUCHDOWNS</b>          | 3, Latavius Murray, at Oak. (11/6/16)                                     |
| <b>YARDS PASSING</b>               | 303, Drew Brees, at N.O. (11/13/16)                                       |
| <b>PASS ATTEMPTS</b>               | 47, Philip Rivers, vs. S.D. (10/30/16)                                    |
| <b>PASS COMPLETIONS</b>            | 22, Brock Osweiler, vs. Hou. (10/24/16)                                   |
| <b>TOUCHDOWN PASSES</b>            | 3, Drew Brees, at N.O. (11/13/16)   |
| <b>PASSES HAD INTERCEPTED</b>      | 3, Philip Rivers, vs. S.D. (10/30/16)                                     |
| <b>RECEPTIONS</b>                  | 8, A.J. Green, at Cin. (9/25/16)  |
| <b>RECEIVING YARDS</b>             | 132, Tevin Coleman, vs. Atl. (10/9/16)                                    |
| <b>RECEIVING TOUCHDOWNS</b>        | 2, Willie Snead, at N.O. (11/13/16)                                       |
| <b>TOTAL YARDS FROM SCRIMMAGE</b>  | 163, Tevin Coleman, vs. Atl. (10/9/16)                                    |
| <b>ALL-PURPOSE YARDS</b>           | 163, Tevin Coleman, vs. Atl. (10/9/16)                                    |
| <b>FIELD GOALS</b>                 | 4, Josh Lambo, at S.D. (10/13/16)   |
| <b>TACKLES</b>                     | 13, Jatavis Brown, at S.D. (10/13/16)                                     |
| <b>INTERCEPTIONS</b>               | 1, eight times (last Kenny Vaccaro and Sterling Moore, at N.O., 11/13/16) |
| <b>SACKS</b>                       | 3.5, Vic Beasley, vs. Atl. (10/9/16)                                      |
| <b>LONGEST RUN FROM SCRIMMAGE</b>  | 50, Jeremy Hill, at Cin. (9/25/16)  |
| <b>LONGEST PASS COMPLETION</b>     | 53, Philip Rivers, vs. S.D. (10/30/16)                                    |
| <b>LONGEST PASS RECEPTION</b>      | 53, Derek Watt, vs. S.D. (10/30/16)                                       |
| <b>LONGEST INTERCEPTION RETURN</b> | 30, Kenny Vaccaro, at N.O. (11/13/16)                                     |
| <b>LONGEST PUNT RETURN</b>         | 16, Dexter McCluster, at S.D. (10/13/16)                                  |
| <b>LONGEST KICKOFF RETURN</b>      | 31, Tim Hightower, at N.O. (11/13/16)                                     |
| <b>LONGEST PUNT</b>                | 76, Andy Lee, vs. Car. (9/8/16)   |
| <b>LONGEST FIELD GOAL</b>          | 52, Adam Vinatieri, vs. Ind. (9/18/16)                                    |

## 2016 REGULAR SEASON BRONCOS TEAM SINGLE-GAME HIGHS AND LOWS

| BRONCOS                   | HIGHS                                   | LOWS                                    |
|---------------------------|---|---|
| TOTAL FIRST DOWNS         | 24, two times (last at N.O., 11/13/16)  | 13, at Oak. (11/6/16)                   |
| TOTAL NET YARDS           | 400, vs. Ind. (9/18/16)                 | 267, vs. Atl. (10/9/16)                 |
| TOTAL OFFENSIVE PLAYS     | 83, at N.O. (11/13/16)                  | 51, at Oak. (11/6/16)                   |
| NET YARDS RUSHING         | 190, vs. Hou. (10/24/16)                | 33, at Oak. (11/6/16)                   |
| RUSHING ATTEMPTS          | 35, vs. Hou. (10/24/16)                 | 12, at Oak. (11/6/16)                   |
| NET YARDS PASSING         | 303, at Cin. (9/25/16)                  | 157, vs. Hou. (10/24/16)                |
| PASS ATTEMPTS             | 50, at S.D. (10/13/16)                  | 25, vs. Hou. (10/24/16)                 |
| PASS COMPLETIONS          | 30, at S.D. (10/13/16)                  | 14, vs. Hou. (10/24/16)                 |
| PASSES HAD INTERCEPTED    | 2, two times (last at N.O., 11/13/16)   | 0, four times (last vs. Hou., 10/24/16) |
| TIMES SACKED              | 6, two times (last at N.O., 11/13/16)   | 0, vs. Hou. (10/24/16)                  |
| PUNTS                     | 7, at T.B. (10/2/16)                    | 2, vs. Ind. (9/18/16)                   |
| GROSS PUNTING AVERAGE     | 50.6, vs. S.D. (10/30/16)               | 41.3, at N.O. (11/13/16)                |
| NET PUNTING AVERAGE       | 47.8, vs. S.D. (10/30/16)               | 38.6, at S.D. (10/13/16)                |
| PUNT RETURNS              | 3, two times (last vs. Hou., 10/24/16)  | 1, three times (last at Oak., 11/6/16)  |
| PUNT RETURN YARDS         | 33, vs. Hou. (10/24/16)                 | 11, at Cin. (9/25/16)                   |
| KICKOFF RETURNS           | 4, at Oak. (11/6/16)                    | 0, five times (last at N.O., 11/13/16)  |
| KICKOFF RETURN YARDS      | 83, at Cin. (9/25/16)                   | 0, five times (last at N.O., 11/13/16)  |
| INTERCEPTION RETURNS      | 3, vs. S.D. (10/30/16)                  | 0, four times (last at Oak., 11/6/16)   |
| INTERCEPTION RETURN YARDS | 97, vs. S.D. (10/30/16)                 | 0, vs. Car. (9/8/16)                    |
| PENALTIES                 | 12, two times (last at Oak., 11/6/16)   | 1, at N.O. (11/13/16)                   |
| YARDS PENALIZED           | 104, at Oak. (11/6/16)                  | 10, at N.O. (11/13/16)                  |
| FUMBLES                   | 4, vs. S.D. (10/30/16)                  | 0, three times (last at N.O., 11/13/16) |
| FUMBLES LOST              | 2, two times (last vs. S.D., 10/30/16)  | 0, four times (last vs. Hou., 10/24/16) |
| SACKS MADE                | 5, two times (last at T.B., 10/2/16)    | 1, two times (last at N.O., 11/13/16)   |
| FUMBLES FORCED            | 2, four times (last at N.O., 11/13/16)  | 0, three times (last at Oak., 11/6/16)  |
| FUMBLES RECOVERED         | 2, three times (last at N.O., 11/13/16) | 0, three times (last at Oak., 11/6/16)  |
| TIME OF POSSESSION        | 39:22, at N.O. (11/13/16)               | 18:32, at Oak. (11/6/16)                |

## 2016 REGULAR SEASON OPPONENTS TEAM SINGLE-GAME HIGHS AND LOWS

| OPPONENTS                 | HIGHS                                 | LOWS                                     |
|---------------------------|---------------------------------------|--|
| TOTAL FIRST DOWNS         | 30, at Oak. (11/6/16)                 | 14, vs. Hou. (10/24/16)                  |
| TOTAL NET YARDS           | 397, at Oak. (11/6/16)                | 215, at T.B. (10/2/16)                   |
| TOTAL OFFENSIVE PLAYS     | 77, vs. S.D. (10/30/16)               | 51, at N.O. (11/13/16)                   |
| NET YARDS RUSHING         | 218, at Oak. (11/6/16)                | 72, at T.B. (10/2/16)                    |
| RUSHING ATTEMPTS          | 43, at Oak. (11/6/16)                 | 21, two times (last at N.O., 11/13/16)   |
| NET YARDS PASSING         | 293, at N.O. (11/13/16)               | 131, vs. Hou. (10/24/16)                 |
| PASS ATTEMPTS             | 47, vs. S.D. (10/30/16)               | 28, vs. Atl. (10/9/16)                   |
| PASS COMPLETIONS          | 22, vs. Hou. (10/24/16)               | 15, vs. Atl. (10/9/16)                   |
| PASSES HAD INTERCEPTED    | 3, vs. S.D. (10/30/16)                | 0, four times (last at Oak., 11/6/16)    |
| TIMES SACKED              | 5, two times (last at T.B., 10/2/16)  | 1, at N.O. (11/13/16)                    |
| PUNTS                     | 7, at T.B. (10/2/16)                  | 3, vs. Atl. (10/9/16)                    |
| GROSS PUNTING AVERAGE     | 63.0, vs. Car. (9/8/16)               | 40.8, at N.O. (11/13/16)                 |
| NET PUNTING AVERAGE       | 56.0, vs. Atl. (10/9/16)              | 36.5, at N.O. (11/13/16)                 |
| PUNT RETURNS              | 5, at Oak. (11/6/16)                  | 0, vs. Ind. (9/18/16)                    |
| PUNT RETURN YARDS         | 32, at Oak. (11/6/16)                 | 0, vs. Ind. (9/18/16)                    |
| KICKOFF RETURNS           | 3, vs. Hou. (10/24/16)                | 1, two times (last vs. Atl., 10/9/16)    |
| KICKOFF RETURN YARDS      | 47, vs. Ind. (9/18/16)                | 9, vs. Car. (9/8/16)                     |
| INTERCEPTION RETURNS      | 2, two times (last at N.O., 11/13/16) | 0, four times (last vs. Hou., 10/24/16)  |
| INTERCEPTION RETURN YARDS | 38, at N.O. (11/13/16)                | 0, three times (last vs. Atl., 10/2/16)  |
| PENALTIES                 | 9, two times (last at T.B., 10/2/16)  | 2, vs. Hou. (10/24/16)                   |
| YARDS PENALIZED           | 94, vs. Ind. (9/18/16)                | 15, vs. Hou. (10/24/16)                  |
| FUMBLES                   | 4, vs. Hou. (10/24/16)                | 0, three times (last at Oak., 11/6/16)   |
| FUMBLES LOST              | 2, two times (last at N.O., 11/13/16) | 0, three times (last at Oak., 11/6/16)   |
| SACKS MADE                | 6, two times (last at N.O., 11/13/16) | 1, three times (last vs. S.D., 10/30/16) |
| FUMBLES FORCED            | 3, vs. Atl. (10/9/16)                 | 0, five times (last at N.O., 11/13/16)   |
| FUMBLES RECOVERED         | 2, at S.D. (10/13/16)                 | 0, five times (last at N.O., 11/13/16)   |
| TIME OF POSSESSION        | 41:28, at Oak. (11/6/16)              | 20:38, at N.O. (11/13/16)                |

## BRONCOS BIG GAMES VS. KANSAS CITY

### BRONCOS ALL-TIME 300-YARD PASSING GAMES (15 / 15 reg., 0 post) — vs. KANSAS CITY

| PLAYER          | PERFORMANCE             | GAME                            |
|-----------------|-------------------------|---------------------------------|
| Charley Johnson | 28-42-2, 445 yds., 2 TD | Nov. 18, 1974, vs. Kansas City  |
| Kyle Orton      | 32-56-3, 431 yds., 1 TD | Jan. 3, 2010, vs. Kansas City   |
| Peyton Manning  | 22-35-2, 403 yds., 5 TD | Dec. 1, 2013, at Kansas City    |
| John Elway      | 22-32-1, 400 yds., 2 TD | Dec. 6, 1998, vs. Kansas City   |
| Brian Griese    | 30-50-0, 376 yds., 2 TD | Oct. 20, 2002, at Kansas City   |
| Jay Cutler      | 29-49-2, 361 yds., 1 TD | Sept. 28, 2008, at Kansas City  |
| Steve DeBerg    | 21-41-0, 350 yds., 1 TD | Oct. 30, 1983, vs. Kansas City  |
| Craig Morton    | 25-38-1, 342 yds., 2 TD | Oct. 18, 1981, at Kansas City   |
| Charley Johnson | 12-20-2, 329 yds., 3 TD | Sept. 21, 1975, vs. Kansas City |
| John Elway      | 24-36-1, 328 yds., 2 TD | Dec. 9, 1990, at Kansas City    |
| Peyton Manning  | 24-40-0, 323 yds., 1 TD | Nov. 17, 2013, vs. Kansas City  |
| John Elway      | 23-38-0, 311 yds., 2 TD | Oct. 4, 1992, vs. Kansas City   |
| Peyton Manning  | 23-29-0, 304 yds., 3 TD | Dec. 30, 2012, vs. Kansas City  |
| John Elway      | 22-37-5, 301 yds., 1 TD | Dec. 14, 1985, vs. Kansas City  |
| John Elway      | 28-45-1, 300 yds., 1 TD | Sept. 20, 1993, at Kansas City  |

### BRONCOS ALL-TIME 100-YARD RUSHING GAMES (23/ 22 reg., 1 post) — vs. KANSAS CITY

| PLAYER             | PERFORMANCE  | GAME                            |
|--------------------|--------------|---------------------------------|
| Clinton Portis     | 22-218, 5 TD | Dec. 7, 2003, vs. Kansas City   |
| C.J. Anderson      | 32-168, 0 TD | Nov. 30, 2014, at Kansas City   |
| Knowshon Moreno    | 23-161, 0 TD | Dec. 5, 2010, at Kansas City    |
| Selvin Young       | 17-156, 0 TD | Dec. 9, 2007, vs. Kansas City   |
| Quentin Griffin    | 23-156, 2 TD | Sept. 12, 2004, vs. Kansas City |
| Mike Anderson      | 22-155, 1 TD | Oct. 7, 2001, vs. Kansas City   |
| Willis McGahee     | 28-145, 0 TD | Jan. 1, 2012, vs. Kansas City   |
| Clinton Portis     | 23-141, 1 TD | Oct. 5, 2003, at Kansas City    |
| Terrell Davis      | 19-141, 2 TD | Sept. 22, 1996, at Kansas City  |
| Sammy Winder       | 31-139, 1 TD | Sept. 23, 1984, vs. Kansas City |
| Gaston Green       | 24-133, 1 TD | Nov. 17, 1991, at Kansas City   |
| Bobby Humphrey     | 19-132, 2 TD | Sept. 17, 1990, vs. Kansas City |
| Clinton Portis     | 21-130, 3 TD | Dec. 15, 2002, vs. Kansas City  |
| Terrell Davis      | 34-127, 0 TD | Nov. 16, 1997, at Kansas City   |
| Otis Armstrong     | 21-120, 0 TD | Nov. 20, 1977, at Kansas City   |
| Montee Ball        | 13-117, 0 TD | Dec. 1, 2013, at Kansas City    |
| Correll Buckhalter | 12-113, 0 TD | Dec. 6, 2009, at Kansas City    |
| Terrell Davis      | 18-111, 1 TD | Nov. 16, 1998, at Kansas City   |
| Selvin Young       | 20-109, 1 TD | Nov. 11, 2007, at Kansas City   |
| Knowshon Moreno    | 22-106, 0 TD | Nov. 14, 2010, vs. Kansas City  |
| Terrell Davis      | 25-101, 2 TD | Jan. 4, 1998, at Kansas City*   |
| Terrell Davis      | 26-101, 1 TD | Aug. 31, 1997, vs. Kansas City  |
| Otis Armstrong     | 16-101, 1 TD | Oct. 24, 1976, at Kansas City   |

\* *postseason*



## BRONCOS BIG GAMES VS. KANSAS CITY

### BRONCOS ALL-TIME 100-YARD RECEIVING GAMES (45 / 45 reg., 0 post) — vs. KANSAS CITY

| PLAYER           | PERFORMANCE  | GAME                            |
|------------------|--------------|---------------------------------|
| Shannon Sharpe   | 12-214, 2 TD | Oct. 20, 2002, at Kansas City   |
| Jabar Gaffney    | 14-213, 0 TD | Jan. 1, 2010, vs. Kansas City   |
| Eric Decker      | 8-174, 4 TD  | Dec. 1, 2013, at Kansas City    |
| Rod Smith        | 8-165, 0 TD  | Dec. 6, 1998, vs. Kansas City   |
| Riley Odoms      | 7-165, 2 TD  | Dec. 10, 1978, vs. Kansas City  |
| Anthony Miller   | 6-153, 0 TD  | Dec. 4, 1994, at Kansas City    |
| Rick Upchurch    | 3-153, 1 TD  | Sept 21, 1975, vs. Kansas City  |
| Jerry Simmons    | 6-153, 0 TD  | Nov. 21, 1971, at Kansas City   |
| Vance Johnson    | 6-150, 0 TD  | Sept. 17, 1990, vs. Kansas City |
| Rick Upchurch    | 6-143, 0 TD  | Oct. 30, 1983, vs. Kansas City  |
| Rick Upchurch    | 5-138, 0 TD  | Oct. 18, 1981, at Kansas City   |
| Rod Smith        | 8-134, 0 TD  | Sept. 24, 2000, vs. Kansas City |
| Shannon Sharpe   | 9-131, 0 TD  | Sept. 22, 1996, at Kansas City  |
| Rod Smith        | 8-130, 0 TD  | Oct. 5, 2003, at Kansas City    |
| Eric Crabtree    | 6-129, 1 TD  | Dec. 17, 1967, vs. Kansas City  |
| Riley Odoms      | 7-125, 0 TD  | Nov. 18, 1974, vs. Kansas City  |
| Demaryius Thomas | 7-122, 1 TD  | Dec. 30, 2012, vs. Kansas City  |
| Rod Smith        | 5-122, 0 TD  | Aug. 31, 1997, vs. Kansas City  |
| Mike Haffner     | 4-122, 0 TD  | Dec. 14, 1968, vs. Kansas City  |
| Demaryius Thomas | 5-121, 0 TD  | Nov. 17, 2013, vs. Kansas City  |
| Steve Watson     | 6-121, 1 TD  | Oct. 30, 1983, vs. Kansas City  |
| Hewritt Dixon    | 5-121, 1 TD  | Nov. 1, 1964, at Kansas City    |
| Lionel Taylor    | 7-120, 1 TD  | Oct. 8, 1961, vs. Dallas Texans |
| Shannon Sharpe   | 9-118, 0 TD  | Oct. 4, 1992, vs. Kansas City   |
| Demaryius Thomas | 8-116, 0 TD  | Sept. 17, 2015, at Kansas City  |
| Vance Johnson    | 6-116, 1 TD  | Dec. 14, 1985, vs. Kansas City  |
| Brandon Marshall | 10-115, 2 TD | Dec. 9, 2007, vs. Kansas City   |
| Rod Smith        | 7-114, 0 TD  | Nov. 16, 1997, at Kansas City   |
| Riley Odoms      | 7-114, 0 TD  | Oct. 28, 1979, vs. Kansas City  |
| Eric Crabtree    | 7-113, 0 TD  | Sept. 22, 1968, at Kansas City  |
| Al Denson        | 3-113, 1 TD  | Nov. 1, 1964, at Kansas City    |
| Rod Smith        | 8-110, 1 TD  | Oct. 7, 2001, vs. Kansas City   |
| Lionel Taylor    | 7-110, 0 TD  | Dec. 9, 1962, at Dallas Texans  |
| Emmanuel Sanders | 8-108, 0 TD  | Sept. 14, 2014, vs. Kansas City |
| Haven Moses      | 5-108, 2 TD  | Nov. 25, 1973, vs. Kansas City  |
| Haven Moses      | 4-107, 1 TD  | Oct. 14, 1979, at Kansas City   |
| Al Denson        | 4-107, 1 TD  | Oct. 29, 1967, at Kansas City   |
| Demaryius Thomas | 3-106, 0 TD  | Dec. 1, 2013, at Kansas City    |
| Rod Smith        | 8-106, 0 TD  | Dec. 5, 1999, vs. Kansas City   |
| Bobby Micho      | 9-105, 2 TD  | Oct. 18, 1987, at Kansas City   |
| Eddie Royal      | 9-104, 0 TD  | Sept. 28, 2008, at Kansas City  |
| Derek Russell    | 6-104, 0 TD  | Sept. 20, 1993, at Kansas City  |
| Ed McCaffrey     | 6-103, 1 TD  | Dec. 6, 1998, vs. Kansas City   |
| Steve Watson     | 2-103, 0 TD  | Dec. 6, 1981, vs. Kansas City   |
| Rod Smith        | 6-101, 0 TD  | Dec. 17, 2000, at Kansas City   |
| Rod Smith        | 8-100, 1 TD  | Dec. 16, 2001, at Kansas City   |

## BRONCOS PLAYER CAREER STATS VS. KANSAS CITY

### OUTSIDE LINEBACKER SHAQUIL BARRETT — vs. KANSAS CITY

|                           | G/S        | W-L        | UT       | A        | TT       | S-Yds.     | I-Yds.     | PD       | FF       | FR       | SpTK     |
|---------------------------|------------|------------|----------|----------|----------|------------|------------|----------|----------|----------|----------|
| 9/17/15 at K.C.           | 1/0        | W          | 1        | 0        | 1        | 0-0        | 0          | 0        | 0        | 0        | 0        |
| 11/15/15 vs. K.C.         | 1/1        | L          | 1        | 1        | 0        | 0-0        | 0          | 1        | 0        | 0        | 0        |
| <b>REG. SEASON TOTALS</b> | <b>2/1</b> | <b>1-1</b> | <b>2</b> | <b>1</b> | <b>1</b> | <b>0-0</b> | <b>0-0</b> | <b>1</b> | <b>0</b> | <b>0</b> | <b>0</b> |

### DEFENSIVE END JARED CRICK — vs. KANSAS CITY

|                           | G/S        | W-L        | UT       | A        | TT       | S-Yds.     | I-Yds.     | PD       | FF       | FR       | SpTK     |
|---------------------------|------------|------------|----------|----------|----------|------------|------------|----------|----------|----------|----------|
| 10/20/13 at K.C.*         | 1/0        | L          | 0        | 0        | 0        | 0-0        | 0          | 0        | 0        | 0        | 0        |
| 9/13/15 vs. K.C.*         | 1/1        | L          | 3        | 0        | 3        | 0-0        | 0          | 1        | 0        | 0        | 0        |
| <b>REG. SEASON TOTALS</b> | <b>2/1</b> | <b>0-2</b> | <b>5</b> | <b>0</b> | <b>3</b> | <b>0-0</b> | <b>0-0</b> | <b>1</b> | <b>0</b> | <b>0</b> | <b>0</b> |
| 1/9/16 vs. K.C.*^         | 1/1        | L          | 2        | 3        | 5        | 0-0        | 0          | 0        | 0        | 0        | 0        |
| <b>POST SEASON TOTALS</b> | <b>3/2</b> | <b>0-1</b> | <b>2</b> | <b>3</b> | <b>5</b> | <b>0-0</b> | <b>0-0</b> | <b>0</b> | <b>0</b> | <b>0</b> | <b>0</b> |

\* - w/Houston, ^- Wild Card Playoffs

### QUARTERBACK AUSTIN DAVIS — vs. KANSAS CITY

|                           | G/S        | W/L        | PASSING   |           |             |            |          |          |           | RUSHING     |             |          |          |            |          |          |
|---------------------------|------------|------------|-----------|-----------|-------------|------------|----------|----------|-----------|-------------|-------------|----------|----------|------------|----------|----------|
|                           |            |            | Att.      | Cmp.      | Pct.        | Yds.       | TD       | INT      | LG        | S-Yds.      | Rtg.        | Att.     | Yds.     | Avg.       | LG       | TD       |
| 10/26/14 at K.C.*         | 1/1        | L          | 25        | 15        | 60.0        | 160        | 1        | 1        | 43        | 7-44        | 75.4        | 1        | 1        | 1.0        | 1        | 0        |
| <b>REG. SEASON TOTALS</b> | <b>1/1</b> | <b>0-1</b> | <b>25</b> | <b>15</b> | <b>60.0</b> | <b>160</b> | <b>1</b> | <b>1</b> | <b>43</b> | <b>7-44</b> | <b>75.4</b> | <b>1</b> | <b>1</b> | <b>1.0</b> | <b>1</b> | <b>0</b> |

\* - w/St. Louis

### INSIDE LINEBACKER TODD DAVIS — vs. KANSAS CITY

|                           | G/S        | W-L        | UT       | A        | TT       | S-Yds.     | I-Yds.     | PD       | FF       | FR       | SpTK     |
|---------------------------|------------|------------|----------|----------|----------|------------|------------|----------|----------|----------|----------|
| 11/30/14 at K.C.          | 1/0        | W          | 0        | 0        | 0        | 0-0        | 0-0        | 0        | 0        | 0        | 0        |
| 9/17/15 at K.C.           | 1/0        | W          | 0        | 0        | 0        | 0-0        | 0-0        | 0        | 0        | 1        | 1        |
| 11/15/15 vs. K.C.         | 1/0        | L          | 0        | 0        | 0        | 0-0        | 0-0        | 0        | 0        | 0        | 0        |
| <b>REG. SEASON TOTALS</b> | <b>3/0</b> | <b>2-1</b> | <b>0</b> | <b>0</b> | <b>0</b> | <b>0-0</b> | <b>0-0</b> | <b>0</b> | <b>0</b> | <b>1</b> | <b>1</b> |

### CORNERBACK LORENZO DOSS — vs. KANSAS CITY

|                           | G/S        | W-L        | UT       | A        | TT       | S-Yds.     | I-Yds.     | PD       | FF       | FR       | SpTK     |
|---------------------------|------------|------------|----------|----------|----------|------------|------------|----------|----------|----------|----------|
| 11/15/15 vs. K.C.         | 1/0        | L          | 0        | 0        | 0        | 0-0        | 0-0        | 0        | 0        | 0        | 1        |
| <b>REG. SEASON TOTALS</b> | <b>1/0</b> | <b>0-1</b> | <b>0</b> | <b>0</b> | <b>0</b> | <b>0-0</b> | <b>0-0</b> | <b>0</b> | <b>0</b> | <b>0</b> | <b>1</b> |

### WIDE RECEIVER BENNIE FOWLER — vs. KANSAS CITY

|                           | G/S        | W-L        | RECEIVING |           |             |           |          | RUSHING  |          |            |          |          |
|---------------------------|------------|------------|-----------|-----------|-------------|-----------|----------|----------|----------|------------|----------|----------|
|                           |            |            | Rec.      | Yds.      | Avg.        | LG        | TD       | Att.     | Yds.     | Avg.       | LG       | TD       |
| 9/17/15 at K.C.           | 1/0        | W          | 0         | 0         | —           | 0         | 0        | 0        | 0        | 0.0        | —        | 0        |
| 11/15/15 vs. K.C.         | 1/0        | L          | 1         | 17        | 17.0        | 17        | 0        | 0        | 0        | 0.0        | —        | 0        |
| <b>REG. SEASON TOTALS</b> | <b>2/0</b> | <b>1-1</b> | <b>1</b>  | <b>17</b> | <b>17.0</b> | <b>17</b> | <b>0</b> | <b>0</b> | <b>0</b> | <b>0.0</b> | <b>—</b> | <b>0</b> |

### TIGHT END VIRGIL GREEN — vs. KANSAS CITY

|                           | G/S         | W-L        | RECEIVING |           |            |           |          | RUSHING  |          |            |          |          |
|---------------------------|-------------|------------|-----------|-----------|------------|-----------|----------|----------|----------|------------|----------|----------|
|                           |             |            | Rec.      | Yds.      | Avg.       | LG        | TD       | Att.     | Yds.     | Avg.       | LG       | TD       |
| 11/13/11 at K.C.          | 1/0         | W          | 0         | 0         | 0.0        | —         | 0        | 0        | 0        | 0.0        | —        | 0        |
| 1/1/12 vs. K.C.           | 1/1         | L          | 0         | 0         | 0.0        | —         | 0        | 0        | 0        | 0.0        | —        | 0        |
| 11/25/12 at K.C.          | 1/0         | W          | 0         | 0         | 0.0        | —         | 0        | 0        | 0        | 0.0        | —        | 0        |
| 12/30/12 vs. K.C.         | 1/0         | W          | 2         | 19        | 9.5        | 11        | 0        | 0        | 0        | 0.0        | —        | 0        |
| 11/17/13 vs. K.C.         | 1/0         | W          | 0         | 0         | 0.0        | —         | 0        | 0        | 0        | 0.0        | —        | 0        |
| 12/1/13 at K.C.           | 1/1         | W          | 1         | 2         | 2.0        | 2         | 0        | 0        | 0        | 0.0        | —        | 0        |
| 9/14/14 vs. K.C.          | 1/1         | W          | 0         | 0         | 0.0        | —         | 0        | 0        | 0        | 0.0        | —        | 0        |
| 11/30/14 at K.C.          | 1/1         | W          | 1         | 10        | 10.0       | 10        | 0        | 0        | 0        | 0.0        | —        | 0        |
| 9/17/15 at K.C.           | 1/1         | W          | 2         | 12        | 6.0        | 11        | 1        | 0        | 0        | 0.0        | —        | 0        |
| 11/15/15 vs. K.C.         | 1/1         | L          | 1         | 8         | 8.0        | 8         | 0        | 0        | 0        | 0.0        | —        | 0        |
| <b>REG. SEASON TOTALS</b> | <b>10/6</b> | <b>8-2</b> | <b>7</b>  | <b>51</b> | <b>7.3</b> | <b>11</b> | <b>1</b> | <b>0</b> | <b>0</b> | <b>0.0</b> | <b>—</b> | <b>0</b> |

**ADDITIONAL STATISTICS:** Made one special-teams tackle at K.C. (11/25/12). Made one special-teams tackle vs. K.C. (12/30/12).

## BRONCOS PLAYER CAREER STATS VS. KANSAS CITY

### CORNERBACK CHRIS HARRIS JR. — vs. KANSAS CITY

|                           | G/S         | W-L        | UT        | A        | TT        | S-Yds.     | I-Yds.      | PD        | FF       | FR       | SpTK     |
|---------------------------|-------------|------------|-----------|----------|-----------|------------|-------------|-----------|----------|----------|----------|
| 11/13/11 at K.C.          | 1/0         | W          | 8         | 0        | 8         | 0-0        | 0-0         | 1         | 0        | 0        | 0        |
| 1/1/12 vs. K.C.           | 1/0         | L          | 3         | 0        | 3         | 0-0        | 0-0         | 1         | 0        | 0        | 0        |
| 11/25/12 at K.C.          | 1/1         | W          | 1         | 1        | 2         | 0-0        | 0-0         | 0         | 0        | 0        | 0        |
| 12/30/12 vs. K.C.         | 1/1         | W          | 2         | 0        | 2         | 0-0        | 0-0         | 1         | 0        | 0        | 0        |
| 11/17/13 vs. K.C.         | 1/1         | W          | 3         | 0        | 3         | 0-0        | 0-0         | 0         | 0        | 0        | 0        |
| 12/1/13 at K.C.           | 1/1         | W          | 6         | 0        | 6         | 0-0        | 0-0         | 4         | 0        | 0        | 0        |
| 9/14/14 vs. K.C.          | 1/1         | W          | 6         | 0        | 6         | 0-0        | 0-0         | 1         | 0        | 0        | 0        |
| 11/30/14 at K.C.          | 1/1         | W          | 3         | 0        | 3         | 0-0        | 0-0         | 1         | 0        | 0        | 0        |
| 9/17/15 at K.C.           | 1/1         | W          | 4         | 0        | 4         | 0-0        | 1-20        | 1         | 0        | 0        | 0        |
| 11/15/15 vs. K.C.         | 1/1         | L          | 3         | 1        | 4         | 0-0        | 0-0         | 0         | 0        | 0        | 0        |
| <b>REG. SEASON TOTALS</b> | <b>10/8</b> | <b>8-2</b> | <b>39</b> | <b>2</b> | <b>41</b> | <b>0-0</b> | <b>1-20</b> | <b>10</b> | <b>0</b> | <b>0</b> | <b>0</b> |

### NOSE TACKLE DARIUS KILGO — vs. KANSAS CITY

|                           | G/S        | W-L        | UT       | A        | TT       | S-Yds.     | I-Yds.     | PD       | FF       | FR       | SpTK     |
|---------------------------|------------|------------|----------|----------|----------|------------|------------|----------|----------|----------|----------|
| 9/17/15 at K.C.           | 1/0        | W          | 2        | 0        | 2        | 0-0        | 0-0        | 0        | 0        | 0        | 0        |
| <b>REG. SEASON TOTALS</b> | <b>1/0</b> | <b>1-0</b> | <b>2</b> | <b>0</b> | <b>2</b> | <b>0-0</b> | <b>0-0</b> | <b>0</b> | <b>0</b> | <b>0</b> | <b>0</b> |

### WIDE RECEIVER CODY LATIMER — vs. KANSAS CITY

|                           | G/S        | W-L        | RECEIVING |          |             |          |          | KICK RETURNS |           |             |           |          |
|---------------------------|------------|------------|-----------|----------|-------------|----------|----------|--------------|-----------|-------------|-----------|----------|
|                           |            |            | Rec.      | Yds.     | Avg.        | LG       | TD       | Att.         | Yds.      | Avg.        | LG        | TD       |
| 11/30/14 at K.C.          | 1/0        | W          | 0         | 0        | 0.0         | —        | 0        | 1            | 14        | 14.0        | 14        | 0        |
| 9/17/15 at K.C.           | 1/0        | W          | 0         | 0        | —           | —        | 0        | —            | —         | —           | —         | —        |
| 11/15/15 vs. K.C.         | 1/0        | L          | 3         | 30       | 10.0        | 15       | 0        | —            | —         | —           | —         | —        |
| <b>REG. SEASON TOTALS</b> | <b>3/0</b> | <b>2-1</b> | <b>0</b>  | <b>0</b> | <b>10.0</b> | <b>—</b> | <b>0</b> | <b>1</b>     | <b>14</b> | <b>14.0</b> | <b>14</b> | <b>0</b> |

### INSIDE LINEBACKER BRANDON MARSHALL — vs. KANSAS CITY

|                           | G/S        | W-L        | UT        | A        | TT        | S-Yds.      | I-Yds.     | PD       | FF       | FR       | SpTK     |
|---------------------------|------------|------------|-----------|----------|-----------|-------------|------------|----------|----------|----------|----------|
| 9/14/14 vs. K.C.          | 1/1        | W          | 6         | 2        | 8         | 1-5         | 0-0        | 1        | 1        | 0        | 0        |
| 11/30/14 at K.C.          | 1/1        | W          | 5         | 1        | 6         | 1-12        | 0-0        | 0        | 0        | 0        | 0        |
| 9/17/15 at K.C.           | 1/1        | W          | 4         | 1        | 5         | 0-0         | 0-0        | 0        | 1        | 0        | 0        |
| 11/15/15 vs. K.C.         | 1/1        | L          | 5         | 3        | 8         | 0-0         | 0-0        | 0        | 0        | 0        | 0        |
| <b>REG. SEASON TOTALS</b> | <b>1/1</b> | <b>3-1</b> | <b>20</b> | <b>7</b> | <b>27</b> | <b>2-17</b> | <b>0-0</b> | <b>1</b> | <b>2</b> | <b>0</b> | <b>0</b> |

### KICKER BRANDON McMANUS — vs. KANSAS CITY

|                           | G/S        | W-L        | 1-19       | 20-29      | 30-39      | 40-49      | 50+        | LG        | Total      | Pct.         | XM-XA      | Pct.         | Pts.      |
|---------------------------|------------|------------|------------|------------|------------|------------|------------|-----------|------------|--------------|------------|--------------|-----------|
| 9/14/14 vs. K.C.          | 1/0        | W          | 0-0        | 1-1        | 0-0        | 0-0        | 0-0        | 20        | 1-1        | 1.000        | 3-3        | 1.000        | 6         |
| 9/17/15 at K.C.           | 1/0        | W          | 0-0        | 0-0        | 0-0        | 0-0        | 1-1        | 54        | 1-1        | 1.000        | 4-4        | 1.000        | 7         |
| 11/15/15 vs. K.C.         | 1/1        | L          | 0-0        | 0-0        | 0-0        | 0-0        | 0-0        | —         | 0-0        | —            | 1-1        | 1.000        | 1         |
| <b>REG. SEASON TOTALS</b> | <b>2/0</b> | <b>2-0</b> | <b>0-0</b> | <b>1-1</b> | <b>0-0</b> | <b>0-0</b> | <b>1-1</b> | <b>54</b> | <b>1-1</b> | <b>1.000</b> | <b>4-4</b> | <b>1.000</b> | <b>13</b> |

### OUTSIDE LINEBACKER VON MILLER — vs. KANSAS CITY

|                           | G/S          | W-L        | UT        | A        | TT        | S-Yds.          | I-Yds.     | PD       | FF       | FR       | SpTK     |
|---------------------------|--------------|------------|-----------|----------|-----------|-----------------|------------|----------|----------|----------|----------|
| 11/13/11 at K.C.          | 1/1          | W          | 4         | 3        | 7         | 1.5-6.5         | 0-0        | 0        | 0        | 0        | 0        |
| 1/1/12 vs. K.C.           | 1/1          | L          | 0         | 0        | 0         | 0-0             | 0-0        | 0        | 0        | 0        | 0        |
| 11/25/12 at K.C.          | 1/1          | W          | 2         | 0        | 2         | 1-1             | 0-0        | 0        | 0        | 0        | 0        |
| 12/30/12 vs. K.C.         | 1/1          | W          | 2         | 1        | 3         | 1-7             | 0-0        | 0        | 0        | 0        | 0        |
| 11/17/13 vs. K.C.         | 1/1          | W          | 0         | 1        | 1         | 0-0             | 0-0        | 0        | 0        | 0        | 0        |
| 12/1/13 at K.C.           | 1/1          | W          | 2         | 0        | 2         | 0-0             | 0-0        | 0        | 0        | 0        | 0        |
| 9/14/14 vs. K.C.          | 1/1          | W          | 5         | 2        | 7         | 1-3             | 0-0        | 0        | 0        | 0        | 0        |
| 11/30/14 at K.C.          | 1/1          | W          | 3         | 0        | 3         | 2-11            | 0-0        | 1        | 0        | 0        | 0        |
| 9/17/15 at K.C.           | 1/1          | W          | 4         | 0        | 4         | 1-5             | 0-0        | 0        | 0        | 0        | 0        |
| 11/15/15 vs. K.C.         | 1/1          | L          | 2         | 0        | 2         | 1-7             | 0-0        | 0        | 0        | 0        | 0        |
| <b>REG. SEASON TOTALS</b> | <b>10/10</b> | <b>8-2</b> | <b>24</b> | <b>7</b> | <b>31</b> | <b>8.5-40.5</b> | <b>0-0</b> | <b>1</b> | <b>0</b> | <b>0</b> | <b>0</b> |



## BRONCOS PLAYER CAREER STATS VS. KANSAS CITY

### INSIDE LINEBACKER COREY NELSON — vs. KANSAS CITY

|                           | G/S        | W-L        | UT       | A        | TT       | S-Yds.     | I-Yds.     | PD       | FF       | FR       | SpTK     |
|---------------------------|------------|------------|----------|----------|----------|------------|------------|----------|----------|----------|----------|
| 9/14/14 vs. K.C.          | 1/0        | W          | 0        | 0        | 0        | 0-0        | 0-0        | 0        | 0        | 0        | 0        |
| 11/30/14 at K.C.          | 1/0        | W          | 0        | 0        | 0        | 0-0        | 0-0        | 0        | 0        | 0        | 0        |
| 9/17/15 at K.C.           | 1/0        | W          | 0        | 0        | 0        | 0-0        | 0-0        | 0        | 0        | 0        | 2        |
| 11/15/15 vs. K.C.         | 1/0        | L          | 0        | 0        | 0        | 0-0        | 0-0        | 0        | 0        | 0        | 2        |
| <b>REG. SEASON TOTALS</b> | <b>4/0</b> | <b>3-1</b> | <b>0</b> | <b>0</b> | <b>0</b> | <b>0-0</b> | <b>0-0</b> | <b>0</b> | <b>0</b> | <b>0</b> | <b>4</b> |

### WIDE RECEIVER JORDAN NORWOOD — vs. KANSAS CITY

|                           | G/S        | W-L        | RECEIVING |           |            |          |          | KICK RETURNS |          |            |          |          |
|---------------------------|------------|------------|-----------|-----------|------------|----------|----------|--------------|----------|------------|----------|----------|
|                           |            |            | Rec.      | Yds.      | Avg.       | LG       | TD       | Att.         | Yds.     | Avg.       | LG       | TD       |
| 9/17/15 at K.C.           | 1/0        | W          | 3         | 14        | 4.7        | 7        | 0        | 0            | 0        | 0.0        | —        | 0        |
| <b>REG. SEASON TOTALS</b> | <b>1/0</b> | <b>1-0</b> | <b>3</b>  | <b>14</b> | <b>4.7</b> | <b>7</b> | <b>0</b> | <b>0</b>     | <b>0</b> | <b>0.0</b> | <b>—</b> | <b>0</b> |

### OUTSIDE LINEBACKER SHANE RAY — vs. KANSAS CITY

|                           | G/S        | W-L        | UT       | A        | TT       | S-Yds.     | I-Yds.     | PD       | FF       | FR       | SpTK     |
|---------------------------|------------|------------|----------|----------|----------|------------|------------|----------|----------|----------|----------|
| 9/17/15 at K.C.           | 1/0        | W          | 0        | 0        | 0        | 0-0        | 0-0        | 0        | 0        | 0        | 0        |
| 11/15/15 vs. K.C.         | 1/0        | L          | 1        | 0        | 1        | 0-0        | 0-0        | 1        | 0        | 0        | 0        |
| <b>REG. SEASON TOTALS</b> | <b>2/0</b> | <b>1-1</b> | <b>1</b> | <b>0</b> | <b>1</b> | <b>0-0</b> | <b>0-0</b> | <b>1</b> | <b>0</b> | <b>0</b> | <b>0</b> |

### CORNERBACK BRADLEY ROBY — vs. KANSAS CITY

|                           | G/S        | W-L        | UT        | A        | TT        | S-Yds.     | I-Yds.     | PD       | FF       | FR       | SpTK     |
|---------------------------|------------|------------|-----------|----------|-----------|------------|------------|----------|----------|----------|----------|
| 9/14/14 vs. K.C.          | 1/0        | W          | 6         | 0        | 6         | 0-0        | 0-0        | 0        | 0        | 0        | 0        |
| 11/30/14 at K.C.          | 1/1        | W          | 1         | 0        | 1         | 0-0        | 0-0        | 0        | 0        | 1        | 1        |
| 9/17/15 at K.C.           | 1/0        | W          | 0         | 0        | 0         | 0-0        | 0-0        | 0        | 0        | 1        | 0        |
| 11/15/15 vs. K.C.         | 1/1        | L          | 4         | 0        | 4         | 0-0        | 0-0        | 0        | 0        | 0        | 0        |
| <b>REG. SEASON TOTALS</b> | <b>4/2</b> | <b>3-1</b> | <b>11</b> | <b>0</b> | <b>11</b> | <b>0-0</b> | <b>0-0</b> | <b>0</b> | <b>0</b> | <b>2</b> | <b>1</b> |

### WIDE RECEIVER EMMANUEL SANDERS — vs. KANSAS CITY

|                           | G/S        | W-L        | RECEIVING |            |             |           |          | PUNT RETURNS |          |            |          |          |
|---------------------------|------------|------------|-----------|------------|-------------|-----------|----------|--------------|----------|------------|----------|----------|
|                           |            |            | Rec.      | Yds.       | Avg.        | LG        | TD       | Att.         | Yds.     | Avg.       | LG       | TD       |
| 11/27/11 at K.C.*         | 1/0        | W          | 2         | 25         | 12.5        | 13        | 0        | 0            | 0        | 0.0        | —        | 0        |
| 11/12/12 vs. K.C.*        | 1/1        | W          | 2         | 30         | 15.0        | 31        | 0        | 0            | 7        | 0.0        | —        | 0        |
| 9/14/14 vs. K.C.          | 1/1        | W          | 8         | 108        | 13.5        | 48        | 0        | 0            | 0        | 0.0        | —        | 0        |
| 11/30/14 at K.C.          | 1/1        | W          | 6         | 73         | 12.2        | 23        | 0        | 0            | 0        | 0.0        | —        | 0        |
| 9/17/15 at K.C.           | 1/1        | W          | 8         | 87         | 10.9        | 19t       | 2        | 1            | 0        | 0.0        | —        | 0        |
| 11/15/15 vs. K.C.         | 1/1        | L          | 0         | 0          | 0.0         | 0         | 0        | 0            | 0.0      | 0.0        | —        | 0        |
| <b>REG. SEASON TOTALS</b> | <b>5/4</b> | <b>5-0</b> | <b>26</b> | <b>323</b> | <b>12.4</b> | <b>48</b> | <b>2</b> | <b>1</b>     | <b>0</b> | <b>0.0</b> | <b>—</b> | <b>0</b> |

\* - w/Pittsburgh

### SAFETY DARIAN STEWART — vs. KANSAS CITY

|                           | G/S        | W-L        | UT        | A        | TT        | S-Yds.     | I-Yds.     | PD       | FF       | FR       | SpTK     |
|---------------------------|------------|------------|-----------|----------|-----------|------------|------------|----------|----------|----------|----------|
| 12/19/10 vs. K.C.*        | 1/0        | W          | 1         | 0        | 1         | 0-0        | 0-0        | 1        | 0        | 0        | 1        |
| 9/17/15 at K.C.           | 1/1        | W          | 4         | 0        | 4         | 0-0        | 0-0        | 0        | 0        | 1        | 0        |
| 11/15/15 vs. K.C.         | 1/1        | L          | 5         | 1        | 6         | 0-0        | 0-0        | 0        | 0        | 0        | 0        |
| <b>REG. SEASON TOTALS</b> | <b>3/2</b> | <b>2-1</b> | <b>10</b> | <b>1</b> | <b>11</b> | <b>0-0</b> | <b>0-0</b> | <b>1</b> | <b>0</b> | <b>1</b> | <b>1</b> |

\* - w/St. Louis

### CORNERBACK AQIB TALIB — vs. KANSAS CITY

|                           | G/S        | W-L        | UT       | A        | TT       | S-Yds.     | I-Yds.     | PD       | FF       | FR       | SpTK     |
|---------------------------|------------|------------|----------|----------|----------|------------|------------|----------|----------|----------|----------|
| 11/02/08 at K.C.*         | 1/1        | W          | 0        | 0        | 0        | 0-0        | 0-0        | 1        | 0        | 0        | 0        |
| 9/14/14 vs. K.C.          | 1/1        | W          | 2        | 0        | 2        | 0-0        | 0-0        | 0        | 0        | 0        | 0        |
| 9/17/15 at K.C.           | 1/1        | W          | 2        | 0        | 2        | 0-0        | 1-9        | 2        | 0        | 0        | 0        |
| <b>REG. SEASON TOTALS</b> | <b>3/3</b> | <b>3-0</b> | <b>4</b> | <b>0</b> | <b>4</b> | <b>0-0</b> | <b>1-9</b> | <b>3</b> | <b>0</b> | <b>0</b> | <b>0</b> |

\* - w/Tampa Bay

## BRONCOS PLAYER CAREER STATS VS. KANSAS CITY

### WIDE RECEIVER DEMARYIUS THOMAS — vs. KANSAS CITY

|                           | G/S         | W-L        | RECEIVING |            |             |           |          | RUSHING  |          |            |          |          |
|---------------------------|-------------|------------|-----------|------------|-------------|-----------|----------|----------|----------|------------|----------|----------|
|                           |             |            | Rec.      | Yds.       | Avg.        | LG        | TD       | Att.     | Yds.     | Avg.       | LG       | TD       |
| 11/14/10 vs. K.C.         | 1/0         | W          | 3         | 51         | 17.0        | 22        | 0        | 0        | 0        | 0.0        | —        | 0        |
| 11/13/11 at K.C.          | 1/0         | W          | 0         | 0          | 0.0         | —         | 0        | 0        | 0        | 0.0        | —        | 0        |
| 1/1/12 vs. K.C.           | 1/0         | L          | 3         | 34         | 11.3        | 17        | 0        | 0        | 0        | 0.0        | —        | 0        |
| 11/25/12 at K.C.          | 1/1         | W          | 4         | 82         | 20.5        | 30        | 1        | 0        | 0        | 0.0        | —        | 0        |
| 12/30/12 vs. K.C.         | 1/1         | W          | 7         | 122        | 17.6        | 36        | 1        | 0        | 0        | 0.0        | —        | 0        |
| 11/17/13 vs. K.C.         | 1/1         | W          | 5         | 121        | 24.2        | 70        | 0        | 0        | 0        | 0.0        | —        | 0        |
| 12/1/13 at K.C.           | 1/1         | W          | 3         | 106        | 35.3        | 77        | 0        | 0        | 0        | 0.0        | —        | 0        |
| 9/14/14 vs. K.C.          | 1/1         | W          | 5         | 62         | 12.4        | 21        | 1        | 0        | 0        | 0.0        | —        | 0        |
| 11/30/14 at K.C.          | 1/1         | W          | 6         | 63         | 10.5        | 23t       | 1        | 0        | 0        | 0.0        | —        | 0        |
| 9/17/15 at K.C.           | 1/1         | W          | 8         | 116        | 14.5        | 22        | 0        | 0        | 0        | 0.0        | —        | 0        |
| 11/15/15 vs. K.C.         | 1/1         | L          | 7         | 71         | 10.1        | 17        | 0        | 0        | 0        | 0.0        | —        | 0        |
| <b>REG. SEASON TOTALS</b> | <b>10/7</b> | <b>9-1</b> | <b>44</b> | <b>757</b> | <b>17.2</b> | <b>77</b> | <b>4</b> | <b>0</b> | <b>0</b> | <b>0.0</b> | <b>—</b> | <b>0</b> |

### RUNNING BACK JUWAN THOMPSON — vs. KANSAS CITY

|                           | G/S        | W/L        | RUSHING   |           |            |           |          | RECEIVING |          |            |          |          |
|---------------------------|------------|------------|-----------|-----------|------------|-----------|----------|-----------|----------|------------|----------|----------|
|                           |            |            | Att.      | Yds.      | Avg.       | LG        | TD       | Rec.      | Yds.     | Avg.       | LG       | TD       |
| 9/14/14 vs. K.C.          | 1/0        | W          | 0         | 0         | 0.0        | —         | 0        | 0         | 0        | 0.0        | —        | 0        |
| 11/30/14 at K.C.          | 1/0        | W          | 10        | 39        | 3.9        | 17        | 0        | 0         | 0        | 0.0        | —        | 0        |
| 9/17/15 at K.C.           | 1/0        | W          | 0         | 0         | 0.0        | —         | 0        | 0         | 0        | 0.0        | —        | 0        |
| 11/15/15 vs. K.C.         | 1/0        | L          | 0         | 0         | 0.0        | —         | 0        | 0         | 0        | 0.0        | —        | 0        |
| <b>REG. SEASON TOTALS</b> | <b>4/0</b> | <b>3-1</b> | <b>10</b> | <b>39</b> | <b>3.9</b> | <b>17</b> | <b>0</b> | <b>0</b>  | <b>0</b> | <b>0.0</b> | <b>—</b> | <b>0</b> |

### SAFETY T.J. WARD — vs. KANSAS CITY

|                           | G/S        | W-L        | UT        | A        | TT        | S-Yds.     | I-Yds.     | PD       | FF       | FR       | SpTK     |
|---------------------------|------------|------------|-----------|----------|-----------|------------|------------|----------|----------|----------|----------|
| 9/10/10 vs. K.C.*         | 1/1        | L          | 8         | 1        | 9         | 0-0        | 0-0        | 0        | 0        | 0        | 2        |
| 12/9/12 vs. K.C.*         | 1/1        | W          | 2         | 2        | 4         | 0-0        | 0-0        | 1        | 0        | 0        | 0        |
| 10/27/13 at K.C.*         | 1/1        | L          | 9         | 1        | 10        | 0.5-4      | 0-0        | 0        | 0        | 0        | 0        |
| 9/14/14 vs. K.C.          | 1/1        | W          | 5         | 0        | 5         | 0-0        | 0-0        | 0        | 0        | 0        | 0        |
| 11/30/14 at K.C.          | 1/1        | W          | 6         | 0        | 6         | 1-13       | 0-0        | 0        | 0        | 0        | 0        |
| 9/17/15 at K.C.           | 1/1        | W          | 3         | 1        | 4         | 0-0        | 0-0        | 0        | 0        | 0        | 0        |
| 11/15/15 vs. K.C.         | 1/1        | L          | 4         | 0        | 4         | 0-0        | 0-0        | 0        | 0        | 0        | 0        |
| <b>REG. SEASON TOTALS</b> | <b>7/7</b> | <b>4-3</b> | <b>37</b> | <b>5</b> | <b>42</b> | <b>0-0</b> | <b>0-0</b> | <b>1</b> | <b>0</b> | <b>0</b> | <b>2</b> |

\* - w/Cleveland

### OUTSIDE LINEBACKER DEMARCUS WARE — vs. KANSAS CITY

|                           | G/S        | W-L        | UT        | A        | TT        | S-Yds.      | I-Yds.     | PD       | FF       | FR       | SpTK     |
|---------------------------|------------|------------|-----------|----------|-----------|-------------|------------|----------|----------|----------|----------|
| 12/11/05 vs. K.C.*        | 1/1        | W          | 2         | 0        | 2         | 0-0         | 0-0        | 0        | 0        | 0        | 0        |
| 10/11/09 at K.C.*         | 1/1        | W          | 5         | 1        | 6         | 2-14        | 0-0        | 1        | 0        | 0        | 0        |
| 9/15/13 at K.C.*          | 1/1        | L          | 2         | 0        | 2         | 2-12        | 0-0        | 0        | 0        | 0        | 0        |
| 9/14/14 vs. K.C.          | 1/1        | W          | 1         | 1        | 2         | 0-0         | 0-0        | 0        | 0        | 0        | 0        |
| 11/30/14 at K.C.          | 1/1        | W          | 3         | 0        | 3         | 1-1         | 1-3        | 1        | 0        | 0        | 0        |
| 9/17/15 at K.C.           | 1/1        | W          | 4         | 0        | 4         | 1-4         | 0-0        | 0        | 0        | 0        | 0        |
| <b>REG. SEASON TOTALS</b> | <b>6/6</b> | <b>5-1</b> | <b>17</b> | <b>2</b> | <b>19</b> | <b>6-31</b> | <b>1-3</b> | <b>2</b> | <b>0</b> | <b>0</b> | <b>0</b> |

\* - w/Dallas

### OUTSIDE LINEBACKER DEKODA WATSON — vs. KANSAS CITY

|                           | G/S        | W-L        | UT       | A        | TT       | S-Yds.     | I-Yds.     | PD       | FF       | FR       | SpTK     |
|---------------------------|------------|------------|----------|----------|----------|------------|------------|----------|----------|----------|----------|
| 10/14/12 vs. K.C.*        | 1/0        | W          | 0        | 0        | 0        | 0-0        | 0-0        | 0        | 0        | 0        | 0        |
| <b>REG. SEASON TOTALS</b> | <b>1/0</b> | <b>1-0</b> | <b>0</b> | <b>0</b> | <b>0</b> | <b>0-0</b> | <b>0-0</b> | <b>0</b> | <b>0</b> | <b>0</b> | <b>0</b> |
| 1/16/16 at K.C.^%         | 1/0        | W          | 0        | 1        | 1        | 0-0        | 0-0        | 0        | 0        | 0        | 0        |
| <b>POST SEASON TOTALS</b> | <b>1/0</b> | <b>1-0</b> | <b>0</b> | <b>1</b> | <b>1</b> | <b>0-0</b> | <b>0-0</b> | <b>0</b> | <b>0</b> | <b>0</b> | <b>0</b> |

\* - w/Dallas, ^- w/New England, % Divisional Round

## BRONCOS PLAYER CAREER STATS VS. KANSAS CITY

### CORNERBACK KAYVON WEBSTER — vs. KANSAS CITY

|                           | G/S        | W-L        | UT       | A        | TT       | S-Yds.     | I-Yds.     | PD       | FF       | FR       | SpTK     |
|---------------------------|------------|------------|----------|----------|----------|------------|------------|----------|----------|----------|----------|
| 11/17/13 vs. K.C.         | 1/0        | W          | 3        | 0        | 3        | 0-0        | 0-0        | 1        | 0        | 0        | 0        |
| 12/1/13 at K.C.           | 1/0        | W          | 3        | 0        | 3        | 0-0        | 0-0        | 0        | 0        | 0        | 0        |
| 9/14/14 vs. K.C.          | 1/0        | W          | 2        | 0        | 2        | 0-0        | 0-0        | 0        | 0        | 0        | 1        |
| 9/17/15 at K.C.           | 1/0        | W          | 0        | 0        | 0        | 0-0        | 0-0        | 0        | 0        | 0        | 0        |
| 11/15/15 vs. K.C.         | 1/0        | L          | 0        | 0        | 0        | 0-0        | 0-0        | 0        | 0        | 0        | 1        |
| <b>REG. SEASON TOTALS</b> | <b>5/0</b> | <b>4-1</b> | <b>8</b> | <b>0</b> | <b>8</b> | <b>0-0</b> | <b>0-0</b> | <b>1</b> | <b>0</b> | <b>0</b> | <b>2</b> |

### DEFENSIVE TACKLE SYLVESTER WILLIAMS — vs. KANSAS CITY

|                           | G/S        | W-L        | UT       | A        | TT       | S-Yds.     | I-Yds.     | PD       | FF       | FR       | SpTK     |
|---------------------------|------------|------------|----------|----------|----------|------------|------------|----------|----------|----------|----------|
| 11/17/13 vs. K.C.         | 1/0        | W          | 0        | 0        | 0        | 0-0        | 0-0        | 0        | 0        | 0        | 0        |
| 12/1/13 at K.C.           | 1/0        | W          | 1        | 0        | 1        | 0-0        | 0-0        | 0        | 0        | 0        | 0        |
| 9/14/14 vs. K.C.          | 1/1        | W          | 0        | 0        | 0        | 0-0        | 0-0        | 0        | 0        | 0        | 0        |
| 11/30/14 at K.C.          | 1/1        | W          | 0        | 0        | 0        | 0-0        | 0-0        | 0        | 0        | 0        | 0        |
| 9/17/15 at K.C.           | 1/1        | W          | 1        | 0        | 1        | 0-0        | 0-0        | 0        | 0        | 0        | 0        |
| 11/15/15 vs. K.C.         | 1/1        | L          | 1        | 0        | 1        | 1-0        | 0-0        | 0        | 0        | 0        | 0        |
| <b>REG. SEASON TOTALS</b> | <b>6/4</b> | <b>5-1</b> | <b>3</b> | <b>0</b> | <b>3</b> | <b>1-0</b> | <b>0-0</b> | <b>0</b> | <b>0</b> | <b>0</b> | <b>0</b> |

### DEFENSIVE END BILLY WINN — vs. KANSAS CITY

|                           | G/S        | W-L        | UT       | A        | TT       | S-Yds.     | I-Yds.     | PD       | FF       | FR       | SpTK     |
|---------------------------|------------|------------|----------|----------|----------|------------|------------|----------|----------|----------|----------|
| 12/9/12 vs. K.C.*         | 1/0        | W          | 2        | 1        | 3        | 0-0        | 0-0        | 0        | 0        | 0        | 0        |
| <b>REG. SEASON TOTALS</b> | <b>1/0</b> | <b>1-0</b> | <b>2</b> | <b>1</b> | <b>3</b> | <b>0-0</b> | <b>0-0</b> | <b>0</b> | <b>0</b> | <b>0</b> | <b>0</b> |

\* - w/Cleveland

### DEFENSIVE END DEREK WOLFE — vs. KANSAS CITY

|                           | G/S        | W-L        | UT        | A        | TT        | S-Yds.      | I-Yds.     | PD       | FF       | FR       | SpTK     |
|---------------------------|------------|------------|-----------|----------|-----------|-------------|------------|----------|----------|----------|----------|
| 11/25/12 at K.C.          | 1/1        | W          | 3         | 0        | 3         | 0-0         | 0-0        | 0        | 0        | 0        | 0        |
| 12/30/12 vs. K.C.         | 1/1        | W          | 2         | 0        | 2         | 1-5         | 0-0        | 1        | 0        | 0        | 0        |
| 11/17/13 vs. K.C.         | 1/1        | W          | 2         | 0        | 2         | 1-14        | 0-0        | 0        | 0        | 0        | 0        |
| 9/14/14 vs. K.C.          | 1/1        | W          | 1         | 0        | 1         | 0-0         | 0-0        | 0        | 0        | 0        | 0        |
| 11/30/14 at K.C.          | 1/1        | W          | 2         | 0        | 2         | 0-0         | 0-0        | 0        | 0        | 0        | 0        |
| 11/15/15 vs. K.C.         | 1/1        | L          | 2         | 0        | 2         | 0-0         | 0-0        | 0        | 0        | 0        | 0        |
| <b>REG. SEASON TOTALS</b> | <b>6/6</b> | <b>5-1</b> | <b>12</b> | <b>0</b> | <b>12</b> | <b>2-19</b> | <b>0-0</b> | <b>1</b> | <b>0</b> | <b>0</b> | <b>0</b> |

# 2016 DENVER BRONCOS NUMERICAL ROSTER

Updated: Nov. 21, 2016

| No.                    | Name                | Pos. | Ht.  | Wt. | Age | Exp. | College                   | Hometown              | How Acq. | 2016 PARTICIPATION |    |     |     |
|------------------------|---------------------|------|------|-----|-----|------|---------------------------|-----------------------|----------|--------------------|----|-----|-----|
|                        |                     |      |      |     |     |      |                           |                       |          | GP                 | GS | DNP | INA |
| 4                      | Austin Davis        | QB   | 6-2  | 221 | 27  | 5    | Southern Mississippi      | Meridian, Miss.       | FA-'16   | 0                  | 0  | 1   | 9   |
| 8                      | Brandon McManus     | K    | 6-3  | 201 | 25  | 3    | Temple                    | Lansdale, Pa.         | T-'14    | 10                 | 0  | 0   | 0   |
| 9                      | Riley Dixon         | P    | 6-4  | 221 | 23  | R    | Syracuse                  | Blossvale, N.Y.       | D7-'16   | 10                 | 0  | 0   | 0   |
| 10                     | Emmanuel Sanders    | WR   | 5-11 | 180 | 29  | 7    | Southern Methodist        | Bellville, Texas      | UFA-'14  | 10                 | 10 | 0   | 0   |
| 11                     | Jordan Norwood      | WR   | 5-11 | 180 | 30  | 7    | Penn State                | State College, Pa.    | FA-'14   | 10                 | 5  | 0   | 0   |
| 12                     | Paxton Lynch        | QB   | 6-7  | 244 | 22  | R    | Memphis                   | San Antonio           | D1-'16   | 2                  | 1  | 8   | 0   |
| 13                     | Trevor Siemian      | QB   | 6-3  | 220 | 24  | 2    | Northwestern              | Windermere, Fla.      | D7a-'15  | 9                  | 9  | 0   | 1   |
| 14                     | Cody Latimer        | WR   | 6-2  | 215 | 24  | 3    | Indiana                   | Dayton, Ohio          | D2-'14   | 7                  | 1  | 0   | 3   |
| 15                     | Marlon Brown        | WR   | 6-5  | 214 | 25  | 4    | Georgia                   | Memphis, Tenn.        | FA-'16   | 0                  | 0  | 0   | 0   |
| 16                     | Bennie Fowler       | WR   | 6-1  | 212 | 25  | 2    | Michigan State            | Bloomfield, Mich.     | CFA-'14  | 8                  | 0  | 0   | 2   |
| 21                     | Aqib Talib          | CB   | 6-1  | 205 | 30  | 9    | Kansas                    | Richardson, Texas     | UFA-'14  | 7                  | 7  | 0   | 3   |
| 23                     | Devontae Booker     | RB   | 5-11 | 219 | 24  | R    | Utah                      | Sacramento, Calif.    | D4-'16   | 10                 | 3  | 0   | 0   |
| 25                     | Chris Harris Jr.    | CB   | 5-10 | 199 | 27  | 5    | Kansas                    | Bixby, Okla.          | CFA-'11  | 10                 | 10 | 0   | 0   |
| 26                     | Darian Stewart      | S    | 5-11 | 214 | 28  | 7    | South Carolina            | Huntsville, Ala.      | UFA-'15  | 10                 | 10 | 0   | 0   |
| 29                     | Bradley Roby        | CB   | 5-11 | 194 | 24  | 3    | Ohio State                | Suwanee, Ga.          | D1-'14   | 10                 | 3  | 0   | 0   |
| 31                     | Justin Simmons      | S    | 6-2  | 202 | 23  | R    | Boston College            | Manassas, Va.         | D3-'16   | 7                  | 0  | 0   | 3   |
| 32                     | Andy Janovich       | FB   | 6-1  | 238 | 23  | R    | Nebraska                  | Gretna, Neb.          | D6a-'16  | 10                 | 4  | 0   | 0   |
| 34                     | Will Parks          | S    | 6-1  | 194 | 22  | R    | Arizona                   | Philadelphia          | D6b-'16  | 10                 | 0  | 0   | 0   |
| 35                     | Kapri Bibbs         | RB   | 5-11 | 203 | 23  | 2    | Colorado State            | Plainfield, Ill.      | CFA-'14  | 10                 | 0  | 0   | 0   |
| 36                     | Kayvon Webster      | CB   | 5-11 | 198 | 25  | 4    | South Florida             | Opa-locka, Fla.       | D3-'13   | 8                  | 0  | 0   | 2   |
| 37                     | Lorenzo Doss        | CB   | 5-11 | 187 | 22  | 2    | Tulane                    | New Orleans           | D5-'15   | 4                  | 0  | 0   | 6   |
| 40                     | Juwan Thompson      | RB   | 5-11 | 225 | 24  | 3    | Duke                      | Fairburn, Ga.         | CFA-'14  | 2                  | 0  | 0   | 1   |
| 42                     | Casey Kreiter       | LS   | 6-1  | 250 | 26  | 1    | Iowa                      | DeWitt, Iowa          | FA-'16   | 10                 | 0  | 0   | 0   |
| 43                     | T.J. Ward           | S    | 5-10 | 200 | 29  | 7    | Oregon                    | Concord, Calif.       | UFA-'14  | 10                 | 10 | 0   | 0   |
| 48                     | Shaquil Barrett     | OLB  | 6-2  | 250 | 24  | 3    | Colorado State            | Baltimore, Md.        | CFA-'14  | 10                 | 0  | 0   | 0   |
| 50                     | Zaire Anderson      | ILB  | 5-11 | 220 | 24  | 1    | Nebraska                  | Philadelphia          | CFA-'15  | 10                 | 0  | 0   | 0   |
| 51                     | Todd Davis          | ILB  | 6-1  | 230 | 24  | 3    | Sacramento State          | Lancaster, Calif.     | W-'14    | 10                 | 10 | 0   | 0   |
| 52                     | Corey Nelson        | ILB  | 6-1  | 226 | 24  | 3    | Oklahoma                  | Dallas                | D7-'14   | 10                 | 1  | 0   | 0   |
| 53                     | James Ferentz       | C    | 6-2  | 285 | 27  | 2    | Iowa                      | Iowa City, Iowa       | W-'15    | 3                  | 0  | 7   | 0   |
| 54                     | Brandon Marshall    | ILB  | 6-1  | 250 | 27  | 5    | Nevada                    | Las Vegas             | FA-'13   | 9                  | 9  | 0   | 1   |
| 56                     | Shane Ray           | OLB  | 6-3  | 245 | 23  | 2    | Missouri                  | Shawnee Mission, Kan. | D1-'15   | 10                 | 7  | 0   | 0   |
| 57                     | Dekoda Watson       | OLB  | 6-2  | 240 | 28  | 7    | Florida State             | Aiken, S.C.           | UFA-'16  | 10                 | 0  | 0   | 0   |
| 58                     | Von Miller          | OLB  | 6-3  | 250 | 27  | 6    | Texas A&M                 | DeSoto, Texas         | D1-'11   | 10                 | 10 | 0   | 0   |
| 60                     | Connor McGovern     | G    | 6-4  | 306 | 23  | R    | Missouri                  | Fargo, N.D.           | D5-'16   | 0                  | 0  | 0   | 10  |
| 61                     | Matt Paradis        | C    | 6-3  | 300 | 27  | 2    | Boise State               | Council, Idaho        | D6-'14   | 10                 | 10 | 0   | 0   |
| 70                     | Billy Turner        | G    | 6-5  | 310 | 25  | 3    | North Dakota State        | Shoreview, Minn.      | W-'16    | 5                  | 2  | 0   | 4   |
| 71                     | Donald Stephenson   | T    | 6-6  | 312 | 28  | 5    | Oklahoma                  | Kansas City, Mo.      | UFA-'16  | 6                  | 6  | 0   | 2   |
| 73                     | Russell Okung       | T    | 6-5  | 310 | 28  | 7    | Oklahoma State            | Richmond, Texas       | UFA-'16  | 10                 | 10 | 0   | 0   |
| 74                     | Ty Sambrailo        | OL   | 6-5  | 315 | 24  | 2    | Colorado State            | Watsonville, Calif.   | D2-'15   | 6                  | 3  | 1   | 3   |
| 76                     | Max Garcia          | G    | 6-4  | 309 | 25  | 2    | Florida                   | Norcross, Ga.         | D4-'15   | 10                 | 10 | 0   | 0   |
| 79                     | Michael Schofield   | OL   | 6-6  | 301 | 26  | 3    | Michigan                  | Orland Park, Ill.     | D3-'14   | 10                 | 10 | 0   | 0   |
| 82                     | Jeff Heuerman       | TE   | 6-5  | 255 | 23  | 2    | Ohio State                | Naples, Fla.          | D3-'15   | 7                  | 0  | 0   | 3   |
| 83                     | A.J. Derby          | TE   | 6-5  | 255 | 25  | 2    | Arkansas                  | Iowa City, Iowa       | T-'16    | 6                  | 1  | 0   | 4   |
| 85                     | Virgil Green        | TE   | 6-5  | 255 | 28  | 6    | Nevada                    | Tulare, Calif.        | D7a-'11  | 7                  | 6  | 0   | 3   |
| 87                     | Jordan Taylor       | WR   | 6-5  | 210 | 24  | 1    | Rice                      | Denison, Texas        | CFA-'15  | 10                 | 0  | 0   | 0   |
| 88                     | Demaryius Thomas    | WR   | 6-3  | 229 | 28  | 7    | Georgia Tech              | Montrose, Ga.         | D1a-'10  | 10                 | 10 | 0   | 0   |
| 92                     | Sylvester Williams  | NT   | 6-2  | 313 | 28  | 4    | North Carolina            | Jefferson City, Mo.   | D1-'13   | 10                 | 10 | 0   | 0   |
| 93                     | Jared Crick         | DE   | 6-4  | 285 | 27  | 5    | Nebraska                  | Cozad, Neb.           | UFA-'16  | 10                 | 10 | 0   | 0   |
| 94                     | DeMarcus Ware       | OLB  | 6-4  | 258 | 34  | 12   | Troy                      | Auburn, Ala.          | UFA-'14  | 5                  | 3  | 0   | 5   |
| 95                     | Derek Wolfe         | DE   | 6-5  | 285 | 26  | 5    | Cincinnati                | Lisbon, Ohio          | D2a-'12  | 9                  | 9  | 0   | 1   |
| 97                     | Billy Winn          | DE   | 6-4  | 300 | 27  | 5    | Boise State               | Las Vegas             | FA-'16   | 10                 | 1  | 0   | 0   |
| 98                     | Darius Kilgo        | NT   | 6-3  | 319 | 24  | 2    | Maryland                  | Charlotte, N.C.       | D6-'15   | 9                  | 0  | 0   | 1   |
| 99                     | Adam Gotsis         | DE   | 6-4  | 287 | 24  | R    | Georgia Tech              | Melbourne, Australia  | D2-'16   | 10                 | 0  | 0   | 0   |
| <b>INJURED RESERVE</b> |                     |      |      |     |     |      |                           |                       |          |                    |    |     |     |
| 22                     | C.J. Anderson       | RB   | 5-8  | 224 | 25  | 4    | California                | Vallejo, Calif.       | CFA-'13  | 7                  | 7  | 0   | 0   |
| 67                     | Sam Brenner         | C/G  | 6-2  | 310 | 26  | 4    | Utah                      | Oceanside, Calif.     | W-'15    | 0                  | 0  | 0   | 0   |
| 96                     | Vance Walker        | DE   | 6-2  | 305 | 29  | 8    | Georgia Tech              | Fort Mill, S.C.       | FA-'15   | 0                  | 0  | 0   | 0   |
| <b>PRACTICE SQUAD</b>  |                     |      |      |     |     |      |                           |                       |          |                    |    |     |     |
| 19                     | Kalif Raymond       | WR   | 5-9  | 160 | 22  | R    | College of the Holy Cross | Lawrenceville, Ga.    | CFA-'16  | 0                  | 0  | 0   | 0   |
| 28                     | Ryan Murphy         | S    | 6-0  | 214 | 24  | 1    | Oregon State              | Oakland, Calif.       | FA-'15   | 0                  | 0  | 0   | 0   |
| 38                     | Terrell Watson      | RB   | 6-1  | 240 | 23  | 1    | Azusa Pacific             | Los Angeles           | FA-'16   | 0                  | 0  | 0   | 0   |
| 49                     | Quentin Gause       | LB   | 6-0  | 243 | 24  | R    | Rutgers                   | Rochester, N.Y.       | FA-'16   | 0                  | 0  | 0   | 0   |
| 55                     | Dillon Day          | C    | 6-4  | 299 | 25  | 1    | Mississippi State         | West Monroe, La.      | CFA-'15  | 0                  | 0  | 0   | 0   |
| 59                     | Vontarrius Dora     | OLB  | 6-4  | 256 | 24  | R    | Louisiana Tech            | West Point, Miss.     | CFA-'16  | 0                  | 0  | 0   | 0   |
| 64                     | Justin Murray       | T    | 6-5  | 304 | 23  | R    | Cincinnati                | Cincinnati, Ohio      | CFA-'16  | 0                  | 0  | 0   | 0   |
| 81                     | Steven Scheu        | TE   | 6-5  | 255 | 24  | R    | Vanderbilt                | Greenville, S.C.      | FA-'16   | 0                  | 0  | 0   | 0   |
| 84                     | Henry Krieger-Coble | TE   | 6-4  | 248 | 24  | R    | Iowa                      | Mount Pleasant, Iowa  | CFA-'16  | 0                  | 0  | 0   | 0   |
| 90                     | Kyle Peko           | NT   | 6-1  | 305 | 23  | R    | Oregon State              | La Habra, Calif.      | CFA-'16  | 0                  | 0  | 0   | 2   |

### COACHING STAFF

**Gary Kubiak** - Head Coach; **Rick Dennison** - Offensive Coordinator; **Wade Phillips** - Defensive Coordinator; **Joe DeCamillis** - Special Teams Coordinator; **Clancy Barone** - Offensive Line; **Chris Beake** - Defensive Assistant/Defensive Line; **Samson Brown** - Assistant Secondary; **Tony Coaxum** - Assistant Special Teams; **James Cregg** - Assistant Offensive Line; **Mike Eubanks** - Assistant Strength and Conditioning; **Reggie Herring** - Linebackers; **Greg Knapp** - Quarterbacks/Passing Game Coordinator; **Bill Kollar** - Defensive Line; **Klint Kubiak** - Offensive Assistant/QBs; **Anthony Lomando** - Assistant Strength & Conditioning; **Dennis Love** - Assistant Strength & Conditioning; **Marc Lubick** - Assistant Wide Receivers; **Fred Pagac** - Outside Linebackers; **Brian Pariani** - Tight Ends; **Luke Richesson** - Strength & Conditioning; **Eric Stutesville** - Running Backs; **Tyke Tolbert** - Wide Receivers; **Joe Woods** - Defensive Backs



# 2016 DENVER BRONCOS ALPHABETICAL ROSTER

Updated: Nov. 21, 2016

| No.                    | Name                 | Pos. | Ht.  | Wt. | Age | Exp. | College                   | Hometown              | How Acq. | 2016 PARTICIPATION |    |     |     |
|------------------------|----------------------|------|------|-----|-----|------|---------------------------|-----------------------|----------|--------------------|----|-----|-----|
|                        |                      |      |      |     |     |      |                           |                       |          | GP                 | GS | DNP | INA |
| 50                     | Anderson, Zaire      | ILB  | 5-11 | 220 | 24  | 1    | Nebraska                  | Philadelphia          | CFA-'15  | 10                 | 0  | 0   | 0   |
| 48                     | Barrett, Shaquill    | OLB  | 6-2  | 250 | 24  | 3    | Colorado State            | Baltimore, Md.        | CFA-'14  | 10                 | 0  | 0   | 0   |
| 35                     | Bibbs, Kapri         | RB   | 5-11 | 203 | 23  | 2    | Colorado State            | Plainfield, Ill.      | CFA-'14  | 10                 | 0  | 0   | 0   |
| 23                     | Booker, Devontae     | RB   | 5-11 | 219 | 24  | R    | Utah                      | Sacramento, Calif.    | D4-'16   | 10                 | 3  | 0   | 0   |
| 15                     | Brown, Marlon        | WR   | 6-5  | 214 | 25  | 4    | Georgia                   | Memphis, Tenn.        | FA-'16   | 0                  | 0  | 0   | 0   |
| 93                     | Crick, Jared         | DE   | 6-4  | 285 | 27  | 5    | Nebraska                  | Cozad, Neb.           | UFA-'16  | 10                 | 10 | 0   | 0   |
| 4                      | Davis, Austin        | QB   | 6-2  | 221 | 27  | 5    | Southern Mississippi      | Meridian, Miss.       | FA-'16   | 0                  | 0  | 1   | 9   |
| 51                     | Davis, Todd          | ILB  | 6-1  | 230 | 24  | 3    | Sacramento State          | Lancaster, Calif.     | W-'14    | 10                 | 10 | 0   | 0   |
| 83                     | Derby, A.J.          | TE   | 6-5  | 255 | 25  | 2    | Arkansas                  | Iowa City, Iowa       | T-'16    | 6                  | 1  | 0   | 4   |
| 9                      | Dixon, Riley         | P    | 6-4  | 221 | 23  | R    | Syracuse                  | Blossvale, N.Y.       | D7-'16   | 10                 | 0  | 0   | 0   |
| 37                     | Doss, Lorenzo        | CB   | 5-11 | 187 | 22  | 2    | Tulane                    | New Orleans           | D5-'15   | 4                  | 0  | 0   | 6   |
| 53                     | Ferentz, James       | C    | 6-2  | 285 | 27  | 2    | Iowa                      | Iowa City, Iowa       | W-'15    | 3                  | 0  | 7   | 0   |
| 16                     | Fowler, Bennie       | WR   | 6-1  | 212 | 25  | 2    | Michigan State            | Bloomfield, Mich.     | CFA-'14  | 8                  | 0  | 0   | 2   |
| 76                     | Garcia, Max          | G    | 6-4  | 309 | 25  | 2    | Florida                   | Norcross, Ga.         | D4-'15   | 10                 | 10 | 0   | 0   |
| 99                     | Gotsis, Adam         | DE   | 6-4  | 287 | 24  | R    | Georgia Tech              | Melbourne, Australia  | D2-'16   | 10                 | 0  | 0   | 0   |
| 85                     | Green, Virgil        | TE   | 6-5  | 255 | 28  | 6    | Nevada                    | Tulare, Calif.        | D7a-'11  | 7                  | 6  | 0   | 3   |
| 25                     | Harris Jr., Chris    | CB   | 5-10 | 199 | 27  | 5    | Kansas                    | Bixby, Okla.          | CFA-'11  | 10                 | 10 | 0   | 0   |
| 82                     | Heuerman, Jeff       | TE   | 6-5  | 255 | 23  | 2    | Ohio State                | Naples, Fla.          | D3-'15   | 7                  | 0  | 0   | 3   |
| 32                     | Janovich, Andy       | FB   | 6-1  | 238 | 23  | R    | Nebraska                  | Gretna, Neb.          | D6a-'16  | 10                 | 4  | 0   | 0   |
| 98                     | Kilgo, Darius        | NT   | 6-3  | 319 | 24  | 2    | Maryland                  | Charlotte, N.C.       | D6-'15   | 9                  | 0  | 0   | 1   |
| 42                     | Kreiter, Casey       | LS   | 6-1  | 250 | 26  | 1    | Iowa                      | DeWitt, Iowa          | FA-'16   | 10                 | 0  | 0   | 0   |
| 14                     | Latimer, Cody        | WR   | 6-2  | 215 | 24  | 3    | Indiana                   | Dayton, Ohio          | D2-'14   | 7                  | 1  | 0   | 3   |
| 12                     | Lynch, Paxton        | QB   | 6-7  | 244 | 22  | R    | Memphis                   | San Antonio           | D1-'16   | 2                  | 1  | 8   | 0   |
| 54                     | Marshall, Brandon    | ILB  | 6-1  | 250 | 27  | 5    | Nevada                    | Las Vegas             | FA-'13   | 9                  | 9  | 0   | 1   |
| 60                     | McGovern, Connor     | G    | 6-4  | 306 | 23  | R    | Missouri                  | Fargo, N.D.           | D5-'16   | 0                  | 0  | 0   | 10  |
| 8                      | McManus, Brandon     | K    | 6-3  | 201 | 25  | 3    | Temple                    | Lansdale, Pa.         | T-'14    | 10                 | 0  | 0   | 0   |
| 58                     | Miller, Von          | OLB  | 6-3  | 250 | 27  | 6    | Texas A&M                 | DeSoto, Texas         | D1-'11   | 10                 | 10 | 0   | 0   |
| 52                     | Nelson, Corey        | ILB  | 6-1  | 226 | 24  | 3    | Oklahoma                  | Dallas                | D7-'14   | 10                 | 1  | 0   | 0   |
| 11                     | Norwood, Jordan      | WR   | 5-11 | 180 | 30  | 7    | Penn State                | State College, Pa.    | FA-'14   | 10                 | 5  | 0   | 0   |
| 73                     | Okung, Russell       | T    | 6-5  | 310 | 28  | 7    | Oklahoma State            | Richmond, Texas       | UFA-'16  | 10                 | 10 | 0   | 0   |
| 61                     | Paradis, Matt        | C    | 6-3  | 300 | 27  | 2    | Boise State               | Council, Idaho        | D6-'14   | 10                 | 10 | 0   | 0   |
| 34                     | Parks, Will          | S    | 6-1  | 194 | 22  | R    | Arizona                   | Philadelphia          | D6b-'16  | 10                 | 0  | 0   | 0   |
| 56                     | Ray, Shane           | OLB  | 6-3  | 245 | 23  | 2    | Missouri                  | Shawnee Mission, Kan. | D1-'15   | 10                 | 7  | 0   | 0   |
| 29                     | Roby, Bradley        | CB   | 5-11 | 194 | 24  | 3    | Ohio State                | Suwanee, Ga.          | D1-'14   | 10                 | 3  | 0   | 0   |
| 74                     | Sambrailo, Ty        | OL   | 6-5  | 315 | 24  | 2    | Colorado State            | Watsonville, Calif.   | D2-'15   | 6                  | 3  | 1   | 3   |
| 10                     | Sanders, Emmanuel    | WR   | 5-11 | 180 | 29  | 7    | Southern Methodist        | Bellville, Texas      | UFA-'14  | 10                 | 10 | 0   | 0   |
| 79                     | Schofield, Michael   | OL   | 6-6  | 301 | 26  | 3    | Michigan                  | Orland Park, Ill.     | D3-'14   | 10                 | 10 | 0   | 0   |
| 13                     | Siemian, Trevor      | QB   | 6-3  | 220 | 24  | 2    | Northwestern              | Windermere, Fla.      | D7a-'15  | 9                  | 9  | 0   | 1   |
| 31                     | Simmons, Justin      | S    | 6-2  | 202 | 23  | R    | Boston College            | Manassas, Va.         | D3-'16   | 7                  | 0  | 0   | 3   |
| 71                     | Stephenson, Donald   | T    | 6-6  | 312 | 28  | 5    | Oklahoma                  | Kansas City, Mo.      | UFA-'16  | 7                  | 7  | 0   | 3   |
| 26                     | Stewart, Darian      | S    | 5-11 | 214 | 28  | 7    | South Carolina            | Huntsville, Ala.      | UFA-'15  | 10                 | 10 | 0   | 0   |
| 21                     | Talib, Aqib          | CB   | 6-1  | 205 | 30  | 9    | Kansas                    | Richardson, Texas     | UFA-'14  | 7                  | 7  | 0   | 3   |
| 87                     | Taylor, Jordan       | WR   | 6-5  | 210 | 24  | 1    | Rice                      | Sherman, Texas        | CFA-'15  | 10                 | 0  | 0   | 0   |
| 88                     | Thomas, Demaryius    | WR   | 6-3  | 229 | 28  | 7    | Georgia Tech              | Montrose, Ga.         | D1a-'10  | 10                 | 10 | 0   | 0   |
| 40                     | Thompson, Juwan      | RB   | 5-11 | 225 | 24  | 3    | Duke                      | Fairburn, Ga.         | CFA-'14  | 2                  | 0  | 0   | 1   |
| 70                     | Turner, Billy        | G    | 6-5  | 310 | 25  | 3    | North Dakota State        | Shoreview, Minn.      | W-'16    | 5                  | 2  | 0   | 4   |
| 43                     | Ward, T.J.           | S    | 5-10 | 200 | 29  | 7    | Oregon                    | Concord, Calif.       | UFA-'14  | 10                 | 10 | 0   | 0   |
| 94                     | Ware, DeMarcus       | OLB  | 6-4  | 258 | 34  | 12   | Troy                      | Auburn, Ala.          | UFA-'14  | 5                  | 3  | 0   | 5   |
| 57                     | Watson, Dekoda       | OLB  | 6-2  | 240 | 28  | 7    | Florida State             | Aiken, S.C.           | UFA-'16  | 10                 | 0  | 0   | 0   |
| 36                     | Webster, Kayvon      | CB   | 5-11 | 198 | 25  | 4    | South Florida             | Opa-locka, Fla.       | D3-'13   | 8                  | 0  | 0   | 2   |
| 92                     | Williams, Sylvester  | NT   | 6-2  | 313 | 28  | 4    | North Carolina            | Jefferson City, Mo.   | D1-'13   | 10                 | 10 | 0   | 0   |
| 97                     | Winn, Billy          | DE   | 6-4  | 300 | 27  | 5    | Boise State               | Las Vegas             | FA-'16   | 10                 | 0  | 0   | 0   |
| 95                     | Wolfe, Derek         | DE   | 6-5  | 285 | 26  | 5    | Cincinnati                | Lisbon, Ohio          | D2a-'12  | 10                 | 10 | 0   | 0   |
| <b>INJURED RESERVE</b> |                      |      |      |     |     |      |                           |                       |          |                    |    |     |     |
| 22                     | Anderson, C.J.       | RB   | 5-8  | 224 | 25  | 4    | California                | Vallejo, Calif.       | CFA-'13  | 7                  | 7  | 0   | 0   |
| 67                     | Brenner, Sam         | C/G  | 6-2  | 310 | 26  | 4    | Utah                      | Oceanside, Calif.     | W-'15    | 0                  | 0  | 0   | 0   |
| 96                     | Walker, Vance        | DE   | 6-2  | 305 | 29  | 8    | Georgia Tech              | Fort Mill, S.C.       | FA-'15   | 0                  | 0  | 0   | 0   |
| <b>PRACTICE SQUAD</b>  |                      |      |      |     |     |      |                           |                       |          |                    |    |     |     |
| 55                     | Day, Dillon          | C    | 6-4  | 299 | 25  | 1    | Mississippi State         | West Monroe, La.      | CFA-'15  | 0                  | 0  | 0   | 0   |
| 59                     | Dora, Vontarius      | OLB  | 6-4  | 256 | 24  | R    | Louisiana Tech            | West Point, Miss.     | CFA-'16  | 0                  | 0  | 0   | 0   |
| 49                     | Gause, Quinton       | LB   | 6-0  | 243 | 24  | R    | Rutgers                   | Rochester, N.Y.       | FA-'16   | 0                  | 0  | 0   | 0   |
| 84                     | Krieger-Coble, Henry | TE   | 6-4  | 248 | 24  | R    | Iowa                      | Mount Pleasant, Iowa  | CFA-'16  | 0                  | 0  | 0   | 0   |
| 28                     | Murphy, Ryan         | S    | 6-0  | 214 | 24  | 1    | Oregon State              | Oakland, Calif.       | FA-'15   | 0                  | 0  | 0   | 0   |
| 64                     | Murray, Justin       | T    | 6-5  | 304 | 23  | R    | Cincinnati                | Cincinnati, Ohio      | CFA-'16  | 0                  | 0  | 0   | 0   |
| 90                     | Peko, Kyle           | NT   | 6-1  | 305 | 23  | R    | Oregon State              | La Habra, Calif.      | CFA-'16  | 0                  | 0  | 0   | 2   |
| 19                     | Raymond, Kalif       | WR   | 5-9  | 160 | 22  | R    | College of the Holy Cross | Lawrenceville, Ga.    | CFA-'16  | 0                  | 0  | 0   | 0   |
| 81                     | Scheu, Steven        | TE   | 6-5  | 255 | 24  | R    | Vanderbilt                | Greenville, S.C.      | FA-'16   | 0                  | 0  | 0   | 0   |
| 38                     | Watson, Terrell      | RB   | 6-1  | 240 | 23  | 1    | Azusa Pacific             | Los Angeles           | FA-'16   | 0                  | 0  | 0   | 0   |

### COACHING STAFF

**Gary Kubiak** - Head Coach; **Rick Dennison** - Offensive Coordinator; **Wade Phillips** - Defensive Coordinator; **Joe DeCamillis** - Special Teams Coordinator; **Clancy Barone** - Offensive Line; **Chris Beake** - Defensive Assistant/Defensive Line; **Samson Brown** - Assistant Secondary; **Tony Coaxum** - Assistant Special Teams; **James Cregg** - Assistant Offensive Line; **Mike Eubanks** - Assistant Strength and Conditioning; **Reggie Herring** - Linebackers; **Greg Knapp** - Quarterbacks/Passing Game Coordinator; **Bill Kollar** - Defensive Line; **Klint Kubiak** - Offensive Assistant/QBs; **Anthony Lomando** - Assistant Strength & Conditioning; **Dennis Love** - Assistant Strength & Conditioning; **Marc Lubick** - Assistant Wide Receivers; **Fred Pagac** - Outside Linebackers; **Brian Pariani** - Tight Ends; **Luke Richesson** - Strength & Conditioning; **Eric Studesville** - Running Backs; **Tyke Tolbert** - Wide Receivers; **Joe Woods** - Defensive Backs

# 2016 DENVER BRONCOS POSITION-BY-POSITION ROSTER

Updated: Nov. 21, 2016

## OFFENSE

### QUARTERBACKS (3)

| No. | Name            | Pos. | Ht. | Wt. | Age | Exp. | College              |
|-----|-----------------|------|-----|-----|-----|------|----------------------|
| 4   | Davis, Austin   | QB   | 6-2 | 221 | 27  | 5    | Southern Mississippi |
| 12  | Lynch, Paxton   | QB   | 6-7 | 245 | 22  | R    | Memphis              |
| 13  | Siemian, Trevor | QB   | 6-3 | 220 | 24  | 2    | Northwestern         |

### RUNNING BACKS (4)

| No. | Name             | Pos. | Ht.  | Wt. | Age | Exp. | College        |
|-----|------------------|------|------|-----|-----|------|----------------|
| 35  | Bibbs, Kapri     | RB   | 5-11 | 203 | 23  | 2    | Colorado State |
| 23  | Booker, Devontae | RB   | 5-11 | 212 | 24  | R    | Utah           |
| 32  | Janovich, Andy   | FB   | 6-1  | 225 | 23  | R    | Nebraska       |
| 40  | Thompson, Juwan  | RB   | 5-11 | 225 | 116 | 3    | Duke           |

### WIDE RECEIVERS (7)

| No. | Name              | Pos. | Ht.  | Wt. | Age | Exp. | College            |
|-----|-------------------|------|------|-----|-----|------|--------------------|
| 15  | Brown, Marlon     | WR   | 6-5  | 215 | 25  | 4    | Georgia            |
| 16  | Fowler, Bennie    | WR   | 6-1  | 212 | 25  | 2    | Michigan State     |
| 14  | Latimer, Cody     | WR   | 6-2  | 215 | 24  | 3    | Indiana            |
| 11  | Norwood, Jordan   | WR   | 5-11 | 180 | 30  | 7    | Penn State         |
| 10  | Sanders, Emmanuel | WR   | 5-11 | 180 | 29  | 7    | Southern Methodist |
| 87  | Taylor, Jordan    | WR   | 6-5  | 210 | 24  | 1    | Rice               |
| 88  | Thomas, Demaryius | WR   | 6-3  | 229 | 28  | 7    | Georgia Tech       |

### TIGHT ENDS (3)

| No. | Name           | Pos. | Ht. | Wt. | Age | Exp. | College    |
|-----|----------------|------|-----|-----|-----|------|------------|
| 83  | A.J. Derby     | TE   | 6-5 | 255 | 25  | 2    | Arkansas   |
| 85  | Green, Virgil  | TE   | 6-5 | 255 | 28  | 6    | Nevada     |
| 82  | Heuerman, Jeff | TE   | 6-5 | 255 | 23  | 2    | Ohio State |

### OFFENSIVE LINEMEN (9)

| No. | Name               | Pos. | Ht. | Wt. | Age | Exp. | College            |
|-----|--------------------|------|-----|-----|-----|------|--------------------|
| 53  | Ferentz, James     | C    | 6-2 | 285 | 27  | 2    | Iowa               |
| 76  | Garcia, Max        | G    | 6-4 | 309 | 24  | 2    | Florida            |
| 60  | McGovern, Connor   | G    | 6-4 | 306 | 23  | R    | Missouri           |
| 73  | Okung, Russell     | T    | 6-5 | 310 | 28  | 7    | Oklahoma State     |
| 61  | Paradis, Matt      | C    | 6-3 | 300 | 27  | 2    | Boise State        |
| 74  | Sambrailo, Ty      | OL   | 6-5 | 315 | 24  | 2    | Colorado State     |
| 79  | Schofield, Michael | OL   | 6-6 | 301 | 26  | 3    | Michigan           |
| 71  | Stephenson, Donald | T    | 6-6 | 312 | 28  | 5    | Oklahoma           |
| 70  | Turner, Billy      | G    | 6-5 | 310 | 25  | 3    | North Dakota State |

## DEFENSE

### DEFENSIVE LINE (6)

| No. | Name                | Pos. | Ht. | Wt. | Age | Exp. | College        |
|-----|---------------------|------|-----|-----|-----|------|----------------|
| 93  | Crick, Jared        | DE   | 6-4 | 285 | 27  | 5    | Nebraska       |
| 99  | Gotsis, Adam        | DE   | 6-5 | 282 | 24  | R    | Georgia Tech   |
| 98  | Kilgo, Darius       | NT   | 6-3 | 319 | 24  | 2    | Maryland       |
| 92  | Williams, Sylvester | NT   | 6-2 | 313 | 28  | 4    | North Carolina |
| 97  | Winn, Billy         | DE   | 6-4 | 300 | 27  | 5    | Boise State    |
| 95  | Wolfe, Derek        | DE   | 6-5 | 285 | 26  | 5    | Cincinnati     |

### LINEBACKERS (9)

| No. | Name              | Pos. | Ht.  | Wt. | Age | Exp. | College          |
|-----|-------------------|------|------|-----|-----|------|------------------|
| 50  | Anderson, Zaire   | ILB  | 5-11 | 220 | 24  | 1    | Nebraska         |
| 48  | Barrett, Shaquil  | OLB  | 6-2  | 250 | 24  | 3    | Colorado State   |
| 51  | Davis, Todd       | ILB  | 6-1  | 230 | 24  | 3    | Sacramento State |
| 54  | Marshall, Brandon | ILB  | 6-1  | 250 | 27  | 5    | Nevada           |
| 58  | Miller, Von       | OLB  | 6-4  | 250 | 27  | 6    | Texas A&M        |
| 52  | Nelson, Corey     | ILB  | 6-5  | 226 | 24  | 3    | Oklahoma         |
| 56  | Ray, Shane        | OLB  | 6-3  | 245 | 23  | 2    | Missouri         |
| 94  | Ware, DeMarcus    | OLB  | 6-4  | 258 | 34  | 12   | Troy             |
| 57  | Watson, Dekoda    | OLB  | 6-2  | 240 | 28  | 7    | Florida State    |

### DEFENSIVE BACKS (9)

| No. | Name              | Pos. | Ht.  | Wt. | Age | Exp. | College        |
|-----|-------------------|------|------|-----|-----|------|----------------|
| 37  | Doss, Lorenzo     | CB   | 5-11 | 187 | 22  | 2    | Tulane         |
| 25  | Harris Jr., Chris | CB   | 5-10 | 199 | 27  | 5    | Kansas         |
| 34  | Parks, Will       | S    | 6-1  | 194 | 22  | R    | Arizona        |
| 29  | Roby, Bradley     | CB   | 5-11 | 194 | 24  | 3    | Ohio State     |
| 31  | Simmons, Justin   | S    | 6-3  | 187 | 23  | R    | Boston College |
| 26  | Stewart, Darian   | S    | 5-11 | 214 | 28  | 7    | South Carolina |
| 21  | Talib, Aqib       | CB   | 6-1  | 205 | 30  | 9    | Kansas         |
| 43  | Ward, T.J.        | S    | 5-10 | 200 | 29  | 7    | Oregon         |
| 36  | Webster, Kayvon   | CB   | 5-11 | 198 | 25  | 4    | South Florida  |

### SPECIALISTS (3)

| No. | Name             | Pos. | Ht. | Wt. | Age | Exp. | College  |
|-----|------------------|------|-----|-----|-----|------|----------|
| 9   | Dixon, Riley     | P    | 6-5 | 207 | 23  | R    | Syracuse |
| 42  | Kreiter, Casey   | LS   | 6-1 | 250 | 26  | 1    | Iowa     |
| 8   | McManus, Brandon | K    | 6-3 | 201 | 25  | 3    | Temple   |

## POSITION-BY-POSITION BREAKDOWN

| Position             | No. | Position            | No. |
|----------------------|-----|---------------------|-----|
| Quarterbacks         | 3   | Defensive Linemen   | 6   |
| Running Backs        | 3   | Defensive Ends      | 4   |
| Wide Receivers       | 7   | Nose Tackles        | 2   |
| Tight Ends/Fullbacks | 4   | Linebackers         | 9   |
| Offensive Linemen    | 9   | Inside Linebackers  | 4   |
| Centers              | 2   | Outside Linebackers | 5   |
| Guards               | 3   | Defensive Backs     | 9   |
| Tackles              | 2   | Cornerbacks         | 5   |
|                      |     | Safeties            | 4   |

# 2016 DENVER BRONCOS DEPTH CHART

Updated: Nov. 21, 2016

## OFFENSE

|    |                           |                           |                   |
|----|---------------------------|---------------------------|-------------------|
| WR | 88 Demaryius Thomas       | 16 Bennie Fowler          | 87 Jordan Taylor  |
|    |                           |                           | 15 Marlon Brown   |
| LT | 73 Russell Okung          | 74 Ty Sambrailo           |                   |
| LG | 76 Max Garcia             | <u>60 Connor McGovern</u> |                   |
| C  | 61 Matt Paradis           | 53 James Ferentz          |                   |
| RG | 79 Michael Schofield      | 70 Billy Turner           |                   |
| RT | 71 Donald Stephenson      | 74 Ty Sambrailo           |                   |
| TE | 85 Virgil Green           | 82 Jeff Heurman           | 83 A.J. Derby     |
| WR | 10 Emmanuel Sanders       | 14 Cody Latimer           | 11 Jordan Norwood |
| RB | <u>23 Devontae Booker</u> | 35 Kapri Bibbs            | 40 Juwan Thompson |
| QB | 13 Trevor Siemian         | <u>12 Paxton Lynch</u>    | 4 Austin Davis    |
| FB | <u>32 Andy Janovich</u>   |                           |                   |

## DEFENSE

|     |                       |                          |                  |
|-----|-----------------------|--------------------------|------------------|
| DE  | 95 Derek Wolfe        | 97 Billy Winn            |                  |
| NT  | 92 Sylvester Williams | 98 Darius Kilgo          |                  |
| DE  | 93 Jared Crick        | <u>99 Adam Gotsis</u>    |                  |
| SLB | 58 Von Miller         | 48 Shaquil Barrett       | 57 Dekoda Watson |
| WLB | 94 DeMarcus Ware      | 56 Shane Ray             |                  |
| ILB | 54 Brandon Marshall   | 52 Corey Nelson          |                  |
| ILB | 51 Todd Davis         | 50 Zaire Anderson        |                  |
| LCB | 21 Aqib Talib         | 36 Kayvon Webster        |                  |
| RCB | 25 Chris Harris Jr.   | 29 Bradley Roby          | 37 Lorenzo Doss  |
| SS  | 43 T.J. Ward          | <u>34 Will Parks</u>     |                  |
| FS  | 26 Darian Stewart     | <u>31 Justin Simmons</u> |                  |

## SPECIAL TEAMS

|    |                      |                     |  |
|----|----------------------|---------------------|--|
| PK | 8 Brandon McManus    |                     |  |
| KO | 8 Brandon McManus    |                     |  |
| P  | <u>9 Riley Dixon</u> |                     |  |
| H  | <u>9 Riley Dixon</u> |                     |  |
| LS | 42 Casey Kreiter     |                     |  |
| KR | 14 Cody Latimer      | 11 Jordan Norwood   |  |
| PR | 11 Jordan Norwood    | 10 Emmanuel Sanders |  |

Rookies Underlined

## PRONUNCIATION GUIDE

**Zaire** Anderson (zye-AIR)

**Kapri** Bibbs (kuh-PREE)

James **Ferentz** (FAIR-ins)

Jeff **Heurman** (higherman)

Russell **Okung** (oh-KOONG)

Matt **Paradis** (PARE-uh-diss)

Ty **Sambrailo** (sam-BRYE-lo)

Michael **Schofield** (SKO-field)

Trevor **Siemian** (sim-EE-in)

**Aqib Talib** (UH-keeb TUH-leeb)

**Demaryius** Thomas (duh-MARE-ee-us)

# 2016 DENVER BRONCOS ROSTER BY EXPERIENCE

Updated: Nov. 21, 2016

| No. | Name               | Pos. | Ht.  | Wt. | Age | Exp. | College              | Hometown              | How Acq. |
|-----|--------------------|------|------|-----|-----|------|----------------------|-----------------------|----------|
|     |                    |      |      |     |     |      | 12 (1)               |                       |          |
| 94  | DeMarcus Ware      | OLB  | 6-4  | 258 | 34  | 12   | Troy                 | Auburn, Ala.          | UFA-'14  |
|     |                    |      |      |     |     |      | 9 (1)                |                       |          |
| 21  | Aqib Talib         | CB   | 6-1  | 205 | 30  | 9    | Kansas               | Richardson, Texas     | UFA-'14  |
|     |                    |      |      |     |     |      | 7 (7)                |                       |          |
| 10  | Emmanuel Sanders   | WR   | 5-11 | 180 | 29  | 7    | Southern Methodist   | Bellville, Texas      | UFA-'14  |
| 11  | Jordan Norwood     | WR   | 5-11 | 180 | 30  | 7    | Penn State           | State College, Pa.    | FA-'14   |
| 26  | Darian Stewart     | S    | 5-11 | 214 | 28  | 7    | South Carolina       | Huntsville, Ala.      | UFA-'15  |
| 43  | T.J. Ward          | S    | 5-10 | 200 | 29  | 7    | Oregon               | Concord, Calif.       | UFA-'14  |
| 57  | Dekoda Watson      | OLB  | 6-2  | 240 | 28  | 7    | Florida State        | Aiken, S.C.           | UFA-'16  |
| 73  | Russell Okung      | T    | 6-5  | 310 | 28  | 7    | Oklahoma State       | Richmond, Texas       | UFA-'16  |
| 88  | Demaryius Thomas   | WR   | 6-3  | 229 | 28  | 7    | Georgia Tech         | Montrose, Ga.         | D1a-'10  |
|     |                    |      |      |     |     |      | 6 (2)                |                       |          |
| 58  | Von Miller         | OLB  | 6-3  | 250 | 27  | 6    | Texas A&M            | DeSoto, Texas         | D1-'11   |
| 85  | Virgil Green       | TE   | 6-5  | 255 | 28  | 6    | Nevada               | Tulare, Calif.        | D7a-'11  |
|     |                    |      |      |     |     |      | 5 (7)                |                       |          |
| 4   | Austin Davis       | QB   | 6-2  | 221 | 27  | 5    | Southern Mississippi | Meridian, Miss.       | FA-'16   |
| 25  | Chris Harris Jr.   | CB   | 5-10 | 199 | 27  | 5    | Kansas               | Bixby, Okla.          | CFA-'11  |
| 54  | Brandon Marshall   | ILB  | 6-1  | 250 | 27  | 5    | Nevada               | Las Vegas             | FA-'13   |
| 71  | Donald Stephenson  | T    | 6-6  | 312 | 28  | 5    | Oklahoma             | Kansas City, Mo.      | UFA-'16  |
| 93  | Jared Crick        | DE   | 6-4  | 285 | 27  | 5    | Nebraska             | Cozad, Neb.           | UFA-'16  |
| 95  | Derek Wolfe        | DE   | 6-5  | 285 | 26  | 5    | Cincinnati           | Lisbon, Ohio          | D2a-'12  |
| 97  | Billy Winn         | DE   | 6-4  | 300 | 27  | 5    | Boise State          | Las Vegas             | FA-'16   |
|     |                    |      |      |     |     |      | 4 (3)                |                       |          |
| 15  | Marlon Brown       | WR   | 6-5  | 214 | 25  | 4    | Georgia              | Memphis, Tenn.        | FA-'16   |
| 36  | Kayvon Webster     | CB   | 5-11 | 198 | 25  | 4    | South Florida        | Opa-locka, Fla.       | D3-'13   |
| 92  | Sylvester Williams | NT   | 6-2  | 313 | 28  | 4    | North Carolina       | Jefferson City, Mo.   | D1-'13   |
|     |                    |      |      |     |     |      | 3 (9)                |                       |          |
| 8   | Brandon McManus    | K    | 6-3  | 201 | 25  | 3    | Temple               | Lansdale, Pa.         | FA-'14   |
| 14  | Cody Latimer       | WR   | 6-2  | 215 | 24  | 3    | Indiana              | Dayton, Ohio          | D2-'14   |
| 29  | Bradley Roby       | CB   | 5-11 | 194 | 24  | 3    | Ohio State           | Suwanee, Ga.          | D1-'14   |
| 40  | Juan Thompson      | RB   | 5-11 | 225 | 24  | 3    | Duke                 | Fairburn, Ga.         | CFA-'14  |
| 48  | Shaquil Barrett    | OLB  | 6-2  | 250 | 24  | 3    | Colorado State       | Baltimore, Md.        | CFA-'14  |
| 51  | Todd Davis         | ILB  | 6-1  | 230 | 24  | 3    | Sacramento State     | Lancaster, Calif.     | W-'14    |
| 52  | Corey Nelson       | ILB  | 6-1  | 226 | 24  | 3    | Oklahoma             | Dallas                | D7-'14   |
| 70  | Billy Turner       | G    | 6-5  | 310 | 25  | 3    | North Dakota State   | Shoreview, Minn.      | W-'16    |
| 79  | Michael Schofield  | OL   | 6-6  | 301 | 26  | 3    | Michigan             | Orland Park, Ill.     | D3-'14   |
|     |                    |      |      |     |     |      | 2 (11)               |                       |          |
| 13  | Trevor Siemian     | QB   | 6-3  | 220 | 24  | 2    | Northwestern         | Windermere, Fla.      | D7a-'15  |
| 16  | Bennie Fowler      | WR   | 6-1  | 212 | 25  | 2    | Michigan State       | Bloomfield, Mich.     | CFA-'14  |
| 35  | Kapri Bibbs        | RB   | 5-11 | 203 | 23  | 2    | Colorado State       | Plainfield, Ill.      | CFA-'14  |
| 37  | Lorenzo Doss       | CB   | 5-11 | 187 | 22  | 2    | Tulane               | New Orleans           | D5-'15   |
| 53  | James Ferentz      | C    | 6-2  | 285 | 27  | 2    | Iowa                 | Iowa City, Iowa       | W-'15    |
| 56  | Shane Ray          | OLB  | 6-3  | 245 | 23  | 2    | Missouri             | Shawnee Mission, Kan. | D1-'15   |
| 61  | Matt Paradis       | C    | 6-3  | 300 | 27  | 2    | Boise State          | Council, Idaho        | D6-'14   |
| 76  | Max Garcia         | G    | 6-4  | 309 | 25  | 2    | Florida              | Norcross, Ga.         | D4-'15   |
| 74  | Ty Sambrailo       | OL   | 6-5  | 315 | 24  | 2    | Colorado State       | Watsonville, Calif.   | D2-'15   |
| 82  | Jeff Heuerman      | TE   | 6-5  | 255 | 23  | 2    | Ohio State           | Naples, Fla.          | D3-'15   |
| 83  | A.J. Derby         | TE   | 6-5  | 255 | 25  | 2    | Arkansas             | Iowa City, Iowa       | T-'16    |
| 98  | Darius Kilgo       | NT   | 6-3  | 319 | 24  | 2    | Maryland             | Charlotte, N.C.       | D6-'15   |
|     |                    |      |      |     |     |      | 1 (3)                |                       |          |
| 42  | Casey Kreiter      | LS   | 6-1  | 250 | 26  | 1    | Iowa                 | DeWitt, Iowa          | FA-'16   |
| 50  | Zaire Anderson     | ILB  | 5-11 | 220 | 24  | 1    | Nebraska             | Philadelphia          | CFA-'15  |
| 87  | Jordan Taylor      | WR   | 6-5  | 210 | 24  | 1    | Rice                 | Sherman, Texas        | CFA-'15  |
|     |                    |      |      |     |     |      | R (8)                |                       |          |
| 9   | Riley Dixon        | P    | 6-4  | 22  | 23  | R    | Syracuse             | Blossvale, N.Y.       | D7-'16   |
| 12  | Paxton Lynch       | QB   | 6-7  | 244 | 22  | R    | Memphis              | San Antonio           | D1-'16   |
| 23  | Devontae Booker    | RB   | 5-11 | 219 | 24  | R    | Utah                 | Sacramento, Calif.    | D4-'16   |
| 31  | Justin Simmons     | S    | 6-2  | 202 | 23  | R    | Boston College       | Manassas, Va.         | D3-'16   |
| 32  | Andy Janovich      | FB   | 6-1  | 238 | 23  | R    | Nebraska             | Gretna, Neb.          | D6a-'16  |
| 34  | Will Parks         | S    | 6-1  | 194 | 22  | R    | Arizona              | Philadelphia          | D6b-'16  |
| 60  | Connor McGovern    | G    | 6-4  | 306 | 23  | R    | Missouri             | Fargo, N.D.           | D5-'16   |
| 99  | Adam Gotsis        | DE   | 6-4  | 287 | 24  | R    | Georgia Tech         | Melbourne, Australia  | D2-'16   |

**Gary Kubiak** - Head Coach; **Rick Dennison** - Offensive Coordinator; **Wade Phillips** - Defensive Coordinator; **Joe DeCamillis** - Special Teams Coordinator; **Clancy Barone** - Offensive Line; **Chris Beake** - Defensive Assistant; **Samson Brown** - Assistant Secondary; **Tony Coaxum** - Assistant Special Teams; **James Cregg** - Assistant Offensive Line; **Mike Eubanks** - Assistant Strength; **Reggie Herring** - Linebackers; **Greg Knapp** - Quarterbacks/Passing Game Coordinator; **Bill Kollar** - Defensive Line; **Klint Kubiak** - Offensive Assistant/QBs; **Anthony Lomando** - Assistant Strength & Conditioning; **Dennis Love** - Assistant Strength & Conditioning; **Marc Lubick** - Assistant Wide Receivers; **Fred Pagac** - Outside Linebackers; **Brian Pariani** - Tight Ends; **Luke Richesson** - Strength & Conditioning; **Eric Studeville** - Running Backs; **Tyke Tolbert** - Wide Receivers; **Joe Woods** - Defensive Backs



# HOW THE 2016 BRONCOS WERE BUILT

Updated: Nov. 21, 2016

| YEAR | DRAFT/CFA  | FREE AGENT  | TRADE/WAIVERS   |
|------|--|---|---|
| 2010 | WR Demaryius Thomas (Rd. 1a)   |   |   |
| 2011 | TE Virgil Green (Rd. 7a)<br>CB Chris Harris Jr. (CFA)<br>OLB Von Miller (Rd. 1)  |   |   |
| 2012 | DE Derek Wolfe (Rd. 2a)  | ILB Brandon Marshall  |   |
| 2013 | RB C.J. Anderson (CFA)<br>CB Kayvon Webster (Rd. 3)<br>NT Sylvester Williams (Rd. 1)   |   |   |
| 2014 | OLB Shaquil Barrett (CFA)<br>RB Kapri Bibbs (CFA)<br>WR Bennie Fowler (CFA)<br>WR Cody Latimer (Rd. 2)<br>ILB Corey Nelson (Rd. 7)<br>C Matt Paradis (Rd. 6)<br>CB Bradley Roby (Rd. 1)<br>OL Michael Schofield (Rd. 3)<br>RB Juwan Thompson (CFA) | WR Jordan Norwood<br>WR Emmanuel Sanders (UFA-Pit.)<br>CB Aqib Talib (UFA-N.E.)<br>S T.J. Ward (UFA-Cle.)<br>OLB DeMarcus Ware  | LB Todd Davis (W-N.O.)<br>K Brandon McManus (T-NYG)         |
| 2015 | ILB Zaire Anderson (CFA)<br>CB Lorenzo Doss (Rd. 5)<br>G/C Max Garcia (Rd. 4)<br>TE Jeff Heurman (Rd. 3)<br>NT Darius Kilgo (Rd. 6)<br>OLB Shane Ray (Rd. 1)<br>OL Ty Sambrailo (Rd. 2)<br>QB Trevor Siemian (Rd. 7a)<br>WR Jordan Taylor (CFA)    | S Darian Stewart (UFA-Bal.)<br><i>DE Vance Walker</i>   | <i>G/C Sam Brenner (W-Mia.)</i><br>C James Ferentz (W-Hou.) |
| 2016 | RB Devonte Booker (Rd. 4)<br>P Riley Dixon (Rd. 7)<br>DE Adam Gotsis (Rd. 2)<br>FB Andy Janovich (Rd. 6a)<br>QB Paxton Lynch (Rd. 1)<br>G Connor McGovern (Rd. 5)<br>S Will Parks (Rd. 6b)<br>S Justin Simmons (Rd. 3)                             | WR Marlon Brown<br>DE Jared Crick (UFA- Hou.)<br>QB Austin Davis<br>LS Casey Kreiter<br>T Russell Okung (UFA- Sea.)<br>T Donald Stephenson (UFA- K.C.)<br>LB Dekoda Watson (UFA- N.E.)<br>DE Billy Winn | G Billy Turner (W-Bal.)<br>TE A.J. Derby (T-N.E.)           |

*Italics denote players not on team's active roster*

**DENVER BRONCOS 2015-16 TRANSACTIONS — by date/by player**  
(Updated Nov. 21, 2016)

**BY DATE**

|         |   |   |  |  |
|---------|---|---|--|--|
| 8/2/15  | Signed T Charles Sweeton                              | Signed C Dillon Day to practice squad           | Signed T Kyle Roberts to future contract   |  |
| 8/3/15  | Signed WR Corbin Louks                                | Signed DE Chuka Ndulue to practice squad        | Signed WR Jordan Taylor to future contract |  |
|         | Waived/Injured T Connor Rains                         | Signed OLB Danny Mason to practice squad        | Signed DE George Uko to future contract    |  |
| 8/4/15  | Placed T Connor Rains on injured reserve              | Signed CB Taurean Nixon to practice squad       | Waived WR Jace Davis                       |  |
| 8/6/15  | Signed Sione Fua                                      | Signed WR Jordan Taylor to practice squad       | 2/22/16                                    | Signed TE Richard Gordon                           |
|         | Waived P Karl Schmitz                                 | 9/7/15  | Signed NT Phil Taylor                      |  |
|         | Waived T Connor Rains from injured reserve            | Signed RB Kapri Bibbs to practice squad         | 3/8/16                                     | Released TE Owen Daniels                           |
| 8/10/15 | Claimed T Matt Hall off waivers (Ind.)                | Signed TE Arthur Lynch to practice squad        |  | Released SNP Aaron Brewer                          |
|         | Waived WR David Porter                                | Signed T Kyle Roberts to practice squad         |  | Released G Louis Vasquez                           |
| 8/13/15 | Waived T Matt Hall                                    | Signed DE George Uko to practice squad          | 3/9/16                                     | Signed T Donald Stephenson                         |
| 8/14/15 | Claimed P Spencer Lanning off waivers (T.B.)          | 9/15/15   | 3/11/16                                    | Acquired QB Mark Sanchez via trade (New York Jets) |
| 8/20/15 | Claimed TE Jake Murphy off waivers (Cin.)             | Waived CB Curtis Marsh                          |  | Signed T Russell Okung                             |
|         | Placed NT Marvin Austin Jr. on injured reserve        | 9/22/15   | 4/6/16                                     | Signed DE Jared Crick                              |
| 8/20/15 | Claimed TE Jake Murphy off waivers (Cin.)             | 9/23/15   | 4/7/16                                     | Signed LS Casey Kreiter                            |
| 8/26/15 | Signed G Evan Mathis                                  | 9/29/15   | 4/10/16                                    | Traded T Ryan Clady to NYJ for 2016 draft choice   |
|         | Released K Connor Barth                               | Waived OLB Danny Mason                          | 4/13/16                                    | Waived DE George Uko                               |
| 8/26/15 | Signed TE Dan Light                                   | 10/1/15   | 4/14/16                                    | Waived TE Nick Kasa                                |
|         | Waived WR Solomon Patton                              | Signed T Tyler Polumbus                         | 4/18/16                                    | Signed S Brandian Ross                             |
| 8/31/15 | Traded T Chris Clark to Houston for 2016 draft choice | 10/10/15  | 4/25/16                                    | Signed TE Garrett Graham                           |
|         | Placed TE Jeff Heurman on injured reserve             | 10/10/15  | 5/2/16                                     | Waived P Will Johnson                              |
|         | Released ILB Reggie Walker                            | 10/14/15  |  | Waived S Ryan Murphy                               |
|         | Waived CB Teverin Brandon                             | Signed TE Richard Gordon                        | 5/4/16                                     | Released TE Richard Gordon                         |
|         | Waived G Andre Davis                                  | Waived TE Mitchell Henry                        | 5/6/16                                     | Signed WR Bralon Addison (CFA)                     |
|         | Waived TE/FB Joe Don Duncan                           | 10/17/15  |  | Signed OLB Vontarius Dora (CFA)                    |
|         | Waived QB Zac Dysert                                  | Signed RB Kapri Bibbs to active roster          |  | Signed WR Mose Frazier (CFA)                       |
|         | Waived P Spencer Lanning                              | Released TE Richard Gordon                      |  | Signed S Antonio Glover (CFA)                      |
|         | Waived S Ross Madison                                 | 10/19/15  |  | Signed T Lars Hanson (CFA)                         |
|         | Waived TE Jake Murphy                                 | Signed TE Richard Gordon                        |  | Signed NT Calvin Heurtelou (CFA)                   |
|         | Waived RB Jeremy Stewart                              | Released RB Kapri Bibbs                         |  | Signed DE Shaneil Jenkins (CFA)                    |
|         | Waived OLB Chase Vaughn                               | 10/21/15  |  | Signed ILB Kyle Kragen (CFA)                       |
| 9/1/15  | Waived TE Dan Light                                   | Signed RB Kapri Bibbs to practice squad         |  | Signed TE Henry Krieger-Coble (CFA)                |
|         | Waived OLB Danny Mason                                | 10/27/15  |  | Signed NT David Moala (CFA)                        |
|         | Waived WR Nathan Palmer                               | Released Marvin Austin Jr. from injured reserve |  | Signed T Justin Murray (CFA)                       |
| 9/5/15  | Designated S T.J. Ward as reserved/suspended          | 11/2/15   |  | Signed WR Durrin Neal (CFA)                        |
|         | Designated DE Derek Wolfe as reserved/suspended       | 11/3/15   |  | Signed G Aaron Neary (CFA)                         |
|         | Released CB Tony Carter                               | Placed T Ty Sambrailo on injured reserve        |  | Signed OLB Dwayne Norman (CFA)                     |
|         | Released NT Sione Fua                                 | Signed S Ryan Murphy to practice squad          |  | Signed TE Anthony Norris (CFA)                     |
|         | Waived ILB Zaire Anderson                             | Waived DE Deandre Coleman                       |  | Signed NT Kyle Peko (CFA)                          |
|         | Waived ILB Lamin Barrow                               | 11/10/15  |  | Signed WR Kalif Raymond (CFA)                      |
|         | Waived RB Kapri Bibbs                                 | Designated CB Aqib Talib as reserved/suspended  |  | Signed ILB Frank Shannon (CFA)                     |
|         | Waived WR Isaiah Burse                                | 11/18/15  |  | Signed OLB Sadat Sulleyman (CFA)                   |
|         | Waived C Dillon Day                                   | Released G Shelley Smith                        |  | Signed LS Nathan Theus (CFA)                       |
|         | Waived S Josh Furman                                  | Claimed G/C Sam Brenner off waivers (Mia.)      |  | Signed CB John Tidwell (CFA)                       |
|         | Waived G Ben Garland                                  | 11/25/15  |  | Signed OLB Eddie Yarbrough (CFA)                   |
|         | Waived TE Marcel Jensen                               | Signed QB Christian Ponder                      | 5/10/16                                    | Waived TE Anthony Norris                           |
|         | Waived ILB Steven Johnson                             | Placed DE Kenny Anunike on injured reserve      | 5/11/16                                    | Signed P Riley Dixon (draft choice)                |
|         | Waived TE Dominique Jones                             | 12/1/15   | 5/12/16                                    | Signed FB Andy Janovich (draft choice)             |
|         | Waived WR Corbin Louks                                | Signed S Josh Bush                              |  | Signed S Will Parks (draft choice)                 |
|         | Waived DE Chuka Ndulue                                | Released TE Richard Gordon                      | 5/13/16                                    | Signed S Justin Simmons (draft choice)             |
|         | Waived CB Taurean Nixon                               | Released TE Aaron Lynch                         |  | Signed RB Devontae Booker (draft choice)           |
|         | Waived OLB Gerald Rivers                              | 12/2/15   | 5/16/16                                    | Signed LB Dekoda Watson                            |
|         | Waived T Kyle Roberts                                 | Signed TE Dan Light to practice squad           |  | Signed G Connor McGovern (draft choice)            |
|         | Waived T Charles Sweeton                              | 12/8/15   | 5/25/16                                    | Signed DE Adam Gotsis (draft choice)               |
|         | Waived WR Jordan Taylor                               | Signed T Cameron Jefferson to practice squad    | 6/11/16                                    | Signed QB Paxton Lynch (draft choice)              |
|         | Waived DE Josh Watson                                 | Released QB Christian Ponder                    | 7/26/16                                    | Signed LB Darnell Sankey                           |
| 9/6/15  | Claimed C James Ferentz off waivers (Hou.)            | Waived T Antonio Johnson                        |  | Waived LB Nathan Theus                             |
|         | Claimed TE Mitchell Henry off waivers (G.B.)          | 12/9/15   | 7/27/16                                    | Signed WR Marlon Brown                             |
|         | Waived RB Montee Ball                                 | Signed S Shiloh Keo                             |  | Waived RB Cyrus Gray                               |
|         | Waived C Gino Gradkowski                              | 12/22/15  | 7/28/16                                    | Signed TE John Phillips                            |
|         | Signed ILB Zaire Anderson to practice squad           | Signed S Shaun Prater                           |  | Waived TE Manasseh Garner                          |
|         |   | Placed S David Burton Jr. on injured reserve    |  |  |
|         |   | 12/29/15  |  |  |
|         |   | Released S Shaun Prater                         |  |  |
|         |   | 12/30/15  |  |  |
|         |   | Signed G Robert Myers Jr.                       |  |  |
|         |   | 1/4/16  |  |  |
|         |   | Signed WR Jace Davis to future contract         |  |  |
|         |   | Signed RB Cyrus Gray to future contract         |  |  |
|         |   | Signed DB B.J. Lowery to future contract        |  |  |
|         |   | Signed WR DeVier Posey to future contract       |  |  |
|         |   | 1/12/16   |  |  |
|         |   | Signed TE Manasseh Garner to future contract    |  |  |
|         |   | Signed P Will Johnson to future contract        |  |  |
|         |   | Signed T Darrion Weems to future contract       |  |  |
|         |   | 1/19/16   |  |  |
|         |   | Placed S Omar Bolden on injured reserve         |  |  |
|         |   | Signed CB Taurean Nixon to active roster        |  |  |
|         |   | 1/25/16   |  |  |
|         |   | Waived TE Dan Light                             |  |  |
|         |   | Signed TE Nick Kasa to practice squad           |  |  |
|         |   | 2/10/16   |  |  |
|         |   | Signed ILB Zaire Anderson to future contract    |  |  |
|         |   | Signed RB Kapri Bibbs to future contract        |  |  |
|         |   | Signed C Dillon Day to future contract          |  |  |
|         |   | Signed T Cameron Jefferson to future contract   |  |  |
|         |   | Signed TE Nick Kasa to future contract          |  |  |
|         |   | Signed S Ryan Murphy to future contract         |  |  |

7/31/16 Signed DE Billy Winn  
Placed NT Phil Taylor on injured reserve

8/2/16 Signed DE Lars Koht  
Waived DE Shaneil Jenkins

8/4/16 Signed OL Sam Carlson  
Waived WR Marlon Brown

8/5/16 Signed OL Mathu Gibson  
Waived/Injured G Sam Brenner

8/6/16 Placed G Sam Brenner on injured reserve

8/8/16 Signed S Ryan Murphy  
Waived DE Kenny Anunike

8/10/16 Released NT Phil Taylor

8/19/16 Signed TE Manasseh Garner  
Placed DE Vance Walker on injured reserve

8/22/16 Signed DL Henry Melton  
Waived OL Sam Carlson

8/29/16 Released S Brandian Ross  
Waived TE Manasseh Garner  
Waived G Mathu Gibson  
Waived S Antonio Glover  
Waived DE Calvin Heurtelou  
Waived T Cameron Jefferson  
Waived NT David Moala  
Waived WR Durrone Neal  
Waived WR DeVier Posey  
Waived ILB Darnell Sankey  
Waived ILB Frank Shannon

8/30/16 Placed TE Garrett Graham on injured reserve  
Released P Britton Colquitt  
Waived WR Bralon Addison  
Waived T Kyle Roberts

9/3/16 Signed QB Austin Davis  
Designated S Shiloh Keo as reserved/suspended  
Released DL Henry Melton  
Released RB Ronnie Hillman  
Released QB Mark Sanchez  
Waived C Dillon Day  
Waived OLB Vontarrius Dora  
Waived WR Mose Frazier  
Waived T Lars Hanson  
Waived DE Lars Koht  
Waived OLB Kyle Kragen  
Waived TE Henry Krieger-Coble  
Waived CB B.J. Lowery  
Waived S Ryan Murphy  
Waived T Justin Murray  
Waived G Robert Myers Jr.  
Waived G Aaron Neary  
Waived CB Taurean Nixon  
Waived ILB Dwayne Norman  
Waived WR Kalif Raymond  
Waived OLB Sadat Sulleyman  
Waived RB Juwan Thompson  
Waived CB John Tidwell  
Waived OLB Eddie Yarbrough

9/4/16 Signed C Dillon Day to practice squad  
Signed OLB Vontarrius Dora to practice squad  
Signed WR Mose Frazier to practice squad  
Signed TE Henry Krieger-Coble to practice squad  
Signed S Ryan Murphy to practice squad  
Signed T Justin Murray to practice squad  
Signed CB Taurean Nixon to practice squad  
Signed RB Juwan Thompson to practice squad

9/6/16 Signed ILB Kyle Kragen to practice squad

9/7/16 Signed WR Kalif Raymond to practice squad

9/13/16 Signed LB Reshard Cliett to practice squad  
Waived ILB Kyle Kragen  
Waived TE Garrett Graham from injured reserve

9/17/16 Released S Shiloh Keo from Reserve/Suspended

9/20/16 Waived NT Kyle Peko

9/21/16 Signed S Shiloh Keo

9/22/16 Signed NT Kyle Peko to practice squad  
Waived S Ryan Murphy

10/17/16 Claimed G Billy Turner off waivers (Baltimore)  
Waived OL Darrion Weems

10/18/16 Signed LB Quentin Gause to practice squad  
Signed TE Steven Scheu to practice squad  
Waived LB Reshard Cliett  
Waived WR Mose Frazier

10/25/16 Acquired TE A.J. Derby via trade from N.E.  
Released S Shiloh Keo

10/29/16 Signed RB Juwan Thompson off practice squad  
Placed RB C.J. Anderson on injured reserve

11/2/16 Signed RB Terrell Watson to practice squad

11/5/16 Signed Taurean Nixon off practice squad  
Released TE John Phillips

11/9/16 Signed S Ryan Murphy to practice squad

11/21/16 Signed WR Marlon Brown  
Waived CB Taurean Nixon

#### BY PLAYER

##### ADDISON, Bralon — WR

5/6/16 Signed  
8/30/16 Waived

##### ANDERSON, C.J. — RB

10/29/16 Placed on injured reserve

##### ANDERSON, Zaire — ILB

5/5/15 Signed  
9/5/15 Waived  
9/6/15 Signed to practice squad  
2/10/15 Signed to future contract

##### ANUNIKE, Kenny — DE

8/30/14 Placed on injured reserve  
11/25/15 Placed on injured reserve  
8/8/16 Waived

##### AUSTIN, Marvin — NT

8/30/14 Placed on injured reserve  
10/27/15 Released from injured reserve

##### BALL, Montee — RB

12/13/14 Placed on injured reserve  
9/6/15 Waived

##### BARRETT, Shaquil — OLB

8/30/14 Waived  
9/1/14 Signed to practice squad  
10/15/14 Signed to active roster  
10/20/14 Waived  
10/22/14 Signed to practice squad  
1/10/15 Signed to active roster

##### BARROW, Lamin — ILB

9/5/15 Waived

##### BARTH, Connor — K

11/25/14 Signed  
8/26/15 Released

##### BIBBS, Kapri — RB

8/30/14 Waived  
9/1/14 Signed to practice squad  
10/20/14 Signed active roster  
11/22/14 Waived  
11/26/14 Signed to practice squad  
1/12/15 Signed to future contract  
9/5/15 Waived  
9/7/15 Signed to practice squad  
10/17/15 Signed to active roster  
10/19/15 Waived  
10/21/15 Signed to practice squad  
2/10/16 Signed to future contract

##### BOLDEN, Omar — S

1/19/16 Placed on injured reserve

##### BOOKER, Devontae — RB

5/13/16 Signed (draft choice)

##### BRANDON, Teverin — CB

1/21/15 Signed to future contract (CFA)  
8/31/15 Waived

##### BRENNER, Sam — G/C

11/18/15 Claimed off waivers (Mia.)  
8/5/16 Waived/Injured  
8/6/16 Placed on injured reserve

##### BREWER, Aaron — SNP

3/8/16 Released

##### BROWN, Marlon — WR

7/27/16 Signed  
8/4/16 Waived  
11/21/16 Signed

##### BRUTON JR., David — S

12/22/15 Placed on injured reserve

##### BURSE, Isaiah — WR

12/6/14 Waived  
12/8/14 Signed to practice squad  
1/12/15 Signed to future contract  
9/5/15 Waived

##### BUSH, Josh — S

11/18/14 Signed to practice squad  
12/17/14 Signed to active roster  
10/1/15 Waived  
12/1/15 Signed

##### CARLSON, Sam — OL

8/4/16 Signed  
8/22/16 Waived

##### CARTER, Tony — CB

9/5/15 Released

##### CASEY, James — TE/FB

4/13/15 Signed  
10/10/15 Released

##### CLADY, Ryan — T

5/29/15 Placed on injured reserve  
4/10/16 Traded to N.Y. Jets

##### CLARK, Chris — T

8/31/15 Traded to Houston

##### CLIETT, Reshard — LB

9/13/16 Signed to practice squad  
10/18/16 Waived

##### COLEMAN, Deandre — DE

9/23/15 Signed to practice squad  
11/3/15 Waived

##### COLQUITT, Britton — P

8/30/16 Released

##### CRICK, Jared — DE

4/6/16 Signed

**DANIELS, Owen — TE**

3/11/15 Signed  
3/8/16 Released

**DAVIS, Andre — G**

5/12/15 Signed  
8/31/15 Waived

**DAVIS, Austin — QB**

9/3/16 Signed

**DAVIS, Jace — WR**

1/4/16 Signed to future contract  
2/10/16 Waived

**DAVIS, Vernon — TE**

11/2/15 Acquired via trade from S.F.

**DAY, Dillon — C**

5/5/15 Signed  
9/5/15 Waived  
9/6/15 Signed to practice squad  
2/10/15 Signed to future contract  
9/3/16 Waived  
9/4/16 Signed to practice squad

**DERBY, A.J. — TE**

10/26/16 Acquire via trade from N.E.

**DIXON, Riley — P**

5/11/16 Signed (draft choice)

**DORA, Vontarrius — OLB**

5/6/16 Signed  
9/3/16 Waived  
9/4/16 Signed to practice squad

**DOSS, Lorenzo — CB**

5/14/15 Signed (draft choice)

**DUNCAN, Joe Don — TE/FB**

3/10/15 Signed (CFA)  
8/31/15 Waived

**DYSERT, Zac — QB**

8/30/14 Waived  
9/1/14 Signed to practice squad  
1/21/15 Signed to future contract  
8/31/15 Waived

**FERENTZ, James — C**

9/6/15 Claimed off waivers (Hou.)

**FRAZIER, Mose — WR**

5/6/16 Signed  
9/3/16 Waived  
9/4/16 Signed to practice squad  
10/18/16 Waived

**FUA, Sione — NT**

8/30/14 Released  
8/6/15 Signed  
9/5/15 Released

**FURMAN, Josh — S**

5/15/15 Signed (draft choice)  
9/5/15 Waived

**GARLAND, Ben — G**

9/5/15 Waived

**GARNER, Manasseh — TE**

1/12/16 Signed to future contract  
7/28/16 Waived  
8/19/16 Signed

**GAUSE, Quentin — LB**

10/18/16 Signed to practice squad

**GIBSON, Mathu — OL**

8/5/16 Signed  
8/29/16 Waived

**GLOVER, Antonio — S**

5/6/16 Signed  
8/29/16 Waived

**GORDON, Richard — TE**

10/14/15 Signed  
10/17/15 Released  
10/19/15 Signed  
12/1/15 Released  
2/22/16 Signed  
5/4/16 Released

**GOTSIS, Adam — DE**

5/25/16 Signed (draft choice)

**GRADKOWSKI, Gino — C/G**

4/2/15 Acquired via trade (Baltimore)  
9/6/15 Waived

**GRAHAM, Garrett — TE**

4/25/16 Signed  
8/30/16 Placed on injured reserve  
9/14/16 Waived

**GRAY, Cyrus — RB**

1/4/16 Signed to future contract  
7/27/16 Waived

**HALL, Matt — OT**

8/10/15 Claimed off waivers (Ind.)  
8/13/15 Waived

**HANSON, Lars — T**

5/6/16 Signed  
9/3/16 Waived

**HENRY, Mitchell — TE**

9/6/15 Claimed off waivers (G.B.)  
10/14/15 Waived

**HEURMAN, Jeff — TE**

6/4/15 Signed (draft choice)  
8/31/15 Placed on injured reserve

**HEURTELOU, Calvin — NT**

5/6/16 Signed  
8/29/16 Waived

**HILLMAN, Ronnie — RB**

8/3/16 Released

**JANOVICH, Andy — FB**

5/12/16 Signed (draft choice)

**JEFFERSON, Cameron — T**

12/8/15 Signed to practice squad  
2/10/16 Signed to future contract  
8/29/16 Waived

**JENKINS, Shaneil — DE**

5/6/16 Signed  
8/2/16 Waived

**JENSEN, Marcel — TE**

5/12/15 Claimed off waivers (Jac.)  
9/5/15 Waived

**JOHNSON, Antonio — T**

9/29/15 Signed to practice squad  
12/8/15 Waived

**JOHNSON, Will — P**

1/12/16 Signed to future contract  
5/2/16 Waived

**JONES, Dominique — TE**

9/9/14 Signed to practice squad  
12/16/14 Waived  
12/18/14 Signed  
9/5/15 Waived

**KASA, Nick — TE**

1/25/16 Signed to practice squad  
2/10/16 Signed to future contract  
4/14/16 Waived

**KEO, Shiloh — S**

12/9/15 Signed  
9/3/15 Designated reserve/suspended  
9/17/16 Released from reserve/suspended  
9/21/16 Signed  
10/25/16 Released

**KOHT, Lars — DE**

8/2/16 Signed  
9/3/16 Waived

**KRAGEN, Kyle — ILB**

5/6/16 Signed  
9/3/16 Waived  
9/5/16 Signed to practice squad  
9/13/16 Waived

**KREIGER-COBLE, Henry — TE**

5/6/16 Signed  
9/4/16 Signed to practice squad

**KREITER, Casey — SNP**

4/7/16 Signed

**LANNING, Spencer — P**

8/14/15 Claimed off waivers (T.B.)  
8/31/15 Waived

**LIGHT, Dan — TE**

8/28/15 Signed  
9/1/15 Waived  
12/2/15 Signed to practice squad  
1/25/16 Waived

**LOUKS, Corbin — WR**

8/3/15 Signed  
9/5/15 Waived

**LOWERY, B.J. — DB**

1/4/16 Signed to future contract  
9/3/16 Waived

**LYNCH, Arthur — TE**

9/7/14 Signed to practice squad  
12/1/15 Released

**LYNCH, Paxton — QB**

6/11/16 Signed (draft choice)

**MADISON, Ross — S**

1/14/15 Signed to future contract  
8/31/15 Waived

**MARSH, Curtis — CB**

12/29/14 Signed to future contract  
9/15/15 Waived

**MASON, Danny — LB**

1/5/15 Signed to a future contract  
9/1/15 Waived  
9/6/15 Signed to practice squad  
9/29/15 Waived

**MATHIS, Evan — G**

8/26/15 Signed

**McMANUS, Brandon — K**

8/26/14 Acquired via trade from N.Y. Giants  
11/25/14 Waived  
12/4/14 Signed to practice squad  
12/6/14 Signed to active roster

**MELTON, Henry — DL**

8/22/16 Signed  
9/3/16 Released

**MOALA, David — NT**

5/6/16 Signed  
8/29/16 Waived

**MURPHY, Jake — TE**

8/20/15 Claimed off waivers (Cin.)  
8/31/15 Waived



**MURPHY, Ryan — S**

11/3/15 Signed to practice squad  
2/10/16 Signed to future contract  
5/2/16 Waived  
8/8/16 Signed  
9/3/16 Waived  
9/4/16 Signed to practice squad  
9/22/16 Waived  
11/9/16 Signed to practice squad

**MURRAY, Justin — T**

5/6/16 Signed  
9/3/16 Waived  
9/4/16 Signed to practice squad

**MYERS Jr., Robert — G**

12/30/15 Signed  
9/3/16 Waived

**NDULUE, Chuka — NT**

5/5/15 Signed  
9/5/15 Waived  
9/6/15 Signed to practice squad  
9/22/15 Waived

**NEAL, Durren — WR**

5/6/16 Signed  
8/29/16 Waived

**NEARY, Aaron — G**

5/6/16 Signed  
9/3/16 Waived

**NIXON, Taurean — CB**

5/15/15 Signed (draft choice)  
9/6/15 Signed to practice squad  
1/19/16 Signed to active roster  
9/3/16 Waived  
9/4/16 Signed to practice squad  
11/5/16 Signed (active roster)  
11/21/16 Waived

**NORMAN, Dwayne — OLB**

5/6/16 Signed  
9/3/16 Waived

**NORRIS, Anthony — TE**

5/6/16 Signed  
5/10/16 Waived

**OKUNG, Russell — T**

3/17/16 Signed

**PALMER, Nathan — WR**

8/30/14 Waived  
9/1/14 Signed to practice squad  
9/3/14 Signed to active roster  
9/9/14 Waived  
9/11/14 Signed to practice squad  
1/12/15 Signed to future contract  
9/1/15 Waived

**PARKS, Will — S**

5/12/16 Signed (draft choice)

**PATTON, Solomon — WR**

5/12/15 Claimed off waivers (T.B.)  
8/28/15 Waived

**PEKO, Kyle — NT**

5/6/16 Signed  
9/20/16 Waived  
9/22/16 Signed to practice squad

**PHILLIPS, John — TE**

7/28/16 Signed  
11/5/16 Released

**POLUMBUS, Tyler — T**

10/1/15 Signed

**PONDER, Christian — QB**

11/25/15 Signed  
12/8/15 Released

**PORTER, David — WR**

5/12/15 Signed  
8/10/15 Waived

**POSEY, DeVier — WR**

1/4/16 Signed to future contract  
8/29/16 Waived

**PRATER, Shaun — S**

12/22/15 Signed  
12/29/15 Released

**RAINS, Connor — T**

5/5/15 Signed  
8/3/15 Waived/injured  
8/4/15 Placed on injured reserve  
8/6/15 Waived from injured/reserve

**RAYMOND, Kalif — WR**

5/6/16 Signed  
9/3/16 Waived  
9/6/16 Signed to practice squad

**RIVERS, Gerald — OLB**

10/15/14 Signed to practice squad  
12/4/14 Released  
12/10/14 Signed to practice squad  
1/12/15 Signed to future contract  
9/5/15 Waived

**ROBERTS, Kyle — T**

5/5/15 Signed  
9/5/15 Waived  
9/7/15 Signed to practice squad  
2/10/16 Signed to future contract  
8/30/16 Waived

**ROSS, Brandian — S**

4/18/16 Signed  
8/29/16 Released

**SAMBRAILO, Ty — T**

5/15/15 Signed (draft choice)  
11/3/15 Placed on injured reserve

**SANCHEZ, Mark — QB**

3/11/16 Acquired via trade from NYJ  
9/3/16 Released

**SANKEY, Darnell — LB**

7/26/16 Signed  
8/29/16 Waived

**SCHEU, Steven — TE**

10/18/16 Signed to practice squad

**SCHMITZ, Karl — P**

3/12/15 Signed  
8/6/15 Waived

**SHANNON, Frank — ILB**

5/6/16 Signed  
8/29/16 Waived

**SMITH, Shelley — G**

3/14/15 Signed  
11/18/15 Released

**SIEMIAN, Trevor — QB**

5/15/15 Signed (draft choice)

**SMMONS, Justin — S**

5/13/16 Signed (draft choice)

**STEPHENSON, Donald — T**

3/9/16 Signed

**STEWART, Darian — S**

3/18/15 Signed

**STEWART, Jeremy — RB**

10/8/14 Signed to practice squad  
11/22/14 Signed to active roster  
8/31/15 Waived

**SULLEYMAN, Sadat — OLB**

5/6/16 Signed  
9/3/16 Waived

**SWEETON, Charles — T**

8/2/15 Signed  
9/5/15 Waived

**TALIB, Aqib — CB**

11/10/15 Designated reserved/suspended

**TAYLOR, Jordan — WR**

5/5/15 Signed  
9/5/15 Waived  
9/6/15 Signed to practice squad  
2/10/16 Signed to future contract

**TAYLOR, Phil — NT**

2/22/16 Signed  
7/31/16 Placed on injured reserve  
8/10/16 Released

**THEUS, Nathan — LS**

5/6/16 Signed  
7/26/16 Waived

**THOMPSON, Juwan — RB**

9/3/16 Waived  
9/4/16 Signed to practice squad  
10/30/16 Signed

**TIDWELL, John — CB**

5/6/16 Signed  
9/3/16 Waived

**TURNER, Billy — G**

10/17/16 Claimed off waivers (Bal.)

**UKO, George — DE**

9/7/14 Signed to practice squad  
2/10/15 Signed to future contract  
4/13/16 Waived

**VASQUEZ, LOUIS — G**

3/8/16 Released

**VAUGHN, Chase — OLB**

8/25/14 Waived/injured  
9/29/14 Waived from injured reserve  
12/29/14 Signed to future contract  
8/31/15 Waived

**WARD, T.J. — S**

9/5/15 Designated reserved/suspended

**WALKER, Reggie — ILB**

3/27/15 Signed  
8/31/15 Released

**WALKER, Vance — DE**

8/19/16 Placed on injured reserve

**WATSON, Dekoda — LB**

5/16/16 Signed

**WATSON, Josh — DE**

5/5/15 Signed  
9/5/15 Waived

**WATSON, Terrell — QB**

11/2/16 Signed to practice squad

**WEEMS, Darion — T**

1/12/16 Signed to future contract  
10/17/16 Waived

**WINN, Billy — DE**

7/31/16 Signed

**WOLFE, Derek — DE**

9/5/15 Designated reserved/suspended

**YARBROUGH, Eddie — OLB**

5/6/16 Signed

9/3/16 Waived



# ZAIRE ANDERSON

50

## INSIDE LINEBACKER

5-11 • 220 • 1ST Yr. • NEBRASKA

**BORN:** Aug. 19, 1992, in Philadelphia

**HIGH SCHOOL:** Frankford High School, Philadelphia

**ACQUIRED:** College Free Agent, 2015

**NFL YEAR:** 1st • **YEAR WITH BRONCOS:** 1st

**NFL GAMES PLAYED/STARTED:** 10/0



### ANDERSON AT A GLANCE:

- A first-year linebacker from the University of Nebraska who appeared in 10 games in 2016 as spending his entire rookie season competing on Denver's practice squad.
- Started 18-of-28 games in three seasons at Nebraska, registering 159 tackles (77 solo), five sacks (38 yds.), six passes defended three forced fumbles and two fumble recoveries.
- Entered the NFL with Denver as a college free agent on May 2, 2015.

**CAREER TRANSACTIONS:** Signed by Denver as a college free agent 5/2/15; Waived by Denver 9/5/15; Signed by Denver (practice squad) 9/7/15.



**2016:** Anderson made his NFL debut vs. Car. (9/8)... Recorded one special-teams tackle vs. Ind. (9/18)... Forced a fumble on punt coverage and added one special-teams stop at Cin. (9/25)... Saw action at T.B. (10/2)... Notched one solo tackle and one special-teams stop vs. Atl. (10/9)... Played at S.D. (10/13) and vs. Hou. (10/24)... Tallied two special-teams tackles vs. S.D. (10/30)... Posted one special-teams stop at Oak. (11/6) and at N.O. (11/13).

**2015:** Anderson entered the NFL with Denver as a college free agent on May 2... Spent the entire 2015 season competing on Denver's practice squad after seeing action in all four preseason games

**COLLEGE:** Anderson started 18-of-28 games in three seasons at the University of Nebraska after beginning his career at Riverside (Calif.) City College... Registered 159 tackles (77 solo), five sacks (38 yds.), six passes defended three forced fumbles and two fumble recoveries... Led the Cornhuskers with 103 tackles (48 solo) in addition to recording two sacks (16 yds.), five passes defended, three forced fumbles and two fumble recoveries as a senior, earning honorable-mention All-Big Ten Conference honors... Played 12 games (5 starts) as a junior, totaling 52 tackles (28 solo), three sacks (22 yds.) and one pass defended... Recorded 95 tackles, 6.5 sacks and two passes defended in 2011 at Riverside CC... Named a JC Gridwire All-American and the National Division East Conference Defensive Player of the Year in 2010 after finishing the year with 92 tackles, 17 tackles for a loss and nine sacks.

**PERSONAL:** Anderson played prep ball at Frankford High School in Philadelphia, where he was named a first-team All-Philadelphia Public selection his senior season... Earned his degree in child, youth and family sciences in 2014 and played his senior season as a graduate student at Nebraska... Zaire Anderson was born on Aug. 18, 1992, in Philadelphia.

### ANDERSON'S REGULAR SEASON RECORD

| Year                 | Club   | G         | S        | UT       | A        | TT       | S-Yds.         | I-Yds.     | PD       | FF       | FR       | TD-Int.  | TD-FR    | S        | Pts.     |  |  |
|----------------------|--------|-----------|----------|----------|----------|----------|----------------|------------|----------|----------|----------|----------|----------|----------|----------|--|--|
| 2015                 | Denver |           |          |          |          |          | PRACTICE SQUAD |            |          |          |          |          |          |          |          |  |  |
| 2016                 | Denver | 10        | 0        | 1        | 0        | 1        | 0-0            | 0-0        | 0        | 0        | 0        | 0        | 0        | 0        | 0        |  |  |
| <b>CAREER TOTALS</b> |        | <b>10</b> | <b>0</b> | <b>1</b> | <b>0</b> | <b>1</b> | <b>0-0</b>     | <b>0-0</b> | <b>0</b> | <b>0</b> | <b>0</b> | <b>0</b> | <b>0</b> | <b>0</b> | <b>0</b> |  |  |

**ADDITIONAL STATISTICS:** Special-teams tackles — 2016 (7), TOTAL (7). Special-teams FF — 2016 (1), TOTAL (1).

### ZAIRE ANDERSON'S 2016 GAME-BY-GAME

(Victories asterisked)

| 2016 DENVER (7-3)    |                   | TACKLES |             |          |          |          |            |            |          |          |          |  |  |
|----------------------|-------------------|---------|-------------|----------|----------|----------|------------|------------|----------|----------|----------|--|--|
| Date                 | Opponent          | P/S     | UT          | A        | TT       | S-Yds.   | I-Yds.     | PD         | FF       | FR       |          |  |  |
| Sep 8                | vs. Carolina*     | P       | 0           | 0        | 0        | 0-0      | 0-0        | 0          | 0        | 0        |          |  |  |
| Sep 18               | vs. Indianapolis* | P       | 0           | 0        | 0        | 0-0      | 0-0        | 0          | 0        | 0        |          |  |  |
| Sep 25               | at Cincinnati*    | P       | 0           | 0        | 0        | 0-0      | 0-0        | 0          | 0        | 0        |          |  |  |
| Oct 2                | at Tampa Bay*     | P       | 0           | 0        | 0        | 0-0      | 0-0        | 0          | 0        | 0        |          |  |  |
| Oct 9                | vs. Atlanta       | P       | 1           | 0        | 1        | 0-0      | 0-0        | 0          | 0        | 0        |          |  |  |
| Oct 13               | at San Diego      | P       | 0           | 0        | 0        | 0-0      | 0-0        | 0          | 0        | 0        |          |  |  |
| Oct 24               | vs. Houston*      | P       | 0           | 0        | 0        | 0-0      | 0-0        | 0          | 0        | 0        |          |  |  |
| Oct 30               | vs. San Diego*    | P       | 0           | 0        | 0        | 0-0      | 0-0        | 0          | 0        | 0        |          |  |  |
| Nov 6                | at Oakland        | P       | 0           | 0        | 0        | 0-0      | 0-0        | 0          | 0        | 0        |          |  |  |
| Nov 13               | at New Orleans*   | P       | 0           | 0        | 0        | 0-0      | 0-0        | 0          | 0        | 0        |          |  |  |
| <b>Season Totals</b> |                   |         | <b>10/0</b> | <b>1</b> | <b>0</b> | <b>1</b> | <b>0-0</b> | <b>0-0</b> | <b>0</b> | <b>0</b> | <b>0</b> |  |  |

**SHAQUIL BARRETT****48****OUTSIDE LINEBACKER****6-1 • 237 • 3RD YR. • COLORADO STATE****BORN:** Nov. 17, 1992, in Baltimore, Md.**HIGH SCHOOL:** Boys Town (Neb.) High School**ACQUIRED:** College Free Agent, 2014**NFL YEAR:** 3rd • **YEAR WITH BRONCOS:** 3rd**NFL GAMES PLAYED/STARTED:** 26/6 • **POSTSEASON GP/GS:** 3/0**BARRETT AT A GLANCE:**

- A third-year outside linebacker who has played 26 games (6 starts) and three postseason contests, posting 61 tackles (41 solo), 7 sacks (53.5 yds.), six passes defended, four forced fumbles, two fumble recoveries, one blocked kick and 12 special-teams stops.
- Competed on the Broncos' practice squad for the majority of his rookie season in 2014 in addition to spending two weeks on the active roster.
- Appeared in 38 career games (35 starts) for Colorado State University and totaled 246 tackles (116 solo), 18 sacks (119 yds.), 32.5 tackles for a loss (149 yds.) and three interceptions (101 yds.).
- Finished his career at CSU with seven forced fumbles, four fumble recoveries and three blocked kicks.
- Named Mountain West Conference Defensive Player of the Year as a senior for the Rams in 2013 after ranking fifth in the nation with 12 sacks (77 yds.) and 20.5 tackles for a loss (98 yds.).
- Entered the NFL with Denver as a college free agent on May 16, 2014.

**CAREER TRANSACTIONS:** Signed by Denver as a college free agent 5/16/14; Waived by Denver 8/30/14; Signed by Denver (practice squad) 9/1/14; Signed by Denver (active roster) 10/15/14; Waived by Denver 10/20/14; Signed by Denver (practice squad) 10/22/14; Signed by Denver (active roster) on 1/10/15.



**2016:** Barrett recorded one solo tackle and one pass defended vs. Car. (9/8)... Posted one solo stop vs. Ind. (9/18)... Notched one solo tackle and one special-teams stop at Cin. (9/25)... Registered six tackles (3 solo), 0.5 sacks (4.5 yds.) and one pass defended at T.B. (10/2)... Notched three tackles (2 solo) vs. Atl. (10/9)... Recorded one solo tackle for loss at S.D. (10/13)... Assisted on one tackle vs. Hou. (10/24)... Blocked an extra point attempt and made one tackle vs. S.D. (10/30)... Contributed four tackles (3 solo) and two special-teams stop at Oak. (11/6)... Sacked Drew Brees for 10 yards at N.O. (11/13).

**2015:** Barrett saw action in all 16 games (6 starts) and three postseason contests, posting 41 tackles (28 solo), 5.5 sacks (39 yds.), four passes defended, four forced fumbles, two fumble recoveries and nine special-teams tackles... Tallied two tackles and one special-teams stop in Denver's three postseason contests... Made one tackle and one special-teams stop in his NFL debut vs. Bal. (9/13)... Strip-sacked Lions QB Matthew Stafford in the fourth quarter on *Sunday Night Football*... Recorded four tackles (2 solo), one sack (7 yds.), one forced fumble on special teams and three solo special-teams stops at Oak. (10/11)... Started his first career game at Cle. (10/18), finishing with nine tackles (6 solo), 1.5 sacks (10 yds.), three tackles for loss, one pass defended, one forced fumble and one fumble recovery... Notched four tackles (3 solo) and recovered a special-teams fumble that led to a fourth-quarter touchdown vs. N.E. (11/29)... Posted three solo stops, one sack (3 yds.) and one pass defended at S.D. (12/6)... Sacked Raiders QB Derek Carr for 12 yards and posted three solo tackles and one special-teams stop vs. Oak. (12/13)... Tallied two solo tackles and forced one fumble vs. S.D. (1/3)... Assisted on one tackle each in Denver's AFC Divisional Playoff Game vs. Pit. (1/17) and in Denver's AFC Championship Game vs. N.E. (1/24)... Posted one special-teams stop in Denver's Super Bowl 50 victory vs. Car. (2/7).

**2014:** Barrett, who entered the NFL with the Broncos as a college free agent, spent 16 weeks of the regular season competing on the club's practice squad... Was on the 53-man roster for the club's Week 7 game vs. S.F. (10/19) but was not activated... Active but did not play in Denver's AFC Divisional Playoff Game vs. Ind. (1/11).

**COLLEGE:** Barrett played three seasons (2011-13) for Colorado State University after transferring from the University of Nebraska-Omaha, which dropped its football program... Started 35-of-38 games for CSU and totaled 246 tackles (116 solo), 18 sacks (119 yds.), 32.5 tackles for a loss (149 yds.), three interceptions (101 yds.), six passes defended, seven forced fumbles, four fumble recoveries and three blocked kicks... Named Mountain West Conference Defensive Player of the Year as a senior in 2013 after ranking fifth in the nation with 12 sacks (77 yds.) and 20.5 tackles for a loss (98 yds.).

**PERSONAL:** Attended Boys Town (Neb.) High School, where he was an all-state defensive lineman... Named Athlete of the Year at Boys Town... Shaquil Akeem Barrett was born on Nov. 17, 1992, in Baltimore, Md.



**BARRETT'S REGULAR SEASON RECORD**

| Year                 | Club   | G         | S        | UT        | A         | TT        | S-Yds.        | I-Yds.     | PD       | FF       | FR       | TD-Int.  | TD-FR    | S        | Pts.     |
|----------------------|--------|-----------|----------|-----------|-----------|-----------|---------------|------------|----------|----------|----------|----------|----------|----------|----------|
| 2014                 | Denver | 0         | 0        | 0         | 0         | 0         | 0-0           | 0-0        | 0        | 0        | 0        | 0        | 0        | 0        | 0        |
| 2015                 | Denver | 16        | 6        | 28        | 13        | 41        | 5.5-39        | 0-0        | 4        | 3        | 1        | 0        | 0        | 0        | 0        |
| 2016                 | Denver | 10        | 0        | 13        | 7         | 20        | 1.5-14.5      | 0-0        | 2        | 0        | 0        | 0        | 0        | 0        | 0        |
| <b>CAREER TOTALS</b> |        | <b>26</b> | <b>6</b> | <b>41</b> | <b>20</b> | <b>61</b> | <b>7-53.5</b> | <b>0-0</b> | <b>6</b> | <b>3</b> | <b>1</b> | <b>0</b> | <b>0</b> | <b>0</b> | <b>0</b> |

**ADDITIONAL STATISTICS:** *Special-teams tackles* — 2015 (9), 2016 (3) **TOTAL (12)**. *Special-teams FF* — 2015 (1), **TOTAL (1)**. *Special-teams FR* — 2015 (1), **TOTAL (1)**. *Blocked Extra Point* — 2016 (1), **TOTAL (1)**.

**BARRETT'S POSTSEASON RECORD**

| Year                 | Club   | G        | S        | UT       | A        | TT       | S-Yds.     | I-Yds.     | PD       | FF       | FR       | TD-Int.  | TD-FR    | S        | Pts.     |
|----------------------|--------|----------|----------|----------|----------|----------|------------|------------|----------|----------|----------|----------|----------|----------|----------|
| 2014                 | Denver | 0        | 0        | 0        | 0        | 0        | 0-0        | 0-0        | 0        | 0        | 0        | 0        | 0        | 0        | 0        |
| 2015                 | Denver | 3        | 0        | 0        | 2        | 2        | 0-0        | 0-0        | 0        | 0        | 0        | 0        | 0        | 0        | 0        |
| <b>CAREER TOTALS</b> |        | <b>3</b> | <b>0</b> | <b>0</b> | <b>2</b> | <b>2</b> | <b>0-0</b> | <b>0-0</b> | <b>0</b> | <b>0</b> | <b>0</b> | <b>0</b> | <b>0</b> | <b>0</b> | <b>0</b> |

**ADDITIONAL STATISTICS:** *Special-teams tackles* — 2015 (1), **TOTAL (1)**.

**BARRETT'S SINGLE-GAME HIGHS**

*(Postseason in parentheses)*

**Tackles** — 9 at Cleveland, 10/18/15 (1, twice, last vs. New England, 1/24/16). **Sacks** — 1.5 at Cleveland, 10/18/15 (none). **Forced fumbles** — 1, three times, last vs. San Diego, 1/3/16 (none). **Recovered fumbles** — 1 at Cleveland, 10/18/15 (none). **Special-teams tackles** — 3 at Oakland, 10/1/15 (1 vs. Carolina, 2/7/16).

**SHAQUIL BARRETT'S 2016 GAME-BY-GAME**

*(Victories asterisked)*

| 2016 DENVER (7-3)    |                   | TACKLES |             |           |          |           |                 |            |          |          |          |  |  |  |  |  |
|----------------------|-------------------|---------|-------------|-----------|----------|-----------|-----------------|------------|----------|----------|----------|--|--|--|--|--|
| Date                 | Opponent          | P/S     | UT          | A         | TT       | S-Yds.    | I-Yds.          | PD         | FF       | FR       |          |  |  |  |  |  |
| Sep 8                | vs. Carolina*     | P       | 1           | 0         | 1        | 0-0       | 0-0             | 1          | 0        | 0        |          |  |  |  |  |  |
| Sep 18               | vs. Indianapolis* | P       | 1           | 0         | 1        | 0-0       | 0-0             | 0          | 0        | 0        |          |  |  |  |  |  |
| Sep 25               | at Cincinnati*    | P       | 1           | 0         | 1        | 0-0       | 0-0             | 0          | 0        | 0        |          |  |  |  |  |  |
| Oct 2                | at Tampa Bay*     | P       | 3           | 3         | 6        | 0.5-4.5   | 0-0             | 1          | 0        | 0        |          |  |  |  |  |  |
| Oct 9                | vs. Atlanta       | P       | 2           | 1         | 3        | 0-0       | 0-0             | 0          | 0        | 0        |          |  |  |  |  |  |
| Oct 13               | at San Diego      | P       | 1           | 0         | 1        | 0-0       | 0-0             | 0          | 0        | 0        |          |  |  |  |  |  |
| Oct 24               | vs. Houston*      | P       | 0           | 1         | 1        | 0-0       | 0-0             | 0          | 0        | 0        |          |  |  |  |  |  |
| Oct 30               | vs. San Diego*    | P       | 0           | 1         | 1        | 0-0       | 0-0             | 0          | 0        | 0        |          |  |  |  |  |  |
| Nov 6                | at Oakland        | P       | 3           | 1         | 4        | 0-0       | 0-0             | 0          | 0        | 0        |          |  |  |  |  |  |
| Nov 13               | at New Orleans*   | P       | 1           | 0         | 1        | 1-10      | 0-0             | 0          | 0        | 0        |          |  |  |  |  |  |
| <b>Season Totals</b> |                   |         | <b>10/0</b> | <b>13</b> | <b>7</b> | <b>20</b> | <b>1.5-14.5</b> | <b>0-0</b> | <b>2</b> | <b>0</b> | <b>0</b> |  |  |  |  |  |

**KAPRI BIBBS****35****RUNNING BACK****5-11 • 203 • 3RD YR. • COLORADO STATE****BORN:** Jan. 10, 1993, in Colorado Springs, Colo.**HIGH SCHOOL:** Plainfield (Ill.) North High School**ACQUIRED:** College Free Agent, 2014**NFL YEAR:** 3rd • **YEAR WITH BRONCOS:** 3rd**NFL GAMES PLAYED/STARTED:** 11/0**BIBBS AT A GLANCE:**

- A third-year running back who has appeared in 11 games for the Broncos (2014-16) in addition to competing on the team's practice squad.
- Spent four weeks of his rookie season in 2014 on Denver's active roster in addition to competing on the club's practice squad.
- Broke Colorado State University's single-season records for rushing yards (1,741), rushing touchdowns (31), total touchdowns (31) and points (186) in his lone season with the Rams after playing at the junior college level.
- Ranked sixth in the nation with 1,741 rushing yards and tied for No. 1 in the country with 31 touchdowns for the Rams in 2013.
- Entered the NFL with Denver as a college free agent on May 16, 2014.

**CAREER TRANSACTIONS:** Signed by Denver as a college free agent 5/16/14; Waived by Denver 8/30/14; Signed by Denver (practice squad) 9/1/14; Signed by Denver (active roster) 10/20/14; Waived by Denver 11/22/14; Signed by Denver (practice squad) 11/26/14; Waived by Denver 9/5/15; Signed by Denver (practice squad) 9/7/15; Signed by Denver (active roster) 10/17/15; Waived by Denver 10/19/15; Signed by Denver (practice squad) 10/21/15.



**2016:** Bibbs made one catch for six yards vs. Car. (9/8)... Carried one time for seven yards vs. Ind. (9/18)... Posted two special-teams tackles at Cin. (9/25)... Rushed three times for 14 yards (4.7 avg.) at T.B. (10/2)... Saw action on special teams vs. Atl. (10/9), at S.D. (10/13) and vs. Hou. (10/24)... Carried twice for 4 yards vs. S.D. (10/30)... Scored his first career touchdown on a 69-yard reception and added two carries for 11 yards (5.5 avg.) and four kickoff returns for 79 yards (19.8 avg.) at Oak. (11/6)... Rushed seven times for 22 yards (3.1 avg.) at N.O. (11/13).

**2015:** Bibbs was active for one game with Denver during his second NFL season while spending the rest of the year on the practice squad... Made his NFL debut at Cle. (10/18), returning one kickoff for 15 yards and posting one special-teams stop.

**2014:** Bibbs, who entered the NFL with Denver as a college free agent, spent the first seven weeks of his rookie season on the Broncos' practice squad before being elevated to the active roster on Oct. 22... Spent Games 11-16 on the Broncos practice squad.

**COLLEGE:** Played one season (2013) for Colorado State after two years in the junior college ranks... Appeared in all 14 games for the Rams as a junior in 2013 and was named a first-team All-Mountain West Conference selection... Broke the CSU single-season records for rushing yards (1,741), rushing touchdowns (31), total touchdowns (31) and points (186)... Received second-team All-America honors from the Walter Camp Football Foundation... Ranked sixth in the nation with 1,741 rushing yards and tied for No. 1 in the country with 31 touchdowns on 281 attempts (6.2 avg.)... Set a CSU single-game rushing mark with 312 yards vs. Nevada (11/9)... Scored six touchdowns at New Mexico (11/16) to set conference and school single-game records... Spent the Fall of 2012 taking classes at Front Range Community College in Ft. Collins, Colo., before transferring to CSU... Played his freshman season at Snow College in Ephraim, Utah, where he appeared in 11 games and rushed for 425 yards and six touchdowns on 74 attempts (5.6 avg.).

**PERSONAL:** Attended Plainfield (Ill.) North High School, where he set 26 school records, was a two-time Prairie League MVP and capped his prep career by earning Chicago Offensive Player of the Year honors from ESPNChicago.com (300 att., 2,654 yds., 38 TDs)... Established state records with 520 rushing yards and seven touchdowns in a 2010 game... Majored in ethnic studies at Colorado State... First name is pronounced kuh-PREE... Kapri Lashaw Bibbs was born on Jan. 10, 1993, in Colorado Springs, Colo.

**BIBBS' REGULAR SEASON RECORD**


| Year                 | Club   | G         | S        | RUSHING   |           |            |           |          | RECEIVING |           |             |            |          | SCORING  |          |          |          |          |          |
|----------------------|--------|-----------|----------|-----------|-----------|------------|-----------|----------|-----------|-----------|-------------|------------|----------|----------|----------|----------|----------|----------|----------|
|                      |        |           |          | No.       | Yds.      | Avg.       | LG        | TD       | No.       | Yds.      | Avg.        | LG         | TD       | TDr      | TDp      | TDrt     | 2pt      | Pts.     |          |
| 2014                 | Denver | 0         | 0        | 0         | 0         | 0.0        | —         | 0        | 0         | 0         | 0.0         | —          | 0        | 0        | 0        | 0        | 0        | 0        | 0        |
| 2015                 | Denver | 1         | 0        | 0         | 0         | 0.0        | —         | 0        | 0         | 0         | 0.0         | —          | 0        | 0        | 0        | 0        | 0        | 0        | 0        |
| 2016                 | Denver | 10        | 0        | 15        | 58        | 3.9        | 10        | 0        | 2         | 75        | 37.5        | 69t        | 1        | 1        | 0        | 1        | 0        | 0        | 6        |
| <b>CAREER TOTALS</b> |        | <b>11</b> | <b>0</b> | <b>15</b> | <b>58</b> | <b>3.9</b> | <b>10</b> | <b>0</b> | <b>2</b>  | <b>75</b> | <b>37.5</b> | <b>69t</b> | <b>1</b> | <b>1</b> | <b>0</b> | <b>1</b> | <b>0</b> | <b>0</b> | <b>6</b> |

**ADDITIONAL STATISTICS:** Special-teams tackles — 2015 (1), 2016 (2), TOTAL (3). Miscellaneous FR — 2016 (1), TOTAL (1). Kickoff returns — 2015 (1 for 15 yards, 15.0 avg., 15 LG), 2016 (4 for 79 yds., 19.8 avg., 26 LG), TOTAL (5 for 94 yards, 18.8 avg., 26 LG).

**KAPRI BIBBS' 2016 GAME-BY-GAME**

(Victories asterisked)

| 2016 DENVER (7-3)    |                   | RUSHING     |           |           |            |           | RECEIVING |          |           |             |            | SCORING  |          |          |
|----------------------|-------------------|-------------|-----------|-----------|------------|-----------|-----------|----------|-----------|-------------|------------|----------|----------|----------|
| Date                 | Opponent          | P/S         | No.       | Yds.      | Avg.       | LG        | TD        | No.      | Yds.      | Avg.        | LG         | TD       | 2pt.     | Pts.     |
| Sep 8                | vs. Carolina*     | P           | 0         | 0         | —          | —         | 0         | 1        | 6         | 6.0         | 6          | 0        | 0        | 0        |
| Sep 18               | vs. Indianapolis* | P           | 1         | 7         | 7.0        | 7         | 0         | 0        | 0         | —           | —          | 0        | 0        | 0        |
| Sep 25               | at Cincinnati*    | P           | 0         | 0         | —          | —         | 0         | 0        | 0         | —           | —          | 0        | 0        | 0        |
| Oct 2                | at Tampa Bay*     | P           | 3         | 14        | 4.7        | 9         | 0         | 0        | 0         | —           | —          | 0        | 0        | 0        |
| Oct 9                | vs. Atlanta       | P           | 0         | 0         | —          | —         | 0         | 0        | 0         | —           | —          | 0        | 0        | 0        |
| Oct 13               | at San Diego      | P           | 0         | 0         | —          | —         | 0         | 0        | 0         | —           | —          | 0        | 0        | 0        |
| Oct 24               | vs. Houston*      | P           | 0         | 0         | —          | —         | 0         | 0        | 0         | —           | —          | 0        | 0        | 0        |
| Oct 30               | vs. San Diego*    | P           | 2         | 4         | 4.0        | 5         | 0         | 0        | 0         | —           | —          | 0        | 0        | 0        |
| Nov 6                | at Oakland        | P           | 2         | 11        | 5.5        | 10        | 0         | 1        | 69        | 69.0        | 69t        | 1        | 0        | 6        |
| Nov 13               | at New Orleans*   | P           | 7         | 22        | 3.1        | 9         | 0         | 0        | 0         | —           | —          | 0        | 0        | 0        |
| <b>Season Totals</b> |                   | <b>10/0</b> | <b>15</b> | <b>58</b> | <b>3.9</b> | <b>10</b> | <b>0</b>  | <b>2</b> | <b>75</b> | <b>37.5</b> | <b>69t</b> | <b>1</b> | <b>0</b> | <b>6</b> |



# DEVONTAE BOOKER

20

**RUNNING BACK**

5-11 • 219 • UTAH



**BORN:** May 27, 1992, in Sacramento, Calif.

**HIGH SCHOOL:** Grant Union High School, Sacramento, Calif.

**ACQUIRED:** Draft #4 (136th overall), 2016

**NFL YEAR:** 1st • **YEAR WITH BRONCOS:** 1st

**NFL GAMES PLAYED/STARTED:** 10/3

## BOOKER AT A GLANCE:

- A rookie running back who has rushed 104 times for 396 yards (3.8 avg.) with two touchdown sand caught 17 passes for 119 yards (7.0 avg.) in his initial NFL season in 2016.
- Started 19-of-23 games played at the University of Utah after beginning his collegiate career at American River College.
- Rushed for 2,773 yards on 560 carries (5.0 avg.) with 21 touchdowns and caught 80 passes for 624 yards (7.8 avg.) with two touchdowns in his two seasons at Utah.
- Attended Grant Union High School in Sacramento, Calif., where he rushed for 2,884 yards and 45 touchdowns as a senior and was named *to the Sacramento Bee's* all-metro teams in 2008 and '09.
- Selected by the Broncos in the fourth round (136th overall) of the 2016 NFL Draft.



**2016:** Selected by the Broncos in the fourth round (136th overall) of the 2016 NFL Draft, Booker carried three times for eight yards (2.7 avg.) in his NFL debut vs. Car. (9/8)... Rushed nine times for 46 yards (5.1 avg.) and caught one pass for five yards vs. Ind. (9/18)... Carried four times for eight yards (2.0 avg.) and caught one pass for 17 yards at Cin. (9/25)... Carried seven times for 30 yards (4.3 avg.) at T.B. (10/2)... Rushed six times for 23 yards (3.8 avg.) and caught four passes for 36 yards (9.0 avg.) vs. Atl. (10/9)... Carried five times for 46 yards (9.2 avg.) and caught two passes for seven yards (3.5 avg.)... Scored his first career touchdown (1 yd.) and finished with 17 carries for 83 yards (4.9 avg.) in addition to catching one pass for four yards vs. Hou. (10/24)... Carried 19 times for 54 yards (2.8 avg.) with one touchdown and caught five passes for 30 yards (6.0 avg.) vs. S.D. (10/30)... Rushed 10 times for 22 yards and caught one pass for eight yards at Oak. (11/6)... Carried 24 times for 76 yards (3.2 avg.) and caught two passes for 12 yards at N.O. (11/13).

**COLLEGE:** Booker started 19-of-23 games played at the University of Utah after beginning his collegiate career at American River College... Opened the first 10 games of 2015 before suffering a season-ending knee injury, finishing with 1,261 yards on 268 carries (4.7 avg.) with 11 touchdowns in addition to catching 37 passes for 318 yards (8.6 avg.)... Led the nation with 305 touches from scrimmage (30.5 per game) and carries per game (26.8) at the time of his knee injury... Named a Maxwell Award semifinalist (national player of the year) and Doak Walker Award semifinalist (nation's top running back) in addition to earning All-Pac-12 second-team honors... Started 9-of-13 contests his junior season, finishing with 292 carries for 1,512 yards (5.2 avg.) with 10 touchdowns in addition to 43 catches for 306 yards (7.1 avg.) with two touchdowns... Posted the second-most yards (1,512) and third-most carries (292) in school history, earning a first-team All-Pac-12 selection... Did not play football during the 2013 season.

**HIGH SCHOOL:** Booker attended Grant Union High School in Sacramento, Calif., where he rushed for 2,884 yards and 45 touchdowns as a senior... Helped Grant High to the 2008 CIF State Open Division state title as a junior, leading the team in rushing yards (1,850) and touchdowns (36)... Named to the *Sacramento Bee's* all-metro teams in 2008 and 2009.

**PERSONAL:** Booker received a bachelor's degree in sociology in December of 2015... Devontae Booker was born on May 27, 1992, in Sacramento, Calif.

## BOOKER' REGULAR SEASON RECORD

| Year                 | Club   | RUSHING   |          |            |            |            |           |          | RECEIVING |            |            |           |          | SCORING  |          |          |          |          |          |           |
|----------------------|--------|-----------|----------|------------|------------|------------|-----------|----------|-----------|------------|------------|-----------|----------|----------|----------|----------|----------|----------|----------|-----------|
|                      |        | G         | S        | No.        | Yds.       | Avg.       | LG        | TD       | No.       | Yds.       | Avg.       | LG        | TD       | TD       | TDr      | TDp      | TDrT     | 2pt      | Pts.     |           |
| 2016                 | Denver | 10        | 3        | 104        | 396        | 3.8        | 18        | 2        | 17        | 119        | 7.0        | 17        | 0        | 2        | 2        | 0        | 0        | 0        | 0        | 12        |
| <b>CAREER TOTALS</b> |        | <b>10</b> | <b>3</b> | <b>104</b> | <b>396</b> | <b>3.8</b> | <b>18</b> | <b>2</b> | <b>17</b> | <b>119</b> | <b>7.0</b> | <b>17</b> | <b>0</b> | <b>2</b> | <b>2</b> | <b>0</b> | <b>0</b> | <b>0</b> | <b>0</b> | <b>12</b> |

**ADDITIONAL STATISTICS:** Miscellaneous tackles — 2016 (1), TOTAL (1). Miscellaneous FR — 2016 (2), TOTAL (2).

**DEVONTAE BOOKER'S 2016 GAME-BY-GAME**

*(Victories asterisked)*

| 2016 DENVER (7-3)    |                   | RUSHING |             |            |            |            |           | RECEIVING |           |            |            | SCORING   |          |           |
|----------------------|-------------------|---------|-------------|------------|------------|------------|-----------|-----------|-----------|------------|------------|-----------|----------|-----------|
| Date                 | Opponent          | P/S     | No.         | Yds.       | Avg.       | LG         | TD        | No.       | Yds.      | Avg.       | LG         | TD        | 2pt.     | Pts.      |
| Sep 8                | vs. Carolina*     | P       | 3           | 8          | 2.7        | 6          | 0         | 0         | 0         | —          | —          | 0         | 0        | 0         |
| Sep 18               | vs. Indianapolis* | P       | 9           | 46         | 5.1        | 12         | 0         | 1         | 5         | 5.0        | 5          | 0         | 0        | 0         |
| Sep 25               | at Cincinnati*    | P       | 4           | 8          | 2.0        | 3          | 0         | 1         | 17        | 17.0       | 17         | 0         | 0        | 0         |
| Oct 2                | at Tampa Bay*     | P       | 7           | 30         | 4.3        | 11         | 0         | 0         | 0         | —          | —          | 0         | 0        | 0         |
| Oct 9                | vs. Atlanta       | P       | 6           | 23         | 3.8        | 8          | 0         | 4         | 36        | 9.0        | 11         | 0         | 0        | 0         |
| Oct 13               | at San Diego      | P       | 5           | 46         | 9.2        | 17         | 0         | 2         | 7         | 3.5        | 5          | 0         | 0        | 0         |
| Oct 24               | vs. Houston*      | P       | 17          | 83         | 4.9        | 12         | 1         | 1         | 4         | 4.0        | 4          | 0         | 0        | 6         |
| Oct 30               | vs. San Diego*    | S       | 19          | 54         | 2.8        | 18         | 1         | 5         | 30        | 6.0        | 12         | 0         | 0        | 6         |
| Nov 6                | at Oakland        | S       | 10          | 22         | 2.2        | 5          | 0         | 1         | 8         | 8.0        | 8          | 0         | 0        | 0         |
| Nov 13               | at New Orleans*   | S       | 24          | 76         | 3.2        | 11         | 0         | 2         | 12        | 6.0        | 10         | 0         | 0        | 0         |
| <b>Season Totals</b> |                   |         | <b>10/3</b> | <b>104</b> | <b>396</b> | <b>3.8</b> | <b>18</b> | <b>2</b>  | <b>17</b> | <b>119</b> | <b>7.0</b> | <b>17</b> | <b>0</b> | <b>12</b> |



**MARLON BROWN****15****WIDE RECEIVER****6-5 • 214 • 4TH YR. • GEORGIA****BORN:** April 22, 1991, in Memphis, Tenn.**HIGH SCHOOL:** Harding Academy, Memphis, Tenn.**ACQUIRED:** Free Agent, 2016**NFL YEAR:** 4th • **YEAR WITH BRONCOS:** 1st**NFL GAMES PLAYED/STARTED:** 38/15 • **POSTSEASON GP/GS:** 2/1**BROWN AT A GLANCE:**

- A fourth-year wide receiver who appeared in 38 regular-season games (15 starts) and two postseason contests (1 start) during his first four seasons with Baltimore (2013-15) and Denver (2016).
- Competed with the Broncos in 2016 during training camp before being designated as waived/injured on Aug. 4, 2016.
- Totaled 87 receptions for 891 yards (10.2 avg.) with seven touchdowns in his first three NFL seasons with the Ravens.
- Appeared in 10 games (2 starts) for Baltimore in 2015, finishing with 14 receptions for 112 yards (8.0 avg.).
- Posted career-highs of 49 catches for 524 yards (10.7 avg.) with seven touchdowns as a rookie in 2013 while starting 12-of-14 games played for Baltimore.
- Played 40 games (11 starts) at the University of Georgia and recorded 55 receptions for 851 yards (15.5 avg.) with eight touchdowns.
- Joined the Broncos as a free agent on Nov. 21, 2016.
- Entered the NFL with Baltimore as a college free agent on May 14, 2013.

**CAREER TRANSACTIONS:** Signed by Baltimore as a college free agent 5/14/13; Waived by Baltimore 5/13/16; Signed by Denver 7/27/16; Waived by Denver 8/4/16; Signed by Denver 11/21/16.



**2016:** Brown spent time competing with Denver in training camp before being released on Aug. 4... Signed by Denver to the active roster on Nov. 21.

**2015:** Brown appeared in 10 games (2 starts) for Baltimore, catching 14 passes for 112 yards (8.0 avg.)... Saw action in the first 10 games of the season before being inactive the remaining six contests.

**2014:** Brown played 14 games (1 starts) for Baltimore, posting 24 catches for 255 yards (10.6 avg.)... Helped Baltimore's offense set franchise single-season records in yards (5,838) and points scored (409)... Made a pair of special-teams stops in his in postseason debut in the AFC Wild Card Game at Pit. (1/3)... Started his first-career postseason game and led the team with 5 receptions for 39 yards (7.8 avg.) in the AFC Divisional Playoff Game at N.E. (1/10).

**2013:** Brown, who entered the NFL with Baltimore as a college free agent, set career-highs in receptions (49), receiving yards (524) and touchdowns (7)... Matched a Ravens' rookie record with seven receiving scores... Made his first career start in his NFL debut at Den. (9/5)... Scored a pair of touchdowns at Cle. (11/3)... Earned Pepsi Next Rookie of the Week honors in Week 14 after setting career highs in receptions (7) and receiving yards (92) vs. Min. (12/8).

**COLLEGE:** Brown appeared in 40 career games (11 starts) at the University of Georgia, recording 55 receptions for 851 yards (15.5 avg.) and 8 touchdowns... Registered four-career 100-yard receiving contests in his collegiate career... Played eight games (6 starts) as a senior in 2012, catching 27 receptions for 469 yards (17.3 avg.) with 4 touchdowns before suffering a season-ending knee injury... Saw action in 12 games (5 starts) as a junior, recording 15 catches for 234 yards (15.6 avg.) and 3 touchdowns.

**PERSONAL:** Brown attended the Harding Academy in Memphis, Tenn., where he became the first Memphis private-schooler to be named a Parade All-American in 2009... Earned USA Today All-USA second-team honors as a high school senior in addition to being named Tennessee's Mr. Football in 2008... Also was named all-state in basketball... Marlon Brown was born on April 22, 1991, in Memphis, Tenn.

**BROWN'S REGULAR SEASON RECORD**

| Year                 | Club      | RECEIVING |           |           |            |             |           | SCORING  |          |          |          |          |          |           |
|----------------------|-----------|-----------|-----------|-----------|------------|-------------|-----------|----------|----------|----------|----------|----------|----------|-----------|
|                      |           | G         | S         | No.       | Yds.       | Avg.        | LG        | TD       | TD       | TDr      | TDp      | TDrt     | 2pt      | Pts.      |
| 2013                 | Baltimore | 14        | 12        | 49        | 524        | 10.7        | 59        | 7        | 7        | 0        | 7        | 0        | 0        | 42        |
| 2014                 | Baltimore | 14        | 1         | 24        | 255        | 10.6        | 22        | 0        | 0        | 0        | 0        | 0        | 0        | 0         |
| 2015                 | Baltimore | 10        | 2         | 14        | 112        | 8.0         | 22        | 0        | 0        | 0        | 0        | 0        | 0        | 0         |
| 2016                 | Denver    | 0         | 0         | 0         | 0          | —           | —         | 0        | 0        | 0        | 0        | 0        | 0        | 0         |
| <b>CAREER TOTALS</b> |           | <b>38</b> | <b>15</b> | <b>87</b> | <b>891</b> | <b>10.2</b> | <b>59</b> | <b>7</b> | <b>7</b> | <b>0</b> | <b>7</b> | <b>0</b> | <b>0</b> | <b>42</b> |

**ADDITIONAL STATISTICS:** *Special-teams tackles* — 2014 (1), 2015 (1), TOTAL (2). *Miscellaneous tackles* — 2013 (4), 2014 (2), 2015 (1), TOTAL (7). *Rushed one time for -2 yards vs. Green Bay (10/13/13).*

**BROWN'S POSTSEASON RECORD**

| Year                 | Club      | RECEIVING |          |          |           |            |           | SCORING  |          |          |          |          |          |          |
|----------------------|-----------|-----------|----------|----------|-----------|------------|-----------|----------|----------|----------|----------|----------|----------|----------|
|                      |           | G         | S        | No.      | Yds.      | Avg.       | LG        | TD       | TD       | TDr      | TDp      | TDrt     | 2pt      | Pts.     |
| 2014                 | Baltimore | 2         | 1        | 6        | 48        | 8.0        | 13        | 0        | 0        | 0        | 0        | 0        | 0        | 0        |
| <b>CAREER TOTALS</b> |           | <b>2</b>  | <b>1</b> | <b>6</b> | <b>48</b> | <b>8.0</b> | <b>13</b> | <b>0</b> | <b>0</b> | <b>0</b> | <b>0</b> | <b>0</b> | <b>0</b> | <b>0</b> |

*Special-teams tackles* — 2014 (2), TOTAL (2)

**FOWLER'S SINGLE-GAME HIGHS**

*(Postseason in parentheses)*

**Receptions** — 7 vs. Minnesota, 12/8/13 (5 at New England, 1/10/15). **Receiving yards** — 92 vs. Minnesota, 12/8/13 (39 at New England, 1/10/15). **Receiving touchdowns** — 2 at Cleveland, 11/3/13 (none).

**MARLON BROWN'S 2016 GAME-BY-GAME**

*(Victories asterisked)*

| 2016 DENVER (7-3)        |          |     | RECEIVING |      |      |    |    | SCORING |      |
|--------------------------|----------|-----|-----------|------|------|----|----|---------|------|
| Date                     | Opponent | P/S | No.       | Yds. | Avg. | LG | TD | 2pt.    | Pts. |
| SIGNED BY DENVER NOV. 11 |          |     |           |      |      |    |    |         |      |
| <b>Season Totals</b>     |          | 0/0 | 0         | 0    | —    | —  | 0  | 0       | 0    |

**JARED CRICK****93****DEFENSIVE END****6-4 • 285 • 5TH YR. • NEBRASKA****BORN:** Aug. 21, 1989, in Cozad, Neb.**HIGH SCHOOL:** Cozad (Neb.) High School**ACQUIRED:** Unrestricted Free Agent, 2016**NFL YEAR:** 5th • **YEAR WITH BRONCOS:** 1st**NFL GAMES PLAYED/STARTED:** 73/42 • **POSTSEASON GP/GS:** 3/1**CRICK AT A GLANCE:**

- A fifth-year defensive lineman who appeared in 73 regular-season games (42 starts) and three postseason contests (1 starts) with Houston (2012-15) and Denver (2016).
- Totaled 176 tackles (98 solo), 7.5 sacks (47.5 yds.), 17 passes defended, two forced fumbles and two fumble recoveries in his first five NFL seasons.
- Opened all 16 contests and one postseason game for Houston in 2015, recording 48 tackles (28 solo), two sacks (14 yds.), one forced fumble and two fumble recoveries.
- Set career highs in 2014 for tackles (56), sacks (29) and passes defended (6) while playing under Broncos Defensive Line Coach Bill Kollar.
- Played 42 games (33 starts) at the University of Nebraska, totaling 167 tackles (75 solo), 20 sacks (145 yds.), eight passes defended and two blocked kicks.
- Named to the All-Big 12 Conference first team and Associated Press All-America second team as a junior for Nebraska after posting 73 tackles and 9.5 sacks (57 yds.)
- Joined the Broncos as an unrestricted free agent on April 6, 2016.
- Selected by the Texans in the fourth round (126th overall) of the 2012 NFL Draft.

**CAREER TRANSACTIONS:** Signed by Houston as a draft choice 5/14/12; Signed by Denver as an unrestricted free agent 4/6/16.



**2016:** Crick made one solo tackle vs. Car. (9/8) in his Broncos debut... Posted two tackles (1 solo) and one pass defended vs. Ind. (9/18)... Registered two tackles (1 solo) at Cin. (9/25)... Tallied three tackles (2 solo), 0.5 sacks (4.5 yds.) and four quarterback hits at T.B. (10/2)... Notched five tackles (3 solo) vs. Atl. (10/9)... Tallied five tackles (3 solo) and 0.5 sacks (6 yds.) at S.D. (10/13)... Posted three tackles and one pass defended vs. Hou. (10/24)... Totaled two tackles (1 solo), one sack (3 yds.) and two passes defended vs. S.D. (10/30)... Registered one solo tackle at Oak. (11/6)... Tied for the team lead with six tackles (4 solo) and forced a fumble at N.O. (11/13).

**2015:** Crick opened all 16 games for the first time in his career, recording 48 tackles (28 solo), two sacks (14 yds.), two passes defended, one forced fumble and two fumble recoveries... Tallied multiple defensive stops in 12 games... Started and recorded five tackles (2 solo) in Houston's AFC Wild Card Playoff Game vs. K.C. (1/9).

**2014:** Crick saw action in all 16 games (15 starts) and posted career highs in tackles (56), sacks (3.5) and passes defended (6)... Tallied five or more tackles in six contests, including a career-best nine stops (2 solo) vs. Cin. (11/23)... Posted his first career sack vs. Buf. (9/28)... Finished the season with sacks in consecutive contests vs. Bal. (12/21) and vs. Jac. (12/28).

**2013:** Crick appeared in all 16 contests (1 start), registering 20 tackles (11 solo) and three passes defended... Made his first career start in Houston's season opener at S.D. (9/9).

**2012:** Selected by the Houston Texans in the fourth round (126th overall) of the 2012 NFL Draft, Crick saw action in 15 regular-season games and two playoff contests during his rookie campaign... Posted 22 tackles (13 solo) and two passes defended... Made his NFL debut vs. Mia. (9/9)... Appeared in both of Houston's postseason games, recording one tackle in Houston's AFC Divisional Playoff Game at N.E. (1/13).

**COLLEGE:** Crick appeared in 42 games for the University of Nebraska, opening 33 consecutive contests before suffering a season-ending pectoral injury his senior season... Totaled 167 tackles (75 solo), 20 sacks (145 yds.), eight passes defended, one forced fumble, two fumble recoveries and two blocked kicks... Finished his collegiate career ranked eighth on Nebraska's all-time sacks list (20)... Named to the All-Big 12 Conference first team and Associated Press All-America second team as a junior after posting 73 tackles and 9.5 sacks (57 yds.)... Received All-Big 12 Conference first-team honors following his sophomore year... Earned the Brook Berringer Memorial Scholarship for his community work and was Nebraska's first-ever winner of a Big Ten Sportsmanship Award.

**PERSONAL:** Crick was a three-sport star at Cozad (Neb.) High School, competing in football, basketball and track and field... Earned All-Nebraska honors as a junior and senior from the *Omaha World-Herald* and the *Lincoln Journal Star*... Played defensive end and tight end as a senior, making 68 tackles and catching 15 passes for 284 yards and four touchdowns... Jared Crick was born on Aug. 21, 1989.

**CRICK'S REGULAR SEASON RECORD**

| Year                 | Club    | G         | S         | UT        | A         | TT         | S-Yds.          | I-Yds.     | PD        | FF       | FR       | TD-Int.  | TD-FR    | S        | Pts.     |
|----------------------|---------|-----------|-----------|-----------|-----------|------------|-----------------|------------|-----------|----------|----------|----------|----------|----------|----------|
| 2012                 | Houston | 15        | 0         | 13        | 9         | 22         | 0-0             | 0-0        | 2         | 0        | 0        | 0        | 0        | 0        | 0        |
| 2013                 | Houston | 16        | 1         | 11        | 9         | 20         | 0-0             | 0-0        | 3         | 0        | 0        | 0        | 0        | 0        | 0        |
| 2014                 | Houston | 16        | 15        | 29        | 27        | 56         | 3.5-20          | 0-0        | 6         | 0        | 0        | 0        | 0        | 0        | 0        |
| 2015                 | Houston | 16        | 16        | 28        | 20        | 48         | 2.0-14          | 0-0        | 2         | 1        | 2        | 0        | 0        | 0        | 0        |
| 2016                 | Denver  | 10        | 10        | 17        | 13        | 30         | 2-13.5          | 0-0        | 4         | 1        | 0        | 0        | 0        | 0        | 0        |
| <b>CAREER TOTALS</b> |         | <b>73</b> | <b>42</b> | <b>98</b> | <b>78</b> | <b>176</b> | <b>7.5-47.5</b> | <b>0-0</b> | <b>17</b> | <b>2</b> | <b>2</b> | <b>0</b> | <b>0</b> | <b>0</b> | <b>0</b> |

**CRICK'S POSTSEASON RECORD**

| Year                 | Club    | G        | S        | UT       | A        | TT       | S-Yds.     | I-Yds.     | PD       | FF       | FR       | TD-Int.  | TD-FR    | S        | Pts.     |
|----------------------|---------|----------|----------|----------|----------|----------|------------|------------|----------|----------|----------|----------|----------|----------|----------|
| 2012                 | Houston | 2        | 0        | 0        | 1        | 1        | 0-0        | 0-0        | 0        | 0        | 0        | 0        | 0        | 0        | 0        |
| 2015                 | Houston | 1        | 1        | 2        | 3        | 5        | 0-0        | 0-0        | 0        | 0        | 0        | 0        | 0        | 0        | 0        |
| <b>CAREER TOTALS</b> |         | <b>3</b> | <b>1</b> | <b>2</b> | <b>4</b> | <b>6</b> | <b>0-0</b> | <b>0-0</b> | <b>0</b> | <b>0</b> | <b>0</b> | <b>0</b> | <b>0</b> | <b>0</b> | <b>0</b> |

**CRICK'S SINGLE-GAME HIGHS**

*(Postseason in parentheses)*

**Tackles** — 9 vs. Cincinnati, 11/23/14 (5 vs. Kansas City, 1/9/16). **Sacks** — 1.5 vs. Buffalo, 9/28/14 (none). **Sack yards** — 10 vs. Baltimore, 12/21/14 (none). **Forced Fumbles** — 1, twice, last at New Orleans, 11/13/16 (none).

**JARED CRICK'S 2016 GAME-BY-GAME**

*(Victories asterisked)*

| 2016 DENVER (7-3)    |                   | TACKLES |              |           |           |           |               |            |          |          |          |  |  |  |  |
|----------------------|-------------------|---------|--------------|-----------|-----------|-----------|---------------|------------|----------|----------|----------|--|--|--|--|
| Date                 | Opponent          | P/S     | UT           | A         | TT        | S-Yds.    | I-Yds.        | PD         | FF       | FR       |          |  |  |  |  |
| Sep 8                | vs. Carolina*     | S       | 1            | 0         | 1         | 0-0       | 0-0           | 0          | 0        | 0        |          |  |  |  |  |
| Sep 18               | vs. Indianapolis* | S       | 1            | 1         | 2         | 0-0       | 0-0           | 1          | 0        | 0        |          |  |  |  |  |
| Sep 25               | at Cincinnati*    | S       | 1            | 1         | 2         | 0-0       | 0-0           | 0          | 0        | 0        |          |  |  |  |  |
| Oct 2                | at Tampa Bay*     | S       | 2            | 1         | 2         | 0.5-4.5   | 0-0           | 0          | 0        | 0        |          |  |  |  |  |
| Oct 9                | vs. Atlanta       | S       | 3            | 2         | 5         | 0-0       | 0-0           | 0          | 0        | 0        |          |  |  |  |  |
| Oct 13               | at San Diego      | S       | 3            | 2         | 5         | 0.5-6     | 0-0           | 0          | 0        | 0        |          |  |  |  |  |
| Oct 24               | vs. Houston*      | S       | 0            | 3         | 3         | 0-0       | 0-0           | 1          | 0        | 0        |          |  |  |  |  |
| Oct 30               | vs. San Diego*    | S       | 1            | 1         | 2         | 1-3       | 0-0           | 2          | 0        | 0        |          |  |  |  |  |
| Nov 6                | at Oakland        | S       | 1            | 0         | 1         | 0-0       | 0-0           | 0          | 0        | 0        |          |  |  |  |  |
| Nov 13               | at New Orleans*   | S       | 4            | 2         | 6         | 0-0       | 0-0           | 0          | 1        | 0        |          |  |  |  |  |
| <b>Season Totals</b> |                   |         | <b>10/10</b> | <b>17</b> | <b>13</b> | <b>30</b> | <b>2-13.5</b> | <b>0-0</b> | <b>4</b> | <b>1</b> | <b>0</b> |  |  |  |  |



## AUSTIN DAVIS

4

### QUARTERBACK

**6-2 • 221 • 5TH YR. • SOUTHERN MISS****BORN:** June 2, 1989, in Meridian, Miss.**HIGH SCHOOL:** West Lauderdale School, Collinsville, Miss.**ACQUIRED:** Free Agent, 2016**NFL YEAR:** 5th • **YEAR WITH BRONCOS:** 1st**NFL GAMES PLAYED/STARTED:** 13/10

### DAVIS AT A GLANCE:

- A fifth-year quarterback who has appeared in 13 games (10 starts) with St. Louis (2012-14), Cleveland (2015) and Denver (2016).
- Completed 236-of-378 passes (62.4 pct.) with 13 touchdowns and 12 interceptions (80.4 rtg.) in addition to rushing for 69 yards on 23 carries (3.0 avg.).
- Saw action in three games (2 starts) for Cleveland in 2015, finishing 56-of-94 (59.6 pct.) for 547 yards with one touchdown and one interception.
- Started 8-of-10 games played for St. Louis in 2014, completing 180-of-294 passes (63.4 pct.) for 2,001 yards with 12 touchdowns and nine interceptions (85.1 rtg.)
- Passed Pro Football Hall of Fame QB Brett Favre in nearly every major statistical record at Southern Miss University after beginning his career as a walk-on.
- Joined the Broncos as a free agent on Sept. 3, 2016.
- Entered the NFL with St. Louis as a college free agent on May 8, 2012.

**CAREER TRANSACTIONS:** Signed by St. Louis as a college free agent 5/8/12; Waived by St. Louis 8/31/13; Signed by Miami (practice squad) 9/10/13; Waived by Miami 9/17/13; Signed by St. Louis 10/23/13; Released by St. Louis 9/5/15; Signed by Cleveland 9/7/15; Released by Cleveland 8/29/16; Signed by Denver 9/3/16.



**2016:** Davis competed with Cleveland in training camp and the preseason before being signed by Denver on Sept. 3... Was inactive vs. Car. (9/8), vs. Ind. (9/18), at Cin. (9/25) and at T.B. (10/2)... Was active, but did not play vs. Atl. (10/9)... Was inactive at S.D. (10/13), vs. Hou. (10/24), vs. S.D. (10/30), at Oak. (11/6) and at N.O. (11/13).

**2015:** Davis appeared in three games (2 starts) with Cleveland, completing 56-of-94 passes (59.6 pct.) for 547 yards with one touchdown and three interceptions... Was active, but did not play in seven contests.

**2014:** Davis saw action in 10 games (8 starts) and completed 180-of-284 passes (63.4 pct.) for 2,001 yards with 12 touchdowns and nine interceptions (85.1 rtg.)... Went 3-5 in his eight starts while opening games 2-9... Made his first career start at T.B. (9/14)... Threw three touchdowns in consecutive weeks vs. Dal. (9/21) and at Phil (10/5).

**2013:** Davis spent training camp with the Rams before being signed to the Dolphins' practice squad... Signed with the Rams after Week 8 and was active for nine games.

**2012:** Davis, who entered the NFL as a college free agent with St. Louis on May 8, spent the entire season on the active roster.

**COLLEGE:** Davis passed Pro Football Hall of Fame QB Brett Favre in nearly every major statistical record in Southern Mississippi University history... Finished his collegiate career 933-of-1,527 passing (61.1 pct.) for 10,898 yards with 83 touchdowns and 27 interceptions in addition to rushing 460 times for 1,375 yards (3.0 avg.) with 25 touchdowns.

Led Southern Miss to 12 wins and a Conference USA championship as a senior... Passed Brett Favre in nearly every major statistical record in school history, including a school record 3,331 yards in 2011... Named the 2011 Burlsworth Trophy winner as the nation's top former walk-on... Earned All-Conference USA second team honors as a sophomore and junior... Earned a degree in business administration.

**PERSONAL:** Davis attended West Lauderdale School in Collinsville, Miss., where he threw for 1,100 yards passing with 15 touchdowns in addition to rushing for 600 yards with six touchdowns as a senior... Received all-area honors and participated in the Mississippi/Alabama All-Star game... Also named all-state in baseball... Drafted by the Boston Red Sox in the 2012 MLB Draft in the 31st round... Brother, Bo, played for the San Diego Padres... Austin Davis was born on June 2, 1989.



**DAVIS' REGULAR SEASON RECORD**

| Year                 | Club      | G         | S         | Att.       | Comp.      | Pct.        | PASSING      |            |           |            |           | LG         | Sack/Yds.  | Rtg.          |             |
|----------------------|-----------|-----------|-----------|------------|------------|-------------|--------------|------------|-----------|------------|-----------|------------|------------|---------------|-------------|
|                      |           |           |           |            |            |             | Yds.         | Yds./Att.  | TD        | % Int.     | % LG      |            |            |               |             |
| 2012                 | St. Louis | 0         | 0         | 0          | 0          | —           | 0            | —          | 0         | —          | 0         | 0          | 0.0        | —             |             |
| 2013                 | St. Louis | 0         | 0         | 0          | 0          | —           | 0            | —          | 0         | —          | 0         | 0          | 0.0        | —             |             |
| 2014                 | St. Louis | 10        | 8         | 284        | 180        | 63.4        | 2,001        | 7.0        | 12        | 4.2        | 9         | 3.2        | 59t        | 29/179        | 85.1        |
| 2015                 | Cleveland | 3         | 2         | 94         | 56         | 59.6        | 547          | 5.8        | 1         | 1.1        | 3         | 3.2        | 42t        | 11/96         | 66.2        |
| 2016                 | Denver    | 0         | 0         | 0          | 0          | —           | 0            | —          | 0         | —          | 0         | 0          | 0          | 0.0           | —           |
| <b>CAREER TOTALS</b> |           | <b>13</b> | <b>10</b> | <b>378</b> | <b>236</b> | <b>62.4</b> | <b>2,548</b> | <b>6.7</b> | <b>13</b> | <b>3.4</b> | <b>12</b> | <b>3.2</b> | <b>59t</b> | <b>40/275</b> | <b>80.4</b> |

| Year                 | Club      | RUSHING   |           |            |           |          | SCORING   |          |           |          |          |          |           |
|----------------------|-----------|-----------|-----------|------------|-----------|----------|-----------|----------|-----------|----------|----------|----------|-----------|
|                      |           | Att.      | Yds.      | Avg.       | LG        | TD       | TD        | TDr      | TDp       | TDrt     | 2pt      | Pts.     |           |
| 2012                 | St. Louis | 0         | 0         | —          | —         | 0        | 0         | 0        | 0         | 0        | 0        | 0        | 0         |
| 2013                 | St. Louis | 0         | 0         | —          | —         | 0        | 0         | 0        | 0         | 0        | 0        | 0        | 0         |
| 2014                 | St. Louis | 16        | 36        | 2.3        | 12        | 0        | 12        | 0        | 12        | 0        | 0        | 0        | 72        |
| 2015                 | Cleveland | 7         | 33        | 4.7        | 17        | 0        | 1         | 0        | 1         | 0        | 0        | 0        | 6         |
| 2016                 | Denver    | 0         | 0         | —          | —         | 0        | 0         | 0        | 0         | 0        | 0        | 0        | 0         |
| <b>CAREER TOTALS</b> |           | <b>23</b> | <b>69</b> | <b>3.0</b> | <b>17</b> | <b>0</b> | <b>13</b> | <b>0</b> | <b>13</b> | <b>0</b> | <b>0</b> | <b>0</b> | <b>78</b> |

**ADDITIONAL STATISTICS:** Fumble recoveries — 2014 (2), TOTAL (2).

**DAVIS' SINGLE GAME HIGHS**


(Postseason in parentheses)

**Pass attempts** — 49 at Philadelphia, 10/5/14. **Pass completions** — 30 vs. Dallas, 9/21/14. **Longest pass completion** — 59t at Arizona, 11/9/14. **Touchdown passes** — 3, twice, last at Philadelphia, 10/5/14.

**AUSTIN DAVIS' 2016 GAME-BY-GAME**

(Victories asterisked)

| 2016 DENVER (7-3)    | Opponent | P/S        | PASSING  |          |          |          |          |          |          | RUSHING  |            |          |          |          |          |          |          |
|----------------------|----------|------------|----------|----------|----------|----------|----------|----------|----------|----------|------------|----------|----------|----------|----------|----------|----------|
|                      |          |            | Att.     | Comp.    | Yds.     | Pct.     | TD       | INT      | LG       | S/Yds.   | Rtg.       | Att.     | Yds.     | Avg.     | LG       | TD       |          |
| GAMES 1-4            |          |            |          |          |          |          |          |          |          |          |            |          |          |          |          |          |          |
| vs. Atl. (10/9)      |          |            |          |          |          |          |          |          |          |          |            |          |          |          |          |          |          |
| GAMES 6-10           |          |            |          |          |          |          |          |          |          |          |            |          |          |          |          |          |          |
| <b>Season Totals</b> |          | <b>0/0</b> | <b>0</b> | <b>0</b> | <b>0</b> | <b>0</b> | <b>—</b> | <b>0</b> | <b>0</b> | <b>0</b> | <b>0.0</b> | <b>—</b> | <b>0</b> | <b>0</b> | <b>—</b> | <b>—</b> | <b>0</b> |

**TODD DAVIS****51****INSIDE LINEBACKER****6-1 • 230 • 3RD YR. • SACRAMENTO STATE****BORN:** May 17, 1992, in Palmdale, Calif.**HIGH SCHOOL:** Paraclete High School, Lancaster, Calif.**ACQUIRED:** Waivers (New Orleans), 2014**NFL YEAR:** 3rd • **YEAR WITH BRONCOS:** 3rd**NFL GAMES PLAYED/STARTED:** 35/14 • **POSTSEASON GP/GS:** 4/0**DAVIS AT A GLANCE:**

- A third-year linebacker who has seen action in a combined 35 regular-season games (14 starts) and four postseason contests with New Orleans (2014) and Denver (2014-16).
- Recorded 84 tackles (56 solo), 0.5 sacks (2.5 yds.), four passes defended, two fumble recoveries and 12 special-teams stops in his first three NFL seasons.
- Posted 14 tackles (11 solo) and seven special-teams stops for Denver in 2015.
- Totaled 17 tackles (9 solo), two passes defended and five special-teams tackles—all with Denver—in six games (2 starts) in 2014.
- Played 45 games for Sacramento State University and finished his collegiate career with 351 tackles (157 solo), 9.5 sacks (68 yds.), three interceptions (35 yds.), six passes defended and one blocked kick.
- Left Sacramento State ranked second in school history with 351 tackles (157 solo).
- Assigned to the Broncos via waivers from New Orleans on Nov. 13, 2014.
- Entered the NFL with New Orleans as a college free agent on June 23, 2014.

**CAREER TRANSACTIONS:** Signed by New Orleans as a college free agent 6/23/14; Waived by New Orleans 8/30/14; Signed by New Orleans (practice squad) 9/1/14; Waived by New Orleans 9/4/14; Signed by New Orleans (practice squad) 9/18/14; Signed by New Orleans (active roster) 10/18/14; Waived by New Orleans 10/20/14; Signed by New Orleans (practice squad) 10/22/14; Signed by New Orleans (active roster) 10/29/14; Waived by New Orleans 11/12/14; Claimed off waivers by Denver 11/13/14.



**2016:** Davis led the team with seven tackles (6 solo) and added 0.5 sacks (2.5 yds.) vs. Car. (9/8)... Notched five tackles (3 solo) vs. Ind. (9/18)... Recorded five solo tackles at Cin. (9/25)... Totaled three tackles (2 solo) and one pass defended at T.B. (10/2)... Tallied seven tackles (5 solo) vs. Atl. (10/9)... Registered four tackles (1 solo) at S.D. (10/13)... Posted four tackles (2 solo) and recovered a fumble vs. Hou. (10/24)... Finished with a career-high eight tackles (3 solo) and one pass defended vs. S.D. (10/30)... Notched four solo tackles at Oak. (11/6)... Tied for the team lead with six tackles (5 solo) at N.O. (11/13).

**2015:** Davis appeared in all 16 regular-season games (2 starts) and all three of Denver's postseason contests, finishing with 14 tackles (11 solo) and seven special-teams stops... Recovered a fumble and a tackle on special teams at K.C. (9/17)... Led the team with a career-best three special-teams stops at Cle. (10/18)... Started and made four solo tackles vs. Oak. (12/13)... Played in Denver's AFC Divisional Playoff Game vs. Pit. (1/17), in Denver's AFC Championship Game vs. N.E. (1/24) and Denver's Super Bowl 50 victory vs. Car. (2/7).

**2014:** Davis, who entered the NFL with New Orleans as a college free agent, appeared in a combined nine regular-season games (2 starts) for the Saints and Broncos... Played three games for the Saints and recorded three special-teams stops... Waived by New Orleans on Nov. 12 and was claimed by Denver on Nov. 13... Saw action in six contests (2 starts) with the Broncos, totaling 17 tackles (9 solo), two passes defended and two special-teams stops... Made his Broncos debut vs. Mia. (11/23), playing 15 special-teams snaps and tallying a special-teams tackle... Recorded his first career defensive tackle at S.D. (12/14) and finished the game with four total stops (1 solo)... Made his first career start at middle linebacker on *Monday Night Football* at Cin. (12/22) and finished with a career-high seven tackles (3 solo)... Led the team with six tackles (5 solo) and recorded his first pass defended vs. Oak. (12/28).

**COLLEGE:** Davis played 45 games at Sacramento State University and finished his collegiate career ranked second in school history with 351 tackles (157 solo) in addition to totaling 9.5 sacks (68 yds.), four forced fumbles, one fumble recovery, three interceptions (35 yds.), six passes defended and one blocked kick... Appeared in 12 games as a senior and tallied a team-leading 131 tackles (54 solo), five sacks (36 yds.), two forced fumbles, two interceptions (34 yds.), four passes defended and one blocked kick... Named a first-team All-Big Sky Conference selection and second-team All-America choice by *The Sports Network* following his senior year... Named second-team All-Big Sky and the team's defensive MVP as a junior.

**PERSONAL:** Davis attended Paraclete High School in Lancaster, Calif., where he recorded 119 tackles and three sacks as a senior to earn first-team all-state honors.... Todd Davis was born on May 17, 1992, in Palmdale, Calif.

**DAVIS' REGULAR SEASON RECORD**

| Year                 | Club      | G         | S         | UT        | A         | TT        | S-Yds.         | I-Yds.     | PD       | FF       | FR       | TD-Int.  | TD-FR    | S        | Pts.     |
|----------------------|-----------|-----------|-----------|-----------|-----------|-----------|----------------|------------|----------|----------|----------|----------|----------|----------|----------|
| 2014                 | N.O./Den. | 9         | 2         | 9         | 8         | 17        | 0-0            | 0-0        | 2        | 0        | 0        | 0        | 0        | 0        | 0        |
| 2015                 | Denver    | 16        | 2         | 11        | 3         | 14        | 0-0            | 0-0        | 0        | 0        | 0        | 0        | 0        | 0        | 0        |
| 2016                 | Denver    | 10        | 10        | 36        | 17        | 53        | 0.5-2.5        | 0-0        | 2        | 0        | 1        | 0        | 0        | 0        | 0        |
| <b>CAREER TOTALS</b> |           | <b>35</b> | <b>14</b> | <b>56</b> | <b>29</b> | <b>84</b> | <b>0.5-2.5</b> | <b>0-0</b> | <b>4</b> | <b>0</b> | <b>1</b> | <b>0</b> | <b>0</b> | <b>0</b> | <b>0</b> |

**ADDITIONAL STATISTICS:** *Special-teams tackles* — 2014 (5), 2015 (7), **TOTAL (12)**. *Special-teams FR* — 2015 (1), **TOTAL (1)**.

**DAVIS' POSTSEASON RECORD**

| Year                 | Club   | G        | S        | UT       | A        | TT       | S-Yds.     | I-Yds.     | PD       | FF       | FR       | TD-Int.  | TD-FR    | S        | Pts.     |
|----------------------|--------|----------|----------|----------|----------|----------|------------|------------|----------|----------|----------|----------|----------|----------|----------|
| 2014                 | Denver | 1        | 0        | 3        | 3        | 6        | 0-0        | 0-0        | 0        | 0        | 0        | 0        | 0        | 0        | 0        |
| 2015                 | Denver | 3        | 0        | 0        | 0        | 0        | 0-0        | 0-0        | 0        | 0        | 0        | 0        | 0        | 0        | 0        |
| <b>CAREER TOTALS</b> |        | <b>4</b> | <b>0</b> | <b>3</b> | <b>3</b> | <b>6</b> | <b>0-0</b> | <b>0-0</b> | <b>0</b> | <b>0</b> | <b>0</b> | <b>0</b> | <b>0</b> | <b>0</b> | <b>0</b> |

**DAVIS' SINGLE GAME HIGHS**

*(Postseason in parentheses)*

**Tackles** — 8 vs. San Diego, 10/30/16 (6 vs. Indianapolis, 1/11/15). **Sacks** — 0.5 vs. Carolina, 9/8/16 (none). **Sack yards** — 2.5 vs. Carolina, 9/8/16 (none). **Passes defended** — 2 vs. Oakland, 12/28/14 (none). **Special-teams tackles** — 3 at Cleveland, 10/18/15 (none).

**TODD DAVIS' 2016 GAME-BY-GAME**

*(Victories asterisked)*

| 2016 DENVER (7-3)    |                   | TACKLES |              |           |           |           |                |            |          |          |          |
|----------------------|-------------------|---------|--------------|-----------|-----------|-----------|----------------|------------|----------|----------|----------|
| Date                 | Opponent          | P/S     | UT           | A         | TT        | S-Yds.    | I-Yds.         | PD         | FF       | FR       |          |
| Sep 8                | vs. Carolina*     | S       | 6            | 1         | 7         | 0.5-2.5   | 0-0            | 0          | 0        | 0        |          |
| Sep 18               | vs. Indianapolis* | S       | 3            | 2         | 5         | 0-0       | 0-0            | 0          | 0        | 0        |          |
| Sep 25               | at Cincinnati*    | S       | 5            | 0         | 5         | 0-0       | 0-0            | 0          | 0        | 0        |          |
| Oct 2                | at Tampa Bay*     | S       | 2            | 1         | 3         | 0-0       | 0-0            | 1          | 0        | 0        |          |
| Oct 9                | vs. Atlanta       | S       | 5            | 2         | 7         | 0-0       | 0-0            | 0          | 0        | 0        |          |
| Oct 13               | at San Diego      | S       | 1            | 3         | 4         | 0-0       | 0-0            | 0          | 0        | 0        |          |
| Oct 24               | vs. Houston*      | S       | 2            | 2         | 4         | 0-0       | 0-0            | 0          | 0        | 1        |          |
| Oct 30               | vs. San Diego*    | S       | 3            | 5         | 8         | 0-0       | 0-0            | 1          | 0        | 0        |          |
| Nov 6                | at Oakland        | S       | 4            | 0         | 4         | 0-0       | 0-0            | 0          | 0        | 0        |          |
| Nov 13               | at New Orleans*   | S       | 5            | 1         | 6         | 0-0       | 0-0            | 0          | 0        | 0        |          |
| <b>Season Totals</b> |                   |         | <b>10/10</b> | <b>36</b> | <b>17</b> | <b>53</b> | <b>0.5-2.5</b> | <b>0-0</b> | <b>2</b> | <b>0</b> | <b>1</b> |



**A.J. DERBY'S 2016 GAME-BY-GAME**

(Victories asterisked)

| 2016 N.E. (7-2) / DEN. (7-3)                   |                 | RECEIVING |            |          |           |             | SCORING   |          |          |
|--|-----------------|-----------|------------|----------|-----------|-------------|-----------|----------|----------|
| Date   | Opponent        | P/S       | No.        | Yds.     | Avg.      | LG          | TD        | 2pt.     | Pts.     |
| Sep 11   | at Arizona*     | P         | 0          | 0        | —         | —           | 0         | 0        | 0        |
| Sep 18   | vs. Miami*      |           |            |          |           |             |           |          |          |
| Sep 25   | vs. Houston*    |           |            |          |           |             |           |          |          |
| Oct 2  | vs. Buffalo     | P         | 0          | 0        | —         | —           | 0         | 0        | 0        |
| Oct 9  | at Cleveland*   | P         | 0          | 0        | —         | —           | 0         | 0        | 0        |
| Oct 16   | vs. Cincinnati* | P         | 0          | 0        | —         | —           | 0         | 0        | 0        |
| Oct 23   | at Pittsburgh*  |           |            |          |           |             |           |          |          |
| ACQUIRED BY DENVER FROM NEW ENGLAND ON OCT. 25 |                 |           |            |          |           |             |           |          |          |
| Oct 30   | vs. San Diego*  |           |            |          |           |             |           |          |          |
| Nov 6  | at Oakland      | S         | 0          | 0        | —         | —           | 0         | 0        | 0        |
| Nov 13   | at New Orleans* | S         | 2          | 22       | 11.0      | 12          | 0         | 0        | 0        |
| <b>Season Totals</b>                           |                 |           | <b>6/1</b> | <b>2</b> | <b>22</b> | <b>11.0</b> | <b>12</b> | <b>0</b> | <b>0</b> |





# RILEY DIXON

9

PUNTER



6-4 • 221 • SYRACUSE

BORN: Aug. 24, 1993, in Oneida, N.Y.

HIGH SCHOOL: Christian Brother Academy, Syracuse, N.Y.

ACQUIRED: Draft #7 (228th overall), 2016

NFL YEAR: 1st • YEAR WITH BRONCOS: 1st

NFL GAMES PLAYED/STARTED: 10/0

## DIXON AT A GLANCE:

- A rookie punter who has punted 48 times for 2,209 yards (46.0 avg. / 41.7 net).
- Played 39 games for Syracuse University after joining the team as a walk-on, totaling 218 punts for 9,291 yards (42.9 avg.) with 72 punts inside the 20-yard line.
- Selected by the Broncos in the seventh round (228th overall) of the 2016 NFL Draft.



**2016:** Selected in the seventh round (228th overall) of the 2016 NFL Draft, Dixon punted three times for 140 yards (46.7 avg. / 42.7 net) vs. Car. (9/8)... Punted two times for 98 yards (49.0 avg. / 39.0 net) vs. Ind. (9/18)... Punted five times for 231 yards (46.2 avg. / 41.4 net) at Cin. (9/25)... Punted seven times for 330 yards (47.1 avg. / 41.9 net) with five punts inside the 20-yard line at T.B. (10/2)... Punted six times for 290 yards (48.3 avg. / 43.8 net) with two punts inside the 20-yard line vs. Atl. (10/9)... Punted five times for 221 yards (44.2 avg. / 38.6 net) with two punts inside the 20-yard line at S.D. (10/13)... Punted six times for 255 yards (42.5 avg. / 40.7 net) with two punts inside the 20-yard line vs. Hou. (10/24)... Punted five times for 253 yards (50.6 avg. / 47.8 net), including a 68-yard punt from the end zone with just over two minutes remaining in the game vs. S.D. (10/30)... Punted six times for 267 yards (44.5 avg. / 39.2 net) at Oak. (11/6)... Punted three times for 124 yards (41.3 avg. / 40.0 net) with two punts inside the 20-yard line at N.O. (11/13).

**COLLEGE:** Dixon played 39 games for Syracuse University after joining the team as a walk-on, totaling 218 punts for 9,291 yards (42.9 avg.) with 72 punts inside the 20-yard line... Appeared in 12 games in 2015, totaling 65 punts for 2,839 yards (43.7 gross / 41.9 net) while placing 28 kicks inside the 20-yard line (43.1%) in his senior season at Syracuse... Named one of 10 semifinalists for the Ray Guy Award (nation's top punter) and a semifinalist for the William V. Campbell Trophy (most outstanding football scholar-athlete)... Played 12 games as a junior, punting 75 times for 3,182 yards (42.4 avg.) with 23 punts inside the 20-yard line... Earned honorable mention All-ACC recognition and was a Burlsworth Trophy nominee (most outstanding player who began his career as a walk-on)... Completed the eventual game-winning pass (1 yd.) on a fake field goal in double overtime vs. Villanova (8/29/14)... Rushed for 42 yards on a fake punt against Notre Dame (9/27/14)... Saw action in all 13 games in 2013, punting 75 times for 3,161 yards (42.1 avg.)... Booted a school-record 75-yard punt against Clemson (10/5/13)... Rewarded with a scholarship at the end of his redshirt sophomore season.

**HIGH SCHOOL:** Dixon handled punting and kicking duties for Christian Brothers Academy in Syracuse, N.Y.... Named to the 2010 *Post-Standard* All-Central New York First Team... Also lettered in baseball.

**PERSONAL:** Dixon earned his undergraduate degree in accounting and is currently pursuing a master's degree in accounting... Named to Syracuse's Athletic Director Honor Roll in nine consecutive semesters in addition to making the 2013 and 2014 All-ACC Academic teams... Riley Dixon was born on Aug. 24, 1993, in Oneida, N.Y.

## DIXON'S REGULAR SEASON RECORD

| Year                 | Club   | G         | S        | No.       | Yds.         | Avg.        | Net.        | TB       | In 20     | LG        | Bik.     |
|----------------------|--------|-----------|----------|-----------|--------------|-------------|-------------|----------|-----------|-----------|----------|
| 2016                 | Denver | 10        | 0        | 48        | 2,209        | 46.0        | 41.7        | 3        | 14        | 68        | 0        |
| <b>CAREER TOTALS</b> |        | <b>10</b> | <b>0</b> | <b>48</b> | <b>2,209</b> | <b>46.0</b> | <b>41.7</b> | <b>3</b> | <b>14</b> | <b>68</b> | <b>0</b> |

## RILEY DIXON'S 2016 GAME-BY-GAME

(Victories asterisked)

| 2016 DENVER (7-5)    |                   | PUNTING |             |           |              |             |             |          |           |           |           |            |
|----------------------|-------------------|---------|-------------|-----------|--------------|-------------|-------------|----------|-----------|-----------|-----------|------------|
| Date                 | Opponent          | P/S     | No.         | Yds.      | Avg.         | Net.        | TB          | In 20    | LG        | Bik.      | Opp. Ret. | Ret. Yds.  |
| Sep 8                | vs. Carolina*     | P       | 3           | 140       | 46.7         | 42.7        | 0           | 0        | 54        | 0         | 2         | 12         |
| Sep 18               | vs. Indianapolis* | P       | 2           | 98        | 49.0         | 39.0        | 1           | 1        | 53        | 0         | 0         | 0          |
| Sep 25               | at Cincinnati*    | P       | 5           | 231       | 46.2         | 41.4        | 1           | 0        | 53        | 0         | 2         | 4          |
| Oct 2                | at Tampa Bay*     | P       | 7           | 330       | 47.1         | 41.9        | 0           | 5        | 57        | 0         | 3         | 37         |
| Oct 9                | vs. Atlanta       | P       | 6           | 290       | 48.3         | 43.8        | 1           | 2        | 62        | 0         | 1         | 7          |
| Oct 13               | at San Diego      | P       | 5           | 221       | 44.2         | 38.6        | 0           | 2        | 48        | 0         | 4         | 28         |
| Oct 24               | vs. Houston*      | P       | 6           | 255       | 42.5         | 40.7        | 0           | 2        | 49        | 0         | 2         | 11         |
| Oct 30               | vs. San Diego*    | P       | 5           | 285       | 50.6         | 47.8        | 0           | 0        | 68        | 0         | 3         | 14         |
| Nov 6                | at Oakland        | P       | 6           | 267       | 44.5         | 39.2        | 0           | 0        | 59        | 0         | 5         | 32         |
| Nov 13               | at New Orleans*   | P       | 3           | 124       | 41.3         | 40.0        | 0           | 2        | 45        | 0         | 2         | 4          |
| <b>Season Totals</b> |                   |         | <b>10/0</b> | <b>48</b> | <b>2,209</b> | <b>46.0</b> | <b>41.7</b> | <b>3</b> | <b>14</b> | <b>68</b> | <b>0</b>  | <b>158</b> |



# LORENZO DOSS

37

CORNERBACK



5-11 • 187 • 2ND YR. • TULANE

BORN: Nov. 9, 1991, in New Orleans

HIGH SCHOOL: St. Augustine High School, New Orleans

ACQUIRED: Draft #5 (164th overall), 2015

NFL YEAR: 2nd • YEAR WITH BRONCOS: 2nd

NFL GAMES PLAYED/STARTED: 10/0

## DOSS AT A GLANCE:

- A second-year cornerback who appeared in 10 games during his first two seasons with the Broncos (2015-16).
- Started 34-of-37 games played in his three-year career at Tulane University, finishing with 126 tackles (94 solo), 15 interceptions, 35 passes defended, one sack and two fumble recoveries.
- Owns the second most career interceptions (15) in Green Wave history with his 271 interception return yards ranking first in school annals.
- Selected by the Broncos in the fifth round (164th overall) of the 2015 NFL Draft.

**CAREER TRANSACTIONS:** Signed by Denver as a draft choice 5/14/15.



**2016:** Doss was inactive vs. Car. (9/8), vs. Ind. (9/18), at Cin. (9/25) and at T.B. (10/2)... Made his season debut vs. Atl. (10/9)... Was inactive at S.D. (10/13) and vs. Hou. (10/24)... Posted one solo tackle and two passes defended vs. S.D. (10/30)... Made one solo tackle at Oak. (11/6) and at N.O. (11/13).

**2015:** Selected by the Broncos in the fifth round (164th overall) of the 2015 NFL Draft, Doss spent his entire rookie season on the active roster and appeared in six games... Made his NFL debut on special teams at Det. (9/27)... Posted a solo special-teams stop vs. K.C. (11/15)... Inactive for Denver's three postseason contests.

**COLLEGE:** Doss started 34-of-37 games played in his three-year career at Tulane University, finishing with 126 tackles (94 solo), 15 interceptions, 35 passes defended, one sack and two fumble recoveries... Started all 12 games as a junior and earned second-team All-American Athletic Conference and All-Louisiana honors... Recorded 48 tackles (36 solo), three interceptions and 12 passes defended... Named to the Chuck Bednarik Award, Bronko Nagurski Trophy and Walter Camp Player of the Year Preseason Watch Lists... Claimed second-team All-America status in addition to first-team All-Conference USA honors after leading the Green Wave with seven interceptions as a sophomore... Added 34 tackles (25 solo) and 16 passes defended to go along with 185 interception return yards—including two touchdowns... Set a school freshman record with five interceptions.

**PERSONAL:** Doss helped lead St. Augustine High School in New Orleans to a pair of state playoff appearances, including a district title, as a senior... Named an honorable mention 4A all-state selection and a first-team All-District 10-4A pick as a senior after catching 15 passes for 330 yards (22.0 avg.)... Selected to represent Orleans Parish in the 2011 Lake Pontchartrain All-Star Classic... Lettered four years in baseball and twice in track and field... Majored in public relations at Tulane... His brother, Lee, played football at Southern University... Lorenzo Doss was born on April 22, 1994, in New Orleans.

## DOSS' REGULAR SEASON RECORD

| Year                 | Club   | G         | S        | UT       | A        | TT       | S-Yds.     | I-Yds.     | PD       | FF       | FR       | TD-Int.  | TD-FR    | S        | Pts.     |
|----------------------|--------|-----------|----------|----------|----------|----------|------------|------------|----------|----------|----------|----------|----------|----------|----------|
| 2015                 | Denver | 6         | 0        | 0        | 0        | 0        | 0-0        | 0-0        | 0        | 0        | 0        | 0        | 0        | 0        | 0        |
| 2016                 | Denver | 4         | 0        | 3        | 0        | 3        | 0-0        | 0-0        | 2        | 0        | 0        | 0        | 0        | 0        | 0        |
| <b>CAREER TOTALS</b> |        | <b>10</b> | <b>0</b> | <b>3</b> | <b>0</b> | <b>3</b> | <b>0-0</b> | <b>0-0</b> | <b>2</b> | <b>0</b> | <b>0</b> | <b>0</b> | <b>0</b> | <b>0</b> | <b>0</b> |

**ADDITIONAL STATISTICS:** Special-teams tackles — 2015 (1), TOTAL (1).

## LORENZO DOSS' 2016 GAME-BY-GAME

(Victories asterisked)

| 2016 DENVER (7-3)    |                 | TACKLES |            |          |          |          |            |            |          |          |          |
|----------------------|-----------------|---------|------------|----------|----------|----------|------------|------------|----------|----------|----------|
| Date                 | Opponent        | P/S     | UT         | A        | TT       | S-Yds.   | I-Yds.     | PD         | FF       | FR       |          |
| GAMES 1-4            |                 |         |            |          |          |          |            |            |          |          |          |
| Oct 9                | vs. Atlanta     | P       | 0          | 0        | 0        | 0-0      | 0-0        | 0          | 0        | 0        |          |
| Oct 13               | at San Diego    |         |            |          |          |          |            |            |          |          |          |
| Oct 24               | vs. Houston*    |         |            |          |          |          |            |            |          |          |          |
| Oct 30               | vs. San Diego*  | P       | 1          | 0        | 1        | 0-0      | 0-0        | 2          | 0        | 0        |          |
| Nov 6                | at Oakland      | P       | 1          | 0        | 1        | 0-0      | 0-0        | 0          | 0        | 0        |          |
| Nov 13               | at New Orleans* | P       | 1          | 0        | 1        | 0-0      | 0-0        | 0          | 0        | 0        |          |
| <b>Season Totals</b> |                 |         | <b>4/0</b> | <b>3</b> | <b>0</b> | <b>3</b> | <b>0-0</b> | <b>0-0</b> | <b>2</b> | <b>0</b> | <b>0</b> |



# JAMES FERENTZ

53

CENTER



6-2 • 285 • 2ND YR. • IOWA

**BORN:** June 5, 1989, in Iowa City, Iowa

**HIGH SCHOOL:** Iowa City (Iowa) High School

**ACQUIRED:** Waivers (Houston), 2015

**NFL YEAR:** 2nd • **YEAR WITH BRONCOS:** 2nd

**NFL GAMES PLAYED/STARTED:** 17/0 • **POSTSEASON GP/GS:** 1/0

## FERENTZ AT A GLANCE:

- A second-year center who appeared in 17 games and one postseason contest with Denver (2015-16) after spending his rookie season in 2014 competing on Houston's practice squad.
- Started 38 consecutive games during his last three seasons at the University of Iowa (2010-12), earning second-team All-Big Ten honors following his senior campaign.
- Assigned to the Broncos via waivers from Houston on Aug. 6, 2015.
- Entered the NFL with Houston as a college free agent on May 16, 2014.

**CAREER TRANSACTIONS:** Signed by Houston as a college free agent 5/16/14; Waived by Houston 8/30/14; Signed by Houston (practice squad) 9/1/14; Waived by Houston 9/5/15; Claimed off waivers by Denver 9/6/15.



**2016:** Ferentz was active but did not play vs. Car. (9/8)... Played special teams vs. Ind. (9/18)... Was active but did not play at Cin. (9/25), at T.B. (10/2), vs. Atl. (10/9) and at S.D. (10/13)... Saw action on offense vs. Hou. (10/24) and vs. S.D. (10/30)... Active, but did not play at Oak. (11/6) and at N.O. (11/13).

**2015:** Ferentz saw action on offense and special teams in 14 regular-season games and one postseason contest during his first season with Denver... Contributed in short-yardage situations, lining up at fullback and as an extra lineman... Made his NFL debut vs. Bal. (9/13)... Played his first career offensive snaps and saw action on special teams vs. Min. (10/4)... Was active, but did not play in Denver's AFC Divisional Playoff Game vs. Pit. (1/17)... Made his postseason debut in Denver's AFC Championship Game vs. N.E. (1/24)... Active, but did not play in Denver's Super Bowl 50 victory vs. Car. (2/7).

**2014:** Ferentz, who entered the NFL with Houston as a college free agent on May 16, spent his entire rookie season competing on the club's practice squad.

**COLLEGE:** Ferentz started 38-of-39 games played at the University of Iowa, opening 38 consecutive games during his last three seasons (2010-12)... Named to the Rimington Trophy (nation's top center) preseason watch list prior to his junior and senior seasons... Chosen as a second team All-Big Ten Conference selection by league coaches following his senior campaign... Opened all 13 games and was named honorable-mention All-Big Ten as a junior... Invited to compete in the East-West Shrine Game following the 2012 season.

**PERSONAL:** Ferentz was named first-team all-state as a junior and senior at Iowa City (Iowa) High School, where he helped his team advance to the state playoffs three consecutive years... Lettered four times in wrestling... His father, Kirk, is the University of Iowa's head football coach and his brother, Brian, is the offensive line coach for the Hawkeyes... James Ferentz (pronounced FAIR-ins) was born on June 5, 1989, in Iowa City, Iowa.

## FERENTZ'S REGULAR SEASON RECORD

| Year                 | Club    | G              | S        |
|----------------------|---------|----------------|----------|
| 2014                 | Houston | PRACTICE SQUAD |          |
| 2015                 | Denver  | 14             | 0        |
| 2016                 | Denver  | 3              | 0        |
| <b>CAREER TOTALS</b> |         | <b>17</b>      | <b>0</b> |

## FERENTZ'S POSTSEASON RECORD

| Year                 | Club   | G        | S        |
|----------------------|--------|----------|----------|
| 2015                 | Denver | 1        | 0        |
| <b>CAREER TOTALS</b> |        | <b>1</b> | <b>0</b> |



# BENNIE FOWLER

16

WIDE RECEIVER

6-1 • 212 • 2ND YR. • MICHIGAN STATE

BORN: June 10, 1991, in Bloomfield, Mich.

HIGH SCHOOL: Detroit Country Day School, Beverly Hills, Mich.

ACQUIRED: College Free Agent, 2014

NFL YEAR: 2nd • YEAR WITH BRONCOS: 2nd

NFL GAMES PLAYED/STARTED: 24/1 • POSTSEASON GP/GS: 3/0



## FWOWER AT A GLANCE:

- A second-year wide receiver who has played 24 regular-season games (1 start) and three postseason contests for Denver (2015-16) after spending the entire 2014 season competing on the Broncos' practice squad.
- Posted 16 catches for 203 yards (12.7 avg.) in addition to making five special-teams tackles in 2015.
- Caught quarterback Peyton Manning's final pass attempt—a two-point conversion in the fourth quarter of Super Bowl 50 that gave Denver a 24-10 lead against Carolina.
- Appeared in 44 games (15 starts) during his collegiate career at Michigan State University and recorded 93 catches for 1,341 yards (14.4 avg.) with 11 touchdowns.
- Entered the NFL with Denver as a college free agent on May 10, 2014.

**CAREER TRANSACTIONS:** Signed by Denver as a college free agent 5/10/14; Waived by Denver 8/30/14; Signed by Denver (practice squad) 8/31/14.



**2016:** Fowler was inactive vs. Car. (9/8) and vs. Ind. (9/18)... Made one catch for 13 yards in his season debut at Cin. (9/25)... Saw action at T.B. (10/2)... Caught two passes for 13 yards (6.5 avg.) vs. Atl. (10/9)... Hauled in his first career touchdown catch (5 yds.) and finished with three catches for 22 yards (7.3 avg.) at S.D. (10/13)... Caught one pass for seven yards vs. Hou. (10/24)... Played vs. S.D. (10/30)... Caught one pass for four yards and made one special-teams tackle at Oak. (11/6)... Made one special-teams stop at N.O. (11/13).

**2015:** Fowler appeared in all 16 regular-season games (1 start) and three postseason contests for Denver... Posted 16 catches for 203 yards (12.7 average) and five special-teams tackles... Tallied a special-teams stop in his NFL debut vs. Bal. (9/13)... Forced a fumble on punt coverage and added a special-teams stop at K.C. (9/17)... Made his first NFL catch at Det. (9/27) and finished the game with four receptions for 50 yards (12.5 avg.)... Hauled in a pair of passes for 46 yards (23.0 avg.) with a career-long of 41 yards at Oak. (10/11)... Earned his first NFL start at Pit. (12/20)... Recorded a pair of catches for 35 yards (17.5 avg.) in Denver's AFC Divisional Playoff game vs. Pit. (1/17)... Saw action on offense and special teams in Denver's AFC Championship Game vs. N.E. (1/24)... Caught a two-point conversion—the last pass of QB Peyton Manning's 18-year career—to increase the Broncos' lead to 24-10 in Denver's Super Bowl 50 victory vs. Car. (2/7).

**2014:** Fowler, who entered the NFL with Denver as a college free agent, spent his entire rookie season on the club's practice squad.

**COLLEGE:** Fowler appeared in 44 games (15 starts) for Michigan State University and recorded 93 catches for 1,341 yards (14.4 avg.) with 11 touchdowns in addition to 16 rushes for 102 yards (6.4 avg.) and one score... Led the team in receiving yards (622) and receiving touchdowns (6) on 36 catches (17.3 avg.) as a senior in 2013 while producing a score or a first down on 26 of his grabs... Paced the Spartans with 524 receiving yards and added four touchdowns on a career-high 41 catches as a junior in 2012.

**PERSONAL:** Fowler attended Detroit Country Day School in Beverly Hills, Mich., where he was named an honorable mention all-state selection by the Associated Press as a senior all-purpose player (1,478 yds., 15 TDs)... Bennie Fowler was born on June 10, 1991, in Bloomfield, Mich.

## FWOWER'S REGULAR SEASON RECORD

| Year                 | Club   | RECEIVING |          |           |            |             |           |          | SCORING  |          |          |          |          |          |
|----------------------|--------|-----------|----------|-----------|------------|-------------|-----------|----------|----------|----------|----------|----------|----------|----------|
|                      |        | G         | S        | No.       | Yds.       | Avg.        | LG        | TD       | TD       | TDr      | Tdp      | TDrT     | 2pt      | Pts.     |
| 2015                 | Denver | 16        | 1        | 16        | 203        | 12.7        | 41        | 0        | 0        | 0        | 0        | 0        | 0        | 0        |
| 2016                 | Denver | 8         | 0        | 8         | 59         | 7.4         | 13        | 1        | 1        | 0        | 1        | 0        | 0        | 6        |
| <b>CAREER TOTALS</b> |        | <b>24</b> | <b>1</b> | <b>24</b> | <b>262</b> | <b>10.9</b> | <b>41</b> | <b>1</b> | <b>1</b> | <b>0</b> | <b>1</b> | <b>0</b> | <b>0</b> | <b>6</b> |

**ADDITIONAL STATISTICS:** Special-teams tackles — 2015 (5), 2016 (2), TOTAL (7). Special-teams FF — 2015 (1), TOTAL (1).

## FWOWER'S POSTSEASON RECORD

| Year                 | Club   | RECEIVING |          |          |           |             |           |          | SCORING  |          |          |          |          |          |
|----------------------|--------|-----------|----------|----------|-----------|-------------|-----------|----------|----------|----------|----------|----------|----------|----------|
|                      |        | G         | S        | No.      | Yds.      | Avg.        | LG        | TD       | TD       | TDr      | Tdp      | TDrT     | 2pt      | Pts.     |
| 2015                 | Denver | 3         | 0        | 2        | 35        | 17.5        | 31        | 0        | 0        | 0        | 0        | 0        | 1        | 2        |
| <b>CAREER TOTALS</b> |        | <b>3</b>  | <b>0</b> | <b>2</b> | <b>35</b> | <b>17.5</b> | <b>31</b> | <b>0</b> | <b>0</b> | <b>0</b> | <b>0</b> | <b>0</b> | <b>1</b> | <b>2</b> |

**FOWLER'S SINGLE-GAME HIGHS**

*(Postseason in parentheses)*

**Receptions** — 4 at Detroit, 9/27/15 (2 vs. Pittsburgh, 1/17/16). **Receiving yards** — 50 at Detroit, 9/27/15 (35 vs. Pittsburgh, 1/17/16). **Receiving touchdowns** — 1 at San Diego, 10/13/16 (none).

**BENNIE FOWLER'S 2016 GAME-BY-GAME**

*(Victories asterisked)*

| 2016 DENVER (7-3)    |                   | RECEIVING  |          |           |            |           |          | SCORING  |          |
|----------------------|-------------------|------------|----------|-----------|------------|-----------|----------|----------|----------|
| Date                 | Opponent          | P/S        | No.      | Yds.      | Avg.       | LG        | TD       | 2pt.     | Pts.     |
| Sep 8                | vs. Carolina*     |            |          |           |            |           |          |          |          |
| Sep 18               | vs. Indianapolis* |            |          |           |            |           |          |          |          |
| Sep 25               | at Cincinnati*    | P          | 1        | 13        | 13.0       | 13        | 0        | 0        | 0        |
| Oct 2                | at Tampa Bay*     | P          | 0        | 0         | —          | —         | 0        | 0        | 0        |
| Oct 9                | vs. Atlanta       | P          | 2        | 13        | 6.5        | 7         | 0        | 0        | 0        |
| Oct 13               | at San Diego      | P          | 3        | 22        | 7.3        | 10        | 1        | 0        | 6        |
| Oct 24               | vs. Houston*      | P          | 1        | 7         | 7.0        | 7         | 0        | 0        | 0        |
| Oct 30               | vs. San Diego*    | P          | 0        | 0         | —          | —         | 0        | 0        | 0        |
| Nov 6                | at Oakland        | P          | 1        | 4         | 4.0        | 4         | 0        | 0        | 0        |
| Nov 13               | at New Orleans*   | P          | 0        | 0         | —          | —         | 0        | 0        | 0        |
| <b>Season Totals</b> |                   | <b>8/0</b> | <b>8</b> | <b>59</b> | <b>7.4</b> | <b>13</b> | <b>1</b> | <b>0</b> | <b>6</b> |





# MAX GARCIA

76

**GUARD**



**6-4 • 310 • 2ND YR. • FLORIDA**

**BORN:** Nov. 9, 1991, in Norcross, Ga.

**HIGH SCHOOL:** Norcross (Ga.) High School

**ACQUIRED:** Draft #4 (133rd overall), 2015

**NFL YEAR:** 2nd • **YEAR WITH BRONCOS:** 2nd

**NFL GAMES PLAYED/STARTED:** 26/15 • **POSTSEASON GP/GS:** 3/0

## GARCIA AT A GLANCE:

- A second-year offensive lineman who has seen action at both guard spots in 26 regular-season games (15 starts) and three postseason contests for Denver (2015-16).
- Started 37-of-39 games played at the University of Florida and the University of Maryland, earning starts at left tackle, left guard and center.
- Earned second-team All-Southeastern Conference honors after starting all 13 games at center his redshirt senior season for the Gators and grading out to more than 97 percent in his 757 snaps played.
- Selected by the Broncos in the fourth round (133rd overall) of the 2015 NFL Draft.

**CAREER TRANSACTIONS:** Signed by Denver as a draft choice 5/13/15.



**2016:** Garcia started at left guard vs. Car. (9/8), vs. Ind. (9/18), at Cin. (9/25), at T.B. (10/2), vs. Atl. (10/9), S.D. (10/13), vs. Hou. (10/24), vs. S.D. (10/3), at Oak. (11/6) and at N.O. (11/13).

**2015:** Selected by the Broncos in the fourth round (133rd overall) of the 2015 NFL Draft, Garcia appeared in all 16 regular-season games (5 starts) and all three postseason contests, seeing action at both guard spots... Made his NFL debut vs. Bal. (9/13)... Made his first start at left guard vs. N.E. (11/29), seeing action in all 79 offensive snaps at both guard spots.

**COLLEGE:** Garcia started 37-of-39 games played at the University of Florida and the University of Maryland, earning starts at left tackle, left guard and center... Voted second-team All-Southeastern Conference as a senior at Florida after starting all 13 games at center for the Gators following an offseason transition from left tackle and left guard... Graded out to more than 97 percent in his 757 snaps played... Was on the Rimington Trophy (nation's top center) watch list... Named SEC Offensive Lineman of the Week on two occasions... Started all 12 games and saw action at both left tackle and left guard in his first year competing with the Gators... Anchored the offensive line after being the only starter to not miss time due to injury... Redshirted in 2012 due to NCAA transfer rules... Started 12 games at left tackle for Maryland in 2011.

**PERSONAL:** Garcia was named honorable mention Class 5A All-Georgia his senior year at Norcross (Ga.) High School... Competed in the shot put and discuss events... Traveled to Australia in the summer of 2009 to compete in World Track meet... Majored in Family, Youth and Community Sciences at Florida... Played in the 2015 Senior Bowl and Medal of Honor Bowl following his collegiate career... Max Garcia was born on Nov. 9, 1991, in Norcross, Ga.

## GARCIA'S REGULAR SEASON RECORD

| Year                 | Club   | G         | S         |
|----------------------|--------|-----------|-----------|
| 2015                 | Denver | 16        | 5         |
| 2016                 | Denver | 10        | 10        |
| <b>CAREER TOTALS</b> |        | <b>26</b> | <b>16</b> |

**ADDITIONAL STATISTICS:** Miscellaneous tackles — 2015 (3), 2016 (1), TOTAL (4). Miscellaneous FR — 2015 (2), TOTAL (2).

## GARCIA'S POSTSEASON RECORD

| Year                 | Club   | G        | S        |
|----------------------|--------|----------|----------|
| 2015                 | Denver | 3        | 0        |
| <b>CAREER TOTALS</b> |        | <b>3</b> | <b>0</b> |



# ADAM GOTSIS

99

## DEFENSIVE END

6-4 • 287 • GEORGIA TECH

**BORN:** Sept. 23, 1992, in Melbourne, Victoria, Australia

**HIGH SCHOOL:** Kew High School, Abbotsford, Victoria, Australia

**ACQUIRED:** Draft #2 (63rd overall), 2016

**NFL YEAR:** 1st • **YEAR WITH BRONCOS:** 1st

**NFL GAMES PLAYED/STARTED:** 10/0



### GOTSIS AT A GLANCE:

- A rookie defensive end who appeared in 48 games (37 starts) at Georgia Tech, totaling 110 tackles (69 solo), 12.5 sacks (75 yds.), two interceptions (2 yds.), two fumble recoveries and four blocked kicks.
- Competed in Australian Rules Football for eight years before playing American Rules Football for the Monash Warriors in Melbourne, Victoria, Australia.
- Became the highest-drafted Australian-born player in NFL history and the first Australian-born player to be drafted by the Broncos.
- Selected by the Broncos in the second round (63rd overall) of the 2016 NFL Draft.



**2016:** Selected by the Broncos in the second round (63rd overall) of the 2016 NFL Draft. Gotsis made his NFL debut vs. Car. (9/8)... Saw action on defense vs. Ind. (9/18)... Contributed on two tackles at Cin. (9/25)... Assisted on one tackle at T.B. (10/2)... Played vs. Atl. (10/9) and at S.D. (10/13)... Recorded one quarterback hit vs. Hou. (10/24)... Assisted on one tackle vs. S.D. (10/30), at Oak. (11/6) and at N.O. (11/13).

**COLLEGE:** Gotsis appeared in 48 games (37 starts) at Georgia Tech, totaling 110 tackles (69 solo), 12.5 sacks (75 yds.), two interceptions (2 yds.), two fumble recoveries and four blocked kicks... Opened the first nine games of his senior campaign, finishing the year with 31 tackles (20 solo), five tackles for loss, a team-best three sacks (13 yds.) and two fumble recoveries before a season-ending knee injury... Started all 14 games along the defensive line his junior season, posting 36 tackles (23 solo), three sacks (23 yds.), one interception, three passes defended and two blocked kicks... Named to the All-ACC Second Team by both the media and coaches... Opened all 13 games of his sophomore campaign at nose tackle, recording 38 tackles (23 solo), 5.5 sacks (35 yds.), one interception (2 yds.) and one pass defended in addition to blocking two kicks... Ranked second on team in tackles for loss (14.5) and sacks (5.5)... Tallied five tackles and blocked two kicks vs. Ole Miss in the Music City Bowl (12/30).

**HIGH SCHOOL:** Gotsis attended Kew High School in Abbotsford, Victoria, Australia... Competed in Australian Rules Football for eight years before playing American Rules Football in the Gridiron Victoria (club league with 13 teams across the state of Victoria) for the Monash Warriors in Melbourne... Recorded a team-high 12.5 sacks and earned league MVP honors in 2010.

**PERSONAL:** Gotsis majored in Business Administration at Georgia Tech... Became the highest-drafted Australian-born player in NFL history... Adam Gotsis was born on Sept. 23, 1992, in Melbourne, Victoria, Australia.

### GOTSIS' REGULAR SEASON RECORD

| Year                 | Club   | G         | S        | UT       | A        | TT       | S-Yds.     | I-Yds.     | PD       | FF       | FR       | TD-Int.  | TD-FR    | S        | Pts.     |
|----------------------|--------|-----------|----------|----------|----------|----------|------------|------------|----------|----------|----------|----------|----------|----------|----------|
| 2016                 | Denver | 10        | 0        | 0        | 6        | 6        | 0-0        | 0-0        | 0        | 0        | 0        | 0        | 0        | 0        | 0        |
| <b>CAREER TOTALS</b> |        | <b>10</b> | <b>0</b> | <b>0</b> | <b>6</b> | <b>6</b> | <b>0-0</b> | <b>0-0</b> | <b>0</b> | <b>0</b> | <b>0</b> | <b>0</b> | <b>0</b> | <b>0</b> | <b>0</b> |

### ADAM GOTSIS' 2016 GAME-BY-GAME

(Victories asterisked)

| 2016 DENVER (7-3)    |                   | TACKLES |             |          |          |          |            |            |          |          |          |          |          |
|----------------------|-------------------|---------|-------------|----------|----------|----------|------------|------------|----------|----------|----------|----------|----------|
| Date                 | Opponent          | P/S     | UT          | A        | TT       | S-Yds.   | I-Yds.     | PD         | FF       | FR       |          |          |          |
| Sep 8                | vs. Carolina*     | P       | 0           | 0        | 0        | 0-0      | 0-0        | 0          | 0        | 0        |          |          |          |
| Sep 18               | vs. Indianapolis* | P       | 0           | 0        | 0        | 0-0      | 0-0        | 0          | 0        | 0        |          |          |          |
| Sep 25               | at Cincinnati*    | P       | 0           | 2        | 2        | 0-0      | 0-0        | 0          | 0        | 0        |          |          |          |
| Oct 2                | at Tampa Bay*     | P       | 0           | 1        | 1        | 0-0      | 0-0        | 0          | 0        | 0        |          |          |          |
| Oct 9                | vs. Atlanta       | P       | 0           | 0        | 0        | 0-0      | 0-0        | 0          | 0        | 0        |          |          |          |
| Oct 13               | at San Diego      | P       | 0           | 0        | 0        | 0-0      | 0-0        | 0          | 0        | 0        |          |          |          |
| Oct 24               | vs. Houston*      | P       | 0           | 0        | 0        | 0-0      | 0-0        | 0          | 0        | 0        |          |          |          |
| Oct 30               | vs. San Diego*    | P       | 0           | 1        | 1        | 0-0      | 0-0        | 0          | 0        | 0        |          |          |          |
| Nov 6                | at Oakland        | P       | 0           | 1        | 1        | 0-0      | 0-0        | 0          | 0        | 0        |          |          |          |
| Nov 13               | at New Orleans*   | P       | 0           | 1        | 1        | 0-0      | 0-0        | 0          | 0        | 0        |          |          |          |
| <b>Season Totals</b> |                   |         | <b>10/0</b> | <b>0</b> | <b>6</b> | <b>6</b> | <b>0-0</b> | <b>0-0</b> | <b>0</b> | <b>0</b> | <b>0</b> | <b>0</b> | <b>0</b> |

**VIRGIL GREEN****85****TIGHT END****6-5 • 255 • 6TH YR. • NEVADA****BORN:** Aug. 3, 1988, in Tulare, Calif.**HIGH SCHOOL:** Tulare (Calif.) Union High School**ACQUIRED:** Draft #7a (204th overall), 2011**NFL YEAR:** 6th • **YEAR WITH BRONCOS:** 6th**NFL GAMES PLAYED/STARTED:** 79/28 • **POSTSEASON GP/GS:** 10/3**GREEN AT A GLANCE:**

- A sixth-year tight end who played 79 regular-season games (28 starts) and 10 playoff contests (3 starts) during his first five NFL seasons with the Broncos.
- Started 5-of-16 games in 2015, posting 12 catches for a career-high 173 yards (14.4 avg.) with one touchdown.
- Named a 2015 Broncos Community Ambassador award winner after being chosen as a Denver Broncos Community Champion Award winner in 2014.
- Started a career-high nine games for Denver in 2014, including the final six contests of the season in which the Broncos ranked sixth in the NFL in rushing (147.7 ypg).
- Appeared in every game for the first time in his career in 2013 and recorded nine receptions for 45 yards (5.0 avg.).
- Played 50 games (34 starts) for the University of Nevada and helped the Wolf Pack average 500.2 yards per game during his four-year career (2007-10) to rank third in the nation in that period.
- Selected by the Broncos in the seventh round (204th overall) of the 2011 NFL Draft.

**CAREER TRANSACTIONS:** Signed by Denver as a draft choice 7/28/11.

**2016:** Green caught a career-high four passes for 28 yards (7.0 avg.) vs. Car. (9/8)... Caught three passes for 46 yards (15.3 avg.) vs. Ind. (9/18)... Was inactive at Cin. (9/25), at T.B. (10/2) and vs. Atl. (10/9)... Returned after missing three games to post three catches for 21 yards (7.0 avg.) at S.D. (10/13)... Started vs. Hou. (10/24)... Made four catches for 55 yards (13.8 avg.) vs. S.D. (10/30)... Caught two passes for 37 yards (18.5 avg.) at Oak. (11/6)... Hauled in a pair of passes for 24 yards (12.0 avg.) at N.O. (11/13).

**2015:** Green played 16 regular-season games (5 starts) and three postseason contests (1 start), setting career highs in catches (12) and receiving yards (173) in addition to contributing five special-teams tackles... Recorded a career-best 61 receiving yards on three catches (20.3 avg.) vs. G.B. (11/1)... Caught two passes for 14 yards (7.0 avg.) in Denver's AFC Divisional Playoff Game vs. Pit. (1/17)... Started at tight end in Denver's AFC Championship Game vs. N.E. (1/24).

**2014:** Green played 13 regular-season games (9 starts), totaling 74 receiving yards on six catches (12.3 avg.) with one touchdown... Added a career-high five special-teams tackles... Opened the final six games of the season as Denver ranked sixth in the NFL in rushing (147.7 ypg) during that stretch... Missed Games 8-10 due to a calf injury... Caught three passes for 46 yards (15.3 avg.)—both career-highs—and hauled in his first career touchdown vs. Oak. (12/28).

**2013:** Green played all 16 regular-season games (3 starts) for the first time in his career and caught a personal-best nine passes for 45 yards (5.0 avg.)... Finished with three special-teams stops... Appeared in all three playoff games, carrying the ball once for six yards.

**2012:** Green played 12 regular-season games (2 starts) for the Broncos, setting career highs with five catches for 63 yards (12.6 avg.)... Caught a career-best three passes for 44 yards, including a long of 28 yards, vs. N.O. (10/28)... Recovered an onside kick late in the fourth quarter vs. S.D. (11/18).

**2011:** Selected by Denver in the seventh round (204th overall) of the 2011 NFL Draft, Green played 15 regular-season games (3 starts) and contributed three catches for 24 yards (8.0 avg.) in addition to blocking for the league's No. 1 rushing attack (164.5 ypg.)... Logged the fourth-most plays on special teams for the Broncos and totaled three tackles on those units... Played in both of Denver's postseason contests, including a start in the Broncos AFC Divisional Playoff Game at N.E. (1/14).

**COLLEGE:** Green played 50 career games (34 starts) at the University of Nevada and totaled 72 receptions for 939 yards (13.0 avg.) with 11 touchdowns while helping the Wolf Pack rank fifth in the nation with 500.2 total yards per game from 2007-10... Recorded a personal-best 35 catches for 515 yards (14.7 avg.) with five touchdowns in his senior campaign to earn first-team All-Mountain West Conference honors... Named the Nevada Strength and Conditioning Athlete of the Year as a junior in 2009 in addition to being selected to the All-WAC second team.

**PERSONAL:** Green totaled 61 receptions for 1,014 yards (16.6 avg.) with 12 touchdowns during his career at

Tulare Union (Calif.) High School, where he earned first-team All-East Yosemite League honors following his senior season... Lettered four years in basketball and another in track and field... Majored in general studies at Nevada... Named a 2014 Denver Broncos Community Champion Award winner for his contributions off the field... Works with the Mile High United Way to support successful learning for children in schools... Participated in multiple Hometown Huddle events, the Broncos' annual Play 60 event for the 16 branches of Boys & Girls Clubs of Metro Denver... Virgil Leo Green was born on Aug. 3, 1988, in Tulare, Calif.

### GREEN'S REGULAR SEASON RECORD

| Year                 | Club   | RECEIVING |           |           |            |             |           |          | SCORING  |          |          |          |          |           |
|----------------------|--------|-----------|-----------|-----------|------------|-------------|-----------|----------|----------|----------|----------|----------|----------|-----------|
|                      |        | G         | S         | No.       | Yds.       | Avg.        | LG        | TD       | TD       | TDr      | TDp      | TDrt     | 2pt      | Pts.      |
| 2011                 | Denver | 15        | 3         | 3         | 24         | 8.0         | 9         | 0        | 0        | 0        | 0        | 0        | 0        | 0         |
| 2012                 | Denver | 12        | 2         | 5         | 63         | 12.6        | 28        | 0        | 0        | 0        | 0        | 0        | 0        | 0         |
| 2013                 | Denver | 16        | 3         | 9         | 45         | 5.0         | 10        | 0        | 0        | 0        | 0        | 0        | 0        | 0         |
| 2014                 | Denver | 13        | 9         | 6         | 74         | 12.3        | 38        | 1        | 1        | 0        | 1        | 0        | 0        | 6         |
| 2015                 | Denver | 16        | 5         | 12        | 173        | 14.4        | 32        | 1        | 1        | 0        | 1        | 0        | 0        | 6         |
| 2016                 | Denver | 7         | 6         | 18        | 211        | 11.7        | 31        | 0        | 0        | 0        | 0        | 0        | 0        | 0         |
| <b>CAREER TOTALS</b> |        | <b>79</b> | <b>28</b> | <b>53</b> | <b>590</b> | <b>11.1</b> | <b>38</b> | <b>2</b> | <b>2</b> | <b>0</b> | <b>2</b> | <b>0</b> | <b>0</b> | <b>12</b> |

**ADDITIONAL STATISTICS:** *Special-teams tackles* — 2011 (3), 2012 (1), 2013 (3), 2014 (5), 2015 (4), TOTAL (16). *Miscellaneous tackles* — 2011 (1), 2015 (1), TOTAL (2). *Rushing* — 2014 (2 for 3 yds.), TOTAL (2 for 3 yds.).

### GREEN'S POSTSEASON RECORD

| Year                 | Club   | RECEIVING |          |          |           |            |           |          | SCORING  |          |          |          |          |          |
|----------------------|--------|-----------|----------|----------|-----------|------------|-----------|----------|----------|----------|----------|----------|----------|----------|
|                      |        | G         | S        | No.      | Yds.      | Avg.       | LG        | TD       | TD       | TDr      | TDp      | TDrt     | 2pt      | Pts.     |
| 2011                 | Denver | 2         | 1        | 0        | 0         | 0.0        | —         | 0        | 0        | 0        | 0        | 0        | 0        | 0        |
| 2012                 | Denver | 1         | 0        | 0        | 0         | 0.0        | —         | 0        | 0        | 0        | 0        | 0        | 0        | 0        |
| 2013                 | Denver | 3         | 0        | 1        | 3         | 3.0        | 3         | 0        | 0        | 0        | 0        | 0        | 0        | 0        |
| 2014                 | Denver | 1         | 1        | 1        | 4         | 4.0        | 4         | 0        | 0        | 0        | 0        | 0        | 0        | 0        |
| 2015                 | Denver | 3         | 1        | 2        | 14        | 7.0        | 11        | 0        | 0        | 0        | 0        | 0        | 0        | 0        |
| <b>CAREER TOTALS</b> |        | <b>10</b> | <b>3</b> | <b>4</b> | <b>21</b> | <b>5.3</b> | <b>11</b> | <b>0</b> | <b>0</b> | <b>0</b> | <b>0</b> | <b>0</b> | <b>0</b> | <b>0</b> |

**ADDITIONAL STATISTICS:** *One rush for 6 yds. vs. New England, 1/19/14.*

### GREEN'S SINGLE GAME HIGHS

*(Postseason in parentheses)*

**Receptions** — 4, twice, last vs. San Diego, 10/30/16 (2 vs. Pittsburgh, 1/17/16). **Receiving yards** — 61 vs. Green Bay 11/1/15 (14 vs. Pittsburgh, 1/17/16). **Longest reception** — 38 vs. Oakland, 12/28/14 (11 vs. Pittsburgh, 1/17/16). **Receiving touchdowns** — 1, twice, last at Kansas City, 9/17/15 (none).

### VIRGIL GREEN'S 2016 GAME-BY-GAME

*(Victories asterisked)*

| 2016 DENVER (7-3)    |                   | RECEIVING  |           |            |             |           |          |          | SCORING  |  |
|----------------------|-------------------|------------|-----------|------------|-------------|-----------|----------|----------|----------|--|
| Date                 | Opponent          | P/S        | No.       | Yds.       | Avg.        | LG        | TD       | 2pt.     | Pts.     |  |
| Sep 8                | vs. Carolina*     | S          | 4         | 28         | 7.0         | 13        | 0        | 0        | 0        |  |
| Sep 18               | vs. Indianapolis* | P          | 3         | 46         | 15.3        | 18        | 0        | 0        | 0        |  |
| Sep 25               | at Cincinnati*    |            |           |            |             |           |          |          |          |  |
| Oct 2                | at Tampa Bay*     |            |           |            |             |           |          |          |          |  |
| Oct 9                | vs. Atlanta       |            |           |            |             |           |          |          |          |  |
| Oct 13               | at San Diego      | S          | 3         | 21         | 7.0         | 9         | 0        | 0        | 0        |  |
| Oct 24               | vs. Houston*      | S          | 0         | 0          | —           | —         | 0        | 0        | 0        |  |
| Oct 30               | vs. San Diego*    | S          | 4         | 55         | 13.8        | 31        | 0        | 0        | 0        |  |
| Nov 6                | at Oakland        | S          | 2         | 37         | 18.5        | 26        | 0        | 0        | 0        |  |
| Nov 13               | at New Orleans*   | S          | 2         | 24         | 12.0        | 15        | 0        | 0        | 0        |  |
| <b>Season Totals</b> |                   | <b>7/6</b> | <b>18</b> | <b>211</b> | <b>11.7</b> | <b>31</b> | <b>0</b> | <b>0</b> | <b>0</b> |  |



# CHRIS HARRIS JR.

25

CORNERBACK



5-10 • 199 • 6TH YR. • KANSAS

BORN: June 18, 1989, in Bixby, Okla.

HIGH SCHOOL: Bixby (Okla.) High School

ACQUIRED: College Free Agent, 2011

NFL YEAR: 6th • YEAR WITH BRONCOS: 6th

NFL GAMES PLAYED/STARTED: 89/73 • POSTSEASON GP/GS: 8/7

## HARRIS JR. AT A GLANCE:

- A sixth-year cornerback who played 89 regular-season games (73 starts) in his first six NFL seasons with Denver, totaling 13 interceptions (306 yds.) and 60 passes defended during that span.
- Selected to his second consecutive Pro Bowl in 2015—one of just five undrafted cornerbacks in pro football history to make multiple Pro Bowls with his original team—in addition to being named a second-team All-Pro choice.
- Named a 2015 Broncos Community Ambassador award winner.
- Earned his first Pro Bowl selection in 2014 to become just the sixth undrafted cornerback in NFL history to accomplish that feat with his original team.
- Voted by his teammates as the recipient of the 2014 Ed Block Courage Award after coming back from a torn ACL in 2013 to start every game and ranking first in opponent quarterback rating (47.8) when targeted, according to Pro Football Focus.
- Recognized as the recipient of the Darrent Williams Good Guy Award in 2013 given annually to the Bronco who best exemplifies Williams' enthusiasm, cooperation and honesty while dealing with members of the press.
- Emerged as a regular starter for the Broncos in 2012, opening the final 12 games of the regular season and allowing the fifth-fewest receiving yards (400) and tying for the eighth-fewest completions allowed (35) in the NFL among players targeted at least 60 times.
- Represented one of just two defensive backs in the league in 2012 to record multiple interceptions (3) and sacks (2.5), while returning two of his picks for touchdowns to tie the franchise single-season record.
- Recorded the longest interception return for a touchdown in Broncos history with his 98-yard pick-six at Baltimore (12/16/12).
- Played all 16 regular-season games (4 starts) and two playoff contests (1 start) as a rookie in 2011 after making Denver's active roster out of training camp.
- Named to the 2011 NFL All-Rookie Team by the PFW/PFWA and *Football Outsiders* after ranking first among NFL rookie defensive backs (fourth on the Broncos) with 65 tackles (56 solo) to go along with one interception (15 yds.), six passes defended and six special-teams stops.
- Played 50 games (41 starts) for the University of Kansas and finished his career ranked third among defensive backs with 290 tackles (197 solo) in addition to four sacks (21 yds.) and three interceptions (11 yds.).
- Entered the NFL with Denver as a college free agent on July 27, 2011.

**CAREER TRANSACTIONS:** Signed by Denver as a college free agent 7/27/11.



**2016:** Harris Jr. posted two solo tackles, one interception and three passes defended vs. Car. (9/8)... Tallied three solo stops and one pass defended vs. Ind. (9/18)... Registered five tackles (4 solo) and one pass defended at Cin. (9/25)... Tallied four solo stops at T.B. (10/2)... Recorded five tackles (4 solo) and one pass defended vs. Atl. (10/9)... Registered six solo stops at S.D. (10/13)... Posted seven tackles (six solo), one forced fumble and one fumble recovery... Totaled six tackles (5 solo) and one pass defended vs. S.D. (10/30)... Posted six solo tackles at Oak. (11/6)... Notched two solo tackles and one pass defended at N.O. (11/13).

**2015:** Harris Jr. was selected to his second consecutive Pro Bowl and named a second-team All-Pro by the Associated Press after starting all 16 regular-season games and finishing with 58 tackles (49 solo), two interceptions (94 yds.) and six passes defended... Tallied 14 tackles (12 solo), two passes defended and one sack (4 yds.) in Denver's three postseason contents... Intercepted Raiders QB Derek Carr at Oak. (10/11) and

## 25's TROPHY CASE

|                       |                |
|-----------------------|----------------|
| Pro Bowls (2)         | .....2014, '15 |
| All-Pro (Second-Team) | .....2015      |

**HARRIS JR. GOES FROM UNDRAFTED TO PRO BOWLER**

**UNDRAFTED CORNERBACKS TO MAKE MULTIPLE PRO BOWLS WITH THEIR ORIGINAL TEAM, NFL HISTORY**

| Player                  | Team          | Rookie Yr.  | Pro Bowls w/original team   |
|-------------------------|---------------|-------------|-----------------------------|
| Cornell Green           | Dallas        | 1962        | 5 (1967-69, '71-'72)*       |
| Emmitt Thomas           | Kansas City   | 1966        | 5 (1968, '71-'72, '74-'75)* |
| Robert James            | Buffalo       | 1969        | 3 (1972-'74)                |
| Everson Walls           | Dallas        | 1981        | 4 (1981-'83, '85)           |
| <b>Chris Harris Jr.</b> | <b>Denver</b> | <b>2011</b> | <b>2 (2014-15)</b>          |

*\*Named an AFL All-Star before being selected to the Pro Bowl*

returned it 74 yards for a touchdown—the seventh longest such play in team history... Posted three solo tackles and one pass defended in Denver's AFC Divisional Playoff Game vs. Pit. (1/17)... Recorded six tackles (4 solo) and one pass defended in Denver's AFC Championship Game vs. N.E. (1/24)... Notched five solo tackles and one sack (4 yds.) in Denver's Super Bowl 50 victory vs. Car. (2/7).

**2014:** Harris Jr. started all 16 regular-season games for the first time in his career, earning his first Pro Bowl selection just months after having ACL surgery... Became just the sixth undrafted cornerback in pro football history to make a Pro Bowl with his original team... Selected as the Broncos' 2014 Ed Block Courage Award winner for his commitment to the principles of sportsmanship and courage... Totaled 55 tackles (51 solo), three interceptions (52 yds.), a team-high 17 passes defended, one forced fumble and one fumble recovery... Ranked first among all cornerbacks for opponent quarterback rating (47.8) and did not allow a single touchdown according to Pro Football Focus... Posted a career-high four passes defended vs. Ari. (10/5)... Recorded his first career fumble recovery at Oak. (11/9) and his first career forced fumble vs. Mia. (11/23).

**2013:** Harris Jr. played all 16 regular-season games (15 starts) and matched his career high with 65 tackles to rank second among Broncos defensive backs... Tied for the team lead with three interceptions and set a new career mark with 14 pass breakups... Saw action in one playoff game for the Broncos before a season-ending knee injury... Became the first Bronco since Champ Bailey in 2009 to record interceptions in back-to-back games when he picked off a pass from Eli Manning in the fourth quarter at NYG (9/15)... Led the team with a career-best 11 tackles vs. Jac. (10/13)... Tied for the team lead with six tackles and added a career-best three pass breakups at K.C. (12/1)... Suffered a torn ACL in Denver's AFC Divisional Playoff Game vs. S.D. (1/12) and was placed on injured reserve on Jan. 14.

**2012:** Harris Jr. played 15 games (12 starts) in the regular season and tied for the team lead with three interceptions—two of them returned for touchdowns—and nine passes defended... Added 61 tackles (51 solo) and 2.5 sacks (17.5 yds.) as one of just two defensive backs in the NFL to post multiple interceptions and sacks... Ranked fifth in the NFL in receiving yards allowed (400) and tied for the eighth-fewest completions (35) allowed among players with at least 60 defensive targets... Finished fifth in the league with his 144 interception return yards to represent the fourth-highest single-season total in franchise history... Missed Denver's Week 2 contest at Atl. (9/17) with an ankle injury... Recorded his first career multiple-interception game and his first career touchdown on a 46-yard interception return to cap Denver's 24-point comeback at S.D. (10/15)... Sacked Panthers quarterback Cam Newton and led the Broncos with seven tackles while seeing time at outside cornerback, nickel corner, and safety at Car. (11/11)... Intercepted Ravens quarterback Joe Flacco and returned it a franchise-record 98 yards for a touchdown at Bal. (12/16)... Tied a franchise postseason record with four pass breakups in Denver's AFC Divisional Playoff Game vs. Bal. (1/12).

**2011:** Harris Jr., who entered the NFL with Denver as a college free agent on July 27, played all 16 regular-season games (4 starts) as a rookie and finished fifth on the club (first among NFL rookie defensive backs) with 65 tackles (56 solo) to go along with one interception (15 yds.) and six passes defended... Ranked fifth on the Broncos with six special-teams stops... Played in both of Denver's postseason contests, including a start in the AFC Divisional Playoff Game at N.E. (1/14), and tied for third on the team with 13 tackles (7 solo)... Named to the 2011 NFL All-Rookie Team by the PFW/PFWA and *Football Outsiders*.

**COLLEGE:** Harris Jr. finished his career at the University of Kansas ranked third among defensive backs with 290 tackles (197 solo) and added four sacks (21 yds.) and three interceptions (11 yds.) for the Jayhawks... Played 50 career games (41 starts), seeing time at cornerback and safety... Named KU Defensive Back of the Year as a senior and was selected as the co-recipient of Kansas' Don Fambrough Award for unselfishness following his junior campaign... Opened 10 games as a true freshman for Kansas in 2007 and was tabbed as the Big 12 Conference Newcomer of the Year in addition to receiving honorable mention Freshman All-America recognition.

**PERSONAL:** Harris Jr. attended Bixby (Okla.) High School, where he was an all-state defensive back and was named district player of the year as a senior in 2006... Lettered in basketball and track and was a member of the academic state champion teams during his final two prep seasons... Majored in social psychology at Kansas...

**HARRIS JR. BREAKS OUT IN 2014**

**LOWEST OPPONENT QB RATING, NFL, 2014 (SOURCE: PRO FOOTBALL FOCUS)**

| Player                    | Rec. | Yds. | Rtg. |
|---------------------------|------|------|------|
| 1. Chris Harris Jr., Den. | 46   | 356  | 47.8 |
| 2. Richard Sherman, Sea.  | 31   | 422  | 48.4 |
| 3. Aqib Talib, Den.       | 55   | 578  | 72.2 |
| 4. Darrelle Revis, N.E.   | 41   | 557  | 72.6 |
| 5. Desmond Trufant, Atl.  | 54   | 649  | 74.0 |



Started the Chris Harris Jr. Foundation to support “underdogs”—individuals, particularly children, who are at a disadvantage because of circumstances beyond their control... Holds a free Underdog Football Skills Academy in Denver as well as his hometown of Tulsa, Okla.... Volunteers with his wife Leah in the Big Brothers Big Sisters program... Selected as the Broncos’ 2014 Ed Block Courage Award winner for his commitment to the principles of sportsmanship and courage... Named the 2013 winner of the Darrent Williams Good Guy Award, an award given for accountability and accessibility in the day-to-day workings of the season presented by the Denver chapter of the Pro Football Writers of America... Chris Harris Jr. was born on June 18, 1989, in Bixby, Okla.

### HARRIS JR.'S REGULAR SEASON RECORD

| Year          | Club   | G  | S  | UT  | A  | TT  | S-Yds.   | I-Yds. | PD | FF | FR | TD-Int. | TD-FR | S | Pts. |
|---------------|--------|----|----|-----|----|-----|----------|--------|----|----|----|---------|-------|---|------|
| 2011          | Denver | 16 | 4  | 56  | 9  | 65  | 0-0      | 1-15   | 6  | 0  | 0  | 0       | 0     | 0 | 0    |
| 2012          | Denver | 15 | 12 | 51  | 10 | 61  | 2.5-17.5 | 3-144  | 9  | 0  | 0  | 2       | 0     | 0 | 12   |
| 2013          | Denver | 16 | 15 | 58  | 7  | 65  | 0-0      | 3-1    | 14 | 0  | 0  | 0       | 0     | 0 | 0    |
| 2014          | Denver | 16 | 16 | 51  | 4  | 55  | 1-2      | 3-52   | 17 | 1  | 1  | 0       | 0     | 0 | 0    |
| 2015          | Denver | 16 | 16 | 49  | 9  | 58  | 0-0      | 2-94   | 6  | 2  | 0  | 1       | 0     | 0 | 6    |
| 2016          | Denver | 10 | 10 | 42  | 4  | 44  | 0-0      | 1-0    | 8  | 1  | 1  | 0       | 0     | 0 | 0    |
| CAREER TOTALS |        | 89 | 73 | 305 | 43 | 348 | 3.5-19.5 | 13-306 | 60 | 4  | 2  | 3       | 0     | 0 | 18   |

**ADDITIONAL STATISTICS:** *Special-teams tackles* — 2011 (6), TOTAL (6). *Special-teams fumble recoveries* — 2011 (1), 2012 (1), TOTAL (2).

### HARRIS JR.'S POSTSEASON RECORD

| Year          | Club   | G | S | UT | A | TT | S-Yds. | I-Yds. | PD | FF | FR | TD-Int. | TD-FR | S | Pts. |
|---------------|--------|---|---|----|---|----|--------|--------|----|----|----|---------|-------|---|------|
| 2011          | Denver | 2 | 1 | 7  | 6 | 13 | 0-0    | 0-0    | 0  | 0  | 0  | 0       | 0     | 0 | 0    |
| 2012          | Denver | 1 | 1 | 3  | 0 | 3  | 0-0    | 0-0    | 4  | 0  | 0  | 0       | 0     | 0 | 0    |
| 2013          | Denver | 1 | 1 | 2  | 0 | 2  | 0-0    | 0-0    | 1  | 0  | 0  | 0       | 0     | 0 | 0    |
| 2014          | Denver | 1 | 1 | 3  | 0 | 3  | 0-0    | 0-0    | 1  | 0  | 0  | 0       | 0     | 0 | 0    |
| 2015          | Denver | 3 | 3 | 12 | 2 | 14 | 1-4    | 0-0    | 2  | 0  | 0  | 0       | 0     | 0 | 0    |
| CAREER TOTALS |        | 8 | 7 | 27 | 8 | 35 | 1-4    | 0-0    | 8  | 0  | 0  | 0       | 0     | 0 | 0    |

### HARRIS JR.'S SINGLE-GAME HIGHS

*(Postseason in parentheses)*

**Tackles** — 11 vs. Jacksonville, 10/13/13 (8 at New England, 1/14/12). **Interceptions** — 2 at San Diego, 10/15/12 (none). **Interception return yards** — 98 at Baltimore, 12/16/12 (none). **Passes defended** — 4 vs. Arizona, 10/5/14 (4 vs. Baltimore, 1/12/13). **Sacks** — 1, three times, last vs. Buffalo, 12/7/14 (1 vs. Carolina, 2/7/16). **Sack yards** — 11 vs. Oakland, 9/30/12 (4 vs. Carolina, 2/7/16). **Forced fumbles** — 1, twice, vs. Houston, 10/24/16 (none). **Fumble recoveries** — 1, twice, vs. Houston, 10/24/16 (none).

### CHRIS HARRIS JR.'S 2016 BY-GAME

*(Victories asterisked)*

| 2016 DENVER (7-3) |                   | TACKLES |       |    |    |        |        |     |    |    |   |  |  |  |  |  |
|-------------------|-------------------|---------|-------|----|----|--------|--------|-----|----|----|---|--|--|--|--|--|
| Date              | Opponent          | P/S     | UT    | A  | TT | S-Yds. | I-Yds. | PD  | FF | FR |   |  |  |  |  |  |
| Sep 8             | vs. Carolina*     | S       | 2     | 0  | 2  | 0-0    | 1-0    | 3   | 0  | 0  |   |  |  |  |  |  |
| Sep 18            | vs. Indianapolis* | S       | 3     | 0  | 3  | 0-0    | 0-0    | 1   | 0  | 0  |   |  |  |  |  |  |
| Sep 25            | at Cincinnati*    | S       | 4     | 1  | 5  | 0-0    | 0-0    | 1   | 0  | 0  |   |  |  |  |  |  |
| Oct 2             | at Tampa Bay*     | S       | 4     | 0  | 4  | 0-0    | 0-0    | 0   | 0  | 0  |   |  |  |  |  |  |
| Oct 9             | vs. Atlanta       | S       | 4     | 1  | 5  | 0-0    | 0-0    | 1   | 0  | 0  |   |  |  |  |  |  |
| Oct 13            | at San Diego      | S       | 6     | 0  | 6  | 0-0    | 0-0    | 0   | 0  | 0  |   |  |  |  |  |  |
| Oct 24            | vs. Houston*      | S       | 6     | 1  | 7  | 0-0    | 0-0    | 0   | 1  | 1  |   |  |  |  |  |  |
| Oct 30            | vs. San Diego*    | S       | 5     | 1  | 6  | 0-0    | 0-0    | 1   | 0  | 0  |   |  |  |  |  |  |
| Nov 6             | at Oakland        | S       | 4     | 0  | 4  | 0-0    | 0-0    | 0   | 0  | 0  |   |  |  |  |  |  |
| Nov 13            | at New Orleans*   | S       | 2     | 0  | 2  | 0-0    | 0-0    | 1   | 0  | 0  |   |  |  |  |  |  |
| Season Totals     |                   |         | 10/10 | 40 | 4  | 44     | 0-0    | 1-0 | 8  | 1  | 1 |  |  |  |  |  |



# JEFF HEURMAN

82

**TIGHT END**

6-5 • 255 • 2ND YR. • OHIO STATE

**BORN:** Nov. 24, 1992, in Naples, Fla.

**HIGH SCHOOL:** Barron Collier High School, Naples, Fla.

**ACQUIRED:** Draft #3 (92nd overall), 2015

**NFL YEAR:** 2nd • **YEAR WITH BRONCOS:** 2nd

**NFL GAMES PLAYED/STARTED:** 7/0



## HEURMAN AT A GLANCE:

- A second-year tight end who has played seven games after missing his initial NFL season in 2015 with a knee injury suffered during rookie mini camp.
- Played 51 career games (36 starts) at Ohio State University, totaling 52 receptions for 792 yards (15.2 avg.) with seven touchdowns in four seasons.
- Tallied 17 catches for 207 yards (12.2 avg.) with two touchdowns as a senior team co-captain, helping the Buckeyes to the 2014 College Football Playoff National Championship.
- Selected by the Broncos in the third round (92nd overall) of the 2015 NFL Draft.

**CAREER TRANSACTIONS:** Signed by Denver as a draft choice 6/4/15.



**2016:** Heurman was inactive vs. Car. (9/8) and vs. Ind. (9/18)... Made his NFL debut and made one catch for 29 yards at Cin. (9/25)... Caught one pass for 19 yards at T.B. (10/2)... Played vs. Atl. (10/9)... Was inactive at S.D. (10/13)... Played on offense vs. Hou. (10/24), vs. S.D. (10/30), at Oak. (11/6) and at N.O. (11/13).

**2015:** Selected by the Broncos in the third round of the 2015 NFL Draft (92nd overall), Heurman tore his ACL in rookie mini camp and missed the 2015 season.

**COLLEGE:** Heurman played 51 career games (36 starts) at Ohio State University, totaling 52 receptions for 792 yards (15.2 avg.) with seven touchdowns in four seasons... Served as one of Ohio State University's co-captains, starting 14-of-15 games played and tallying 17 catches for 207 yards (12.2 avg.) with two touchdowns his senior year... Named a second-team All-Big Ten Conference selection and was on the John Mackey Award (nation's top tight end) mid-season watch list... Started all 14 games as a junior, recording career highs in receptions (26), receiving yards (466) and touchdowns (4) while earning All-Big Ten honorable mention honors... Led all Buckeyes receivers with 17.9 yards per reception... Named the Mackey Award Player of the Week following his career-best five-catch, 116-yard receiving outing vs. Purdue (11/2/13).

**PERSONAL:** Heurman earned all-conference, all-area and all-district honors as a senior at Barron Collier High School in Naples, Fla... Led Barron Collier to three District 3A titles... Played hockey for eight years and competed on the junior circuit... His father, Paul, was a basketball captain at Michigan and his brother, Mike, played tight end at Notre Dame... Last name is pronounced HIRE-mun... Jeff Heurman was born on Nov. 24, 1992, in Naples, Fla.

## HEURMAN'S REGULAR SEASON RECORD

| Year                 | Club   | G        | S        | RECEIVING |           |             |           | TD       | TDr      | SCORING  |          |          |
|----------------------|--------|----------|----------|-----------|-----------|-------------|-----------|----------|----------|----------|----------|----------|
|                      |        |          |          | No.       | Yds.      | Avg.        | LG        |          |          | TDp      | TDrt     | 2pt      |
| 2015                 | Denver |          |          |           |           |             |           |          |          |          |          |          |
| 2016                 | Denver | 7        | 0        | 2         | 48        | 24.0        | 29        | 0        | 0        | 0        | 0        | 0        |
| <b>CAREER TOTALS</b> |        | <b>7</b> | <b>0</b> | <b>2</b>  | <b>48</b> | <b>24.0</b> | <b>29</b> | <b>0</b> | <b>0</b> | <b>0</b> | <b>0</b> | <b>0</b> |

## JEFF HEURMAN'S 2016 GAME-BY-GAME

(Victories asterisked)

| 2016 DENVER (7-3)    |                   | P/S | RECEIVING  |          |           |             | SCORING   |          |          |
|----------------------|-------------------|-----|------------|----------|-----------|-------------|-----------|----------|----------|
| Date                 | Opponent          |     | No.        | Yds.     | Avg.      | LG          | TD        | 2pt.     | Pts.     |
| Sep 8                | vs. Carolina*     |     |            |          |           |             |           |          |          |
| Sep 18               | vs. Indianapolis* |     |            |          |           |             |           |          |          |
| Sep 25               | at Cincinnati*    | P   | 1          | 29       | 29.0      | 29          | 0         | 0        |          |
| Oct 2                | at Tampa Bay*     | P   | 1          | 19       | 19.0      | 19          | 0         | 0        |          |
| Oct 9                | vs. Atlanta       | P   | 0          | 0        | —         | —           | 0         | 0        |          |
| Oct 13               | at San Diego      |     |            |          |           |             |           |          |          |
| Oct 24               | vs. Houston*      | P   | 0          | 0        | —         | —           | 0         | 0        |          |
| Oct 30               | vs. San Diego*    | P   | 0          | 0        | —         | —           | 0         | 0        |          |
| Nov 6                | at Oakland        | P   | 0          | 0        | —         | —           | 0         | 0        |          |
| Nov 13               | at New Orleans*   | P   | 0          | 0        | —         | —           | 0         | 0        |          |
| <b>Season Totals</b> |                   |     | <b>7/0</b> | <b>2</b> | <b>48</b> | <b>24.0</b> | <b>29</b> | <b>0</b> | <b>0</b> |



# ANDY JANOVICH

32

FULLBACK



6-1 • 238 • NEBRASKA

BORN: May 23, 1993, in Gretna, Neb.

HIGH SCHOOL: Gretna (Neb.) High School

ACQUIRED: Draft #6 (176th overall), 2016

NFL YEAR: 1st • YEAR WITH BRONCOS: 1st

NFL GAMES PLAYED/STARTED: 10/4

## JANOVICH AT A GLANCE:

- A rookie fullback who appeared in 50 games (10 starts) for the University of Nebraska, contributing on offense and special teams.
- Led Nebraska with 13 special-teams tackles in 2015, earning honorable mention All-Big Ten Conference accolades.
- Attended Gretna (Neb.) High School, where he was named first-team All-Nebraska by the *Omaha World-Herald* as a linebacker,
- Selected by the Broncos in the sixth round (176th overall) of the 2016 NFL Draft.



**2016:** Selected by the Broncos in the sixth round (176th overall) of the 2016 NFL Draft, Janovich scored on a 28-yard touchdown run on his first NFL carry vs. Car. (9/8)... Became just the third player in franchise history over the last 30 years to score on his first career rushing attempt... Caught one pass for 11 yards vs. Ind. (9/18)... Started his first NFL game, rushed once for two yards and caught one pass for 13 yards at Cin. (9/25)... Made one special-teams tackle at T.B. (10/2)... Rushed once for 2 yards vs. Atl. (10/9)... Saw action at S.D. (10/13)... Caught one pass for 12 yards and carried one time for one yard vs. Hou. (10/24)... Played on offense and special teams vs. S.D. (10/30) and at Oak. (11/6)... Caught one pass for nine yards at N.O. (11/13).

**COLLEGE:** Janovich appeared in 50 games (10 starts) for the University of Nebraska, contributing on offense at fullback and on various special-teams units... Appeared in 13 games (6 starts) as a senior, finishing with 42 carries for 265 yards (6.3 avg.) with three touchdowns and led the team with 13 special-teams tackles... Totaled 113 yards of offense vs. Southern Miss (9/27)... Saw action in 13 games (2 starts) and caught one pass for 16 yards in 2014... Awarded a scholarship prior to the start of his sophomore season and played 13 games, but did not register any statistics.

**HIGH SCHOOL:** Janovich attended Gretna (Neb.) High School, where he was named first-team All-Nebraska by the *Omaha World-Herald* as a linebacker and was part of the *Lincoln Journal Star's* second-team Super State squad as a senior... Led Gretna to the Nebraska Class B semifinals in his senior campaign, leading the team with 112 tackles and rushing for 799 yards with 18 touchdowns... Selected to play in the Nebraska Shrine Bowl... Enjoyed a perfect record during final two seasons in wrestling, winning the 2012 Class B 220-pound championship with a 46-0 record and 2011 the 189-pound title with a 53-0 record.

**PERSONAL:** Janovich majored in management at the University of Nebraska... Named to the Nebraska Scholar-Athlete Honor Roll in the spring of 2013... Andy Janovich was born on May 23, 1993, in Gretna, Neb.

## JANOVICH'S REGULAR SEASON RECORD

| Year                 | Club   | G         | S        | RUSHING  |           |            |            | RECEIVING |          |           |             | SCORING   |          |          |          |          |          |          |          |
|----------------------|--------|-----------|----------|----------|-----------|------------|------------|-----------|----------|-----------|-------------|-----------|----------|----------|----------|----------|----------|----------|----------|
|                      |        |           |          | No.      | Yds.      | Avg.       | LG         | TD        | No.      | Yds.      | Avg.        | LG        | TD       | TDp      | TDrt     | 2pt      | Pts.     |          |          |
| 2016                 | Denver | 10        | 4        | 4        | 33        | 8.3        | 28t        | 1         | 4        | 45        | 11.3        | 13        | 0        | 1        | 1        | 0        | 0        | 0        | 6        |
| <b>CAREER TOTALS</b> |        | <b>10</b> | <b>4</b> | <b>4</b> | <b>33</b> | <b>8.3</b> | <b>28t</b> | <b>1</b>  | <b>4</b> | <b>45</b> | <b>11.3</b> | <b>13</b> | <b>0</b> | <b>1</b> | <b>1</b> | <b>0</b> | <b>0</b> | <b>0</b> | <b>6</b> |

**ADDITIONAL STATISTICS:** Special-teams tackles — 2016 (2), TOTAL (2)

## JANOVICH'S SINGLE GAME HIGHS

(Postseason in parentheses)

**Rushes** — 1, 3x, last vs. Houston, 10/24/16. **Rushing yards** — 28 vs. Carolina, 9/8/16. **Longest rush** — 28t vs. Carolina, 9/8/16. **Rushing touchdowns** — 1 vs. Carolina, 9/8/16. **Receptions** — 1, 4x, last at New Orleans, 11/13/16. **Receiving yards** — 13 at Cincinnati, 9/25/16. **Longest reception** — 13 at Cincinnati, 9/25/16.

**ANDY JANOVICH'S 2016 GAME-BY-GAME**

*(Victories asterisked)*

| 2016 DENVER (7-3)    |                   | RUSHING |             |          |           |            |            | RECEIVING |          |           |             | SCORING   |          |          |
|----------------------|-------------------|---------|-------------|----------|-----------|------------|------------|-----------|----------|-----------|-------------|-----------|----------|----------|
| Date                 | Opponent          | P/S     | No.         | Yds.     | Avg.      | LG         | TD         | No.       | Yds.     | Avg.      | LG          | TD        | 2pt.     | Pts.     |
| Sep 8                | vs. Carolina*     | P       | 1           | 28       | 28.0      | 28t        | 1          | 0         | 0        | —         | —           | 0         | 0        | 6        |
| Sep 18               | vs. Indianapolis* | P       | 0           | 0        | —         | —          | 0          | 1         | 11       | 11.0      | 11          | 0         | 0        | 0        |
| Sep 25               | at Cincinnati*    | S       | 1           | 2        | 2.0       | 2          | 0          | 1         | 13       | 13.0      | 13          | 0         | 0        | 0        |
| Oct 2                | at Tampa Bay*     | P       | 0           | 0        | —         | —          | 0          | 0         | 0        | —         | —           | 0         | 0        | 0        |
| Oct 9                | vs. Atlanta       | S       | 1           | 2        | 2.0       | 2          | 0          | 0         | 0        | —         | —           | 0         | 0        | 0        |
| Oct 13               | at San Diego      | P       | 0           | 0        | —         | —          | 0          | 0         | 0        | —         | —           | 0         | 0        | 0        |
| Oct 24               | vs. Houston*      | S       | 1           | 1        | 1.0       | 1          | 0          | 1         | 12       | 12.0      | 12          | 0         | 0        | 0        |
| Oct 30               | vs. San Diego*    | S       | 0           | 0        | —         | —          | 0          | 0         | 0        | —         | —           | 0         | 0        | 0        |
| Nov 6                | at Oakland        | P       | 0           | 0        | —         | —          | 0          | 0         | 0        | —         | —           | 0         | 0        | 0        |
| Nov 13               | at New Orleans*   | P       | 0           | 0        | —         | —          | 0          | 1         | 9        | 9.0       | 9           | 0         | 0        | 0        |
| <b>Season Totals</b> |                   |         | <b>10/4</b> | <b>4</b> | <b>33</b> | <b>8.3</b> | <b>28t</b> | <b>1</b>  | <b>4</b> | <b>45</b> | <b>11.3</b> | <b>13</b> | <b>0</b> | <b>6</b> |



**DARIUS KILGO'S 2016 GAME-BY-GAME**

*(Victories asterisked)*

| 2016 DENVER (7-3)    |                   | TACKLES |            |          |          |          |            |            |          |          |
|----------------------|-------------------|---------|------------|----------|----------|----------|------------|------------|----------|----------|
| Date                 | Opponent          | P/S     | UT         | A        | TT       | S-Yds.   | I-Yds.     | PD         | FF       | FR       |
| Sep 8                | vs. Carolina*     | P       | 1          | 0        | 1        | 0-0      | 0-0        | 0          | 0        | 0        |
| Sep 18               | vs. Indianapolis* | P       | 0          | 1        | 1        | 0-0      | 0-0        | 0          | 0        | 0        |
| Sep 25               | at Cincinnati*    | P       | 1          | 0        | 1        | 0-0      | 0-0        | 0          | 0        | 0        |
| Oct 2                | at Tampa Bay*     | P       | 0          | 0        | 0        | 0-0      | 0-0        | 0          | 0        | 0        |
| Oct 9                | vs. Atlanta       | P       | 0          | 1        | 1        | 0-0      | 0-0        | 0          | 0        | 0        |
| Oct 13               | at San Diego      | P       | 0          | 0        | 0        | 0-0      | 0-0        | 0          | 0        | 0        |
| Oct 24               | vs. Houston*      | P       | 0          | 1        | 1        | 0-0      | 0-0        | 0          | 0        | 0        |
| Oct 30               | vs. San Diego*    | P       | 0          | 0        | 0        | 0-0      | 0-0        | 0          | 0        | 0        |
| Nov 6                | at Oakland        |         |            | INACTIVE |          |          |            |            |          |          |
| Nov 13               | at New Orleans*   | P       | 0          | 0        | 0        | 0-0      | 0-0        | 0          | 0        | 0        |
| <b>Season Totals</b> |                   |         | <b>9/0</b> | <b>2</b> | <b>3</b> | <b>5</b> | <b>0-0</b> | <b>0-0</b> | <b>0</b> | <b>0</b> |





# CASEY KREITER

42

## LONG SNAPPER

6-1 • 250 • 1st Yr. • IOWA

**BORN:** Aug. 13, 1990, in DeWitt, Iowa

**HIGH SCHOOL:** Central High School, DeWitt, Iowa

**ACQUIRED:** Free Agent, 2016

**NFL YEAR:** 1st • **YEAR WITH BRONCOS:** 1st

**NFL GAMES PLAYED/STARTED:** 10/0



### KREITER AT A GLANCE:

- A first-year long snapper who made the active roster with Denver in 2016 after spending training camp with Dallas in 2014 and 2015.
- Snapped in 40 games for the University of Iowa, earning honorable mention All-Big Ten Conference honors as a senior.
- Joined the Broncos as a free agent on March 17, 2016.
- Entered the NFL with Dallas as a college free agent on May 12, 2014.

**CAREER TRANSACTIONS:** Signed Dallas as a college free agent 5/12/14; Waived by Dallas 8/36/14; Signed by Dallas 3/17/15; Waived by Dallas 8/31/15; Signed by Denver 4/7/16.



**2016:** Kreiter made his NFL debut vs. Car. (9/8)... Snapped vs. Ind. (9/18), at Cin. (9/25), at T.B. (10/2) and vs. Atl. (10/9)... Snapped and made one special-teams tackle at S.D. (10/13)... Snapped vs. Hou. (10/24), vs. S.D. (10/30), at Oak. (11/6) and at N.O. (11/13).

**2015:** Kreiter competed with Dallas in training camp.

**2014:** Kreiter spent training camp with Dallas.

**COLLEGE:** Kreiter snapped in 40 games for the University of Iowa, earning honorable mention All-Big Ten Conference honors as a senior... Recorded nine special-teams tackles during his career on punt coverage... Named Academic All-Big Ten in his last three seasons in college.

**PERSONAL:** Kreiter attended Central High School in DeWitt, Iowa, where he earned first team all-state honors as a senior and second team accolades as a junior... Competed in wrestling, baseball and track and field... Spent his time out of football teaching in Iowa... Casey Kreiter was born on Aug. 13, 1990, in DeWitt, Iowa.

### KREITER'S REGULAR SEASON RECORD

| Year                 | Club   | G         | S        |
|----------------------|--------|-----------|----------|
| 2016                 | Denver | 10        | 0        |
| <b>CAREER TOTALS</b> |        | <b>10</b> | <b>0</b> |

***ADDITIONAL STATISTICS:*** Special-teams tackles — 2016 (1), TOTAL (1)

**CODY LATIMER****14****WIDE RECEIVER****6-2 • 215 • 3RD YR. • INDIANA****BORN:** Oct. 10, 1992, in Dayton, Ohio**HIGH SCHOOL:** Jefferson Township High School, Dayton, Ohio**ACQUIRED:** Draft #2 (56th overall), 2014**NFL YEAR:** 3rd • **YEAR WITH BRONCOS:** 3rd**NFL GAMES PLAYED/STARTED:** 29/2 • **POSTSEASON GP/GS:** 3/0**LATIMER AT A GLANCE:**

- A third-year wide receiver who played 29 regular-season games (2 starts) and three postseason contests in his first three seasons with Denver.
- Caught six passes for 59 yards (9.8 avg.) with one touchdown and added four special-teams tackles in 2015.
- Totaled two receptions for 23 yards (11.5 avg.) and two kickoff returns for 22 yards (11.0 avg.) during his rookie season in 2014.
- Opened 24-of-32 games at Indiana University and finished his collegiate career ranked seventh in school history in receptions (135) and yards (2,042).
- Made at least one catch in every game played for Indiana, tying for the fourth most 100-yard receiving games (7) by a Hoosier.
- Selected by the Broncos in the second round (56th overall) of the 2014 NFL Draft.

**CAREER TRANSACTIONS:** Signed by Denver as a draft choice 6/2/14.

**2016:** Latimer posted two special-teams tackles vs. Car. (9/8)... Caught two passes for 12 yards (6.0 avg.) and made one special-teams stop vs. Ind. (9/18)... Caught one pass for 10 yards and returned three kickoffs for 83 yards (27.7 avg.)—his 46-yard kickoff return in the second quarter was the longest such play by the Broncos since Dec. 28, 2014—at Cin. (9/25)... Saw action on offense and special teams at T.B. (10/2)... Returned three kickoffs for 65 yards (21.7 avg.) vs. Atl. (10/9)... Was active, but left the game early with a concussion at S.D. (10/13)... Was inactive vs. Hou. (10/24), vs. S.D. (10/30) and at Oak. (11/6)... Played at N.O. (11/13).

**2015:** Latimer played 14 regular-season games (1 start) and three postseason contests, making six catches for 59 yards (9.8 avg.) with one touchdown... Caught three passes for 30 yards (10.0 avg.) vs. K.C. (11/15)... Made his first career start and caught two passes for 22 yards (11.0 avg.) with one touchdown at Chi. (11/22)... Recorded a pair of catches for 18 yards (9.0 avg.) in Denver's AFC Divisional Playoff Game vs. Pit. (1/17)... Caught one pass for 13 yards and made two special-teams tackles in the Broncos' AFC Championship Game vs. N.E. (1/24)... Saw action on offense and special teams in Denver's Super Bowl 50 victory vs. Car. (2/7).

**2014:** Selected by the Broncos in the second round (56th overall) of the 2014 NFL Draft, Latimer appeared in eight regular-season games as a rookie and totaled two receptions for 23 yards (11.5 avg.) and two kickoff returns for 22 yards (11.0 avg.)... Made his Broncos debut in the season opener vs. Ind. (9/7) and saw action in 10 special-teams plays... Recorded his first career kickoff return (8 yds.) at N.E. (11/2)... Hauled in his first career reception at Oak. (11/9).

**COLLEGE:** Latimer played 32 games (24 starts) at Indiana University and finished his collegiate career ranked seventh in school history in receptions (135) and yards (2,042)... Made at least one catch in every game played for the Hoosiers, tying for the fourth most 100-yard receiving games (7) at Indiana... Started all 12 games as a senior and led the team with 72 receptions for 1,096 yards (15.2 avg.) with nine touchdowns... Named a second-team All-Big Ten Conference selection for the second consecutive season and was recognized as Indiana's Anthony Thompson Most Valuable Player.

**PERSONAL:** Latimer competed at wide receiver and defensive back at Jefferson Township High School in Dayton, Ohio, where he was named a first-team all-conference selection following his senior season... Scored 12 offensive touchdowns, one defensive touchdown and five special-teams touchdowns during his final prep campaign... Latimer's late father, Colby, was a member of the Bowling Green football team in 1986... Raises money for the American Cancer Society by donating proceeds from T-shirt sales on his personal website... Cody Derek Latimer was born on Oct. 10, 1992, in Dayton, Ohio.

**LATIMER'S REGULAR SEASON RECORD**

| Year                 | Club   | G         | S        | RECEIVING |            |            |             | PUNT RETURNS |          |            |          | KICKOFF RETURNS |          |            |             |             |
|----------------------|--------|-----------|----------|-----------|------------|------------|-------------|--------------|----------|------------|----------|-----------------|----------|------------|-------------|-------------|
|                      |        |           |          | No.       | Yds.       | Avg.       | LG TD       | No.          | Yds.     | Avg.       | LG TD    | No.             | Yds.     | Avg.       | LG TD       |             |
| 2014                 | Denver | 8         | 0        | 2         | 23         | 11.5       | 14 0        | 0            | 0        | 0.0        | —        | 0               | 2        | 22         | 11.0        | 14 0        |
| 2015                 | Denver | 14        | 1        | 6         | 59         | 9.8        | 15 1        | 0            | 0        | —          | —        | 0               | 0        | 27         | —           | 27 0        |
| 2016                 | Denver | 7         | 1        | 3         | 22         | 7.3        | 10 0        | 0            | 0        | —          | —        | 0               | 6        | 148        | 24.7        | 46 0        |
| <b>CAREER TOTALS</b> |        | <b>29</b> | <b>2</b> | <b>11</b> | <b>104</b> | <b>9.5</b> | <b>15 1</b> | <b>0</b>     | <b>0</b> | <b>0.0</b> | <b>—</b> | <b>0</b>        | <b>8</b> | <b>197</b> | <b>24.6</b> | <b>46 0</b> |

**ADDITIONAL STATISTICS:** Special-teams tackles — 2015 (4), 2016 (3), TOTAL (7). Miscellaneous tackles — 2015 (1), TOTAL (1). Rushing — 2015 (2 rushes for 1 yard (0.5 avg., 0 TD)), TOTAL (2 rushes for 1 yard (0.5 avg., 0 TD)).

**LATIMER'S POSTSEASON RECORD**

| Year                 | Club   | G        | S        | RECEIVING |           |            |             | PUNT RETURNS |          |            |          | KICKOFF RETURNS |          |          |            |            |
|----------------------|--------|----------|----------|-----------|-----------|------------|-------------|--------------|----------|------------|----------|-----------------|----------|----------|------------|------------|
|                      |        |          |          | No.       | Yds.      | Avg.       | LG TD       | No.          | Yds.     | Avg.       | LG TD    | No.             | Yds.     | Avg.     | LG TD      |            |
| 2014                 | Denver | 0        | 0        | 0         | 0         | 0.0        | — 0         | 0            | 0        | 0.0        | —        | 0               | 0        | 0        | 0.0        | — 0        |
| 2015                 | Denver | 3        | 0        | 2         | 18        | 9.0        | 12 0        | 0            | 0        | 0.0        | —        | 0               | 0        | 0        | 0.0        | — 0        |
| <b>CAREER TOTALS</b> |        | <b>3</b> | <b>0</b> | <b>2</b>  | <b>18</b> | <b>9.0</b> | <b>12 0</b> | <b>0</b>     | <b>0</b> | <b>0.0</b> | <b>—</b> | <b>0</b>        | <b>0</b> | <b>0</b> | <b>0.0</b> | <b>— 0</b> |

**ADDITIONAL STATISTICS:** Special-teams tackles — 2015 (2), TOTAL (2).

**CODY LATIMER'S 2016 GAME-BY-GAME**

(Victories asterisked)

| 2016 DENVER (7-3)    |                   | RECEIVING |            |          |           |            |             | SCORING    |  |
|----------------------|-------------------|-----------|------------|----------|-----------|------------|-------------|------------|--|
| Date                 | Opponent          | P/S       | No.        | Yds.     | Avg.      | LG TD      | 2pt.        | Pts.       |  |
| Sep 8                | vs. Carolina*     | P         | 0          | 0        | —         | — 0        | 0           | 0          |  |
| Sep 18               | vs. Indianapolis* | S         | 2          | 12       | 6.0       | 8 0        | 0           | 0          |  |
| Sep 25               | at Cincinnati*    | P         | 1          | 10       | 10.0      | 10 0       | 0           | 0          |  |
| Oct 2                | at Tampa Bay*     | P         | 0          | 0        | —         | — 0        | 0           | 0          |  |
| Oct 9                | vs. Atlanta       | P         | 0          | 0        | —         | — 0        | 0           | 0          |  |
| Oct 13               | at San Diego      | P         | 0          | 0        | —         | — 0        | 0           | 0          |  |
| Oct 24               | vs. Houston*      |           |            |          | INACTIVE  |            |             |            |  |
| Oct 30               | vs. San Diego*    |           |            |          | INACTIVE  |            |             |            |  |
| Nov 6                | at Oakland        |           |            |          | INACTIVE  |            |             |            |  |
| Nov 13               | at New Orleans*   | P         | 0          | 0        | —         | — 0        | 0           | 0          |  |
| <b>Season Totals</b> |                   |           | <b>7/1</b> | <b>3</b> | <b>22</b> | <b>7.3</b> | <b>10 0</b> | <b>0 0</b> |  |



# PAXTON LYNCH

12

QUARTERBACK

6-7 • 245 • MEMPHIS

**BORN:** Feb. 12, 1994, in San Antonio

**HIGH SCHOOL:** Trinity Christian Academy, Deltona, Fla.

**ACQUIRED:** Draft #1 (26th overall), 2016

**NFL YEAR:** 1st • **YEAR WITH BRONCOS:** 1st

**NFL GAMES PLAYED/STARTED:** 2/1



## LYNCH AT A GLANCE:

- A rookie quarterback who started all 38 games played at the University of Memphis, completing 758-of-1,205 passes (62.9%) for 8,863 yards with 59 touchdowns and 23 interceptions in addition to rushing for 17 scores.
- Finished second in school history in career passing yards (8,863), touchdown passes (59) and completion percentage (62.9).
- Led the Tigers to a 9-4 record as a junior in 2015, completing 296-of-443 passes for 3,776 yards (66.8%) with 28 touchdowns and four interceptions.
- Earned All-American Athletic Conference honors following his final two collegiate seasons.
- Selected by the Broncos in the first round (26th overall) of the 2016 NFL Draft.



**2016:** Selected by the Broncos in the first round (26th overall) of the 2016 NFL Draft, Lynch was active but did not play vs. Car. (9/8), vs. Ind. (9/18) and at Cin. (9/25)... Made his NFL debut when he entered the game in the second quarter at T.B. (10/2), finishing 14-of-24 passing for 170 yards with one touchdown (94.1 rtg.)... Made his first career start vs Atl. (10/9), and completed 23-of-35 passes (65.7%) for 223 yards with one touchdown and one interception (81.0 rtg.)... Was active but did not play at S.D. (10/13), vs. Hou. (10/24), vs. S.D. (10/30), at Oak. (11/6) and at N.O. (11/13).

**COLLEGE:** Lynch opened all 38 games played at the University of Memphis, completing 758-of-1,205 passes (62.9%) for 8,863 yards with 59 touchdowns and 23 interceptions in addition to rushing for 17 scores... Started all 13 games in his final collegiate season as a redshirt junior, completing 296-of-443 passes (66.8%) for 3,776 yards with 28 touchdowns and four interceptions... Named one of five finalists for the Johnny Unitas Golden Arm Award and a semifinalist for the Davey O'Brien National Quarterback Award and the 79th Maxwell Award in addition to first-team All-American Conference... Tied an NCAA record for the most touchdown passes (7) in a half in the first half against SMU (11/28/15)... Started all 13 games for the Tigers in 2014, completing 259-of-413 passes (62.7%) for 3,031 yards with 22 touchdown and nine interceptions in addition to rushing for 321 yards and 13 scores... Established a school record for total yards of offense (3,352) while earning AAC second-team honors... Started 12 games as a redshirt freshman, throwing for 2,056 yards on 203-of-349 passing (58.2%) with nine touchdowns and 10 interceptions... Redshirted during his true freshman season at Memphis.

**HIGH SCHOOL:** Lynch played quarterback at Trinity Christian Academy in Deltona, Fla.... Passed for more than 3,000 yards combined during is junior and senior seasons despite missing half of his final season with a knee injury... Threw for 237 yards and three touchdowns in the Central Florida All-Star Game in December of 2011, earning the game's MVP award.

**PERSONAL:** Lynch majored in Sports and Leisure Management at the University of Memphis... Earned Tiger 3.0 list recognition for the Fall 2012, Spring 2013 and Spring 2014 semesters... Paxton Lynch was born on Feb. 12, 1994, in San Antonio.

## LYNCH'S REGULAR SEASON RECORD

| Year                 | Club   | G        | S        | Att.      | Comp.     | Pct.        | PASSING    |            |          | % Int.     | % LG     | Sack/Yds.  | Rtg.      |             |             |
|----------------------|--------|----------|----------|-----------|-----------|-------------|------------|------------|----------|------------|----------|------------|-----------|-------------|-------------|
|                      |        |          |          |           |           |             | Yds.       | Yds./Att.  | TD       |            |          |            |           |             |             |
| 2016                 | Denver | 2        | 1        | 59        | 37        | 62.7        | 393        | 6.7        | 2        | 3.4        | 1        | 1.7        | 31        | 7/31        | 86.3        |
| <b>CAREER TOTALS</b> |        | <b>2</b> | <b>1</b> | <b>59</b> | <b>37</b> | <b>62.7</b> | <b>393</b> | <b>6.7</b> | <b>2</b> | <b>3.4</b> | <b>1</b> | <b>1.7</b> | <b>31</b> | <b>7/31</b> | <b>86.3</b> |

**ADDITIONAL STATISTICS:** Miscellaneous FR — 2016 (1), TOTAL (1).

**PAXTON LYNCH'S 2016 GAME-BY-GAME**

*(Victories asterisked)*

| 2016 DENVER (7-3)       |            | PASSING   |           |            |             |          |          |           |             |             |          | RUSHING   |            |          |          |
|-------------------------|------------|-----------|-----------|------------|-------------|----------|----------|-----------|-------------|-------------|----------|-----------|------------|----------|----------|
| Opponent                | P/S        | Att.      | Comp.     | Yds.       | Pct.        | TD       | INT      | LG        | S/Yds.      | Rtg.        | Att.     | Yds.      | Avg.       | LG       | TD       |
| vs. Car. (9/8)*         |            |           |           |            |             | DNP      |          |           |             |             |          |           |            |          |          |
| vs. Ind. (9/18)*        |            |           |           |            |             | DNP      |          |           |             |             |          |           |            |          |          |
| at Cin. (9/25)*         |            |           |           |            |             | DNP      |          |           |             |             |          |           |            |          |          |
| at T.B. (10/2)*         | P          | 24        | 14        | 170        | 58.3        | 1        | 0        | 31        | 1/0         | 94.1        | 3        | -4        | -1.3       | -1       | 0        |
| vs. Atl. (10/9)         | S          | 35        | 23        | 223        | 65.7        | 1        | 1        | 26        | 6/40        | 81.0        | 6        | 18        | 3.0        | 8        | 0        |
| GAMES 6-10              |            |           |           |            |             | DNP      |          |           |             |             |          |           |            |          |          |
| <b>Preseason Totals</b> | <b>2/1</b> | <b>59</b> | <b>37</b> | <b>393</b> | <b>62.7</b> | <b>2</b> | <b>1</b> | <b>31</b> | <b>7/40</b> | <b>86.3</b> | <b>9</b> | <b>14</b> | <b>1.6</b> | <b>6</b> | <b>0</b> |

**BRANDON MARSHALL****54****INSIDE LINEBACKER****6-1 • 238 • 5TH YR. • NEVADA****BORN:** Sept. 10, 1989, in Las Vegas**HIGH SCHOOL:** Cimarron-Memorial High School, Las Vegas**ACQUIRED:** Free Agent, 2013**NFL YEAR:** 5th • **YEAR WITH BRONCOS:** 4th**NFL GAMES PLAYED/STARTED:** 45/38 • **POSTSEASON GP/GS:** 7/4**MARSHALL AT A GLANCE:**

- A fifth-year linebacker who played 45 career regular-season games (38 starts) and seven playoff contests (4 starts) during his first five NFL seasons with Jacksonville (2012) and Denver (2013-16).
- Finished second on the Broncos with 101 tackles (76 solo) in 2015 in addition to tallying 1.5 sacks (10.5 yds.), one interception, four passes defended and two forced fumbles.
- Voted by his teammates as the co-recipient of the 2015 Ed Block Courage Award after coming back from a foot injury to post his second consecutive 100-plus tackle season.
- Selected by the local media as the recipient of the Darrent Williams Good Guy Award in 2015, given annually to the Bronco who best exemplifies Williams' enthusiasm, cooperation and honesty while dealing with members of the press.
- Named a 2015 Broncos Community Ambassador award winner.
- Led the Broncos with 110 tackles (88 solo) in 2014 with that total ranking second in the NFL among first-year defensive starters.
- Spent the majority of the 2013 season on the Broncos' practice squad before being elevated to the active roster and appearing in four games (1 reg. season, 3 postseason).
- Saw action in five games for the Jaguars as a rookie in 2012 and contributed three special-teams tackles for the club.
- Totaled 259 career tackles, including 40 stops for a loss, as a four-year starter at the University of Nevada.
- Joined the Broncos as a practice-squad signee on Sept. 2, 2013.
- Selected by Jacksonville in the fifth round (142nd overall) of the 2012 NFL Draft.

**CAREER TRANSACTIONS:** Signed by Jacksonville as a draft choice 6/5/12; Waived by Jacksonville 10/27/12; Signed by Jacksonville 10/30/12; Waived by Jacksonville 11/1/12; Signed by Jacksonville (practice squad) 11/5/12; Signed by Jacksonville (active roster) 12/18/12; Waived by Jacksonville 8/30/13; Signed by Denver (practice squad) 9/2/13; Signed by Denver (active roster) 12/24/13.



**2016:** Marshall recorded six solo tackles vs. Car. (9/8)... Totaled four solo stops and one pass defended vs. Ind. (9/18)... Led the team with nine tackles (4 solo) at Cin. (9/25)... Notched six tackles (5 solo) at T.B. (10/9)... Posted three tackles (2 solo) vs. Atl. (10/9)... Tallied six tackles (5 solo) at S.D. (10/13)... Registered four tackles (2 solo) vs. Hou. (10/24)... Was inactive vs. S.D. (10/30)... Made two solo tackles and one pass defended at Oak. (11/6)... Recorded two solo stops at N.O. (11/13).

**2015:** Marshall started all 16 regular-season games and all three postseason contests, totaling 100-plus tackles (101) for the second consecutive season and adding 1.5 sacks (10.5 yds.), one interception, four passes defended and two forced fumbles... Teamed with ILB Danny Trevathan to become the first pair of Broncos since 2009 with 100-plus tackles each in a single season... Registered 14 tackles (9 solo), two passes defended and one forced fumble in three postseason games... Made five tackles (4 solo) and forced a fumble that led to CB Bradley Roby's 21-yard game-winning fumble return with 0:27 remaining at K.C. (9/17)... Led the team with 12 tackles (11 solo) at Det. (9/27)... Picked off Steelers QB Ben Roethlisberger in the fourth quarter at Pit. (12/20)... Notched four tackles (3 solo) and one pass defended in Denver's AFC Divisional Playoff Game vs. Pit. (1/17)... Posted five tackles (4 solo), one pass defended and one forced fumble in Denver's AFC Championship Game vs. N.E. (1/24)... Tallied five tackles (2 solo) in Denver's Super Bowl 50 victory vs. Car. (2/7).

**2014:** Marshall played in 14 regular-season games (13 starts), totaling a team-high 110 tackles (88 solo), two sacks (17 yds.), one interception (0 yds.), nine passes defended, one forced fumble and two special-teams stops... Racked up the second-most defensive stops by an NFL player in his first year as a starter in 2014... Totaled a career-best 15 tackles (13 solo) at Stl. (11/16)... Led the team with nine solo tackles vs. Buf. (12/7) and swatted down a career-high three passes defended to become just the sixth player in the NFL in 2014 to post at least nine tackles and three passes defended in a single game... Notched his first career sack



vs. K.C. (9/14)... Recorded his first career interception vs. Buf. (12/7)... Missed the final two games of the regular season with a foot injury before returning to start in Denver's AFC Divisional Playoff Game vs. Ind (1/11).

**2013:** Marshall spent the first 16 weeks of the 2013 season on Denver's practice squad after being waived by Jacksonville at the conclusion of training camp... Signed to the Broncos' active roster Dec. 24... Appeared in Denver's regular-season finale as well as all three playoff contests... Made his first career defensive tackle to go along with a special-teams stop at Oak. (12/29)... Contributed one special-teams tackle in Super Bowl XLVIII vs. Sea. (2/2).

**2012:** Selected by Jacksonville in the fifth round (142nd overall) of the 2012 NFL Draft, Marshall saw action in four of the team's first six games as a rookie before splitting time on the Jaguars' practice squad and active roster during the second half of the season... Posted three special-teams tackles.

**COLLEGE:** Marshall recorded 259 tackles (145 solo), 40 tackles for a loss, six sacks, three interceptions, seven fumble recoveries and three forced fumbles as a four-year starter at the University of Nevada... Made 102 tackles with 10 tackles for a loss as a senior to earn second-team All-Western Athletic Conference honors from Phil Steele Publications.

**PERSONAL:** Marshall played linebacker, running back and tight end at Cimarron-Memorial High School in Las Vegas, earning first-team All-Sunset Conference and second-team all-state as a senior... Finished his prep career with 68 tackles, 13 sacks, 57 quarterback pressures, four fumble recoveries and 10 offensive touchdowns... Partnered with the Rose Anom Center in December 2014 to host a clothing drive benefiting survivors of domestic violence... Participated in the teams' Hometown Huddle event in 2014, the Broncos' annual Play 60 event for the 16 branches of Boys & Girls Clubs of Metro Denver... Brandon Markiehl Marshall was born on Sept 10, 1989, in Las Vegas.

### MARSHALL'S REGULAR SEASON RECORD

| Year                  | Club       | G         | S         | UT         | A         | TT         | S-Yds.          | I-Yds.     | PD        | FF       | FR       | TD-Int.  | TD-FR    | S        | Pts.     |
|-----------------------|------------|-----------|-----------|------------|-----------|------------|-----------------|------------|-----------|----------|----------|----------|----------|----------|----------|
| 2012                  | Jacksville | 5         | 0         | 0          | 0         | 0          | 0-0             | 0-0        | 0         | 0        | 0        | 0        | 0        | 0        | 0        |
| 2013                  | Denver     | 1         | 0         | 1          | 0         | 1          | 0-0             | 0-0        | 0         | 0        | 0        | 0        | 0        | 0        | 0        |
| 2014                  | Denver     | 14        | 13        | 88         | 22        | 110        | 2-17            | 1-0        | 9         | 1        | 0        | 0        | 0        | 0        | 0        |
| 2015                  | Denver     | 16        | 16        | 77         | 24        | 101        | 1.5-10.5        | 1-0        | 3         | 2        | 0        | 0        | 0        | 0        | 0        |
| 2016                  | Denver     | 9         | 9         | 32         | 10        | 42         | 0-0             | 0-0        | 2         | 0        | 0        | 0        | 0        | 0        | 0        |
| <b>CAREER TOTALS</b>  |            | <b>45</b> | <b>38</b> | <b>198</b> | <b>65</b> | <b>254</b> | <b>3.5-27.5</b> | <b>2-0</b> | <b>14</b> | <b>3</b> | <b>0</b> | <b>0</b> | <b>0</b> | <b>0</b> | <b>0</b> |
| <b>BRONCOS TOTALS</b> |            | <b>40</b> | <b>38</b> | <b>198</b> | <b>65</b> | <b>254</b> | <b>3.5-27.5</b> | <b>2-0</b> | <b>14</b> | <b>3</b> | <b>0</b> | <b>0</b> | <b>0</b> | <b>0</b> | <b>0</b> |

**ADDITIONAL STATISTICS:** Special-teams tackles — 2012 (3), 2013 (1), 2014 (2), 2015 (1), TOTAL (7).

### MARSHALL'S POSTSEASON RECORD

| Year                 | Club   | G        | S        | UT        | A        | TT        | S-Yds.     | I-Yds.     | PD       | FF       | FR       | TD-Int.  | TD-FR    | S        | Pts.     |
|----------------------|--------|----------|----------|-----------|----------|-----------|------------|------------|----------|----------|----------|----------|----------|----------|----------|
| 2013                 | Denver | 3        | 0        | 0         | 0        | 0         | 0-0        | 0-0        | 0        | 0        | 0        | 0        | 0        | 0        | 0        |
| 2014                 | Denver | 1        | 1        | 4         | 2        | 6         | 0-0        | 0-0        | 0        | 0        | 0        | 0        | 0        | 0        | 0        |
| 2015                 | Denver | 3        | 3        | 9         | 5        | 14        | 0-0        | 0-0        | 2        | 1        | 0        | 0        | 0        | 0        | 0        |
| <b>CAREER TOTALS</b> |        | <b>7</b> | <b>4</b> | <b>13</b> | <b>7</b> | <b>20</b> | <b>0-0</b> | <b>0-0</b> | <b>2</b> | <b>1</b> | <b>0</b> | <b>0</b> | <b>0</b> | <b>0</b> | <b>0</b> |

**ADDITIONAL STATISTICS:** Special-teams tackles — 2013 (1), TOTAL (1).

### MARSHALL'S SINGLE GAME HIGHS


*(Postseason in parentheses)*

**Tackles** — 15, at St. Louis, 11/16/14 (6 vs. Indianapolis, 1/11/15). **Sacks** — 1, 3x, last vs. Baltimore, 9/13/15 (none). **Sack yards** — 12 at Kansas City, 11/30/14 (none). **Interceptions** — 1, twice, last at Pittsburgh, 12/20/15 (none). **Passes defended** — 3 vs. Buffalo, 12/7/14 (1, twice, last vs. New England, 1/24/16). **Forced fumbles** — 1, three times, last vs. Green Bay, 11/1/15 (1 vs. New England, 1/24/16). **Special-teams tackles** — 1, seven times, last vs. Oakland, 12/13/15 (1 vs. Seattle, 2/2/14).

### BRANDON MARSHALL'S 2016 BY-GAME

*(Victories asterisked)*

| 2016 DENVER (7-3)    |                   | TACKLES    |           |           |           |            |            |          |          |          |  |  |  |  |  |  |
|----------------------|-------------------|------------|-----------|-----------|-----------|------------|------------|----------|----------|----------|--|--|--|--|--|--|
| Date                 | Opponent          | P/S        | UT        | A         | TT        | S-Yds.     | I-Yds.     | PD       | FF       | FR       |  |  |  |  |  |  |
| Sep 8                | vs. Carolina*     | S          | 6         | 0         | 6         | 0-0        | 0-0        | 0        | 0        | 0        |  |  |  |  |  |  |
| Sep 18               | vs. Indianapolis* | S          | 4         | 0         | 4         | 0-0        | 0-0        | 1        | 0        | 0        |  |  |  |  |  |  |
| Sep 25               | at Cincinnati*    | S          | 4         | 5         | 9         | 0-0        | 0-0        | 0        | 0        | 0        |  |  |  |  |  |  |
| Oct 2                | at Tampa Bay*     | S          | 5         | 1         | 6         | 0-0        | 0-0        | 0        | 0        | 0        |  |  |  |  |  |  |
| Oct 9                | vs. Atlanta       | S          | 2         | 1         | 3         | 0-0        | 0-0        | 0        | 0        | 0        |  |  |  |  |  |  |
| Oct 13               | at San Diego      | S          | 5         | 1         | 6         | 0-0        | 0-0        | 0        | 0        | 0        |  |  |  |  |  |  |
| Oct 24               | vs. Houston*      | S          | 2         | 2         | 4         | 0-0        | 0-0        | 0        | 0        | 0        |  |  |  |  |  |  |
| Oct 30               | vs. San Diego*    | INACTIVE   |           |           |           |            |            |          |          |          |  |  |  |  |  |  |
| Nov 6                | at Oakland        | S          | 2         | 0         | 2         | 0-0        | 0-0        | 1        | 0        | 0        |  |  |  |  |  |  |
| Nov 13               | at New Orleans*   | S          | 2         | 0         | 2         | 0-0        | 0-0        | 0        | 0        | 0        |  |  |  |  |  |  |
| <b>Season Totals</b> |                   | <b>9/9</b> | <b>32</b> | <b>10</b> | <b>42</b> | <b>0-0</b> | <b>0-0</b> | <b>2</b> | <b>0</b> | <b>0</b> |  |  |  |  |  |  |



# CONNOR MCGOVERN

60

GUARD



6-4 • 306 • MISSOURI

BORN: April 27, 1993, in Fargo, N.D.

HIGH SCHOOL: Shanley High School, Fargo, N.D.

ACQUIRED: Draft #5 (144th overall), 2016

NFL YEAR: 1st • YEAR WITH BRONCOS: 1st

NFL GAMES PLAYED/STARTED: 0/0

## MCGOVERN AT A GLANCE:

- A rookie offensive lineman who appeared in 49 games (40 starts) for the University of Missouri, helping the team to two SEC East Division Championships.
- Attended Shanley High School in Fargo, N.D., where he led his school to two state titles and was named the North Dakota Gatorade Player of the Year.
- Selected by the Broncos in the fifth round (144th overall) of the 2016 NFL Draft.



**2016:** Selected by the Broncos in the fifth round (144th overall) of the 2016 NFL Draft, McGovern was inactive vs. Car. (9/8), vs. Ind. (9/18), at Cin. (9/25), at T.B. (10/2), vs. Atl. (10/9), at S.D. (10/13), vs. Hou. (10/24), vs. S.D. (10/30), at Oak. (11/6) and at N.O. (11/13).

**COLLEGE:** McGovern appeared in 49 games (40 starts) for the University of Missouri, helping the team to two SEC East Division Championships... Started all 12 games at left tackle as a senior... Set school weight-room records in the squat (690 pounds for five repetitions)... Opened all 14 games as a junior, starting the first four games at right tackle before switching back to right guard for the final 10 contests... Contributed to the team's second consecutive SEC East Championship... Started all 14 games for the Tigers at right guard as a sophomore, playing a role in an offense that ranked 16th nationally in total offense (490.7 ypg) and 13th in scoring (39.1 ppg)... Helped the team to its first-ever SEC East title... Appeared in nine contests as a true freshman, seeing action at guard and on kick protection units.

**HIGH SCHOOL:** McGovern was named the North Dakota Gatorade Player of the Year as a senior after helping Shanley High School in Fargo, N.D., to its second consecutive state championship... Earned first-team all-state honors on offense as a senior in addition to all-state accolades on offense and defense his junior campaign... Racked up 89 tackles, three sacks and two forced fumbles on defense as a senior, while notching 49 stops and three sacks as a junior... Lettered in weightlifting and wrestling for two seasons.

**PERSONAL:** McGovern majored in agricultural economics at Missouri... Connor McGovern was born on April 27, 1993, in Fargo, N.D.

## MCGOVERN'S REGULAR SEASON RECORD

| Year                 | Club   | G        | S        |
|----------------------|--------|----------|----------|
| 2016                 | Denver | 0        | 0        |
| <b>CAREER TOTALS</b> |        | <b>0</b> | <b>0</b> |



# BRANDON MCMANUS

8

KICKER



6-3 • 201 • 3RD YR. • TEMPLE

BORN: July 25, 1991, in Philadelphia

HIGH SCHOOL: North Penn High School, Lansdale, Pa.

ACQUIRED: Free Agent, 2014

NFL YEAR: 3rd • YEAR WITH BRONCOS: 3rd

NFL GAMES PLAYED/STARTED: 41/0 • POSTSEASON GP/GS: 4/0

## McMANUS AT A GLANCE:

- A third-year kicker who has seen action in 41 regular-season games and four postseason contests for Denver (2014-16), connecting on 60-of-72 career field goals (83.3%).
- Finished the 2015 season tied for third in franchise history with 30 made field goals and ranked fourth in the NFL with a kickoff touchback percentage of 70.5.
- Named AFC Special Teams Player of the Month (October, 2015) after converting 10-of-11 field goals, including the first two game-winning kicks of his career.
- Totaled the second-most made field goals all-time in a single postseason (10-for-10) in 2015.
- Competed in the preseason with Indianapolis as a rookie in 2013 and with the N.Y. Giants in 2014 before being acquired by Denver in a trade.
- Received the 2012 College Football Performance Awards Specialist Trophy as the nation's best overall kicker following his senior year at Temple University.
- Holds Temple career records for points scored (338), field goals made (60) and punting average (45.4).
- Joined the Broncos on Aug. 26, 2014, in a trade with the N.Y. Giants in exchange for a seventh-round draft choice.

**CAREER TRANSACTIONS:** Signed by Indianapolis as a college free agent 4/30/13; Waived by Indianapolis 8/26/13; Signed to a future contract by N.Y. Giants on 1/2/14; Traded to Denver 8/26/14; Waived by Denver 11/25/14; Signed by Denver (practice squad) 12/4/14; Signed by Denver (active roster) 12/6/14.



**2016:** McManus made all three extra points vs. Car. (9/8)... Finished 4-of-5 on field goals (23, 43, 33, 35) and 2-for-2 on extra points vs. Ind. (9/18)... Connected on his one field goal attempt (20) at Cin. (9/25)... Made both of his field goal attempts (38, 24) and all three extra points at T.B. (10/2)... Kicked three field goals (35, 46, 45) and one extra point vs. Atl. (10/9)... Connected on two-of-three field goals at S.D. (10/13)... Made both of his field goal attempts (22, 32) and three extra points vs. Hou. (10/24)... Connected on two field goals (28, 22) and three extra points vs. S.D. (10/30)... Kicked two field goals—including a 55-yard field goal as time expired in the first half—and two extra points at Oak. (11/6)... Connected on three-of-four field goal attempts—including his seventh career 50-yard field goal to give him third most in team history—and made a special-teams stop at N.O. (11/13).

**2015:** McManus tied for third in franchise history with 30 made field goals (35 attempts), including three game-winning kicks, and added 35 extra points (36 attempts) for 125 total points... Totaled 55 touchbacks on 78 kickoffs for the league's fourth-best percentage (70.5)... Was a perfect 10-for-10 on field goals in Denver's three postseason games to represent the second-most made field goals all-time in a single postseason... Began the season with 13 consecutive field goals, which tied for second in Broncos history to start a season... Was a perfect 4-for-4 (57, 56, 43, 33) vs. Bal. (9/13), becoming the second kicker in NFL history to convert two field goals of 56 yards or longer in the same game... Named AFC Special Teams Player for the Month for October after connecting on 10-of-11 field goals, including the first two game-winning kicks of his career... Kicked the game-winning 37-yard field goal on the first possession of overtime vs. Cin. (12/28)... Tied an NFL postseason record with five made field goals (28, 41, 51, 41, 45) in Denver's AFC Divisional Playoff Game vs. Pit. (1/17)... Tied K Matt Prater with his seventh made field goal of the season (including postseason) from 50-plus

## McMANUS PERFECT IN 2015 POSTSEASON

### MOST FIELD GOALS MADE, SINGLE POSTSEASON, NFL HISTORY

| Player                          | Year        | FGM       | FGA       |
|---------------------------------|-------------|-----------|-----------|
| 1. Adam Vinatieri, Ind.         | 2006        | 14        | 15        |
| 2. <b>Brandon McManus, Den.</b> | <b>2015</b> | <b>10</b> | <b>10</b> |
| 3. David Akers, Phi.            | 2008        | 9         | 10        |
| John Kasay, Car.                | 2003        | 9         | 11        |
| Steve Christie, Buf.            | 1992        | 9         | 10        |
| Chuck Nelson, Min.              | 1987        | 9         | 9         |

yards, connecting on both of his attempts (52, 31) in Denver's AFC Championship Game vs. N.E. (1/24)... Drilled three field goals (34, 33, 30) in Denver's Super Bowl 50 victory vs. Car. (2/7).

**2014:** McManus, who spent the preseason with the N.Y. Giants before being traded to Denver on Aug. 26, appeared in 15 regular-season games and one playoff contests for the Broncos... Connected on 9-of-13 (.692) field goals and converted all 41 PATs in addition to ranking fourth in the NFL in touchback percentage (70.3 / 64-of-91)... Waived on Nov. 25 before being signed back to the active roster on Dec. 6 to handle kickoff duties for the remainder of the season.

**2013:** McManus, who entered the NFL with Indianapolis as a college free agent, competed with the Colts during the preseason before being waived on Aug. 26.

**COLLEGE:** McManus holds Temple University career records for points scored (338), field goals made (60) and attempted (83) and punting average (45.4)... Named the recipient of the 2012 College Football Performance Awards Specialist Trophy as the nation's best overall kicker after converting 14-of-17 field goals and 32-of-33 extra point tries for 74 points... Punted 54 times for 2,433 yards (45.1 avg.), including 15 kicks of 50-plus yards as a senior... Earned All-Big East first-team honors as a punter and was a second-team choice as a kicker.

**PERSONAL:** McManus was a four-year letterwinner as a kicker and punter at North Penn High School in Lansdale, Pa.... Selected to play in the 2009 Big 33 All-Star Game... Named a first-team All-Suburban One Conference selection and a first-team *Times-Herald* All-Area pick as a senior... Scored 229 career points and helped his team win district championships in 2005 and 2008 and conference titles in 2006 and 2008... Majored in biology/pre-med at Temple... Co-founded the Anti Bully Squad to create a permanent solution to bullying through education, advocacy, awareness and prevention.... Brandon Tyler McManus was born on July 25, 1991, in Philadelphia.

### MCMANUS' REGULAR SEASON RECORD

| Year                 | Club   | G         | FIELD GOALS |              |              |              |             |            |              | TOTAL       | Pct.          | PATs        |            | Pts. |
|----------------------|--------|-----------|-------------|--------------|--------------|--------------|-------------|------------|--------------|-------------|---------------|-------------|------------|------|
|                      |        |           | 1-19        | 20-29        | 30-39        | 40-49        | 50-59       | 60+        | Md./Att.     |             |               | Pct.        |            |      |
| 2014                 | Denver | 15        | 0/0         | 5/5          | 2/3          | 2/3          | 0/2         | 0/0        | 9/13         | .692        | 41/41         | 1.000       | 68         |      |
| 2015                 | Denver | 16        | 0/0         | 12/12        | 8/8          | 5/8          | 5/7         | 0/0        | 30/35        | .857        | 35/36         | .972        | 125        |      |
| 2016                 | Denver | 10        | 0/0         | 8/8          | 6/6          | 5/6          | 2/4         | 0/0        | 12/24        | .875        | 22/23         | .957        | 85         |      |
| <b>CAREER TOTALS</b> |        | <b>41</b> | <b>0/0</b>  | <b>25/25</b> | <b>16/17</b> | <b>12/17</b> | <b>7/13</b> | <b>0/0</b> | <b>60/72</b> | <b>.833</b> | <b>98/100</b> | <b>.980</b> | <b>278</b> |      |

**ADDITIONAL STATISTICS:** Kickoffs — 2014 (91 for 5,981 yards, 65.7 avg., 64 TBs), 2015 (78 for 5,012 yards, 64.3 avg., 55 TBs), 2016 (45 for 2,866 yards, 63.7 avg., 29 TBs), TOTAL (214 for 13,859 yards, 64.8 avg., 148 TBs). Punts — 2015 (1 for 41 yards, 41.0 avg., 1 TB), TOTAL (1 for 41 yards, 41.0 avg., 1 TB). Special-Teams Tackle— 2016 (2), TOTAL (2).

### MCMANUS' POSTSEASON RECORD

| Year                 | Club   | G        | FIELD GOALS |            |            |            |            |            |              | TOTAL        | Pct.       | PATs         |           | Pts. |
|----------------------|--------|----------|-------------|------------|------------|------------|------------|------------|--------------|--------------|------------|--------------|-----------|------|
|                      |        |          | 1-19        | 20-29      | 30-39      | 40-49      | 50-59      | 60+        | Md./Att.     |              |            | Pct.         |           |      |
| 2014                 | Denver | 1        | 0/0         | 0/0        | 0/0        | 0/0        | 0/0        | 0/0        | 0/0          | .000         | 0/0        | 0.0          | 0         |      |
| 2015                 | Denver | 3        | 0/0         | 1/1        | 4/4        | 3/3        | 2/2        | 0/0        | 10/10        | 1.000        | 3/3        | 100.0        | 33        |      |
| <b>CAREER TOTALS</b> |        | <b>4</b> | <b>0/0</b>  | <b>1/1</b> | <b>4/4</b> | <b>3/3</b> | <b>2/2</b> | <b>0/0</b> | <b>10/10</b> | <b>1.000</b> | <b>3/3</b> | <b>100.0</b> | <b>33</b> |      |

**ADDITIONAL STATISTICS:** Kickoffs — 2014 (4 for 235 yards, 58.8 avg., 2 TBs), 2015 (17 for 1,102 yards, 64.8 avg., 14 TBs), TOTAL (21 for 1,337 yards, 63.7 avg., 16 TBs).

### MCMANUS' SINGLE GAME HIGHS

(Postseason in parentheses)

**Field goals made** — 4, four times, last vs. Indianapolis, 9/18/16 (5 vs. Pittsburgh, 1/17/16). **Field goals attempted** — 5, three times, last vs. Indianapolis, 9/18/16 (5 vs. Pittsburgh, 1/17/16). **Longest field goal made** — 57 vs. Baltimore, 9/13/15 (52 vs. New England, 1/24/16). **PATs made** — 6 vs. San Francisco, 10/19/14 (2 vs. New England, 1/24/16). **Points scored** — 14, twice, last vs. Indianapolis, 9/18/16 (15 vs. Pittsburgh, 1/17/16).

### MCMANUS' GAME-WINNING KICKS (3)

| Date     | Opponent       | Down/Tied  | Distance | Time Left | Drive/T.O.P. |
|----------|----------------|------------|----------|-----------|--------------|
| 10/4/15  | vs. Minnesota  | 20-20, 4th | 39 yards | 1:51, 4th | 9-55-3:20    |
| 10/18/15 | at Cleveland   | 23-23, OT  | 34 yards | 4:56, OT  | 13-72-6:42   |
| 12/28/15 | vs. Cincinnati | 17-17, OT  | 37 yards | 10:00, OT | 14-61-5:00   |

### BRANDON MCMANUS' 2016 GAME-BY-GAME

(Victories asterisked)

| 2016 DENVER (7-3)    |                   | FIELD GOALS |             |            |            |            |            |            | TOTAL      | Pct.         | PATs        |              | Pts.        |           |
|----------------------|-------------------|-------------|-------------|------------|------------|------------|------------|------------|------------|--------------|-------------|--------------|-------------|-----------|
| Date                 | Opponent          | P/S         | 10-19       | 20-29      | 30-39      | 40-49      | 50-59      | 60+        |            |              | Md./Att.    | Pct.         |             |           |
| Sep 8                | vs. Carolina*     | P           | 0/0         | 0/0        | 0/0        | 0/0        | 0/0        | 0/0        | 0/0        | —            | 3/3         | 1.000        | 3           |           |
| Sep 18               | vs. Indianapolis* | P           | 0/0         | 1/1        | 2/2        | 1/1        | 0/1        | 0/0        | 4/5        | .800         | 2/2         | 1.000        | 14          |           |
| Sep 25               | at Cincinnati*    | P           | 0/0         | 1/1        | 0/0        | 0/0        | 0/0        | 0/0        | 1/1        | 1.000        | 2/3         | .667         | 5           |           |
| Oct 2                | at Tampa Bay*     | P           | 0/0         | 1/1        | 1/1        | 0/0        | 0/0        | 0/0        | 2/2        | 1.000        | 3/3         | 1.000        | 9           |           |
| Oct 9                | vs. Atlanta       | P           | 0/0         | 0/0        | 1/1        | 2/2        | 0/0        | 0/0        | 3/3        | 1.000        | 1/1         | 1.000        | 10          |           |
| Oct 13               | at San Diego      | P           | 0/0         | 1/1        | 0/0        | 1/1        | 0/1        | 0/0        | 2/3        | .667         | 1/1         | 1.000        | 7           |           |
| Oct 24               | vs. Houston*      | P           | 0/0         | 1/1        | 1/1        | 0/0        | 0/0        | 0/0        | 2/2        | 1.000        | 3/3         | 1.000        | 9           |           |
| Oct 30               | vs. San Diego*    | P           | 0/0         | 2/2        | 0/0        | 0/0        | 0/0        | 0/0        | 2/2        | 1.000        | 3/3         | 1.000        | 9           |           |
| Nov 6                | at Oakland        | P           | 0/0         | 0/0        | 0/0        | 1/1        | 1/1        | 0/0        | 2/2        | 1.000        | 2/2         | 1.000        | 8           |           |
| Nov 13               | at New Orleans*   | P           | 0/0         | 1/1        | 1/1        | 0/1        | 1/1        | 0/0        | 3/4        | .750         | 2/2         | 1.000        | 11          |           |
| <b>Season Totals</b> |                   |             | <b>10/0</b> | <b>0/0</b> | <b>8/8</b> | <b>6/6</b> | <b>5/6</b> | <b>2/4</b> | <b>0/0</b> | <b>21/24</b> | <b>.875</b> | <b>22/23</b> | <b>.957</b> | <b>85</b> |



# VON MILLER

58

## OUTSIDE LINEBACKER

6-3 • 250 • 6TH YR. • TEXAS A&M

**BORN:** March 26, 1989, in DeSoto, Texas

**HIGH SCHOOL:** DeSoto (Texas) High School

**ACQUIRED:** Draft #1 (2nd overall), 2011

**NFL YEAR:** 6th • **YEAR WITH BRONCOS:** 6th

**NFL GAMES PLAYED/STARTED:** 82/82 • **POSTSEASON GP/GS:** 7/7



### MILLER AT A GLANCE:

• A sixth-year linebacker and four-time Pro Bowl selection who has 300 tackles (235 solo), 69.5 sacks (443 yds.), one interception, 11 passes defended, 17 forced fumbles and four fumble recoveries in his first six seasons with Denver.

• Notched 60 career sacks through his first five seasons, representing the sixth most in NFL history (since 1982).

• Named MVP of Super Bowl 50—the 10th defensive player to earn the honor—after posting 2.5 sacks (27 yds.) and forcing two fumbles that led to touchdowns in Denver's 24-10 win against Carolina.

• Received All-Pro recognition from the Associated Press in four of his five NFL seasons, including first-team designations in 2012 and 2015.

• Ranks second in NFL history (since 1982) in sacks per game (0.86) among players appearing in at least 40 contests.

• Owns the second-most seasons (4) with double-digit sack totals in Broncos history.

• Led the league with five sacks (31 yds.) in addition to posting 12 tackles (9 solo) in Sept. 2016, earning AFC Defensive Player of the Month honors for his efforts.

• Selected to his fourth Pro Bowl in 2015, joining Hall of Fame running back Floyd Little and Ring of Fame safety Steve Atwater as the only players in team history to make at least four Pro Bowls in their first five years with the team.

• Totaled 35 tackles (30 solo), 11 sacks (78 yds.), one pass defended, four forced fumbles and three fumble recoveries in 2015 while starting all 16 games for the third time in his career.

• Named AFC Defensive Player of the Month for October 2014 after leading all NFL players in sacks (7) and tackles for a loss (10).

• Voted as runner-up for the NFL Defensive Player of the Year in 2012, setting a Broncos single-season record with 18.5 sacks and finishing the year also ranked in the NFL's Top 5 in quarterback knockdowns (27), tackles for a loss (28) and forced fumbles (6).

• Joined current teammate DeMarcus Ware (Dal., 2008) in 2012 as the only two players since at least 1994 with 15 sacks, 25 tackles for a loss and five forced fumbles in a single season.

• Won AFC Defensive Player of the Month honors after leading the conference with eight sacks and 10 tackles for a loss in November 2012.

• Named NFL Defensive Rookie of the Year and a Pro Bowl starter in 2011 after tying the franchise rookie sack record (11.5).

• Became just the second player in Broncos history (K David Treadwell, 1989) to be selected to the Pro Bowl as a rookie.

• Earned AFC Player of the Week honors on three occasions (Week 11—2011; Week 11—2012; Week 2—2016).

• Posted 27.5 sacks in 26 starts over his last two seasons at Texas A&M University and won the Butkus Award (nation's best linebacker) in addition to being named a consensus All-American as a senior in 2010.

• Finished his collegiate career with 33 sacks (fourth in school history) and 50.5 tackles for a loss in 47 games played (30 starts).

• Selected by the Broncos in the first round (2nd overall) of the 2011 NFL Draft.

### 58's TROPHY CASE

**Pro Bowls (4)** ..... 2011-12, 14-15

**All-Pro (First Team) (2)** ..... 2012, '15

**All-Pro (Second Team) (2)** ..... 2011, '14

**Super Bowl 50 MVP** ..... 2015

**NFL Defensive Rookie of the Year** .... 2011

**CAREER TRANSACTIONS:** Signed by Denver as a draft choice 7/29/11.



**MILLER ON A TORRID PACE THROUGH FIVE SEASONS**

**MOST SACKS THROUGH FIRST FIVE SEASONS**

| Player                  | GP | Sk.  |
|-------------------------|----|------|
| 1. Reggie White, Phi.   | 73 | 81.0 |
| 2. J.J. Watt, Hou.      | 80 | 74.5 |
| 3. Derrick Thomas, K.C. | 79 | 66.0 |
| 4. DeMarcus Ware, Dal.  | 80 | 64.5 |
| 5. Richard Dent, Chi.   | 75 | 61.5 |
| 6. Von Miller, Den.     | 72 | 60.0 |

**MOST SACKS PER GAME (MIN. 50 GP)**

| Player           | GP  | Sk.   | Sk./G |
|------------------|-----|-------|-------|
| 1. J.J. Watt     | 83  | 76.0  | 0.92  |
| 2. Von Miller    | 82  | 69.5  | 0.85  |
| 3. Reggie White  | 232 | 198.0 | 0.85  |
| 4. Aldon Smith   | 59  | 47.5  | 0.81  |
| 5. DeMarcus Ware | 173 | 136.5 | 0.80  |

**2016:** Miller posted three solo tackles and one sack (6 yds.) vs. Car. (9/8)... Matched a career-high with three sacks (20 yds.)—including a strip-sack of Andrew Luck that led to a 15-yard touchdown return—in addition to posting seven tackles (5 solo) and one pass defended vs. Ind. (9/18)... Named AFC Defensive Player of the Week for the third time in his career for his efforts against Indianapolis... Posted two tackles (1 solo) and one sack (5 yds.) at Cin. (9/25)... Named AFC Defensive Player of the Month of September... Recorded three tackles (1 solo) and 0.5 sacks (4 yds.) at T.B. (10/2)... Registered four tackles (2 solo), one sack (6 yds.) and one pass defended vs. Atl. (10/9)... Notched six solo tackles and one sack at S.D. (10/13), extending his regular-season sack streak to seven games, the longest of his career... Tallied three solo tackles vs. Hou. (10/24)... Posted four tackles (2 solo) and one sack (1 yds.) vs. S.D. (10/30)... Recorded two tackles (1 solo) and one sack (5 yds.) at Oak. (11/6)... Posted four solo tackles at N.O. (11/13).

**2015:** Miller was selected to his fourth career Pro Bowl—one of three players in team history to make at least four Pro Bowls in their first five years with the club—after recording his fourth 10+sack season (11-78) and adding 35 tackles (30 solo), four forced fumbles and three fumble recoveries... Posted five sacks (40 yds.) between the AFC Championship and Super Bowl to tie Terrell Suggs (2010) for the most sacks in consecutive postseason games... Named MVP of Super Bowl 50 after totaling six tackles (5 solo), 2.5 sacks (27 yds.), two forced fumbles and one pass defended with both of his forced fumbles leading to Denver's only touchdowns of the game... Recorded four solo tackles and became the third-fastest player in NFL history to 50 sacks (58 games) at K.C. (9/17)... Moved into eighth all-time in team history with his 56th career sack (7 yds.) vs. N.E. (11/29)... Posted his 14th career multi-sack game, taking down Chargers QB Philip Rivers twice (15 yds.) at S.D. (12/6)... Became the third Bronco in team history to post 10-plus sacks in four or more seasons vs. Oak. (12/13)... Registered two solo tackles in Denver's AFC Divisional Playoff Game vs. Pit. (1/17)... Set a Broncos postseason record with 2.5 sacks (13 yds.) in addition to intercepting one pass (4 yds.) and making five tackles (4 solo) in Denver's AFC Championship Game vs. N.E. (1/24)... Matched his team-record 2.5 sacks (27 yds.), forced two fumbles that led to touchdowns and posted six tackles (5 solo) to earn MVP honors in Denver's Super Bowl 50 victory vs. Car. (2/7).

**2014:** Miller started all 16 regular-season games for the second time in his career and earned his third Pro Bowl nod after totaling 59 tackles (42 solo), 14 sacks (82.5 yds.), two passes defended and one fumble recovery... Became the fifth Broncos linebacker to be selected to at least three Pro Bowls and just the sixth player in team history to make at least three Pro Bowls in his first four years in the league... Led the Broncos with 16 tackles for a loss and 28 quarterback hits... Moved into fourth place on the club's single-season sack chart with his 14 sacks... Recorded his 12th career multiple-sack game vs. S.F. (10/19)... Posted six consecutive games with a sack (Games 2-7), to tie for the longest such streak of his career... Named AFC Defensive Player of the Month for October after leading all NFL players in sacks (7) and tackles for a loss (10) for the month... Recorded his 13th multiple-sack game (2-11) at K.C. (11/30)... Posted a team-high six tackles (5 solo), including two tackles for a loss, in Denver's AFC Divisional Playoff Game vs. Ind. (1/11).

**2013:** Miller started all nine games he appeared in after serving a six-game suspension to begin the season and ending the year on injured reserve... Made his 2013 debut with two tackles, including one for a loss and two quarterback hits at Ind. (10/20)... Sacked Robert Griffin III and forced a fumble that was recovered by Derek Wolfe vs. Was. (10/27)... Recovered his first career fumble and returned it 60 yards for a touchdown at N.E. (11/24) to mark seventh-longest such play in team history... Tore his ACL at Hou. (12/22) and was placed on injured reserve on Dec. 24.

**2012:** Miller started every game for the Broncos in his second NFL season and finished as the runner-up for NFL Defensive Player of the Year after ranking in the league's Top 5 in sacks (18.5), quarterback knockdowns (27), quarterback hurries (12), tackles for a loss (28), run stuffs (13) and forced fumbles (6)... Ranked fourth on the

**MILLER 10TH DEFENSIVE PLAYER TO BE NAMED SUPER BOWL MVP**

**NFL DEFENSIVE PLAYERS TO BE NAMED SUPER BOWL MVP**

| Year | SB     | Player         | Team      | Position         |
|------|--------|----------------|-----------|------------------|
| 1970 | V      | Chuck Howley   | Dallas    | Linebacker       |
| 1972 | VII    | Jake Scott     | Miami     | Safety           |
| 1977 | XII    | Harvey Martin  | Dallas    | Defensive End    |
| 1977 | XII    | Randy White    | Dallas    | Defensive Tackle |
| 1985 | XX     | Richard Dent   | Chicago   | Defensive End    |
| 1995 | XXX    | Larry Brown    | Dallas    | Cornerback       |
| 2000 | XXXV   | Ray Lewis      | Baltimore | Linebacker       |
| 2002 | XXXVII | Dexter Jackson | Tampa Bay | Safety           |
| 2013 | XLVIII | Malcolm Smith  | Seattle   | Linebacker       |
| 2015 | 50     | Von Miller     | Denver    | Linebacker       |



**MILLER IN DENVER'S RECORD BOOKS**

**MOST SACKS IN A SEASON, BRONCOS HISTORY**

| Player            | Year | No.  |
|-------------------|------|------|
| 1. Von Miller     | 2012 | 18.5 |
| 2. Elvis Dumervil | 2009 | 17.0 |
| 3. Simon Fletcher | 1992 | 16.0 |
| 4. Von Miller     | 2014 | 14.0 |
| 5. Simon Fletcher | 1993 | 13.5 |
| Simon Fletcher    | 1991 | 13.5 |

**MOST 10-SACK SEASONS, BRONCOS HISTORY**

| Player            | No. | Years           |
|-------------------|-----|-----------------|
| 1. Simon Fletcher | 5   | 1989-93         |
| 2. Paul Smith     | 4   | 1970-73         |
| Von Miller        | 4   | 2011-12, '14-15 |
| 3. Elvis Dumervil | 3   | 2007, '09, '12  |
| Rulon Jones       | 3   | 1980, '84-85    |
| Rich Jackson      | 3   | 1968-70         |

**MOST CAREER SACKS, BRONCOS HISTORY**

| Player              | Years      | No.  |
|---------------------|------------|------|
| 1. Simon Fletcher   | 1985-95    | 97.5 |
| 2. Karl Mecklenburg | 1983-94    | 79.0 |
| 3. Barru Chavous    | 1973-85    | 75.0 |
| 4. Rulon Jones      | 1980-88    | 73.5 |
| 5. Von Miller       | 2011-pres. | 69.5 |

team with 68 tackles (55 solo) and added an interception return for a touchdown while receiving first-team All-Pro recognition and being selected to his second consecutive Pro Bowl as a starter... Set the franchise single-season record with 18.5 sacks to rank third in the NFL and joined DeMarcus Ware (Dal., 2008) as one of two players since at least 1994 with 15 sacks, 25 tackles for a loss and five forced fumbles in a single season... Named AFC Defensive Player of the Month for November after totaling 20 tackles (18 solo), eight sacks (54 yds.), 10 tackles for a loss and three forced fumbles in four games... Recorded a pair of sacks, while adding eight tackles (7 solo), one pass breakup, one forced fumble and five tackles for a loss at N.E. (10/7)... Set a career high with three sacks (18 yds.) at Cin. (11/4)... Earned Peter King's (*Sports Illustrated*) Defensive Player of the Week award after making six tackles—all of which came for a loss or no gain—in addition to one sack, one forced fumble and a quarterback hit on quarterback Cam Newton that resulted in an interception returned for a touchdown at Car. (11/11)... Became the first Bronco since at least 1982 to record three sacks and two forced fumbles in a single game vs. S.D. (11/18), earning Peter King's Defensive Player of the Week award for the second consecutive week... Intercepted his first career pass and returned it 26 yards for a touchdown vs. T.B. (12/2)... Extended his sack streak to a career-best six games, strip-sacking quarterback Carson Palmer for his fifth forced fumble in a five-week span at Oak. (12/6)... Became the Broncos' single-season sack record holder with 1.5 sacks vs. Cle. (12/23)... Sacked quarterback Brady Quinn to extend his single-season record to 18.5 vs. K.C. (12/30)... Led the team with nine tackles and a half sack in Denver's AFC Divisional Playoff Game vs. Bal. (1/12).

**2011:** Selected by Denver in the first round (2nd overall) of the 2011 NFL Draft, Miller started all 15 games played and tied the franchise rookie record with 11.5 sacks en route to being named the Associated Press NFL Defensive Rookie of the Year... Elected as a starter for the Pro Bowl to become just the second Bronco to play in the league's annual All-Star game as a rookie in addition to garnering second-team All-Pro honors from the Associated Press... Finished fifth on the club with 64 tackles (50 solo) and added a team-best 19 tackles for a loss and 24 quarterback hits to go along with four passes defended and two forced fumbles... Named the Denver Athletic Club's Colorado Athlete of the Year... Missed Week 13 with a thumb injury and was forced to play the season's final six games, including the playoffs, with a cast on his hand... Produced two separate five-game stretches with at least a half sack.

**COLLEGE:** Miller played 47 games (30 starts) at Texas A&M University and finished his career with 182 tackles (104 solo), 33 sacks (fourth in school history), 50.5 tackles for a loss, 10 forced fumbles and four fumble recoveries... Posted 27.5 sacks in 26 starts over his last two seasons and won the Butkus Award (nation's best linebacker) in addition to being named a consensus All-American as a senior in 2010... Tabbed as a unanimous All-Big 12 Conference performer after leading the nation with 17 sacks (115 yds.) as a junior in 2009 playing a hybrid "jack" position... Named to *The Sporting News'* Freshman All-Big 12 Team in 2007 after seeing action in nine games as a true freshman for the Aggies.

**PERSONAL:** Miller attended DeSoto (Texas) High School, where he was named the District 8-5A Defensive MVP as a senior after totaling 76 tackles and six sacks... Majored in university studies with a concentration in agriculture and life sciences at Texas A&M... Started Von's Vision, a foundation dedicated to providing eye care, glasses and contact lenses to underprivileged youth... Visited the Middle East as part of an NFL USO Tour in March 2013... Von Miller was born on March 26, 1989, in DeSoto, Texas.

**MILLER'S REGULAR SEASON RECORD**

| Year                 | Club   | G         | S         | UT         | A         | TT         | S-Yds.          | I-Yds.      | PD        | FF        | FR       | TD-Int.  | TD-FR    | S        | Pts.      |
|----------------------|--------|-----------|-----------|------------|-----------|------------|-----------------|-------------|-----------|-----------|----------|----------|----------|----------|-----------|
| 2011                 | Denver | 15        | 15        | 50         | 14        | 64         | 11.5-77         | 0-0         | 4         | 2         | 0        | 0        | 0        | 0        | 0         |
| 2012                 | Denver | 16        | 16        | 55         | 13        | 68         | 18.5-129.5      | 1-26        | 2         | 6         | 0        | 1        | 0        | 0        | 6         |
| 2013                 | Denver | 9         | 9         | 27         | 7         | 34         | 5-29            | 0-0         | 1         | 3         | 1        | 0        | 1        | 0        | 6         |
| 2014                 | Denver | 16        | 16        | 42         | 17        | 59         | 14-82.5         | 0-0         | 2         | 1         | 1        | 0        | 0        | 0        | 0         |
| 2015                 | Denver | 16        | 16        | 30         | 5         | 35         | 11-78           | 0-0         | 1         | 4         | 3        | 0        | 0        | 0        | 0         |
| 2016                 | Denver | 10        | 10        | 29         | 10        | 39         | 9.5-47          | 0-0         | 2         | 1         | 0        | 0        | 0        | 0        | 0         |
| <b>CAREER TOTALS</b> |        | <b>82</b> | <b>82</b> | <b>234</b> | <b>66</b> | <b>300</b> | <b>69.5-443</b> | <b>1-26</b> | <b>12</b> | <b>17</b> | <b>5</b> | <b>1</b> | <b>1</b> | <b>0</b> | <b>12</b> |

**MILLER'S POSTSEASON RECORD**

| Year                 | Club   | G        | S        | UT        | A        | TT        | S-Yds.          | I-Yds.     | PD       | FF       | FR       | TD-Int.  | TD-FR    | S        | Pts.     |
|----------------------|--------|----------|----------|-----------|----------|-----------|-----------------|------------|----------|----------|----------|----------|----------|----------|----------|
| 2011                 | Denver | 2        | 2        | 3         | 0        | 3         | 1-4             | 0-0        | 0        | 0        | 0        | 0        | 0        | 0        | 0        |
| 2012                 | Denver | 1        | 1        | 7         | 2        | 9         | 0.5-3.5         | 0-0        | 0        | 0        | 0        | 0        | 0        | 0        | 0        |
| 2014                 | Denver | 1        | 1        | 5         | 1        | 6         | 0-0             | 0-0        | 0        | 0        | 0        | 0        | 0        | 0        | 0        |
| 2015                 | Denver | 3        | 3        | 11        | 2        | 13        | 5-40            | 1-4        | 2        | 2        | 0        | 0        | 0        | 0        | 0        |
| <b>CAREER TOTALS</b> |        | <b>7</b> | <b>7</b> | <b>26</b> | <b>5</b> | <b>31</b> | <b>6.5-47.5</b> | <b>1-4</b> | <b>2</b> | <b>2</b> | <b>0</b> | <b>0</b> | <b>0</b> | <b>0</b> | <b>0</b> |

**MILLER'S SINGLE-GAME HIGHS**

*(Postseason in parentheses)*

**Tackles** — 10 at San Diego, 11/27/11 (9 vs. Baltimore, 1/12/13). **Sacks** — 3, three times, last vs. Indianapolis, 9/18/13 (2.5<sup>Δ</sup>, twice, last vs. Carolina, 2/7/16). **Sack yards** — 29 vs. San Diego, 11/18/12 (27<sup>Δ</sup> vs. Carolina, 2/7/16). **Interceptions** — 1 vs. Tampa Bay, 12/2/12 (1 vs. New England, 1/24/16). **Interception return yards** — 26 vs. Tampa Bay, 12/2/12 (4 vs. New England, 1/24/16). **Forced fumbles** — 2 vs. San Diego, 11/18/12 (2<sup>Δ</sup> vs. Carolina, 2/7/16). **Fumble recoveries** — 1, five times, last at San Diego, 12/6/15 (none). **Fumble return yards** — 60 at New England, 11/24/13 (none).

<sup>Δ</sup>Broncos Record

**MILLER'S MULTIPLE-SACK GAMES (17)**

*\*denotes win; # denotes postseason (The Broncos are 14-3 when Miller records more than one sack in a game.)*

| Date     | Opponent           | S-Yds.   |
|----------|--------------------|----------|
| 10/2/11  | at Green Bay       | 2-12     |
| 11/13/11 | at Kansas City*    | 1.5-6.5  |
| 11/17/11 | vs. N.Y. Jets*     | 1.5-12   |
| 9/9/12   | vs. Pittsburgh*    | 2-15     |
| 10/7/12  | at New England     | 2-7      |
| 11/4/12  | at Cincinnati*     | 3-18     |
| 11/18/12 | vs. San Diego*     | 3-29     |
| 12/23/12 | vs. Cleveland*     | 1.5-12.5 |
| 11/24/13 | at New England     | 2-11     |
| 10/5/14  | vs. Arizona*       | 2-15.5   |
| 10/12/14 | at N.Y. Jets*      | 2-10     |
| 10/19/14 | vs. San Francisco* | 2-18     |
| 11/30/14 | at Kansas City*    | 2-11     |
| 12/6/15  | at San Diego*      | 2-15     |
| 1/24/16  | vs. New England*#  | 2.5-13   |
| 2/7/16   | vs. Carolina*#     | 2.5-27   |
| 9/18/16  | vs. Indianapolis*  | 3-24     |

**MILLER'S SACKS BY QUARTERBACK**

*Figures in italics include postseason totals*

| Quarterback               | Sacks | Quarterback        | Sacks |
|---------------------------|-------|--------------------|-------|
| Philip Rivers             | 13.0  | Shaun Hill         | 1.0   |
| <i>Tom Brady</i>          | 7.5   | Josh Freeman       | 1.0   |
| Alex Smith                | 5.0   | Robert Griffin III | 1.0   |
| Andy Dalton               | 5.0   | Teddy Bridgewater  | 1.0   |
| <i>Cam Newton</i>         | 4.5   | Jay Cutler         | 1.0   |
| Derek Carr                | 4.0   | Caleb Hanie        | 1.0   |
| <i>Ben Roethlisberger</i> | 3.0   | Matt Hasselbeck    | 1.0   |
| Andrew Luck               | 3.0   | Drew Stanton       | 1.0   |
| Colin Kaepernick          | 2.0   | Russell Wilson     | 1.0   |
| Geno Smith                | 2.0   | Matt Moore         | 1.0   |
| Brady Quinn               | 2.0   | Aaron Rodgers      | 1.0   |
| Aaron Rodgers             | 2.0   | Kyle Orton         | 1.0   |
| Matt Ryan                 | 2.0   | Logan Thomas       | 1.0   |
| Brandon Weeden            | 1.5   | Ryan Fitzpatrick   | 1.0   |
| Matt Cassel               | 1.5   | Jameis Winston     | 0.5   |
| Carson Palmer             | 1.5   | <i>Joe Flacco</i>  | 0.5   |
| Mark Sanchez              | 1.5   |                    |       |

**VON MILLER'S 2016 GAME-BY-GAME**

*(Victories asterisked)*

| 2016 DENVER (7-3)    |                   | TACKLES |              |           |           |           |               |            |          |          |          |
|----------------------|-------------------|---------|--------------|-----------|-----------|-----------|---------------|------------|----------|----------|----------|
| Date                 | Opponent          | P/S     | UT           | A         | TT        | S-Yds.    | I-Yds.        | PD         | FF       | FR       |          |
| Sep 8                | vs. Carolina*     | S       | 3            | 0         | 3         | 1-6       | 0-0           | 0          | 0        | 0        |          |
| Sep 18               | vs. Indianapolis* | S       | 5            | 2         | 7         | 3-20      | 0-0           | 1          | 1        | 0        |          |
| Sep 25               | at Cincinnati*    | S       | 1            | 1         | 2         | 1-5       | 0-0           | 0          | 0        | 0        |          |
| Oct 2                | at Tampa Bay*     | S       | 2            | 2         | 4         | 0.5-4     | 0-0           | 0          | 0        | 0        |          |
| Oct 9                | vs. Atlanta       | S       | 2            | 2         | 4         | 1-6       | 0-0           | 0          | 0        | 0        |          |
| Oct 13               | at San Diego      | S       | 6            | 0         | 6         | 1-0       | 0-0           | 0          | 0        | 0        |          |
| Oct 24               | vs. Houston*      | S       | 3            | 0         | 3         | 0-0       | 0-0           | 0          | 0        | 0        |          |
| Oct 30               | vs. San Diego*    | S       | 2            | 2         | 4         | 1-1       | 0-0           | 0          | 0        | 0        |          |
| Nov 6                | at Oakland        | S       | 1            | 1         | 2         | 1-5       | 0-0           | 0          | 0        | 0        |          |
| Nov 13               | at New Orleans*   | S       | 4            | 0         | 4         | 0-0       | 0-0           | 0          | 0        | 0        |          |
| <b>Season Totals</b> |                   |         | <b>10/10</b> | <b>29</b> | <b>10</b> | <b>39</b> | <b>9.5-47</b> | <b>0-0</b> | <b>1</b> | <b>1</b> | <b>0</b> |



# COREY NELSON

52

## INSIDE LINEBACKER

6-1 • 226 • 3RD YR. • OKLAHOMA

BORN: April 22, 1992, in Dallas

HIGH SCHOOL: Skyline High School, Dallas

ACQUIRED: Draft #7 (242nd overall), 2014

NFL YEAR: 3rd • YEAR WITH BRONCOS: 3rd

NFL GAMES PLAYED/STARTED: 42/1 • POSTSEASON GP/GS: 4/0



### NELSON AT A GLANCE:

- A third-year linebacker who saw action in all 42 regular-season games (1 start) and four postseason contests in his first three NFL seasons with Denver, totaling 49 defensive tackles (30 solo) and 18 special-teams stops.
- Named the Broncos' inaugural Community Rookie of the Year in 2014 for his off-field contributions during his first NFL season.
- Played 45 games (27 starts) for the University of Oklahoma and finished his collegiate career with 154 tackles (76 solo), 7.5 sacks (43 yds.), one interception (24 yds.), 11 passes defended and one fumble recovery.
- Started 27 of his final 31 contests for the Sooners, including all five games played as a senior in 2013 before suffering a season-ending pectoral injury.
- Selected by the Broncos in the seventh round (242nd overall) of the 2014 NFL Draft.

**CAREER TRANSACTIONS:** Signed by Denver as a draft choice 6/2/14.



**2016:** Nelson posted two solo tackles vs. Car. (9/8)... Saw action on defense and special teams vs. Ind. (9/18)... Notched one solo tackle at Cin. (9/25)... Tallied two solo tackles and one special-teams stop at T.B. (10/2)... Registered one tackle and one special-teams stop vs. Atl. (10/9) and at S.D. (10/13)... Recorded four tackles (2 solo) and three special-teams stops vs. Hou. (10/24)... Made his first career start and finished with five tackles and one pass defended vs. S.D. (10/30)... Tallied six tackles (4 solo) and one special-teams stop at Oak. (11/6)... Notched four tackles (1 solo) at N.O. (11/13).

**2015:** Nelson played all 16 regular-season games and totaled 10 tackles (9 solo), one sack (1 yds.) and seven special-teams stops... Saw action on defense and special teams in all three of Denver's postseason games, contributing one tackle and three special-teams stops... Totaled two or more special-teams stops in three games... Posted one solo defensive stop and a team-high three special-teams tackles in Denver's Super Bowl 50 victory vs. Car. (2/7).

**2014:** Selected by the Broncos in the seventh round (242nd overall) of the 2014 NFL Draft, Nelson played all 16 regular-season games and totaled 13 tackles (7 solo), one pass defended and four special-teams stops... Made his Broncos debut in the season opener vs. Ind. (9/7) on special teams... Recorded his first career special-teams tackle at Sea. (9/21)... Tallied his first career defensive stop at NYJ (10/12) and finished with a team-high seven tackles (3 solo).

**COLLEGE:** Nelson started 27 of his final 31 contests for the University of Oklahoma and finished his collegiate career with 154 tackles (76 solo), 7.5 sacks (43 yds.), one interception (24 yds.), 11 passes defended and one fumble recovery... Suffered a season-ending pectoral injury five games into his senior campaign... Named an honorable mention All-Big 12 Conference selection as a sophomore after appearing in all 13 games (11 starts) and totaling a career-high 59 tackles (29 solo) in addition to 5.5 sacks (34 yds.), four passes defended and one fumble recovery.

**PERSONAL:** Nelson was named 5A Defensive Player of the Year by the Associated Press and a first-team All-American by MaxPreps.com after his senior year at Skyline High School in Dallas, where he collected 133 tackles and nine sacks while blocking five field goals... Selected as an all-state defensive end as a sophomore... Majored in communication at Oklahoma and was selected to the Academic All-Big 12 Teams in 2011 (first team) and 2012 (second team)... Named the Broncos' inaugural Community Rookie of the Year in 2014 for his contributions to the community during his first NFL season... Corey Nelson was born on April 22, 1992, in Dallas.

### NELSON'S REGULAR SEASON RECORD

| Year                 | Club   | G         | S        | UT        | A         | TT        | S-Yds.     | I-Yds.     | PD       | FF       | FR       | TD-Int.  | TD-FR    | S        | Pts.     |
|----------------------|--------|-----------|----------|-----------|-----------|-----------|------------|------------|----------|----------|----------|----------|----------|----------|----------|
| 2014                 | Denver | 16        | 0        | 7         | 6         | 13        | 0-0        | 0-0        | 1        | 0        | 0        | 0        | 0        | 0        | 0        |
| 2015                 | Denver | 16        | 0        | 9         | 1         | 10        | 1-1        | 0-0        | 0        | 0        | 0        | 0        | 0        | 0        | 0        |
| 2016                 | Denver | 10        | 1        | 14        | 12        | 26        | 0-0        | 0-0        | 1        | 0        | 0        | 0        | 0        | 0        | 0        |
| <b>CAREER TOTALS</b> |        | <b>42</b> | <b>1</b> | <b>28</b> | <b>19</b> | <b>47</b> | <b>1-1</b> | <b>0-0</b> | <b>2</b> | <b>0</b> | <b>0</b> | <b>0</b> | <b>0</b> | <b>0</b> | <b>0</b> |

**ADDITIONAL STATISTICS:** Special-teams tackles — 2014 (4), 2015 (7), 2016 (7), TOTAL (18).

**NELSON'S POSTSEASON RECORD**

| Year                 | Club   | G        | S        | UT       | A        | TT       | S-Yds.     | I-Yds.     | PD       | FF       | FR       | TD-Int.  | TD-FR    | S        | Pts.     |
|----------------------|--------|----------|----------|----------|----------|----------|------------|------------|----------|----------|----------|----------|----------|----------|----------|
| 2014                 | Denver | 1        | 0        | 0        | 0        | 0        | 0-0        | 0-0        | 0        | 0        | 0        | 0        | 0        | 0        | 0        |
| 2015                 | Denver | 3        | 0        | 1        | 0        | 1        | 0-0        | 0-0        | 0        | 0        | 0        | 0        | 0        | 0        | 0        |
| <b>CAREER TOTALS</b> |        | <b>4</b> | <b>0</b> | <b>1</b> | <b>0</b> | <b>1</b> | <b>0-0</b> | <b>0-0</b> | <b>0</b> | <b>0</b> | <b>0</b> | <b>0</b> | <b>0</b> | <b>0</b> | <b>0</b> |

**ADDITIONAL STATISTICS:** Special-teams tackles — 2014 (1), 2015 (3), TOTAL (4).

**COREY NELSON'S 2016 GAME-BY-GAME**

(Victories asterisked)

| 2016 DENVER (7-3)    |                   | TACKLES |             |           |           |           |            |            |          |          |          |
|----------------------|-------------------|---------|-------------|-----------|-----------|-----------|------------|------------|----------|----------|----------|
| Date                 | Opponent          | P/S     | UT          | A         | TT        | S-Yds.    | I-Yds.     | PD         | FF       | FR       |          |
| Sep 8                | vs. Carolina*     | P       | 2           | 0         | 2         | 0-0       | 0-0        | 0          | 0        | 0        |          |
| Sep 18               | vs. Indianapolis* | P       | 0           | 0         | 0         | 0-0       | 0-0        | 0          | 0        | 0        |          |
| Sep 25               | at Cincinnati*    | P       | 1           | 0         | 1         | 0-0       | 0-0        | 0          | 0        | 0        |          |
| Oct 2                | at Tampa Bay*     | P       | 2           | 0         | 2         | 0-0       | 0-0        | 0          | 0        | 0        |          |
| Oct 9                | vs. Atlanta       | P       | 0           | 1         | 0         | 0-0       | 0-0        | 0          | 0        | 0        |          |
| Oct 13               | at San Diego      | P       | 1           | 0         | 1         | 0-0       | 0-0        | 0          | 0        | 0        |          |
| Oct 24               | vs. Houston*      | P       | 2           | 2         | 4         | 0-0       | 0-0        | 0          | 0        | 0        |          |
| Oct 30               | vs. San Diego*    | S       | 1           | 4         | 5         | 0-0       | 0-0        | 1          | 0        | 0        |          |
| Nov 6                | at Oakland        | P       | 4           | 2         | 6         | 0-0       | 0-0        | 0          | 0        | 0        |          |
| Nov 13               | at New Orleans*   | P       | 1           | 3         | 4         | 0-0       | 0-0        | 0          | 0        | 0        |          |
| <b>Season Totals</b> |                   |         | <b>10/1</b> | <b>14</b> | <b>12</b> | <b>26</b> | <b>0-0</b> | <b>0-0</b> | <b>1</b> | <b>0</b> | <b>0</b> |



# JORDAN NORWOOD

11

WIDE RECEIVER



5-11 • 180 • 7TH YR. • PENN STATE

BORN: Sept. 29, 1986, in Honolulu

HIGH SCHOOL: State College (Pa.) Area High School

ACQUIRED: Free Agent, 2014

NFL YEAR: 7th • YEAR WITH BRONCOS: 3rd

NFL GAMES PLAYED/STARTED: 38/14 • POSTSEASON GP/GS: 3/1

## NORWOOD AT A GLANCE:

- A seventh-year wide receiver who totaled 77 receptions for 815 yards (10.6 avg.) with two touchdowns during his first seven NFL seasons with Philadelphia (2009), Cleveland (2010-12) and Denver (2014-16).
- Appeared in 11 regular-season games (5 starts) in addition to three postseason contests (1 start) in 2015, finishing with 22 catches for 207 yards (9.4 avg.), six punt returns for 51 yards (8.5 avg.) and two kickoff returns for 29 yards (14.5 avg.).
- Posted the longest punt return (61 yds.) in Super Bowl history in Denver's 24-10 win vs. Carolina in Super Bowl 50.
- Competed with the Broncos during training camp in 2014 before being placed on injured reserve (knee) and missing the season.
- Posted a career-high 23 catches for 268 yards (11.7 avg.) with one score in 14 games (4 starts) with Cleveland in 2011.
- Played four seasons at Penn State University, totaling 158 receptions for 2,015 yards (12.8 avg.) with 13 touchdowns.
- Joined the Broncos a free agent on Dec. 31, 2013.
- Entered the NFL with Cleveland as a college free agent on May 1, 2009.

**CAREER TRANSACTIONS:** Signed by Cleveland as a college free agent 5/1/09; Waived by Cleveland 9/5/09; Signed by Philadelphia (practice squad) 9/23/09; Signed by Philadelphia (active roster) 12/1/09; Waived by Philadelphia 12/7/09; Signed by Philadelphia (practice squad) 12/9/09; Waived by Philadelphia 9/4/10; Signed by Cleveland (practice squad) 9/6/10; Signed by Cleveland (active roster) 11/30/10; Waived by Cleveland 8/26/13; Signed by Tampa Bay 8/28/13; Waived by Tampa Bay 8/31/13; Signed by Denver 12/31/13.



**2016:** Norwood returned two punts for 26 yards (13.0 avg.) vs. Car. (9/8)... Caught three passes for 24 yards (8.0 avg.) and returned two punts for 26 yards (13.0 avg.) vs. Ind. (9/18)... Returned one punt for 11 yards and carried one time at Cin. (9/25)... Caught a pair of passes for 25 yards (12.5 avg.) and returned two punts for 12 yards (6.0 avg.) at T.B. (10/2)... Caught two passes for 24 yards (12.0 avg.) and returned one punt for 17 yards vs. Atl. (10/9)... Hauled in five passes for 39 yards (7.8 avg.) and returned two punts for 16 yards (8.0 avg.) and two kickoffs for 46 yards (23.0 avg.) at S.D. (10/13)... Caught one pass for eight yards and returned three punts for 33 yards (11.0 avg.) and one kickoff for 19 yards vs. Hou. (10/24)... Returned a pair of punts for 15 yards (7.5 avg.) and caught one pass for nine yards vs. S.D. (10/30)... Scored on a 36-yard touchdown and finished with two catches for 56 yards (28.0 avg.) in addition to returning one punt for 12 yards at Oak. (11/6)... Made three catches for 18 yards (6.0 avg.) and returned two punts for 17 yards (8.5 avg.) at N.O. (11/13).

**2015:** Norwood appeared in 11 regular-season games (5 starts) and three postseason contests (1 start), finishing with 22 catches for 207 yards (9.4 avg.)... Contributed in the return game, returning six punts for 51 yards (8.5 avg.) and two kickoffs for 29 yards (14.5 avg.)... Hauled in three passes for 48 yards (16.0 avg.) and returned three punts for 33 yards (11.0 avg.) vs. S.D. (1/3)... Started and caught one pass for 10 yards in his first career postseason appearance in Denver's AFC Divisional Playoff Game vs. Pit. (1/17)... Caught two passes for 16 yards (8.0 avg.) and returned three punts for 21 yards (7.0 avg.) in Denver's AFC Championship Game vs. N.E. (1/24)...

## NORWOOD SETS SUPER BOWL PUNT RETURN RECORD

### LONGEST PUNT RETURNS, SUPER BOWL HISTORY

| Player                  | Opponent           | Length |
|-------------------------|--------------------|--------|
| 1. Jordan Norwood, Den. | vs. Car. (2/7/16)  | 61     |
| 2. John Taylor, S.F.    | vs. Cin. (1/22/89) | 45     |
| 3. Steve Breaston, Ari. | vs. Pit. (2/1/09)  | 34     |
| Darrell Green, Was.     | vs. LAA (1/22/84)  | 34     |
| Desmond Howard, G.B.    | vs. N.E. (1/26/97) | 34     |
| Jermaine Lewis, Bal.    | vs. NYG (1/28/01)  | 34     |

Posted the longest punt return in Super Bowl history (61 yds.) in Denver's Super Bowl 50 victory vs. Car. (2/7).

**2014:** Norwood missed the entire 2014 season with a knee injury sustained in training camp.

**2013:** Norwood spent the year out of football after competing with Cleveland and Tampa Bay during the preseason.

**2012:** Norwood saw action in two games for Cleveland and totaled 13 catches for 137 yards (10.5 avg.)... Led the team with a career-best nine catches for 81 yards (9.0 avg.) at NYG (10/7)—the highest reception total for a Browns player in seven seasons... Placed on injured reserve (foot) on Oct. 12.

**2011:** Norwood appeared in a career-best 14 games (4 starts) and recorded 23 receptions for 268 yards (11.7 avg.) with one touchdown... Returned four punts for 35 yards (8.8 avg.)... Posted at least one reception in each of his final eight games of the season... Made his first career catch—a 6-yard reception—vs. Cin. (9/11)... Totaled 69 yards on four catches (17.3 avg.) and scored his first career touchdown at Cin. (11/27).

**2010:** Norwood spent the first 12 weeks on Cleveland's practice squad before being elevated to the club's 53-man roster... Inactive for the Browns' final five games.

**2009:** Norwood, who entered the NFL as a college free agent with Cleveland on May 1, competed with the Browns during training camp before being waived and spending the rest of his rookie season with Philadelphia... Spent 13 weeks on the Eagles' practice squad and appeared in one game for the club while on its active roster... Made his NFL debut at Atl. (12/6).

**COLLEGE:** Norwood played four seasons at Penn State University and totaled 158 receptions for 2,015 yards (12.8 avg.) with 13 touchdowns... Posted a career-best 637 yards and six scores on 41 catches (15.5 avg.) as a senior... Competed on the Nittany Lions' basketball team during the 2006-07 season, seeing action in four games for the school.

**PERSONAL:** Norwood attended State College (Pa.) Area High School, where he was a star football and basketball player... Posted 21 catches for 273 yards (13.0 avg.) with four touchdowns in helping the football team to the Class AAAA state semifinals... Selected as a two-time Mountain Athletic Conference Defensive Player of the Year as a point guard on the basketball team that captured the 2003 state title... His father, Brian Norwood, is the associate head coach (safeties) at Baylor University... His older brother, Gabe, was a member of the George Mason University basketball team that advanced to the 2006 NCAA Final Four... Jordan Shea Rashad Norwood was born on Sept. 29, 1986, in Honolulu.

### NORWOOD'S REGULAR SEASON RECORD

| Year                 | Club         | RECEIVING       |           |           |            |             |           |          | SCORING  |          |          |          |          |           |
|----------------------|--------------|-----------------|-----------|-----------|------------|-------------|-----------|----------|----------|----------|----------|----------|----------|-----------|
|                      |              | G               | S         | No.       | Yds.       | Avg.        | LG        | TD       | TD       | TDr      | Tdp      | TDrt     | 2pt      | Pts.      |
| 2009                 | Philadelphia | 1               | 0         | 0         | 0          | 0.0         | —         | 0        | 0        | 0        | 0        | 0        | 0        | 0         |
| 2010                 | Cleveland    | 0               | 0         | 0         | 0          | 0.0         | —         | 0        | 0        | 0        | 0        | 0        | 0        | 0         |
| 2011                 | Cleveland    | 14              | 4         | 23        | 268        | 11.7        | 51        | 1        | 1        | 0        | 1        | 0        | 0        | 6         |
| 2012                 | Cleveland    | 2               | 0         | 13        | 137        | 10.5        | 27        | 0        | 0        | 0        | 0        | 0        | 0        | 0         |
| 2013                 |              | OUT OF FOOTBALL |           |           |            |             |           |          |          |          |          |          |          |           |
| 2014                 | Denver       | INJURED RESERVE |           |           |            |             |           |          |          |          |          |          |          |           |
| 2015                 | Denver       | 11              | 5         | 22        | 207        | 9.4         | 34        | 0        | 0        | 0        | 0        | 0        | 0        | 0         |
| 2016                 | Denver       | 10              | 5         | 19        | 203        | 10.7        | 36†       | 1        | 1        | 0        | 1        | 0        | 0        | 6         |
| <b>CAREER TOTALS</b> |              | <b>38</b>       | <b>14</b> | <b>77</b> | <b>815</b> | <b>10.6</b> | <b>51</b> | <b>2</b> | <b>2</b> | <b>0</b> | <b>2</b> | <b>0</b> | <b>0</b> | <b>12</b> |

**ADDITIONAL STATISTICS:** Punt returns — 2011 (4 for 35 yds., 8.8 avg., 14 LG), 2015 (6 for 51 yds., 8.5 avg., 14 LG), 2016 (18 for 185 yards, 10.3 avg., 17 LG), TOTAL (28 for 271 yds., 9.7 avg., 17 LG). Kick returns — 2015 (2 for 29 yds., 14.5 avg., 15 LG), 2016 (3 for 65 yards, 21.7 avg., 27 LG), TOTAL (5 for 94 yds., 18.8 avg., 27 LG). Rushed once for 1 yd. at N.Y. Giants, 10/7/12. Rushed once for no yards at Cincinnati, 9/25/16. Special teams FR—2015 (1), Total (1). Miscellaneous tackles—2015 (1), Total (1).

### NORWOOD'S POSTSEASON RECORD

| Year                 | Club   | RECEIVING |          |          |           |            |           |          | SCORING  |          |          |          |          |          |
|----------------------|--------|-----------|----------|----------|-----------|------------|-----------|----------|----------|----------|----------|----------|----------|----------|
|                      |        | G         | S        | No.      | Yds.      | Avg.       | LG        | TD       | TD       | TDr      | Tdp      | TDrt     | 2pt      | Pts.     |
| 2015                 | Denver | 3         | 1        | 3        | 26        | 8.7        | 13        | 0        | 0        | 0        | 0        | 0        | 0        | 0        |
| <b>CAREER TOTALS</b> |        | <b>3</b>  | <b>1</b> | <b>3</b> | <b>26</b> | <b>8.7</b> | <b>13</b> | <b>0</b> | <b>0</b> | <b>0</b> | <b>0</b> | <b>0</b> | <b>0</b> | <b>0</b> |

**ADDITIONAL STATISTICS:** Punt returns — 2015 (4 for 82 yds., 20.5 avg., 61 LG), TOTAL (4 for 82 yds., 20.5 avg., 61 LG).

### NORWOOD'S SINGLE-GAME HIGHS

(Postseason in parentheses)

**Receptions** — 9 at N.Y. Giants, 10/7/12 (2 vs. New England, 1/24/16). **Receiving yards** — 81 at N.Y. Giants, 10/7/12 (16 vs. New England, 1/24/16). **Longest reception** — 51 vs. Jacksonville, 11/20/11 (13 vs. New England, 1/24/16). **Receiving touchdowns** — 1, twice, last at Oakland, 11/6/16 (none). **Punt return long** — 17 vs. Atlanta, 10/9/16 (61\* vs. Carolina, 2/7/16).

\*Super Bowl Record



**JORDAN NORWOOD'S 2016 GAME-BY-GAME**

*(Victories asterisked)*

| 2016 DENVER (7-3)    |                   |     | RECEIVING   |           |            |             |            | SCORING  |          |          |
|----------------------|-------------------|-----|-------------|-----------|------------|-------------|------------|----------|----------|----------|
| Date                 | Opponent          | P/S | No.         | Yds.      | Avg.       | LG          | TD         | 2pt.     | Pts.     |          |
| Sep 8                | vs. Carolina*     | S   | 0           | 0         | —          | —           | 0          | 0        | 0        |          |
| Sep 18               | vs. Indianapolis* | S   | 3           | 24        | 8.0        | 9           | 0          | 0        | 0        |          |
| Sep 25               | at Cincinnati*    | P   | 0           | 0         | —          | —           | 0          | 0        | 0        |          |
| Oct 2                | at Tampa Bay*     | S   | 2           | 25        | 12.5       | 21          | 0          | 0        | 0        |          |
| Oct 9                | vs. Atlanta       | P   | 2           | 24        | 12.0       | 17          | 0          | 0        | 0        |          |
| Oct 13               | at San Diego      | S   | 5           | 39        | 7.8        | 11          | 0          | 0        | 0        |          |
| Oct 24               | vs. Houston*      | P   | 1           | 8         | 8.0        | 8           | 0          | 0        | 0        |          |
| Oct 30               | vs. San Diego*    | P   | 1           | 9         | 9.0        | 9           | 0          | 0        | 0        |          |
| Nov 6                | at Oakland        | P   | 2           | 56        | 28.0       | 36t         | 1          | 0        | 6        |          |
| Nov 13               | at New Orleans*   | S   | 3           | 18        | 6.0        | 9           | 0          | 0        | 0        |          |
| <b>Season Totals</b> |                   |     | <b>10/5</b> | <b>19</b> | <b>203</b> | <b>10.7</b> | <b>36t</b> | <b>1</b> | <b>0</b> | <b>6</b> |



# RUSSELL OKUNG

73

## OFFENSIVE TACKLE

6-5 • 310 • 7TH YR. • OKLAHOMA STATE

BORN: Oct. 7, 1988, in Richmond, Texas

HIGH SCHOOL: George Bush High School, Fort Bend, Texas

ACQUIRED: Unrestricted Free Agent, 2016

NFL YEAR: 7th • YEAR WITH BRONCOS: 1st

NFL GAMES PLAYED/STARTED: 82/82 • POSTSEASON GP/GS: 12/12



### OKUNG AT A GLANCE:

- A seventh-year offensive tackle who started all 82 regular-season games played and 12 postseason contests—all at left tackle—in his first seven NFL seasons with Seattle (2010-15) and Denver (2016).
- Allowed the second-fewest sacks (22.0) among NFL offensive linemen with at least 70 starts at left tackle since entering the league in 2010.
- Contributed to a Seahawks offense that ranked second in the league in rushing (135.2 ypg.) from 2010-15.
- Opened 12 postseason contests at left tackle, which ties for first among NFL offensive linemen since 2010.
- Appeared in 13 games and both postseason contests for Seattle in 2015, helping the Seahawks to their fifth postseason appearance in six seasons.
- Named to the 2012 Pro Bowl after starting 15 games and helping running back Marshawn Lynch achieve 1,590 yards rushing and 11 touchdowns.
- Started 47-of-52 games (39 at LT; 8 at RT) at Oklahoma State University, earning unanimous All-American and first-team All-Big 12 honors as a junior and senior in addition to being named an Outland Trophy Finalist and the Big 12 Offensive Lineman of the Year as senior in 2009.
- Joined the Broncos as an unrestricted free agent on March 17, 2016.
- Selected by Seattle in the first round (6th overall) of the 2010 NFL Draft.

### 73's TROPHY CASE

Pro Bowls (1) ..... 2012

### CAREER TRANSACTIONS:

Signed by Seattle as a draft choice 8/6/10; Signed by Denver as an unrestricted free agent 3/17/16.



**2016:** Okung started and made his Broncos debut at left tackle vs. Car. (9/8)... Started at left tackle vs. Ind. (9/18), at Cin. (9/25), at T.B. (10/2), vs. Atl. (10/9), at S.D. (10/13), vs. Hou. (10/24), vs. S.D. (10/30), at Oak (11/6) and at N.O. (11/13).

**2015:** Okung started all 13 regular-season games played and both postseason contests for Seattle as the club made the postseason for the fourth consecutive season... Helped the Seahawks rank third in the league in rushing (141.8 ypg.)—the fourth consecutive season the team boasted a top-4 rushing attack—and fourth in league in total offense (378.6 ypg.) and scoring (26.4 ppg.).

**2014:** Okung opened all 14 regular-season games played and three postseason contests for Seattle... Contributed to Seattle winning 12-plus games for the second consecutive season and fourth time in team history in addition to reaching the club's second Super Bowl trip in as many seasons... Helped Seattle lead the NFL with 172.6 rushing yards per game on a franchise-record 2,762 yards as RB Marshawn Lynch (81.6 ypg./13 TDs) and QB Russell Wilson (53.1 ypg./6 TDs) both finished as two of the top-20 rushers and rushing-scorers in the league... Paved the way for Seattle's franchise-best 350 rushing yards vs. NYG (11/9)... Started at left tackle in Seattle's NFC Divisional Playoff Game vs. Car. (1/10), NFC Championship Game vs. G.B. (1/18) and Super Bowl XLIX vs. N.E. (2/1).

### OKUNG ONE OF LEAGUE'S BEST LTs SINCE 2010

#### FEWEST SACKS ALLOWED AT LT, MIN. 70 STARTS (STATS,LLC.)

| Player                  | Team        | No.         |
|-------------------------|-------------|-------------|
| 1. Andrew Whitworth     | Cin.        | 21.5        |
| 2. <b>Russell Okung</b> | <b>Sea.</b> | <b>22.0</b> |
| Joe Thomas              | Cle.        | 22.0        |
| 4. Jared Veldheer       | Oak./Ari.   | 23.0        |
| 5. Jason Peters         | Phi.        | 25.0        |

**2013:** Okung started all eight regular-season games played and three postseason contests... Missed eight games with a toe injury... Opened the first two games of the season before being placed on injured reserve/designated to return... Came back to play beginning in Week 11... Helped Lynch to 14 total touchdowns (12 rush, 2 rec.) as Seattle ranked fourth in the NFL in rushing (136.8 ypg)... Started in Seattle's NFC Divisional Playoff Game vs. N.O. (1/11), NFC Championship Game vs. S.F. (1/19) and Super Bowl XLVIII vs. Den. (2/2).

**2012:** Okung was voted a Pro Bowl starter for the first time in his career after opening 15 regular-season games and both postseason contests... Paved the way for Lynch's 1,590 yards and 11 rushing touchdowns... Helped the Seahawks' rushing attack rank third in the league (161.2 ypg.)... Was credited with 2.0 sacks allowed (.133/G), which was the lowest sack rate of his career, according to STATS, LLC... Started at left tackle in Seattle's NFC Wild Card Playoff Game at Was. (1/6) and NFC Divisional Playoff Game at Atl. (1/13).

**2011:** Okung opened the first 12 games of the season before being placed on injured reserve with a torn pectoral muscle... Helped Lynch set a club record by scoring at least one touchdown in 11 consecutive games...

**2010:** Selected by Seattle in the first round (6th overall) in the 2010 NFL Draft, Okung started all 10 regular-season games played and two postseason contests... Made his NFL debut in Week 4 at Stl. (10/3)... Started the last seven games of the regular season after missing six games with an ankle injury... Opened at left tackle in Seattle's NFC Wild Card Playoff Game vs. N.O. (1/8) and NFC Divisional Playoff Game at Chi. (1/16).

**COLLEGE:** Okung appeared in 52 games (47 starts) at Oklahoma State University, where he left school as one of the most decorated offensive linemen in Big 12 history... Opened 47 consecutive games (39 at LT; 8 at RT) to close out his collegiate career... Named an Outland Trophy Finalist and Big 12 Offensive Linemen of the Year in addition to being the only offensive lineman named a semi-finalist for the Lombardi Award following his senior season in 2009... Earned first-team All-America and first-team All-Big 12 honors as a junior and senior... Registered 317 knock-downs with 48 touchdown-resulting blocks during his three-plus years as a starter.

**PERSONAL:** Okung attended George Bush High School in Fort Bend, Texas, where he was named a first-team All-Greater Houston and first-team all-district selection... Named to the *Dallas Morning News'* Top 100 squad as a senior... Russell Okung was born Oct. 7, 1988, in Richmond, Texas.

**OKUNG'S REGULAR SEASON RECORD**

| Year                 | Club    | G         | S         |
|----------------------|---------|-----------|-----------|
| 2010                 | Seattle | 10        | 10        |
| 2011                 | Seattle | 12        | 12        |
| 2012                 | Seattle | 15        | 15        |
| 2013                 | Seattle | 8         | 8         |
| 2014                 | Seattle | 14        | 14        |
| 2015                 | Seattle | 13        | 13        |
| 2016                 | Denver  | 10        | 10        |
| <b>CAREER TOTALS</b> |         | <b>82</b> | <b>82</b> |

**ADDITIONAL STATISTICS:** *Miscellaneous tackles* — 2010 (1), 2016 (2), TOTAL (3).

**OKUNG'S POSTSEASON RECORD**

| Year                 | Club    | G         | S         |
|----------------------|---------|-----------|-----------|
| 2010                 | Seattle | 2         | 2         |
| 2012                 | Seattle | 2         | 2         |
| 2013                 | Seattle | 3         | 3         |
| 2014                 | Seattle | 3         | 3         |
| 2015                 | Seattle | 2         | 2         |
| <b>CAREER TOTALS</b> |         | <b>12</b> | <b>12</b> |



# MATT PARADIS

61

CENTER



6-3 • 300 • 2ND YR. • BOISE STATE

**BORN:** Oct. 12, 1989, in Council, Idaho

**HIGH SCHOOL:** Council (Idaho) High School

**ACQUIRED:** Draft #6 (207th overall), 2014

**NFL YEAR:** 2nd • **YEAR WITH BRONCOS:** 2nd

**NFL GAMES PLAYED/STARTED:** 26/26 • **POSTSEASON GP/GS:** 3/3

## PARADIS AT A GLANCE:

- A second-year center who started all 26 regular-season games and three postseason contests played with Denver (2015-16).
- Participated in every offensive snap in 2015 after spending the entire 2014 season competing on the Broncos' practice squad.
- Played 35 career games (27 starts) at Boise State University after working his way up from a walk-on defensive lineman and a participant in 8-man high school football.
- Started his final 26 games at center for Boise State, earning All-Mountain West Conference accolades after his junior (first team) and senior (second team) campaigns.
- Selected by the Broncos in the sixth round (207th overall) of the 2014 NFL Draft.

**CAREER TRANSACTIONS:** Signed by Denver as a draft choice 6/2/14; Waived by Denver 8/30/14; Signed by Denver (practice squad) 8/31/14.



**2015:** Paradis started at center vs. Car. (9/8), vs. Ind. (9/18), at Cin. (9/25), at T.B. (10/2), vs. Atl. (10/9), at S.D. (10/13), vs. Hou. (10/24), vs. S.D. (10/30), at Oak. (11/6) and at N.O. (11/13).

**2015:** Paradis played every offensive snap—the only Broncos player in 2015 to accomplish the feat—while starting all 16 regular season games and three postseason contests... Allowed just one sack and was called for only two penalties on the year... Made his NFL debut vs. Bal. (9/13).

**2014:** Selected by Denver in the sixth round (207th overall) of the 2014 NFL Draft, Paradis spent his rookie season competing on Denver's practice squad.

**COLLEGE:** Paradis was named a second-team All-Mountain West Conference selection after starting all 13 games at center for Boise State University and helping the offense rank ninth nationally red zone efficiency (.906), 16th in scoring (38.8 ppg) and 24th in total yards (470.8 per game)... Selected as Boise State's Outstanding Offensive Lineman and was named a game captain in four contests as senior... Opened all 13 games at center in 2012 and earned first-team all-conference recognition while contributing to a unit that ranked sixth in the nation in sacks allowed (0.77 per game)... Switched from defensive line to offensive line before the start of his sophomore season... Redshirted as a true freshman and was named the team's Defensive Scout Player of the Year after walking on to the squad.

**PERSONAL:** Paradis was named the 1A Idaho High School Player of the Year in 2008 while playing 8-man football for Council (Idaho) High School... Received first-team all-state recognition on both offense and defense as a junior in 2007... Majored in business economics at Boise State... Named to the National Football Foundation's Hampshire Honor Society in 2013 and was a member of the Academic All-Mountain West Team... Last name is pronounced PARE-ud-diss... Matt Paradis was born on Oct. 12, 1989.

## PARADIS' REGULAR SEASON RECORD

| Year                 | Club   | G              | S         |
|----------------------|--------|----------------|-----------|
| 2014                 | Denver | PRACTICE SQUAD |           |
| 2015                 | Denver | 16             | 16        |
| 2016                 | Denver | 10             | 10        |
| <b>CAREER TOTALS</b> |        | <b>26</b>      | <b>26</b> |

**ADDITIONAL STATISTICS:** Miscellaneous tackles — 2015 (1), TOTAL (1).

## PARADIS' POSTSEASON RECORD

| Year                 | Club   | G        | S        |
|----------------------|--------|----------|----------|
| 2015                 | Denver | 3        | 3        |
| <b>CAREER TOTALS</b> |        | <b>3</b> | <b>3</b> |



# WILL PARKS

34

## SAFETY



6-1 • 194 • ARIZONA

**BORN:** July 29, 1994, in Philadelphia

**HIGH SCHOOL:** Germantown High School, Philadelphia

**ACQUIRED:** Draft #6 (219th overall), 2016

**NFL YEAR:** 1st • **YEAR WITH BRONCOS:** 1st

**NFL GAMES PLAYED/STARTED:** 10/0

### PARKS AT A GLANCE:

- A rookie safety who started 31-of-53 games played for the University of Arizona, totaling 197 tackles (130 solo), one sack (7 yds.), four interceptions (102 yds.) and 24 passes defended.
- Attended Germantown High School in Philadelphia, where he was named a first-team All-Southeastern Pennsylvania selection as a cornerback his senior year.
- Selected by the Broncos in the sixth round (219th overall) of the 2016 NFL Draft.



**2016:** Selected by Denver in the sixth round (219th overall) of the 2016 NFL Draft, Parks made his NFL debut vs. Car. (9/8)... Notched one solo tackle vs. Ind. (9/18)... Intercepted his first career pass in addition to posting two solo tackles and one pass defended at Cin. (9/25)... Saw action on defense and special teams at T.B. (10/2)... Made one special-teams tackle vs. Atl. (10/9)... Tallied one solo stop, one special-teams tackle and one special-teams fumble recovery at S.D. (10/13)... Recorded two tackles (1 solo) vs. Hou. (10/24)... Notched one solo tackle and one special-teams stop vs. S.D. (10/30)... Posted two tackles (1 solo) at Oak. (11/6)... Returned a blocked extra point for a defensive conversion—the game-winning two points—in addition to making two defensive tackles at N.O. (11/13).

**COLLEGE:** Parks started 31-of-53 games played for the University of Arizona, totaling 197 tackles (130 solo), one sack (7 yds.), four interceptions (102 yds.) and 24 passes defended... Opened all 13 games as a senior for the Wildcats and was named one of the teams' four captains... Tallied a team-best 76 tackles (53 solo), seven passes defended and two forced fumbles... Earned honorable mention All-Pacific-12 Conference honors... Started all 14 contests at the 'spur' position as a junior, totaling 81 tackles (52 solo), one sack (7 yds.), two interceptions (14 yds.), 10 passes defended and one fumble recovery.

**HIGH SCHOOL:** Parks played cornerback, receiver, running back and kick returner for Germantown High School in Philadelphia... Named to the All-Southeastern Pennsylvania first team as a senior after making 27 tackles and four interceptions (119 yards)... Played in the Chesapeake Bowl... Scored 13 touchdowns between his junior and senior year on offense... Also lettered in basketball and track and field.

**PERSONAL:** Parks majored in sports and society at Arizona... Will Parks was born on July 29, 1994, in Philadelphia.

### PARKS' REGULAR SEASON RECORD

| Year                 | Club   | G         | S        | UT       | A        | TT        | S-Yds.     | I-Yds.     | PD       | FF       | FR       | TD-Int.  | TD-FR    | S        | Pts.     |
|----------------------|--------|-----------|----------|----------|----------|-----------|------------|------------|----------|----------|----------|----------|----------|----------|----------|
| 2016                 | Denver | 10        | 0        | 7        | 4        | 11        | 0-0        | 1-0        | 1        | 0        | 0        | 0        | 0        | 0        | 0        |
| <b>CAREER TOTALS</b> |        | <b>10</b> | <b>0</b> | <b>7</b> | <b>4</b> | <b>11</b> | <b>0-0</b> | <b>1-0</b> | <b>1</b> | <b>0</b> | <b>0</b> | <b>0</b> | <b>0</b> | <b>0</b> | <b>0</b> |

**ADDITIONAL STATISTICS:** Special-teams tackles — 2016 (3), TOTAL (3). Special-teams FR — 2016 (1), TOTAL (1). Returned a blocked extra point for a defensive conversion at New Orleans, 11/13/16.

### WILL PARKS' 2016 GAME-BY-GAME

(Victories asterisked)

| 2016 DENVER (7-3)    |                   | TACKLES |             |          |          |           |            |            |          |          |          |  |  |  |  |
|----------------------|-------------------|---------|-------------|----------|----------|-----------|------------|------------|----------|----------|----------|--|--|--|--|
| Date                 | Opponent          | P/S     | UT          | A        | TT       | S-Yds.    | I-Yds.     | PD         | FF       | FR       |          |  |  |  |  |
| Sep 8                | vs. Carolina*     | P       | 0           | 0        | 0        | 0-0       | 0-0        | 0          | 0        | 0        |          |  |  |  |  |
| Sep 18               | vs. Indianapolis* | P       | 1           | 0        | 1        | 0-0       | 0-0        | 0          | 0        | 0        |          |  |  |  |  |
| Sep 25               | at Cincinnati*    | P       | 2           | 0        | 2        | 0-0       | 1-0        | 1          | 0        | 0        |          |  |  |  |  |
| Oct 2                | at Tampa Bay*     | P       | 0           | 0        | 0        | 0-0       | 0-0        | 0          | 0        | 0        |          |  |  |  |  |
| Oct 9                | vs. Atlanta       | P       | 0           | 0        | 0        | 0-0       | 0-0        | 0          | 0        | 0        |          |  |  |  |  |
| Oct 13               | at San Diego      | P       | 1           | 0        | 1        | 0-0       | 0-0        | 0          | 0        | 0        |          |  |  |  |  |
| Oct 24               | vs. Houston*      | P       | 1           | 1        | 2        | 0-0       | 0-0        | 0          | 0        | 0        |          |  |  |  |  |
| Oct 30               | vs. San Diego*    | P       | 1           | 0        | 1        | 0-0       | 0-0        | 0          | 0        | 0        |          |  |  |  |  |
| Nov 6                | at Oakland        | P       | 1           | 1        | 2        | 0-0       | 0-0        | 0          | 0        | 0        |          |  |  |  |  |
| Nov 13               | at New Orleans*   | P       | 0           | 2        | 2        | 0-0       | 0-0        | 0          | 0        | 0        |          |  |  |  |  |
| <b>Season Totals</b> |                   |         | <b>10/0</b> | <b>7</b> | <b>4</b> | <b>11</b> | <b>0-0</b> | <b>1-0</b> | <b>1</b> | <b>0</b> | <b>0</b> |  |  |  |  |



# SHANE RAY

56

## OUTSIDE LINEBACKER

6-3 • 245 • 2ND YR. • MISSOURI

**BORN:** May 18, 1993, in Shawnee Mission, Kan.

**HIGH SCHOOL:** Bishop Miege High School, Roeland Park, Kan.

**ACQUIRED:** Draft #1 (23rd overall), 2015

**NFL YEAR:** 2nd • **YEAR WITH BRONCOS:** 2nd

**NFL GAMES PLAYED/STARTED:** 24/7 • **POSTSEASON GP/GS:** 3/0



### RAY AT A GLANCE:

- A second-year outside linebacker who appeared in 24 regular-season games (7 starts) and three postseason contests, totaling 52 tackles (33 solo), 8 sacks (51.5 yds.) and one fumble returned for a touchdown (15 yds.).
- Started 14-of-40 games played at the University of Missouri in three seasons, totaling 120 tackles (82 solo) and 19 sacks (131 yds.).
- Received unanimous Southeastern Conference Defensive Player of the Year honors following his junior season in 2014 after leading the league in sacks (14.5) and tackles for loss (22.5) in addition to recording 65 tackles (47 solo) and three forced fumbles.
- Ranked third nationally in both sacks (14.5) and tackles for a loss (22.5) as a 2014 consensus first-team All-American.
- Selected by the Broncos in the first round (23rd overall) of the 2015 NFL Draft.

**CAREER TRANSACTIONS:** Signed by Denver as a draft choice 6/1/15.



**2015:** Ray tallied two tackles (1 solo) vs. Car. (9/8)... Registered one tackle and recovered a fourth-quarter fumble and returned it 15 yards for his first career touchdown vs. Ind. (9/18)... Posted three sacks (12 yds.) in addition to making six tackles (3 solo) in his first NFL start at Cin. (9/25)... Became the first player since 2002 (John Henderson, Jac.) to have three sacks in his first career start... Tallied two solo stops at T.B. (10/2)... Recorded a career-best seven tackles (6 solo) and 0.5 sack (5.5 yds.) vs. Atl. (10/9)... Posted three tackles (2 solo) and 0.5 sacks (6 yds.) at S.D. (10/13)... Notched five tackles (2 solo) vs. Hou. (10/24)... Assisted on two tackles vs. S.D. (10/30)... Registered four tackles (2 solo) at Oak. (11/6)... Hit the quarterback one time at N.O. (11/13).

**2015:** Selected by the Broncos in the first round (23rd overall) of the 2015 NFL Draft, Ray posted 20 tackles (15 solo) and four sacks (28 yds.) in 14 regular-season games during his rookie campaign... Saw action in all three of Denver's postseason contests, making two solo tackles and forcing one fumble... Made his NFL debut vs. Bal. (9/13)... Recorded his first career sack (8 yds.) vs. Min. (10/4)... Played at Cle. (10/18) before leaving with a knee injury and was inactive the next two games... Made his postseason debut in Denver's AFC Divisional Playoff Game vs. Pit. (1/17)... Posted a pair of solo tackles and forced one fumble in Denver's Super Bowl 50 victory vs. Car. (2/7).

**College:** Ray started 14-of-40 games played in three seasons at the University of Missouri, totaling 120 tackles (82 solo) and 19 sacks (131 yds.)... Started all 14 games as a senior and was named the 2014 Southeastern Conference Defensive Player of the Year after leading the conference in sacks (14.5-94) and tackles for loss (22.5-122) while adding 65 tackles (47 solo) and three forced fumbles... Earned consensus first-team All-American honors after ranking third in the nation in sacks (14.5) and tackles for loss (22.5)... Selected as finalist for the Hendricks Award (nation's top defensive end) and as a semifinalist for the Lombardi (top linemen) and Bednarik (top defensive player) awards after breaking Missouri's single-season sack record... Chosen as the SEC Defensive Player of the Week on four occasions... Appeared in all 14 games as a redshirt sophomore, registering 39 tackles (27 solo), 4.5 sacks (37 yds.) and one fumble recovery... Contributed to the team's 11-1 regular season and first-ever SEC East title.

**PERSONAL:** Ray played defensive end at Bishop Miege High School in Roeland Park, Kan., earning first-team all-state honors as a senior and leading his team to a state title as a junior... Compiled 231 tackles, 48 tackles for loss, 25.5 sacks and seven forced fumbles in his junior and senior campaigns... Majored in agriculture at Missouri... His father, Wendell, played football at Missouri and was selected by Minnesota in the fifth round of the 1981 NFL Draft... Shane Ray was born on May 18, 1993, in Shawnee Mission, Kan.

### RAY'S REGULAR SEASON RECORD

| Year                 | Club   | G         | S        | UT        | A         | TT        | S-Yds.        | I-Yds.     | PD       | FF       | FR       | TD-Int.  | TD-FR    | S        | Pts.     |
|----------------------|--------|-----------|----------|-----------|-----------|-----------|---------------|------------|----------|----------|----------|----------|----------|----------|----------|
| 2015                 | Denver | 14        | 0        | 15        | 5         | 20        | 4-28          | 0-0        | 1        | 0        | 0        | 0        | 0        | 0        | 0        |
| 2016                 | Denver | 10        | 7        | 18        | 14        | 32        | 4-23.5        | 0-0        | 0        | 0        | 1        | 0        | 1        | 0        | 6        |
| <b>CAREER TOTALS</b> |        | <b>24</b> | <b>7</b> | <b>33</b> | <b>19</b> | <b>52</b> | <b>8-51.5</b> | <b>0-0</b> | <b>1</b> | <b>0</b> | <b>1</b> | <b>0</b> | <b>1</b> | <b>0</b> | <b>6</b> |



**RAY'S POSTSEASON RECORD**

| Year                 | Club   | G        | S        | UT       | A        | TT       | S-Yds.     | I-Yds.     | PD       | FF       | FR       | TD-Int.  | TD-FR    | S        | Pts.     |
|----------------------|--------|----------|----------|----------|----------|----------|------------|------------|----------|----------|----------|----------|----------|----------|----------|
| 2015                 | Denver | 3        | 0        | 2        | 0        | 2        | 0-0        | 0-0        | 0        | 1        | 0        | 0        | 0        | 0        | 0        |
| <b>CAREER TOTALS</b> |        | <b>3</b> | <b>0</b> | <b>2</b> | <b>0</b> | <b>2</b> | <b>0-0</b> | <b>0-0</b> | <b>0</b> | <b>1</b> | <b>0</b> | <b>0</b> | <b>0</b> | <b>0</b> | <b>0</b> |

**RAY'S SINGLE-GAME HIGHS**

*(Postseason in parentheses)*

**Tackles** — 7 vs. Atlanta, 10/9/16 (2 vs. Carolina, 2/7/16). **Sacks** — 3 at Cincinnati, 9/25/16 (none). **Sack yards** — 12 at Cincinnati, 9/25/16 (none). **Forced fumbles** — none (1 vs. Carolina, 2/7/16). **Fumble recoveries** — 1 vs. Indianapolis, 9/18/16 (none). **Fumble return yards** — 15t vs. Indianapolis, 9/18/16 (none).

**SHANE RAY'S 2016 GAME-BY-GAME**

*(Victories asterisked)*

| 2016 DENVER (7-3)    |                   | TACKLES |             |           |           |           |               |            |          |          |          |
|----------------------|-------------------|---------|-------------|-----------|-----------|-----------|---------------|------------|----------|----------|----------|
| Date                 | Opponent          | P/S     | UT          | A         | TT        | S-Yds.    | I-Yds.        | PD         | FF       | FR       |          |
| Sep 8                | vs. Carolina*     | P       | 1           | 1         | 2         | 0-0       | 0-0           | 0          | 0        | 0        |          |
| Sep 18               | vs. Indianapolis* | P       | 0           | 1         | 1         | 0-0       | 0-0           | 0          | 0        | 1        |          |
| Sep 25               | at Cincinnati*    | S       | 3           | 3         | 6         | 3-12      | 0-0           | 0          | 0        | 0        |          |
| Oct 2                | at Tampa Bay*     | S       | 2           | 0         | 2         | 0-0       | 0-0           | 0          | 0        | 0        |          |
| Oct 9                | vs. Atlanta       | S       | 6           | 1         | 7         | 0.5-5.5   | 0-0           | 0          | 0        | 0        |          |
| Oct 13               | at San Diego      | S       | 2           | 1         | 3         | 0.5-6     | 0-0           | 0          | 0        | 0        |          |
| Oct 24               | vs. Houston*      | S       | 2           | 3         | 5         | 0-0       | 0-0           | 0          | 0        | 0        |          |
| Oct 30               | vs. San Diego*    | S       | 0           | 2         | 2         | 0-0       | 0-0           | 0          | 0        | 0        |          |
| Nov 6                | at Oakland        | S       | 2           | 2         | 4         | 0-0       | 0-0           | 0          | 0        | 0        |          |
| Nov 13               | at New Orleans*   | P       | 0           | 0         | 0         | 0-0       | 0-0           | 0          | 0        | 0        |          |
| <b>Season Totals</b> |                   |         | <b>10/7</b> | <b>18</b> | <b>14</b> | <b>32</b> | <b>4-23.5</b> | <b>0-0</b> | <b>0</b> | <b>0</b> | <b>1</b> |



# BRADLEY ROBY

29

CORNERBACK

5-11 • 194 • 3RD YR. • OHIO STATE

BORN: May 1, 1992, in Fort Worth, Texas

HIGH SCHOOL: Peachtree Ridge High School, Suwanee, Ga.

ACQUIRED: Draft #1 (31st overall), 2014

NFL YEAR: 3rd • YEAR WITH BRONCOS: 3rd

NFL GAMES PLAYED/STARTED: 42/9 • POSTSEASON GP/GS: 4/0



## ROBY AT A GLANCE:

- A third-year cornerback who played all 42 regular-season games (9 starts) and four postseason contests in his first three NFL seasons with the Broncos.
- Totaled 135 tackles (122 solo), four interceptions, two sacks (3 yds.), one interception returned for a touchdown, 29 passes defended, four forced fumbles, three fumble recoveries and one fumble returned for a touchdown in his career.
- Recorded 40 tackles (34 solo), 10 passes defended, one interception, one forced fumble and one fumble recovery returned for a touchdown for Denver in 2015.
- Tied for the second-most passes defended (13) and tackles (64) among rookie cornerbacks in 2014.
- Started all 37 games played during his career at Ohio State University, totaling eight interceptions and 44 passes defended.
- Contributed five touchdowns during his collegiate career, including two interception returns, two blocked punt returns and one fumble return.
- Selected by the Broncos in the first round (31st overall) of the 2014 NFL Draft.

**CAREER TRANSACTIONS:** Signed by Denver as a draft choice 6/10/14.



**2016:** Roby registered five solo tackles vs. Car. (9/8)... Saw action on defense vs. Ind. (9/18)... Notched two solo stops at Cin. (9/25)... Tallied a pair of solo stops at T.B. (10/2) and vs. Atl. (10/9)... Posted one solo tackle and two passes defended at S.D. (10/13)... Notched one solo stop vs. Hou. (10/24)... Intercepted Philip Rivers and returned it 49 yards for a touchdown in addition to recording seven tackles (4 solo) and two passes defended vs. S.D. (10/30)... Matched his career best with nine tackles (8 solo) and one sack at Oak. (11/6)... Tallied two solo tackles, two passes defended and one forced fumble at N.O. (11/13).

**2015:** Roby notched 40 tackles (34 solo), one interception (19 yds.), 10 passes defended, one forced fumble and one fumble returned for a touchdown in 16 regular-season games... Totaled five solo tackles, three passes defended and one forced fumble in three postseason contests... Returned a fumble 21 yards for a touchdown with 0:27 remaining in the fourth quarter for the game-winning score at K.C. (9/17)... Intercepted Lions QB Matthew Stafford (19 yds.) at Det. (9/27)... Recorded five solo tackles, one pass defended and one forced fumble vs. Min. (10/4)... Totaled three solo tackles and forced a fumble that led to Denver's game-winning drive in Denver's AFC Divisional Playoff Game vs. Pit. (1/17)... Intercepted Patriots QB Tom Brady on a two-point conversion attempt with 0:13 seconds left in the game to seal Denver's victory in the AFC Championship Game vs. N.E. (1/24)... Posted two solo tackles and three passes defended in Denver's Super Bowl 50 victory vs. Car. (2/7).

**2014:** Selected in the first round (31st overall) of the 2014 NFL Draft, Roby played 16 regular-season games (2 starts) and totaled 64 tackles (62 solo), one sack (3 yds.), two interceptions, 13 passes defended, two forced fumbles and two fumble recoveries... Tied for the second-most passes defended (13) and tackles (64) among rookie cornerbacks in 2014... Made his Broncos debut in the season opener vs. Ind. (9/7) and finished with seven solo tackles, three passes defended and a fumble recovery... Recorded his first career sack (3 yds.) at NYJ (10/12)... Picked off quarterback Tom Brady at N.E. (11/2) for his first career interception... Tallied four solo tackles and one pass defended in his first career start vs. Mia. (11/23)... Totaled a career-high nine solo tackles and one forced fumble vs. Buf. (12/7)... Picked off quarterback Andrew Luck in the second quarter of

## ROBY MAKES IMMEDIATE IMPACT AS A ROOKIE

### MOST PASSES DEFENSED BY A ROOKIE, NFL, 2014

| Player                       | GP        | GS       | PD        |
|------------------------------|-----------|----------|-----------|
| 1. E.J. Gaines, Stl.         | 15        | 15       | 15        |
| 2. <b>Bradley Roby, Den.</b> | <b>16</b> | <b>2</b> | <b>13</b> |
| 3. Bashaad Breeland, Was.    | 16        | 15       | 13        |
| 4. Kyle Fuller, Chi.         | 16        | 14       | 10        |
| 5. Travis Carrie, Oak.       | 13        | 4        | 8         |

### MOST TACKLES BY A ROOKIE CB, NFL, 2014

| Player                       | GP        | GS       | TT        |
|------------------------------|-----------|----------|-----------|
| 1. E.J. Gaines, Stl.         | 15        | 15       | 70        |
| 2. <b>Bradley Roby, Den.</b> | <b>16</b> | <b>2</b> | <b>64</b> |
| 3. Bashaad Breeland, Was.    | 16        | 15       | 58        |
| 4. Kyler Fuller, Chi.        | 16        | 14       | 50        |
| 5. Travis Carrie, Oak.       | 13        | 4        | 37        |

Denver's AFC Divisional Playoff Game vs. Ind. (1/11), joining safety Quinton Carter (2011) as the only rookies in team history with a postseason pick.

**COLLEGE:** Roby started all 37 games played during his career at Ohio State University, totaling eight interceptions (two returned for touchdowns) and 44 passes defended... Returned two blocked punts for touchdowns and one recovered fumble for a touchdown as a Buckeye... Named a first-team All-Big Ten Conference selection for his 2013 campaign in which he totaled 69 tackles (54 solo), three interceptions (120 yds.) and 16 passes defended... Opened all 12 games in 2012 for the undefeated Buckeyes and was named a second-team All-America selection in addition to a first-team all-conference pick... Led the nation and tied a school record with 19 passes defended while being tabbed as a Jim Thorpe Award semifinalist... Finished his 2012 season as the only player in the country to score touchdowns three different ways (INT, FR, BP)... Started all 13 games as a redshirt freshman in 2011 and earned the Buckeyes' First Year Defensive Player Award after tying for the team lead with three interceptions (57 yds.).

**PERSONAL:** Roby played cornerback, wide receiver and kick returner at Peachtree Ridge High School in Suwanee, Ga., where he was a four-time scholar athlete... Received All-Gwinnett County accolades following his senior year in 2009 after leading his team to the state quarterfinals... Majored in communications at Ohio State... The son of Betty and James, Bradley Roby was born on May 1, 1992, in Fort Worth, Texas.

**ROBY'S REGULAR SEASON RECORD**

| Year                 | Club   | G         | S        | UT         | A         | TT         | S-Yds.     | I-Yds.      | PD        | FF       | FR       | TD-Int.  | TD-FR    | S        | Pts.      |
|----------------------|--------|-----------|----------|------------|-----------|------------|------------|-------------|-----------|----------|----------|----------|----------|----------|-----------|
| 2014                 | Denver | 16        | 2        | 62         | 2         | 64         | 1-3        | 2-0         | 13        | 2        | 2        | 0        | 0        | 0        | 0         |
| 2015                 | Denver | 16        | 4        | 34         | 6         | 40         | 0-0        | 1-19        | 10        | 1        | 1        | 0        | 1        | 0        | 6         |
| 2016                 | Denver | 10        | 3        | 27         | 4         | 31         | 1-0        | 1-49        | 6         | 1        | 0        | 1        | 0        | 0        | 6         |
| <b>CAREER TOTALS</b> |        | <b>42</b> | <b>9</b> | <b>123</b> | <b>12</b> | <b>135</b> | <b>2-3</b> | <b>4-68</b> | <b>29</b> | <b>4</b> | <b>3</b> | <b>1</b> | <b>1</b> | <b>0</b> | <b>12</b> |

**ROBY'S POSTSEASON RECORD**

| Year                 | Club   | G        | S        | UT       | A        | TT       | S-Yds.     | I-Yds.     | PD       | FF       | FR       | TD-Int.  | TD-FR    | S        | Pts.     |
|----------------------|--------|----------|----------|----------|----------|----------|------------|------------|----------|----------|----------|----------|----------|----------|----------|
| 2014                 | Denver | 1        | 0        | 2        | 0        | 2        | 0-0        | 1-2        | 1        | 0        | 0        | 0        | 0        | 0        | 0        |
| 2015                 | Denver | 3        | 0        | 5        | 0        | 5        | 0-0        | 0-0        | 3        | 1        | 0        | 0        | 0        | 0        | 0        |
| <b>CAREER TOTALS</b> |        | <b>4</b> | <b>0</b> | <b>7</b> | <b>0</b> | <b>7</b> | <b>0-0</b> | <b>1-2</b> | <b>3</b> | <b>1</b> | <b>0</b> | <b>0</b> | <b>0</b> | <b>0</b> | <b>0</b> |

**ROBY'S SINGLE-GAME HIGHS**

*(Postseason in parentheses)*

**Tackles** — 9, twice, last at Oakland, 11/6/16 (3 vs. Pittsburgh, 1/17/16). **Interceptions** — 1, three times, last at Detroit, 9/27/15 (1 vs. Indianapolis, 1/11/15). **Interception return yards** — 49t vs. San Diego, 10/30/16 (2 vs. Indianapolis, 1/11/15). **Passes defended** — 3 vs. Indianapolis, 9/7/14 (3 vs. Carolina, 2/7/16). **Sacks** — 1, twice, last at Oakland, 11/6/16 (none). **Sack yards** — 3 at N.Y. Jets, 10/12/14 (none). **Forced fumbles** — 1, 4x, last at New Orleans, 11/13/16 (1 vs. Pittsburgh, 1/17/16). **Fumble recoveries** — 1, three times, last at Kansas City, 9/17/15 (none). **Fumble return yards** — 21t at Kansas City, 9/17/15 (none).

**BRADLEY ROBY'S 2016 GAME-BY-GAME**

*(Victories asterisked)*

| 2016 DENVER (7-3)    |                   | TACKLES |             |           |          |           |            |             |          |          |          |          |          |          |  |
|----------------------|-------------------|---------|-------------|-----------|----------|-----------|------------|-------------|----------|----------|----------|----------|----------|----------|--|
| Date                 | Opponent          | P/S     | UT          | A         | TT       | S-Yds.    | I-Yds.     | PD          | FF       | FR       | TD-Int.  | TD-FR    | S        | Pts.     |  |
| Sep 8                | vs. Carolina*     | P       | 5           | 0         | 5        | 0-0       | 0-0        | 0           | 0        | 0        | 0        | 0        | 0        | 0        |  |
| Sep 18               | vs. Indianapolis* | P       | 0           | 0         | 0        | 0-0       | 0-0        | 0           | 0        | 0        | 0        | 0        | 0        | 0        |  |
| Sep 25               | at Cincinnati*    | P       | 2           | 0         | 2        | 0-0       | 0-0        | 0           | 0        | 0        | 0        | 0        | 0        | 0        |  |
| Oct 2                | at Tampa Bay*     | P       | 2           | 0         | 2        | 0-0       | 0-0        | 0           | 0        | 0        | 0        | 0        | 0        | 0        |  |
| Oct 9                | vs. Atlanta       | P       | 2           | 0         | 2        | 0-0       | 0-0        | 0           | 0        | 0        | 0        | 0        | 0        | 0        |  |
| Oct 13               | at San Diego      | P       | 1           | 0         | 1        | 0-0       | 0-0        | 2           | 0        | 0        | 0        | 0        | 0        | 0        |  |
| Oct 24               | vs. Houston*      | P       | 1           | 0         | 1        | 0-0       | 0-0        | 0           | 0        | 0        | 0        | 0        | 0        | 0        |  |
| Oct 30               | vs. San Diego*    | S       | 4           | 3         | 7        | 0-0       | 1-49       | 2           | 0        | 0        | 0        | 0        | 0        | 0        |  |
| Nov 6                | at Oakland        | S       | 8           | 1         | 9        | 1-0       | 0-0        | 0           | 0        | 0        | 0        | 0        | 0        | 0        |  |
| Nov 13               | at New Orleans*   | S       | 2           | 0         | 2        | 0-0       | 0-0        | 2           | 1        | 0        | 0        | 0        | 0        | 0        |  |
| <b>Season Totals</b> |                   |         | <b>10/3</b> | <b>27</b> | <b>4</b> | <b>31</b> | <b>1-0</b> | <b>1-49</b> | <b>6</b> | <b>1</b> | <b>0</b> | <b>0</b> | <b>0</b> | <b>0</b> |  |



# TY SAMBRAILO

74

## OFFENSIVE LINEMAN

6-5 • 315 • 2ND YR. • COLORADO STATE

BORN: March 10, 1992, in Watsonville, Calif.

HIGH SCHOOL: St. Francis Catholic High School, Watsonville, Calif.

ACQUIRED: Draft #2 (59th overall), 2015

NFL YEAR: 2nd • YEAR WITH BRONCOS: 2nd

NFL GAMES PLAYED/STARTED: 9/6



### SAMBRAILO AT A GLANCE:

- A second-year offensive lineman who has appeared in nine games (6 starts) with Denver (2015-16) at both offensive tackle positions.
- Opened the first three regular-season games in 2015 at left tackle before being placed on injured reserve with a shoulder injury.
- Started 42-of-48 games during his career at Colorado State University, seeing time at all five positions along the offensive line in four seasons with the Rams.
- Voted first-team All-Mountain West Conference as a senior for CSU in 2014 after grading out to 90 percent or above in each contest while adding more than 60 knockdown blocks at left tackle.
- Selected by the Broncos in the second round (59th overall) of the 2015 NFL Draft.

**CAREER TRANSACTIONS:** Signed by Denver as a draft choice 5/5/15.



**2016:** Sambrailo was inactive vs. Car. (9/8) and vs. Ind. (9/18)... Started at right tackle at Cin. (9/25), at T.B. (10/2) and vs. Atl. (10/9)... Was inactive at S.D. (10/13)... Played on offense vs. Hou. (10/24) and vs. S.D. (10/30)... Was active, but did not play at Oak. (11/6)... Played 31 snaps at right tackle at N.O. (11/13).

**2015:** Selected by the Broncos in the second round (59th overall) of the 2015 NFL Draft, Sambrailo opened the first three games of the season at left tackle before being placed on injured reserve with a shoulder injury... Made his NFL debut at left tackle vs. Bal. (9/13)... Injured his shoulder at Det. (9/27) and was inactive for four weeks before being placed on injured reserve on Nov. 3.

**COLLEGE:** Sambrailo started 42-of-48 games during his career at Colorado State University, seeing time at all five positions along the offensive line in four seasons with the Rams... Voted first-team All-Mountain West Conference as a senior after starting all 11 games played at left tackle... Graded out to 90 percent or above in every game while adding more than 60 knockdown blocks... Helped lead the Rams to their best record (10-3) since 2000 while blocking for a 4,000-yard passer (Garrett Grayson - 4,006) and a 1,200-yard rusher (Dee Hart - 1,275)... Started all 14 games at left tackle en route to earning second-team All-Mountain West honors as a junior.

**PERSONAL:** Sambrailo, who majored in business administration at Colorado State, is an avid skier who earned USSA titles in the slalom, giant slalom and super-G events for his age group... Named the Santa Cruz Coast Athletic League Offensive and Defensive Lineman of the Year following his senior campaign at St. Francis Catholic High School in Watsonville, Calif.... Played offensive tackle, defensive line, tight end and kicker for his high school team... Lettered in soccer, basketball and baseball in addition to handling kicking duties for the football team his junior season... His grandfather, Bill Sambrailo, played football at Santa Clara... Last name is pronounced sam-BRI-low... Tyler Sambrailo was born on March 10, 1992, in Watsonville, Calif.

### SAMBRAILO'S REGULAR SEASON RECORD

| Year                 | Club   | G        | S        |
|----------------------|--------|----------|----------|
| 2015                 | Denver | 3        | 3        |
| 2016                 | Denver | 6        | 3        |
| <b>CAREER TOTALS</b> |        | <b>9</b> | <b>6</b> |



# EMMANUEL SANDERS 10

**WIDE RECEIVER**



**5-11 • 180 • 7TH YR. • SOUTHERN METHODIST**  
**BORN:** March 17, 1987, in Bellville, Texas  
**HIGH SCHOOL:** Bellville (Texas) High School  
**ACQUIRED:** Unrestricted Free Agent (Pittsburgh), 2014  
**NFL YEAR:** 7th • **YEAR WITH BRONCOS:** 3rd  
**NFL GAMES PLAYED/STARTED:** 97/59 • **POSTSEASON GP/GS:** 8/4

## SANDERS AT A GLANCE:

- A seventh-year wide receiver who saw action in 97 regular-season games (59 starts) and eight postseason contests (4 starts) during his first seven NFL seasons with Pittsburgh (2010-13) and Denver (2014-16), totaling 392 receptions for 5,237 yards (13.4 avg.) with 29 touchdowns during that span.
- Recorded consecutive 1,000-yard seasons during his first two years with Denver (2014-15), totaling 11 100-yard receiving games, 15 touchdowns and 26 catches of 25-plus yards.
- Finished second on the Broncos with 76 receptions for 1,135 yards (14.9 avg.) and six touchdowns in the 2015 regular season in addition to ranking second among all NFL players with 230 yards on 16 catches in the postseason.
- Earned his first career Pro Bowl selection following his initial season with the Broncos in 2014 after ranking fifth in the NFL in receptions (101) and receiving yards (1,404)—figures that ranked fifth and fourth, respectively, in league history among players with a new team.
- Combined with teammate Demaryius Thomas (111-1,619) to record the most receiving yards (3,023) and tie for the most receptions (212) by an offensive tandem in the NFL in 2014—marking the second time a pair of Broncos teammates posted 100-plus receptions in the same season.
- Owns 1,070 career kickoff return yards on 44 attempts (24.3 avg.) and is one of just four NFL players since he entered the league in 2010 to post at least 3,000 yards receiving and 1,000 yards on kickoff returns.
- Named AFC Special Teams Player of the Week during his rookie season in 2010 after posting two kickoff returns of 35-plus yards, including a 37-yarder that set up the Steelers' game-winning field goal at Miami (10/24/10).
- Finished his collegiate career at Southern Methodist University as the school's all-time leader in career receptions (235), receiving yards (3,791), receiving touchdowns (34) and 100-yard receiving games (16).
- Joined the Broncos as an unrestricted free agent (Pittsburgh) on March 16, 2014.
- Selected by Pittsburgh in the third round (82nd overall) of the 2010 NFL Draft.

## 10<sup>s</sup> TROPHY CASE

Pro Bowls (1) ..... 2014

**CAREER TRANSACTIONS:** Signed by Pittsburgh as a draft choice 6/14/10; Signed by Denver as an unrestricted free agent 3/16/14.



**2016:** Sanders posted five catches for 49 yards (9.8 avg.) vs. Car. (9/8)... Tallied three catches for 39 yards (13.0 avg.) vs. Ind. (9/18)... Recorded his 12th career 100-yard game, finishing with nine catches for 117 yards (13.0 avg.) with two touchdowns at Cin. (9/25)... Led all receivers with eight catches for 88 yards (11.0 avg.) with one touchdown at T.B. (10/2)... Led the team in receptions (7) and yards (80) vs. Atl. (10/9)... Caught four passes for 40 yards (10.0 avg.) at S.D. (10/13)... Led all receivers with 86 yards receiving on four catches (21.5 avg.) vs. Hou. (10/24)... Caught four passes for 68 yards (17.0 avg.) vs. S.D. (10/30)... Posted five catches for 47 yards (9.4 avg.) at Oak. (11/6)... Caught five passes for 54 yards (10.8 avg.) at N.O. (11/13).

**2015:** Sanders recorded his second consecutive 1,000-yard season, finishing with 76 receptions for 1,135

## SANDERS AMONG NFL RECEIVING LEADERS IN 2014

### MOST RECEPTIONS, NFL, 2014

| Player              | Team | No. |
|---------------------|------|-----|
| 1. Antonio Brown    | Pit. | 129 |
| 2. Demaryius Thomas | Den. | 111 |
| 3. Julio Jones      | Atl. | 104 |
| 4. Matt Forte       | Chi. | 102 |
| 5. Emmanuel Sanders | Den. | 101 |

### MOST RECEIVING YARDS, NFL, 2014

| Player              | Team | No.   |
|---------------------|------|-------|
| 1. Antonio Brown    | Pit. | 1,698 |
| 2. Demaryius Thomas | Den. | 1,619 |
| 3. Julio Jones      | Atl. | 1,593 |
| 4. Jordy Nelson     | G.B. | 1,519 |
| 5. Emmanuel Sanders | Den. | 1,404 |

**SANDERS A KEY ADDITION IN 2014**

**MOST REC. YDS. WITH A NEW TEAM, NFL HISTORY**

|    | <b>Player</b>                 | <b>Year</b> | <b>No.</b>   |
|----|-------------------------------|-------------|--------------|
| 1. | Brandon Marshall, Chi.        | 2012        | 1,508        |
| 2. | Randy Moss, N.E.              | 2007        | 1,493        |
| 3. | Santana Moss, Was.            | 2005        | 1,483        |
| 4. | <b>Emmanuel Sanders, Den.</b> | <b>2014</b> | <b>1,404</b> |
| 5. | Henry Ellard, Was.            | 1994        | 1,397        |

**MOST REC. WITH A NEW TEAM, NFL HISTORY**

|    | <b>Player</b>                 | <b>Year</b> | <b>No.</b> |
|----|-------------------------------|-------------|------------|
| 1. | Brandon Marshall, Chi.        | 2012        | 118        |
| 2. | Randy Moss, N.E.              | 2007        | 112        |
| 3. | Terance Mathis, Atl.          | 1994        | 111        |
| 4. | Eric Metcalf, Atl.            | 1995        | 104        |
| 5. | <b>Emmanuel Sanders, Den.</b> | <b>2014</b> | <b>101</b> |

yards (14.9 avg.) with six touchdowns in addition to returning 17 punts for 103 yards (6.1 avg.)... Posted 16 catches for 230 yards (14.4 avg.) in Denver's three postseason contests... Recorded his first 100-yard game (9-11) of the season at Oak. (10/11)... Scored on a career-long 75-yard reception and finished with four catches for 109 yards (27.3) at Cle. (10/18)... Caught six passes for 90 yards (15.0 avg.) with a 64-yard touchdown reception at Ind. (11/8), making him the ninth Bronco with multiple 60-plus yard scores in a season... Set a career-high with 181 receiving yards (10-181) at Pit. (12/20), with his 205 yards from scrimmage (181 rec., 24 rush) representing the 25th time in team history a Broncos player topped 200 yards of offense... Caught five passes for 85 yards (17.0 avg.) in Denver's AFC Divisional Playoff Game vs. Pit. (1/17)... Posted five catches for a team-high 62 yards (12.4 avg.) in Denver's AFC Championship Game vs. N.E. (1/24)... Posted a game-high six catches for 83 yards (13.8 avg.) in Denver's Super Bowl 50 victory vs. Car. (2/7).

**2014:** Sanders started all 16 games and earned his first career Pro Bowl selection after setting career-highs in receptions (101), receiving yards (1,404) and touchdowns (9)... Recorded 16 catches of 25-plus yards, the second-best mark in the NFL in 2014... Ranked fourth and fifth, respectively, in NFL history for receiving yardage and reception totals for players in their first year with a new team... Combined with Demaryius Thomas (111) to become just the second 100-catch duo in franchise history (Rod Smith/Ed McCaffrey, 2000)... Registered seven 100-yard receiving games... Notched his first career 100-yard game vs. K.C. (9/14)... Had 11 receptions for 149 yards at Sea. (9/21) with eight of those receptions converting for first downs... Hauled in his first touchdown as a Bronco vs. S.F. (10/19)... Totaled nine receptions for 120 yards (13.3 avg.) and a career-high three touchdowns, which tied a team record, vs. S.D. (10/23)... Posted his fifth 100-yard receiving game of the season (10 rec. for a career-high 151 yds.) at N.E. (11/2) to become just the third Bronco (WR Rod Smith, 2000; WR Brandon Lloyd, 2010) to record at least five 100-yard receiving games through the team's first eight contests... Recorded his second career multi-touchdown game (5-67, 2 TDs) and his second such performance in three games at Oak. (11/9)... Notched his sixth 100-yard receiving game (5-102) before leaving the game with a concussion sustained in the third quarter at Stl. (11/16)... Made his first career postseason start in the AFC Divisional Playoff Game vs. Ind. (1/11) and finished with seven catches for 46 yards (6.6 avg.).

**2013:** Sanders played all 16 games for the second consecutive season and started 10 contests while finishing with 67 receptions, 740 receiving yards and six touchdowns... Totaled four catches of 40-plus yards, including a career-long 55-yard touchdown reception at NYJ (10/13)... Returned 10 kickoffs for 268 yards (26.8 avg.)... Made seven catches in the Steelers' regular-season opener vs. Ten. (9/8) to surpass 100 career receptions... Ran for a two-point conversion at Oak. (10/27)... Caught a touchdown in three consecutive contests (Games 11-13).

**2012:** Sanders appeared in all 16 regular-season games for the Steelers and registered 44 receptions for 626 yards (14.2 avg.) with one touchdown... Converted first downs on 15-of-18 third-down catches... Added nine punt returns for 93 yards (10.3 avg.) on special teams.

**2011:** Sanders saw action in 11 regular-season games and totaled 22 catches for 288 yards (13.1 avg.) with two touchdowns... Missed five games with knee and foot injuries... Led the Steelers with six receptions for 81 yards (13.5 avg.) in Pittsburgh's AFC Wild Card Game at Den. (1/8).

**2010:** Selected by Pittsburgh in the third round (82nd overall) of the 2010 NFL Draft, Sanders played in 13 regular-season games (1 start) for the Steelers and finished his rookie season with 28 receptions for 376 yards (13.4 avg.) with two touchdowns... Served as the club's primary kickoff returner and totaled 628 yards on 25 returns (25.1 avg.)... Appeared in all three postseason contests for the Steelers and contributed seven catches for 91 yards (13.0 avg.)... Caught his first career touchdown pass vs. N.E. (11/14)... Started his first career game in Pittsburgh's regular-season finale at Cle. (1/2)... Contributed two catches for 17 yards (8.5 avg.) in Super Bowl XLV vs. G.B. (2/6) before leaving the game with a foot injury.

**COLLEGE:** Sanders finished his collegiate career as Southern Methodist University's all-time career leader in receptions (235), receiving yards (3,791), receiving touchdowns (34) and 100-yard receiving games (16) as he topped the 600-yard mark in all four seasons on campus... Named first-team All-Conference USA following his senior year when he set single-season school records with 98 catches for 1,339 yards (13.7 avg.) to go along with seven touchdowns.

**PERSONAL:** Sanders was an all-district running back, wide receiver and safety at Bellville (Texas) High School, where he was named Team MVP and Tri-County Offensive Player of the Year following his senior campaign... Emmanuel Sanders was born on March 17, 1987.



**SANDERS' REGULAR SEASON RECORD**

| Year                  | Club       | G         | S          | RECEIVING    |             |            |           | KICKOFF RETURNS |              |             |           | PUNT RETURNS |           |           |            |            |           |          |    |
|-----------------------|------------|-----------|------------|--------------|-------------|------------|-----------|-----------------|--------------|-------------|-----------|--------------|-----------|-----------|------------|------------|-----------|----------|----|
|                       |            |           |            | No.          | Yds.        | Avg.       | LG        | TD              | No.          | Yds.        | Avg.      | LG           | TD        | No.       | FC         | Yds.       | Avg.      | LG       | TD |
| 2010                  | Pittsburgh | 13        | 1          | 28           | 376         | 13.4       | 35        | 2               | 25           | 628         | 25.1      | 48           | 0         | 4         | 1          | 60         | 15.0      | 38       | 0  |
| 2011                  | Pittsburgh | 11        | 0          | 22           | 288         | 13.1       | 32        | 2               | 5            | 93          | 18.6      | 25           | 0         | 3         | 0          | 22         | 7.3       | 10       | 0  |
| 2012                  | Pittsburgh | 16        | 7          | 44           | 626         | 14.2       | 37        | 1               | 1            | 27          | 27.0      | 27           | 0         | 9         | 9          | 93         | 10.3      | 63       | 0  |
| 2013                  | Pittsburgh | 16        | 10         | 67           | 740         | 11.0       | 55t       | 6               | 10           | 268         | 26.8      | 46           | 0         | 0         | 0          | 0          | 0.0       | —        | 0  |
| 2014                  | Denver     | 16        | 16         | 101          | 1,404       | 13.9       | 48        | 9               | 3            | 54          | 18.0      | 22           | 0         | 1         | 1          | 11         | 11.0      | 11       | 0  |
| 2015                  | Denver     | 15        | 15         | 76           | 1,135       | 14.9       | 75t       | 6               | 1            | 13          | 13.0      | 13           | 0         | 17        | 20         | 103        | 6.1       | 14       | 0  |
| 2016                  | Denver     | 10        | 10         | 54           | 668         | 12.4       | 41t       | 3               | 0            | 0           | —         | —            | 0         | 0         | 0          | 0          | —         | —        | 0  |
| <b>CAREER TOTALS</b>  | <b>97</b>  | <b>59</b> | <b>392</b> | <b>5,237</b> | <b>13.4</b> | <b>75t</b> | <b>29</b> | <b>45</b>       | <b>1,083</b> | <b>24.1</b> | <b>48</b> | <b>0</b>     | <b>34</b> | <b>31</b> | <b>289</b> | <b>8.5</b> | <b>63</b> | <b>0</b> |    |
| <b>BRONCOS TOTALS</b> | <b>41</b>  | <b>41</b> | <b>231</b> | <b>3,207</b> | <b>13.9</b> | <b>75t</b> | <b>18</b> | <b>4</b>        | <b>67</b>    | <b>16.8</b> | <b>35</b> | <b>0</b>     | <b>18</b> | <b>21</b> | <b>114</b> | <b>6.3</b> | <b>14</b> | <b>0</b> |    |

**ADDITIONAL STATISTICS:** Special-teams tackles — 2010 (12), 2011 (2), TOTAL (14). Miscellaneous Tackles — 2014 (1), 2015 (2), 2016 (1), TOTAL (4). Special-teams fumbles — 2010 (1 FF), 2011 (1 FR), TOTAL (1 FF, 1 FR). Rushing — 2012 (1 for 4 yds.), 2013 (1 for 25 yds.), 2014 (8 for 44 yds.), 2015 (3 for 29 yds.), TOTAL (13 for 102 yds., 7.8 avg., 25 LG). Completed a 15-yard pass vs. Seattle (9/18/11). Sacked for a loss of seven yards on a pass attempt vs. Washington (10/28/12). Ran for a two-point conversion at Oakland (10/27/13).

**SANDERS' POSTSEASON RECORD**

| Year                 | Club       | G        | S         | RECEIVING  |             |           |          | KICKOFF RETURNS |          |            |          | PUNT RETURNS |          |          |          |          |            |          |          |
|----------------------|------------|----------|-----------|------------|-------------|-----------|----------|-----------------|----------|------------|----------|--------------|----------|----------|----------|----------|------------|----------|----------|
|                      |            |          |           | No.        | Yds.        | Avg.      | LG       | TD              | No.      | Yds.       | Avg.     | LG           | TD       | No.      | FC       | Yds.     | Avg.       | LG       | TD       |
| 2010                 | Pittsburgh | 3        | 0         | 7          | 91          | 13.0      | 12       | 0               | 0        | 0          | 0.0      | —            | 0        | 0        | 0        | 0        | 0.0        | —        | 0        |
| 2011                 | Pittsburgh | 1        | 0         | 6          | 81          | 13.5      | 18       | 0               | 0        | 0          | 0.0      | —            | 0        | 0        | 0        | 0        | 0.0        | —        | 0        |
| 2014                 | Denver     | 1        | 1         | 7          | 46          | 6.6       | 17       | 0               | 0        | 0          | 0.0      | —            | 0        | 0        | 0        | 0        | 0.0        | —        | 0        |
| 2015                 | Denver     | 3        | 3         | 16         | 230         | 14.4      | 34       | 0               | 0        | 0          | 0.0      | —            | 0        | 0        | 0        | 0        | 0.0        | —        | 0        |
| <b>CAREER TOTALS</b> | <b>8</b>   | <b>4</b> | <b>36</b> | <b>448</b> | <b>12.4</b> | <b>34</b> | <b>0</b> | <b>0</b>        | <b>0</b> | <b>0.0</b> | <b>—</b> | <b>0</b>     | <b>0</b> | <b>0</b> | <b>0</b> | <b>0</b> | <b>0.0</b> | <b>—</b> | <b>0</b> |

**ADDITIONAL STATISTICS:** Special-teams tackles — 2010 (5), TOTAL (5). Miscellaneous Tackles—2015 (1), TOTAL (1). Miscellaneous FR—2016 (1), TOTAL (1).

**SANDERS' SINGLE GAME HIGHS**

(Postseason in parentheses)

**Receptions** — 11 at Seattle, 9/21/14 (7 vs. Indianapolis, 1/11/15). **Receiving yards** — 181 at Pittsburgh, 12/20/15 (85 vs. Pittsburgh, 1/17/16). **Longest reception** — 75t at Cleveland, 10/18/15 (34 vs. Pittsburgh, 1/17/16). **Receiving touchdowns** — 3 vs. San Diego, 10/23/14 (none). **Kick returns** — 6 vs. New England, 11/14/10 (none). **Kick return yards** — 156 vs. New England, 11/14/10 (none). **Longest kick return** — 48 at Miami, 10/24/10 (none). **Punt returns** — 3, four times, last vs. Baltimore, 9/13/15 (none). **Punt return yards** — 76 at N.Y. Giants, 11/4/12 (none). **Longest punt return** — 63 at N.Y. Giants, 11/4/12 (none).

**SANDERS' 100-YARD RECEIVING GAMES (12)**

\*denotes win (Sanders' teams are 8-4 when he records 100 or more yards receiving in a game.)

| Date     | Opponent         | No. | Yds. | Avg. | LG  | TD |
|----------|------------------|-----|------|------|-----|----|
| 9/14/14  | vs. Kansas City* | 8   | 108  | 13.5 | 48  | 0  |
| 9/21/14  | at Seattle       | 11  | 149  | 13.5 | 42  | 0  |
| 10/5/14  | vs. Arizona*     | 7   | 101  | 14.4 | 30  | 0  |
| 10/23/14 | vs. San Diego*   | 9   | 120  | 13.3 | 38  | 3  |
| 11/2/14  | at New England   | 10  | 151  | 15.1 | 28  | 0  |
| 11/16/14 | at St. Louis     | 5   | 102  | 20.4 | 42t | 1  |
| 11/23/14 | vs. Miami*       | 9   | 125  | 13.9 | 35  | 0  |
| 10/11/15 | at Oakland*      | 9   | 111  | 12.3 | 45  | 0  |
| 10/18/15 | at Cleveland*    | 4   | 109  | 27.3 | 75t | 1  |
| 11/29/15 | vs. New England* | 6   | 113  | 18.8 | 39  | 0  |
| 12/20/15 | at Pittsburgh    | 10  | 181  | 18.1 | 61t | 1  |
| 9/25/16  | at Cincinnati*   | 9   | 117  | 13.0 | 41t | 2  |

**EMMANUEL SANDERS' 2016 GAME-BY-GAME**

(Victories asterisked)

| 2016 DENVER (7-3)    |                   | RECEIVING |              |           |            |             |            | SCORING  |           |
|----------------------|-------------------|-----------|--------------|-----------|------------|-------------|------------|----------|-----------|
| Date                 | Opponent          | P/S       | No.          | Yds.      | Avg.       | LG          | TD         | 2pt.     | Pts.      |
| Sep 8                | vs. Carolina*     | S         | 5            | 49        | 9.8        | 15          | 0          | 0        | 0         |
| Sep 18               | vs. Indianapolis* | S         | 3            | 39        | 13.0       | 19          | 0          | 0        | 0         |
| Sep 25               | at Cincinnati*    | S         | 9            | 117       | 13.0       | 41t         | 2          | 0        | 12        |
| Oct 2                | at Tampa Bay*     | S         | 8            | 88        | 11.0       | 18          | 1          | 0        | 6         |
| Oct 9                | vs. Atlanta       | S         | 7            | 80        | 11.4       | 26          | 0          | 0        | 0         |
| Oct 13               | at San Diego      | S         | 4            | 40        | 10.0       | 20          | 0          | 0        | 0         |
| Oct 24               | vs. Houston*      | S         | 4            | 86        | 21.5       | 31          | 0          | 0        | 0         |
| Oct 30               | vs. San Diego*    | S         | 4            | 68        | 17.0       | 37          | 0          | 0        | 0         |
| Nov 6                | at Oakland        | S         | 5            | 47        | 9.4        | 18          | 0          | 0        | 0         |
| Nov 13               | at New Orleans*   | S         | 5            | 54        | 10.8       | 14          | 0          | 0        | 0         |
| <b>Season Totals</b> |                   |           | <b>10/10</b> | <b>54</b> | <b>668</b> | <b>12.4</b> | <b>41t</b> | <b>3</b> | <b>18</b> |



# MICHAEL SCHOFIELD

79

## OFFENSIVE LINEMAN

6-6 • 301 • 3RD YR. • MICHIGAN

**BORN:** Nov. 15, 1990, in Orland Park, Ill.

**HIGH SCHOOL:** Carl Sandburgh High School, Orland Park, Ill.

**ACQUIRED:** Draft #3 (95th overall), 2014

**NFL YEAR:** 3rd • **YEAR WITH BRONCOS:** 3rd

**NFL GAMES PLAYED/STARTED:** 23/23 • **POSTSEASON GP/GS:** 3/3



### SCHOFIELD AT A GLANCE:

- A third-year offensive lineman who started all 23 regular-season games played and three postseason contests for the Broncos (2014-16) after spending his entire rookie season in 2014 on Denver's active roster.
- Appeared in all 52 possible games during his career at the University of Michigan, making 26 starts at right tackle and opening another 10 contests at left guard.
- Received second-team All-Big Ten Conference recognition from the *NFL Draft Report* in 2013 after starting all 13 games for Michigan and helping the team rank second in the league with just 17 sacks allowed on the season.
- Selected by the Broncos in the third round (95th overall) of the 2014 NFL Draft.

**CAREER TRANSACTIONS:** Signed by Denver as a draft choice 6/3/14.



**2016:** Schofield started at right guard vs. Car. (9/8)... Started at right guard before moving outside to right tackle in the first quarter vs. Ind. (9/18)... Started at right guard (54 snaps) and played left tackle (13 snaps) at Cin. (9/25)... Started at right guard at T.B. (10/2)... Opened the game at right guard and also played right tackle vs. Atl. (10/9)... Started at right guard at S.D. (10/13), vs. Hou. (10/24), vs. S.D. (10/30), at Oak. (11/6) and at N.O. (11/13).

**2015:** Schofield started all 13 regular-season games played and all three postseason contests at right tackle... Made his NFL debut and first start at right tackle vs. Min. (10/4).

**2014:** Selected by the Broncos in the third round (95th overall) of the 2014 NFL Draft, Schofield spent his entire rookie year on Denver's active roster but did not see any game action.

**COLLEGE:** Schofield appeared in all 52 possible games during his career at the University of Michigan, making 26 starts at right tackle and opening another 10 contests at left guard... Delivered 31 touchdown-resulting blocks for the Wolverines' rushing attack during his three seasons (2011-13) as a starter... Named second-team All-Big Ten Conference from *NFL Draft Report* after starting all 13 games at right tackle as senior and helping the Wolverines rank second in the Big Ten Conference with just 17 sacks allowed on the season... Posted 67 knockdowns and 10 touchdown-resulting blocks during his senior campaign... Started all 13 games at right tackle for the Wolverines his junior year and tallied 84 knockdowns to go along with 11 touchdown-resulting blocks... Opened 10-of-13 games at left guard his sophomore year for the Sugar Bowl-champion Wolverines... Blocked for a rushing offense that ranked second in the Big Ten (13th in the nation) with 221.9 yards per game and featured a pair of 1,000-yard rushers (Dennard Robinson and Fitzgerald Toussaint)... Appeared in all 13 games for Michigan as a redshirt freshman.

**PERSONAL:** Schofield attended Carl Sandburgh High School in Orland Park, Ill., where he was a three-year starter at offensive tackle... Allowed zero sacks as a senior team captain and was named the offense's most valuable player while also pacing the defense with 83 tackles... Majored in physical education at Michigan... Earned the Wolverines' Athletic Achievement Award during his redshirt season in 2009... Last name is pronounced SKO-field... Michael Ross Schofield III was born on Nov. 15, 1990, in Orland Park, Ill.

### SCHOFIELD'S REGULAR SEASON RECORD

| Year                 | Club   | G         | S         |
|----------------------|--------|-----------|-----------|
| 2014                 | Denver | 0         | 0         |
| 2015                 | Denver | 13        | 13        |
| 2016                 | Denver | 10        | 10        |
| <b>CAREER TOTALS</b> |        | <b>23</b> | <b>23</b> |

### SCHOFIELD'S POSTSEASON RECORD

| Year                 | Club   | G        | S        |
|----------------------|--------|----------|----------|
| 2015                 | Denver | 3        | 3        |
| <b>CAREER TOTALS</b> |        | <b>3</b> | <b>3</b> |



# TREVOR SIEMIAN

13

QUARTERBACK

6-3 • 215 • 2ND YR. • NORTHWESTERN

BORN: Dec. 26, 1991, in Windermere, Fla.

HIGH SCHOOL: Olympia High School, Windermere, Fla.

ACQUIRED: Draft #7a (250th overall), 2015

NFL YEAR: 2nd • YEAR WITH BRONCOS: 2nd

NFL GAMES PLAYED/STARTED: 10/9



## SIEMIAN AT A GLANCE:

- A second-year quarterback who has appeared in 10 games (9 starts) for Denver, completing 175-of-291 passes (60.1 pct.) for 2,028 yards with 12 touchdowns and seven interceptions (85.0 rtg.).
- Spent his rookie season in 2015 with Denver on the active roster and appeared in one regular-season game.
- Played 44 games (14 starts) in his career at Northwestern University, completing 550-of-934 passes (58.9 pct.) for 5,931 yards with 27 touchdowns and 24 interceptions in addition to rushing for six touchdowns.
- Finished his career ranked fourth all-time at NU in career passing yardage (5,931), fourth in completions (550), sixth in total offense (5,908 yds.) despite only starting 14 games.
- Selected by the Broncos in the seventh round (250th overall) of the 2015 NFL Draft.

**CAREER TRANSACTIONS:** Signed by Denver as a draft choice 5/15/15.



**2016:** Siemian posted a win in his first NFL start vs. Car. (9/8), finishing the regular-season opener 18-of-26 passing (69.2 pct.) with one touchdown and two interceptions (69.1 rtg.) in addition to rushing five times for 20 yards (4.0 avg.)... Completed 22-of-33 passes (66.7 pct.) for 266 yards with one interception vs. Ind. (9/18)... Became the first player in NFL history with 300 passing yards, four passing touchdowns and zero interceptions in his first career road start at Cin. (9/25)... Finished the game 23-of-35 for 312 yards (65.7 pct.) with four touchdowns (132.1 rtg.)... Completed five-of-seven passes for 68 yards with one touchdown (141.7 rtg.) before leaving with a left shoulder (non-throwing) injury at T.B. (10/2)... Was inactive vs. Atl. (10/9)... Completed 30-of-50 passes (60.0 pct) for 230 yards with one touchdown (77.9 rtg.) at S.D. (10/13)... Finished 14-of-25 passing for 157 yards with one touchdown (88.2 rtg.) vs. Hou. (10/24)... Completed 20-of-38 passes for 276 yards with one interception vs. S.D. (10/30)... Finished 18-of-37 passing for 283 yards with two touchdowns and one interception (81.2 rtg.) at Oak. (11/6)... Completed 25-of-40 passes for 258 yards with two touchdowns and two interceptions (76.9 rtg.) at N.O. (11/13).

**2015:** Selected by the Broncos in the seventh round (250th overall) of the 2015 NFL Draft, Siemian was active for six games regular season games and played in one contest... Took one snap in his NFL debut at Pit. (12/20)... Inactive for Denver's three playoff contests.

**COLLEGE:** Siemian played 44 games (14 starts) during his career at Northwestern University, completing 550-of-934 passes (58.9 pct.) for 5,931 yards with 27 touchdowns and 24 interceptions in addition to rushing for six scores... Started all 11 games played his redshirt senior season, recording 228 completions on 392 attempts for 2,214 yards with seven touchdown and 11 interceptions in addition to five rushing touchdowns before missing the remainder of the season with a torn ACL... Saw action in all 12 games as a junior, completing 178-of-298 passes for 2,149 yards with 11 touchdowns and nine interceptions.

**PERSONAL:** Siemian threw for an Orange County-record 6,144 career yards and 53 touchdowns in three seasons at Olympia High School in Windermere, Fla., and was named the *Orlando Sentinel's* 2009 Central Florida Offensive Player of the Year... Selected a first-team All-Central Florida pick in 2009 and a second-team choice in 2008 as well as first-team all-metro in 2009... Also lettered in baseball... Majored in communication studies at Northwestern... Last name is pronounced sim-EE-in... Trevor Siemian was born on Dec. 26, 1991, in Windermere, Fla.

## SIEMIAN'S REGULAR SEASON RECORD

| Year                 | Club   | G         | S        | Att.       | Comp.      | Pct.        | PASSING      |            |           |            |          | LG         | Sack/Yds.  | Rtg.          |             |
|----------------------|--------|-----------|----------|------------|------------|-------------|--------------|------------|-----------|------------|----------|------------|------------|---------------|-------------|
|                      |        |           |          |            |            |             | Yds.         | Yds./Att.  | TD        | %          | Int.     |            |            |               | %           |
| 2015                 | Denver | 1         | 0        | 0          | 0          | —           | 0            | —          | 0         | 0          | —        | —          | 0/0        | 85.0          |             |
| 2016                 | Denver | 9         | 9        | 291        | 175        | 60.1        | 2,028        | 7.0        | 12        | 4.1        | 7        | 2.4        | 69t        | 19/108        | 85.0        |
| <b>CAREER TOTALS</b> |        | <b>10</b> | <b>9</b> | <b>291</b> | <b>175</b> | <b>60.1</b> | <b>2,028</b> | <b>7.0</b> | <b>12</b> | <b>4.1</b> | <b>7</b> | <b>2.4</b> | <b>69t</b> | <b>19/108</b> | <b>85.0</b> |

**SIEMIAN'S SINGLE-GAME HIGHS**

*(Postseason in parentheses)*

**Pass attempts** — 50 at San Diego, 10/13/16. **Pass completions** — 30 at San Diego, 10/13/16. **Passing yards** — 312 at Cincinnati, 9/25/16. **Completion percentage (min. 10 att.)** — 69.2% vs. Carolina, 9/8/16. **Touchdown passes** — 4 at Cincinnati, 9/25/16. **Longest pass completion** — 69t at Oakland, 11/6/16.

**TREVOR SIEMIAN'S 2016 GAME-BY-GAME**

*(Victories asterisked)*

| 2016 DENVER (7-3)    |     | PASSING    |            |            |              |             |           |          |            |               | RUSHING     |           |           |            |           |          |
|----------------------|-----|------------|------------|------------|--------------|-------------|-----------|----------|------------|---------------|-------------|-----------|-----------|------------|-----------|----------|
| Opponent             | P/S | Att.       | Comp.      | Yds.       | Pct.         | TD          | INT       | LG       | S/Yds.     | Rtg.          | Att.        | Yds.      | Avg.      | LG         | TD        |          |
| vs. Car. (9/8)*      | S   | 26         | 18         | 178        | 69.2         | 1           | 2         | 25t      | 2/19       | 69.1          | 5           | 20        | 4.0       | 11         | 0         |          |
| vs. Ind. (9/18)*     | S   | 33         | 22         | 266        | 66.7         | 0           | 1         | 44       | 1/0        | 78.6          | 1           | 7         | 7.0       | 7          | 0         |          |
| at Cin. (9/25)*      | S   | 35         | 23         | 312        | 65.7         | 4           | 0         | 55t      | 2/9        | 132.1         | 3           | 5         | 1.7       | 5          | 0         |          |
| at T.B. (10/2)*      | S   | 7          | 5          | 68         | 71.4         | 1           | 0         | 19       | 3/20       | 141.7         | 0           | 0         | —         | —          | 0         |          |
| vs. Atl. (10/9)      |     |            |            |            |              |             |           |          |            |               |             |           |           |            |           |          |
| at S.D. (10/13)      | S   | 50         | 30         | 230        | 60.0         | 1           | 0         | 20       | 2/10       | 77.9          | 1           | 1         | 1.0       | 1          | 0         |          |
| vs. Hou. (10/24)*    | S   | 25         | 14         | 157        | 56.0         | 1           | 0         | 31       | 0/0        | 88.2          | 1           | -1        | -1.0      | -1         | 0         |          |
| vs. S.D. (10/30)*    | S   | 38         | 20         | 276        | 52.6         | 0           | 1         | 40       | 1/9        | 65.2          | 3           | -2        | -0.7      | 0          | 0         |          |
| at Oak. (11/6)       | S   | 37         | 18         | 283        | 48.6         | 2           | 1         | 69t      | 2/13       | 81.2          | 0           | 0         | —         | —          | 0         |          |
| at N.O. (11/13)*     | S   | 40         | 25         | 258        | 62.5         | 2           | 2         | 18       | 6/24       | 76.9          | 6           | 5         | 0.8       | 3          | 0         |          |
| <b>Season Totals</b> |     | <b>9/9</b> | <b>291</b> | <b>175</b> | <b>2,028</b> | <b>60.1</b> | <b>12</b> | <b>7</b> | <b>69t</b> | <b>19/108</b> | <b>85.0</b> | <b>20</b> | <b>35</b> | <b>1.8</b> | <b>11</b> | <b>0</b> |



# JUSTIN SIMMONS

31

**SAFETY**



**6-2 • 202 • BOSTON COLLEGE**

**BORN:** Nov. 19, 1993, in Manassas, Va.

**HIGH SCHOOL:** Martin County High School, Stuart, Fla.

**ACQUIRED:** Draft #3 (98th overall), 2016

**NFL YEAR:** 1st • **YEAR WITH BRONCOS:** 1st

**NFL GAMES PLAYED/STARTED:** 7/0

## SIMMONS AT A GLANCE:

- A rookie safety who opened 32-of-50 games at Boston College, racking up 229 tackles (165 solo), eight interceptions (50 yds.), 22 passes defended, four forced fumbles, four fumble recoveries and one sack (15 yds.).
- Attended Martin County High School in Stuart, Fla., earning All-Area Defensive Player of the Year honors in addition to being named second-team All-Florida.
- Selected by the Broncos in the third round (98th overall) of the 2016 NFL Draft.



**2016:** Selected by the Broncos in the third round (98th overall) of the 2016 NFL Draft. Simmons posted one solo tackle in his NFL debut vs. Car. (9/8)... Notched four solo tackles vs. Ind. (9/18)... Was inactive at Cin. (9/25)... Saw action on special teams at T.B. (10/2)... Was inactive vs. Atl. (10/9) and at T.B. (10/13)... Posted one solo tackle vs. Hou. (10/24)... Sacked Philip Rivers (9 yds.) vs. S.D. (10/30)... Assisted on one tackle and made one special-teams stop at Oak. (11/6)... Blocked an extra point with 1:22 remaining that was returned for the game-winning defensive conversion in addition to making two tackles (1 solo) and one special-teams stop at N.O. (11/13).

**COLLEGE:** Simmons opened 32-of-50 games at Boston College, racking up 229 tackles (165 solo), eight interceptions (50 yds.), 22 passes defended, four forced fumbles, four fumble recoveries and one sack (15 yds.)... Started all 12 games at safety for the nation's top-ranked defense (254.3 ypg.) as a senior... Finished with 67 tackles (49 solo), five interceptions (28 yds.), seven passes defended, two forced fumbles and three fumble recoveries, earning All-Atlantic Coast Conference second-team honors... Opened all 13 games in his junior campaign, starting the first seven contests at safety before moving to cornerback for the final six games... Led the team with 76 tackles (63 solo) and added two interceptions (20 yds.), seven passes defended and one sack (15 yds.)... Saw action in all 13 games as a sophomore, recording 34 tackles (22 solo), three passes defended and one fumble recovery... Appeared in all 12 games as a true-freshman, starting six contests at safety and one at cornerback.

**HIGH SCHOOL:** Simmons attended Martin County High School in Stuart, Fla., where he earned All-Area Defensive Player of the Year honors from *Scripps Treasure Coast Newspapers*... Named second-team all-state as a senior in addition to first-team all-area as a junior and senior... Played in the Palm Beach County-Treasure Coast Senior All-Star Game... Totaled 24 career interceptions and returned two for touchdowns in addition to seeing action at wide receiver and running back.

**PERSONAL:** Simmons majored in communications at Boston College and was presented with the Jay McGillis Memorial Scholarship... Justin Simmons was born on Nov. 19, 1993, in Manassas, Va.

## SIMMONS'S REGULAR SEASON RECORD

| Year                 | Club   | G        | S        | UT       | A        | TT        | S-Yds.     | I-Yds.     | PD       | FF       | FR       | TD-Int.  | TD-FR    | S        | Pts.     |
|----------------------|--------|----------|----------|----------|----------|-----------|------------|------------|----------|----------|----------|----------|----------|----------|----------|
| 2016                 | Denver | 7        | 0        | 8        | 2        | 10        | 1-9        | 0-0        | 0        | 0        | 0        | 0        | 0        | 0        | 0        |
| <b>CAREER TOTALS</b> |        | <b>7</b> | <b>0</b> | <b>8</b> | <b>2</b> | <b>10</b> | <b>1-9</b> | <b>0-0</b> | <b>0</b> | <b>0</b> | <b>0</b> | <b>0</b> | <b>0</b> | <b>0</b> | <b>0</b> |

**ADDITIONAL STATISTICS:** Special-teams tackles — 2016 (2), TOTAL (2). Blocked an extra point at New Orleans, 11/13/16.

**JUSTIN SIMMONS'S 2016 GAME-BY-GAME**

*(Victories asterisked)*

| 2016 DENVER (7-3)    |                   | TACKLES |            |          |          |           |            |            |          |          |          |
|----------------------|-------------------|---------|------------|----------|----------|-----------|------------|------------|----------|----------|----------|
| Date                 | Opponent          | P/S     | UT         | A        | TT       | S-Yds.    | I-Yds.     | PD         | FF       | FR       |          |
| Sep 8                | vs. Carolina*     | P       | 1          | 0        | 1        | 0-0       | 0-0        | 0          | 0        | 0        |          |
| Sep 18               | vs. Indianapolis* | P       | 4          | 0        | 4        | 0-0       | 0-0        | 0          | 0        | 0        |          |
| Sep 25               | at Cincinnati*    |         |            |          |          |           |            |            |          |          |          |
| Oct 2                | at Tampa Bay*     | P       | 0          | 0        | 0        | 0-0       | 0-0        | 0          | 0        | 0        |          |
| Oct 9                | vs. Atlanta       |         |            |          |          |           |            |            |          |          |          |
| Oct 13               | at San Diego      |         |            |          |          |           |            |            |          |          |          |
| Oct 24               | vs. Houston*      | P       | 1          | 0        | 1        | 0-0       | 0-0        | 0          | 0        | 0        |          |
| Oct 30               | vs. San Diego*    | P       | 1          | 0        | 1        | 1-9       | 0-0        | 0          | 0        | 0        |          |
| Nov 6                | at Oakland        | P       | 0          | 1        | 1        | 0-0       | 0-0        | 0          | 0        | 0        |          |
| Nov 13               | at New Orleans*   | P       | 1          | 1        | 2        | 0-0       | 0-0        | 0          | 0        | 0        |          |
| <b>Season Totals</b> |                   |         | <b>7/0</b> | <b>8</b> | <b>2</b> | <b>10</b> | <b>1-9</b> | <b>0-0</b> | <b>0</b> | <b>0</b> | <b>0</b> |



**DONALD STEPHENSON** **71****OFFENSIVE TACKLE****6-6 • 312 • 5TH YR. • OKLAHOMA****BORN:** Sept. 30, 1988, in Kansas City, Mo.**HIGH SCHOOL:** Blue Springs High School, Kansas City, Mo.**ACQUIRED:** Unrestricted Free Agent (Kansas City), 2016**NFL YEAR:** 5th • **YEAR WITH BRONCOS:** 1st**NFL GAMES PLAYED/STARTED:** 67/28 • **POSTSEASON GP/GS:** 3/3**STEPHENSON AT A GLANCE:**

- A fifth-year offensive tackle who started 28-of-67 regular-season games played and all three postseason contests during his first four NFL seasons with Kansas City (2012-15) and Denver (2016).
- Started 15 games at left tackle, eight games at right tackle and one game as a short-yardage tight end in his first four years in the league.
- Saw action in all 16 games (6 starts at LT, 1 start at RT) in 2015 in addition to opening both postseason contests for the Chiefs at right tackle.
- Appeared in 32 games (23 starts at LT) along the offensive line at the University of Oklahoma, earning All-Big 12 Conference honorable-mention honors as senior in 2011.
- Joined the Broncos as an unrestricted free agent on March 9, 2016.
- Selected by Kansas City in the third round (74th overall) of the 2012 NFL Draft.

**CAREER TRANSACTIONS:** Signed by Kansas City as a draft choice 5/17/12; Signed by Denver as an unrestricted free agent 3/9/16.



**2016:** Stephenson started at right tackle vs. Car. (9/8)... Opened the game at right tackle before leaving in the first quarter with a calf injury vs. Ind. (9/18)... Was inactive at Cin. (9/25), at T.B. (10/2) and vs. Atl. (10/9)... Started at right tackle at S.D. (10/13) after missing three games with an injury... Opened at right tackle vs. Hou. (10/24), vs. S.D. (10/30), at Oak. (11/6) and at N.O. (11/13).

**2015:** Stephenson appeared in all 16 regular-season games (7 starts) for the third time in his career and made two postseason starts... Opened the first six games of the season at left tackle before starting the season finale at right tackle... Helped the Chiefs rush for the sixth most yards per game (127.8) in the NFL... Allowed two or less sacks for the third consecutive season according to STATS, LLC... Started at right tackle in Kansas City's AFC Wild Card Playoff Game vs. Hou. (1/9) and AFC Divisional Playoff Game at N.E. (1/16).

**2014:** Stephenson appeared in 12 regular-season games for the Chiefs, allowing two sacks according to STATS, LLC... Helped the Chiefs rank 10th in the league in rushing yards per game (119.9) as RB Jamaal Charles posted his third consecutive 1,000-yard season... Made his season debut in Week 5 at S.F. (10/5).

**2013:** Stephenson started 7-of-16 games played and one postseason contest... Started three games at right tackle before shifting to left tackle for the final four games of the season... Contributed to Charles' 1,287-yard rushing total... Started at right tackle in the Chiefs' AFC Wild Card Playoff Game at Ind. (1/4).

**2012:** Selected by the Chiefs in the third round (74th overall) of the 2012 NFL Draft, Stephenson started seven games and saw action in every regular-season contest as a rookie... Made his NFL debut on special teams vs. Atl. (9/9)... Made his first career start as short-yardage tight end at S.D. (11/1)... Started at left tackle in five of the final six games of the season.

**COLLEGE:** Stephenson appeared in 32 games at the University of Oklahoma with all 23 of his starts coming at left tackle between his junior and senior seasons... Opened 13 contests at left tackle his senior campaign en route to earning All-Big 12 Conference honorable mention honors... Saw action in 14 games (10 starts) his junior season.

**PERSONAL:** Stephenson attended Blue Springs High School outside of Kansas City, Mo., where he was named all-league as a junior... Missed most of his senior season due to injury... Donald Stephenson was born on Sept. 30, 1988, in Kansas City, Mo.

**STEPHENSON'S REGULAR SEASON RECORD**

| Year                 | Club        | G         | S         |
|----------------------|-------------|-----------|-----------|
| 2012                 | Kansas City | 16        | 7         |
| 2013                 | Kansas City | 16        | 7         |
| 2014                 | Kansas City | 12        | 0         |
| 2015                 | Kansas City | 16        | 7         |
| 2016                 | Denver      | 7         | 7         |
| <b>CAREER TOTALS</b> |             | <b>67</b> | <b>28</b> |

**ADDITIONAL STATISTICS:** Miscellaneous tackles — 2016 (3), TOTAL (3). Miscellaneous FR — 2015 (1), TOTAL (1).

**STEPHENSON'S POSTSEASON RECORD**

| <b>Year</b>          | <b>Club</b> | <b>G</b> | <b>S</b> |
|----------------------|-------------|----------|----------|
| 2013                 | Kansas City | 1        | 1        |
| 2015                 | Kansas City | 2        | 2        |
| <b>CAREER TOTALS</b> |             | <b>3</b> | <b>3</b> |

**DARIAN STEWART****26****SAFETY****5-11 • 214 • 7TH YR. • SOUTH CAROLINA****BORN:** Aug. 4, 1988, in Hunstville, Ala.**HIGH SCHOOL:** Lee High School, Hunstville, Ala.**ACQUIRED:** Unrestricted Free Agent (Baltimore), 2015**NFL YEAR:** 7th • **YEAR WITH BRONCOS:** 2nd**NFL GAMES PLAYED/STARTED:** 94/56 • **POSTSEASON GP/GS:** 5/5**STEWART AT A GLANCE:**

- A seventh-year safety who appeared in 94 career regular-season games (56 starts) with St. Louis (2010-13), Baltimore (2014) and Denver (2015-16) in addition to starting five postseason contests.
- Totaled 300 tackles (218 solo), six interceptions (63 yds.), 34 passes defended, five forced fumbles, five fumble recoveries, 24 special-teams stops and one blocked punt during his first six NFL seasons.
- Started 13-of-15 games played for Denver in 2015, posting 59 tackles (46 solo), one interception, 10 passes defended, one forced fumble and two fumble recoveries.
- Saw action in all 16 games (14 starts) for the first time in his career with Baltimore in 2014, finishing fourth on the Ravens with 53 tackles (37 solo) and adding four passes defended, one forced fumble and one blocked punt.
- Competed in the first two postseason games of his career for Baltimore in 2014 and recorded three tackles, one interception, one fumble recovery and two passes defended.
- Played in 50 games (36 starts) at the University of South Carolina, totaling 197 tackles, two interceptions, 22 passes defended, four forced fumbles and four fumble recoveries.
- Joined the Broncos as an unrestricted free agent (Baltimore) on March, 12, 2015.
- Entered the NFL with St. Louis as a college free agent on April 26, 2010.

**CAREER TRANSACTIONS:** Signed by St. Louis as a college free agent 4/26/10; Signed by Baltimore as an unrestricted free agent 3/23/14; Signed by Denver as an unrestricted free agent 3/12/15.



**2016:** Stewart totaled five solo tackles vs. Car. (9/8)... Tallied one solo stop vs. Ind. (9/18)... Recorded six tackles (4 solo) at Cin. (9/25)... Notched four solo tackles at T.B. (10/2)... Posted three tackles (2 solo) vs. Atl. (10/9)... Totaled six tackles (5 solo) at S.D. (10/13)... Notched five tackles (2 solo) vs. Hou. (10/24)... Intercepted Philip Rivers (25 yds.) and finished with three solo tackles vs. S.D. (10/30)... Totaled eight solo tackles at Oak. (11/6)... Intercepted Drew Brees twice (11 yds.) and returned a fumble 28 yards in addition to making two solo tackles at N.O. (11/13)... Became the first Bronco since Deltha O'Neal (vs. K.C., 10/7/01) to record at least three turnovers in a single game.

**2015:** Stewart started 13-of-15 regular-season games played in 2015, posting 59 tackles (46 solo), one interception, 10 passes defended, one forced fumble and two fumble recoveries... Totaled 10 tackles (7 solo), one sack (8 yds.), one interception (8 yds.), one forced fumble and three passes defended in three postseason starts... Intercepted Ravens QB Joe Flacco in the end zone with 0:28 seconds left in the fourth quarter to seal Denver's season-opening victory vs. Bal. (9/13)... Matched his career high with three passes defended and added four solo tackles vs. N.E. (11/29)... Posted five tackles (4 solo) and one special-teams stop in Denver's AFC Divisional Playoff Game vs. Pit. (1/17)... Intercepted Patriots QB Tom Brady and added three tackles (1 solo) in Denver's AFC Championship Game vs. N.E. (1/24)... Recorded three solo tackles, one sack (8 yds.), two passes defended and one forced fumble Denver's Super Bowl 50 victory vs. Car. (2/7).

**2014:** Stewart saw action in all 16 games (14 starts) for the first time in his career with Baltimore in 2014, producing 53 tackles (37 solo), four passes defended, one forced fumble and one blocked punt... Started the first two playoff games of his career and tallied three tackles (3 solo), two passes defended, one interception and one forced fumble... Made a season-high nine tackles in his Ravens debut vs. Cin. (9/7)... Blocked a punt that was returned 11 yards for a touchdown vs. Jac. (12/14)... Started and recorded one solo tackle, one interception, two passes defended and one fumble recovery in Baltimore's AFC Wild Card Playoff Game at Pit. (1/3).

**2013:** Stewart appeared in 13 games (6 starts) for the Rams and collected 36 tackles (30 solo), five passes defended, one forced fumble, one fumble recovery and three special-teams stops... Notched a season-best nine tackles (8 solo) and posted two passes defended vs. N.O. (12/15)... Forced a fumble and returned it 19 yards vs. Jac. (10/6).

**2012:** Stewart played 12 games for St. Louis and registered six solo tackles, one pass defended and six special-teams stops... Recorded three solo tackles each at Buf. (12/9) and vs. Ari. (10/4).

**2011:** Stewart appeared in 15 games (13 starts) for the Rams and recorded 91 tackles, three sacks (23 yds.), one interception, 10 passes defended, two forced fumbles and seven special-teams stops... Led the Rams in

passes defended (10) and ranked third on the team in tackles (91)... Posted a career-high 12 tackles (7 solo) to go along with one sack (8 yds.) and one special-teams stop vs. Sea. (11/20)... Returned his first career interception 27 yards for a touchdown vs. N.O. (10/30).

**2010:** Stewart, who entered the NFL with St. Louis as a college free agent, played 13 games as a rookie and recorded 11 tackles (8 solo) to go along with one sack (8 yds.), one pass defended and four special-teams stops.

**COLLEGE:** Stewart played 50 games (36 starts) for the University of South Carolina, compiling 197 tackles, two interceptions, 22 passes defended, four forced fumbles and four fumble recoveries... Started all 13 games his senior season and was selected to play the East-West Shrine Game.

**PERSONAL:** Stewart played running back and free safety at Lee High School in Huntsville, Ala., where he was selected at the *Huntsville Times*' Super All-Metro Most Valuable Player as a senior... Excelled on the basketball court as a point guard, lettering four times and being named City MVP in 2004... Darian Stewart was born on Aug. 4, 1988, in Huntsville, Ala.

### STEWART'S REGULAR SEASON RECORD

| Year                  | Club      | G         | S         | UT         | A         | TT         | S-Yds.      | I-Yds.      | PD        | FF       | FR       | TD-Int.  | TD-FR    | S        | Pts.     |
|-----------------------|-----------|-----------|-----------|------------|-----------|------------|-------------|-------------|-----------|----------|----------|----------|----------|----------|----------|
| 2010                  | St. Louis | 13        | 0         | 8          | 3         | 11         | 1-8         | 0           | 2         | 0        | 1        | 0        | 0        | 0        | 0        |
| 2011                  | St. Louis | 15        | 13        | 55         | 36        | 91         | 3-23        | 1-27        | 11        | 2        | 0        | 1        | 0        | 0        | 6        |
| 2012                  | St. Louis | 12        | 0         | 6          | 0         | 6          | 0-0         | 0           | 0         | 0        | 0        | 0        | 0        | 0        | 0        |
| 2013                  | St. Louis | 13        | 6         | 30         | 6         | 36         | 0-0         | 0           | 5         | 1        | 1        | 0        | 0        | 0        | 0        |
| 2014                  | Baltimore | 16        | 14        | 37         | 16        | 53         | 0-0         | 1-0         | 3         | 1        | 0        | 0        | 0        | 0        | 0        |
| 2015                  | Denver    | 15        | 13        | 46         | 13        | 59         | 0-0         | 1-0         | 10        | 1        | 2        | 0        | 0        | 0        | 0        |
| 2016                  | Denver    | 10        | 10        | 36         | 7         | 43         | 0-0         | 3-36        | 3         | 0        | 1        | 0        | 0        | 0        | 0        |
| <b>CAREER TOTALS</b>  |           | <b>94</b> | <b>55</b> | <b>218</b> | <b>81</b> | <b>300</b> | <b>4-31</b> | <b>6-63</b> | <b>34</b> | <b>5</b> | <b>5</b> | <b>1</b> | <b>0</b> | <b>0</b> | <b>6</b> |
| <b>BRONCOS TOTALS</b> |           | <b>25</b> | <b>23</b> | <b>82</b>  | <b>20</b> | <b>103</b> | <b>0-0</b>  | <b>4-36</b> | <b>13</b> | <b>1</b> | <b>3</b> | <b>0</b> | <b>0</b> | <b>0</b> | <b>0</b> |

**ADDITIONAL STATISTICS:** Special-teams tackles — 2010 (4), 2011 (7), 2012 (6), 2013 (3), 2015 (4), TOTAL (24). Blocked a punt that was returned by Baltimore's Kamar Aiken for a TD vs. Jacksonville (12/14/14).

### STEWART'S POSTSEASON RECORD

| Year                 | Club      | G        | S        | UT        | A        | TT        | S-Yds.     | I-Yds.     | PD       | FF       | FR       | TD-Int.  | TD-FR    | S        | Pts.     |
|----------------------|-----------|----------|----------|-----------|----------|-----------|------------|------------|----------|----------|----------|----------|----------|----------|----------|
| 2014                 | Baltimore | 2        | 2        | 3         | 0        | 3         | 0-0        | 1-0        | 2        | 0        | 1        | 0        | 0        | 0        | 0        |
| 2015                 | Denver    | 3        | 3        | 8         | 3        | 11        | 1-8        | 1-8        | 3        | 1        | 0        | 0        | 0        | 0        | 0        |
| <b>CAREER TOTALS</b> |           | <b>5</b> | <b>5</b> | <b>11</b> | <b>3</b> | <b>14</b> | <b>1-8</b> | <b>2-8</b> | <b>3</b> | <b>1</b> | <b>1</b> | <b>0</b> | <b>0</b> | <b>0</b> | <b>0</b> |

**ADDITIONAL STATISTICS:** Special-teams tackles — 2015 (1), TOTAL (1).

### STEWART'S SINGLE GAME HIGHS

*(Postseason in parentheses)*

**Tackles** — 12 vs. Seattle, 11/20/11 (5 vs. Pittsburgh, 1/17/15). **Interceptions** — 2 at New Orleans, 11/13/16 (1, twice, last vs. New England, 1/16/16). **Interception return yards** — 27 vs. New Orleans, 10/30/11 (8 vs. New England, 1/24/16). **Passes Defended** — 3, three times, last vs. New England, 11/29/15 (2, twice, last vs. Carolina, 2/7/16). **Fumble recoveries** — 1, five times, last at New Orleans, 11/13/16 (1 at Pittsburgh, 1/3/15). **Fumble return yards** — 28 at New Orleans, 11/13/16 (0 at Pittsburgh, 1/3/15).

### DARIAN STEWART'S 2016 GAME-BY-GAME

*(Victories asterisked)*

| 2016 DENVER (7-3)    |                   | TACKLES |              |           |          |           |            |             |          |          |          |  |  |  |  |
|----------------------|-------------------|---------|--------------|-----------|----------|-----------|------------|-------------|----------|----------|----------|--|--|--|--|
| Date                 | Opponent          | P/S     | UT           | A         | TT       | S-Yds.    | I-Yds.     | PD          | FF       | FR       |          |  |  |  |  |
| Sep 8                | vs. Carolina*     | S       | 5            | 0         | 5        | 0-0       | 0-0        | 0           | 0        | 0        |          |  |  |  |  |
| Sep 18               | vs. Indianapolis* | S       | 1            | 0         | 1        | 0-0       | 0-0        | 0           | 0        | 0        |          |  |  |  |  |
| Sep 25               | at Cincinnati*    | S       | 4            | 2         | 6        | 0-0       | 0-0        | 0           | 0        | 0        |          |  |  |  |  |
| Oct 2                | at Tampa Bay*     | S       | 4            | 0         | 4        | 0-0       | 0-0        | 0           | 0        | 0        |          |  |  |  |  |
| Oct 9                | vs. Atlanta       | S       | 2            | 1         | 3        | 0-0       | 0-0        | 0           | 0        | 0        |          |  |  |  |  |
| Oct 13               | at San Diego      | S       | 5            | 1         | 6        | 0-0       | 0-0        | 0           | 0        | 0        |          |  |  |  |  |
| Oct 24               | vs. Houston*      | S       | 2            | 3         | 5        | 0-0       | 0-0        | 0           | 0        | 0        |          |  |  |  |  |
| Oct 30               | vs. San Diego*    | S       | 3            | 0         | 3        | 0-0       | 1-25       | 1           | 0        | 0        |          |  |  |  |  |
| Nov 6                | at Oakland        | S       | 8            | 0         | 8        | 0-0       | 0-0        | 0           | 0        | 0        |          |  |  |  |  |
| Nov 13               | at New Orleans*   | S       | 2            | 0         | 2        | 0-0       | 2-11       | 2           | 0        | 1        |          |  |  |  |  |
| <b>Season Totals</b> |                   |         | <b>10/10</b> | <b>36</b> | <b>7</b> | <b>43</b> | <b>0-0</b> | <b>3-36</b> | <b>3</b> | <b>0</b> | <b>1</b> |  |  |  |  |



# AQIB TALIB

21

CORNERBACK



6-1 • 205 • 9TH YR. • KANSAS

BORN: Feb. 13, 1986, in Cleveland

HIGH SCHOOL: Berkner High School, Richardson, Texas

ACQUIRED: Unrestricted Free Agent (New England), 2014

NFL YEAR: 9th • YEAR WITH BRONCOS: 3rd

NFL GAMES PLAYED/STARTED: 114/100 • POSTSEASON GP/GS: 8/8

## TALIB AT A GLANCE:

- A ninth-year cornerback who appeared in 114 career regular-season games (100 starts) with Tampa Bay (2008-12), New England (2012-13) and Denver (2014-16) in addition to starting eight postseason contests.
- Totaled 398 tackles (313 solo), one sack (8 yds.), 33 interceptions (619 yds.), 110 passes defended, three forced fumbles and three fumble recoveries during his first eight seasons in the NFL.
- Posted the most interceptions (33) in the NFL among cornerbacks since he entered the league and is one of just four players at his position to be selected to the Pro Bowl in each of the last three seasons.
- Ranks first in the NFL with nine interceptions returned for touchdowns since becoming a regular starter in 2009.
- Earned his third consecutive Pro Bowl nod in 2015, finishing the season with 45 tackles (39 solo), three interceptions (123 yds., 2 TDs) and 13 passes defended.
- Selected to his second consecutive Pro Bowl in his first year with the Broncos in 2014 after ranking third in the NFL opponent quarterback rating (72.2) when targeted defensively, according to Pro Football Focus.
- Helped Denver's defense allow the fewest yards per attempt (6.02) in the NFL as one of three Pro Bowlers in the Bronco's secondary in 2014.
- Named to his first career Pro Bowl in 2013 in addition to being recognized as a second-team All-Pro selection by the Associated Press.
- Selected as the NFL Alumni Defensive Back of the Year following his 2010 season when he totaled a career-high six interceptions for Tampa Bay.
- Named Conference Defensive Player of the Week on two occasions: at Arizona (10/31/10) and at San Diego (12/14/14).
- Matched a Buccaneers franchise record with a career-best three interceptions at Washington (10/4/09).
- Started 32-of-34 games played at the University of Kansas and earned consensus first-team All-America honors and unanimous first-team All-Big 12 Conference recognition following his final season for the Jayhawks in 2007.
- Joined the Broncos as an unrestricted free agent (New England) on March 12, 2014.
- Selected by Tampa Bay in the first round (20th overall) of the 2008 NFL Draft.

## 21's TROPHY CASE

Pro Bowls (3) ..... 2013-15  
 All-Pro (Second Team) (1) ..... 2013

**CAREER TRANSACTIONS:** Signed by Tampa Bay as a draft choice 7/25/08; Traded to New England 11/1/12; Signed by Denver as an unrestricted free agent 3/12/14.

## TALIB FINDS THE END ZONE

### BRONCOS WITH MULTIPLE INTERCEPTIONS RETURNED FOR A TOUCHDOWN, SINGLE SEASON

| Player            | Year        | No.      |
|-------------------|-------------|----------|
| Nemiah Wilson     | 1967        | 2        |
| John Rowser       | 1976        | 2        |
| Mike Harden       | 1986        | 2        |
| Jimmy Spencer     | 2000        | 2        |
| Deltha O'Neal     | 2002        | 2        |
| Champ Bailey      | 2005        | 2        |
| Chris Harris Jr.  | 2012        | 2        |
| <b>Aqib Talib</b> | <b>2014</b> | <b>2</b> |
| <b>Aqib Talib</b> | <b>2015</b> | <b>2</b> |

**TALIB RACKS UP THE INTERCEPTIONS**

**MOST INTERCEPTIONS BY A CB, NFL, (2008-PRES.)**

|    | Player                      | No. |
|----|-----------------------------|-----|
| 1. | Aqib Talib, T.B./N.E./Den.  | 33  |
| 2. | Richard Sherman, Sea.       | 30  |
| 3. | Asante Samuel, Phi./Atl.    | 29  |
|    | Tramon Williams, G.B.       | 29  |
| 5. | Brent Grimes, Atl./Mia.T.B. | 28  |

**MOST INTERCEPTIONS FOR A TD, NFL, (2008-PRES.)**

|    | Player  | No. |
|----|---|-----|
| 1. | Aqib Talib, T.B./N.E./Den.                      | 9   |
| 2. | Charles Tillman, Chi.                           | 7   |
|    | Charles Woodson, G.B./Oak.                      | 7   |
| 4. | Dominique Rodgers-Cromartie, Ari./Phi./Den./NYG | 6   |



**2016:** Talib had one tackle and one pass defended vs. Car. (9/8)... Recorded his ninth career interception returned for a touchdown (46 yds.)—his Broncos' franchise-record fifth—and added two solo tackles and two passes defended vs. Ind. (9/18)... Notched five solo tackles and one pass defended at Cin. (9/25)... Intercepted a pair of passes (40 yds.) and added three solo tackles and two passes defended in his first game at Tampa Bay (10/2) since spending the first four seasons of his career with the club... Registered two tackles (1 solo) and two passes defended vs. Atl. (10/9)... Totaled three solo tackles at S.D. (10/13)... Recorded four tackles (3 solo) and three passes defended vs. Hou. (10/24)... Was inactive vs. S.D. (10/30), at Oak. (11/6) and at N.O. (11/13).

**2015:** Talib became one of four cornerbacks to be selected to the last three Pro Bowls with his third career nod after posting 45 tackles (39 solo), three interceptions (123. yds., 2 TDs) and 14 passes defended... Recorded 14 tackles (13 solo) and six passes defended in Denver's three postseason contests... Intercepted Ravens QB Joe Flacco and returned it 51 yards for his seventh-career pick-six vs. Bal. (9/13)... Blocked an extra point at Det. (9/27)... Intercepted Browns QB Josh McCown at Cle. (10/18) and returned it 63 yards for a touchdown—tying him for the most interception returns for touchdown in a career (4) in Broncos history and giving him the most interceptions returned for touchdown since entering the league in 2008... Posted four solo tackles and two passes defended in Denver's AFC Divisional Playoff Game vs. Pit. (1/17)... Tallied five tackles (4 solo) and two passes defended in Denver's AFC Championship Game vs. N.E. (1/24)... Recorded five solo tackles and two passes defended in Denver's Super Bowl 50 victory vs. Car. (2/7).

**2014:** Talib started 15 regular-season games and earned his second consecutive Pro Bowl selection after totaling 63 tackles (54 solo), four interceptions (62 yds.), 17 passes defended, one sack (8 yds.) and one forced fumble... Returned two of his interceptions for touchdowns to become the eighth Bronco with multiple interception returns for touchdowns in franchise history (single season)... Secured the Broncos' win at NYJ (10/12) with a 22-yard interception return for a touchdown with 15 seconds remaining in the contest... Named AFC Defensive Player of the Week for his season-high eight tackles, one interception and three passes defended in the team's win at S.D. (12/14), becoming the first NFL cornerback and fourth player in 2014 to reach those marks in a single game... Picked off quarterback Andy Dalton at Cin. (12/22) and returned the interception 33 yards for a touchdown on *Monday Night Football*... Recorded his first career sack (8 yds.) vs. Oak. (12/28).

**2013:** Talib started all 13 games played for the Patriots and earned his first career Pro Bowl selection in addition to being named second-team All-Pro by the Associated Press... Totaled 44 tackles (35 solo), four interceptions (12 yds.), 14 passes defended, one forced fumble and one fumble recovery in the regular season... Added five tackles (3 solo) in two postseason starts... Combined to make four interceptions in Weeks 2-4 to represent the second three-game interception streak of his career... Matched his career high with three takeaways (2 INTs, 1 FF) vs. NYJ (9/12)... Tied a career high with four passes defended at Atl. (9/29).

**2012:** Talib started 9-of-10 games played with Tampa Bay and New England, splitting time between the two clubs after a mid-season trade... Tallied 40 tackles (33 solo), two interceptions (59 yds.), 10 passes defended and one fumble recovery on defense... Appeared in the season's first four games for the Buccaneers and recorded 21 tackles (20 solo), one interception and seven passes defended... Blocked his first career punt in the season opener vs. Car. (9/9)... Traded to New England on Nov. 1 along with a 2013 seventh-round draft pick in exchange for a 2013 fourth-round selection... Opened 5-of-6 regular-season games for the Patriots and registered 19 tackles (13 solo), one interception (59 yds.), two passes defended and one fumble recovery... Started both of New England's playoff games and contributed 10 tackles (9 solo) and one pass defended... Intercepted Colts quarterback Andrew Luck and returned it 59 yards for a touchdown vs. Ind. (11/18) in his first game with the Patriots... Posted a career-best 10 tackles (9 solo) in New England's AFC Divisional Playoff Game vs. Hou. (1/13).

**2011:** Talib opened all 13 games played for Tampa Bay and totaled 42 tackles (41 solo), two interceptions (55 yds., 2 TDs), 11 passes defended and one forced fumble... Scored on a 27-yard interception return and forced a fumble at Ten. (11/27)... Placed on injured reserve (hamstring) on Dec. 19.

**2010:** Talib started all 11 games he appeared in for the Buccaneers and made a career-high six interceptions (91 yds.) to go along with 50 tackles (47 solo) and 11 passes defended... Named NFL Alumni Defensive Back

**TALIB A PRO BOWLER IN THREE STARIGHT YEARS**

**MOST PRO BOWL SELECTIONS BY AN NFL CORNERBACK SINCE 2013**

| Player           | Team(s)   | No. |
|------------------|-----------|-----|
| Aqib Talib       | N.E./Den. | 3   |
| Patrick Peterson | Ari.      | 3   |
| Richard Sherman  | Sea.      | 3   |
| Darellle Revis   | N.E./NYJ  | 3   |



of the Year, joining teammate Ronde Barber (2001) as the only players in franchise history to receive the honor... Recorded interceptions in his first three games of the season... Selected as NFC Defensive Player of the Week after posting two interceptions, including one returned 45 yards for a score, at Ari. (10/31)... Placed on injured reserve (hip) on Dec. 6.

**2009:** Talib started 15 games for Tampa Bay and tallied a personal-best 69 tackles (62 solo), 15 passes defended and one fumble recovery in addition to intercepting five passes.

**2008:** Selected by Tampa Bay in the first round (20th overall) of the 2008 NFL Draft, Talib appeared in 15 games (2 starts) as a rookie and contributed 27 tackles (19 solo), four interceptions (32 yds.) and nine passes defended... Recorded his first career interception vs. Atl. (9/14).

**COLLEGE:** Talib opened 32-of-34 career games played at the University of Kansas and totaled 162 tackles, 13 interceptions, 43 passes defended, two forced fumbles and two fumble recoveries for the Jayhawks... Declared for the NFL Draft following his junior season after being named a consensus first-team All-American and unanimous first-team All-Big 12 Conference selection... Named MVP of the 2008 Orange Bowl vs. Virginia Tech (1/3/08) after giving Kansas its first lead with a 60-yard interception returned for a touchdown.

**PERSONAL:** Talib attended Berkner High School in Richardson, Texas, where he was a first-team all-district and all-city defensive back... Aqib Talib (pronounced UH-keeb TUH-leeeb) was born on Feb. 13, 1986, in Cleveland.

**TALIB'S REGULAR SEASON RECORD**

| Year                  | Club        | G          | S          | UT         | A         | TT         | S-Yds.     | I-Yds.        | PD         | FF       | FR       | TD-Int.  | TD-FR    | S        | Pts.      |
|-----------------------|-------------|------------|------------|------------|-----------|------------|------------|---------------|------------|----------|----------|----------|----------|----------|-----------|
| 2008                  | Tampa Bay   | 15         | 2          | 19         | 8         | 27         | 0-0        | 4-32          | 9          | 0        | 0        | 0        | 0        | 0        | 0         |
| 2009                  | Tampa Bay   | 15         | 15         | 62         | 7         | 69         | 0-0        | 5-99          | 15         | 0        | 1        | 0        | 0        | 0        | 0         |
| 2010                  | Tampa Bay   | 11         | 11         | 47         | 3         | 50         | 0-0        | 6-91          | 11         | 0        | 0        | 1        | 0        | 0        | 6         |
| 2011                  | Tampa Bay   | 13         | 13         | 41         | 1         | 42         | 0-0        | 2-55          | 11         | 1        | 0        | 2        | 0        | 0        | 12        |
| 2012                  | T.B./N.E.   | 10         | 9          | 33         | 7         | 40         | 0-0        | 2-59          | 9          | 0        | 1        | 1        | 0        | 0        | 6         |
| 2013                  | New England | 13         | 13         | 35         | 9         | 44         | 0-0        | 4-12          | 14         | 1        | 1        | 0        | 0        | 0        | 0         |
| 2014                  | Denver      | 15         | 15         | 54         | 9         | 63         | 1-8        | 4-62          | 16         | 1        | 0        | 2        | 0        | 0        | 12        |
| 2015                  | Denver      | 15         | 15         | 39         | 6         | 45         | 0-0        | 3-123         | 13         | 0        | 0        | 2        | 0        | 0        | 12        |
| 2016                  | Denver      | 7          | 7          | 17         | 3         | 20         | 0-0        | 2-86          | 11         | 0        | 0        | 1        | 0        | 0        | 6         |
| <b>CAREER TOTALS</b>  |             | <b>114</b> | <b>100</b> | <b>317</b> | <b>55</b> | <b>400</b> | <b>1-8</b> | <b>33-619</b> | <b>110</b> | <b>3</b> | <b>3</b> | <b>9</b> | <b>0</b> | <b>0</b> | <b>54</b> |
| <b>BRONCOS TOTALS</b> |             | <b>37</b>  | <b>37</b>  | <b>111</b> | <b>18</b> | <b>129</b> | <b>1-8</b> | <b>10-271</b> | <b>40</b>  | <b>1</b> | <b>0</b> | <b>5</b> | <b>0</b> | <b>0</b> | <b>30</b> |

**ADDITIONAL STATISTICS:** Blocked a punt vs. Carolina, 9/9/12. Blocked an extra point at Detroit, 9/27/15

**TALIB'S POSTSEASON RECORD**

| Year                 | Club        | G        | S        | UT        | A        | TT        | S-Yds.     | I-Yds.     | PD       | FF       | FR       | TD-Int.  | TD-FR    | S        | Pts.     |
|----------------------|-------------|----------|----------|-----------|----------|-----------|------------|------------|----------|----------|----------|----------|----------|----------|----------|
| 2012                 | New England | 2        | 2        | 9         | 1        | 10        | 0-0        | 0-0        | 1        | 0        | 0        | 0        | 0        | 0        | 0        |
| 2013                 | New England | 2        | 2        | 3         | 2        | 5         | 0-0        | 0-0        | 0        | 0        | 0        | 0        | 0        | 0        | 0        |
| 2014                 | Denver      | 1        | 1        | 4         | 0        | 4         | 0-0        | 0-0        | 1        | 0        | 0        | 0        | 0        | 0        | 0        |
| 2015                 | Denver      | 3        | 3        | 13        | 1        | 14        | 0-0        | 0-0        | 6        | 0        | 0        | 0        | 0        | 0        | 0        |
| <b>CAREER TOTALS</b> |             | <b>8</b> | <b>8</b> | <b>29</b> | <b>4</b> | <b>33</b> | <b>0-0</b> | <b>0-0</b> | <b>8</b> | <b>0</b> | <b>0</b> | <b>0</b> | <b>0</b> | <b>0</b> | <b>0</b> |

**TALIB'S SINGLE GAME HIGHS**

*(Postseason in parentheses)*

**Tackles** — 9 vs. Carolina, 11/14/10 (10 vs. Houston, 1/13/13). **Interceptions** — 3 at Washington, 10/4/09 (none). **Interception return yards** — 63 at Cleveland, 10/18/15 (None). **Passes Defended** — 4, twice, last at Atlanta, 9/29/13 (2, three times, last vs. Carolina, 2/7/16). **Sacks** — 1 vs. Oakland, 12/28/14 (None). **Sack yards** — 8 vs. Oakland, 12/28/14 (None).

**TALIB'S INTERCEPTIONS BY QUARTERBACK**

| Quarterback    | INTs | Quarterback      | INTs |
|----------------|------|------------------|------|
| Jason Campbell | 3    | Max Hall         | 1    |
| Matt Ryan      | 3    | Matt Hasselbeck  | 1    |
| Geno Smith     | 3    | Colin Kaepernick | 1    |
| Joe Flacco     | 2    | Charlie Batch    | 1    |
| Andrew Luck    | 2    | Carson Palmer    | 1    |
| Jameis Winston | 2    | Philip Rivers    | 1    |
| Jimmy Clausen  | 1    | Aaron Rodgers    | 1    |
| Andy Dalton    | 1    | Tony Romo        | 1    |
| Jake Delhomme  | 1    | Matthew Stafford | 1    |
| Derek Anderson | 1    | Seneca Wallace   | 1    |
| Josh Freeman   | 1    | Alex Smith       | 1    |
| Josh McCown    | 1    | Tom Brady        | 1    |

**AQIB TALIB'S 2016 GAME-BY-GAME**

*(Victories asterisked)*

| 2016 DENVER (7-3)    |                   | TACKLES |            |           |          |           |            |             |           |          |          |
|----------------------|-------------------|---------|------------|-----------|----------|-----------|------------|-------------|-----------|----------|----------|
| Date                 | Opponent          | P/S     | UT         | A         | TT       | S-Yds.    | I-Yds.     | PD          | FF        | FR       |          |
| Sep 8                | vs. Carolina*     | S       | 0          | 1         | 1        | 0-0       | 0-0        | 1           | 0         | 0        |          |
| Sep 18               | vs. Indianapolis* | S       | 2          | 0         | 2        | 0-0       | 1-46       | 2           | 0         | 0        |          |
| Sep 25               | at Cincinnati*    | S       | 5          | 0         | 5        | 0-0       | 0-0        | 1           | 0         | 0        |          |
| Oct 2                | at Tampa Bay*     | S       | 3          | 0         | 3        | 0-0       | 2-40       | 2           | 0         | 0        |          |
| Oct 9                | vs. Atlanta       | S       | 1          | 1         | 2        | 0-0       | 0-0        | 2           | 0         | 0        |          |
| Oct 13               | at San Diego      | S       | 3          | 0         | 3        | 0-0       | 0-0        | 0           | 0         | 0        |          |
| Oct 24               | vs. Houston*      | S       | 3          | 1         | 4        | 0-0       | 0-0        | 3           | 0         | 0        |          |
| Oct 30               | vs. San Diego*    |         |            |           | INACTIVE |           |            |             |           |          |          |
| Nov 6                | at Oakland        |         |            |           | INACTIVE |           |            |             |           |          |          |
| Nov 13               | at New Orleans*   |         |            |           | INACTIVE |           |            |             |           |          |          |
| <b>Season Totals</b> |                   |         | <b>7/7</b> | <b>17</b> | <b>3</b> | <b>20</b> | <b>0-0</b> | <b>3-86</b> | <b>11</b> | <b>0</b> | <b>0</b> |



# JORDAN TAYLOR

87

WIDE RECEIVER

6-5 • 210 • 1st Yr. • RICE

**BORN:** Feb. 18, 1992, in Sherman, Texas

**HIGH SCHOOL:** Dennison (Texas) High School

**ACQUIRED:** College Free Agent, 2015

**NFL YEAR:** 1st • **YEAR WITH BRONCOS:** 1st

**NFL GAMES PLAYED/STARTED:** 10/0



## TAYLOR AT A GLANCE:

- A first-year wide receiver who has appeared in 10 games after spending the entire 2015 season competing on Denver's practice squad.
- Started 37-of-42 games at wide receiver for Rice University and amassed 175 receptions for 2,585 yards (14.8 avg.) with 20 touchdowns after converting from quarterback to wide receiver during his redshirt freshman season.
- Entered the NFL with Denver as a college free agent on May 2, 2015.

**CAREER TRANSACTIONS:** Signed by Denver as a college free agent 5/2/15; Waived by Denver 9/5/15; Signed by Denver (practice squad) 9/7/15.



**2016:** Taylor made his NFL debut vs. Car. (9/8)... Caught his first career pass (20 yds.) vs. Ind. (9/18)... Saw action on offense and special teams at Cin. (9/25)... Caught one pass for nine yards and made one special-teams tackle at T.B. (10/2)... Played vs. Atl. (10/9)... Caught one pass for one yard at S.D. (10/13)... Saw action vs. Hou. (10/24)... Caught one pass for 35 yards and made one special-teams tackle vs. S.D. (10/30)... Caught one pass for six yards at Oak. (11/6)... Scored his first career receiving touchdown (14 yds.) and finished with 32 yards (16.0 avg.) at N.O. (11/13).

**2015:** Taylor, who entered the NFL with Denver as a college free agent, spent his entire rookie season on the club's practice squad.

**COLLEGE:** Taylor started 37-of-42 games at wide receiver for Rice University and amassed 175 receptions for 2,585 yards (14.8 avg.) with 20 touchdowns after converting from quarterback to wide receiver during his redshirt freshman season... Recorded 100-yard games on eight occasions... Named a second-team All Conference-USA selection in 2013 and 2014... Finished 2014 with 54 catches for 842 yards (14.8 avg.) with seven touchdowns despite missing three games with an injury... Recorded 48 catches for 780 yards (16.3 avg.) with six scores in his last eight games of the 2014 season.

**PERSONAL:** Taylor threw for 3,766 yards and 40 touchdowns in addition to rushing for 2,500 yards and 39 touchdowns in his career... Earned all-district and honorable mention all-state honors as a wide receiver as a sophomore before moving to quarterback as a junior... Caught 29 passes for 546 yards (18.8) and 11 touchdowns as a sophomore... Played baseball and earned all-district honors as an outfielder as a junior as a senior... His brother, Ryan, was an offensive lineman at UCLA and is now the offensive line coach at Tyler (Texas) Junior College... Jordan Taylor was born on Feb. 18, 1992, in Sherman, Texas.

## TAYLOR'S REGULAR SEASON RECORD

| Year                 | Club   | G         | S        | RECEIVING |            |             |           |          | SCORING  |          |          |          |          |          |          |
|----------------------|--------|-----------|----------|-----------|------------|-------------|-----------|----------|----------|----------|----------|----------|----------|----------|----------|
|                      |        |           |          | No.       | Yds.       | Avg.        | LG        | TD       | TD       | TDp      | TDrt     | 2pt      | Pts.     |          |          |
| 2015                 | Denver |           |          |           |            |             |           |          |          |          |          |          |          |          |          |
| 2016                 | Denver | 10        | 0        | 7         | 103        | 14.7        | 35        | 1        | 1        | 0        | 1        | 0        | 0        | 0        | 6        |
| <b>CAREER TOTALS</b> |        | <b>10</b> | <b>0</b> | <b>7</b>  | <b>103</b> | <b>14.7</b> | <b>35</b> | <b>1</b> | <b>1</b> | <b>0</b> | <b>1</b> | <b>0</b> | <b>0</b> | <b>0</b> | <b>6</b> |

**ADDITIONAL STATISTICS:** Special-teams tackles — 2016 (2), TOTAL (2). Special-teams FR — 2016 (1), TOTAL (1).

**JORDAN TAYLOR'S 2016 GAME-BY-GAME**

*(Victories asterisked)*

| 2016 DENVER (7-3)    |                   |            | RECEIVING |            |             |           |          | SCORING  |          |
|----------------------|-------------------|------------|-----------|------------|-------------|-----------|----------|----------|----------|
| Date                 | Opponent          | P/S        | No.       | Yds.       | Avg.        | LG        | TD       | 2pt.     | Pts.     |
| Sep 8                | vs. Carolina*     | P          | 0         | 0          | —           | —         | 0        | 0        | 0        |
| Sep 18               | vs. Indianapolis* | P          | 1         | 20         | 20.0        | 20        | 0        | 0        | 0        |
| Sep 25               | at Cincinnati*    | P          | 0         | 0          | —           | —         | 0        | 0        | 0        |
| Oct 2                | at Tampa Bay*     | P          | 1         | 9          | 9.0         | 9         | 0        | 0        | 0        |
| Oct 9                | vs. Atlanta       | P          | 0         | 0          | —           | —         | 0        | 0        | 0        |
| Oct 13               | at San Diego      | P          | 1         | 1          | 1.0         | 1         | 0        | 0        | 0        |
| Oct 24               | vs. Houston*      | P          | 0         | 0          | —           | —         | 0        | 0        | 0        |
| Oct 30               | vs. San Diego*    | P          | 1         | 35         | 35.0        | 35        | 0        | 0        | 0        |
| Nov 6                | at Oakland        | P          | 1         | 6          | 6.0         | 6         | 0        | 0        | 0        |
| Nov 13               | at New Orleans*   | P          | 2         | 32         | 16.0        | 18        | 1        | 0        | 6        |
| <b>Season Totals</b> |                   | <b>9/0</b> | <b>7</b>  | <b>103</b> | <b>14.7</b> | <b>35</b> | <b>1</b> | <b>0</b> | <b>6</b> |



# DEMARIUS THOMAS

88

WIDE RECEIVER

6-3 • 229 • 7TH YR. • GEORGIA TECH

BORN: Dec. 25, 1987, in Montrose, Ga.

HIGH SCHOOL: West Laurens High School, Montrose, Ga.

ACQUIRED: Draft #1a (22nd overall), 2010

NFL YEAR: 7th • YEAR WITH BRONCOS: 7th

NFL GAMES PLAYED/STARTED: 95/81 • POSTSEASON GP/GS: 10/10



## THOMAS AT A GLANCE:

- A seventh-year wide receiver and three-time Pro Bowl selection who played 95 regular-season games (81 starts) and opened all 10 postseason contests for the Broncos during his first six seasons in Denver.
- Ranks first in franchise history with 44 total games with 100-plus receiving yards—a figure that ranks second in the NFL since 2011 when he recorded his first 100-yard receiving output.
- Surpassed 1,300 receiving yards (1,304) in 2015 to join Marvin Harrison (5) and Torry Holt (4) as the only players in NFL history with four consecutive seasons totaling at least 90 receptions and 1,300 receiving yards.
- Named to his third consecutive Pro Bowl in 2014—tying for the most selections by a wide receiver in Broncos history (Rod Smith)—after setting a franchise single-season record with 1,619 receiving yards and ranking second in team annals with 111 catches on the year.
- Set a team record in 2014 for most 100-yard receiving games (10), reaching the century mark in seven consecutive contests (Games 4-10) to tie for the second-longest streak in league history.
- Combined with teammate Emmanuel Sanders (101-1,404) to record the most receiving yards (3,023) and tie for the most receptions (212) by an offensive tandem in the NFL in 2014—marking the second time a pair of Broncos teammates posted 100-plus receptions in the same season.
- Established a Broncos single-game receiving yardage record with his 226-yard performance vs. Arizona (10/5/14) to earn AFC Offensive player of the Week recognition.
- Ranked second in the NFL with 14 receiving touchdowns and fourth in the league with 1,430 yards on 92 catches in 2013 to earn his second consecutive Pro Bowl selection and Associated Press second-team All-Pro recognition.
- Combined with teammate Eric Decker to represent the most prolific receiving tandem (2,718 yds.) in the NFL in 2013.
- Selected to his first Pro Bowl following the 2012 season in which he caught 94 passes for 1,434 yards (15.3 avg.) with 10 touchdowns, ranking fourth in the league in receiving yards and posting the second-most 25+yard receptions (18) in the NFL.
- Fueled Denver's 29-23 win against Pittsburgh in the AFC Wild Card round (1/8/12) with his four-catch, 204-yard performance that included an 80-yard game-winning touchdown reception on the first play of overtime.
- Totaled eight receptions for 97 yards (12.1 avg.) with one touchdown in his NFL debut vs. Seattle (9/19/10) to mark the second-most catches by a Broncos rookie in his pro debut and become just the ninth player (since 1970) to record at least eight catches in their first NFL game.
- Finished his career at Georgia Tech ranked fourth in school history in receiving yards (2,339), fourth in touchdown catches (15) and seventh in receptions (120).
- Averaged nearly 20 yards per reception during his collegiate career, posting the fifth-best receiving average (19.5) for a career in Atlantic Coast Conference history.
- Selected by the Broncos in the first round (22nd overall) of the 2010 NFL Draft.

## 88's TROPHY CASE

Pro Bowls (3) ..... 2012-14  
 All-Pro (2nd team) (2) ..... 2013-14

**CAREER TRANSACTIONS:** Signed by Denver as a draft choice 8/1/10.



**2016:** Thomas caught four passes for 48 yards (12.0 avg.) vs. Car. (9/8)... Led the team with five catches for 90 yards (18.0 avg.) and caught a two-point conversion vs. Ind. (9/18), moving past WR Ed McCaffrey into fourth place on the team's all-time receptions list (465)... Talled his 33rd career 100-yard game (6-100-1 TD) at Cin. (9/25)... Posted six catches for 94 yards (15.7 avg.) with one touchdown, passing WR Lionel Taylor into third

place in the franchise's all-time receiving yardage list... Caught his 50th career touchdown and finished with five catches for 49 yards (9.8 avg.) vs. Atl. (10/9)... Caught five passes for 35 yards (7.0 avg.) at S.D. (10/13)... Caught six passes for 40 yards (6.7 avg.) with one touchdown vs. Hou. (10/24)... Hauled in five passes for 79 yards (15.8 avg.) vs. S.D. (10/30)... Reached 500 catches in his career in his 94th game at Oak. (11/6), becoming second fastest Bronco to reach that milestone (Lionel Taylor, 80 gms.)... Finished with five catches 56 yards (11.2 avg.) against the Raiders... Led the team with eight catches for 87 yards (10.9 avg.) with a 2-yard touchdown at N.O. (11/13).

**2015:** Thomas surpassed 1,300 receiving yards (105-1,304, 6 TDs) in 2015 to join Marvin Harrison (5) and Jerry Rice (4) as the only players in NFL history with four consecutive seasons totaling at least 90 receptions and 1,300 receiving yards... Started all 16 games for the fourth consecutive season... Posted seven catches for 60 yards (8.6 avg.) in Denver's three postseason contents... Moved up to fourth place all-time in club history with 6,228 career receiving yards vs. N.E. (11/29)... Tied former WR Ed McCaffrey for third place in Broncos history with his 46th career touchdown reception at Pit. (12/20)... Passed Ring of Fame WR Rod Smith for the most 100-yard receiving games (32) in team history (regular season and postseason) vs. S.D. (1/3)... Set Denver's career postseason reception record (50) and finished with four catches for 40 yards (10.0 avg.) and a two-point conversion in the team's AFC Divisional Playoff Game vs. Pit. (1/17)... Caught one pass for eight yards and drew a third-down pass interference call in the end zone on the team's final drive in Denver's Super Bowl 50 victory vs. Car. (2/7).

**2014:** Thomas, who was voted a captain by his teammates, started all 16 regular-season games, earning his third straight Pro Bowl selection and second consecutive All-Pro second-team nod from the Associated Press after setting a Broncos single-season record with 1,619 yards on 111 receptions (14.6 avg.) with 11 touchdowns... Set a franchise single-season record for most games with 100-plus yards receiving (10) and became just the seventh player in pro football history with 10 such games in a single year... Recorded 100 receiving yards in Games 4-10 to tie for the second-longest streak in league history and set a club record... Joined Marvin Harrison and Jerry Rice as the only players in NFL history with three consecutive 1,400-yard, 10-touchdown seasons... Joined Broncos Ring of Famer Rod Smith (2000-01, '05) as the only receivers in franchise history to be named to at least three Pro Bowls... Teamed with Emmanuel Sanders to become only the second 100-catch duo in club history (Rod Smith/Ed McCaffrey, 2000)... Combined with Sanders to record the most receiving yards (3,023) and tie for the most receptions (212) by an offensive tandem in the NFL in 2014... Caught the game-tying two-point conversion pass from quarterback Peyton Manning to force overtime at Sea. (9/21)... Set a Broncos single-game receiving yardage record with his 226 yards vs. Ari. (10/5) and was named AFC Offensive Player of the Week for his performance... Caught 11 passes for 108 yards (9.8 avg.) at Oak. (11/9) to top 1,000 yards on the year and become just the fourth player in Broncos history with three consecutive 1,000-yard receiving seasons... Caught seven passes for 103 yards (14.7 avg.) at Stl. (11/19) to represent his seventh consecutive game with at least 100 yards receiving, marking the longest streak of its kind in team history and tying for the second-longest such streak in league history... Topped the 100-reception mark for the first time in his career with seven catches for 115 yards (16.4 avg.) at Cin. (12/22)... Caught five passes for 59 yards (11.8 avg.) with one touchdown in Denver's AFC Divisional Playoff Game vs. Ind. (1/11) to tie Rod Smith for the most postseason scoring receptions in franchise history.

**2013:** Thomas started all 16 regular-season games, earning his second consecutive Pro Bowl selection and Associated Press second-team All-Pro honors after posting 92 receptions for 1,430 yards (15.5 avg.) with 14 touchdowns... Ranked fourth in the NFL in receiving yards and second in receiving scores... Led all NFL players in receptions (28) and receiving yards (327) in the postseason in addition to collecting two touchdown catches in three playoff games... Posted his first career 10-catch game (10-94) vs. Oak. (9/23)... Recorded his first three-touchdown game at S.D. (11/10) to earn AFC Offensive Player of the Week honors... Surpassed the 1,000-yard mark for the second straight season after catching three passes for 106 yards (35.3 avg.), including a game-long 77-yard reception, at K.C. (12/1)... Hauled in a game-high eight passes (54 yds.) and opened the scoring with a 2-yard touchdown catch in the first quarter of Denver's AFC Divisional Playoff Game vs. S.D. (1/12)... Caught seven passes for a game-high 134 yards (19.1 avg.) with one touchdown in Denver's AFC Championship Game vs. N.E. (1/19)... Set a Super Bowl record with 13 receptions for 118 yards (9.1 avg.) with one touchdown in Super Bowl XLVIII vs. Sea. (2/2).

**2012:** Thomas started all 16 regular-season games for the first time in his career and earned his first Pro Bowl selection after finishing as the team's leading receiver with 94 catches for 1,434 yards (15.3 avg.) and 10 touchdowns... Ranked in the league's top 10 in receiving yards (4th), receptions (8th), receiving average (2nd), touchdowns (7th) and 25+yard catches (2nd)... Topped the 100-yard mark in seven games... Caught quarterback Peyton Manning's 400th career touchdown throw when he took a screen pass 71 yards to the end zone in the third quarter vs. Pit. (9/9)... Surpassed the 1,000-yard mark for the first time in his career, finishing with a game-high 82 receiving yards (4-82) with one touchdown at K.C. (11/25)... Registered his second career multiple-touchdown game with a pair of scoring catches vs. T.B. (12/2)... Topped the 100-yard mark for the sixth game of the season vs. Cle. (12/23)... Made a 17-yard touchdown catch in Denver's AFC Divisional Playoff Game vs. Bal. (1/12).

**2011:** Thomas played 11 regular-season games (5 starts) and ranked second on the team with 32 receptions for 551 yards (17.2 avg.) with four touchdowns... Inactive for the first five games of the year while recovering from an off-season Achilles injury and a broken thumb suffered in training camp... Started both postseason contests and totaled 10 catches for 297 yards (29.7 avg.) with one score... Set a franchise record by leading the Broncos in receiving in the season's final seven games... Posted 25 receptions for 448 yards (17.9 avg.) with three touchdowns in Denver's final five regular-season games... Fueled Denver's 29-23 win vs. Pit. (1/8)



**THOMAS OWNS BRONCOS SINGLE GAME RECEIVING MARKS**

**MOST RECEIVING YARDS, SINGLE GAME, BRONCOS REGULAR-SEASON HISTORY**

| Player              | Opponent            | Rec. | Yds. | Avg. | TDs |
|---------------------|---------------------|------|------|------|-----|
| 1. Demaryius Thomas | vs. Ari. (10/5/14)  | 8    | 226  | 28.3 | 2   |
| 2. Shannon Sharpe   | at K.C. (10/20/02)  | 12   | 214  | 17.8 | 2   |
| 3. Jabar Gaffney    | vs. K.C. (1/3/10)   | 14   | 213  | 15.2 | 0   |
| 4. Rod Smith        | vs. Atl. (10/31/04) | 9    | 208  | 23.1 | 1   |
| 5. Brandon Marshall | at Ind. (12/13/09)  | 21   | 200  | 9.5  | 2   |

**MOST RECEIVING YARDS, SINGLE GAME, BRONCOS POSTSEASON HISTORY**

| Player              | Opponent            | Rec. | Yds. | Avg. | TDs |
|---------------------|---------------------|------|------|------|-----|
| 1. Demaryius Thomas | vs. Pit. (1/8/12)   | 4    | 204  | 51.0 | 1   |
| 2. Steve Watson     | vs. Pit. (12/30/84) | 11   | 177  | 16.1 | 1   |
| 3. Haven Moses      | vs. Oak. (1/1/78)   | 5    | 168  | 33.6 | 2   |
| 4. Shannon Sharpe   | at LAA (1/9/94)     | 13   | 156  | 12.0 | 1   |
| 5. Rod Smith        | vs. Atl. (1/31/99)  | 5    | 152  | 30.4 | 1   |

**THOMAS TAKING DOWN FRANCHISE RECEIVING RECORDS**

**MOST REC. YDS., SINGLE SEASON, BRONCOS HISTORY**

| Player              | Year | No.   |
|---------------------|------|-------|
| 1. Demaryius Thomas | 2014 | 1,619 |
| 2. Rod Smith        | 2000 | 1,602 |
| 3. Brandon Lloyd    | 2010 | 1,448 |
| 4. Demaryius Thomas | 2012 | 1,434 |
| 5. Demaryius Thomas | 2013 | 1,430 |

**MOST RECEPTIONS, SINGLE SEASON, BRONCOS HISTORY**

| Player              | Year | No. |
|---------------------|------|-----|
| 1. Rod Smith        | 2000 | 113 |
| 2. Demaryius Thomas | 2014 | 111 |
| 3. Demaryius Thomas | 2015 | 105 |
| 4. Brandon Marshall | 2008 | 104 |
| 5. Brandon Marshall | 2007 | 102 |

in the AFC Wild Card Game when he caught an 80-yard touchdown on the first play of overtime (longest overtime scoring play in NFL postseason history)... Totaled four receptions for 204 yards against the Steelers to mark the most receiving yards by a Bronco in playoff history and the second-highest receiving average (51.0) in a single game in NFL annals.

**2010:** Selected by Denver in the first round (22nd overall) of the 2010 NFL Draft, Thomas played 10 games (2 starts) and totaled 22 receptions for 283 yards (12.9 avg.) with two touchdowns to go along with 16 kick-off returns for 398 yards (24.9 avg.)... Missed Denver's season opener at Jac. (9/12) with a foot injury that sidelined him the entire preseason... Recorded eight receptions for 97 yards (12.1 avg.) with one touchdown vs. Sea. (9/19) in his NFL debut to mark the second-most catches by a Broncos rookie in his pro debut and become just the ninth player in league history (since 1970) to record at least eight catches in his first NFL game... Caught a 17-yard touchdown over All-Pro cornerback Darrelle Revis vs. NYJ (10/17)... Inactive in Games 11-15 due to an ankle injury.

**COLLEGE:** Thomas played 39 games (36 starts) at Georgia Tech, where finished his career ranked fourth in school history in receiving yards (2,339), fourth in touchdown catches (15) and seventh in receptions (120)... Averaged nearly 20 yards per reception during his career, posting the fifth-best receiving average (19.5) in Atlantic Coast Conference history... Earned third-team All-America honors from the Associated Press and first-team All-ACC accolades as a senior in 2009 after ranking second in the nation with a school-record 25.1-yard average on 46 catches for 1,154 yards, which ranked second all-time in Georgia Tech annals.

**PERSONAL:** Thomas attended West Laurens High School in Montrose, Ga., where he was a first-team Class AA all-state selection by the *Atlanta Journal Constitution* and a two-time all-region and All-Heart of Georgia choice... Caught 56 passes for 756 yards (13.5 avg.) with seven touchdowns as a senior... Played on the school's state championship basketball team... First name is pronounced duh-MARE-ee-us... Demaryius Thomas was born on Dec. 25, 1987, in Montrose, Ga.

**THOMAS' REGULAR SEASON RECORD**

| Year                 | Club   | RECEIVING |           |            |              |             |           | KICKOFF RETURNS |           |            |             | SCORING   |          |           |          |           |          |          |            |
|----------------------|--------|-----------|-----------|------------|--------------|-------------|-----------|-----------------|-----------|------------|-------------|-----------|----------|-----------|----------|-----------|----------|----------|------------|
|                      |        | G         | S         | No.        | Yds.         | Avg.        | LG        | TD              | No.       | Yds.       | Avg.        | LG        | TD       | TDp       | TDtr     | 2pt       | Pts.     |          |            |
| 2010                 | Denver | 10        | 2         | 22         | 283          | 12.9        | 31        | 2               | 16        | 398        | 24.9        | 65        | 0        | 2         | 0        | 2         | 0        | 12       |            |
| 2011                 | Denver | 11        | 5         | 32         | 551          | 17.2        | 47        | 4               | 0         | 0          | 0.0         | —         | 0        | 4         | 0        | 4         | 0        | 24       |            |
| 2012                 | Denver | 16        | 16        | 94         | 1,434        | 15.3        | 71        | 10              | 0         | 0          | 0.0         | —         | 0        | 10        | 0        | 10        | 0        | 60       |            |
| 2013                 | Denver | 16        | 16        | 92         | 1,430        | 15.5        | 78        | 14              | 0         | 0          | 0.0         | —         | 0        | 14        | 0        | 14        | 0        | 84       |            |
| 2014                 | Denver | 16        | 16        | 111        | 1,619        | 14.6        | 86        | 11              | 0         | 0          | 0.0         | —         | 0        | 11        | 0        | 11        | 0        | 66       |            |
| 2015                 | Denver | 16        | 16        | 105        | 1,304        | 12.4        | 48        | 6               | 0         | 0          | 0.0         | —         | 0        | 6         | 0        | 6         | 0        | 36       |            |
| 2016                 | Denver | 10        | 10        | 55         | 678          | 12.3        | 55        | 5               | 0         | 0          | 0.0         | —         | 0        | 5         | 0        | 5         | 0        | 32       |            |
| <b>CAREER TOTALS</b> |        | <b>95</b> | <b>81</b> | <b>511</b> | <b>7,299</b> | <b>14.3</b> | <b>86</b> | <b>52</b>       | <b>16</b> | <b>398</b> | <b>24.9</b> | <b>65</b> | <b>0</b> | <b>52</b> | <b>0</b> | <b>52</b> | <b>0</b> | <b>2</b> | <b>316</b> |

**ADDITIONAL STATISTICS:** Rushing — 2010 (2-1, 0.5 avg., 1 LG), 2011 (1 for 5), TOTAL (3-6, 2.0 avg., 5 LG). Special-teams tackles — 2010 (3), TOTAL (3). Miscellaneous tackles — 2010 (2), 2013 (2), 2015 (2), TOTAL (6). Fumbles — 2010 (1 FR), TOTAL (1 FR).

**THOMAS' POSTSEASON RECORD**

| Year                 | Club   | RECEIVING |           |           |            |             |           | KICKOFF RETURNS |          |          |            | SCORING  |          |          |          |          |          |           |
|----------------------|--------|-----------|-----------|-----------|------------|-------------|-----------|-----------------|----------|----------|------------|----------|----------|----------|----------|----------|----------|-----------|
|                      |        | G         | S         | No.       | Yds.       | Avg.        | LG        | TD              | No.      | Yds.     | Avg.       | LG       | TD       | TDp      | TDtr     | 2pt      | Pts.     |           |
| 2011                 | Denver | 2         | 2         | 10        | 297        | 29.7        | 80        | 1               | 0        | 0        | 0.0        | —        | 0        | 1        | 0        | 1        | 0        | 6         |
| 2012                 | Denver | 1         | 1         | 3         | 37         | 12.3        | 17        | 1               | 0        | 0        | 0.0        | —        | 0        | 1        | 0        | 1        | 0        | 6         |
| 2013                 | Denver | 3         | 3         | 28        | 306        | 10.9        | 30        | 3               | 0        | 0        | 0.0        | —        | 0        | 1        | 0        | 1        | 0        | 6         |
| 2014                 | Denver | 1         | 1         | 5         | 59         | 11.8        | 24        | 1               | 0        | 0        | 0.0        | —        | 0        | 1        | 0        | 1        | 0        | 6         |
| 2015                 | Denver | 3         | 3         | 7         | 60         | 8.6         | 15        | 0               | 0        | 0        | 0.0        | —        | 0        | 0        | 0        | 0        | 1        | 2         |
| <b>CAREER TOTALS</b> |        | <b>10</b> | <b>10</b> | <b>53</b> | <b>759</b> | <b>14.3</b> | <b>80</b> | <b>6</b>        | <b>0</b> | <b>0</b> | <b>0.0</b> | <b>—</b> | <b>0</b> | <b>3</b> | <b>0</b> | <b>3</b> | <b>0</b> | <b>26</b> |

**THOMAS' SINGLE GAME HIGHS**

*(Postseason in parentheses)*

**Receptions** — 11 at Oakland, 11/9/14 (13\* vs. Seattle, 2/2/14). **Receiving yards** — 226<sup>^</sup> vs. Arizona, 10/5/14 (204<sup>^</sup> vs. Pittsburgh, 1/8/12). **Longest reception** — 86t vs. Arizona, 10/5/14 (80t vs. Pittsburgh, 1/8/12). **Receiving touchdowns** — 3<sup>^</sup>, twice, last vs. Miami, 11/23/14 (1, six times, last vs. Indianapolis, 1/11/15). **Consecutive games with 100 receiving yards** — 7<sup>^</sup>, Games 4-10, 2014 (2, 1/19/14-2/2/14). **Kick returns** — 5 at San Francisco (London), 10/31/10 (none). **Kick return yards** — 144 at Tennessee, 10/3/10 (none). **Longest kick return** — 65 at Tennessee, 10/3/10 (none).  
 \*Super Bowl Record; <sup>^</sup>Broncos Record

**THOMAS' 100-YARD RECEIVING GAMES (33, INCLUDES 3 POSTSEASON)**

*\*denotes win (Thomas' teams are 27-6, including postseason, when he records 100 or more yards receiving in a game.)*

| Date     | Opponent                                    | No. | Yds. | Avg. | LG  | TD |
|----------|---|-----|------|------|-----|----|
| 12/4/11  | at Minnesota*                               | 4   | 144  | 36.0 | 42  | 2  |
| 12/18/11 | vs. New England                             | 7   | 116  | 16.6 | 39  | 0  |
| 1/8/12   | vs. Pittsburgh* <sup>^</sup>                | 4   | 204  | 51.0 | 80t | 1  |
| 9/9/12   | vs. Pittsburgh*                             | 5   | 110  | 22.0 | 71t | 1  |
| 9/30/12  | vs. Oakland*                                | 5   | 103  | 20.6 | 40  | 0  |
| 10/7/12  | at New England                              | 9   | 180  | 20.0 | 38  | 0  |
| 10/28/12 | vs. New Orleans*                            | 7   | 137  | 19.6 | 41  | 1  |
| 11/11/12 | at Carolina*                                | 9   | 135  | 15.0 | 46  | 0  |
| 12/23/12 | vs. Cleveland*                              | 9   | 102  | 11.3 | 23  | 1  |
| 12/30/12 | vs. Kansas City*                            | 7   | 122  | 17.4 | 36  | 1  |
| 9/5/13   | vs. Baltimore*                              | 5   | 161  | 32.2 | 78t | 2  |
| 11/10/13 | at San Diego*                               | 7   | 108  | 15.4 | 34t | 3  |
| 11/17/13 | vs. Kansas City*                            | 5   | 121  | 24.2 | 70  | 0  |
| 12/1/13  | at Kansas City*                             | 3   | 106  | 35.3 | 77  | 0  |
| 12/22/13 | at Houston*                                 | 8   | 123  | 15.4 | 36t | 1  |
| 12/29/13 | at Oakland*                                 | 6   | 113  | 18.8 | 63t | 2  |
| 1/19/14  | vs. New England* <sup>^</sup>               | 7   | 134  | 19.1 | 30  | 1  |
| 2/2/14   | vs. Seattle <sup>^</sup>                    | 13  | 118  | 9.1  | 23  | 1  |
| 10/5/14  | vs. Arizona*                                | 8   | 226  | 28.3 | 86t | 2  |
| 10/12/14 | at N.Y. Jets*                               | 10  | 124  | 12.4 | 54  | 1  |
| 10/19/14 | vs. San Francisco*                          | 8   | 171  | 21.4 | 49  | 2  |
| 10/23/14 | vs. San Diego*                              | 8   | 105  | 13.1 | 23  | 0  |
| 11/2/14  | at New England                              | 7   | 127  | 18.1 | 41  | 0  |
| 11/9/14  | at Oakland*                                 | 11  | 108  | 9.8  | 21  | 0  |
| 11/16/14 | at St. Louis                                | 7   | 103  | 14.7 | 23  | 0  |
| 12/14/14 | at San Diego*                               | 6   | 123  | 20.5 | 36  | 1  |
| 12/22/14 | at Cincinnati <sup>^</sup>                  | 7   | 115  | 16.4 | 46  | 0  |
| 12/28/14 | vs. Oakland*                                | 8   | 115  | 14.4 | 27  | 0  |
| 9/17/15  | at Kansas City*                             | 8   | 116  | 14.5 | 22  | 0  |
| 10/18/15 | at Cleveland*                               | 10  | 111  | 11.1 | 20  | 0  |
| 11/1/15  | vs. Green Bay*                              | 8   | 164  | 21.0 | 47  | 0  |
| 1/3/16   | vs. San Diego*                              | 5   | 117  | 23.4 | 72t | 1  |
| 9/25/16  | at Cincinnati*<br><sup>^</sup> Playoff Game | 6   | 100  | 16.7 | 55t | 1  |

**DEMARIUS THOMAS' 2016 GAME-BY-GAME**

*(Victories asterisked)*

| 2016 DENVER (7-3)    |                   |              | RECEIVING |            |             |            |          | SCORING  |           |
|----------------------|-------------------|--------------|-----------|------------|-------------|------------|----------|----------|-----------|
| Date                 | Opponent          | P/S          | No.       | Yds.       | Avg.        | LG         | TD       | 2pt.     | Pts.      |
| Sep 8                | vs. Carolina*     | S            | 4         | 48         | 12.0        | 23         | 0        | 0        | 0         |
| Sep 18               | vs. Indianapolis* | S            | 5         | 90         | 18.0        | 44         | 0        | 1        | 2         |
| Sep 25               | at Cincinnati*    | S            | 6         | 100        | 16.7        | 55t        | 1        | 0        | 6         |
| Oct 2                | at Tampa Bay*     | S            | 6         | 94         | 15.7        | 31         | 1        | 0        | 6         |
| Oct 9                | vs. Atlanta       | S            | 5         | 49         | 9.8         | 14         | 1        | 0        | 6         |
| Oct 13               | at San Diego      | S            | 5         | 35         | 7.0         | 11         | 0        | 0        | 0         |
| Oct 24               | vs. Houston*      | S            | 6         | 40         | 6.7         | 11         | 1        | 0        | 6         |
| Oct 30               | vs. San Diego*    | S            | 5         | 79         | 15.8        | 40         | 0        | 0        | 0         |
| Nov 6                | at Oakland        | S            | 5         | 56         | 11.2        | 23         | 0        | 0        | 0         |
| Nov 13               | at New Orleans*   | S            | 8         | 87         | 10.9        | 18         | 1        | 0        | 6         |
| <b>Season Totals</b> |                   | <b>10/10</b> | <b>55</b> | <b>678</b> | <b>12.3</b> | <b>55t</b> | <b>5</b> | <b>1</b> | <b>32</b> |



# JUAN THOMPSON

40

**RUNNING BACK**

5-11 • 225 • 3RD YR. • DUKE

**BORN:** May 13, 1992, in Atlanta

**HIGH SCHOOL:** Woodward Academy, Atlanta

**ACQUIRED:** College Free Agent, 2014

**NFL YEAR:** 3rd • **YEAR WITH BRONCOS:** 3rd

**NFL GAMES PLAYED/STARTED:** 32/1



## THOMPSON AT A GLANCE:

- A third-year running back who played 32 regular-season games (1 start) for Denver during his first three NFL seasons, rushing for 321 yards and four touchdowns on 73 carries (4.4 avg.).
- Became the first undrafted rookie since 2006 to record multiple rushing touchdowns in a game with his two-touchdown performance against San Diego on Oct. 23, 2014.
- Appeared in 49 career games (24 starts) for Duke University and totaled 274 rushes for 1,244 yards (4.5 avg.) with nine touchdowns.
- Played all 14 games (4 starts) as a senior for the Blue Devils in 2013 and recorded 355 rushing yards on 64 attempts (5.4 avg.) with one touchdown.
- Entered the NFL with Denver as a college free agent on May 12, 2014.

**CAREER TRANSACTIONS:** Signed by Denver as a college free agent 5/12/14; Waived by Denver 9/3/16; Signed by Denver (practice squad) 9/4/16; Signed by Denver 10/29/16.



**2016:** Thompson spent the first seven weeks of the season on the team's practice squad before being signed to the active roster on Oct. 29... Rushed for a 1-yard touchdown vs. S.D. (10/30)... Saw action on special teams at Oak. (11/6)... Was inactive at N.O. (11/13).

**2015:** Thompson saw action in 15 regular-season games and carried 18 times for 48 yards (2.7 avg.) in addition to catching six passes for 51 yards (8.5 avg.)... Was inactive for all three of Denver's postseason contests... Carried three times for 11 yards (3.7 avg.) before leaving the game in the second quarter with a neck injury at Det. (9/27)... Rushed a season-high eight times for 27 yards (3.4 avg.) and caught one pass for 14 yards at S.D. (12/6).

**2014:** Thompson, who entered the NFL with Denver as a college free agent, played 15 regular-season games and totaled 272 yards on 54 carries (5.0 avg.) with three touchdowns... Recorded his first career rushing touchdown in the fourth quarter vs. Ari. (10/5)... Notched the first multiple-touchdown game of his career vs. S.D. (10/23) to become the NFL's first undrafted rookie to accomplish that feat since 2006... Posted a career-high 10 carries for 39 yards (3.9 avg.) at K.C. (11/30)... Led the team with a personal-best 63 yards on four carries (15.8 avg.) vs. Buf. (12/7)... Made his first career start at fullback vs. Cin. (12/28).

**COLLEGE:** Thompson appeared in 49 career games (24 starts) for Duke University and totaled 274 rushes for 1,244 yards (4.5 avg.) with nine touchdowns... Added 56 receptions for 397 yards (7.1 avg.) with three scores and 15 kickoff returns for 326 yards (21.7 avg.)... Totaled career highs in rushing attempts (110), rushing yards (457) and rushing touchdowns (7) during his sophomore campaign in 2011 and was named the recipient of the school's Bob Pascal Award as the Most Outstanding Offensive Back.

**PERSONAL:** Thompson attended Woodward Academy in Atlanta, where he rushed for 1,622 yards and 22 touchdowns as a senior to earn honorable mention all-state honors... Majored in sociology with a minor in education at Duke... Jwan Thompson was born on May 13, 1992, in Atlanta.

## THOMPSON'S REGULAR SEASON RECORD

| Year                 | Club   | RUSHING   |          |           |            |            |           |          | RECEIVING |           |            |           |          | SCORING  |          |          |          |          |          |           |
|----------------------|--------|-----------|----------|-----------|------------|------------|-----------|----------|-----------|-----------|------------|-----------|----------|----------|----------|----------|----------|----------|----------|-----------|
|                      |        | G         | S        | No.       | Yds.       | Avg.       | LG        | TD       | No.       | Yds.      | Avg.       | LG        | TD       | TD       | TDr      | TDp      | TDrT     | 2pt      | Pts.     |           |
| 2014                 | Denver | 15        | 0        | 54        | 272        | 5.0        | 47        | 3        | 4         | 25        | 6.3        | 14        | 0        | 3        | 3        | 0        | 0        | 0        | 0        | 18        |
| 2015                 | Denver | 15        | 1        | 18        | 48         | 2.7        | 12        | 0        | 6         | 51        | 8.5        | 16        | 0        | 0        | 0        | 0        | 0        | 0        | 0        | 0         |
| 2016                 | Denver | 2         | 0        | 1         | 1.0        | 1.0        | 1         | 1        | 0         | 0         | —          | —         | 0        | 1        | 1        | 0        | 0        | 0        | 0        | 6         |
| <b>CAREER TOTALS</b> |        | <b>32</b> | <b>1</b> | <b>73</b> | <b>321</b> | <b>4.4</b> | <b>47</b> | <b>4</b> | <b>10</b> | <b>76</b> | <b>7.6</b> | <b>16</b> | <b>0</b> | <b>4</b> | <b>4</b> | <b>0</b> | <b>0</b> | <b>0</b> | <b>0</b> | <b>24</b> |

**ADDITIONAL STATISTICS:** Special teams tackles — 2015 (1), TOTAL (1).

**JUWAN THOMPSON'S 2016 GAME-BY-GAME**

*(Victories asterisked)*

| 2016 DENVER (7-3)    |                 | RUSHING |            |          |          |            |           | RECEIVING |          |          |          | SCORING  |          |          |          |
|----------------------|-----------------|---------|------------|----------|----------|------------|-----------|-----------|----------|----------|----------|----------|----------|----------|----------|
| Date                 | Opponent        | P/S     | No.        | Yds.     | Avg.     | LG         | TD        | No.       | Yds.     | Avg.     | LG       | TD       | 2pt.     | Pts.     |          |
| Oct 30               | vs. San Diego*  | P       | 1          | 1        | 1.0      | 1t         | 1         | 0         | 0        | —        | —        | 0        | 0        | 6        |          |
| Nov 6                | at Oakland      | P       | 0          | 0        | —        | —          | 0         | 0         | 0        | —        | —        | 0        | 0        | 0        |          |
| Nov 13               | at New Orleans* |         |            |          |          |            |           | INACTIVE  |          |          |          |          |          |          |          |
| <b>Season Totals</b> |                 |         | <b>2/0</b> | <b>1</b> | <b>1</b> | <b>1.0</b> | <b>1t</b> | <b>1</b>  | <b>0</b> | <b>0</b> | <b>—</b> | <b>—</b> | <b>0</b> | <b>0</b> | <b>6</b> |

SIGNED BY DENVER OFF PRACTICE SQUAD (OCT. 29)



# BILLY TURNER

70

GUARD



6-5 • 310 • 3RD YR. • NORTH DAKOTA STATE

**BORN:** Oct. 17, 1991, in Shoreview, Minn.

**HIGH SCHOOL:** Mounds View High School, Arden Hills, Minn.

**ACQUIRED:** Waivers (Bal.), 2016

**NFL YEAR:** 3rd • **YEAR WITH BRONCOS:** 1st

**NFL GAMES PLAYED/STARTED:** 20/14

## TURNER AT A GLANCE:

- A third-year offensive lineman who has appeared in 20 games (14 starts) with Miami (2014-16), Baltimore (2016) and Denver (2016).
- Was a member of three FCS national championship teams at North Dakota State University after opening 56-of-57 games played while earning FCS All-American honors as a junior and senior.
- Assigned to the Broncos via waivers from Baltimore on Oct. 17, 2016.
- Selected by the Dolphins in the third round (67th overall) of the 2016 NFL Draft.

**CAREER TRANSACTIONS:** Signed by Miami as a draft choice 7/23/14; Waived by Miami 10/11/16; Claimed off waivers by Baltimore 10/12/16; Waived by Baltimore 10/15/16; Claimed off waivers by Denver 10/17/16.



**2016:** Turner appeared in five games (1 start at LG; 1 start at LT) for Miami before being waived on Oct. 11... Was claimed off waivers by Baltimore before being waived prior to Week 6 on Oct. 15... Claimed off waivers by Denver on Oct. 17... Was inactive vs. Hou. (10/24), vs. S.D. (10/30), at Oak. (11/6) and at N.O. (11/13).

**2015:** Turner opened 12 consecutive games (Week 6-17) at right guard for Miami... Made his first NFL start at Ten. (10/18)... Was a gameday inactive from Weeks 2-5.

**2014:** Selected by the Dolphins in the third round (67th overall) of the 2014 NFL Draft, Turner appeared in the final two games of his rookie season... Made his NFL debut vs. Min. (12/21)... Was a gameday inactive for the first 14 games of the season.

**COLLEGE:** Turner started 56-of-57 games played at North Dakota State University... Was a member of three FCS national championship teams and was named an FCS All-American and to the All-Missouri Valley Conference first team as a junior and senior... Opened 44 consecutive games at left tackle after starting his first 12 collegiate games at right tackle.

**PERSONAL:** Turner attended Mounds View High School in Arden Hills, Minn., where he was an all-state lineman... Helped his high school to a 26-8 record and three state playoff appearances... Landed honors on the St. Paul Pioneer Press' all-state, Minneapolis Star Tribune all-metro, metro all-star and all-conference first teams... Father, Maurice Turner, played four seasons with Minnesota (1984-85), Green Bay (1985) and the New York Jets (1987)... Brother, Bryan Kehl Line, played six seasons with New York Giants (2008-10), St. Louis (2010-11), Kansas City (2012) and Washington (2012-13)... Turner was born on Oct. 17, 1991, in Shoreview, Minn.

## TURNER'S REGULAR SEASON RECORD

| Year                 | Club           | G         | S         |
|----------------------|----------------|-----------|-----------|
| 2014                 | Miami          | 2         | 0         |
| 2015                 | Miami          | 13        | 12        |
| 2016                 | Mia./Bal./Den. | 5         | 2         |
| <b>CAREER TOTALS</b> |                | <b>20</b> | <b>14</b> |



# T.J. WARD

43

**SAFETY**



**5-11 • 200 • 7TH YR. • OREGON**

**BORN:** Dec. 12, 1986, in San Francisco

**HIGH SCHOOL:** De La Salle High School, Concord, Calif.

**ACQUIRED:** Unrestricted Free Agent (Cleveland), 2014

**NFL YEAR:** 7th • **YEAR WITH BRONCOS:** 2nd

**NFL GAMES PLAYED/STARTED:** 91/91 • **POSTSEASON GP/GS:** 4/4

## WARD AT A GLANCE:

- A seventh-year safety and two-time Pro Bowl selection who started all 91 career regular-season games and four postseason contests played for Cleveland (2010-13) and Denver (2014-16) during his first six NFL seasons.
- Totaled 541 tackles (416 solo), eight interceptions (211 yds.), 8.5 sacks (78 yds.), 45 passes defended, 10 forced fumbles and three fumble recoveries in his career.
- Accumulated the fourth most tackles for a loss (20) by a defensive back in the NFL from 2013-16, while earning consecutive Pro Bowl nods in 2013 and '14.
- Started all 12 regular-season games played for Denver in 2015, finishing with 61 tackles (50 solo), two sacks (18 yds.), two forced fumbles and six passes defended.
- Voted to his second consecutive Pro Bowl after finishing with 74 tackles (60 solo), two sacks (23 yds.), two interceptions (55 yds.) and six passes defended in his first year with Denver in 2014.
- Earned second-team All-Pro recognition by the Associated Press in 2013 and was selected to his first Pro Bowl after recording a career-high 129 tackles (96 solo) for the Browns.
- Voted by his teammates as Cleveland's recipient of the 2013 Ed Block Courage Award after overcoming a knee injury in 2012 to start all 16 games the following year.
- Led all NFL rookies with 105 tackles in 2010 and became the first Browns rookie in 18 years to start all 16 games for the club.
- Appeared in 37 career games at the University of Oregon and totaled 190 tackles and three interceptions after entering the program as a walk-on.
- Joined the Broncos as an unrestricted free agent (Cleveland) on March 12, 2014.
- Selected by Cleveland in the second round (38th overall) of the 2010 NFL Draft.

## 43's TROPHY CASE

**Pro Bowls (2)** ..... 2013-14  
**All-Pro (Second Team) (1)** ..... 2013

**CAREER TRANSACTIONS:** Signed by Cleveland as a draft choice 7/26/10; Signed by Denver as an unrestricted free agent 3/12/14.



**2016:** Ward notched five solo tackles and one pass defended vs. Car. (9/8)... Led the team with eight solo tackles and had one pass defended vs. Ind. (9/18)... Registered two solo stops and one pass defended at Cin. (9/25)... Recorded four tackles (3 solo), one forced fumble and one pass defended at T.B. (10/2)... Led the team with eight tackles (6 solo), one forced fumble and one fumble recovery vs. Atl. (10/9)... Paced the team with seven solo tackles at S.D. (10/13)... Led the team with eight tackles (4 solo) and added two passes defended and one forced fumble vs. Hou. (10/24)... Notched a game-high 10 tackles (7 solo) and added one sack (8 yds.), one interception (23 yds.) and one pass defended vs. S.D. (10/30)... Tallied eight solo tackles at Oak. (11/6)... Posted six tackles (3 solo) and recovered a fourth-quarter fumble at N.O. (11/13).

**2015:** Ward started all 12 regular-season games played, totaling 61 tackles (50 solo), two sacks (18 yds.), two forced fumbles and six passes defended... Totaled 17 tackles, one interception (-3 yds.), one pass defended and one fumble recovery in Denver's three postseason contests... Posted nine tackles (4 solo) and one pass

## WARD A FORCE IN THE BACKFIELD

### MOST TACKLES FOR LOSS BY A DEFENSIVE BACK, NFL, 2013-16

| Player                         | Sk.        | Stuff       | TFL         |
|--------------------------------|------------|-------------|-------------|
| 1. T.J. McDonald, L.A.         | 5.0        | 14          | 21.0        |
| Reshad Jones, Mia.             | 5.0        | 14          | 21.0        |
| Tyrann Mathieu, Ari.           | 2.0        | 11          | 21.0        |
| <b>4. T.J. Ward, Cle./Den.</b> | <b>6.5</b> | <b>14.5</b> | <b>20.0</b> |
| 5. Malcolm Jenkins N.O./Phi.   | 3.5        | 13.5        | 18.0        |



defended at Det. (9/27)... Sacked Vikings QB Teddy Bridgewater twice for 18 yards, including a strip-sack of the Vikings quarterback with 0:35 remaining to seal the Broncos' victory vs. Min. (10/4)... Was inactive for Games 12-14 with an ankle injury... Talled four solo tackles in Denver's AFC Divisional Playoff Game vs. Pit. (1/17)... Totaled six tackles (1 solo) in Denver's AFC Championship Game vs. N.E. (1/24)... Posted seven tackles (4 solo), one interception (-3 yds.) and one fumble recovery in Denver's Super Bowl 50 victory vs. Car. (2/7).

**2014:** Ward started 15 regular-season games and earned his second consecutive Pro Bowl selection after totaling 74 tackles (60 solo), two sacks (23 yds.), two interceptions (55 yds.) and six passes defended... Participated in the second-most defensive snaps (1,002) for the Broncos... Sacked quarterback Russell Wilson for a loss of 10 yards and tackled running back Marshawn Lynch in the end zone for a safety at Sea. (9/21)... Recorded a team-high eight solo tackles at N.E. (11/2)... Made his first interception as a Bronco at Oak. (11/9) ... Picked off quarterback Ryan Tannehill with 3:45 remaining in the fourth quarter vs. Mia. (11/23) and returned it 37 yards to the Miami 8-yard line to set up Denver's game-winning touchdown... Registered his second sack of the year in the first quarter at K.C. (11/30) to become the first Broncos safety since Brian Dawkins in 2011 to post multiple sacks in a season... Surpassed 400 career defensive stops with his six-tackle performance at S.D. (12/14)... Led the Broncos with a season-high nine tackles (5 solo) at Cin. (12/22) before leaving the game with a neck injury that held him out of the regular-season finale vs. Oak. (12/28)... Made his first career postseason appearance in Denver's AFC Divisional Playoff Game vs. Ind. (1/11) and totaled two solo tackles and two passes defended.

**2013:** Ward was named to his first Pro Bowl and received second-team All-Pro honors from the Associated Press after starting all 16 games for the Browns and totaling a career-high 129 tackles (96 solo), two interceptions (57 yds.), two sacks (12 yds.), nine passes defended and one fumble recovery... Led all NFL defensive backs with 10 tackles for a loss, according to press box totals... Scored two defensive touchdowns—on a 44-yard interception return vs. Buf. (10/3) and a 51-yard fumble return vs. Chi. (12/15)... Recorded double-digit tackle totals on five occasions, including a personal-best 13 defensive stops (10 solo) at G.B. (10/20)... Voted by his teammates as the recipient of the Ed Block Courage Award for recovering from a knee injury sustained in 2012.

**2012:** Ward started all 14 games played for Cleveland and registered 68 tackles (50 solo), one interception (37 yds.), one sack (10 yds.), four passes defended and a career-best three forced fumbles... Forced two fumbles in the Browns' 20-14 win vs. Pit. (11/25)... Missed the Browns' final two games after being placed on injured reserve (knee) on Dec. 18.

**2011:** Ward opened the Browns' first eight games and totaled 38 tackles (27 solo), one sack (7 yds.), three passes defended and one forced fumble... Inactive for six games before being placed on injured reserve (foot) on Dec. 22.

**2010:** Selected by Cleveland in the second round (38th overall) of the 2010 NFL Draft, Ward opened all 16 games for the club and led all league rookies with a team-best 105 tackles (80 solo) to go along with two interceptions (39 yds.), 10 passes defended and one forced fumble... Added a team-high 18 special-team stops... Became the first Browns rookie defensive back to start all 16 games since Antonio Langham in 1994.

**COLLEGE:** Ward began his collegiate career at the University of Oregon as a walk-on before earning a scholarship and going on to play in 37 career games for the Ducks... Totaled 190 tackles, three interceptions and one sack during his four seasons in Eugene... Led Oregon with 101 tackles as a junior in 2008 to earn honorable mention All-Pacific-10 Conference recognition.

**PERSONAL:** Ward attended De La Salle High School in Concord, Calif., where he contributed as a reserve defensive back on three consecutive national championship squads (2001-03) before injuring his knee during the preseason in 2004 and missing his entire senior campaign... Was a prep teammate of Broncos Offensive Assistant/Quarterbacks Brian Callahan... His father, Terrell, played defensive back at San Diego State and was drafted by Philadelphia in the seventh round (188th overall) in 1980... His younger brother, Terron, played running back at Oregon State University from 2011-14... Established the T.J. Ward Foundation, which focuses on education, family values and community service... Participated in the annual Drive for Life, the largest single community blood drive in Colorado... Terrell Ray Williams Ward Jr. was born on Dec. 12, 1986, in San Francisco.

**WARD'S REGULAR SEASON RECORD**

| Year                 | Club      | G         | S         | UT         | A          | TT         | S-Yds.        | I-Yds.       | PD        | FF        | FR       | TD-Int.  | TD-FR    | S        | Pts.      |
|----------------------|-----------|-----------|-----------|------------|------------|------------|---------------|--------------|-----------|-----------|----------|----------|----------|----------|-----------|
| 2010                 | Cleveland | 16        | 16        | 80         | 25         | 105        | 0-0           | 2-39         | 10        | 1         | 0        | 0        | 0        | 0        | 0         |
| 2011                 | Cleveland | 8         | 8         | 27         | 11         | 38         | 1-7           | 0-0          | 3         | 1         | 0        | 0        | 0        | 0        | 0         |
| 2012                 | Cleveland | 14        | 14        | 50         | 18         | 68         | 1-10          | 1-37         | 4         | 3         | 0        | 0        | 0        | 0        | 0         |
| 2013                 | Cleveland | 16        | 16        | 96         | 33         | 129        | 1.5-12        | 2-57         | 9         | 0         | 1        | 1        | 1        | 0        | 12        |
| 2014                 | Denver    | 15        | 15        | 60         | 14         | 74         | 2-23          | 2-55         | 6         | 0         | 0        | 0        | 0        | 0        | 0         |
| 2015                 | Denver    | 12        | 12        | 50         | 11         | 61         | 2-18          | 0-0          | 6         | 2         | 0        | 0        | 0        | 0        | 0         |
| 2016                 | Denver    | 10        | 10        | 53         | 13         | 66         | 1-8           | 1-23         | 7         | 3         | 2        | 0        | 0        | 0        | 0         |
| <b>CAREER TOTALS</b> |           | <b>91</b> | <b>91</b> | <b>416</b> | <b>125</b> | <b>541</b> | <b>8.5-78</b> | <b>8-211</b> | <b>45</b> | <b>10</b> | <b>3</b> | <b>1</b> | <b>1</b> | <b>0</b> | <b>12</b> |
| <b>BRONCOS TOTAL</b> |           | <b>37</b> | <b>37</b> | <b>161</b> | <b>38</b>  | <b>201</b> | <b>5-49</b>   | <b>3-78</b>  | <b>18</b> | <b>5</b>  | <b>2</b> | <b>0</b> | <b>0</b> | <b>0</b> | <b>0</b>  |

**ADDITIONAL STATISTICS:** Special-teams tackles — 2010 (18), 2011 (1), TOTAL (19). Returned a fumble 51 yards for a TD vs. Chicago, 12/15/13. Blocked a field goal vs. Atlanta, 10/10/10.

**WARD'S POSTSEASON RECORD**

| Year                 | Club   | G        | S        | UT        | A        | TT        | S-Yds.     | I-Yds.      | PD       | FF       | FR       | TD-Int.  | TD-FR    | S        | Pts.     |
|----------------------|--------|----------|----------|-----------|----------|-----------|------------|-------------|----------|----------|----------|----------|----------|----------|----------|
| 2014                 | Denver | 1        | 1        | 2         | 0        | 2         | 0-0        | 0-0         | 2        | 0        | 0        | 0        | 0        | 0        | 0        |
| 2015                 | Denver | 3        | 3        | 9         | 8        | 17        | 0-0        | 1--3        | 1        | 0        | 1        | 0        | 0        | 0        | 0        |
| <b>CAREER TOTALS</b> |        | <b>4</b> | <b>4</b> | <b>11</b> | <b>8</b> | <b>19</b> | <b>0-0</b> | <b>1--3</b> | <b>3</b> | <b>0</b> | <b>1</b> | <b>0</b> | <b>0</b> | <b>0</b> | <b>0</b> |

**WARD'S SINGLE-GAME HIGHS**

*(Postseason in parentheses)*

**Tackles** — 13 at Green Bay, 10/20/13 (6 vs. New England, 1/24/16). **Interceptions** — 2 at Jacksonville, 11/21/10 (1 vs. Carolina, 2/7/16). **Interception return yards** — 44 vs. Buffalo, 10/3/13 (-3 vs. Carolina, 2/7/16). **Passes Defensed** — 2, eight times, last vs. Houston, 10/24/16 (2 vs. Indianapolis, 1/11/15). **Sacks** — 2 vs. Minnesota, 10/4/15 (none).

**T.J. WARD'S 2016 GAME-BY-GAME**

*(Victories asterisked)*

| 2016 DENVER (7-3)       |                   | TACKLES |              |           |           |           |            |             |          |          |          |
|-------------------------|-------------------|---------|--------------|-----------|-----------|-----------|------------|-------------|----------|----------|----------|
| Date                    | Opponent          | P/S     | UT           | A         | TT        | S-Yds.    | I-Yds.     | PD          | FF       | FR       |          |
| Sep 8                   | vs. Carolina*     | S       | 5            | 0         | 5         | 0-0       | 0-0        | 1           | 0        | 0        |          |
| Sep 18                  | vs. Indianapolis* | S       | 8            | 0         | 8         | 0-0       | 0-0        | 1           | 0        | 0        |          |
| Sep 25                  | at Cincinnati*    | S       | 2            | 0         | 2         | 0-0       | 0-0        | 1           | 0        | 0        |          |
| Oct 2                   | at Tampa Bay*     | S       | 3            | 1         | 4         | 0-0       | 0-0        | 1           | 1        | 0        |          |
| Oct 9                   | vs. Atlanta       | S       | 6            | 2         | 8         | 0-0       | 0-0        | 0           | 1        | 1        |          |
| Oct 13                  | at San Diego      | S       | 7            | 0         | 7         | 0-0       | 0-0        | 0           | 0        | 0        |          |
| Oct 24                  | vs. Houston*      | S       | 4            | 4         | 8         | 0-0       | 0-0        | 2           | 1        | 0        |          |
| Oct 30                  | vs. San Diego*    | S       | 7            | 3         | 10        | 1-8       | 1-23       | 1           | 0        | 0        |          |
| Nov 6                   | at Oakland        | S       | 8            | 0         | 8         | 0-0       | 0-0        | 0           | 0        | 0        |          |
| Nov 13                  | at New Orleans*   | S       | 3            | 3         | 6         | 0-0       | 0-0        | 0           | 0        | 1        |          |
| <b>Preseason Totals</b> |                   |         | <b>10/10</b> | <b>53</b> | <b>13</b> | <b>66</b> | <b>1-8</b> | <b>1-23</b> | <b>7</b> | <b>3</b> | <b>2</b> |



# DEMARCUS WARE

94

## OUTSIDE LINEBACKER

6-4 • 258 • 12TH YR. • TROY

BORN: July 31, 1982, in Auburn, Ala.

HIGH SCHOOL: Auburn (Ala.) High School

ACQUIRED: Free Agent, 2014

NFL YEAR: 12th • YEAR WITH BRONCOS: 3rd

NFL GAMES PLAYED/STARTED: 173/168 • POSTSEASON GP/GS: 8/8



### WARE AT A GLANCE:

- A 12th-year outside linebacker and member of the 2000s NFL All-Decade Team who ranks second among active players and 10th all-time with 136.5 career sacks.
- Earned his eighth and ninth Pro Bowl nods in his first two seasons with the Broncos (2014-15) to give him the most selections by an active NFL defensive player.
- Registered double-digit sack totals in eight of his 11 seasons, including league-leading marks in 2008 (20.0) and 2010 (15.5)—one of five players in NFL history (since 1982) to lead the league in sacks on multiple occasions.
- Ranks second in NFL history with a sack rate of 0.81/game during his career, trailing only Pro Football Hall of Fame defensive end Reggie White (0.85/game) among players appearing in at least 100 games.
- Owns 33 career multi-sack games, including eight contests with three sacks and one game with a career-best four sacks (at Philadelphia, 10/30/11).
- Forced 35 fumbles, including 29 strip-sacks, during his career to rank tied for third in the NFL since he entered the league in 2005.
- Spent his first nine NFL seasons (2005-13) in Dallas and was selected to start in seven Pro Bowls as a Cowboy in addition to being named first- or second-team All-Pro by the Associated Press on seven occasions.
- Recorded a career-best 20 quarterback takedowns in 2008 (seventh most for a single season at that time) to earn NFC Defensive Player of the Year honors from the KC Committee of 101 as well as NFL Alumni Pass Rusher of the Year recognition.
- Posted a sack in 10 consecutive games (2007-08) to tie Broncos Ring of Famer Simon Fletcher for the longest sack streak in league history since the statistic became official in 1982.
- Played outside linebacker in the Cowboys' 3-4 base defense during his first eight seasons and was chosen as the only two-time winner of the Dick Butkus Award (2008, '11), given to the top linebacker at the high school, collegiate and professional levels of football.
- Named NFC Defensive Player of the Week on four occasions: (Week 16 - 2005; Week 15 - 2008; Week 15 - 2009; Week 3 - 2010).
- Named AFC Defensive Player of the Month on one occasion: (September, 2015)
- Totaled 201 tackles, 27.5 sacks, 58 tackles for a loss and nine forced fumbles during his collegiate career at Troy University, earning Sun Belt Conference Defensive Player of the Year honors as a senior in 2007 after leading the Trojans to their first-ever bowl appearance.
- Joined the Broncos as a free agent on March 12, 2014.
- Selected by Dallas in the first round (11th overall) of the 2005 NFL Draft.

### 94's TROPHY CASE

- NFL All-Decade Team . . . . . 2000s
- Pro Bowls (9) . . . . . 2006-12, 14-15
- All-Pro (First Team) (4) . . 2007-09, '11
- All-Pro (Second Team) (3) . . 2006, '10, '12

**CAREER TRANSACTIONS:** Signed by Dallas as a draft choice 7/30/05; Released by Dallas 3/11/14; Signed by Denver 3/12/14.



**2016:** Ware posted three tackles (2 solo) and 1.5 sacks (9.5 yds.) vs. Car. (9/8)... Tallied 0.5 sack (3.5 yds.) before leaving with a forearm injury vs. Ind. (9/18)... Was inactive at Cin. (9/25), at T.B. (10/2), vs. Atl. (10/9), at S.D. (10/13) and vs. Hou. (10/24)... Had one pass defended vs. S.D. (10/30)... Notched one solo tackle at Oak. (11/6)... Hit quarterback Drew Brees at N.O. (11/13).

**2015:** Ware, who was named a team captain prior to the season by his Broncos teammates, was selected to his ninth career Pro Bowl... Finished the season with 25 tackles (18 solo), 7.5 sacks (57.5 yds.), one forced

**WARE AMONG NFL'S ALL-TIME SACK LEADERS**

**MOST SACKS IN NFL HISTORY (SINCE 1982)**

|     | <b>Player</b>         | <b>No.</b>   |     | <b>Player</b>   | <b>No.</b> |
|-----|-----------------------|--------------|-----|-----------------|------------|
| 1.  | Bruce Smith           | 200.0        | 11. | Jared Allen     | 136.0      |
| 2.  | Reggie White          | 198.0        | 12. | John Abraham    | 133.5      |
| 3.  | Kevin Greene          | 160.0        | 13. | Leslie O'Neal   | 132.5      |
| 4.  | Chris Doleman         | 150.5        |     | Lawrence Taylor | 132.5      |
| 5.  | Michael Strahan       | 141.5        | 15. | Rickey Jackson  | 128.0      |
| 6.  | Julius Peppers*       | 140.5        | 16. | Derrick Thomas  | 126.5      |
| 7.  | Jason Taylor          | 139.5        | 17. | Dwight Freeney* | 122.5      |
| 8.  | John Randle           | 137.5        | 18. | Simeon Rice     | 122.0      |
|     | Richard Dent          | 137.5        | 19. | Clyde Simmons   | 121.5      |
| 10. | <b>DeMarcus Ware*</b> | <b>136.5</b> | 20. | Robert Mathis*  | 121.0      |

\*active player

fumble and one fumble recovery in 11 regular-season games (10 starts)... Posted 10 tackles (5 solo), 3.5 sacks (40 yds.), one fumble recovery and 12 quarterback hits in three postseason contests en route to his first career Super Bowl victory... Notched his 32nd career multi-sack game with 1.5 quarterback takedowns (9.5 yds.) at Det. (9/27)... Named AFC Defensive Player of the Month for September—the first conference player of the month award in his career—after leading the league's top-ranked defense by posting 10 tackles (8 solo) and 3.5 sacks (22.5 yds.)... Notched one sack (13 yds.) for the fourth consecutive game vs. Min. (10/4)... Strip-sacked Packers QB Aaron Rodgers (10 yds.), which resulted in a safety vs. G.B. (11/2)—his NFL record 33rd appearance on *Sunday Night Football*... Was inactive for five games with a back injury... Recovered the game-winning fumble in overtime vs. Cin. (12/28)... Recovered a fourth-quarter fumble that led to Denver's game-winning drive and sacked Steelers QB Ben Roethlisberger (13 yds.) on fourth down in the fourth quarter in Denver's AFC Divisional Playoff Game vs. Pit. (1/17)... Punched a ticket to his first career Super Bowl after posting two tackles, 0.5 sacks (3 yds.) and seven quarterback hits in Denver's AFC Championship Game vs. N.E. (1/24)... Tallied five tackles (3 solo), two sacks (24 yds.) and four quarterback hits in Denver's Super Bowl 50 victory vs. Car. (2/7).

**2014:** Ware, who was named a team captain prior to the season by his Broncos teammates, played all 16 games (15 starts) for the ninth time in his career and earned his eighth Pro Bowl selection after totaling 41 tackles (34 solo), 10 sacks (56.5 yds.), one interception (3 yds.), one pass defended and two forced fumbles... Tied for the most Pro Bowl selections (8) among active NFL defensive players... Posted his eighth career season with 10 or more sacks... Recorded 1.5 sacks (4.5 yds.) in his Broncos debut vs. Ind. (9/7)... Totaled three sacks (26 yds.) vs. S.F. (10/19) to pass Simeon Rice into 15th place on the NFL's all-time list with 123 career quarterback takedowns... Notched his eighth sack of the season at N.E. (11/2), joining LB Von Miller to represent just the eighth pair of teammates since 1982 to post at least eight sacks apiece through a season's first eight games... Posted his 127th career sack at K.C. (11/30) to pass Chiefs great Derrick Thomas for the 14th-most sacks in NFL history.

**2013:** Ware started all 13 games played for the Cowboys and totaled 36 tackles (24 solo), six sacks (40 yds.), one interception, two passes defended and one fumble recovery after making the switch from outside linebacker to defensive end... Missed Games 7-9 with a quad injury, snapping his streak of 134 consecutive regular-season games played to begin his career.

**2012:** Ware opened all 16 games and recorded 72 tackles (48 solo), 11.5 sacks (64 yds.) and five forced fumbles... Earned his seventh straight Pro Bowl selection... Posted two sacks at N.Y. Giants (9/5) in his 113th game to give him 101.5 for his career, making him the second-fastest player (Reggie White, 96 games) to reach 100 sacks... Set a career high with 13 tackles (8 solo) at Sea. (9/16) and matched that total four games later at Car. (10/21)... Registered his 107th career sack vs. NYG (10/28) to become Dallas' all-time sack leader.

**2011:** Ware earned his sixth consecutive Pro Bowl selection and fourth career first-team All-Pro recognition from the Associated Press after opening all 16 games and tallying 67 tackles (51 solo), 19.5 sacks (125 yds.), three passes defended and two forced fumbles... Contributed a career-best four sacks (23 yds.) and a forced fumble at Phi. (10/30).

**2010:** Ware was named to his fifth career Pro Bowl after starting all 16 games for the Cowboys and leading the NFL with 15.5 sacks (105 yds.) to go along with 108 tackles (64 solo), one pass defended, two forced fumbles and two fumble recoveries... Posted three sacks at Hou. (9/26) to earn his fourth career NFC Defensive Player of the Week honor... Registered his second three-sack performance of the season at Phi. (1/2) and added a 17-yard fumble return for a touchdown.

**2009:** Ware opened 15-of-16 games played as a Pro Bowl starter and first-team Associated Press All-Pro selection, recording 92 tackles (50 solo), 11 sacks (51 yds.), two passes defended and five forced fumbles... Opened both of Dallas' postseason games and contributed 13 tackles (6 solo), three sacks (18 yds.) and one forced fumble... Named NFC Defensive Player of the Week after notching a pair of sacks and two forced

**WARE'S FURIOUS SACK PACE**

**FEWEST GAMES TO REACH 100 CAREER SACKS**

| <b>Player</b>                      | <b>No.</b> |
|------------------------------------|------------|
| 1. Reggie White, Phi./G.B.         | 96         |
| 2. <b>DeMarcus Ware, Dal./Den.</b> | <b>113</b> |
| 3. Bruce Smith, Buf.               | 115        |
| 4. Jared Allen, K.C./Min.          | 122        |
| Lawrence Taylor, NYG               | 122        |

**MOST SACKS PER GAME (SINCE 1982 / MIN. 50 GP)**

| <b>Player</b>                      | <b>GP</b>  | <b>Sk</b>    | <b>Sk/G</b> |
|------------------------------------|------------|--------------|-------------|
| 1. J.J. Watt, Hou.                 | 83         | 76.0         | 0.92        |
| 2. Von Miller, Den.                | 82         | 69.5         | 0.85        |
| 3. Reggie White, Phi./G.B./Car.    | 232        | 198.0        | 0.85        |
| 4. Aldon Smith, S.F./Oak.          | 59         | 47.5         | 0.81        |
| 5. <b>DeMarcus Ware, Dal./Den.</b> | <b>173</b> | <b>136.5</b> | <b>0.81</b> |

**WARE'S RECORD-TYING SACK STREAK**

**MOST CONSECUTIVE GAMES WITH A FULL SACK (SINCE 1982)**

| Player                     | No. | Dates                          |
|----------------------------|-----|--------------------------------|
| 1. DeMarcus Ware, Dal.     | 10  | Dec. 16, 2007 - Oct. 19, 2008  |
| Simon Fletcher, Den.       | 10  | Nov. 15, 1992 - Sept. 20, 1993 |
| 3. Kevin Greene, S.F./Car. | 9   | Dec. 7, 1997 - Oct. 18, 1998   |
| Bruce Smith, Buf.          | 9   | Nov. 16, 1986 - Oct. 25, 1987  |

fumbles at N.O. (12/19)... Logged two sacks in Dallas' NFC Wild Card Playoff Game vs. Phi. (1/9).

**2008:** Ware set a Cowboys record with an NFL-best 20 sacks (115 yds.) in 16 starts while also posting career highs in tackles (110) and forced fumbles (6)... Added three passes defended and one fumble recovery... Earned his third career Pro Bowl selection along with first-team All-Pro honors from the Associated Press... Recorded three sacks at Stl. (10/19) to tie the NFL record for consecutive games (10) with a quarterback takedown... Tallied his third three-sack game of the season and eclipsed 50 career sacks vs. NYG (12/14) to take home NFC Defensive Player of the Week honors.

**2007:** Ware was named a Pro Bowl starter for the second consecutive season and a first-team All-Pro designee for the first time in his career after recording 80 tackles (50 solo), 14 sacks (109 yds.), four passes defended and four forced fumbles for the Cowboys... Registered four solo tackles and a sack in Dallas' NFC Divisional Playoff Game vs. NYG (1/13).

**2006:** Ware made his first career Pro Bowl and was a second-team All-Pro selection by the Associated Press after starting all 16 games and totaling 82 tackles (62 solo), 11.5 sacks (89 yds.), one interception (41 yds.), three passes defended, five forced fumbles and one fumble recovery... Scored two defensive touchdowns—a 69-yard fumble return for a score at Phi. (10/8) and a 41-yard interception for a touchdown at Atl. (12/16)... Posted the first three-sack performance of his career at Car. (10/29) and equaled that effort in Dallas' regular-season finale vs. Det. (12/31).

**2005:** Selected by Dallas in the first round (11th overall) of the 2005 NFL Draft, Ware opened all 16 games for the Cowboys as a rookie and racked up 66 tackles (44 solo), eight sacks (47 yds.) and three forced fumbles... Recorded his first career sack by taking down 49ers quarterback Tim Rattay at S.F. (9/25)... Earned NFL Defensive Rookie of the Month honors in October after totaling 16 tackles and three sacks in five games... Posted three sacks (all of which forced fumbles) at Car. (12/24) to earn NFC Defensive Player of the Week and Diet Pepsi Rookie of the Week recognition.

**COLLEGE:** Ware started for three seasons at Troy University and finished his collegiate career with 201 tackles, 27.5 sacks, 58 tackles for a loss and nine forced fumbles... Led the Trojans to their first-ever Bowl appearance as a senior in 2004 and was named Sun Belt Conference Defensive Player of the Year after totaling 53 tackles, 19 tackles for a loss, 10.5 sacks and four forced fumbles.

**PERSONAL:** Ware played two seasons of prep football at Auburn (Ala.) High School, where he earned all-area honors as a senior linebacker and wide receiver... Earned a degree in business information systems from Troy, becoming the first member of his family to graduate from college... Named a 2014 Denver Broncos Community Champion Award winner for his contributions off the field... Volunteered his time for numerous community initiatives in and around the Dallas area, including the Boys & Girls Club of Arlington and Make-a-Wish Foundation of North Texas... Served as an NFL Play 60 Spokesperson, which included a public service announcement at the White House with President Obama... DeMarcus Ware was born on July 31, 1982, in Auburn, Ala.

**WARE'S REGULAR SEASON RECORD**

| Year                  | Club   | G          | S          | UT         | A          | TT         | S-Yds.          | I-Yds.      | PD        | FF        | FR       | TD-Int.  | TD-FR    | S        | Pts.      |
|-----------------------|--------|------------|------------|------------|------------|------------|-----------------|-------------|-----------|-----------|----------|----------|----------|----------|-----------|
| 2005                  | Dallas | 16         | 16         | 44         | 22         | 66         | 8-47            | 0-0         | 0         | 3         | 0        | 0        | 0        | 0        | 0         |
| 2006                  | Dallas | 16         | 16         | 62         | 21         | 82         | 11.5-89         | 1-41        | 3         | 5         | 1        | 1        | 1        | 0        | 12        |
| 2007                  | Dallas | 16         | 16         | 50         | 30         | 80         | 14-109          | 0-0         | 4         | 4         | 0        | 0        | 0        | 0        | 0         |
| 2008                  | Dallas | 16         | 16         | 56         | 54         | 110        | 20-115          | 0-0         | 3         | 6         | 1        | 0        | 0        | 0        | 0         |
| 2009                  | Dallas | 16         | 15         | 50         | 42         | 92         | 11-51           | 0-0         | 2         | 5         | 0        | 0        | 0        | 0        | 0         |
| 2010                  | Dallas | 16         | 16         | 64         | 44         | 108        | 15.5-105        | 0-0         | 1         | 2         | 2        | 0        | 1        | 0        | 6         |
| 2011                  | Dallas | 16         | 16         | 51         | 16         | 67         | 19.5-125        | 0-0         | 3         | 2         | 0        | 0        | 0        | 0        | 0         |
| 2012                  | Dallas | 16         | 16         | 48         | 24         | 72         | 11.5-64         | 0-0         | 0         | 5         | 0        | 0        | 0        | 0        | 0         |
| 2013                  | Dallas | 13         | 13         | 24         | 12         | 36         | 6-40            | 1-0         | 2         | 0         | 1        | 0        | 0        | 0        | 0         |
| 2014                  | Denver | 16         | 15         | 34         | 7          | 41         | 10-56.5         | 1-3         | 1         | 2         | 0        | 0        | 0        | 0        | 0         |
| 2015                  | Denver | 11         | 10         | 18         | 7          | 25         | 7.5-57.5        | 0-0         | 0         | 1         | 1        | 0        | 0        | 0        | 0         |
| 2016                  | Denver | 5          | 3          | 3          | 2          | 5          | 2-13            | 0-0         | 1         | 0         | 0        | 0        | 0        | 0        | 0         |
| <b>CAREER TOTALS</b>  |        | <b>173</b> | <b>168</b> | <b>504</b> | <b>281</b> | <b>785</b> | <b>136-874</b>  | <b>3-44</b> | <b>20</b> | <b>35</b> | <b>6</b> | <b>1</b> | <b>2</b> | <b>0</b> | <b>18</b> |
| <b>BRONCOS TOTALS</b> |        | <b>32</b>  | <b>28</b>  | <b>55</b>  | <b>16</b>  | <b>71</b>  | <b>19.5-127</b> | <b>1-3</b>  | <b>2</b>  | <b>3</b>  | <b>1</b> | <b>0</b> | <b>0</b> | <b>0</b> | <b>0</b>  |

**ADDITIONAL STATISTICS:** Returned an interception 41 yards for a score at Atlanta, 12/16/06. Returned a fumble 69 yards for a score at Philadelphia, 10/8/06. Returned a fumble 17 yards for a touchdown at Philadelphia, 1/2/11.

**WARE A NINE-TIME PRO BOWLER**

**MOST PRO BOWL SELECTIONS AMONG ACTIVE NFL DEFENSIVE PLAYERS**

| Player                            | Pos.   | No. |
|-----------------------------------|--------|-----|
| 1. DeMarcus Ware, Dal./Den.       | OLB/DE | 9   |
| 3. Julius Peppers, Car./Chi./G.B. | OLB/DE | 8   |
| 4. Darrelle Revis, N.E./T.B./NYJ  | CB     | 7   |
| Dwight Freeney, Ind./S.D./Ari.    | OLB/DE | 7   |

**WARE'S POSTSEASON RECORD**

| Year                  | Club   | G        | S        | UT        | A         | TT        | S-Yds.        | I-Yds.     | PD       | FF       | FR       | TD-Int.  | TD-FR    | S        | Pts.     |
|-----------------------|--------|----------|----------|-----------|-----------|-----------|---------------|------------|----------|----------|----------|----------|----------|----------|----------|
| 2006                  | Dallas | 1        | 1        | 1         | 0         | 1         | 0-0           | 0-0        | 0        | 0        | 0        | 0        | 0        | 0        | 0        |
| 2007                  | Dallas | 1        | 1        | 3         | 1         | 4         | 1-9           | 0-0        | 0        | 0        | 0        | 0        | 0        | 0        | 0        |
| 2009                  | Dallas | 2        | 2        | 6         | 7         | 13        | 3-17          | 0-0        | 0        | 1        | 0        | 0        | 0        | 0        | 0        |
| 2014                  | Denver | 1        | 1        | 3         | 1         | 4         | 0-0           | 0-0        | 0        | 0        | 0        | 0        | 0        | 0        | 0        |
| 2015                  | Denver | 3        | 3        | 5         | 5         | 10        | 3.5-40        | 0-0        | 0        | 0        | 1        | 0        | 0        | 0        | 0        |
| <b>CAREER TOTALS</b>  |        | <b>8</b> | <b>8</b> | <b>18</b> | <b>14</b> | <b>32</b> | <b>7.5-66</b> | <b>0-0</b> | <b>0</b> | <b>1</b> | <b>1</b> | <b>0</b> | <b>0</b> | <b>0</b> | <b>0</b> |
| <b>BRONCOS TOTALS</b> |        | <b>4</b> | <b>4</b> | <b>8</b>  | <b>6</b>  | <b>14</b> | <b>3.5-40</b> | <b>0-0</b> | <b>0</b> | <b>0</b> | <b>1</b> | <b>0</b> | <b>0</b> | <b>0</b> | <b>0</b> |

**WARE'S SINGLE GAME HIGHS**

*(Postseason in parentheses)*

**Tackles** — 13, twice, last at Carolina, 10/21/12 (8 at Minnesota, 1/17/10). **Sacks** — 4 at Philadelphia, 10/30/11 (2, twice, last vs. Carolina, 2/7/16). **Sack Yards** — 27 at Philadelphia, 1/21/11 (24 vs. Carolina, 2/7/16). **Interceptions** — 1, three times, last at Kansas City, 11/30/14 (none). **Interception return yards** — 41 at Atlanta, 12/16/06 (none). **Passes Defended** — 2, twice, last vs. St. Louis, 10/23/11 (none). **Forced fumbles** — 3 at Carolina, 12/24/05 (1 vs. Philadelphia, 1/9/10). **Fumble recoveries** — 1, eight times, last vs. Cincinnati, 12/28/15 (none).

**WARE'S SACKS BY QUARTERBACK**

*Figures in italics include postseason totals*

| Quarterback           | Sacks      | Quarterback               | Sacks      | Quarterback       | Sacks |
|-----------------------|------------|---------------------------|------------|-------------------|-------|
| Eli Manning           | 14.5       | Joe Flacco                | 3.0        | Ryan Fitzpatrick  | 1.0   |
| <i>Donovan McNabb</i> | <i>8.5</i> | Matt Schaub               | 3.0        | Jeff Garcia       | 1.0   |
| Michael Vick          | 6.5        | Andrew Luck               | 3.0        | Bruce Gradkowski  | 1.0   |
| Rex Grossman          | 6.0        | <i>Ben Roethlisberger</i> | <i>2.5</i> | Kurt Warner       | 1.0   |
| Alex Smith            | 6.0        | Shaun Hill                | 2.5        | Matt Leinart      | 1.0   |
| Drew Brees            | 5.0        | Matt Moore                | 2.0        | Peyton Manning    | 1.0   |
| <i>Tom Brady</i>      | <i>4.5</i> | Mark Sanchez              | 2.0        | Jamie Martin      | 1.0   |
| Marc Bulger           | 4.0        | Vince Young               | 2.0        | Josh McCown       | 1.0   |
| Matt Hasselbeck       | 4.0        | Mark Brunell              | 2.0        | Carson Palmer     | 1.0   |
| Kevin Kolb            | 4.0        | Matt Cassel               | 2.0        | Tim Rattay        | 1.0   |
| Aaron Rodgers         | 4.0        | Sam Bradford              | 2.0        | John Skelton      | 1.0   |
| <i>Cam Newton</i>     | <i>4.0</i> | Matthew Stafford          | 1.5        | Geno Smith        | 1.0   |
| Matt Ryan             | 3.5        | Trent Edwards             | 1.5        | Russell Wilson    | 1.0   |
| <i>Brett Favre</i>    | <i>3.0</i> | Kerry Collins             | 1.0        | Derek Anderson    | 1.0   |
| Josh Freeman          | 3.0        | Todd Collins              | 1.0        | Teddy Bridgewater | 1.0   |
| Colin Kaepernick      | 3.0        | Jay Cutler                | 1.0        | Logan Thomas      | 0.5   |
| Jon Kitna             | 3.0        | Andy Dalton               | 1.0        | Brandon Weeden    | 0.5   |
| Jason Campbell        | 3.0        | Jay Feeley                | 1.0        | Nick Foles        | 0.5   |
| Jake Delhomme         | 3.0        | Philip Rivers             | 1.0        |                   |       |

**WARE'S MULTIPLE-SACK GAMES (34)**

\*denotes win (Ware's teams are 22-11, including the postseason, when he records multiple sacks in a game.)

| Date     | Opponent            | S-Yds.   | Date     | Opponent           | S-Yds.   |
|----------|---------------------|----------|----------|--------------------|----------|
| 12/24/05 | at Carolina*        | 3-13     | 1/2/11   | at Philadelphia*   | 3-27     |
| 12/31/06 | vs. Detroit         | 3-11     | 9/11/11  | at N.Y. Jets       | 2-11     |
| 9/23/07  | at Chicago*         | 2-21     | 9/18/11  | at San Francisco*  | 2-15     |
| 10/8/07  | at Buffalo*         | 1.5-13.5 | 10/16/11 | at New England     | 2-11     |
| 11/4/07  | at Philadelphia*    | 1.5-7.5  | 10/30/11 | at Philadelphia    | 4-23     |
| 12/22/07 | at Carolina*        | 2-11.5   | 12/24/11 | vs. Philadelphia   | 2-12     |
| 10/19/08 | at St. Louis        | 3-15     | 1/1/12   | at N.Y. Giants     | 1.5-12.5 |
| 11/27/08 | vs. Seattle*        | 3-21     | 9/5/12   | at N.Y. Giants*    | 2-21     |
| 12/14/08 | vs. N.Y. Giants*    | 3-18     | 9/23/12  | vs. Tampa Bay*     | 2-19     |
| 10/11/09 | at Kansas City*     | 2-14     | 11/4/12  | at Atlanta         | 1.5-1.5  |
| 10/25/09 | vs. Atlanta*        | 2-10     | 9/15/13  | at Kansas City     | 2-12     |
| 11/15/09 | at Green Bay        | 2-7      | 9/22/13  | vs. St. Louis*     | 2-12     |
| 12/19/09 | at New Orleans*     | 2-9      | 9/7/14   | vs. Indianapolis*  | 1.5-4.5  |
| 1/9/10   | vs. Philadelphia**^ | 2-8      | 10/19/14 | vs. San Francisco* | 3-26     |
| 9/26/10  | at Houston*         | 3-16     | 9/27/15  | at Detroit*        | 1.5-9.5  |
| 10/10/10 | vs. Tennessee       | 2-3      | 2/7/16   | vs. Carolina**^    | 2-24     |
| 12/19/10 | vs. Washington*     | 2-11     | 9/8/16   | vs. Carolina       | 1.5-9.5  |

^Playoff Game

**DEMARCUS WARE'S 2016 GAME-BY-GAME**

*(Victories asterisked)*

| 2016 DENVER (7-3)       |                   | TACKLES |            |          |          |          |             |            |          |          |          |
|-------------------------|-------------------|---------|------------|----------|----------|----------|-------------|------------|----------|----------|----------|
| Date                    | Opponent          | P/S     | UT         | A        | TT       | S-Yds.   | I-Yds.      | PD         | FF       | FR       |          |
| Sep 8                   | vs. Carolina*     | S       | 2          | 1        | 3        | 1.5-9.5  | 0-0         | 0          | 0        | 0        |          |
| Sep 18                  | vs. Indianapolis* | S       | 0          | 1        | 1        | 0.5-3.5  | 0-0         | 0          | 0        | 0        |          |
| GAMES 3-7               |                   |         |            |          |          |          |             |            |          |          |          |
| INACTIVE                |                   |         |            |          |          |          |             |            |          |          |          |
| Oct 30                  | vs. San Diego*    | P       | 0          | 0        | 0        | 0-0      | 0-0         | 1          | 0        | 0        |          |
| Nov 6                   | at Oakland        | P       | 1          | 0        | 1        | 0-0      | 0-0         | 0          | 0        | 0        |          |
| Nov 13                  | at New Orleans*   | P       | 0          | 0        | 0        | 0-0      | 0-0         | 0          | 0        | 0        |          |
| <b>Preseason Totals</b> |                   |         | <b>3/2</b> | <b>3</b> | <b>2</b> | <b>5</b> | <b>2-13</b> | <b>0-0</b> | <b>1</b> | <b>0</b> | <b>0</b> |



**DEKODA WATSON****57****LINEBACKER****6-2 • 245 • 7TH YR. • FLORIDA STATE****BORN:** March 3, 1988, in Aiken, S.C.**HIGH SCHOOL:** South Aiken (S.C.) High School**ACQUIRED:** Unrestricted Free Agent, 2016**NFL YEAR:** 7th • **YEAR WITH BRONCOS:** 1st**NFL GAMES PLAYED/STARTED:** 83/7 • **POSTSEASON GP/GS:** 4/0**WATSON AT A GLANCE:**

- A seventh-year linebacker who played 83 regular-season games (7 starts) and four postseason contests with Tampa Bay (2010-13), Jacksonville (2014), Dallas (2014), New England (2015) and Denver (2016).
- Totaled 85 tackles (67 solo), three sacks (19 yds.), one interception, four passes defended, two forced fumbles and four fumble recoveries in addition to 47 special-teams stops in his first seven NFL seasons.
- Saw action in three regular-season games and two postseason contests for New England in 2015, contributing three special-teams tackles.
- Tallied eight tackles (3 solo) and six special-teams stops with Jacksonville (9 gms.) and Dallas (1 gm.) in 2014 in addition to appearing in two postseason contests with the Cowboys.
- Named NFC Special Teams Player of the Month (November, 2012) after totaling one blocked punt that led to a touchdown, one special-teams fumble recovery and two special-teams tackles.
- Opened 32-of-47 games at Florida State University, recording 184 tackles, 11.5 sacks, two interceptions, 10 passes defended, three fumble recoveries and one safety in addition to blocking three kicks.
- Joined the Broncos as an unrestricted free agent on May 16, 2016.
- Selected by the Buccaneers in the seventh round (217th overall) of the 2010 NFL Draft.

**CAREER TRANSACTIONS:** Signed by Tampa Bay as a draft choice 6/18/10; Signed by Jacksonville as an unrestricted free agent 3/12/14; Released by Jacksonville 11/11/14; Signed by Dallas 11/14/14; Released by Dallas 5/8/15; Signed by New England 5/12/15; Released by New England 8/31/15; Signed by New England 9/16/15; Released by New England 9/30/15; Signed by New England 12/29/15; Signed by Denver as an unrestricted free agent 5/16/16.



**2016:** Watson made his Broncos debut vs. Car. (9/8)... Saw action vs. Ind. (9/18)... Notched one solo tackle and one special-teams stop at Cin. (9/25)... Led the team with two special-team stops and added one tackle at T.B. (10/2)... Played on defense and special teams vs. Atl. (10/9) and at S.D. (10/13)... Tallied one solo tackle and one special-teams stop vs. Hou. (10/24)... Recored a game-high three special-teams stops... Notched one special-teams stop at Oak. (11/6)... Played at N.O. (11/13).

**2015:** Watson appeared in three regular-season games and two postseason contests with New England... Signed by New England prior to Week 2 after competing with the Patriots in training camp... Saw action in two games in Weeks 2-3 before rejoining the club for Week 17 at Mia. (1/3)... Contributed two special-teams tackles in three regular-season games... Tallied one tackle and one special-teams stop in New England's AFC Divisional Playoff Game vs. K.C. (1/16).

**2014:** Watson played 10 regular season games with Jacksonville (9) and Dallas (1) and two postseason games for the Cowboys... Appeared in the Jaguars' first nine games, totaling eight tackles (3 solo) and six special-teams stops... Notched a career-best three special-teams tackles vs. Dal. (11/9)... Played one game with Dallas and was inactive for the rest of the regular season... Notched one special-teams tackle in two postseason contests with the Cowboys.

**2013:** Watson saw action in 15 regular-season games (3 starts) for Tampa Bay, setting career highs in tackles (37), solo stops (29) and sacks (2)... Added one interception, one forced fumble, one fumble recovery and five special-teams stops... Opened the last three games of his season, racking up 17 tackles (15 solo), one forced fumble and one special-teams stop... Posted a career-best 11 tackles (9 solo) vs. S.F. (12/15).

**2012:** Watson appeared in all 16 regular-season games for Tampa Bay and made two solo defensive tackles in addition to seven special-teams stops... Blocked a pair of punts and recovered two fumbles on special teams... Named Special Teams Player of the Month for November after contributing one blocked punt that led to a touchdown, one special-teams fumble recovery and two special-teams tackles in Tampa Bay victories... Blocked a punt that was returned for a touchdown vs. S.D. (11/11)... Recovered a special-teams fumble at Car. (11/18) and vs. Phi. (12/9).

**2011:** Watson played 14 regular-season games (2 starts) for Tampa Bay, tallying 17 tackles (15 solo), one sack (7 yds.), two passes defended, one forced fumble, one fumble recovery and six special-teams stops... Returned a fumble seven yards for a touchdown vs. Dal. (12/17).

**2010:** Selected by Tampa Bay in the seventh round (217th overall) of the 2010 NFL Draft, Watson appeared in 15 games (1 start) as a rookie... Posted 18 tackles (16 solo) and one pass defended in addition to 13 special-teams stops... Tallied multiple special-teams tackle in four games... Made his NFL debut vs. Cle. (9/12)... Started his first career game vs. Car. (11/14) and made three solo tackles.

**COLLEGE:** Watson started 32-of-47 games at Florida State University, recording 184 tackles, 11.5 sacks, two interceptions, 10 passes defended, three fumble recoveries and one safety in addition to blocking three kicks... Named a team captain and second-team All-Atlantic Coast Conference selection as a senior after registering 65 tackles, 6.5 sacks, one pass defended and one fumble recovery.

**PERSONAL:** Watson attended South Aiken (S.C.) High School, where he played defensive end... Registered 225 tackles, 61.0 tackles for loss and 29.0 sacks over his junior and senior seasons, earning Prep Star All-Region honors and was named to the *Orlando Sentinel* All-Southern Team... Competed in track and field as a sprinter... Traveled to Costa Rica on a mission trip in March 2012 to promote the game of football and lend support to underprivileged communities... Graduated from Florida State with a degree in social science... Dekoda Watson was born on March 3, 1988, in Aiken, S.C.

### WATSON'S REGULAR SEASON RECORD

| Year                 | Club        | G         | S        | UT        | A         | TT        | S-Yds.      | I-Yds.     | PD       | FF       | FR       | TD-Int.  | TD-FR    | S        | Pts.     |
|----------------------|-------------|-----------|----------|-----------|-----------|-----------|-------------|------------|----------|----------|----------|----------|----------|----------|----------|
| 2010                 | Tampa Bay   | 15        | 1        | 16        | 2         | 18        | 0-0         | 0-0        | 1        | 0        | 0        | 0        | 0        | 0        | 0        |
| 2011                 | Tampa Bay   | 14        | 2        | 15        | 2         | 17        | 1-7         | 0-0        | 2        | 1        | 1        | 0        | 1        | 0        | 6        |
| 2012                 | Tampa Bay   | 16        | 0        | 2         | 0         | 2         | 0-0         | 0-0        | 0        | 0        | 2        | 0        | 0        | 0        | 0        |
| 2013                 | Tampa Bay   | 15        | 3        | 29        | 8         | 37        | 2-12        | 1-0        | 1        | 1        | 1        | 0        | 0        | 0        | 0        |
| 2014                 | Jac./Dal.   | 10        | 1        | 3         | 5         | 8         | 0-0         | 0-0        | 0        | 0        | 0        | 0        | 0        | 0        | 0        |
| 2015                 | New England | 3         | 0        | 0         | 0         | 0         | 0-0         | 0-0        | 0        | 0        | 0        | 0        | 0        | 0        | 0        |
| 2016                 | Denver      | 10        | 0        | 2         | 1         | 3         | 0-0         | 0-0        | 0        | 0        | 0        | 0        | 0        | 0        | 0        |
| <b>CAREER TOTALS</b> |             | <b>83</b> | <b>7</b> | <b>67</b> | <b>18</b> | <b>85</b> | <b>3-19</b> | <b>1-0</b> | <b>4</b> | <b>2</b> | <b>4</b> | <b>0</b> | <b>1</b> | <b>0</b> | <b>6</b> |

**ADDITIONAL STATISTICS:** Special-teams tackles — 2010 (13), 2011 (6), 2012 (7), 2013 (5), 2014 (4), 2015 (2), 2016 (9), TOTAL (47).

### WATSON'S POSTSEASON RECORD

| Year                 | Club        | G        | S        | UT       | A        | TT       | S-Yds.     | I-Yds.     | PD       | FF       | FR       | TD-Int.  | TD-FR    | S        | Pts.     |
|----------------------|-------------|----------|----------|----------|----------|----------|------------|------------|----------|----------|----------|----------|----------|----------|----------|
| 2014                 | Dallas      | 2        | 0        | 0        | 0        | 0        | 0-0        | 0-0        | 0        | 0        | 0        | 0        | 0        | 0        | 0        |
| 2015                 | New England | 2        | 0        | 0        | 0        | 0        | 0-0        | 0-0        | 0        | 0        | 0        | 0        | 0        | 0        | 0        |
| <b>CAREER TOTALS</b> |             | <b>4</b> | <b>0</b> | <b>0</b> | <b>1</b> | <b>1</b> | <b>0-0</b> | <b>0-0</b> | <b>0</b> | <b>0</b> | <b>0</b> | <b>0</b> | <b>0</b> | <b>0</b> | <b>0</b> |

**ADDITIONAL STATISTICS:** Special-teams tackles — 2014 (1), 2015 (1), TOTAL (2).

### WATSON'S SINGLE GAME HIGHS

*(Postseason in parentheses)*

**Tackles** — 11 vs. San Francisco, 12/15/13 (1 vs. Kansas City, 1/16/16). **Sacks** — 1, three times, last at Detroit, 11/24/13 (none). **Sack yards** — 11 at New York Jets, 9/8/13 (none). **Special Teams Tackles** — 3, twice, last vs. San Diego, 10/30/16 (1, twice, last vs. Kansas City, 1/24/16).

### DEKODA WATSON'S 2016 GAME-BY-GAME

*(Victories asterisked)*

| 2016 DENVER (7-3)    |                   | TACKLES |             |          |          |          |            |            |          |          |          |  |  |  |  |  |
|----------------------|-------------------|---------|-------------|----------|----------|----------|------------|------------|----------|----------|----------|--|--|--|--|--|
| Date                 | Opponent          | P/S     | UT          | A        | TT       | S-Yds.   | I-Yds.     | PD         | FF       | FR       |          |  |  |  |  |  |
| Sep 8                | vs. Carolina*     | P       | 0           | 0        | 0        | 0-0      | 0-0        | 0          | 0        | 0        |          |  |  |  |  |  |
| Sep 18               | vs. Indianapolis* | P       | 0           | 0        | 0        | 0-0      | 0-0        | 0          | 0        | 0        |          |  |  |  |  |  |
| Sep 25               | at Cincinnati*    | P       | 1           | 0        | 1        | 0-0      | 0-0        | 0          | 0        | 0        |          |  |  |  |  |  |
| Oct 2                | at Tampa Bay*     | P       | 0           | 1        | 0        | 0-0      | 0-0        | 0          | 0        | 0        |          |  |  |  |  |  |
| Oct 9                | vs. Atlanta       | P       | 0           | 0        | 0        | 0-0      | 0-0        | 0          | 0        | 0        |          |  |  |  |  |  |
| Oct 13               | at San Diego      | P       | 0           | 0        | 0        | 0-0      | 0-0        | 0          | 0        | 0        |          |  |  |  |  |  |
| Oct 24               | vs. Houston*      | P       | 1           | 0        | 1        | 0-0      | 0-0        | 0          | 0        | 0        |          |  |  |  |  |  |
| Oct 30               | vs. San Diego*    | P       | 0           | 0        | 0        | 0-0      | 0-0        | 0          | 0        | 0        |          |  |  |  |  |  |
| Nov 6                | at Oakland        | P       | 0           | 0        | 0        | 0-0      | 0-0        | 0          | 0        | 0        |          |  |  |  |  |  |
| Nov 13               | at New Orleans*   | P       | 0           | 0        | 0        | 0-0      | 0-0        | 0          | 0        | 0        |          |  |  |  |  |  |
| <b>Season Totals</b> |                   |         | <b>10/0</b> | <b>2</b> | <b>1</b> | <b>3</b> | <b>0-0</b> | <b>0-0</b> | <b>0</b> | <b>0</b> | <b>0</b> |  |  |  |  |  |

**KAYVON WEBSTER****36****CORNERBACK****5-11 • 198 • 4TH YR. • SOUTH FLORIDA****BORN:** Feb. 1, 1991, in Opa-Locka, Fla.**HIGH SCHOOL:** Monsignor Pace High School, Opa-Locka, Fla.**ACQUIRED:** Draft #3 (90th overall), 2013**NFL YEAR:** 4th • **YEAR WITH BRONCOS:** 4th**NFL GAMES PLAYED/STARTED:** 49/2 • **POSTSEASON GP/GS:** 7/0**WEBSTER AT A GLANCE:**

- A fourth-year cornerback who played 49 games (2 starts) and seven postseason contests during his first four NFL seasons with the Broncos, tallying 63 tackles (57 solo), one interception (10 yds.), 14 passes defended and one forced fumble.
- Tied for the team-lead with nine special teams tackles for Denver in 2015.
- Recorded 19 tackles (18 solo) and two passes defense in 12 games for the Broncos in 2014.
- Appeared in 14 regular-season games (2 starts) as a rookie in 2013, totaling 38 tackles (34 solo), one interception (10 yds.), nine passes defended and one forced fumble.
- Saw action in 49-of-50 possible games (32 starts) during his career at the University of South Florida and totaled 190 tackles (136 solo), two sacks (39 yds.), three interceptions (34 yds.), 18 passes defended, four forced fumbles and two fumble recoveries.
- Earned first-team All-Big East Conference recognition following his senior season in which he led the Bulls with a career-high 82 tackles (61 solo) and added forced three fumbles.
- Clocked at 4.34 seconds in the 40-yard dash as one of the most physically gifted players in the 2013 draft class.
- Selected by the Broncos in the third round (90th overall) of the 2013 NFL Draft.

**CAREER TRANSACTIONS:** Signed by Denver as a draft choice 6/13/13.

**2016:** Webster was named special-teams captain by his teammates... Posted one solo tackle and one special-teams stop vs. Car. (9/8)... Notched one tackle vs. Ind. (9/18)... Played at Cin. (9/25) and at T.B. (10/2)... Was inactive vs. Atl. (10/9)... Tallied one pass defended and one special-teams tackle at S.D. (10/13)... Notched one special-teams tackle vs. Hou. (10/24)... Made one solo tackle before leaving the game with an injury vs. S.D. (10/30)... Was inactive vs. Oak. (11/6)... Posted one solo tackle at N.O. (11/13).

**2015:** Webster tied for the team-lead with nine special teams tackles and added two passes defended while playing 15 games in the regular season... Contributed on defense and special teams in Denver's three postseason contests, downing two punts inside the 5-yard line, forcing one muffed punt and adding two special-teams stops... Posted one solo tackle and one pass defended vs. S.D. (1/3)... Recorded one special-teams stop and downed a punt inside the 5-yard line in Denver's AFC Divisional Playoff Game vs. Pit. (1/17)... Notched two tackles and one pass defended in Denver's AFC Championship Game vs. N.E. (1/24)... Posted one special-teams tackle in Denver's Super Bowl 50 victory vs. Car. (2/7).

**2014:** Webster played 12 regular-season games, totaling 19 tackles (18 solo), two passes defended and four special-teams stops... Recorded a season-high four solo tackles at NYJ (10/12) and matched that total six weeks later vs. Mia. (11/23)... Missed Games 12-14 with a shoulder injury sustained against the Dolphins... Recorded a career-high two passes defended vs. Oak. (12/28).

**2013:** Selected by the Broncos in the third round (90th overall) of the 2013 NFL Draft, Webster played 14 games (2 starts) as a rookie, finishing with 38 tackles to go along with one interception (10 yds.), nine passes defended, one forced fumble and two special-teams stops... Appeared in all three postseason contests for Denver... Made a pair of special-teams stops in Denver's Week 2 win at NYG (9/15)... Made his first NFL start at Dal. (10/6) and forced a fumble... Intercepted his first career pass vs. Jac. (10/13).

**COLLEGE:** Webster played 49-of-50 possible games (32 starts) at the University of South Florida, totaling 190 career tackles (136 solo), two sacks (39 yds.), three interceptions (34 yds.), 18 passes defended, four forced fumbles and two fumble recoveries... Opened 11-of-12 games as a senior and was named a first-team All-Big East Conference selection after becoming the league's only cornerback to lead his team in tackles (82)... Started all 11 games played for the Bulls as a junior and was a second-team all-conference pick after tallying 49 tackles (36 solo), two interceptions, nine passes defended, one forced fumble and one fumble recovery.

**PERSONAL:** Webster was a two-time All-Dade County selection in football as a two-way player for Monsignor Pace High School in Opa-Locka, Fla... Caught 30 passes for 500 yards (16.7 avg.) and eight touchdowns on offense in addition to posting 65 tackles, four sacks, seven forced fumbles and 10 fumble recoveries on defense as a senior... Graduated from South Florida with a degree in health science... Kayvon

Webster was born on Feb. 1, 1991, in Opa-Locka, Fla.

**WEBSTER'S REGULAR SEASON RECORD**

| Year                 | Club   | G         | S        | UT        | A        | TT        | S-Yds.     | I-Yds.      | PD        | FF       | FR       | TD-Int.  | TD-FR    | S        | Pts.     |
|----------------------|--------|-----------|----------|-----------|----------|-----------|------------|-------------|-----------|----------|----------|----------|----------|----------|----------|
| 2013                 | Denver | 14        | 2        | 34        | 4        | 38        | 0-0        | 1-10        | 9         | 1        | 0        | 0        | 0        | 0        | 0        |
| 2014                 | Denver | 12        | 0        | 18        | 1        | 19        | 0-0        | 0-0         | 2         | 0        | 0        | 0        | 0        | 0        | 0        |
| 2015                 | Denver | 15        | 0        | 2         | 0        | 2         | 0-0        | 0-0         | 2         | 0        | 0        | 0        | 0        | 0        | 0        |
| 2016                 | Denver | 8         | 0        | 4         | 1        | 5         | 0-0        | 0-0         | 1         | 0        | 0        | 0        | 0        | 0        | 0        |
| <b>CAREER TOTALS</b> |        | <b>49</b> | <b>2</b> | <b>58</b> | <b>6</b> | <b>64</b> | <b>0-0</b> | <b>1-10</b> | <b>14</b> | <b>1</b> | <b>0</b> | <b>0</b> | <b>0</b> | <b>0</b> | <b>0</b> |

**ADDITIONAL STATISTICS:** *Special-teams tackles* — 2013 (2), 2014 (4), 2015 (9), 2016 (3), TOTAL (18).

**WEBSTER'S POSTSEASON RECORD**

| Year                 | Club   | G        | S        | UT       | A        | TT       | S-Yds.     | I-Yds.     | PD       | FF       | FR       | TD-Int.  | TD-FR    | S        | Pts.     |
|----------------------|--------|----------|----------|----------|----------|----------|------------|------------|----------|----------|----------|----------|----------|----------|----------|
| 2013                 | Denver | 3        | 0        | 0        | 0        | 0        | 0-0        | 0-0        | 0        | 0        | 0        | 0        | 0        | 0        | 0        |
| 2014                 | Denver | 1        | 0        | 0        | 0        | 0        | 0-0        | 0-0        | 0        | 0        | 0        | 0        | 0        | 0        | 0        |
| 2015                 | Denevr | 3        | 0        | 2        | 0        | 2        | 0-0        | 0-0        | 1        | 0        | 0        | 0        | 0        | 0        | 0        |
| <b>CAREER TOTALS</b> |        | <b>7</b> | <b>0</b> | <b>2</b> | <b>0</b> | <b>2</b> | <b>0-0</b> | <b>0-0</b> | <b>1</b> | <b>0</b> | <b>0</b> | <b>0</b> | <b>0</b> | <b>0</b> | <b>0</b> |

**ADDITIONAL STATISTICS:** *Special-teams tackles* — 2015 (1), TOTAL (1).

**WEBSTER'S SINGLE GAME HIGHS**

*(Postseason in parentheses)*

**Tackles** — 5, three times, last vs. San Diego, 12/12/13 (2 vs. New England, 1/24/16). **Interceptions** — 1 vs. Jacksonville, 10/13/13 (none). **Interception return yards** — 10 vs. Jacksonville, 10/13/13 (none). **Passes Defensed** — 2 vs. Oakland, 12/28/14 (1 vs. New England, 1/24/16).

**KAYVON WEBSTER'S 2016 GAME-BY-GAME**

*(Victories asterisked)*

| 2016 DENVER (7-3)       |                   | TACKLES |            |          |          |          |            |            |          |          |          |  |  |  |  |  |
|-------------------------|-------------------|---------|------------|----------|----------|----------|------------|------------|----------|----------|----------|--|--|--|--|--|
| Date                    | Opponent          | P/S     | UT         | A        | TT       | S-Yds.   | I-Yds.     | PD         | FF       | FR       |          |  |  |  |  |  |
| Sep 8                   | vs. Carolina*     | P       | 1          | 0        | 1        | 0-0      | 0-0        | 0          | 0        | 0        |          |  |  |  |  |  |
| Sep 18                  | vs. Indianapolis* | P       | 0          | 1        | 1        | 0-0      | 0-0        | 0          | 0        | 0        |          |  |  |  |  |  |
| Sep 25                  | at Cincinnati*    | P       | 0          | 0        | 0        | 0-0      | 0-0        | 0          | 0        | 0        |          |  |  |  |  |  |
| Oct 2                   | at Tampa Bay*     | P       | 0          | 0        | 0        | 0-0      | 0-0        | 0          | 0        | 0        |          |  |  |  |  |  |
| Oct 9                   | vs. Atlanta       |         |            |          |          | INACTIVE |            |            |          |          |          |  |  |  |  |  |
| Oct 13                  | at San Diego      | P       | 0          | 0        | 0        | 0-0      | 0-0        | 1          | 0        | 0        |          |  |  |  |  |  |
| Oct 24                  | vs. Houston*      | P       | 1          | 0        | 1        | 0-0      | 0-0        | 0          | 0        | 0        |          |  |  |  |  |  |
| Oct 30                  | vs. San Diego*    | P       | 1          | 0        | 1        | 0-0      | 0-0        | 0          | 0        | 0        |          |  |  |  |  |  |
| Nov 6                   | at Oakland        |         |            |          |          | INACTIVE |            |            |          |          |          |  |  |  |  |  |
| Nov 13                  | at New Orleans*   | P       | 1          | 0        | 1        | 0-0      | 0-0        | 0          | 0        | 0        |          |  |  |  |  |  |
| <b>Preseason Totals</b> |                   |         | <b>8/0</b> | <b>4</b> | <b>1</b> | <b>5</b> | <b>0-0</b> | <b>0-0</b> | <b>1</b> | <b>0</b> | <b>0</b> |  |  |  |  |  |

**SYLVESTER WILLIAMS****92****NOSE TACKLE****6-2 • 313 • 4TH YR. • NORTH CAROLINA****BORN:** Nov. 21, 1988, in Jefferson City, Mo.**HIGH SCHOOL:** Jefferson City (Mo.) High School**ACQUIRED:** Draft #1 (28th overall), 2013**NFL YEAR:** 4th • **YEAR WITH BRONCOS:** 4th**NFL GAMES PLAYED/STARTED:** 54/42 • **POSTSEASON GP/GS:** 7/6**WILLIAMS AT A GLANCE:**

- A fourth-year nose tackle who appeared in 54 regular-season games (42 starts) and seven postseason contests (6 starts) for the Broncos during his first four NFL seasons.
- Opened all 15 games played in 2015, finishing with a career-best 25 tackles (18 solo) and 2.5 sacks (6 yds.) for the league's top-ranked defense (283.1 ypg).
- Started 13-of-16 games for Denver in 2014 and totaled 21 tackles (17 solo) for the league's second-ranked run defense that yielded the fewest rushing yards per game (79.8) in team history.
- Played 13 regular-season games (4 starts) and started all three postseason contests during his rookie campaign in 2013, totaling 19 tackles (12 solo), two sacks (8 yds.) and one fumble recovery.
- Opened all 45 games played during his collegiate career at the University of North Carolina (2011-12) and Coffeyville Community College (2009-10).
- Recognized as a first-team All-America and All-Atlantic Coast Conference selection following his senior campaign for the Tar Heels in which his six sacks tied for the league lead among defensive tackles.
- Started all 20 contests at Coffeyville C.C., working his way up from a walk-on in 2009 to a first-team All-Kansas Jayhawk Community College Conference pick in 2010.
- Selected by the Broncos in the first round (28th overall) of the 2013 NFL Draft.

**CAREER TRANSACTIONS:** Signed by Denver as a draft choice 7/25/13.

**2016:** Williams made one solo tackle vs. Car. (9/8)... Started at nose tackle vs. Ind. (9/18) and at Cin. (9/25)... Notched two solo tackles and one sack (7 yds.) at T.B. (10/2)... Logged two quarterback hits vs. Atl. (10/9)... Posted three tackles (1 solo) at S.D. (10/13)... Notched three tackles (1 solo) vs. Hou. (10/24)... Registered two tackles (1 solo) vs. S.D. (10/30)... Matched his career-high with five tackles (4 solo) at Oak. (11/6)... Talled three solo tackles at N.O. (11/13).

**2015:** Williams opened all 15 regular-season games played in 2015, finishing with a career-best 25 tackles (18 solo) and 2.5 sacks (6 yds.)... Talled a pair of tackles and one pass defended in Denver's three postseason contests... Posted three tackles (2 solo) and one sack (2 yds.) at Det. (9/27)... Notched 0.5 sacks (4 yds.) and four tackles (3 solo) vs. Min. (10/4)... Blocked a 38-yard field goal and made one tackle at Oak. (10/11)... Posted two tackles (1 solo) and one pass defended in Denver's Super Bowl 50 victory vs. Car. (2/7).

**2014:** Williams played all 16 regular-season games (13 starts), totaling 21 tackles (17 solo) and one pass defended... Contributed to a defensive line that allowed just 79.8 rushing yards per game in 2014—the lowest single-season figure in team history and second-best mark in the NFL in 2014.

**2013:** Selected by the Broncos in the first round (28th overall) of the 2013 NFL Draft, Williams played 13 games (4 starts) as a rookie, totaling 19 tackles (12 solo), two sacks (8 yds.), five tackles for a loss and one fumble recovery... Contributed two special-teams tackles during the regular season... Started all three playoff games for Denver and recorded three tackles (2 solo)... Posted one solo tackle for a loss in his NFL debut vs. Bal. (9/5)... Made his first NFL start vs. Ten. (12/8)... Registered his first career sack and tallied a career-best five tackles vs. S.D. (12/12)... Led the Broncos with three tackles for a loss at Hou. (12/22)... Recovered his first career fumble at Oak. (12/29).

**COLLEGE:** Williams started all 45 games played during his collegiate career at the University of North Carolina (2011-12) and Coffeyville Community College (2009-10), totaling 184 tackles (84 solo), 15.5 sacks (89 yds.), one interception, five passes defended, two forced fumbles and four blocked kicks... Named a first-team All-America and All-Atlantic Coast Conference selection following his senior campaign for the Tar Heels in which his six sacks tied for the league lead among defensive tackles... Started all 13 games in his first season at North Carolina in 2011 and was the recipient of the team's Jeffrey Cowell Memorial Award given to the outstanding first-year player for the defense... Opened all 20 contests at Coffeyville C.C., working his way up from a walk-on in 2009 to a first-team All-Kansas Jayhawk Community College Conference pick in 2010.

**PERSONAL:** Williams played just one season of prep football at Jefferson City (Mo.) High School, making the team as a 310-pound senior and helping the school achieve a final ranking of No. 12 in the state and win the

Freelance Football League title... Graduated from North Carolina with a degree in communications... Worked the night shift at Modine Manufacturing Company making radiator parts for large trucks before enrolling in college and pursuing a career in football... Sylvester Williams was born on Nov. 21, 1988, in Jefferson City, Mo.

**WILLIAMS' REGULAR SEASON RECORD**

| Year                 | Club   | G         | S         | UT        | A         | TT        | S-Yds.        | I-Yds.     | PD       | FF       | FR       | TD-Int.  | TD-FR    | S        | Pts.     |
|----------------------|--------|-----------|-----------|-----------|-----------|-----------|---------------|------------|----------|----------|----------|----------|----------|----------|----------|
| 2013                 | Denver | 13        | 4         | 12        | 7         | 19        | 2-8           | 0-0        | 0        | 0        | 1        | 0        | 0        | 0        | 0        |
| 2014                 | Denver | 16        | 13        | 17        | 4         | 21        | 0-0           | 0-0        | 1        | 0        | 0        | 0        | 0        | 0        | 0        |
| 2015                 | Denver | 15        | 15        | 18        | 7         | 25        | 2.5-6         | 0-0        | 0        | 0        | 0        | 0        | 0        | 0        | 0        |
| 2016                 | Denver | 10        | 10        | 13        | 6         | 19        | 1-7           | 0-0        | 0        | 0        | 0        | 0        | 0        | 0        | 0        |
| <b>CAREER TOTALS</b> |        | <b>54</b> | <b>42</b> | <b>59</b> | <b>24</b> | <b>83</b> | <b>5.5-23</b> | <b>0-0</b> | <b>1</b> | <b>0</b> | <b>1</b> | <b>0</b> | <b>0</b> | <b>0</b> | <b>0</b> |

**ADDITIONAL STATISTICS:** Special-teams tackles — 2013 (2), TOTAL (2). Blocked FG—2015 (1), TOTAL (1).

**WILLIAMS' POSTSEASON RECORD**

| Year                 | Club   | G        | S        | UT       | A        | TT       | S-Yds.     | I-Yds.     | PD       | FF       | FR       | TD-Int.  | TD-FR    | S        | Pts.     |
|----------------------|--------|----------|----------|----------|----------|----------|------------|------------|----------|----------|----------|----------|----------|----------|----------|
| 2013                 | Denver | 3        | 3        | 2        | 1        | 3        | 0-0        | 0-0        | 0        | 0        | 0        | 0        | 0        | 0        | 0        |
| 2014                 | Denver | 1        | 0        | 1        | 0        | 1        | 0-0        | 0-0        | 0        | 0        | 0        | 0        | 0        | 0        | 0        |
| 2015                 | Denver | 3        | 3        | 1        | 1        | 2        | 0-0        | 0-0        | 1        | 0        | 0        | 0        | 0        | 0        | 0        |
| <b>CAREER TOTALS</b> |        | <b>7</b> | <b>6</b> | <b>4</b> | <b>2</b> | <b>6</b> | <b>0-0</b> | <b>0-0</b> | <b>1</b> | <b>0</b> | <b>0</b> | <b>0</b> | <b>0</b> | <b>0</b> | <b>0</b> |

**WILLIAMS' SINGLE-GAME HIGHS**

*(Postseason in parentheses)*

**Tackles** — 5, three times, last at Oakland, 11/6/16 (2, twice, last vs. Carolina, 2/7/16). **Sacks** — 1, five times, last at Tampa Bay, 10/2/16 (none). **Sack yards** — 8 at Houston, 12/22/13 (none).

**SYLVESTER WILLIAMS' 2016 GAME-BY-GAME**

*(Victories asterisked)*

| 2016 DENVER (7-3)    |                   | TACKLES |              |           |          |           |            |            |          |          |          |  |  |  |  |  |
|----------------------|-------------------|---------|--------------|-----------|----------|-----------|------------|------------|----------|----------|----------|--|--|--|--|--|
| Date                 | Opponent          | P/S     | UT           | A         | TT       | S-Yds.    | I-Yds.     | PD         | FF       | FR       |          |  |  |  |  |  |
| Sep 8                | vs. Carolina*     | S       | 1            | 0         | 1        | 0-0       | 0-0        | 0          | 0        | 0        |          |  |  |  |  |  |
| Sep 18               | vs. Indianapolis* | S       | 0            | 0         | 0        | 0-0       | 0-0        | 0          | 0        | 0        |          |  |  |  |  |  |
| Sep 25               | at Cincinnati*    | S       | 0            | 0         | 0        | 0-0       | 0-0        | 0          | 0        | 0        |          |  |  |  |  |  |
| Oct 2                | at Tampa Bay*     | S       | 2            | 0         | 2        | 1-7       | 0-0        | 0          | 0        | 0        |          |  |  |  |  |  |
| Oct 9                | vs. Atlanta       | S       | 0            | 0         | 0        | 0-0       | 0-0        | 0          | 0        | 0        |          |  |  |  |  |  |
| Oct 13               | at San Diego      | S       | 1            | 2         | 3        | 0-0       | 0-0        | 0          | 0        | 0        |          |  |  |  |  |  |
| Oct 24               | vs. Houston*      | S       | 1            | 2         | 3        | 0-0       | 0-0        | 0          | 0        | 0        |          |  |  |  |  |  |
| Oct 30               | vs. San Diego*    | S       | 1            | 1         | 2        | 0-0       | 0-0        | 0          | 0        | 0        |          |  |  |  |  |  |
| Nov 6                | at Oakland        | S       | 4            | 1         | 5        | 0-0       | 0-0        | 0          | 0        | 0        |          |  |  |  |  |  |
| Nov 13               | at New Orleans*   | S       | 3            | 0         | 3        | 0-0       | 0-0        | 0          | 0        | 0        |          |  |  |  |  |  |
| <b>Season Totals</b> |                   |         | <b>10/10</b> | <b>13</b> | <b>6</b> | <b>19</b> | <b>1-7</b> | <b>0-0</b> | <b>0</b> | <b>0</b> | <b>0</b> |  |  |  |  |  |

**BILLY WINN****97****DEFENSIVE END****6-4 • 300 • 5TH YR. • BOISE STATE****BORN:** April 15, 1989, in Las Vegas**HIGH SCHOOL:** Las Vegas (Nev.) High School**ACQUIRED:** Unrestricted Free Agent (Indianapolis), 2016**NFL YEAR:** 4th • **YEAR WITH BRONCOS:** 4th**NFL GAMES PLAYED/STARTED:** 62/22**WINN AT A GLANCE:**

- A fifth-year defensive end who saw action in 62 games (22 starts) in his first four NFL seasons with Cleveland (2012-14), Indianapolis (2015) and Denver (2016).
- Posted 105 tackles (66 solo), three sacks (19 yds.), two interceptions, five passes defended, two forced fumbles and five fumble recoveries in his career.
- Played 12 games (3 starts) for Indianapolis in 2015, registering 14 tackles (6 solo) and two fumble recoveries before being placed on injured reserve on Dec. 21, 2015.
- Spent the first three seasons of his career and the 2015 preseason with Cleveland before being traded to Indianapolis on Sept. 11, 2015.
- Started 41-of-53 games at Boise State University, totaling 131 career tackles, 15.5 sacks, four fumble recoveries and one forced fumble.
- Joined the Broncos as an unrestricted free agent on Aug. 1, 2016.
- Selected by Cleveland in the sixth round (205th overall) of the 2012 NFL Draft.

**CAREER TRANSACTIONS:** Signed by Cleveland as a draft choice 5/11/12; Traded to Indianapolis 9/11/15; Signed by Denver 8/1/16.



**2016:** Winn made his Broncos debut vs. Car. (9/8)... Posted one solo tackle vs. Ind. (9/18) and at Cin. (9/25)... Made one tackle and recovered a fumble (4 yds.) at T.B. (10/2)... Assisted on two tackles vs. Atl. (10/9)... Notched two solo stops at S.D. (10/13)... Assisted on one tackle vs. Hou. (10/24)... Registered four tackles (2 solo) vs. S.D. (10/30)... Saw action at Oak. (11/6)... Started and assisted on one tackle at N.O. (11/13).

**2015:** Winn played 12 games (3 starts) for Indianapolis after being acquired in a trade before the start of the regular season... Spent training camp competing with the Browns... Recorded 14 tackles (11 solo) and two fumble recoveries... Matched a career-high with five tackles vs. N.O. (10/25)... Placed on injured reserve on Dec. 21.

**2014:** Winn saw action in 13 games (5 starts) for Cleveland, totaling a career-best 31 tackles (17 solo), one interception, one forced fumble and one blocked field goal... Blocked a 31-yard field goal vs. T.B. (11/2)... Picked off Cam Newton vs. Car. (12/21).

**2013:** Winn played 11 games (3 starts) for Cleveland, posting 30 tackles (21 solo), two sacks (13 yds.) and one forced fumble... Saw action at fullback in goaline situations... Forced a fumble that led to a touchdown vs. Chi. (12/15).

**2012:** Selected Browns in the sixth round (205th overall) of the 2012 NFL Draft, Winn started 10-of-16 games played... Tallied 26 tackles (19 solo), one sack (6 yds.), one interception and two fumble recoveries... Made his NFL debut and earned his first start vs. Phi. (9/9)... Recorded first career fumble recovery and returned it 35 yards vs. Cin. (10/14)... Notched his first sack vs. S.D. (10/28)... Posted his first interception vs. Pit. (11/25).

**COLLEGE:** Winn opened 41-of-53 games at Boise State University, totaling 131 career tackles, 15.5 sacks, four fumble recoveries and one forced fumble... Tallied 33 tackles, three sacks and one fumble recovery as a senior... Posted 28 tackles and 4.5 sacks as a junior... Named to the second-team All-Mountain West Conference team as a sophomore after notching 44 tackles, six sacks and three passes defended.

**PERSONAL:** Winn attended Las Vegas (Nev.) High School where he was named an all-state first-team choice as a senior after recording 18.0 sacks, three forced fumbles and two fumble recoveries... Lettered in wrestling and track... Played in the East-West All-American Bowl following his senior season... Billy Winn was born on April 15, 1989, in Las Vegas.



**WINN'S REGULAR SEASON RECORD**

| Year                 | Club         | G         | S         | UT        | A         | TT         | S-Yds.      | I-Yds.     | PD       | FF       | FR       | TD-Int.  | TD-FR    | S        | Pts.     |
|----------------------|--------------|-----------|-----------|-----------|-----------|------------|-------------|------------|----------|----------|----------|----------|----------|----------|----------|
| 2012                 | Cleveland    | 16        | 10        | 19        | 7         | 26         | 1-6         | 1-0        | 3        | 0        | 2        | 0        | 0        | 0        | 0        |
| 2013                 | Cleveland    | 11        | 3         | 18        | 3         | 21         | 2-13        | 0-0        | 0        | 1        | 0        | 0        | 0        | 0        | 0        |
| 2014                 | Cleveland    | 13        | 5         | 17        | 14        | 31         | 0-0         | 1-0        | 2        | 0        | 0        | 0        | 0        | 0        | 0        |
| 2015                 | Indianapolis | 12        | 3         | 6         | 8         | 14         | 0-0         | 0-0        | 0        | 0        | 2        | 0        | 0        | 0        | 0        |
| 2016                 | Denver       | 10        | 1         | 6         | 7         | 13         | 0-0         | 0-0        | 0        | 0        | 1        | 0        | 0        | 0        | 0        |
| <b>CAREER TOTALS</b> |              | <b>62</b> | <b>22</b> | <b>66</b> | <b>39</b> | <b>105</b> | <b>3-19</b> | <b>2-0</b> | <b>5</b> | <b>2</b> | <b>5</b> | <b>0</b> | <b>0</b> | <b>0</b> | <b>0</b> |

**WINN'S SINGLE-GAME HIGHS**

*(Postseason in parentheses)*

**Tackles** — 5, four times, last vs. New Orleans, 10/25/15. **Sacks** — 1, three times, last at Pittsburgh, 12/29/13. **Sack yards** — 7 at Pittsburgh, 12/29/13.

**BILLY WINN'S 2016 GAME-BY-GAME**

*(Victories asterisked)*

| 2016 DENVER (7-3)    |                   | TACKLES |             |          |          |           |            |            |          |          |          |
|----------------------|-------------------|---------|-------------|----------|----------|-----------|------------|------------|----------|----------|----------|
| Date                 | Opponent          | P/S     | UT          | A        | TT       | S-Yds.    | I-Yds.     | PD         | FF       | FR       |          |
| Sep 8                | vs. Carolina*     | P       | 0           | 0        | 0        | 0-0       | 0-0        | 0          | 0        | 0        |          |
| Sep 18               | vs. Indianapolis* | P       | 1           | 0        | 1        | 0-0       | 0-0        | 0          | 0        | 0        |          |
| Sep 25               | at Cincinnati*    | P       | 1           | 0        | 1        | 0-0       | 0-0        | 0          | 0        | 0        |          |
| Oct 2                | at Tampa Bay*     | P       | 0           | 1        | 1        | 0-0       | 0-0        | 0          | 0        | 1        |          |
| Oct 9                | vs. Atlanta       | P       | 0           | 2        | 2        | 0-0       | 0-0        | 0          | 0        | 0        |          |
| Oct 13               | at San Diego      | P       | 2           | 0        | 2        | 0-0       | 0-0        | 0          | 0        | 0        |          |
| Oct 24               | vs. Houston*      | P       | 0           | 1        | 1        | 0-0       | 0-0        | 0          | 0        | 0        |          |
| Oct 30               | vs. San Diego*    | P       | 2           | 2        | 4        | 0-0       | 0-0        | 0          | 0        | 0        |          |
| Nov 6                | at Oakland        | P       | 0           | 0        | 0        | 0-0       | 0-0        | 0          | 0        | 0        |          |
| Nov 13               | at New Orleans*   | S       | 0           | 1        | 1        | 0-0       | 0-0        | 0          | 0        | 0        |          |
| <b>Season Totals</b> |                   |         | <b>10/1</b> | <b>6</b> | <b>7</b> | <b>13</b> | <b>0-0</b> | <b>0-0</b> | <b>0</b> | <b>0</b> | <b>1</b> |

**DEREK WOLFE****95****DEFENSIVE END****6-5 • 285 • 5TH YR. • CINCINNATI****BORN:** Feb. 24, 1990, in Lisbon, Ohio**HIGH SCHOOL:** Beaver Local High School, Lisbon, Ohio**ACQUIRED:** Draft #2a (36th overall), 2012**NFL YEAR:** 5th • **YEAR WITH BRONCOS:** 5th**NFL GAMES PLAYED/STARTED:** 64/64 • **POSTSEASON GP/GS:** 5/5**WOLFE AT A GLANCE:**

- A fifth-year defensive lineman who started all 64 regular-season games played and five post-season contests during his first five NFL seasons with Denver, totaling 170 tackles (117 solo), 21.5 sacks (139.5 yds.), seven passes defended and one fumble recovery.
- Notched a career-best 49 tackles (35 solo) and 5.5 sacks (38.5 yds.) in 2015, finishing with at least half a sack in nine of his last 10 games (including the postseason).
- Named AFC Defensive Player of the Week after posting seven tackles (4 solo) vs. G.B. (11/1/15).
- Recorded 35 tackles (24 solo), 1.5 sacks (1 yd.), three passes defended and one fumble recovery in addition to one blocked field goal for the Broncos in 2014.
- Opened all 16 contests in 2012 to join Barney Chavous (1973) as the only Broncos defensive linemen in team history to start every game as a rookie.
- Finished fourth on the team with six sacks (41 yds.) during his rookie campaign while participating in the seventh-most defensive snaps (903) on the club.
- Started his final 38 games at the University of Cincinnati, finishing fourth on the Bearcats' all-time list with 19.5 career sacks.
- Named Big East Conference co-Defensive Player of the Year and earned second-team All-America honors as a senior in 2011 after recording 9.5 sacks on the season and ranking first among Football Subdivision defensive tackles with 21.5 tackles for a loss.
- Selected by the Broncos in the second round (36th overall) of the 2012 NFL Draft.

**CAREER TRANSACTIONS:** Signed by Denver as a draft choice 5/21/12.

**2016:** Wolfe recorded two solo tackles vs. Car. (9/8)... Posted four tackles (3 solo), 1.5 sacks (3.5 yds.) and one pass defended vs. Ind. (9/18)... Recorded four solo tackles at Cin. (9/25)... Notched a career-best 2.5 sacks (16 yds.), six tackles (5 solo) and five quarterback hits at T.B. (10/2)... Posted three tackles (1 solo) and 0.5 sacks (5.5 yds.) vs. Atl. (10/9)... Registered three tackles (2 solo) at S.D. (10/13)... Tallied three tackles (2 solo) and one pass defended vs. Hou. (10/24)... Totaled three tackles (1 solo), one pass defended and three quarterback hits vs. S.D. (10/30)... Notched two tackles (1 solo) before leaving with an elbow injury at Oak. (11/6)... Was inactive at N.O. (11/13).

**2015:** Wolfe tallied a career-best 49 tackles (35 solo) and 5.5 sacks (38.5 yds.) while starting all 12 games played in the regular season... Posted 15 tackles (10 solo) and 2.5 sacks (15 yds.) in Denver's three post-season contests... Finished the regular season and postseason with at least half a sack in seven straight contests and in nine of his last 10 games overall... Named AFC Defensive Player of the Week after leading the team with seven tackles (3 solo) vs. G.B. (11/1)... Led the team with a career-best eight tackles (6 solo) and sacked Patriots QB Tom Brady for 4 yards vs. N.E. (11/29)... Took down Steelers QB Ben Roethlisberger (8 yds.) and added four tackles (1 solo) in Denver's AFC Divisional Playoff Game vs. Pit. (1/17)... Posted six solo tackles, one sack (2 yds.) and one pass defended in Denver's AFC Championship Game vs. N.E. (1/24)... Tallied five tackles (3 solo) and 0.5 sacks (5 yds.) in Denver's Super Bowl 50 victory vs. Car. (2/7).

**2014:** Wolfe started all 16 regular-season games for the second time in his career, totaling 35 tackles (24 solo), 1.5 sacks (1 yd.) and one pass defended... Contributed to a defensive line that allowed just 79.8 rushing yards per game—the lowest single-season figure in team history and second-best mark in the NFL in 2014... Recorded season highs with five tackles each at NYJ (10/12) and N.E. (11/2)... Blocked his first career field goal at S.D. (12/14).

**2013:** Wolfe started the first 11 games for Denver, registering 16 tackles (11 solo) and four sacks (34 yds.) before missing six games and being placed on injured reserve (illness) on Jan. 14... Made a pair of tackles behind the line of scrimmage vs. Bal. (9/5)... Recovered his first career fumble and sacked quarterback Robert Griffin III vs. Was. (10/27).

**2012:** Wolfe opened all 16 regular-season games as well as Denver's postseason contest to join Barney Chavous (1973) as the only defensive linemen in Broncos history to start every game as a rookie... Finished third on the team with six sacks (41 yds.) and added 40 tackles (26 solo) while playing 903 defensive snaps...

Became just the sixth Broncos rookie to register a sack in the team's season opener as he dropped quarterback Ben Roethlisberger for a 9-yard loss vs. Pit. (9/9)... Sacked quarterback Brady Quinn for a 5-yard loss in the second quarter vs. K.C. (12/30) to mark his third consecutive game with a quarterback takedown... Made three tackles in Denver's AFC Divisional Playoff Game vs. Bal. (1/12).

**COLLEGE:** Wolfe played 45 career games at the University of Cincinnati, starting his final 38 contests and totaling 161 tackles (89 solo), 19.5 sacks (126 yds.), two passes defended, three forced fumbles and three fumble recoveries... Finished fourth on the school's all-time sack list... Named Big East Conference co-Defensive Player of the Year and a second-team All-America selection after totaling 70 tackles (37 solo), 9.5 sacks (66 yds.), two forced fumbles and one fumble recovery as a senior... Ranked fifth in the nation with 21.5 tackles for a loss—a total that represented the fourth-most in school history and the most by a Football Bowl Subdivision defensive tackle in 2011... Recorded 48 tackles (29 solo), four sacks (21 yds.) and one pass defended as a junior to earn second-team all-conference honors from *The NFL Draft Report*... Contributed as a 13-game starter as a sophomore, totaling 41 tackles (21 solo), five sacks (32 yds.), one forced fumble and one fumble recovery... Played seven games at defensive tackle as a true freshman after being recruited to the Bearcats as an offensive tackle... Recognized as the All-American Strength and Conditioning Athlete of the Year by the National Strength and Conditioning Association (NSCA) in April 2011.

**PERSONAL:** Wolfe lettered three times as a defensive end, outside linebacker, tight end and offensive tackle at Beaver Local High School in Lisbon, Ohio, where he finished his prep career with 205 tackles... Collected 78 tackles and seven sacks as a senior in 2007 to earn Division III All-Ohio, All-Ohio Valley Athletic Conference, All-Eastern District and All-Ohio Valley Class AAAA first-team honors... Competed on the school's powerlifting team and qualified for the state finals as a junior and senior... Majored in criminal justice at Cincinnati and was named to the Big East Academic Honor Roll as a senior... Named the recipient of the 2015 Lou Holtz/Ohio Valley Hall of Fame Banquet's Lifetime Achievement Award... Derek J. Wolfe was born on Feb. 24, 1990, in Lisbon, Ohio.

### WOLFE'S REGULAR SEASON RECORD

| Year                 | Club      | G         | S          | UT        | A          | TT                | S-Yds.     | I-Yds.     | PD       | FF       | FR       | TD-Int.  | TD-FR    | S        | Pts.     |
|----------------------|-----------|-----------|------------|-----------|------------|-------------------|------------|------------|----------|----------|----------|----------|----------|----------|----------|
| 2012                 | Denver    | 16        | 16         | 26        | 14         | 40                | 6-41       | 0-0        | 2        | 0        | 0        | 0        | 0        | 0        | 0        |
| 2013                 | Denver    | 11        | 11         | 11        | 5          | 16                | 4-34       | 0-0        | 0        | 0        | 1        | 0        | 0        | 0        | 0        |
| 2014                 | Denver    | 16        | 16         | 24        | 11         | 35                | 1.5-1      | 0-0        | 1        | 0        | 0        | 0        | 0        | 0        | 0        |
| 2015                 | Denver    | 12        | 12         | 35        | 14         | 49                | 5.5-38.5   | 0-0        | 1        | 0        | 0        | 0        | 0        | 0        | 0        |
| 2016                 | Denver    | 9         | 9          | 21        | 9          | 29                | 4.5-25     | 0-0        | 3        | 0        | 0        | 0        | 0        | 0        | 0        |
| <b>CAREER TOTALS</b> | <b>64</b> | <b>64</b> | <b>117</b> | <b>53</b> | <b>170</b> | <b>21.5-139.5</b> | <b>0-0</b> | <b>0-0</b> | <b>7</b> | <b>0</b> | <b>1</b> | <b>0</b> | <b>0</b> | <b>0</b> | <b>0</b> |

**ADDITIONAL STATISTICS:** Blocked a field goal at San Diego, 12/14/14.

### WOLFE'S POSTSEASON RECORD

| Year                 | Club     | G        | S         | UT       | A         | TT            | S-Yds.     | I-Yds.     | PD       | FF       | FR       | TD-Int.  | TD-FR    | S        | Pts.     |
|----------------------|----------|----------|-----------|----------|-----------|---------------|------------|------------|----------|----------|----------|----------|----------|----------|----------|
| 2012                 | Denver   | 1        | 1         | 2        | 1         | 3             | 0-0        | 0-0        | 0        | 0        | 0        | 0        | 0        | 0        | 0        |
| 2014                 | Denver   | 1        | 1         | 2        | 1         | 3             | 0-0        | 0-0        | 0        | 0        | 0        | 0        | 0        | 0        | 0        |
| 2015                 | Denver   | 3        | 3         | 10       | 5         | 15            | 2.5-15     | 0-0        | 1        | 0        | 0        | 0        | 0        | 0        | 0        |
| <b>CAREER TOTALS</b> | <b>5</b> | <b>5</b> | <b>14</b> | <b>7</b> | <b>21</b> | <b>2.5-15</b> | <b>0-0</b> | <b>0-0</b> | <b>1</b> | <b>0</b> | <b>0</b> | <b>0</b> | <b>0</b> | <b>0</b> | <b>0</b> |

### WOLFE'S SINGLE GAME HIGHS

*(Postseason in parentheses)*

**Tackles** — 8 vs. New England, 11/29/15 (6 vs. New England, 1/24/16). **Sacks** — 2.5 at Tampa Bay, 10/2/16 (1, twice, last vs. New England, 1/24/16). **Sack yards** — 16 at Tampa Bay, 10/2/16 (8 vs. Pittsburgh, 1/17/16). **Pass defended** — 1, six times, last vs. Houston, 10/24/16 (1 vs. New England, 1/24/16). **Fumble recoveries** — 1, twice, last at Cincinnati, 11/4/12 (none). **Fumble return yards** — 1 vs. Washington, 10/27/13 (none).

### DEREK WOLFE'S 2016 GAME-BY-GAME

*(Victories asterisked)*

| 2016 DENVER (7-3)    |                   | TACKLES    |           |          |           |               |            |          |          |          |  |  |  |  |  |
|----------------------|-------------------|------------|-----------|----------|-----------|---------------|------------|----------|----------|----------|--|--|--|--|--|
| Date                 | Opponent          | P/S        | UT        | A        | TT        | S-Yds.        | I-Yds.     | PD       | FF       | FR       |  |  |  |  |  |
| Sep 8                | vs. Carolina*     | S          | 2         | 0        | 2         | 0-0           | 0-0        | 0        | 0        | 0        |  |  |  |  |  |
| Sep 18               | vs. Indianapolis* | S          | 3         | 1        | 4         | 1.5-3.5       | 0-0        | 1        | 0        | 0        |  |  |  |  |  |
| Sep 25               | at Cincinnati*    | S          | 4         | 0        | 4         | 0-0           | 0-0        | 0        | 0        | 0        |  |  |  |  |  |
| Oct 2                | at Tampa Bay*     | S          | 5         | 1        | 6         | 2.5-16        | 0-0        | 0        | 0        | 0        |  |  |  |  |  |
| Oct 9                | vs. Atlanta       | S          | 1         | 2        | 3         | 0.5-5.5       | 0-0        | 0        | 0        | 0        |  |  |  |  |  |
| Oct 13               | at San Diego      | S          | 2         | 1        | 3         | 0-0           | 0-0        | 0        | 0        | 0        |  |  |  |  |  |
| Oct 24               | vs. Houston*      | S          | 2         | 1        | 3         | 0-0           | 0-0        | 1        | 0        | 0        |  |  |  |  |  |
| Oct 30               | vs. San Diego*    | S          | 1         | 2        | 3         | 0-0           | 0-0        | 1        | 0        | 0        |  |  |  |  |  |
| Nov 6                | at Oakland        | S          | 1         | 1        | 2         | 0-0           | 0-0        | 0        | 0        | 0        |  |  |  |  |  |
| Nov 13               | at New Orleans*   | INACTIVE   |           |          |           |               |            |          |          |          |  |  |  |  |  |
| <b>Season Totals</b> |                   | <b>9/9</b> | <b>21</b> | <b>9</b> | <b>30</b> | <b>4.5-25</b> | <b>0-0</b> | <b>3</b> | <b>0</b> | <b>0</b> |  |  |  |  |  |



# C.J. ANDERSON

22

## RUNNING BACK

5-8 • 224 • 4TH YR. • CALIFORNIA

BORN: Feb. 10, 1991, in Vallejo, Calif.

HIGH SCHOOL: Bethel High School, Vallejo, Calif.

ACQUIRED: College Free Agent, 2013

NFL YEAR: 4th • YEAR WITH BRONCOS: 4th

NFL GAMES PLAYED/STARTED: 42/20 • POSTSEASON GP/GS: 5/2



### ANDERSON AT A GLANCE:

- A fourth-year player who appeared in 42 regular-season games (20 starts) and five postseason contests (2 starts) for the Broncos during the last three years after making the team as a college free agent in 2013.
- Rushed for 720 yards on 152 carries (4.7 avg.) with five touchdowns in addition to catching 25 passes for 183 yards (7.3 avg.) in the 2015 regular season.
- Led all NFL players with 234 rushing yards during the 2015 postseason, including 90 yards and a touchdown in Denver's Super Bowl 50 win against the Carolina Panthers to represent the third-highest rushing total by an undrafted running back in Super Bowl history.
- Selected as AFC Offensive Player of the Week (vs. New England, 11/19/15) after winning the game in overtime on a career-long 48-yard run and finishing with 15 carries for 113 yards (7.5 avg.) with two touchdowns.
- Emerged as a starter for the Broncos midway through the 2014 season and totaled 179 carries for 849 yards (4.7 avg.) with eight rushing touchdowns to become just the fifth undrafted running back in NFL history to make the Pro Bowl.
- Finished the 2014 season with 10 total touchdowns (8 rush, 2 rec.), marking the most by an undrafted Broncos running back in a single season.
- Led the NFL with seven rushing touchdowns in December 2014 to tie for the third-most rushing scores by an undrafted player in a single month in NFL history.
- Posted the top two rushing performances by an undrafted player in team history in back-to-back weeks in 2014 (167 and 168 yds., Weeks 11 and 12).
- Totaled two games with three rushing touchdowns in 2014, becoming only the second player in team annals (Terrell Davis, 3-1998) with multiple games in a season posting at least three rushing scores.
- Finished his rookie season in 2013 with seven carries for 38 yards (5.4 avg.) while contributing in 22 offensive plays and 36 special-teams snaps for Denver.
- Saw action in all 25 games in two seasons at the University of California-Berkeley and rushed for 1,135 yards and 12 touchdowns on 198 carries (5.7 avg.) after transferring from Laney College.
- Entered the NFL with Denver as a college free agent on May 1, 2013.

### 22's TROPHY CASE

Pro Bowls (1) ..... 2014

**CAREER TRANSACTIONS:** Signed by Denver as a college free agent 5/1/13.



**2016:** Anderson carried 20 times for 92 yards (4.6 avg.) with one touchdown and added four catches for 47 yards (11.8 avg.) with one touchdown vs. Car. (9/8)... Rushed 20 times for 74 yards (3.7 avg.) with one touchdown and caught three passes for 19 yards (6.3 avg.) vs. Ind. (9/18)... Carried 14 times for 37 yards and caught one pass for four yards at Cin. (9/25)... Rushed 19 times for 49 yards with one touchdown and caught one pass for three yards at T.B. (10/2)... Carried 11 times for 41 yards (3.7 avg.) and caught three passes for 21 yards (7.0 avg.) vs. Atl. (10/9)... Rushed 10 times for 37 yards (3.7 avg.) and caught four passes for 34 yards (8.5 avg.) at

### ANDERSON. ONE OF FIVE UNDRAFTED PRO BOWL RUNNING BACKS

#### UNDRAFTED RUNNING BACKS TO MAKE THE PRO BOWL. NFL HISTORY

| Player        | Team        | Season(s)    |
|---------------|-------------|--------------|
| John Settle   | Atlanta     | 1988         |
| Priest Holmes | Kansas City | 2001-03      |
| Willie Parker | Pittsburgh  | 2006-07      |
| Arian Foster  | Houston     | 2010-12, '14 |
| C.J. Anderson | Denver      | 2014         |

**ANDERSON HAS SUPER BOWL TO REMEMBER**

**MOST RUSHING YARDS BY AN UNDRAFTED PLAYER, SINGLE GAME, SUPER BOWL HISTORY**

| Player                        | Opponent (Date)             | Att.      | Yds.      | Avg.       | TD       |
|-------------------------------|-----------------------------|-----------|-----------|------------|----------|
| 1. Dominic Rhodes, Ind.       | vs. Chicago (2/4/07)        | 21        | 113       | 5.4        | 1        |
| 2. Willie Parker, Pit.        | vs. Seattle (2/5/06)        | 10        | 93        | 9.3        | 1        |
| 3. <b>C.J. Anderson, Den.</b> | <b>vs. Carolina (27/16)</b> | <b>23</b> | <b>90</b> | <b>3.9</b> | <b>1</b> |
| 4. Willie Parker, Pit.        | vs. Arizona (2/1/09)        | 19        | 53        | 2.8        | 0        |
| 5. Steve Young, S.F.          | vs. San Diego (1/29/95)     | 5         | 49        | 9.8        | 0        |

S.D. (10/13)... Produced his fifth career 100-yard rushing game, totaling 107 yards with one touchdown on 16 carries (6.7 avg.) vs. Hou. (10/24).

**2015:** Anderson appeared in 15 games (6 starts) in the regular season, finishing second on the team with 720 yards on 152 carries (4.7 avg.) with five touchdowns in addition to catching 25 passes for 183 yards (7.3 avg.) ... Carried 54 times for 234 yards (4.3 avg.) with two touchdowns and made nine catches for 39 yards (4.3 avg.) in Denver's three postseason contests... Posted the third 100-yard rushing performance of his career (14-101-7.2 avg.) and scored on a career-long 28-yard run vs. G.B. (11/1)... Recorded just the fourth overtime touchdown in team history on a career-long 48-yard run and finished with 15 carries for 113 yards (7.5 avg.) with two touchdowns vs. N.E. (11/29)... Named AFC Offensive Player of the Week for his efforts vs. N.E.... Rushed 15 times for 72 yards (4.8 avg.) with a 1-yard touchdown and caught two passes for 11 yards (5.5 avg.) in Denver's AFC Divisional Playoff Game vs. Pit. (1/17)... Carried the ball 16 times for 72 yards (4.5 avg.) and caught three passes for 18 yards (6.0 avg.) in Denver's AFC Championship Game vs. N.E. (1/24)... Rushed 23 times for 90 yards (3.9 avg.) with one touchdown in Denver's Super Bowl 50 victory vs. Car. (2/7) to represent the third-highest rushing total by an undrafted running back in Super Bowl history.

**2014:** Anderson started 7-of-15 regular-season games for the Broncos and totaled 849 yards on 179 rushes (4.7 avg.) with eight touchdowns in addition to catching 34 passes for 324 yards (9.5 avg.) with two scores... Selected to his first Pro Bowl to become just the fifth undrafted running back in NFL history to receive that honor... Finished the regular season with 10 total touchdowns (8 rush, 2 rec.) to represent the most by an undrafted Broncos running back in a single season... Racked up 163 yards from scrimmage (90 rush, 73 rec.) at Oak (11/9) after relieving injured starter Ronnie Hillman... Made his first career start at Stl. (11/16)... Posted the top two rushing performances by an undrafted player in team history in back-to-back weeks (167 vs. Mia. (11/23) and 168 yards at K.C. (11/30))... Earned FedEx Ground Player of the Week honors for his performance against the Chiefs... Led all NFL players with 709 total yards (472 rush, 237 rec.) in November, good for third in franchise history for yards from scrimmage in a single month... Paced the NFL with seven rushing touchdowns in December to tie for the third-most rushing scores by an undrafted player in a single month in NFL history... Tallied a career-high three rushing touchdowns vs. Buf. (12/7) and Oak. (12/28) to tie for third most in a game in club history... Named AFC Offensive Player of the Week for his three-touchdown performance against the Raiders.

**2013:** Anderson, who entered the NFL with Denver as a college free agent on May 1, appeared in five regular-season games, finishing his rookie season with 38 yards rushing on seven carries (5.4 avg.)... Missed the final three preseason games and the first seven contests of the regular season with a knee injury sustained during training camp... Made his NFL debut vs. Was. (10/27)... Rushed twice for nine yards (4.5 avg.) and caught his first career pass for 14 yards in Super Bowl XLVIII vs. Sea. (2/2).

**COLLEGE:** Anderson appeared in all 25 games (2 starts) in two seasons at the University of California-Berkeley after transferring from Laney College... Rushed for 1,135 yards and 12 touchdowns on 198 carries (5.7 avg.) for the Golden Bears and added 22 receptions for 350 yards and two scores... Totaled 126 rushes for 790 yards (6.3 avg.) and four touchdowns as a senior while topping the 100-yard mark on three occasions... Earned first-team All-America honors and led the NorCal Conference in rushing during his final season at Laney College in 2010, racking up 1,644 yards and 13 touchdowns on 206 attempts (8.0 avg.).

**PERSONAL:** Anderson attended Bethel High School in Vallejo, Calif., where he rushed for nearly 4,000 yards during his prep career and led his team to four consecutive playoff appearances... Majored in interdisciplinary studies at Cal... Cortrelle Javon Anderson was born on Feb. 10, 1991.

**ANDERSON'S REGULAR SEASON RECORD**

| Year                 | Club   | RUSHING   |           |            |              |            |            | RECEIVING |           |            |            | SCORING    |          |           |           |          |          |            |
|----------------------|--------|-----------|-----------|------------|--------------|------------|------------|-----------|-----------|------------|------------|------------|----------|-----------|-----------|----------|----------|------------|
|                      |        | G         | S         | No.        | Yds.         | Avg.       | LG         | TD        | No.       | Yds.       | Avg.       | LG         | TD       | TD        | TDr       | 2pt      | Pts.     |            |
| 2013                 | Denver | 5         | 0         | 7          | 38           | 5.4        | 11         | 0         | 0         | 0          | 0.0        | —          | 0        | 0         | 0         | 0        | 0        |            |
| 2014                 | Denver | 15        | 7         | 179        | 849          | 4.7        | 27         | 8         | 34        | 324        | 9.5        | 51t        | 2        | 10        | 8         | 2        | 0        | 60         |
| 2015                 | Denver | 15        | 6         | 152        | 720          | 4.7        | 48t        | 5         | 25        | 183        | 7.3        | 27         | 0        | 5         | 5         | 0        | 0        | 30         |
| 2016                 | Denver | 7         | 7         | 110        | 437          | 4.0        | 28         | 4         | 16        | 128        | 8.0        | 25t        | 1        | 5         | 4         | 1        | 0        | 30         |
| <b>CAREER TOTALS</b> |        | <b>42</b> | <b>20</b> | <b>448</b> | <b>2,044</b> | <b>4.6</b> | <b>48t</b> | <b>17</b> | <b>75</b> | <b>635</b> | <b>8.5</b> | <b>51t</b> | <b>3</b> | <b>20</b> | <b>17</b> | <b>3</b> | <b>0</b> | <b>110</b> |

**ADDITIONAL STATISTICS:** Miscellaneous tackles — 2014 (1), 2015 (5), TOTAL (6).

**ANDERSON'S POSTSEASON RECORD**

| Year                 | Club   | G        | S        | RUSHING   |            |            |           |          | RECEIVING |           |            |           |          | SCORING  |          |          |          |          |           |
|----------------------|--------|----------|----------|-----------|------------|------------|-----------|----------|-----------|-----------|------------|-----------|----------|----------|----------|----------|----------|----------|-----------|
|                      |        |          |          | No.       | Yds.       | Avg.       | LG        | TD       | No.       | Yds.      | Avg.       | LG        | TD       | TD       | TDr      | 2pt      | Pts.     |          |           |
| 2013                 | Denver | 1        | 0        | 2         | 9          | 4.5        | 6         | 0        | 1         | 14        | 14.0       | 14        | 0        | 0        | 0        | 0        | 0        | 0        | 0         |
| 2014                 | Denver | 1        | 1        | 18        | 80         | 4.4        | 22        | 0        | 6         | 29        | 4.8        | 15        | 0        | 0        | 0        | 0        | 0        | 0        | 0         |
| 2015                 | Denver | 3        | 1        | 54        | 234        | 4.3        | 34        | 2        | 9         | 39        | 4.3        | 8         | 0        | 2        | 2        | 0        | 0        | 0        | 12        |
| <b>CAREER TOTALS</b> |        | <b>5</b> | <b>2</b> | <b>73</b> | <b>323</b> | <b>4.4</b> | <b>34</b> | <b>2</b> | <b>16</b> | <b>82</b> | <b>5.1</b> | <b>15</b> | <b>0</b> | <b>2</b> | <b>2</b> | <b>0</b> | <b>0</b> | <b>0</b> | <b>12</b> |

**ANDERSON'S SINGLE GAME HIGHS**

*(Postseason in parentheses)*

**Rushes** — 32 at Kansas City, 11/30/14 (23 vs. Carolina, 2/7/16). **Rushing yards** — 168 at Kansas City, 11/30/14 (90 vs. Carolina, 2/7/16). **Longest rush** — 48t vs. New England, 11/29/15 (34, twice, last vs. Carolina, 2/7/16). **Rushing touchdowns** — 3, twice, last vs. Oakland, 12/28/14 (1, twice, last vs. Carolina, 2/7/16). **Receptions** — 8, twice, last at Cincinnati, 12/22/14 (6 vs. Indianapolis, 1/11/15). **Receiving yards** — 86 at St. Louis, 11/16/14 (29 vs. Indianapolis, 1/11/15). **Longest reception** — 51t at Oakland, 11/9/14 (15 vs. Indianapolis, 1/11/15). **Receiving touchdowns** — 1, three times, last vs. Carolina, 9/8/16 (none). **Rushing yards in one quarter** — 71 (3rd) vs. Miami, 11/23/14 (36, twice, last vs. Carolina, 2/7/16). **Rushing yards in one half** — 114 (2nd) vs. Miami, 11/23/14 (66 (1st) vs. Indianapolis, 1/11/15). **Total yards** — 195 (167 rush, 28 rec.) vs. Miami, 11/23/14 (109 (80 rush., 29 rec.) vs. Indianapolis, 1/11/15). **Total touchdowns** — 3, twice, last vs. Oakland, 12/28/14 (1, twice, last vs. Carolina, 2/7/16).

**ANDERSON'S 100-YARD RUSHING GAMES (5)**

*\*denotes win (Anderson's teams are 5-0 when he records 100 or more yards rushing in a game.)*

| Date     | Opponent        | No. | Yds. | Avg. | LG  | TD |
|----------|-----------------|-----|------|------|-----|----|
| 11/23/14 | vs. Miami*      | 27  | 167  | 6.2  | 26  | 1  |
| 11/30/14 | at Kansas City* | 32  | 168  | 5.3  | 20  | 0  |
| 11/1/15  | vs. Green Bay*  | 14  | 105  | 7.2  | 28t | 1  |
| 11/29/15 | vs. New England | 15  | 113  | 7.5  | 48t | 2  |
| 10/24/16 | vs. Houston     | 16  | 107  | 6.7  | 19  | 1  |

**C. J. ANDERSON'S 2016 GAME-BY-GAME**

*(Victories asterisked)*

| 2016 DENVER (5-2)    |                   | RUSHING |            |            |            |            | RECEIVING |          |           |            |            | SCORING    |          |          |           |
|----------------------|-------------------|---------|------------|------------|------------|------------|-----------|----------|-----------|------------|------------|------------|----------|----------|-----------|
| Date                 | Opponent          | P/S     | No.        | Yds.       | Avg.       | LG         | TD        | No.      | Yds.      | Avg.       | LG         | TD         | 2pt.     | Pts.     |           |
| Sep 8                | vs. Carolina*     | S       | 20         | 92         | 4.6        | 28         | 1         | 4        | 47        | 11.8       | 25t        | 1          | 0        | 12       |           |
| Sep 18               | vs. Indianapolis* | S       | 20         | 74         | 3.7        | 13         | 1         | 3        | 19        | 6.3        | 11         | 0          | 0        | 6        |           |
| Sep 25               | at Cincinnati*    | S       | 14         | 37         | 2.6        | 13         | 0         | 1        | 4         | 4.0        | 4          | 0          | 0        | 0        |           |
| Oct 2                | at Tampa Bay*     | S       | 19         | 49         | 2.6        | 12         | 1         | 1        | 3         | 3.0        | 3          | 0          | 0        | 0        |           |
| Oct 9                | vs. Atlanta       | S       | 11         | 41         | 3.7        | 10         | 0         | 3        | 21        | 7.0        | 9          | 0          | 0        | 0        |           |
| Oct 13               | at San Diego      | S       | 10         | 37         | 3.7        | 11         | 0         | 4        | 34        | 8.5        | 11         | 0          | 0        | 0        |           |
| Oct 24               | vs. Houston*      | S       | 16         | 107        | 6.7        | 19         | 1         | 0        | 0         | —          | —          | 0          | 0        | 6        |           |
| <b>Season Totals</b> |                   |         | <b>7/7</b> | <b>110</b> | <b>437</b> | <b>4.0</b> | <b>28</b> | <b>4</b> | <b>16</b> | <b>128</b> | <b>8.0</b> | <b>25t</b> | <b>1</b> | <b>0</b> | <b>30</b> |



# SAM BRENNER

67

CENTER



6-2 • 310 • 4TH YR. • UTAH

**BORN:** April 27, 1990, in Oceanside, Calif.

**HIGH SCHOOL:** Oceanside (Calif.) High School

**ACQUIRED:** Waivers (Miami), 2015

**NFL YEAR:** 4th • **YEAR WITH BRONCOS:** 2nd

**NFL GAMES PLAYED/STARTED:** 10/4 • **POSTSEASON GP/GS:** 0/0

## BRENNER AT A GLANCE:

- A fourth-year center who appeared in 10 games (4 starts) for Miami (2013-15) and Denver (2015) during his first three NFL seasons.
- Spent eight weeks of the 2015 regular season and the entire postseason on Denver's active roster after being claimed off waivers from Miami.
- Appeared in three contests for the Dolphins in 2015 after starting 4-of-7 games played for the club during his rookie season in 2013.
- Spent the majority of his second season in 2014 on the Dolphins' practice squad before appearing on the team's active roster for the final game of the season.
- Started 26-of-51 games for the University of Utah, allowing just two combined sacks during the course of his junior and senior campaigns.
- Assigned to the Broncos via waivers from Miami on Nov. 18, 2015.
- Entered the NFL with Miami as a college free agent on May 3, 2013.

**CAREER TRANSACTIONS:** Signed by Miami as a college free agent 5/3/13; Waived by Miami 8/31/13; Signed by Miami (practice squad) 9/2/13; Signed by Miami (active roster) 11/16/13; Waived by Miami 8/30/14; Signed by Miami (practice squad) 9/1/14; Signed by Miami (active roster) 12/23/14; Waived by Miami 9/5/15; Signed by Miami (practice squad) 9/6/15; Signed by Miami (active roster) 9/11/15; Waived by Miami 9/14/15; Signed by Miami (practice squad) 9/16/15; Signed by Miami (active roster) 9/26/15; Waived by Miami 11/7/15; Signed by Miami 11/10/15; Waived by Miami 11/17/15; Claimed off waivers by Denver 11/18/15.



**2015:** Brenner appeared in three games with Miami before being claimed off waivers by Denver on Nov. 18 and spending the rest of the regular season and postseason on the club's active roster... Was inactive in eight regular season games and all three of Denver's postseason contests.

**2014:** Brenner spent the first 16 weeks of the season on Miami's practice squad... Promoted to the active roster and was inactive for the club's season finale.

**2013:** Brenner, who entered the NFL as a college free agent with Miami, started 4-of-7 games played... Earned all four of his starts at left guard... Made his NFL debut and first career start vs. S.D. (11/17).

**COLLEGE:** Brenner was a two-year starter at the University of Utah, playing 50-of-51 possible games and earning 26 starts in his collegiate career... Allowed just two sacks in 25 games as a junior and senior... Named second-team All-Pacific 12 Conference as a senior after starting all 12 games at left tackle (10) and right guard (2)... Started 12 games at right guard and one game at left tackle as a junior.

**PERSONAL:** Brenner was a two-time first-team all-league, all-North County and all-California Interscholastic Federation selection at Oceanside (Calif.) High School... Played in the California Bowl All-Star game following his senior season... Sam Brenner was born on April 27, 1990, in Oceanside, Calif.

## BRENNER'S REGULAR SEASON RECORD

| Year                 | Club      | G         | S        |
|----------------------|-----------|-----------|----------|
| 2013                 | Miami     | 7         | 4        |
| 2014                 | Miami     | 0         | 0        |
| 2015                 | Mia./Den. | 3         | 0        |
| <b>CAREER TOTALS</b> |           | <b>10</b> | <b>4</b> |

## BRENNER'S POSTSEASON RECORD

| Year                 | Club   | G        | S        |
|----------------------|--------|----------|----------|
| 2015                 | Denver | 0        | 0        |
| <b>CAREER TOTALS</b> |        | <b>0</b> | <b>0</b> |



**VANCE WALKER****96****DEFENSIVE END****6-2 • 305 • 8TH YR. • GEORGIA TECH****BORN:** April 26, 1987, in Fort Mill, S.C.**HIGH SCHOOL:** Fort Mill (S.C.) High School**ACQUIRED:** Unrestricted Free Agent, 2015**NFL YEAR:** 8th • **YEAR WITH BRONCOS:** 2nd**NFL GAMES PLAYED/STARTED:** 104/32 • **POSTSEASON GP/GS:** 7/2**WALKER AT A GLANCE:**

- An eighth-year defensive end who appeared in 104 regular-season games (32 starts) and seven postseason contests (2 starts) with Atlanta (2009-12), Oakland (2013), Kansas City (2014) and Denver (2015) during his first seven NFL seasons.
- Totaled 172 tackles (120 solo), 12 sacks (73 yds.), two passes defended, three forced fumbles and one fumble recovery in his career.
- Produced multiple sacks in each of his last five seasons (2011-15), including two sacks (16 yds.) for the Broncos in 2015 while adding 33 tackles (22 solo).
- Started a personal-best 15 games for the Raiders in 2013, totaling a career-high 40 tackles (29 solo) and three sacks (15 yds.).
- Played 49 games (29 starts) for Georgia Tech, racking up 110 tackles (69 solo), 13 sacks, four forced fumbles and three fumble recoveries.
- Named a finalist for the 2008 Bednarik Award, presented annually to the nation's top defensive player, and was a first-team All-Atlantic Coast Conference selection his senior year.
- Joined the Broncos as a free agent on March 12, 2015.
- Selected by the Falcons in the seventh round (210th overall) of the 2009 NFL Draft.

**CAREER TRANSACTIONS:** Signed by Atlanta as a draft choice 6/5/09; Waived by Atlanta 9/5/09; Signed by Atlanta (practice squad) 9/6/09; Signed by Atlanta (active roster) 9/21/09; Signed by Oakland as an unrestricted free agent 3/18/13; Signed by Kansas City as an unrestricted free agent 3/14/14; Released by Kansas City 3/6/15; Signed by Denver 3/12/15.



**2016:** Walker saw action on defense and special teams at Chi. (8/11)... Placed on injured reserve on Aug. 19.

**2015:** Walker posted 33 tackles (22 solo) and two sacks (16 yds.) while playing 15 regular-season games (4 starts) in his first season in Denver... Notched five tackles (3 solo) in Denver's three postseason contests... Started and made three tackles in his Broncos debut vs. Bal. (9/13)... Recorded a career-best six tackles (3 solo) vs. K.C. (11/15)... Posted two tackles (1 solo) in Denver's AFC Divisional Playoff Game vs. Pit. (1/17)... Registered one solo stop in Denver's AFC Championship Game vs. N.E. (1/24)... Posted a pair of tackles (1 solo) in Denver's Super Bowl 50 victory vs. Car. (2/7).

**2014:** Walker played all 16 games (2 starts) with Kansas City, finishing with 19 tackles (14 solo) and two sacks (14 yds.)... Registered a season-high four tackles (3 solo) at Ari. (12/7)... Matched his career-high with five tackles (3 solo) at Cle. (10/18).

**2013:** Walker started all 15 games he appeared in for Oakland, totaling a career-high 40 tackles (29 solo), three sacks (15 yds.) and seven tackles for a loss... Tied his career high with five solo tackles, including one sack (6 yds.), at K.C. (10/13).

**2012:** Walker saw action in all 16 games (9 starts) for Atlanta, recording 32 tackles (21 solo), three sacks (20 yds.) and one forced fumble... Started both postseason contests and registered six tackles (4 solo) and one sack (8 yds.)... Posted a season-high four tackles each at S.D. (9/23) and at N.O. (11/11).

**2011:** Walker played all 16 games for Atlanta, totaling 18 tackles (13 solo), two sacks (8 yds.), one forced fumble and one fumble recovery... Posted his first career sack (4 yds.) at Hou. (12/4).

**2010:** Walker saw action in all 16 games (1 start) for Atlanta, recording 13 tackles (6 solo) and two passes defended... Tied his career high with five tackles (4 solo) vs. Cin. (10/24)... Appeared in his first career postseason contest in Atlanta's NFC Divisional Playoff Game vs. G.B. (1/15).

**2009:** Selected by Atlanta in the seventh round (210th overall) of the 2009 NFL Draft, Walker played 10 games (1 start) and recorded 13 tackles (8 solo) and two passes defended in his rookie campaign... Totaled a season-high three solo tackles vs. Was. (11/8).

**COLLEGE:** Walker saw action in 49 games (29 starts) at Georgia Tech and produced 110 tackles (69 solo), 13 sacks, four forced fumbles and three fumble recoveries during his career... Named a first-team All-Atlantic Coast Conference selection as a junior and a senior and was chosen as a finalist for the 2008 Bednarik

Award, presented annually to the nation's top defensive player.

**PERSONAL:** Walker prepped at Fort Mill (S.C.) High School, where he recorded 17.5 sacks and 41 tackles for loss as a senior... Vance Walker was born on April 26, 1987.

### WALKER'S REGULAR SEASON RECORD

| Year          | Club        | G   | S  | UT  | A  | TT  | S-Yds. | I-Yds. | PD | FF | FR | TD-Int. | TD-FR | S | Pts. |
|---------------|-------------|-----|----|-----|----|-----|--------|--------|----|----|----|---------|-------|---|------|
| 2009          | Atlanta     | 10  | 1  | 13  | 2  | 15  | 0-0    | 0-0    | 2  | 0  | 0  | 0       | 0     | 0 | 0    |
| 2010          | Atlanta     | 16  | 1  | 8   | 7  | 15  | 0-0    | 0-0    | 0  | 0  | 0  | 0       | 0     | 0 | 0    |
| 2011          | Atlanta     | 16  | 0  | 13  | 5  | 18  | 2-8    | 0-0    | 0  | 1  | 1  | 0       | 0     | 0 | 0    |
| 2012          | Atlanta     | 16  | 9  | 21  | 11 | 32  | 3-20   | 0-0    | 0  | 1  | 0  | 0       | 0     | 0 | 0    |
| 2013          | Oakland     | 15  | 15 | 29  | 11 | 40  | 3-15   | 0-0    | 0  | 0  | 0  | 0       | 0     | 0 | 0    |
| 2014          | Kansas City | 16  | 2  | 14  | 5  | 19  | 2-14   | 0-0    | 0  | 0  | 0  | 0       | 0     | 0 | 0    |
| 2015          | Denver      | 15  | 4  | 22  | 11 | 33  | 2-16   | 0-0    | 0  | 0  | 0  | 0       | 0     | 0 | 0    |
| CAREER TOTALS |             | 104 | 32 | 123 | 16 | 172 | 12-73  | 0-0    | 2  | 2  | 1  | 0       | 0     | 0 | 0    |

### WALKER'S POSTSEASON RECORD

| Year          | Club    | G | S | UT | A | TT | S-Yds. | I-Yds. | PD | FF | FR | TD-Int. | TD-FR | S | Pts. |
|---------------|---------|---|---|----|---|----|--------|--------|----|----|----|---------|-------|---|------|
| 2010          | Atlanta | 1 | 0 | 0  | 0 | 0  | 0-0    | 0-0    | 0  | 0  | 0  | 0       | 0     | 0 | 0    |
| 2011          | Atlanta | 1 | 0 | 0  | 0 | 0  | 0-0    | 0-0    | 0  | 0  | 0  | 0       | 0     | 0 | 0    |
| 2012          | Atlanta | 2 | 2 | 4  | 2 | 6  | 1-8    | 0-0    | 0  | 0  | 0  | 0       | 0     | 0 | 0    |
| 2015          | Denver  | 3 | 0 | 3  | 2 | 5  | 0-0    | 0-0    | 0  | 0  | 0  | 0       | 0     | 0 | 0    |
| CAREER TOTALS |         | 7 | 2 | 7  | 4 | 11 | 1-8    | 0-0    | 0  | 0  | 0  | 0       | 0     | 0 | 0    |

### WALKER'S SINGLE GAME HIGHS

*(Postseason in parentheses)*

**Tackles** — 6 vs. Kansas City, 11/15/15 (4 vs. Seattle, 1/13/13). **Sacks** — 1, 11 times, last vs. Cincinnati, 12/28/15 (1 vs. Seattle, 1/13/13). **Sack yards** — 10 vs. Tennessee, 9/7/14 (8 vs. Seattle, 1/13/13).

### VANCE WALKER'S 2016 GAME-BY-GAME

*(Victories asterisked)*

| 2016 DENVER (0-0) |             | TACKLES |    |   |    |        |        |    |    |    |  |
|-------------------|-------------|---------|----|---|----|--------|--------|----|----|----|--|
| Date              | Opponent    | P/S     | UT | A | TT | S-Yds. | I-Yds. | PD | FF | FR |  |
| Aug 11            | at Chicago* | P       | 0  | 0 | 0  | 0-0    | 0-0    | 0  | 0  | 0  |  |
| Preseason Totals  |             | 1/0     | 0  | 0 | 0  | 0-0    | 0-0    | 0  | 0  | 0  |  |

DENVER BRONCOS / WEEK 10 / THROUGH MONDAY, NOVEMBER 14, 2016

| WON 7, LOST 3      |   |       |                 | * RUSHING    |            |             |              | No.           | Yds        | Avg    | Long     | TD      |           |        |
|--------------------|---|-------|-----------------|--------------|------------|-------------|--------------|---------------|------------|--------|----------|---------|-----------|--------|
| 09/08              | W | 21-20 | Carolina        | 76,843       |            |             |              | 110           | 437        | 4.0    | 28       | 4       |           |        |
| 09/18              | W | 34-20 | Indianapolis    | 76,379       |            |             |              | 104           | 396        | 3.8    | 18       | 2       |           |        |
| 09/25              | W | 29-17 | at Cincinnati   | 63,850       |            |             |              | 15            | 58         | 3.9    | 10       | 0       |           |        |
| 10/02              | W | 27- 7 | at Tampa Bay    | 60,375       |            |             |              | 20            | 35         | 1.8    | 11       | 0       |           |        |
| 10/09              | L | 16-23 | Atlanta         | 76,802       |            |             |              | 4             | 33         | 8.3    | 28t      | 1       |           |        |
| 10/13              | L | 13-21 | at San Diego    | 58,904       |            |             |              | 9             | 14         | 1.6    | 6        | 0       |           |        |
| 10/24              | W | 27- 9 | Houston         | 76,865       |            |             |              | 1             | 1          | 1.0    | 1t       | 1       |           |        |
| 10/30              | W | 27-19 | San Diego       | 76,756       |            |             |              | 1             | 0          | 0.0    | 0        | 0       |           |        |
| 11/06              | L | 20-30 | at Oakland      | 54,957       |            |             |              | 264           | 974        | 3.7    | 28t      | 8       |           |        |
| 11/13              | W | 25-23 | at New Orleans  | 73,138       |            |             |              | 284           | 1237       | 4.4    | 50       | 9       |           |        |
| 11/27              |   |       | Kansas City     |              |            |             |              |               |            |        |          |         |           |        |
| 12/04              |   |       | at Jacksonville |              |            |             |              |               |            |        |          |         |           |        |
| 12/11              |   |       | at Tennessee    |              |            |             |              |               |            |        |          |         |           |        |
| 12/18              |   |       | New England     |              |            |             |              |               |            |        |          |         |           |        |
| 12/25              |   |       | at Kansas City  |              |            |             |              |               |            |        |          |         |           |        |
| 01/01              |   |       | Oakland         |              |            |             |              |               |            |        |          |         |           |        |
|                    |   |       | <b>Denv.</b>    | <b>Opp.</b>  |            |             |              |               |            |        |          |         |           |        |
| TOTAL FIRST DOWNS  |   |       | 193             | 194          |            |             |              |               |            |        |          |         |           |        |
| Rushing            |   |       | 54              | 60           |            |             |              |               |            |        |          |         |           |        |
| Passing            |   |       | 118             | 112          |            |             |              |               |            |        |          |         |           |        |
| Penalty            |   |       | 21              | 22           |            |             |              |               |            |        |          |         |           |        |
| 3rd Down: Made/Att |   |       | 51/133          | 53/140       |            |             |              |               |            |        |          |         |           |        |
| 3rd Down Pct.      |   |       | 38.3            | 37.9         |            |             |              |               |            |        |          |         |           |        |
| 4th Down: Made/Att |   |       | 5/8             | 4/11         |            |             |              |               |            |        |          |         |           |        |
| 4th Down Pct.      |   |       | 62.5            | 36.4         |            |             |              |               |            |        |          |         |           |        |
| POSSESSION AVG.    |   |       | 29:04           | 30:56        |            |             |              |               |            |        |          |         |           |        |
| TOTAL NET YARDS    |   |       | 3247            | 3180         |            |             |              |               |            |        |          |         |           |        |
| Avg. Per Game      |   |       | 324.7           | 318.0        |            |             |              |               |            |        |          |         |           |        |
| Total Plays        |   |       | 640             | 657          |            |             |              |               |            |        |          |         |           |        |
| Avg. Per Play      |   |       | 5.1             | 4.8          |            |             |              |               |            |        |          |         |           |        |
| NET YARDS RUSHING  |   |       | 974             | 1237         |            |             |              |               |            |        |          |         |           |        |
| Avg. Per Game      |   |       | 97.4            | 123.7        |            |             |              |               |            |        |          |         |           |        |
| Total Rushes       |   |       | 264             | 284          |            |             |              |               |            |        |          |         |           |        |
| NET YARDS PASSING  |   |       | 2273            | 1943         |            |             |              |               |            |        |          |         |           |        |
| Avg. Per Game      |   |       | 227.3           | 194.3        |            |             |              |               |            |        |          |         |           |        |
| Sacked/Yards Lost  |   |       | 26/148          | 29/163       |            |             |              |               |            |        |          |         |           |        |
| Gross Yards        |   |       | 2421            | 2106         |            |             |              |               |            |        |          |         |           |        |
| Att./Completions   |   |       | 350/212         | 344/193      |            |             |              |               |            |        |          |         |           |        |
| Completion Pct.    |   |       | 60.6            | 56.1         |            |             |              |               |            |        |          |         |           |        |
| Had Intercepted    |   |       | 8               | 10           |            |             |              |               |            |        |          |         |           |        |
| PUNTS/AVERAGE      |   |       | 48/46.0         | 46/50.3      |            |             |              |               |            |        |          |         |           |        |
| NET PUNTING AVG.   |   |       | 48/41.7         | 46/43.3      |            |             |              |               |            |        |          |         |           |        |
| PENALTIES/YARDS    |   |       | 72/607          | 65/579       |            |             |              |               |            |        |          |         |           |        |
| FUMBLES/BALL LOST  |   |       | 13/7            | 13/10        |            |             |              |               |            |        |          |         |           |        |
| TOUCHDOWNS         |   |       | 25              | 19           |            |             |              |               |            |        |          |         |           |        |
| Rushing            |   |       | 8               | 9            |            |             |              |               |            |        |          |         |           |        |
| Passing            |   |       | 14              | 9            |            |             |              |               |            |        |          |         |           |        |
| Returns            |   |       | 3               | 1            |            |             |              |               |            |        |          |         |           |        |
| * SCORE BY PERIODS |   |       | Q1              | Q2           | Q3         | Q4          | OT           | PTS           |            |        |          |         |           |        |
| TEAM               |   |       | 23              | 80           | 20         | 116         | 0            | 239           |            |        |          |         |           |        |
| OPPONENTS          |   |       | 60              | 43           | 46         | 40          | 0            | 189           |            |        |          |         |           |        |
| * SCORING          |   |       | TD-Ru-Pa-Rt     | K-PAT        | FG         | S           | PTS          |               |            |        |          |         |           |        |
| McManus            |   |       | 0 0 0 0         | 22/23        | 21/24      | 0           | 85           |               |            |        |          |         |           |        |
| Thomas             |   |       | 5 0 5 0         |              |            | 0           | 32           |               |            |        |          |         |           |        |
| C. Anderson        |   |       | 5 4 1 0         |              |            | 0           | 30           |               |            |        |          |         |           |        |
| Sanders            |   |       | 3 0 3 0         |              |            | 0           | 18           |               |            |        |          |         |           |        |
| Booker             |   |       | 2 2 0 0         |              |            | 0           | 12           |               |            |        |          |         |           |        |
| Bibbs              |   |       | 1 0 1 0         |              |            | 0           | 6            |               |            |        |          |         |           |        |
| Fowler             |   |       | 1 0 1 0         |              |            | 0           | 6            |               |            |        |          |         |           |        |
| Janovich           |   |       | 1 1 0 0         |              |            | 0           | 6            |               |            |        |          |         |           |        |
| Norwood            |   |       | 1 0 1 0         |              |            | 0           | 6            |               |            |        |          |         |           |        |
| Phillips TM        |   |       | 1 0 1 0         |              |            | 0           | 6            |               |            |        |          |         |           |        |
| Ray                |   |       | 1 0 0 1         |              |            | 0           | 6            |               |            |        |          |         |           |        |
| Roby               |   |       | 1 0 0 1         |              |            | 0           | 6            |               |            |        |          |         |           |        |
| Talib              |   |       | 1 0 0 1         |              |            | 0           | 6            |               |            |        |          |         |           |        |
| Taylor             |   |       | 1 0 1 0         |              |            | 0           | 6            |               |            |        |          |         |           |        |
| Thompson           |   |       | 1 1 0 0         |              |            | 0           | 6            |               |            |        |          |         |           |        |
| Parks              |   |       | 0 0 0 0         |              |            | 0           | 2            |               |            |        |          |         |           |        |
| TEAM               |   |       | 25              | 8            | 14         | 3           | 22/23        | 21/24         | 0          | 239    |          |         |           |        |
| OPPONENTS          |   |       | 19              | 9            | 9          | 1           | 16/18        | 19/22         | 1          | 189    |          |         |           |        |
| 2-Pt Conv:         |   |       | Thomas, TM      | 1-2,         | OPP        | 0-1         | SACKS:       | Miller 9.5,   | Wolfe 4.5, | Ray 4, | Crick 2, | Ware 2, |           |        |
| Barrett 1.5,       |   |       | Roby 1,         | Simmons 1,   | Ward 1,    | Williams 1, | (group) 1,   | T. Davis 0.5, | TM 29,     | OPP 26 |          |         |           |        |
| FUM/LOST:          |   |       | Booker 3/2,     | Siemian 3/2, | Lynch 2/0, | Thomas 2/2, | Norwood 1/0, | Sanders 1/0,  | Taylor 1/1 |        |          |         |           |        |
| * PASSING          |   |       | Att             | Cmp          | Yds        | Cmp%        | Yds/Att      | TD            | TD%        | Int    | Int%     | Long    | Sack/Lost | Rating |
| Siemian            |   |       | 291             | 175          | 2028       | 60.1        | 6.97         | 12            | 4.1        | 7      | 2.4      | 69t     | 19/ 108   | 85.0   |
| Lynch              |   |       | 59              | 37           | 393        | 62.7        | 6.66         | 2             | 3.4        | 1      | 1.7      | 31      | 7/ 40     | 86.3   |
| TEAM               |   |       | 350             | 212          | 2421       | 60.6        | 6.92         | 14            | 4.0        | 8      | 2.3      | 69t     | 26/ 148   | 85.2   |
| OPPONENTS          |   |       | 344             | 193          | 2106       | 56.1        | 6.12         | 9             | 2.6        | 10     | 2.9      | 53      | 29/ 163   | 71.0   |

## DENVER BRONCOS 2016 DEFENSIVE STATISTICS (7-3)

(based on press box totals)

|    | PLAYER             | TT         | UT         | AT         | Sk.       | Yds.       | Int.      | Yds.       | TFL       | QBH       | PD        | FF       | FR       |
|----|--------------------|------------|------------|------------|-----------|------------|-----------|------------|-----------|-----------|-----------|----------|----------|
| 1  | T.J. Ward          | 66         | 53         | 13         | 1         | 8          | 1         | 23         | 1         | 4         | 7         | 3        | 2        |
| 2  | Todd Davis         | 52         | 35         | 17         | 0.5       | 2.5        | 0         | 0          | 0         | 4         | 2         | 0        | 1        |
| 3  | Chris Harris Jr.   | 46         | 42         | 4          | 0         | 0          | 1         | 0          | 0         | 0         | 8         | 1        | 1        |
| 4  | Darian Stewart     | 43         | 36         | 7          | 0         | 0          | 3         | 36         | 1         | 2         | 3         | 0        | 1        |
| 5  | Brandon Marshall   | 42         | 32         | 10         | 0         | 0          | 0         | 0          | 2         | 0         | 2         | 0        | 0        |
| 6  | Von Miller         | 39         | 29         | 10         | 9.5       | 47         | 0         | 0          | 8         | 17        | 2         | 1        | 0        |
| 7  | Shane Ray          | 32         | 18         | 14         | 4         | 23.5       | 0         | 0          | 3         | 11        | 0         | 0        | 1        |
| 8  | Bradley Roby       | 31         | 27         | 4          | 1         | 0          | 1         | 51         | 0         | 0         | 6         | 1        | 0        |
| 9  | Derek Wolfe        | 30         | 21         | 9          | 4.5       | 25         | 0         | 0          | 3         | 15        | 3         | 0        | 0        |
|    | Jared Crick        | 30         | 17         | 13         | 2         | 13.5       | 0         | 0          | 4         | 10        | 4         | 1        | 0        |
| 11 | Corey Nelson       | 26         | 14         | 12         | 0         | 0          | 0         | 0          | 1         | 1         | 1         | 0        | 0        |
| 12 | Aqib Talib         | 20         | 17         | 3          | 0         | 0          | 3         | 86         | 1         | 0         | 11        | 0        | 0        |
|    | Shaquil Barrett    | 20         | 13         | 7          | 1.5       | 14.5       | 0         | 0          | 3         | 3         | 2         | 0        | 0        |
| 14 | Sylvester Williams | 19         | 13         | 6          | 1         | 7          | 0         | 0          | 3         | 5         | 0         | 0        | 0        |
| 15 | Billy Winn         | 13         | 6          | 7          | 0         | 0          | 0         | 0          | 0         | 0         | 0         | 0        | 1        |
| 16 | Will Parks         | 11         | 7          | 4          | 0         | 0          | 1         | 1          | 0         | 0         | 1         | 0        | 0        |
| 17 | Justin Simmons     | 10         | 8          | 2          | 1         | 9          | 0         | 0          | 1         | 1         | 0         | 0        | 0        |
| 18 | Adam Gotsis        | 6          | 0          | 6          | 0         | 0          | 0         | 0          | 0         | 2         | 0         | 0        | 0        |
| 19 | DeMarcus Ware      | 5          | 3          | 2          | 2         | 13         | 0         | 0          | 1         | 5         | 1         | 0        | 0        |
|    | Darius Kilgo       | 5          | 2          | 3          | 0         | 0          | 0         | 0          | 0         | 1         | 0         | 0        | 0        |
| 21 | Kayvon Webster     | 4          | 3          | 1          | 0         | 0          | 0         | 0          | 1         | 0         | 1         | 0        | 0        |
| 22 | Lorenzo Doss       | 3          | 3          | 0          | 0         | 0          | 0         | 0          | 0         | 0         | 2         | 0        | 0        |
|    | Dekoda Watson      | 3          | 2          | 1          | 0         | 0          | 0         | 0          | 0         | 0         | 0         | 0        | 0        |
| 24 | Zaire Anderson     | 1          | 1          | 0          | 0         | 0          | 0         | 0          | 0         | 0         | 0         | 0        | 0        |
|    | Shiloh Keo         | 1          | 1          | 0          | 0         | 0          | 0         | 0          | 0         | 0         | 0         | 0        | 0        |
|    | Taurean Nixon      | 1          | 1          | 0          | 0         | 0          | 0         | 0          | 0         | 0         | 0         | 0        | 0        |
| 27 | TEAM               | 0          | 0          | 0          | 1         | 0          | 0         | 0          | 0         | 0         | 0         | 0        | 0        |
|    | <b>TOTALS</b>      | <b>559</b> | <b>404</b> | <b>155</b> | <b>29</b> | <b>163</b> | <b>10</b> | <b>197</b> | <b>33</b> | <b>81</b> | <b>56</b> | <b>7</b> | <b>7</b> |

## SPECIAL TEAMS STATISTICS (based on press box totals)

|    | PLAYER          | TT        | UT        | AT       | FF       | FR       | BK       | BP       | TD       |
|----|-----------------|-----------|-----------|----------|----------|----------|----------|----------|----------|
| 1  | Dekoda Watson   | 8         | 5         | 3        | 0        | 0        | 0        | 0        | 0        |
| 2  | Corey Nelson    | 7         | 7         | 0        | 0        | 0        | 0        | 0        | 0        |
|    | Zaire Anderson  | 7         | 5         | 2        | 1        | 0        | 0        | 0        | 0        |
| 4  | Will Parks      | 3         | 3         | 0        | 0        | 1        | 0        | 0        | 0        |
|    | Kayvon Webster  | 3         | 3         | 0        | 0        | 0        | 0        | 0        | 0        |
|    | Cody Latimer    | 3         | 3         | 0        | 0        | 0        | 0        | 0        | 0        |
|    | Shaquil Barrett | 3         | 1         | 2        | 0        | 0        | 1        | 0        | 0        |
| 8  | Justin Simmons  | 2         | 2         | 0        | 0        | 0        | 1        | 0        | 0        |
|    | Andy Janovich   | 2         | 2         | 0        | 0        | 0        | 0        | 0        | 0        |
|    | Bennie Fowler   | 2         | 2         | 0        | 0        | 0        | 0        | 0        | 0        |
|    | Brandon McManus | 2         | 2         | 0        | 0        | 0        | 0        | 0        | 0        |
|    | Kapri Bibbs     | 2         | 2         | 0        | 0        | 0        | 0        | 0        | 0        |
|    | Jordan Taylor   | 2         | 1         | 1        | 0        | 1        | 0        | 0        | 0        |
| 14 | Shiloh Keo      | 1         | 1         | 0        | 0        | 2        | 0        | 0        | 0        |
|    | Casey Kreiter   | 1         | 1         | 0        | 0        | 0        | 0        | 0        | 0        |
|    | <b>TOTALS</b>   | <b>48</b> | <b>40</b> | <b>8</b> | <b>1</b> | <b>4</b> | <b>2</b> | <b>0</b> | <b>0</b> |

**MIS. TACKLES:** Stephenson 3, Okung 2, Booker 1, Garcia 1, Green 1, Sanders 1, Schofield 1, Siemian 1, Thomas 1

**MIS. FUMBLE RECOVERIES:** Booker 2, Bibbs 1, Lynch 1, Sanders 1

**MIS. FORCED FUMBLES:** None

**TWO-POINT CONVERSION STOPS:** None

**DEFENSIVE TOUCHDOWNS:** Talib (46-yd. INT ret. vs. Ind., 9/18),

Ray (15-yd. FUM ret. vs. Ind., 9/18), Roby (49-yd. INT ret. vs. S.D., 10/30)

**BLOCKED PUNTS:** None

**BLOCKED KICKS:** Barrett (PAT vs. S.D., 10/30), Simmons (PAT at N.O., 11/13)

# BRONCOS 2016 GAME-BY-GAME PARTICIPATION

|                     | vs. Car. (9/18) | vs. Ind. (9/18) | at Cin. (9/25) | at T.B. (10/2) | vs. Atl. (10/9) | at S.D. (10/13) | vs. Hou. (10/24) | vs. S.D. (10/30) | at Oak. (11/6) | at N.O. (11/13) | vs. K.C. (11/27) | at Jac. (12/4) | at Ten. (12/11) | vs. N.E. (12/18) | at K.C. (12/25) | vs. Oak. (1/1) | P  | S | DNP | INA |   |   |    |
|---------------------|-----------------|-----------------|----------------|----------------|-----------------|-----------------|------------------|------------------|----------------|-----------------|------------------|----------------|-----------------|------------------|-----------------|----------------|----|---|-----|-----|---|---|----|
| Anderson, C.J.      | RB              | RB              | RB             | RB             | RB              | RB              | RB               | IR               | IR             | IR              |                  |                |                 |                  |                 |                | 7  | - | 7   | -   | 0 | - | 0  |
| Anderson, Zaire     | P               | P               | P              | P              | P               | P               | P                | P                | P              | P               |                  |                |                 |                  |                 |                | 10 | - | 0   | -   | 0 | - | 0  |
| Barrett, Shaquil    | P               | P               | P              | P              | P               | P               | P                | P                | P              | P               |                  |                |                 |                  |                 |                | 10 | - | 0   | -   | 0 | - | 0  |
| Bibbs, Kapri        | P               | P               | P              | P              | P               | P               | P                | P                | P              | P               |                  |                |                 |                  |                 |                | 10 | - | 0   | -   | 0 | - | 0  |
| Booker, Devontae    | P               | P               | P              | P              | P               | P               | P                | RB               | RB             | RB              |                  |                |                 |                  |                 |                | 10 | - | 3   | -   | 0 | - | 0  |
| Crick, Jared        | DE              | DE              | DE             | DE             | DE              | DE              | DE               | DE               | DE             | DE              |                  |                |                 |                  |                 |                | 9  | - | 9   | -   | 0 | - | 0  |
| Davis, Austin       | INA             | INA             | INA            | INA            | DNP             | INA             | INA              | INA              | INA            | INA             |                  |                |                 |                  |                 |                | 0  | - | 0   | -   | 1 | - | 9  |
| Davis, Todd         | ILB             | ILB             | ILB            | ILB            | ILB             | ILB             | ILB              | ILB              | ILB            | ILB             |                  |                |                 |                  |                 |                | 10 | - | 10  | -   | 0 | - | 0  |
| Derby, A.J.         | NWT             | NWT             | NWT            | NWT            | NWT             | NWT             | NWT              | INA              | TE             | P               |                  |                |                 |                  |                 |                | 6* | - | 1   | -   | 0 | - | 4* |
| Dixon, Riley        | P               | P               | P              | P              | P               | P               | P                | P                | P              | P               |                  |                |                 |                  |                 |                | 10 | - | 0   | -   | 0 | - | 0  |
| Doss, Lorenzo       | INA             | INA             | INA            | INA            | P               | INA             | INA              | P                | P              | P               |                  |                |                 |                  |                 |                | 4  | - | 0   | -   | 0 | - | 6  |
| Ferentz, James      | DNP             | P               | P              | DNP            | DNP             | DNP             | P                | P                | P              | DNP             |                  |                |                 |                  |                 |                | 4  | - | 0   | -   | 6 | - | 0  |
| Fowler, Bennie      | INA             | INA             | P              | P              | P               | P               | P                | P                | P              | P               |                  |                |                 |                  |                 |                | 8  | - | 0   | -   | 0 | - | 2  |
| Garcia, Max         | LG              | LG              | LG             | LG             | LG              | LG              | LG               | LG               | LG             | LG              |                  |                |                 |                  |                 |                | 10 | - | 10  | -   | 0 | - | 0  |
| Gotsis, Adam        | P               | P               | P              | P              | P               | P               | P                | P                | P              | P               |                  |                |                 |                  |                 |                | 10 | - | 0   | -   | 0 | - | 0  |
| Green, Virgil       | TE              | P               | INA            | INA            | INA             | TE              | TE               | TE               | TE             | TE              |                  |                |                 |                  |                 |                | 7  | - | 6   | -   | 0 | - | 3  |
| Harris Jr., Chris   | RCB             | RCB             | RCB            | RCB            | RCB             | RCB             | RCB              | RCB              | RCB            | RCB             |                  |                |                 |                  |                 |                | 10 | - | 10  | -   | 0 | - | 0  |
| Heuerman, Jeff      | INA             | INA             | P              | P              | P               | INA             | P                | P                | P              | P               |                  |                |                 |                  |                 |                | 7  | - | 0   | -   | 0 | - | 3  |
| Janovich, Andy      | P               | P               | FB             | P              | FB              | P               | FB               | FB               | P              | P               |                  |                |                 |                  |                 |                | 10 | - | 4   | -   | 0 | - | 0  |
| Keo, Shiloh         | SUS             | SUS             | P              | INA            | P               | P               | INA              | NWT              | NWT            | NWT             |                  |                |                 |                  |                 |                | 3  | - | 0   | -   | 0 | - | 2  |
| Kilgo, Darius       | P               | P               | P              | P              | P               | P               | P                | P                | INA            | P               |                  |                |                 |                  |                 |                | 9  | - | 0   | -   | 0 | - | 1  |
| Kreiter, Casey      | P               | P               | P              | P              | P               | P               | P                | P                | P              | P               |                  |                |                 |                  |                 |                | 10 | - | 0   | -   | 0 | - | 0  |
| Latimer, Cody       | P               | WR              | P              | P              | P               | P               | INA              | INA              | INA            | P               |                  |                |                 |                  |                 |                | 7  | - | 1   | -   | 0 | - | 3  |
| Lynch, Paxton       | DNP             | DNP             | DNP            | P              | QB              | DNP             | DNP              | DNP              | DNP            | DNP             |                  |                |                 |                  |                 |                | 2  | - | 1   | -   | 8 | - | 0  |
| Marshall, Brandon   | ILB             | ILB             | ILB            | ILB            | ILB             | ILB             | ILB              | INA              | ILB            | ILB             |                  |                |                 |                  |                 |                | 9  | - | 9   | -   | 0 | - | 1  |
| McGovern, Connor    | INA             | INA             | INA            | INA            | INA             | INA             | INA              | INA              | INA            | INA             |                  |                |                 |                  |                 |                | 0  | - | 0   | -   | 0 | - | 10 |
| McManus, Brandon    | P               | P               | P              | P              | P               | P               | P                | P                | P              | P               |                  |                |                 |                  |                 |                | 10 | - | 0   | -   | 0 | - | 0  |
| Miller, Von         | SLB             | SLB             | SLB            | SLB            | SLB             | SLB             | SLB              | SLB              | SLB            | SLB             |                  |                |                 |                  |                 |                | 10 | - | 10  | -   | 0 | - | 0  |
| Nelson, Corey       | P               | P               | P              | P              | P               | P               | P                | ILB              | P              | P               |                  |                |                 |                  |                 |                | 10 | - | 1   | -   | 0 | - | 0  |
| Nixon, Taurean      | PS              | PS              | PS             | PS             | PS              | PS              | PS               | PS               | P              | INA             |                  |                |                 |                  |                 |                | 1  | - | 0   | -   | 0 | - | 1  |
| Norwood, Jordan     | WR              | WR              | P              | WR             | P               | WR              | P                | P                | P              | WR              |                  |                |                 |                  |                 |                | 10 | - | 5   | -   | 0 | - | 0  |
| Okung, Russell      | LT              | LT              | LT             | LT             | LT              | LT              | LT               | LT               | LT             | LT              |                  |                |                 |                  |                 |                | 10 | - | 10  | -   | 0 | - | 0  |
| Paradis, Matt       | C               | C               | C              | C              | C               | C               | C                | C                | C              | C               |                  |                |                 |                  |                 |                | 10 | - | 10  | -   | 0 | - | 0  |
| Parks, Will         | P               | P               | P              | P              | P               | P               | P                | P                | P              | P               |                  |                |                 |                  |                 |                | 10 | - | 0   | -   | 0 | - | 0  |
| Peko, Kyle          | INA             | INA             | PS             | PS             | PS              | PS              | PS               | PS               | PS             | PS              |                  |                |                 |                  |                 |                | 0  | - | 0   | -   | 0 | - | 2  |
| Phillips, John      | P               | P               | TE             | TE             | TE              | P               | P                | P                | NWT            | NWT             |                  |                |                 |                  |                 |                | 8  | - | 3   | -   | 0 | - | 0  |
| Ray, Shane          | P               | P               | WLB            | WLB            | WLB             | WLB             | WLB              | WLB              | WLB            | WLB             |                  |                |                 |                  |                 |                | 10 | - | 8   | -   | 0 | - | 0  |
| Roby, Bradley       | P               | P               | P              | P              | P               | P               | P                | LCB              | LCB            | LCB             |                  |                |                 |                  |                 |                | 10 | - | 3   | -   | 0 | - | 0  |
| Sambrailo, Ty       | INA             | INA             | RT             | RT             | RT              | INA             | P                | P                | DNP            | P               |                  |                |                 |                  |                 |                | 6  | - | 3   | -   | 1 | - | 3  |
| Sanders, Emmanuel   | WR              | WR              | WR             | WR             | WR              | WR              | WR               | WR               | WR             | WR              |                  |                |                 |                  |                 |                | 10 | - | 10  | -   | 0 | - | 0  |
| Schofield, Michael  | RG              | RG              | RG             | RG             | RG              | RG              | RG               | RG               | RG             | RG              |                  |                |                 |                  |                 |                | 10 | - | 10  | -   | 0 | - | 0  |
| Siemian, Trevor     | QB              | QB              | QB             | QB             | INA             | QB              | QB               | QB               | QB             | QB              |                  |                |                 |                  |                 |                | 9  | - | 9   | -   | 0 | - | 1  |
| Simmons, Justin     | P               | P               | INA            | P              | INA             | INA             | P                | P                | P              | P               |                  |                |                 |                  |                 |                | 7  | - | 0   | -   | 0 | - | 3  |
| Stephenson, Donald  | RT              | RT              | INA            | INA            | INA             | RT              | RT               | RT               | RT             | RT              |                  |                |                 |                  |                 |                | 7  | - | 7   | -   | 0 | - | 3  |
| Stewart, Darian     | FS              | FS              | FS             | FS             | FS              | FS              | FS               | FS               | FS             | FS              |                  |                |                 |                  |                 |                | 10 | - | 10  | -   | 0 | - | 0  |
| Talib, Aqib         | LCB             | LCB             | LCB            | LCB            | LCB             | LCB             | LCB              | INA              | INA            | INA             |                  |                |                 |                  |                 |                | 7  | - | 7   | -   | 0 | - | 3  |
| Taylor, Jordan      | P               | P               | P              | P              | P               | P               | P                | P                | P              | P               |                  |                |                 |                  |                 |                | 10 | - | 0   | -   | 0 | - | 0  |
| Thomas, Demaryius   | WR              | WR              | WR             | WR             | WR              | WR              | WR               | WR               | WR             | WR              |                  |                |                 |                  |                 |                | 10 | - | 10  | -   | 0 | - | 0  |
| Thompson, Juwan     | PS              | PS              | PS             | PS             | PS              | PS              | PS               | P                | P              | INA             |                  |                |                 |                  |                 |                | 2  | - | 0   | -   | 0 | - | 1  |
| Turner, Billy       | NWT             | NWT             | NWT            | NWT            | NWT             | NWT             | INA              | INA              | INA            | INA             |                  |                |                 |                  |                 |                | 5* | - | 2*  | -   | 0 | - | 4* |
| Ward, T.J.          | SS              | SS              | SS             | SS             | SS              | SS              | SS               | SS               | SS             | SS              |                  |                |                 |                  |                 |                | 10 | - | 10  | -   | 0 | - | 0  |
| Ware, DeMarcus      | WLB             | WLB             | INA            | INA            | INA             | INA             | INA              | P                | P              | P               |                  |                |                 |                  |                 |                | 5  | - | 2   | -   | 0 | - | 5  |
| Watson, Dekoda      | P               | P               | P              | P              | P               | P               | P                | P                | P              | P               |                  |                |                 |                  |                 |                | 10 | - | 0   | -   | 0 | - | 0  |
| Webster, Kayvon     | P               | P               | P              | P              | INA             | P               | P                | P                | INA            | P               |                  |                |                 |                  |                 |                | 8  | - | 0   | -   | 0 | - | 2  |
| Weems, Darrion      | P               | P               | P              | P              | P               | P               | NWT              | NWT              | NWT            | NWT             |                  |                |                 |                  |                 |                | 6  | - | 0   | -   | 0 | - | 0  |
| Williams, Sylvester | NT              | NT              | NT             | NT             | NT              | NT              | NT               | NT               | NT             | NT              |                  |                |                 |                  |                 |                | 10 | - | 10  | -   | 0 | - | 0  |
| Winn, Billy         | P               | P               | P              | P              | P               | P               | P                | P                | P              | DE              |                  |                |                 |                  |                 |                | 10 | - | 1   | -   | 0 | - | 0  |
| Wolfe, Derek        | DE              | DE              | DE             | DE             | DE              | DE              | DE               | DE               | DE             | INA             |                  |                |                 |                  |                 |                | 9  | - | 9   | -   | 0 | - | 1  |

KEY: IR-injured reserve; DNP-did not play; NFI-non-football injury; NWT-not with team; PS-practice squad; SUS-suspended

\*Includes games with other NFL teams



**DENVER BRONCOS 2016 PLAY COUNTS**

| Quarterbacks   |     |   |    |       |         |        |       |         |        |        |          |         |
|----------------|-----|---|----|-------|---------|--------|-------|---------|--------|--------|----------|---------|
| Name           | Pos | G | GS | OffPI | OffPI/G | OffPI% | DefPI | DefPI/G | DefPI% | SpTmPI | SpTmPI/G | SpTmPI% |
| Trevor Siemian | QB  | 9 | 9  | 559   | 62.1    | 91.6   | 0     | 0.0     | 0.0    | 0      | 0.0      | 0.0     |
| Paxton Lynch   | QB  | 2 | 1  | 121   | 60.5    | 85.2   | 0     | 0.0     | 0.0    | 0      | 0.0      | 0.0     |

| Running Backs   |     |    |    |       |         |        |       |         |        |        |          |         |
|-----------------|-----|----|----|-------|---------|--------|-------|---------|--------|--------|----------|---------|
| Name            | Pos | G  | GS | OffPI | OffPI/G | OffPI% | DefPI | DefPI/G | DefPI% | SpTmPI | SpTmPI/G | SpTmPI% |
| C.J. Anderson   | RB  | 7  | 7  | 313   | 44.7    | 65.9   | 0     | 0.0     | 0.0    | 0      | 0.0      | 0.0     |
| Devontae Booker | RB  | 10 | 3  | 293   | 29.3    | 43.1   | 0     | 0.0     | 0.0    | 0      | 0.0      | 0.0     |
| Andy Janovich   | FB  | 10 | 4  | 203   | 20.3    | 29.9   | 0     | 0.0     | 0.0    | 178    | 17.8     | 62.0    |
| Kapri Bibbs     | RB  | 10 | 0  | 53    | 5.3     | 7.8    | 0     | 0.0     | 0.0    | 176    | 17.6     | 61.3    |
| Juwan Thompson  | RB  | 2  | 0  | 1     | 0.5     | 0.8    | 0     | 0.0     | 0.0    | 24     | 12.0     | 39.3    |

| Receivers        |     |    |    |       |         |        |       |         |        |        |          |         |
|------------------|-----|----|----|-------|---------|--------|-------|---------|--------|--------|----------|---------|
| Name             | Pos | G  | GS | OffPI | OffPI/G | OffPI% | DefPI | DefPI/G | DefPI% | SpTmPI | SpTmPI/G | SpTmPI% |
| Emmanuel Sanders | WR  | 10 | 10 | 580   | 58.0    | 85.3   | 0     | 0.0     | 0.0    | 0      | 0.0      | 0.0     |
| Demaryius Thomas | WR  | 10 | 10 | 557   | 55.7    | 81.9   | 0     | 0.0     | 0.0    | 2      | 0.2      | 0.7     |
| Jordan Norwood   | WR  | 10 | 5  | 368   | 36.8    | 54.1   | 0     | 0.0     | 0.0    | 58     | 5.8      | 20.2    |
| Virgil Green     | TE  | 7  | 6  | 326   | 46.6    | 69.2   | 0     | 0.0     | 0.0    | 38     | 5.4      | 18.8    |
| John Phillips    | TE  | 8  | 3  | 151   | 18.9    | 28.0   | 0     | 0.0     | 0.0    | 69     | 8.6      | 30.3    |
| Jordan Taylor    | WR  | 10 | 0  | 134   | 13.4    | 19.7   | 0     | 0.0     | 0.0    | 116    | 11.6     | 40.4    |
| Bennie Fowler    | WR  | 8  | 0  | 126   | 15.8    | 22.9   | 0     | 0.0     | 0.0    | 121    | 15.1     | 51.9    |
| Jeff Heuerman    | TE  | 7  | 0  | 116   | 16.6    | 24.3   | 0     | 0.0     | 0.0    | 0      | 0.0      | 0.0     |
| Cody Latimer     | WR  | 7  | 1  | 113   | 16.1    | 22.8   | 0     | 0.0     | 0.0    | 106    | 15.1     | 54.1    |
| A.J. Derby       | TE  | 2  | 1  | 51    | 25.5    | 36.4   | 0     | 0.0     | 0.0    | 13     | 6.5      | 22.0    |

| Offensive Linemen |     |    |    |       |         |        |       |         |        |        |          |         |
|-------------------|-----|----|----|-------|---------|--------|-------|---------|--------|--------|----------|---------|
| Name              | Pos | G  | GS | OffPI | OffPI/G | OffPI% | DefPI | DefPI/G | DefPI% | SpTmPI | SpTmPI/G | SpTmPI% |
| Max Garcia        | G   | 10 | 10 | 680   | 68.0    | 100.0  | 0     | 0.0     | 0.0    | 47     | 4.7      | 16.4    |
| Michael Schofield | T   | 10 | 10 | 680   | 68.0    | 100.0  | 0     | 0.0     | 0.0    | 47     | 4.7      | 16.4    |
| Matt Paradis      | C   | 10 | 10 | 680   | 68.0    | 100.0  | 0     | 0.0     | 0.0    | 47     | 4.7      | 16.4    |
| Russell Okung     | T   | 10 | 10 | 667   | 66.7    | 98.1   | 0     | 0.0     | 0.0    | 47     | 4.7      | 16.4    |
| Donald Stephenson | T   | 7  | 7  | 377   | 53.9    | 80.0   | 0     | 0.0     | 0.0    | 28     | 4.0      | 13.9    |
| Ty Sambrailo      | T   | 6  | 3  | 215   | 35.8    | 50.9   | 0     | 0.0     | 0.0    | 13     | 2.2      | 7.6     |
| Darrion Weems     | T   | 6  | 0  | 114   | 19.0    | 27.7   | 0     | 0.0     | 0.0    | 25     | 4.2      | 14.8    |
| James Ferentz     | C   | 3  | 0  | 2     | 0.7     | 1.0    | 0     | 0.0     | 0.0    | 6      | 2.0      | 6.7     |
| Casey Kreiter     | C   | 10 | 0  | 0     | 0.0     | 0.0    | 0     | 0.0     | 0.0    | 95     | 9.5      | 33.1    |

| Defensive Linemen  |     |    |    |       |         |        |       |         |        |        |          |         |
|--------------------|-----|----|----|-------|---------|--------|-------|---------|--------|--------|----------|---------|
| Name               | Pos | G  | GS | OffPI | OffPI/G | OffPI% | DefPI | DefPI/G | DefPI% | SpTmPI | SpTmPI/G | SpTmPI% |
| Jared Crick        | DE  | 10 | 10 | 0     | 0.0     | 0.0    | 582   | 58.2    | 82.3   | 77     | 7.7      | 26.8    |
| Derek Wolfe        | DE  | 9  | 9  | 0     | 0.0     | 0.0    | 448   | 49.8    | 68.3   | 29     | 3.2      | 11.2    |
| Sylvester Williams | NT  | 10 | 10 | 0     | 0.0     | 0.0    | 406   | 40.6    | 57.4   | 46     | 4.6      | 16.0    |
| Billy Winn         | DE  | 10 | 1  | 0     | 0.0     | 0.0    | 209   | 20.9    | 29.6   | 37     | 3.7      | 12.9    |
| Adam Gotsis        | DE  | 10 | 0  | 0     | 0.0     | 0.0    | 103   | 10.3    | 14.6   | 10     | 1.0      | 3.5     |
| Darius Kilgo       | NT  | 9  | 0  | 0     | 0.0     | 0.0    | 81    | 9.0     | 13.1   | 5      | 0.6      | 2.0     |

| Linebackers      |     |    |    |       |         |        |       |         |        |        |          |         |
|------------------|-----|----|----|-------|---------|--------|-------|---------|--------|--------|----------|---------|
| Name             | Pos | G  | GS | OffPI | OffPI/G | OffPI% | DefPI | DefPI/G | DefPI% | SpTmPI | SpTmPI/G | SpTmPI% |
| Von Miller       | LB  | 10 | 10 | 0     | 0.0     | 0.0    | 562   | 56.2    | 79.5   | 0      | 0.0      | 0.0     |
| Brandon Marshall | LB  | 9  | 8  | 0     | 0.0     | 0.0    | 482   | 53.6    | 77.0   | 31     | 3.4      | 12.0    |
| Todd Davis       | LB  | 10 | 10 | 0     | 0.0     | 0.0    | 447   | 44.7    | 63.2   | 60     | 6.0      | 20.9    |
| Shane Ray        | LB  | 10 | 7  | 0     | 0.0     | 0.0    | 434   | 43.4    | 61.4   | 0      | 0.0      | 0.0     |
| Shaquil Barrett  | LB  | 10 | 0  | 0     | 0.0     | 0.0    | 258   | 25.8    | 36.5   | 139    | 13.9     | 48.4    |
| Corey Nelson     | LB  | 10 | 2  | 0     | 0.0     | 0.0    | 220   | 22.0    | 31.1   | 195    | 19.5     | 67.9    |
| DeMarcus Ware    | LB  | 5  | 3  | 0     | 0.0     | 0.0    | 131   | 26.2    | 35.8   | 0      | 0.0      | 0.0     |
| Dekoda Watson    | LB  | 10 | 0  | 0     | 0.0     | 0.0    | 39    | 3.9     | 5.5    | 236    | 23.6     | 82.2    |
| Zaire Anderson   | LB  | 10 | 0  | 0     | 0.0     | 0.0    | 11    | 1.1     | 1.6    | 162    | 16.2     | 56.4    |

| Defensive Backs  |     |    |    |       |         |        |       |         |        |        |          |         |
|------------------|-----|----|----|-------|---------|--------|-------|---------|--------|--------|----------|---------|
| Name             | Pos | G  | GS | OffPI | OffPI/G | OffPI% | DefPI | DefPI/G | DefPI% | SpTmPI | SpTmPI/G | SpTmPI% |
| T.J. Ward        | S   | 10 | 10 | 0     | 0.0     | 0.0    | 684   | 68.4    | 96.7   | 0      | 0.0      | 0.0     |
| Chris Harris Jr. | CB  | 10 | 10 | 0     | 0.0     | 0.0    | 682   | 68.2    | 96.5   | 0      | 0.0      | 0.0     |
| Darian Stewart   | S   | 10 | 10 | 0     | 0.0     | 0.0    | 680   | 68.0    | 96.2   | 42     | 4.2      | 14.6    |
| Bradley Roby     | CB  | 10 | 3  | 0     | 0.0     | 0.0    | 461   | 46.1    | 65.2   | 21     | 2.1      | 7.3     |
| Aqib Talib       | CB  | 7  | 7  | 0     | 0.0     | 0.0    | 444   | 63.4    | 91.2   | 28     | 4.0      | 14.1    |
| Will Parks       | S   | 10 | 0  | 0     | 0.0     | 0.0    | 169   | 16.9    | 23.9   | 197    | 19.7     | 68.6    |
| Justin Simmons   | S   | 7  | 0  | 0     | 0.0     | 0.0    | 110   | 15.7    | 21.7   | 135    | 19.3     | 67.5    |
| Lorenzo Doss     | CB  | 4  | 0  | 0     | 0.0     | 0.0    | 75    | 18.8    | 26.1   | 23     | 5.8      | 19.5    |
| Kayvon Webster   | CB  | 8  | 0  | 0     | 0.0     | 0.0    | 51    | 6.4     | 9.2    | 139    | 17.4     | 61.8    |
| Taurean Nixon    | CB  | 1  | 0  | 0     | 0.0     | 0.0    | 5     | 5.0     | 5.7    | 17     | 17.0     | 53.1    |
| Shiloh Keo       | S   | 3  | 0  | 0     | 0.0     | 0.0    | 1     | 0.3     | 0.5    | 69     | 23.0     | 79.3    |

| Special Teams   |     |    |    |       |         |        |       |         |        |        |          |         |
|-----------------|-----|----|----|-------|---------|--------|-------|---------|--------|--------|----------|---------|
| Name            | Pos | G  | GS | OffPI | OffPI/G | OffPI% | DefPI | DefPI/G | DefPI% | SpTmPI | SpTmPI/G | SpTmPI% |
| Brandon McManus | K   | 10 | 0  | 0     | 0.0     | 0.0    | 0     | 0.0     | 0.0    | 103    | 10.3     | 35.9    |
| Riley Dixon     | P   | 10 | 0  | 0     | 0.0     | 0.0    | 0     | 0.0     | 0.0    | 96     | 9.6      | 33.4    |



**BRONCOS 2016 GAME-BY-GAME STATISTICS**

|                               | vs. Car. (9/8) | vs. Ind. (9/18) | at Cin. (9/25) | at T. B. (10/2) | vs. Atl. (10/9) | at S. D. (10/13) | vs. Hou. (10/24) | vs S. D. (10/30) | at Oak. (11/6) | at N. O. (11/13) | vs. K. C. (11/27) | at Jack. (12/4) | at Tenn. (12/11) | vs N. E. (12/16) | at K. C. (12/25) | vs. Oak. (1/1) | REG. SEASON TOTAL |
|-------------------------------|----------------|-----------------|----------------|-----------------|-----------------|------------------|------------------|------------------|----------------|------------------|-------------------|-----------------|------------------|------------------|------------------|----------------|-------------------|
| <b>First Downs</b>            |                |                 |                |                 |                 |                  |                  |                  |                |                  |                   |                 |                  |                  |                  |                |                   |
| Total                         | 21             | 24              | 21             | 22              | 18              | 16               | 19               | 15               | 13             | 24               |                   |                 |                  |                  |                  |                | 193               |
| Rushing                       | 9              | 7               | 3              | 4               | 5               | 6                | 11               | 5                | 1              | 3                |                   |                 |                  |                  |                  |                | 54                |
| Passing                       | 11             | 13              | 13             | 14              | 10              | 10               | 9                | 10               | 9              | 20               |                   |                 |                  |                  |                  |                | 119               |
| Penalty                       | 1              | 4               | 5              | 4               | 3               | 0                | 0                | 0                | 3              | 1                |                   |                 |                  |                  |                  |                | 21                |
| <b>Third-Down Efficiency</b>  |                |                 |                |                 |                 |                  |                  |                  |                |                  |                   |                 |                  |                  |                  |                |                   |
| Converted                     | 5              | 5               | 6              | 3               | 4               | 6                | 3                | 5                | 3              | 11               |                   |                 |                  |                  |                  |                | 51                |
| Attempts                      | 10             | 11              | 12             | 13              | 16              | 15               | 11               | 15               | 11             | 19               |                   |                 |                  |                  |                  |                | 133               |
| Efficiency                    | 50.0%          | 45.0%           | 50.0%          | 23.0%           | 25.0%           | 40.0%            | 27.0%            | 33.0%            | 27.0%          | 58.0%            |                   |                 |                  |                  |                  |                | 38.3%             |
| <b>Fourth-Down Efficiency</b> |                |                 |                |                 |                 |                  |                  |                  |                |                  |                   |                 |                  |                  |                  |                |                   |
| Converted                     | 1              | 0               | 0              | 0               | 4               | 0                | 0                | 0                | 0              | 0                |                   |                 |                  |                  |                  |                | 5                 |
| Attempts                      | 1              | 0               | 0              | 0               | 4               | 1                | 0                | 1                | 1              | 0                |                   |                 |                  |                  |                  |                | 8                 |
| Efficiency                    | 100.0%         | 0.0%            | 0.0%           | 0.0%            | 100.0%          | 0.0%             | 0.0%             | 0.0%             | 0.0%           | 0.0%             |                   |                 |                  |                  |                  |                | 62.5%             |
| <b>Total Offense</b>          |                |                 |                |                 |                 |                  |                  |                  |                |                  |                   |                 |                  |                  |                  |                |                   |
| Net Yards                     | 307            | 400             | 355            | 307             | 267             | 304              | 347              | 324              | 299            | 337              |                   |                 |                  |                  |                  |                | 3247              |
| Plays                         | 57             | 65              | 60             | 67              | 65              | 68               | 60               | 64               | 51             | 83               |                   |                 |                  |                  |                  |                | 640               |
| Avg./play                     | 5.4            | 6.2             | 5.9            | 4.6             | 4.1             | 4.5              | 5.8              | 5.1              | 5.9            | 4.1              |                   |                 |                  |                  |                  |                | 5.1               |
| <b>Rushing</b>                |                |                 |                |                 |                 |                  |                  |                  |                |                  |                   |                 |                  |                  |                  |                |                   |
| Net Yards                     | 148            | 134             | 52             | 89              | 84              | 84               | 190              | 57               | 33             | 103              |                   |                 |                  |                  |                  |                | 974               |
| Attempts                      | 29             | 31              | 23             | 32              | 24              | 16               | 35               | 25               | 12             | 37               |                   |                 |                  |                  |                  |                | 264               |
| Avg./rush                     | 5.1            | 4.3             | 2.3            | 2.8             | 3.5             | 5.3              | 5.4              | 2.3              | 2.8            | 2.8              |                   |                 |                  |                  |                  |                | 3.7               |
| TFL - yds.                    | 1-1            | 4-5             | 2-2            | 3-5             | 0-0             | 2-6              | 0-0              | 5-9              | 1-2            | 2-5              |                   |                 |                  |                  |                  |                | 20-35             |
| <b>Passing</b>                |                |                 |                |                 |                 |                  |                  |                  |                |                  |                   |                 |                  |                  |                  |                |                   |
| Net Yards                     | 159            | 266             | 303            | 218             | 183             | 220              | 157              | 267              | 266            | 234              |                   |                 |                  |                  |                  |                | 2273              |
| Sacks                         | 2              | 1               | 2              | 4               | 6               | 2                | 0                | 1                | 2              | 6                |                   |                 |                  |                  |                  |                | 26                |
| Yds. Lost                     | 19             | 0               | 9              | 20              | 40              | 10               | 0                | 9                | 17             | 24               |                   |                 |                  |                  |                  |                | 148               |
| Gross Yds.                    | 178            | 266             | 312            | 238             | 223             | 230              | 157              | 276              | 283            | 258              |                   |                 |                  |                  |                  |                | 2421              |
| Attempts                      | 26             | 33              | 35             | 31              | 35              | 50               | 25               | 38               | 37             | 40               |                   |                 |                  |                  |                  |                | 350               |
| Compl.                        | 18             | 22              | 23             | 19              | 23              | 30               | 14               | 20               | 18             | 25               |                   |                 |                  |                  |                  |                | 212               |
| Pct.                          | 69.2%          | 66.7%           | 65.7%          | 61.3%           | 65.7%           | 60.0%            | 56.0%            | 52.6%            | 48.6%          | 62.5%            |                   |                 |                  |                  |                  |                | 60.6%             |
| Int.                          | 2              | 1               | 0              | 0               | 1               | 0                | 0                | 1                | 1              | 2                |                   |                 |                  |                  |                  |                | 8                 |
| Avg./play                     | 5.7            | 7.8             | 8.2            | 6.2             | 4.5             | 4.2              | 6.3              | 7.3              | 6.8            | 5.1              |                   |                 |                  |                  |                  |                | 6.9               |
| <b>Kickoffs</b>               |                |                 |                |                 |                 |                  |                  |                  |                |                  |                   |                 |                  |                  |                  |                |                   |
| No.                           | 4              | 8               | 6              | 6               | 5               | 5                | 6                | 6                | 4              | 6                |                   |                 |                  |                  |                  |                | 56                |
| In End Zone-TB                | 3-3            | 6-6             | 4-4            | 4-4             | 2-2             | 2-2              | 4-3              | 5-4              | 2-2            | 5-4              |                   |                 |                  |                  |                  |                | 37-24             |
| <b>Punts</b>                  |                |                 |                |                 |                 |                  |                  |                  |                |                  |                   |                 |                  |                  |                  |                |                   |
| No.                           | 3              | 2               | 5              | 7               | 6               | 5                | 6                | 5                | 6              | 3                |                   |                 |                  |                  |                  |                | 48                |
| Yards                         | 140            | 98              | 231            | 330             | 290             | 221              | 255              | 253              | 267            | 124              |                   |                 |                  |                  |                  |                | 2209              |
| Avg.                          | 46.7           | 49.0            | 46.2           | 47.1            | 48.3            | 44.2             | 42.5             | 50.6             | 44.5           | 41.3             |                   |                 |                  |                  |                  |                | 46.0              |
| Net Avg.                      | 42.7           | 39.0            | 41.4           | 41.9            | 43.8            | 38.6             | 40.7             | 47.8             | 39.2           | 40.0             |                   |                 |                  |                  |                  |                | 41.7              |
| Had Blocked                   | 0              | 0               | 0              | 0               | 0               | 0                | 0                | 0                | 0              | 0                |                   |                 |                  |                  |                  |                | 0                 |
| <b>Kicks, Had Blocked</b>     |                |                 |                |                 |                 |                  |                  |                  |                |                  |                   |                 |                  |                  |                  |                |                   |
| Field Goals-PATs              | 0-0            | 0-0             | 0-1            | 0-0             | 0-0             | 0-0              | 0-0              | 0-0              | 0-0            | 0-0              |                   |                 |                  |                  |                  |                | 0-1               |
| <b>Punt Returns</b>           |                |                 |                |                 |                 |                  |                  |                  |                |                  |                   |                 |                  |                  |                  |                |                   |
| No.                           | 2              | 2               | 1              | 2               | 1               | 3                | 3                | 2                | 1              | 2                |                   |                 |                  |                  |                  |                | 19                |
| Yards                         | 26             | 26              | 11             | 12              | 17              | 17               | 33               | 15               | 12             | 17               |                   |                 |                  |                  |                  |                | 186               |
| Avg.                          | 13.0           | 13.0            | 11.0           | 6.0             | 17.0            | 5.7              | 11.0             | 7.5              | 12.0           | 8.5              |                   |                 |                  |                  |                  |                | 9.8               |
| <b>Kickoff Returns</b>        |                |                 |                |                 |                 |                  |                  |                  |                |                  |                   |                 |                  |                  |                  |                |                   |
| No.                           | 0              | 0               | 3              | 0               | 3               | 2                | 1                | 0                | 4              | 3                |                   |                 |                  |                  |                  |                | 16                |
| Yards                         | 0              | 0               | 83             | 0               | 65              | 46               | 19               | 0                | 79             | 0                |                   |                 |                  |                  |                  |                | 292               |
| Avg.                          | 0.0            | 0.0             | 27.7           | 0.0             | 21.7            | 23.0             | 19.0             | 0.0              | 19.8           | 0.0              |                   |                 |                  |                  |                  |                | 18.3              |
| <b>Interception Returns</b>   |                |                 |                |                 |                 |                  |                  |                  |                |                  |                   |                 |                  |                  |                  |                |                   |
| No.                           | 1              | 1               | 1              | 2               | 0               | 0                | 0                | 3                | 0              | 2                |                   |                 |                  |                  |                  |                | 10                |
| Yards                         | 0              | 46              | 1              | 40              | 0               | 0                | 0                | 97               | 0              | 11               |                   |                 |                  |                  |                  |                | 195               |
| Avg.                          | 0.0            | 46.0            | 1.0            | 20.0            | 0.0             | 0.0              | 0.0              | 32.3             | 0.0            | 5.5              |                   |                 |                  |                  |                  |                | 19.5              |
| <b>Penalties</b>              |                |                 |                |                 |                 |                  |                  |                  |                |                  |                   |                 |                  |                  |                  |                |                   |
| Number                        | 4              | 8               | 5              | 9               | 8               | 12               | 7                | 6                | 12             | 1                |                   |                 |                  |                  |                  |                | 72                |
| Yds. Lost                     | 22             | 54              | 41             | 88              | 57              | 103              | 83               | 45               | 104            | 10               |                   |                 |                  |                  |                  |                | 607               |
| <b>Fumbles</b>                |                |                 |                |                 |                 |                  |                  |                  |                |                  |                   |                 |                  |                  |                  |                |                   |
| No.                           | 1              | 0               | 1              | 0               | 3               | 2                | 1                | 4                | 1              | 0                |                   |                 |                  |                  |                  |                | 13                |
| Lost                          | 1              | 0               | 1              | 0               | 0               | 2                | 0                | 2                | 1              | 0                |                   |                 |                  |                  |                  |                | 7                 |
| <b>Touchdowns</b>             |                |                 |                |                 |                 |                  |                  |                  |                |                  |                   |                 |                  |                  |                  |                |                   |
| Total TDs                     | 3              | 3               | 4              | 3               | 1               | 1                | 3                | 3                | 2              | 2                |                   |                 |                  |                  |                  |                | 25                |
| Rush                          | 2              | 1               | 0              | 1               | 0               | 0                | 2                | 2                | 0              | 0                |                   |                 |                  |                  |                  |                | 8                 |
| Pass                          | 1              | 0               | 4              | 2               | 1               | 1                | 1                | 0                | 2              | 2                |                   |                 |                  |                  |                  |                | 14                |
| Returns                       | 0              | 2               | 0              | 0               | 0               | 0                | 0                | 1                | 0              | 0                |                   |                 |                  |                  |                  |                | 3                 |
| <b>Extra Points</b>           |                |                 |                |                 |                 |                  |                  |                  |                |                  |                   |                 |                  |                  |                  |                |                   |
| Made-Attempts                 | 3-3            | 3-3             | 2-4            | 3-3             | 1-1             | 1-1              | 3-3              | 3-3              | 2-2            | 2-2              |                   |                 |                  |                  |                  |                | 23-25             |
| Kicking Md.-Att.              | 3-3            | 2-2             | 2-3            | 3-3             | 1-1             | 1-1              | 3-3              | 3-3              | 2-2            | 2-2              |                   |                 |                  |                  |                  |                | 22-23             |
| Rushing Md.-Att.              | 0-0            | 0-0             | 0-1            | 0-0             | 0-0             | 0-0              | 0-0              | 0-0              | 0-0            | 0-0              |                   |                 |                  |                  |                  |                | 0-1               |
| Passing Md.-Att.              | 0-0            | 1-1             | 0-0            | 0-0             | 0-0             | 0-0              | 0-0              | 0-0              | 0-0            | 0-0              |                   |                 |                  |                  |                  |                | 1-1               |
| <b>Field Goals</b>            |                |                 |                |                 |                 |                  |                  |                  |                |                  |                   |                 |                  |                  |                  |                |                   |
| Made-Attempts                 | 0-0            | 4-5             | 1-1            | 2-2             | 3-3             | 2-3              | 2-2              | 2-2              | 2-2            | 3-4              |                   |                 |                  |                  |                  |                | 21-24             |
| <b>Red Zone Efficiency</b>    |                |                 |                |                 |                 |                  |                  |                  |                |                  |                   |                 |                  |                  |                  |                |                   |
| Scored-Attempts               | 1-2            | 1-4             | 2-3            | 3-4             | 1-2             | 1-2              | 3-5              | 2-6              | 0-0            | 2-5              |                   |                 |                  |                  |                  |                | 17-33             |
| Efficiency                    | 50.0%          | 25.0%           | 67.0%          | 75.0%           | 50.0%           | 50.0%            | 60.0%            | 33.0%            | 0.0%           | 40.0%            |                   |                 |                  |                  |                  |                | 51.5%             |
| <b>Goal-to-Go Efficiency</b>  |                |                 |                |                 |                 |                  |                  |                  |                |                  |                   |                 |                  |                  |                  |                |                   |
| Scored-Attempts               | 1-1            | 1-2             | 2-3            | 1-2             | 1-1             | 1-1              | 3-4              | 2-4              | 0-0            | 1-1              |                   |                 |                  |                  |                  |                | 13-19             |
| Efficiency                    | 100.0%         | 50.0%           | 67%            | 50.0%           | 100.0%          | 100.0%           | 75.0%            | 50.0%            | 0.0%           | 100.0%           |                   |                 |                  |                  |                  |                | 68.4%             |
| <b>Safeties</b>               |                |                 |                |                 |                 |                  |                  |                  |                |                  |                   |                 |                  |                  |                  |                |                   |
| Total Points                  | 21             | 34              | 29             | 27              | 16              | 13               | 27               | 27               | 20             | 25               |                   |                 |                  |                  |                  |                | 239               |
| Time of Poss. Avg.            | 27:41          | 30:41           | 27:54          | 31:24           | 31:08           | 26:32            | 30:38            | 26:52            | 18:32          | 39:22            |                   |                 |                  |                  |                  |                | 29:04             |





# DENVER BRONCOS 2016 HALF-BY-HALF STATISTICS

## FIRST HALF

|                       | 3rd Dwn. |      |      |      | 4th Dwn. |          |      | TOP   | Penalties |      |        |       |    |     |
|-----------------------|----------|------|------|------|----------|----------|------|-------|-----------|------|--------|-------|----|-----|
|                       | Pts.     | Yds. | Rush | Pass | 1st Dwn. | Md. Att. | Pct. |       | Md. Att.  | Pct. | No.    | Yds.  |    |     |
| Denver                | 7        | 178  | 95   | 92   | 10       | 3        | 5    | 60.0% | 0         | 0    | 0.0%   | 13:28 | 2  | 7   |
| vs. Car. (9/8)        | 17       | 210  | 99   | 111  | 14       | 6        | 7    | 86.0% | 0         | 0    | 0.0%   | 16:32 | 3  | 30  |
| Denver                | 13       | 294  | 79   | 215  | 16       | 3        | 6    | 50.0% | 0         | 0    | 0.0%   | 18:31 | 1  | 10  |
| vs. Ind. (9/18)       | 6        | 72   | 29   | 53   | 4        | 2        | 7    | 29.0% | 0         | 0    | 0.0%   | 11:29 | 1  | 16  |
| Denver                | 16       | 171  | 27   | 144  | 12       | 4        | 8    | 50.0% | 0         | 0    | 0.0%   | 15:22 | 4  | 36  |
| at Cin. (9/25)        | 14       | 166  | 103  | 63   | 10       | 3        | 5    | 60.0% | 0         | 0    | 0.0%   | 14:38 | 4  | 29  |
| Denver                | 17       | 123  | 28   | 115  | 9        | 1        | 6    | 17.0% | 0         | 0    | 0.0%   | 10:25 | 5  | 48  |
| at T.B. (10/2)        | 7        | 153  | 54   | 106  | 10       | 4        | 10   | 40.0% | 0         | 0    | 0.0%   | 19:35 | 6  | 44  |
| Denver                | 3        | 76   | 44   | 32   | 5        | 1        | 7    | 14.0% | 1         | 1    | 100.0% | 12:53 | 3  | 27  |
| vs. Atl. (10/13)      | 13       | 193  | 80   | 113  | 13       | 1        | 7    | 14.0% | 2         | 2    | 100.0% | 17:07 | 4  | 43  |
| Denver                | 3        | 60   | 21   | 39   | 2        | 1        | 6    | 17.0% | 0         | 0    | 0.0%   | 9:33  | 2  | 10  |
| at S.D. (10/13)       | 10       | 173  | 25   | 148  | 11       | 3        | 7    | 43.0% | 1         | 1    | 100.0% | 20:27 | 2  | 15  |
| Denver                | 6        | 198  | 96   | 102  | 12       | 1        | 4    | 25.0% | 0         | 0    | 0.0%   | 15:03 | 4  | 37  |
| vs. Hou. (10/24)      | 14       | 123  | 77   | 46   | 4        | 3        | 9    | 33.0% | 0         | 0    | 0.0%   | 14:57 | 2  | 15  |
| Denver                | 10       | 155  | 19   | 136  | 6        | 2        | 9    | 22.0% | 0         | 0    | 0.0%   | 12:47 | 6  | 45  |
| vs. S.D. (10/30)      | 7        | 153  | 35   | 118  | 9        | 3        | 9    | 33.0% | 0         | 0    | 0.0%   | 17:13 | 4  | 25  |
| Denver                | 10       | 145  | 23   | 122  | 6        | 2        | 7    | 29.0% | 0         | 0    | 0.0%   | 10:30 | 5  | 48  |
| at Oak. (11/6)        | 20       | 241  | 124  | 117  | 16       | 3        | 7    | 43.0% | 0         | 0    | 0.0%   | 19:30 | 4  | 20  |
| Denver                | 10       | 181  | 69   | 112  | 12       | 6        | 9    | 67.0% | 0         | 0    | 0.0%   | 19:16 | 1  | 10  |
| at N.O. (11/13)       | 3        | 150  | 41   | 109  | 8        | 2        | 6    | 33.0% | 0         | 0    | 0.0%   | 10:44 | 1  | 5   |
| Denver                |          |      |      |      |          |          |      |       |           |      |        |       |    |     |
| vs. K.C. (11/27)      |          |      |      |      |          |          |      |       |           |      |        |       |    |     |
| Denver                |          |      |      |      |          |          |      |       |           |      |        |       |    |     |
| at Jac. (12/4)        |          |      |      |      |          |          |      |       |           |      |        |       |    |     |
| Denver                |          |      |      |      |          |          |      |       |           |      |        |       |    |     |
| at Tenn. (12/11)      |          |      |      |      |          |          |      |       |           |      |        |       |    |     |
| Denver                |          |      |      |      |          |          |      |       |           |      |        |       |    |     |
| vs. N.E. (12/18)      |          |      |      |      |          |          |      |       |           |      |        |       |    |     |
| Denver                |          |      |      |      |          |          |      |       |           |      |        |       |    |     |
| at K.C. (12/25)       |          |      |      |      |          |          |      |       |           |      |        |       |    |     |
| Denver                |          |      |      |      |          |          |      |       |           |      |        |       |    |     |
| vs. Oak. (1/1)        |          |      |      |      |          |          |      |       |           |      |        |       |    |     |
| DEN. REG. SEASON TOT. | 95       | 1561 | 501  | 1109 | 90       | 24       | 67   | 35.8% | 1         | 1    | 100.0% | 13:46 | 33 | 278 |
| OPP. REG. SEASON TOT. | 111      | 1634 | 667  | 984  | 99       | 30       | 74   | 40.5% | 3         | 3    | 100.0% | 16:13 | 31 | 242 |

## SECOND HALF

|                       | 3rd Dwn. |      |      |      | 4th Dwn. |          |      | TOP   | Penalties |      |        |       |    |     |
|-----------------------|----------|------|------|------|----------|----------|------|-------|-----------|------|--------|-------|----|-----|
|                       | Pts.     | Yds. | Rush | Pass | 1st Dwn. | Md. Att. | Pct. |       | Md. Att.  | Pct. | No.    | Yds.  |    |     |
| Denver                | 14       | 129  | 53   | 86   | 11       | 2        | 5    | 40.0% | 1         | 1    | 100.0% | 14:13 | 2  | 15  |
| vs. Car. (9/8)        | 3        | 123  | 58   | 83   | 7        | 3        | 8    | 37.5% | 0         | 0    | 0.0%   | 15:07 | 5  | 55  |
| Denver                | 21       | 106  | 55   | 51   | 8        | 2        | 5    | 40.0% | 0         | 0    | 0.0%   | 12:10 | 7  | 44  |
| vs. Ind. (9/18)       | 14       | 181  | 54   | 144  | 15       | 4        | 7    | 57.1% | 1         | 1    | 1.0%   | 17:50 | 7  | 78  |
| Denver                | 13       | 184  | 25   | 159  | 9        | 2        | 4    | 50.0% | 0         | 0    | 0.0%   | 12:32 | 1  | 5   |
| at Cin. (9/25)        | 3        | 166  | 40   | 123  | 10       | 2        | 7    | 28.6% | 0         | 1    | 0.0%   | 17:28 | 5  | 40  |
| Denver                | 10       | 184  | 61   | 123  | 11       | 2        | 7    | 20.0% | 0         | 0    | 0.0%   | 20:59 | 4  | 40  |
| at T.B. (10/2)        | 0        | 62   | 18   | 44   | 3        | 1        | 6    | 16.7% | 0         | 1    | 0.0%   | 9:01  | 3  | 25  |
| Denver                | 13       | 191  | 40   | 151  | 13       | 3        | 9    | 33.3% | 3         | 3    | 100.0% | 18:15 | 5  | 30  |
| vs. Atl. (10/13)      | 10       | 179  | 42   | 137  | 6        | 1        | 5    | 20.0% | 0         | 1    | 0.0%   | 11:45 | 3  | 35  |
| Denver                | 10       | 244  | 63   | 181  | 14       | 5        | 9    | 55.6% | 0         | 1    | 0.0%   | 16:59 | 10 | 93  |
| at S.D. (10/13)       | 11       | 92   | 74   | 30   | 5        | 0        | 6    | 0.0%  | 0         | 0    | 0.0%   | 13:01 | 1  | 5   |
| Denver                | 13       | 149  | 94   | 55   | 7        | 2        | 7    | 28.6% | 0         | 0    | 0.0%   | 15:35 | 3  | 46  |
| vs. Hou. (10/24)      | 3        | 178  | 63   | 85   | 10       | 4        | 9    | 44.4% | 0         | 2    | 0.0%   | 14:25 | 0  | 0   |
| Denver                | 17       | 169  | 38   | 131  | 9        | 3        | 6    | 50.0% | 0         | 0    | 0.0%   | 14:05 | 0  | 0   |
| vs. S.D. (10/30)      | 12       | 216  | 88   | 128  | 12       | 4        | 8    | 50.0% | 0         | 2    | 0.0%   | 15:55 | 4  | 27  |
| Denver                | 10       | 154  | 10   | 144  | 7        | 1        | 4    | 25.0% | 0         | 1    | 0.0%   | 8:02  | 7  | 56  |
| at Oak. (11/6)        | 10       | 156  | 94   | 62   | 14       | 2        | 7    | 28.6% | 0         | 0    | 0.0%   | 21:58 | 4  | 52  |
| Denver                | 15       | 156  | 34   | 122  | 12       | 5        | 10   | 50.0% | 0         | 0    | 0.0%   | 20:06 | 0  | 0   |
| at N.O. (11/13)       | 20       | 223  | 39   | 184  | 11       | 2        | 3    | 66.7% | 0         | 0    | 0.0%   | 9:54  | 2  | 20  |
| Denver                |          |      |      |      |          |          |      |       |           |      |        |       |    |     |
| vs. K.C. (11/27)      |          |      |      |      |          |          |      |       |           |      |        |       |    |     |
| Denver                |          |      |      |      |          |          |      |       |           |      |        |       |    |     |
| at Jac. (12/4)        |          |      |      |      |          |          |      |       |           |      |        |       |    |     |
| Denver                |          |      |      |      |          |          |      |       |           |      |        |       |    |     |
| at Tenn. (12/11)      |          |      |      |      |          |          |      |       |           |      |        |       |    |     |
| Denver                |          |      |      |      |          |          |      |       |           |      |        |       |    |     |
| vs. N.E. (12/18)      |          |      |      |      |          |          |      |       |           |      |        |       |    |     |
| Denver                |          |      |      |      |          |          |      |       |           |      |        |       |    |     |
| at K.C. (12/25)       |          |      |      |      |          |          |      |       |           |      |        |       |    |     |
| Denver                |          |      |      |      |          |          |      |       |           |      |        |       |    |     |
| vs. Oak. (1/1)        |          |      |      |      |          |          |      |       |           |      |        |       |    |     |
| DEN. REG. SEASON TOT. | 136      | 1666 | 473  | 1203 | 101      | 27       | 66   | 40.9% | 4         | 5    | 80.0%  | 15:17 | 32 | 329 |
| OPP. REG. SEASON TOT. | 86       | 1576 | 570  | 1020 | 93       | 23       | 66   | 34.8% | 1         | 8    | 12.5%  | 14:38 | 34 | 337 |

## DENVER BRONCOS 2016 TIME SPENT IN LEAD CHART

| GAME             | W/L      | LED              |              | TIED             |              | BEHIND           |              |
|------------------|----------|------------------|--------------|------------------|--------------|------------------|--------------|
|                  |          | TIME             | PCT          | TIME             | PCT          | TIME             | PCT          |
| vs. Car. (9/18)  | W, 21-20 | 9:26:00          | 15.7%        | 17:02:00         | 28.4%        | 33:32:00         | 55.9%        |
| vs. Ind. (9/18)  | W, 34-20 | 34:44:00         | 57.9%        | 22:29:00         | 37.5%        | 2:47:00          | 4.6%         |
| at Cin. (9/25)   | W, 29-17 | 31:32:00         | 52.6%        | 3:53:00          | 6.5%         | 24:35:00         | 41.0%        |
| at T.B. (10/2)   | W, 27-7  | 49:00:00         | 81.7%        | 11:00:00         | 18.3%        | 0:00:00          | 0.0%         |
| vs. Atl. (10/9)  | L, 23-16 | 0:00:00          | 0.0%         | 3:42:00          | 6.2%         | 56:18:00         | 93.8%        |
| at S.D. (10/13)  | L, 21-13 | 0:00:00          | 0.0%         | 7:00:00          | 11.7%        | 53:00:00         | 88.3%        |
| vs. Hou. (10/24) | W, 27-9  | 39:10:00         | 65.3%        | 7:49:00          | 13.0%        | 13:01:00         | 21.7%        |
| vs. S.D. (10/30) | W, 27-19 | 42:51:00         | 71.4%        | 3:55:00          | 6.5%         | 13:14:00         | 22.1%        |
| at Oak. (11/6)   | L, 30-20 | 0:00:00          | 0.0%         | 4:39:00          | 7.8%         | 55:21:00         | 92.3%        |
| at N.O. (11/13)  | W, 25-23 | 30:38:00         | 51.1%        | 20:00:00         | 33.3%        | 9:22:00          | 15.6%        |
| vs. K.C. (11/27) |          |                  |              |                  |              |                  |              |
| at Jac. (12/4)   |          |                  |              |                  |              |                  |              |
| at Ten. (12/11)  |          |                  |              |                  |              |                  |              |
| vs. N.E. (12/18) |          |                  |              |                  |              |                  |              |
| at K.C. (12/25)  |          |                  |              |                  |              |                  |              |
| vs. Oak. (1/1)   |          |                  |              |                  |              |                  |              |
| <b>TOTAL</b>     |          | <b>237:21:00</b> | <b>39.6%</b> | <b>101:29:00</b> | <b>16.9%</b> | <b>261:10:00</b> | <b>43.5%</b> |
| <b>AVERAGE</b>   |          | <b>23:44:06</b>  |              | <b>10:08:54</b>  |              | <b>26:07:00</b>  |              |

## DENVER BRONCOS 2016 REGULAR SEASON LEADERS BY CATEGORY

| Category          | Player           | AFC Rank | AFC Leader            | NFL Rank | NFL Leader             |
|-------------------|------------------|----------|-----------------------|----------|------------------------|
| Scoring           | B. McManus- 85   | 4th      | J. Lambo, S.D.- 92    | 8th      | M. Bryant, Atl.- 100   |
| Rushing Yards     | C. Anderson- 437 | 14th     | D.Murray, Ten.- 1000  | 23rd     | E. Elliott, Dal.- 1102 |
| Passing Yards     | T. Siemian- 2028 | 12th     | P. Rivers, S.D.- 2886 | 26th     | D. Brees, N.O.- 3277   |
| Passer Rating     | T. Siemian- 85.0 | 12th     | T. Brady, N.E.- 123.3 | 23rd     | T. Brady, N.E.- 123.3  |
| Receiving Yards   | D. Thomas- 678   | 9th      | A. Green, Cin.- 964   | 20th     | J. Jones, Atl.- 1105   |
| Receptions        | D. Thomas- 55    | 8th      | A. Brown, Pit.- 77    | 14th     | A. Brown, Pit.- 77     |
| Gross Punting Avg | R. Dixon- 46.0   | 8th      | P. McAfee, Ind.- 50.3 | T-15th   | P. McAfee, Ind.- 50.3  |
| Net Punting Avg   | R. Dixon- 41.7   | 3rd      | P. McAfee, Ind.- 43.0 | 8th      | S. Martin, Det.- 45.8  |
| Interceptions     | Two Players- 3   | T-4th    | Two Players- 5        | T-7th    | Three Players- 5       |
| Sacks             | V. Miller- 9.5   | 3rd      | Two Players- 10       | T-4th    | Three Players- 10      |
| Kickoff Ret. Avg  | C. Latimer- 24.7 | 15th     | Q. Enunwa, NYJ.- 54.0 | 33rd     | Q. Enunwa, NYJ.- 54.0  |
| Punt Ret. Avg     | J. Norwood- 10.3 | T-3rd    | T. Hill, K.C.- 15.8   | T-8th    | J. Crowder, Was.- 16.3 |

## HOW THE BRONCOS RANK IN THE AFC AND NFL — 2016 REGULAR SEASON

| Offense                     | Total  | AFC Rank | AFC Leader          | NFL Rank | NFL Leader          |
|-----------------------------|--------|----------|---------------------|----------|---------------------|
| Points Per Game             | 23.9   | 7th      | San Diego- 29.2     | 14th     | Atlanta- 32.0       |
| Total Yards Per Game        | 324.7  | 14th     | Oakland- 393.5      | 27th     | New Orleans- 422.0  |
| Yards Per Play              | 5.07   | 14th     | New England- 6.06   | 27th     | Atlanta- 6.73       |
| Rushing Yards Per Game      | 97.4   | 11th     | Buffalo- 157.8      | 22nd     | Buffalo- 157.8      |
| Net Passing Yds. Per Game   | 227.3  | 11th     | Oakland- 275.5      | 23rd     | New Orleans- 316.8  |
| Interceptions (fewest)      | 8      | T-6th    | New England- 1      | T-14th   | New England- 1      |
| Sacks (fewest)              | 26     | T-12th   | Oakland- 11         | T-25th   | Oakland- 11         |
| First Downs Per Game        | 19.3   | T-10th   | San Diego- 22.8     | T-20th   | New Orleans- 25.0   |
| Third-Down Efficiency       | 38.35% | 8th      | New England- 48.51% | 18th     | New Orleans- 50.36% |
| Fourth-Down Efficiency      | 62.50% | 4th      | Kansas City- 75.00% | T-7th    | Dallas - 100.0%     |
| Red-Zone Efficiency         | 48.48% | 13th     | Tennessee- 75.00%   | 26th     | Tennessee- 75.00%   |
| Kickoff Ret. Avg.           | 22.5   | 6th      | Miami- 26.9         | 12th     | Philadelphia- 33.7  |
| Punt Ret. Avg.              | 9.8    | 5th      | Kansas City- 15.1   | 13th     | Detroit- 15.5       |
| Defense                     | Total  | AFC Rank | AFC Leader          | NFL Rank | NFL Leader          |
| Points Per Game             | 18.9   | 4th      | New England- 18.0   | 9th      | Seattle- 17.3       |
| Total Yards Per Game        | 318.0  | 2nd      | Baltimore- 295.1    | 4th      | Arizona- 287.4      |
| Yards Per Play              | 4.84   | 1st      | Denver- 4.84        | 2nd      | Arizona- 4.64       |
| Rushing Yards Per Game      | 123.7  | 14th     | Baltimore- 76.0     | 29th     | Baltimore- 76.0     |
| Net Passing Yds. Per Game   | 194.3  | 1st      | Denver- 194.3       | 2nd      | Arizona- 190.2      |
| Interceptions Thrown (most) | 10     | T-4th    | Kansas City- 13     | T-5th    | Kansas City- 13     |
| Sacks (most)                | 29     | 3rd      | Buffalo- 31         | 5th      | Two Teams- 31       |
| First Downs Per Game        | 19.4   | 4th      | Baltimore- 16.1     | 7th      | Baltimore- 16.1     |
| Third-Down Efficiency       | 37.86% | 6th      | Miami- 31.54%       | 9th      | Miami- 31.54%       |
| Fourth-Down Efficiency      | 36.36% | 5th      | Houston- 12.50%     | T-7th    | Two Teams- 12.50%   |
| Red-Zone Efficiency         | 51.61% | 6th      | Pittsburgh- 42.42%  | 10th     | Pittsburgh- 42.42%  |
| Kickoff Ret. Avg.           | 16.9   | 1st      | Denver- 16.9        | 2nd      | Carolina- 16.6      |
| Punt Ret. Avg.              | 6.2    | 5th      | San Diego- 4.8      | 8th      | Los Angeles- 4.5    |

## 2016 DENVER BRONCOS WEEK-BY-WEEK NFL RANKINGS

| Game                    | OFFENSE |      |      | DEFENSE |      |      |
|-------------------------|---------|------|------|---------|------|------|
|                         | Total   | Rush | Pass | Total   | Rush | Pass |
| vs. Carolina (9/8)      | 20      | 6    | 29   | 14      | 31   | 7    |
| vs. Indianapolis (9/18) | 16      | 4    | 26   | 6       | 24   | 2    |
| at Cincinnati (9/25)    | T-21    | 14   | 20   | 7       | 27   | 4    |
| at Tampa Bay (10/2)     | 20      | 13   | 22   | 4       | 22   | 2    |
| vs Atlanta (10/9)       | 18      | 13   | 19   | 6       | 22   | 3    |
| at San Diego (10/13)    | 23      | 16   | 20   | T-4     | 22   | 1    |
| vs. Houston (10/24)     | 22      | 14   | 22   | 3       | 22   | 1    |
| vs. San Diego (10/30)   | 18      | 16   | 20   | 3       | 24   | 1    |
| at Oakland (11/6)       | 17      | 18   | 18   | 4       | 29   | 1    |
| at New Orleans (11/13)  | 14      | 18   | 18   | 5       | 28   | 1    |
| BYE WEEK                | 28      | 23   | 24   | 4       | 29   | 2    |
| vs. Kansas City (11/27) |         |      |      |         |      |      |
| at Jacksonville (12/4)  |         |      |      |         |      |      |
| at Tennessee (12/11)    |         |      |      |         |      |      |
| vs. New England (12/18) |         |      |      |         |      |      |
| at Kansas City (12/25)  |         |      |      |         |      |      |
| vs. Oakland (1/1/2017)  |         |      |      |         |      |      |

## BRONCOS 2016 TD DRIVE ANALYSIS

| Yards        | TD TD Drive |           | Possession Time | TDs       | Plays | TDs       |
|--------------|-------------|-----------|-----------------|-----------|-------|-----------|
|              | Length      | Length    |                 |           |       |           |
| 1-9 yards    | 14          | -         | 00:00-00:59     | 4         | 1     | 1         |
| 10-19 yards  | 2           | 2         | 01:00-01:59     | 2         | 2     | 3         |
| 20-29 yards  | 2           | 3         | 02:00-02:59     | 1         | 3     | 1         |
| 30-39 yards  | 1           | -         | 03:00-03:59     | 6         | 4     | 1         |
| 40-49 yards  | 1           | 1         | 04:00-04:59     | 4         | 5     | 1         |
| 50-59 yards  | 1           | 2         | 05:00-05:59     | 1         | 6     | 1         |
| 60-69 yards  | 1           | 2         | 06:00-06:59     | 2         | 7     | 4         |
| 70-79 yards  | -           | 6         | 07:00-07:59     | 2         | 8     | 1         |
| 80-89 yards  | -           | 6         | 08:00-08:59     | -         | 9     | 1         |
| 90-99 yards  | -           | -         | 09:00-09:59     | -         | 10    | 3         |
|              |             |           | 10:00-10:59     | -         | 11    | 1         |
|              |             |           | 11:00-11:59     | -         | 12    | -         |
|              |             |           | 12:00-12:59     | -         | 13    | 3         |
|              |             |           | 13:00-13:59     | -         | 14    | -         |
|              |             |           | 14:00-14:59     | -         | 15    | -         |
|              |             |           | 15:00 +         | -         | 16    | 1         |
| <b>TOTAL</b> | <b>22</b>   | <b>22</b> |                 | <b>22</b> |       | <b>22</b> |

## 2016 LONGEST/SHORTEST SCORING DRIVES

### MOST PLAYS

|           |    |  |
|-----------|----|--|
| Broncos:  | 16 | (twice, last vs. Atl., Oct. 9, TD, 78 yds., 5:42)  |
| Opponent: | 18 | (twice, last at S.D., Oct. 13, FG, 75 yds., 10:03) |

### FEWEST PLAYS

|           |   |                                       |
|-----------|---|---------------------------------------|
| Broncos:  | 1 | (at T.B., Oct. 2, TD, 11 yds., 0:05)  |
| Opponent: | 3 | (vs. Atl., Oct. 9, TD, 42 yds., 2:01) |

### MOSY YARDS

|           |    |   |
|-----------|----|---|
| Broncos:  | 85 | (at N.O., Nov. 13, TD, 13 plays, 7:15)  |
| Opponent: | 98 | (vs. S.D., Oct. 30, TD, 13 plays, 7:42) |

### FEWEST YARDS

|           |   |                                       |
|-----------|---|---------------------------------------|
| Broncos:  | 0 | (at S.D., Oct. 13, FG, 4 plays, 2:08) |
| Opponent: | 7 | (at S.D., Oct. 13, FG, 4 plays, 2:00) |

### MOST TIME

|           |       |   |
|-----------|-------|---|
| Broncos:  | 7:57  | (at T.B., Oct. 2, FG, 16 plays, 69 yds.)  |
| Opponent: | 10:03 | (at S.D., Oct. 13, FG, 18 plays, 75 yds.) |

### LEAST TIME

|           |      |  |
|-----------|------|--|
| Broncos:  | 0:05 | (at T.B., Oct. 2, TD, 1 play, 11 yds.)   |
| Opponent: | 0:29 | (at N.O., Nov. 13, FG, 5 plays, 50 yds.) |

## BRONCOS 2016 SCORING DRIVE LENGTH

| YARDS        | BRONCOS   |           | OPPONENT  |           |
|--------------|-----------|-----------|-----------|-----------|
|              | TD        | FG        | TD        | FG        |
| (MINUS)      | -         | -         | -         | -         |
| 0-9          | -         | 3         | -         | 1         |
| 10-19        | 2         | -         | -         | -         |
| 20-29        | 3         | 3         | -         | 2         |
| 30-39        | -         | -         | 2         | 2         |
| 40-49        | 1         | 5         | 1         | 3         |
| 50-59        | 2         | 3         | 1         | 6         |
| 60-69        | 2         | 3         | 1         | 2         |
| 70-79        | 6         | 4         | 8         | 3         |
| 80-89        | 6         | -         | 3         | -         |
| 90-99        | -         | -         | 2         | -         |
| <b>TOTAL</b> | <b>22</b> | <b>21</b> | <b>18</b> | <b>19</b> |

## 2016 GAME-OPENING DRIVES

|                  | BRONCOS   |           |            | OPPONENT  |           |            |
|------------------|-----------|-----------|------------|-----------|-----------|------------|
|                  | Pts.      | FD        | Yds.       | Pts.      | FD        | Yds.       |
| vs. Car. (9/18)  | 0         | 3         | 46         | 7         | 4         | 71         |
| vs. Ind. (9/18)  | 0         | 2         | 39         | 3         | 1         | 26         |
| at Cin. (9/25)   | 0         | 0         | 9          | 7         | 3         | 74         |
| at T.B. (10/2)   | 7         | 1         | 11         | 0         | 0         | 4          |
| vs. Atl. (10/9)  | 0         | 1         | 23         | 7         | 4         | 75         |
| at S.D. (10/13)  | 0         | 1         | 21         | 7         | 5         | 75         |
| vs. Hou. (10/24) | 0         | 0         | 0          | 0         | 0         | 5          |
| vs. S.D. (10/30) | 3         | 3         | 65         | 7         | 3         | 85         |
| at Oak. (11/6)   | 0         | 0         | 0          | 3         | 2         | 47         |
| at N.O. (11/13)  | 7         | 5         | 85         | 0         | 1         | 12         |
| vs. K.C. (11/27) |           |           |            |           |           |            |
| at Jac. (12/4)   |           |           |            |           |           |            |
| at Ten. (12/11)  |           |           |            |           |           |            |
| vs. N.E. (12/18) |           |           |            |           |           |            |
| at K.C. (12/25)  |           |           |            |           |           |            |
| vs. Oak. (1/1)   |           |           |            |           |           |            |
| <b>TOTAL</b>     | <b>17</b> | <b>16</b> | <b>299</b> | <b>41</b> | <b>23</b> | <b>474</b> |

## 2016 2ND HALF-OPENING DRIVES

|                  | BRONCOS   |           |            | OPPONENT  |           |            |
|------------------|-----------|-----------|------------|-----------|-----------|------------|
|                  | Pts.      | FD        | Yds.       | Pts.      | FD        | Yds.       |
| vs. Car. (9/18)  | 0         | 3         | 50         | 0         | 1         | 19         |
| vs. Ind. (9/18)  | 3         | 4         | 60         | 7         | 6         | 79         |
| at Cin. (9/25)   | 0         | 0         | 9          | 0         | 1         | 11         |
| at T.B. (10/2)   | 3         | 6         | 69         | 0         | 0         | -7         |
| vs. Atl. (10/9)  | 0         | 1         | 26         | 0         | 1         | 11         |
| at S.D. (10/13)  | 0         | 0         | -1         | 3         | 1         | 51         |
| vs. Hou. (10/24) | 0         | 0         | 9          | 3         | 3         | 72         |
| vs. S.D. (10/30) | 7         | 1         | 10         | 0         | 0         | 7          |
| at Oak. (11/6)   | 0         | 0         | 9          | 0         | 3         | 36         |
| at N.O. (11/13)  | 0         | 1         | 24         | 7         | 5         | 90         |
| vs. K.C. (11/27) |           |           |            |           |           |            |
| at Jac. (12/4)   |           |           |            |           |           |            |
| at Ten. (12/11)  |           |           |            |           |           |            |
| vs. N.E. (12/18) |           |           |            |           |           |            |
| at K.C. (12/25)  |           |           |            |           |           |            |
| vs. Oak. (1/1)   |           |           |            |           |           |            |
| <b>TOTAL</b>     | <b>13</b> | <b>16</b> | <b>265</b> | <b>20</b> | <b>21</b> | <b>369</b> |



## BRONCOS 2016 GAME-BY-GAME SCORING DRIVES

| Opponent         | Plays      | Yards       | Time        | Res. | Qtr | Scoring Play                     | Quarterback |
|------------------|------------|-------------|-------------|------|-----|----------------------------------|-------------|
| vs. Car. (9/8)   | 5          | 80          | 2:36        | TD   | 2   | Janovich 28 yd. run              | Siemian     |
|                  | 8          | 78          | 4:08        | TD   | 4   | Anderson 25 yd. run              | Siemian     |
|                  | 10         | 23          | 4:41        | TD   | 4   | Anderson 1 yd. run               | Siemian     |
| vs. Ind. (9/18)  | 7          | 70          | 2:47        | FG   | 1   | McManus 23 yd. Field Goal        | Siemian     |
|                  | 6          | 69          | 3:19        | TD   | 2   | Anderson 4 yd. run               | Siemian     |
|                  | 11         | 50          | 2:38        | FG   | 2   | McManus 43 yd. Field Goal        | Siemian     |
|                  | 13         | 60          | 6:57        | FG   | 3   | McManus 33 yd. Field Goal        | Siemian     |
|                  | 8          | 58          | 2:11        | FG   | 4   | McManus 35 yd. Field Goal        | Siemian     |
| at Cin. (9/25)   | 14         | 73          | 7:02        | FG   | 1   | McManus 20 yd. Field Goal        | Siemian     |
|                  | 3          | 46          | 1:03        | TD   | 2   | Sanders 41 yd. pass from Siemian | Siemian     |
|                  | 10         | 55          | 4:29        | TD   | 2   | Sanders 7 yd. pass from Siemian  | Siemian     |
|                  | 13         | 82          | 7:56        | TD   | 4   | Phillips 1 yd. pass from Siemian | Siemian     |
|                  | 4          | 83          | 1:39        | TD   | 4   | Thomas 55 yd. pass from Siemian  | Siemian     |
| at T.B. (10/2)   | 1          | 11          | 0:05        | TD   | 1   | Thomas 11 yd. pass from Siemian  | Siemian     |
|                  | 2          | 27          | 0:56        | TD   | 2   | Anderson 1 yd. run               | Siemian     |
|                  | 9          | 47          | 1:14        | FG   | 2   | McManus 38 yd. Field Goal        | Lynch       |
|                  | 16         | 69          | 7:57        | FG   | 3   | McManus 24 yd. Field Goal        | Lynch       |
|                  | 9          | 80          | 4:39        | TD   | 4   | Sanders 5 yd. pass from Lynch    | Lynch       |
| vs. Atl. (10/9)  | 10         | 40          | 3:54        | FG   | 2   | McManus 35 yd. Field Goal        | Lynch       |
|                  | 8          | 22          | 3:59        | FG   | 4   | McManus 46 yd. Field Goal        | Lynch       |
|                  | 16         | 78          | 5:42        | TD   | 4   | Thomas 3 yd. pass from Lynch     | Lynch       |
|                  | 7          | 44          | 1:42        | FG   | 4   | McManus 45 yd. Field Goal        | Lynch       |
| at S.D. (10/13)  | 4          | 0           | 2:08        | FG   | 2   | McManus 29 yd. Field Goal        | Siemian     |
|                  | 11         | 51          | 3:51        | TD   | 4   | Fowler 5 yd. pass form Siemian   | Siemian     |
|                  | 11         | 56          | 2:36        | FG   | 4   | McManus 46 yd. Field Goal        | Siemian     |
| vs. Hou. (10/24) | 10         | 75          | 6:11        | TD   | 2   | Anderson 7 yd. run               | Siemian     |
|                  | 7          | 68          | 3:25        | TD   | 2   | Thomas 4 yd. pass from Siemian   | Siemian     |
|                  | 7          | 72          | 3:57        | TD   | 3   | Booker 1 yd. run                 | Siemian     |
|                  | 7          | 22          | 3:20        | FG   | 4   | McManus 22 yd. Field Goal        | Siemian     |
|                  | 7          | 20          | 2:43        | FG   | 4   | McManus 32 yd. Field Goal        | Siemian     |
| vs. S.D. (10/30) | 9          | 65          | 3:55        | FG   | 1   | McManus 28 yd. Field Goal        | Siemian     |
|                  | 2          | 10          | 0:45        | TD   | 3   | Booker 3 yd. run                 | Siemian     |
|                  | 13         | 75          | 6:30        | TD   | 4   | Thompson 1 yd. run               | Siemian     |
|                  | 6          | 71          | 2:43        | FG   | 4   | McManus 22 yd. Field Goal        | Siemian     |
| at Oak. (11/6)   | 7          | 84          | 3:31        | TD   | 2   | Norwood 36 yd. pass from Siemian | Siemian     |
|                  | 7          | 43          | 1:25        | FG   | 2   | McManus 55 yd. Field Goal        | Siemian     |
|                  | 11         | 73          | 4:38        | FG   | 4   | McManus 44 yd. Field Goal        | Siemian     |
|                  | 2          | 75          | 0:51        | TD   | 4   | Bibbs 69 yd. pass from Siemian   | Siemian     |
| at N.O. (11/13)  | 13         | 85          | 7:15        | TD   | 1   | Taylor 14 yd. pass from Siemian  | Siemian     |
|                  | 4          | 7           | 1:11        | FG   | 2   | McManus 50 yd. Field Goal        | Siemian     |
|                  | 7          | 27          | 3:52        | TD   | 4   | Thomas 2 yd. pass from Siemian   | Siemian     |
|                  | 10         | 43          | 4:18        | FG   | 4   | McManus 28 yd. Field Goal        | Siemian     |
|                  | 4          | 2           | 0:18        | FG   | 4   | McManus 37 yd. Field Goal        | Siemian     |
| <b>AVERAGE</b>   | <b>8.1</b> | <b>52.8</b> | <b>3:30</b> |      |     |                                  |             |
| TD AVG.          | 7.5        | 60.6        | 3:41        |      |     |                                  |             |
| FG AVG.          | 8.7        | 44.5        | 3:18        |      |     |                                  |             |

**DENVER BRONCOS 2016 THIRD DOWN DISTANCE CHART**

| Game                  | TOTAL 3RD DOWNS |            |              | RUSHING   |           |              | PASSING   |            |              | Penalty  | 3RD DOWN TOTALS |             | YARDS GAINED |            | 3RD DOWN AVERAGES |             |
|-----------------------|-----------------|------------|--------------|-----------|-----------|--------------|-----------|------------|--------------|----------|-----------------|-------------|--------------|------------|-------------------|-------------|
|                       | Md.             | Att.       | Pct.         | Md.       | Att.      | Pct.         | Md.       | Att.       | Pct.         |          | Yds. Needed     | Yds. Gained | Run          | Pass       | Yds. Needed       | Yds. Gained |
| Denver                | 5               | 10         | 50.0%        | 3         | 3         | 100.0%       | 2         | 7          | 28.6%        | 0        | 69              | 51          | 32           | 19         | 6.9               | 5.1         |
| vs. Car. (9/8)        | 9               | 15         | 60.0%        | 1         | 2         | 50.0%        | 8         | 13         | 61.5%        | 0        | 115             | 108         | 3            | 105        | 7.7               | 7.2         |
| Denver                | 5               | 11         | 45.0%        | 1         | 3         | 33.3%        | 4         | 8          | 50.0%        | 0        | 64              | 64          | 8            | 56         | 5.8               | 5.8         |
| vs. Ind. (9/18)       | 6               | 14         | 43.0%        | 2         | 3         | 66.7%        | 4         | 11         | 36.4%        | 0        | 95              | 51          | 23           | 28         | 6.8               | 3.6         |
| Denver                | 6               | 12         | 50.0%        | 1         | 3         | 33.3%        | 5         | 9          | 55.6%        | 0        | 80              | 143         | 19           | 124        | 6.7               | 11.9        |
| at Cin. (9/25)        | 5               | 12         | 42.0%        | 2         | 3         | 66.7%        | 3         | 9          | 33.3%        | 0        | 96              | 56          | 4            | 52         | 8.0               | 4.7         |
| Denver                | 3               | 13         | 23.0%        | 0         | 4         | 0.0%         | 3         | 9          | 33.3%        | 0        | 100             | 50          | 12           | 38         | 7.7               | 3.8         |
| at T.B. (10/2)        | 5               | 16         | 31.0%        | 1         | 2         | 50.0%        | 4         | 14         | 28.6%        | 0        | 149             | 45          | 3            | 42         | 9.3               | 2.8         |
| Denver                | 4               | 16         | 25.0%        | 1         | 6         | 16.7%        | 3         | 10         | 30.0%        | 0        | 142             | 88          | 15           | 73         | 8.9               | 5.5         |
| vs. Atl. (10/13)      | 2               | 12         | 17.0%        | 0         | 2         | 0.0%         | 2         | 10         | 20.0%        | 0        | 120             | 62          | 7            | 55         | 10.0              | 5.3         |
| Denver                | 6               | 15         | 40.0%        | 1         | 2         | 50.0%        | 5         | 11         | 45.5%        | 0        | 116             | 87          | 14           | 73         | 7.7               | 5.8         |
| at S.D. (10/13)       | 3               | 13         | 23.0%        | 0         | 2         | 0.0%         | 3         | 11         | 27.3%        | 0        | 87              | 40          | 6            | 34         | 6.7               | 3.1         |
| Denver                | 3               | 11         | 27.0%        | 1         | 3         | 33.3%        | 2         | 8          | 25.0%        | 0        | 69              | 45          | 22           | 23         | 6.3               | 4.1         |
| vs. Hou. (10/24)      | 7               | 18         | 39.0%        | 5         | 5         | 100.0%       | 2         | 13         | 15.4%        | 0        | 95              | 66          | 57           | 9          | 5.3               | 3.7         |
| Denver                | 5               | 15         | 33.0%        | 3         | 3         | 100.0%       | 2         | 12         | 16.7%        | 0        | 101             | 72          | 23           | 49         | 6.7               | 4.8         |
| vs. S.D. (10/30)      | 7               | 17         | 41.2%        | 0         | 0         | 0.0%         | 7         | 17         | 41.2%        | 0        | 119             | 70          | 0            | 70         | 7.0               | 4.1         |
| Denver                | 3               | 11         | 27.0%        | 1         | 1         | 100.0%       | 2         | 10         | 20.0%        | 0        | 89              | 76          | 10           | 66         | 8.1               | 6.9         |
| at Oak. (11/6)        | 5               | 14         | 36.0%        | 3         | 5         | 60.0%        | 2         | 9          | 22.2%        | 0        | 102             | 81          | 46           | 35         | 7.1               | 5.8         |
| Denver                | 11              | 19         | 58.0%        | 2         | 3         | 66.7%        | 9         | 16         | 56.3%        | 0        | 124             | 101         | 5            | 96         | 6.5               | 5.3         |
| at N.O. (11/13)       | 4               | 9          | 44.0%        | 1         | 2         | 50.0%        | 3         | 7          | 42.9%        | 0        | 39              | 28          | 2            | 26         | 4.3               | 3.1         |
| Denver                |                 |            |              |           |           |              |           |            |              |          |                 |             |              |            |                   |             |
| vs. K.C. (11/27)      |                 |            |              |           |           |              |           |            |              |          |                 |             |              |            |                   |             |
| Denver                |                 |            |              |           |           |              |           |            |              |          |                 |             |              |            |                   |             |
| at Jac. (12/4)        |                 |            |              |           |           |              |           |            |              |          |                 |             |              |            |                   |             |
| Denver                |                 |            |              |           |           |              |           |            |              |          |                 |             |              |            |                   |             |
| at Tenn. (12/11)      |                 |            |              |           |           |              |           |            |              |          |                 |             |              |            |                   |             |
| Denver                |                 |            |              |           |           |              |           |            |              |          |                 |             |              |            |                   |             |
| vs. N.E. (12/18)      |                 |            |              |           |           |              |           |            |              |          |                 |             |              |            |                   |             |
| Denver                |                 |            |              |           |           |              |           |            |              |          |                 |             |              |            |                   |             |
| at K.C. (12/25)       |                 |            |              |           |           |              |           |            |              |          |                 |             |              |            |                   |             |
| Denver                |                 |            |              |           |           |              |           |            |              |          |                 |             |              |            |                   |             |
| vs. Oak. (1/1)        |                 |            |              |           |           |              |           |            |              |          |                 |             |              |            |                   |             |
| <b>DENVER TOTAL</b>   | <b>51</b>       | <b>133</b> | <b>38.3%</b> | <b>14</b> | <b>31</b> | <b>45.2%</b> | <b>37</b> | <b>100</b> | <b>37.0%</b> | <b>0</b> | <b>954</b>      | <b>777</b>  | <b>160</b>   | <b>617</b> | <b>7.2</b>        | <b>5.8</b>  |
| <b>OPPONENT TOTAL</b> | <b>53</b>       | <b>140</b> | <b>37.9%</b> | <b>15</b> | <b>26</b> | <b>57.7%</b> | <b>38</b> | <b>114</b> | <b>33.3%</b> | <b>0</b> | <b>1017</b>     | <b>607</b>  | <b>151</b>   | <b>456</b> | <b>7.3</b>        | <b>4.3</b>  |

## DENVER BRONCOS 2016 FIELD POSITION CHART

| Game                  | OFF. DRIVES | CUMULATIVE STARTING LINE | AVG. START | INSIDE OWN 20 | AT OWN 20 | INSIDE 50 | AT 50 | PAST 50 | INSIDE OPP. 20 |
|-----------------------|-------------|--------------------------|------------|---------------|-----------|-----------|-------|---------|----------------|
| Denver                | 11          | 318                      | DEN 29     | 1             | 2         | 10        | 0     | 1       | 0              |
| vs. Car. (9/8)        | 10          | 263                      | CAR 26     | 2             | 0         | 10        | 0     | 0       | 0              |
| Denver                | 9           | 223                      | DEN 25     | 1             | 1         | 9         | 0     | 0       | 0              |
| vs. Ind. (9/18)       | 12          | 320                      | IND 27     | 1             | 1         | 12        | 0     | 0       | 0              |
| Denver                | 12          | 313                      | DEN 26     | 6             | 1         | 10        | 0     | 2       | 0              |
| at Cin. (9/25)        | 11          | 334                      | CIN 30     | 0             | 1         | 10        | 0     | 1       | 0              |
| Denver                | 13          | 481                      | DEN 37     | 3             | 1         | 10        | 0     | 3       | 1              |
| at T.B. (10/2)        | 13          | 296                      | TB 23      | 5             | 0         | 12        | 1     | 0       | 0              |
| Denver                | 11          | 275                      | DEN 25     | 3             | 1         | 10        | 1     | 0       | 0              |
| vs. Atl. (10/13)      | 11          | 360                      | ATL 33     | 1             | 1         | 8         | 0     | 3       | 0              |
| Denver                | 14          | 407                      | DEN 29     | 5             | 0         | 13        | 0     | 1       | 0              |
| at S.D. (10/13)       | 10          | 364                      | SD 36      | 1             | 0         | 9         | 0     | 1       | 0              |
| Denver                | 13          | 431                      | DEN 33     | 5             | 0         | 11        | 0     | 2       | 0              |
| vs. Hou. (10/24)      | 12          | 303                      | HOU 25     | 1             | 1         | 12        | 0     | 0       | 0              |
| Denver                | 14          | 453                      | DEN 32     | 3             | 0         | 11        | 0     | 1       | 2              |
| vs. S.D. (10/30)      | 14          | 383                      | SD 27      | 4             | 2         | 13        | 0     | 3       | 0              |
| Denver                | 12          | 233                      | DEN 19     | 5             | 1         | 12        | 0     | 0       | 0              |
| at Oak. (11/6)        | 12          | 440                      | OAK 37     | 1             | 0         | 10        | 0     | 2       | 0              |
| Denver                | 12          | 453                      | DEN 38     | 3             | 0         | 7         | 0     | 4       | 0              |
| at N.O. (11/13)       | 12          | 347                      | NO 29      | 3             | 0         | 11        | 0     | 1       | 0              |
| Denver                |             |                          |            |               |           |           |       |         |                |
| vs. K.C. (11/27)      |             |                          |            |               |           |           |       |         |                |
| Denver                |             |                          |            |               |           |           |       |         |                |
| at Jac. (12/4)        |             |                          |            |               |           |           |       |         |                |
| Denver                |             |                          |            |               |           |           |       |         |                |
| at Tenn. (12/11)      |             |                          |            |               |           |           |       |         |                |
| Denver                |             |                          |            |               |           |           |       |         |                |
| vs. N.E. (12/18)      |             |                          |            |               |           |           |       |         |                |
| Denver                |             |                          |            |               |           |           |       |         |                |
| at K.C. (12/25)       |             |                          |            |               |           |           |       |         |                |
| Denver                |             |                          |            |               |           |           |       |         |                |
| vs. Oak. (1/1)        |             |                          |            |               |           |           |       |         |                |
| <b>DENVER TOTAL</b>   | 121         | 3587                     | Den 30     | 35            | 7         | 103       | 1     | 14      | 3              |
| <b>OPPONENT TOTAL</b> | 117         | 3410                     | OPP 29     | 19            | 6         | 107       | 1     | 11      | 0              |

**DENVER BRONCOS 2016 GOAL-TO-GO CHART**

| Game                  | TD BREAKDOWN |           |          |          | SCORING EFFICIENCY |          |              | FAILED   |          |          |          |
|-----------------------|--------------|-----------|----------|----------|--------------------|----------|--------------|----------|----------|----------|----------|
|                       | Pos.         | TDs       | Run      | Pass     | TD%                | FGs      | Score%       | MFG      | DWN      | TO       | EOH      |
| Denver                | 1            | 1         | 1        | 0        | 100.0%             | 0        | 100.0%       | 0        | 0        | 0        | 0        |
| vs. Car. (9/8)        | 1            | 1         | 1        | 0        | 100.0%             | 0        | 100.0%       | 0        | 0        | 0        | 0        |
| Denver                | 2            | 1         | 1        | 0        | 50.0%              | 1        | 100.0%       | 0        | 0        | 0        | 0        |
| vs. Ind. (9/18)       | 2            | 2         | 1        | 1        | 100.0%             | 0        | 100.0%       | 0        | 0        | 0        | 0        |
| Denver                | 3            | 2         | 0        | 2        | 66.7%              | 1        | 100.0%       | 0        | 0        | 0        | 0        |
| at Cin. (9/25)        | 2            | 2         | 2        | 0        | 100.0%             | 0        | 100.0%       | 0        | 0        | 0        | 0        |
| Denver                | 3            | 2         | 1        | 1        | 66.7%              | 1        | 100.0%       | 0        | 0        | 0        | 0        |
| at T.B. (10/2)        | 1            | 1         | 1        | 0        | 100.0%             | 0        | 100.0%       | 0        | 0        | 0        | 0        |
| Denver                | 1            | 1         | 0        | 1        | 100.0%             | 0        | 100.0%       | 0        | 0        | 0        | 0        |
| vs. Atl. (10/13)      | 2            | 1         | 1        | 0        | 50.0%              | 1        | 100.0%       | 0        | 0        | 0        | 0        |
| Denver                | 1            | 1         | 0        | 1        | 100.0%             | 0        | 100.0%       | 0        | 0        | 0        | 0        |
| at S.D. (10/13)       | 2            | 1         | 0        | 1        | 50.0%              | 1        | 100.0%       | 0        | 0        | 0        | 0        |
| Denver                | 4            | 3         | 2        | 1        | 75.0%              | 1        | 100.0%       | 0        | 0        | 0        | 0        |
| vs. Hou. (10/24)      | 0            | 0         | 0        | 0        | 0.0%               | 0        | 0.0%         | 0        | 0        | 0        | 0        |
| Denver                | 5            | 2         | 2        | 0        | 40.0%              | 2        | 80.0%        | 0        | 0        | 1        | 0        |
| vs. S.D. (10/30)      | 2            | 1         | 0        | 1        | 50.0%              | 0        | 50.0%        | 0        | 1        | 0        | 0        |
| Denver                | 0            | 0         | 0        | 0        | 0.0%               | 0        | 0.0%         | 0        | 0        | 0        | 0        |
| at Oak. (11/6)        | 4            | 3         | 3        | 0        | 75.0%              | 1        | 100.0%       | 0        | 0        | 0        | 0        |
| Denver                | 2            | 1         | 0        | 1        | 50.0%              | 1        | 100.0%       | 0        | 0        | 0        | 0        |
| at N.O. (11/13)       | 2            | 2         | 0        | 2        | 100.0%             | 0        | 100.0%       | 0        | 0        | 0        | 0        |
| Denver                |              |           |          |          |                    |          |              |          |          |          |          |
| vs. K.C. (11/27)      |              |           |          |          |                    |          |              |          |          |          |          |
| Denver                |              |           |          |          |                    |          |              |          |          |          |          |
| at Jac. (12/4)        |              |           |          |          |                    |          |              |          |          |          |          |
| Denver                |              |           |          |          |                    |          |              |          |          |          |          |
| at Tenn. (12/11)      |              |           |          |          |                    |          |              |          |          |          |          |
| Denver                |              |           |          |          |                    |          |              |          |          |          |          |
| vs. N.E. (12/18)      |              |           |          |          |                    |          |              |          |          |          |          |
| Denver                |              |           |          |          |                    |          |              |          |          |          |          |
| at K.C. (12/25)       |              |           |          |          |                    |          |              |          |          |          |          |
| Denver                |              |           |          |          |                    |          |              |          |          |          |          |
| vs. Oak. (1/1)        |              |           |          |          |                    |          |              |          |          |          |          |
| <b>DENVER TOTAL</b>   | <b>22</b>    | <b>14</b> | <b>7</b> | <b>7</b> | <b>63.6%</b>       | <b>7</b> | <b>95.5%</b> | <b>0</b> | <b>0</b> | <b>1</b> | <b>0</b> |
| <b>OPPONENT TOTAL</b> | <b>18</b>    | <b>14</b> | <b>9</b> | <b>5</b> | <b>77.8%</b>       | <b>3</b> | <b>94.4%</b> | <b>0</b> | <b>1</b> | <b>0</b> | <b>0</b> |

**DENVER BRONCOS 2016 RED ZONE CHART**

| Game                  | TD BREAKDOWN |           |          | SCORING EFFICIENCY |              |           | FAILED       |          |          |          |          |
|-----------------------|--------------|-----------|----------|--------------------|--------------|-----------|--------------|----------|----------|----------|----------|
|                       | Pos.         | TDs       | Run      | Pass               | TD%          | FGs       | Score%       | MFG      | DWN      | TO       | EOH      |
| Denver                | 1            | 1         | 1        | 0                  | 100.0%       | 0         | 100.0%       | 0        | 0        | 0        | 0        |
| vs. Car. (9/8)        | 3            | 2         | 1        | 1                  | 66.7%        | 1         | 100.0%       | 0        | 0        | 0        | 0        |
| Denver                | 5            | 1         | 1        | 0                  | 20.0%        | 3         | 60.0%        | 0        | 0        | 1        | 0        |
| vs. Ind. (9/18)       | 2            | 2         | 1        | 1                  | 100.0%       | 0         | 100.0%       | 0        | 0        | 0        | 0        |
| Denver                | 3            | 2         | 0        | 2                  | 66.7%        | 1         | 100.0%       | 0        | 0        | 0        | 0        |
| at Cin. (9/25)        | 4            | 2         | 2        | 0                  | 50.0%        | 1         | 75.0%        | 0        | 1        | 0        | 0        |
| Denver                | 5            | 3         | 1        | 2                  | 60.0%        | 2         | 100.0%       | 0        | 0        | 0        | 0        |
| at T.B. (10/2)        | 1            | 1         | 1        | 0                  | 100.0%       | 0         | 100.0%       | 0        | 0        | 0        | 0        |
| Denver                | 2            | 1         | 0        | 1                  | 50.0%        | 1         | 100.0%       | 0        | 0        | 0        | 0        |
| vs. Atl. (10/13)      | 3            | 1         | 1        | 0                  | 33.3%        | 2         | 100.0%       | 0        | 0        | 0        | 0        |
| Denver                | 2            | 1         | 0        | 1                  | 50.0%        | 1         | 100.0%       | 0        | 0        | 0        | 0        |
| at S.D. (10/13)       | 5            | 1         | 0        | 1                  | 20.0%        | 4         | 100.0%       | 0        | 0        | 0        | 0        |
| Denver                | 5            | 3         | 2        | 1                  | 60.0%        | 2         | 100.0%       | 0        | 0        | 0        | 0        |
| vs. Hou. (10/24)      | 1            | 0         | 0        | 0                  | 0.0%         | 1         | 100.0%       | 0        | 0        | 0        | 0        |
| Denver                | 6            | 2         | 2        | 0                  | 33.3%        | 2         | 66.7%        | 0        | 0        | 2        | 0        |
| vs. S.D. (10/30)      | 3            | 2         | 0        | 2                  | 66.7%        | 0         | 66.7%        | 0        | 1        | 0        | 0        |
| Denver                | 0            | 0         | 0        | 0                  | 0.0%         | 0         | 0.0%         | 0        | 0        | 0        | 0        |
| at Oak. (11/6)        | 6            | 3         | 3        | 0                  | 50.0%        | 3         | 100.0%       | 0        | 0        | 0        | 0        |
| Denver                | 4            | 2         | 0        | 2                  | 50.0%        | 2         | 100.0%       | 0        | 0        | 0        | 0        |
| at N.O. (11/13)       | 3            | 2         | 0        | 2                  | 66.7%        | 1         | 100.0%       | 0        | 0        | 0        | 0        |
| Denver                |              |           |          |                    |              |           |              |          |          |          |          |
| vs. K.C. (11/27)      |              |           |          |                    |              |           |              |          |          |          |          |
| Denver                |              |           |          |                    |              |           |              |          |          |          |          |
| at Jac. (12/4)        |              |           |          |                    |              |           |              |          |          |          |          |
| Denver                |              |           |          |                    |              |           |              |          |          |          |          |
| at Tenn. (12/11)      |              |           |          |                    |              |           |              |          |          |          |          |
| Denver                |              |           |          |                    |              |           |              |          |          |          |          |
| vs. N.E. (12/18)      |              |           |          |                    |              |           |              |          |          |          |          |
| Denver                |              |           |          |                    |              |           |              |          |          |          |          |
| at K.C. (12/25)       |              |           |          |                    |              |           |              |          |          |          |          |
| Denver                |              |           |          |                    |              |           |              |          |          |          |          |
| vs. Oak. (1/1)        |              |           |          |                    |              |           |              |          |          |          |          |
| <b>DENVER TOTAL</b>   | <b>33</b>    | <b>16</b> | <b>7</b> | <b>9</b>           | <b>48.5%</b> | <b>14</b> | <b>90.9%</b> | <b>0</b> | <b>0</b> | <b>3</b> | <b>0</b> |
| <b>OPPONENT TOTAL</b> | <b>31</b>    | <b>16</b> | <b>9</b> | <b>7</b>           | <b>51.6%</b> | <b>13</b> | <b>93.5%</b> | <b>0</b> | <b>2</b> | <b>0</b> | <b>0</b> |

**BRONCOS 2016 100-YARD RUSHING AND RECEIVING / 300-YARD PASSING GAMES**

**100-YARD RUSHING GAMES**

| BRONCOS              |             |      |      |      |    |     |
|----------------------|-------------|------|------|------|----|-----|
| GAME                 | Player      | Att. | Yds. | Avg. | LG | TDs |
| vs. Panthers (9/8)   | -           | -    | -    | -    | -  | -   |
| vs. Colts (9/18)     | -           | -    | -    | -    | -  | -   |
| at Bengals (9/25)    | -           | -    | -    | -    | -  | -   |
| at Buccaneers (10/2) | -           | -    | -    | -    | -  | -   |
| vs. Falcons (10/9)   | -           | -    | -    | -    | -  | -   |
| at Chargers (10/13)  | -           | -    | -    | -    | -  | -   |
| vs. Texans (10/24)   | C. Anderson | 16   | 107  | 6.7  | 19 | 1   |
| vs. Chargers (10/30) | -           | -    | -    | -    | -  | -   |
| at Raiders (11/6)    | -           | -    | -    | -    | -  | -   |
| at Saints (11/13)    | -           | -    | -    | -    | -  | -   |
| vs. Chiefs (11/27)   | -           | -    | -    | -    | -  | -   |
| at Jaguars (12/4)    | -           | -    | -    | -    | -  | -   |
| at Titans (12/11)    | -           | -    | -    | -    | -  | -   |
| vs. Patriots (12/18) | -           | -    | -    | -    | -  | -   |
| at Chiefs (12/25)    | -           | -    | -    | -    | -  | -   |
| vs. Raiders (1/1)    | -           | -    | -    | -    | -  | -   |
| <b>POSTSEASON</b>    | -           | -    | -    | -    | -  | -   |
| -                    | -           | -    | -    | -    | -  | -   |
| -                    | -           | -    | -    | -    | -  | -   |
| -                    | -           | -    | -    | -    | -  | -   |

| OPPONENTS            |           |      |      |      |    |     |
|----------------------|-----------|------|------|------|----|-----|
| GAME                 | Player    | Att. | Yds. | Avg. | LG | TDs |
| vs. Panthers (9/8)   | -         | -    | -    | -    | -  | -   |
| vs. Colts (9/18)     | -         | -    | -    | -    | -  | -   |
| at Bengals (9/25)    | -         | -    | -    | -    | -  | -   |
| at Buccaneers (10/2) | -         | -    | -    | -    | -  | -   |
| vs. Falcons (10/9)   | -         | -    | -    | -    | -  | -   |
| at Chargers (10/13)  | -         | -    | -    | -    | -  | -   |
| vs. Texans (10/24)   | -         | -    | -    | -    | -  | -   |
| vs. Chargers (10/30) | M. Gordon | 23   | 111  | 4.8  | 20 | 0   |
| at Raiders (11/6)    | L. Murray | 20   | 114  | 5.7  | 42 | 3   |
| at Saints (11/13)    | -         | -    | -    | -    | -  | -   |
| vs. Chiefs (11/27)   | -         | -    | -    | -    | -  | -   |
| at Jaguars (12/4)    | -         | -    | -    | -    | -  | -   |
| at Titans (12/11)    | -         | -    | -    | -    | -  | -   |
| vs. Patriots (12/18) | -         | -    | -    | -    | -  | -   |
| at Chiefs (12/25)    | -         | -    | -    | -    | -  | -   |
| vs. Raiders (1/1)    | -         | -    | -    | -    | -  | -   |
| <b>POSTSEASON</b>    | -         | -    | -    | -    | -  | -   |
| -                    | -         | -    | -    | -    | -  | -   |
| -                    | -         | -    | -    | -    | -  | -   |
| -                    | -         | -    | -    | -    | -  | -   |

**100-YARD RECEIVING GAMES**

| BRONCOS              |            |      |      |      |    |     |
|----------------------|------------|------|------|------|----|-----|
| GAME                 | Player     | Rec. | Yds. | Avg. | LG | TDs |
| vs. Panthers (9/8)   | -          | -    | -    | -    | -  | -   |
| vs. Colts (9/18)     | -          | -    | -    | -    | -  | -   |
| at Bengals (9/25)    | E. Sanders | 9    | 117  | 13   | 41 | 2   |
|                      | D. Thomas  | 6    | 100  | 16.7 | 55 | 1   |
| at Buccaneers (10/2) | -          | -    | -    | -    | -  | -   |
| vs. Falcons (10/9)   | -          | -    | -    | -    | -  | -   |
| at Chargers (10/13)  | -          | -    | -    | -    | -  | -   |
| vs. Texans (10/24)   | -          | -    | -    | -    | -  | -   |
| vs. Chargers (10/30) | -          | -    | -    | -    | -  | -   |
| at Raiders (11/6)    | -          | -    | -    | -    | -  | -   |
| at Saints (11/13)    | -          | -    | -    | -    | -  | -   |
| vs. Chiefs (11/27)   | -          | -    | -    | -    | -  | -   |
| at Jaguars (12/4)    | -          | -    | -    | -    | -  | -   |
| at Titans (12/11)    | -          | -    | -    | -    | -  | -   |
| vs. Patriots (12/18) | -          | -    | -    | -    | -  | -   |
| at Chiefs (12/25)    | -          | -    | -    | -    | -  | -   |
| vs. Raiders (1/1)    | -          | -    | -    | -    | -  | -   |
| <b>POSTSEASON</b>    | -          | -    | -    | -    | -  | -   |
| -                    | -          | -    | -    | -    | -  | -   |
| -                    | -          | -    | -    | -    | -  | -   |
| -                    | -          | -    | -    | -    | -  | -   |

| OPPONENTS            |            |      |      |      |    |     |
|----------------------|------------|------|------|------|----|-----|
| GAME                 | Player     | Rec. | Yds. | Avg. | LG | TDs |
| vs. Panthers (9/8)   | -          | -    | -    | -    | -  | -   |
| vs. Colts (9/18)     | -          | -    | -    | -    | -  | -   |
| at Bengals (9/25)    | -          | -    | -    | -    | -  | -   |
| at Buccaneers (10/2) | -          | -    | -    | -    | -  | -   |
| vs. Falcons (10/9)   | T. Coleman | 4    | 132  | 33   | 49 | 1   |
| at Chargers (10/13)  | -          | -    | -    | -    | -  | -   |
| vs. Texans (10/24)   | -          | -    | -    | -    | -  | -   |
| vs. Chargers (10/30) | -          | -    | -    | -    | -  | -   |
| at Raiders (11/6)    | -          | -    | -    | -    | -  | -   |
| at Saints (11/13)    | -          | -    | -    | -    | -  | -   |
| vs. Chiefs (11/27)   | -          | -    | -    | -    | -  | -   |
| at Jaguars (12/4)    | -          | -    | -    | -    | -  | -   |
| at Titans (12/11)    | -          | -    | -    | -    | -  | -   |
| vs. Patriots (12/18) | -          | -    | -    | -    | -  | -   |
| at Chiefs (12/25)    | -          | -    | -    | -    | -  | -   |
| vs. Raiders (1/1)    | -          | -    | -    | -    | -  | -   |
| <b>POSTSEASON</b>    | -          | -    | -    | -    | -  | -   |
| -                    | -          | -    | -    | -    | -  | -   |
| -                    | -          | -    | -    | -    | -  | -   |
| -                    | -          | -    | -    | -    | -  | -   |

**300-YARD PASSING GAMES**

| BRONCOS              |            |           |      |     |      |       |
|----------------------|------------|-----------|------|-----|------|-------|
| GAME                 | Player     | Cmp.-Att. | Yds. | TDs | INTs | Rtg.  |
| vs. Panthers (9/8)   | -          | -         | -    | -   | -    | -     |
| vs. Colts (9/18)     | -          | -         | -    | -   | -    | -     |
| at Bengals (9/25)    | T. Siemian | 23-35     | 312  | 4   | 0    | 132.1 |
| at Buccaneers (10/2) | -          | -         | -    | -   | -    | -     |
| vs. Falcons (10/9)   | -          | -         | -    | -   | -    | -     |
| at Chargers (10/13)  | -          | -         | -    | -   | -    | -     |
| vs. Texans (10/24)   | -          | -         | -    | -   | -    | -     |
| vs. Chargers (10/30) | -          | -         | -    | -   | -    | -     |
| at Raiders (11/6)    | -          | -         | -    | -   | -    | -     |
| at Saints (11/13)    | -          | -         | -    | -   | -    | -     |
| vs. Chiefs (11/27)   | -          | -         | -    | -   | -    | -     |
| at Jaguars (12/4)    | -          | -         | -    | -   | -    | -     |
| at Titans (12/11)    | -          | -         | -    | -   | -    | -     |
| vs. Patriots (12/18) | -          | -         | -    | -   | -    | -     |
| at Chiefs (12/25)    | -          | -         | -    | -   | -    | -     |
| vs. Raiders (1/1)    | -          | -         | -    | -   | -    | -     |
| <b>POSTSEASON</b>    | -          | -         | -    | -   | -    | -     |
| -                    | -          | -         | -    | -   | -    | -     |
| -                    | -          | -         | -    | -   | -    | -     |
| -                    | -          | -         | -    | -   | -    | -     |

| OPPONENTS            |          |           |      |     |      |       |
|----------------------|----------|-----------|------|-----|------|-------|
| GAME                 | Player   | Cmp.-Att. | Yds. | TDs | INTs | Rtg.  |
| vs. Panthers (9/8)   | -        | -         | -    | -   | -    | -     |
| vs. Colts (9/18)     | -        | -         | -    | -   | -    | -     |
| at Bengals (9/25)    | -        | -         | -    | -   | -    | -     |
| at Buccaneers (10/2) | -        | -         | -    | -   | -    | -     |
| vs. Falcons (10/9)   | -        | -         | -    | -   | -    | -     |
| at Chargers (10/13)  | -        | -         | -    | -   | -    | -     |
| vs. Texans (10/24)   | -        | -         | -    | -   | -    | -     |
| vs. Chargers (10/30) | -        | -         | -    | -   | -    | -     |
| at Raiders (11/6)    | -        | -         | -    | -   | -    | -     |
| at Saints (11/13)    | D. Brees | 21-29     | 303  | 3   | 2    | 111.7 |
| vs. Chiefs (11/27)   | -        | -         | -    | -   | -    | -     |
| at Jaguars (12/4)    | -        | -         | -    | -   | -    | -     |
| at Titans (12/11)    | -        | -         | -    | -   | -    | -     |
| vs. Patriots (12/18) | -        | -         | -    | -   | -    | -     |
| at Chiefs (12/25)    | -        | -         | -    | -   | -    | -     |
| vs. Raiders (1/1)    | -        | -         | -    | -   | -    | -     |
| <b>POSTSEASON</b>    | -        | -         | -    | -   | -    | -     |
| -                    | -        | -         | -    | -   | -    | -     |
| -                    | -        | -         | -    | -   | -    | -     |
| -                    | -        | -         | -    | -   | -    | -     |

## DENVER BRONCOS 2016 BIG-PLAY LOG

| BRONCOS RUSHING (10+Yards) |      |       |       |              |
|----------------------------|------|-------|-------|--------------|
| Game                       | Qtr. | Time  | Yards | Player       |
| vs. Car. (9/8)             | 1    | 13:01 | 13    | C. Anderson  |
|                            | 2    | 14:14 | 28    | C. Anderson  |
|                            | 2    | 12:23 | 28    | A. Janovich* |
|                            | 3    | 10:05 | 10    | C. Anderson  |
|                            | 3    | 3:19  | 11    | T. Siemian   |
| vs. ind. (9/18)            | 3    | 1:38  | 10    | C. Anderson  |
|                            | 1    | 3:38  | 11    | D. Booker    |
|                            | 2    | 13:12 | 11    | C. Anderson  |
|                            | 3    | 4:54  | 12    | D. Booker    |
| at Cin. (9/25)             | 4    | 2:18  | 13    | C. Anderson  |
|                            | 3    | 8:55  | 13    | C. Anderson  |
| at T.B. (10/2)             | 2    | 6:40  | 12    | C. Anderson  |
|                            | 2    | 2:40  | 11    | D. Booker    |
|                            | 3    | 10:25 | 10    | C. Anderson  |
| vs. Atl. (10/9)            | 4    | 13:27 | 10    | C. Anderson  |
| at S.D. (10/13)            | 3    | 3:31  | 17    | D. Booker    |
|                            | 3    | 2:32  | 16    | D. Booker    |
|                            | 4    | 4:50  | 11    | C. Anderson  |
| vs. Hou. (10/24)           | 1    | 6:08  | 12    | C. Anderson  |
|                            | 2    | 6:53  | 12    | D. Booker    |
|                            | 2    | 6:20  | 10    | D. Booker    |
|                            | 2    | :53   | 17    | C. Anderson  |
|                            | 3    | 3:15  | 19    | C. Anderson  |
|                            | 4    | 8:42  | 11    | D. Booker    |
| vs. S.D. (10/30)           | 4    | 14:02 | 18    | D. Booker    |
| at Oak. (11/6)             | 2    | 9:07  | 10    | K. Bibbs     |
| at N.O. (11/13)            | 1    | 6:37  | 10    | D. Booker    |
| vs. K.C. (11/27)           |      |       |       |              |
| at Jac. (12/4)             |      |       |       |              |
| at Tenn. (12/13)           |      |       |       |              |
| vs. N.E. (12/18)           |      |       |       |              |
| at K.C. (12/25)            |      |       |       |              |
| vs. Oak. (1/1)             |      |       |       |              |
| <b>SEASON TOTALS</b>       |      |       |       |              |
| TOTALS                     | No.  | Yds.  | Avg.  | TDs          |
|                            | 27   | 366   | 13.6  | 1            |
| <b>POSTSEASON TOTALS</b>   |      |       |       |              |
| TOTALS                     | No.  | Yds.  | Avg.  | TDs          |
|                            |      |       |       |              |

| BRONCOS PASSING (20+Yards) |      |       |       |                           |
|----------------------------|------|-------|-------|---------------------------|
| Game                       | Qtr. | Time  | Yards | Player (QB)               |
| vs. Car. (9/8)             | 1    | 4:58  | 21    | C. Anderson (T. Siemian)  |
|                            | 3    | 11:24 | 23    | D. Thomas (T. Siemian)    |
|                            | 4    | 15:00 | 25    | C. Anderson (T. Siemian)* |
| vs. ind. (9/18)            | 1    | 7:00  | 44    | D. Thomas (T. Siemian)    |
|                            | 2    | 13:47 | 20    | J. Taylor (T. Siemian)    |
| at Cin. (9/25)             | 2    | 14:04 | 41    | E. Sanders (T. Siemian)*  |
|                            | 4    | 6:02  | 29    | J. Heurman (T. Siemian)   |
|                            | 4    | 4:32  | 55    | D. Thomas (T. Siemian)*   |
| at T.B. (10/2)             | 4    | 13:34 | 31    | D. Thomas (P. Lynch)      |
|                            | 4    | 12:26 | 21    | J. Norwood (P. Lynch)     |
| vs. Atl. (10/9)            | 3    | 14:56 | 26    | E. Sanders (P. Lynch)     |
| at S.D. (10/13)            | 4    | 9:43  | 20    | E. Sanders (T. Siemian)   |
|                            | 1    | 14:09 | 35    | J. Taylor (T. Siemian)    |
|                            | 2    | 6:05  | 37    | E. Sanders (T. Siemian)   |
|                            | 4    | 8:02  | 31    | V. Green (T. Siemian)     |
| vs. Hou. (10/24)           | 4    | 7:21  | 40    | D. Thomas (T. Siemian)    |
|                            | 2    | 10:39 | 23    | D. Thomas (T. Siemian)    |
|                            | 2    | 8:31  | 36    | J. Norwood (T. Siemian)*  |
|                            | 3    | 1:56  | 26    | V. Green (T. Siemian)     |
|                            | 4    | 7:59  | 20    | J. Norwood (T. Siemian)   |
|                            | 4    | 5:34  | 69    | K. Bibbs (T. Siemian)*    |
| vs. S.D. (10/30)           | 1    | 14:09 | 35    | J. Taylor (T. Siemian)    |
| at S.D. (10/30)            | 2    | 6:05  | 37    | E. Sanders (T. Siemian)   |
|                            | 4    | 8:02  | 31    | V. Green (T. Siemian)     |
| at S.D. (10/30)            | 4    | 7:21  | 40    | D. Thomas (T. Siemian)    |
|                            | 1    | 14:09 | 35    | J. Taylor (T. Siemian)    |
|                            | 2    | 6:05  | 37    | E. Sanders (T. Siemian)   |
|                            | 4    | 8:02  | 31    | V. Green (T. Siemian)     |
| at Oak. (11/6)             | 2    | 10:39 | 23    | D. Thomas (T. Siemian)    |
| at Oak. (11/6)             | 2    | 8:31  | 36    | J. Norwood (T. Siemian)*  |
|                            | 3    | 1:56  | 26    | V. Green (T. Siemian)     |
| at Oak. (11/6)             | 4    | 7:59  | 20    | J. Norwood (T. Siemian)   |
|                            | 4    | 5:34  | 69    | K. Bibbs (T. Siemian)*    |
| at N.O. (11/13)            |      |       |       |                           |
| vs. K.C. (11/27)           |      |       |       |                           |
| at Jac. (12/4)             |      |       |       |                           |
| at Tenn. (12/13)           |      |       |       |                           |
| vs. N.E. (12/18)           |      |       |       |                           |
| at K.C. (12/25)            |      |       |       |                           |
| vs. Oak. (1/1)             |      |       |       |                           |
| <b>SEASON TOTALS</b>       |      |       |       |                           |
| TOTALS                     | No.  | Yds.  | Avg.  | TDs                       |
|                            | 22   | 702   | 31.9  | 5                         |
| <b>POSTSEASON TOTALS</b>   |      |       |       |                           |
| TOTALS                     | No.  | Yds.  | Avg.  | TDs                       |
|                            |      |       |       |                           |

\*Play resulted in a touchdown



## DENVER BRONCOS 2016 OPPONENT BIG-PLAY LOG

| OPPONENT RUSHING (10+Yards) |            |             |             |            |
|-----------------------------|------------|-------------|-------------|------------|
| Game                        | Qtr.       | Time        | Yards       | Player     |
| vs. Car. (9/8)              | 1          | 11:01       | 11          | J. Stewart |
|                             | 1          | 8:55        | 20          | T. Ginn    |
|                             | 2          | :33         | 12          | C. Newton  |
| vs. ind. (9/18)             | 3          | 13:36       | 21          | A. Luck    |
| at Cin. (9/25)              | 1          | 12:05       | 50          | J. Hill    |
|                             | 2          | 13:07       | 11          | A. Dalton  |
|                             | 3          | 7:25        | 10          | A. Dalton  |
|                             | 3          | 5:49        | 15          | A. Dalton  |
| at T.B. (10/2)              | 1          | 3:45        | 12          | J. Rodgers |
| vs. Atl. (10/9)             | 1          | 6:55        | 15          | D. Freeman |
|                             | 2          | 8:14        | 16          | T. Coleman |
|                             | 4          | 10:29       | 11          | D. Freeman |
| at S.D. (10/13)             | 3          | 12:51       | 48          | M. Gordon  |
| vs. Hou. (10/24)            | 1          | 8:39        | 25          | L. Miller  |
|                             | 1          | 3:56        | 17          | A. Blue    |
| vs. S.D. (10/30)            | 2          | 4:37        | 11          | M. Gordon  |
|                             | 3          | 11:44       | 12          | M. Gordon  |
|                             | 4          | 11:53       | 20          | M. Gordon  |
|                             | 4          | 4:31        | 17          | M. Gordon  |
| at Oak. (11/6)              | 2          | 6:47        | 28          | J. Richard |
|                             | 2          | 2:00        | 42          | L. Murray  |
|                             | 3          | 7:07        | 10          | J. Richard |
|                             | 4          | 5:13        | 13          | L. Murray  |
| at N.O. (11/13)             | 3          | 10:36       | 10          | M. Ingram  |
| vs. K.C. (11/27)            |            |             |             |            |
| at Jac. (12/4)              |            |             |             |            |
| at Tenn. (12/13)            |            |             |             |            |
| vs. N.E. (12/18)            |            |             |             |            |
| at K.C. (12/25)             |            |             |             |            |
| vs. Oak. (1/1)              |            |             |             |            |
| <b>SEASON TOTALS</b>        |            |             |             |            |
| <b>TOTALS</b>               | <b>No.</b> | <b>Yds.</b> | <b>Avg.</b> | <b>TDs</b> |
|                             | 24         | 457         | 19.0        | 0          |
| <b>POSTSEASON TOTALS</b>    |            |             |             |            |
| <b>TOTALS</b>               | <b>No.</b> | <b>Yds.</b> | <b>Avg.</b> | <b>TDs</b> |
|                             |            |             |             |            |

| OPPONENT PASSING (20+Yards) |            |             |             |                         |
|-----------------------------|------------|-------------|-------------|-------------------------|
| Game                        | Qtr.       | Time        | Yards       | Player (QB)             |
| vs. Car. (9/8)              |            |             |             |                         |
| vs. ind. (9/18)             | 3          | 10:42       | 30          | P. Dorsett (A. Luck)    |
|                             | 4          | 7:45        | 22          | J. Doyle (A. Luck)      |
| at Cin. (9/25)              | 2          | 6:19        | 22          | C. Uzomah (A. Dalton)   |
|                             | 4          | 3:35        | 20          | A. Green (A. Dalton)    |
|                             | 4          | 2:19        | 27          | B. LaFell (A. Dalton)   |
| at T.B. (10/2)              | 4          | 8:55        | 25          | M. Evans (J. Winston)   |
| vs. Atl. (10/9)             | 1          | 13:58       | 48          | T. Coleman (M. Ryan)    |
|                             | 3          | 9:54        | 20          | J. Jones (M. Ryan)      |
|                             | 3          | 8:00        | 31          | T. Coleman (M. Ryan)*   |
|                             | 3          | 1:51        | 22          | M. Sanu (M. Ryan)       |
| at S.D. (10/13)             | 4          | 11:01       | 49          | T. Coleman (M. Ryan)    |
|                             | 1          | 9:23        | 27          | H. Henry (P. Rivers)    |
| vs. Hou. (10/24)            | 1          | 2:37        | 20          | H. Henry (P. Rivers)    |
|                             |            |             |             |                         |
| vs. S.D. (10/30)            | 1          | 9:46        | 53          | D. Watt (P. Rivers)     |
|                             | 3          | 8:38        | 37          | D. Inman (P. Rivers)    |
|                             | 4          | 4:40        | 30          | M. Gordon (P. Rivers)   |
| at Oak. (11/6)              | 1          | 12:33       | 21          | A. Cooper (D. Carr)     |
|                             | 1          | 8:39        | 21          | S. Roberts (D. Carr)    |
| at N.O. (11/13)             | 2          | :29         | 24          | W. Snead (D. Brees)     |
|                             | 3          | 9:48        | 20          | T. Cadet (D. Brees)     |
|                             | 3          | 9:22        | 37          | B. Cooks (D. Brees)     |
|                             | 3          | 5:35        | 23          | T. Hightower (D. Brees) |
| vs. K.C. (11/27)            | 4          | 2:45        | 29          | B. Cooks (D. Brees)     |
|                             | 4          | 1:30        | 32          | B. Cooks (D. Brees)*    |
| at Jac. (12/4)              |            |             |             |                         |
| at Tenn. (12/13)            |            |             |             |                         |
| vs. N.E. (12/18)            |            |             |             |                         |
| at K.C. (12/25)             |            |             |             |                         |
| vs. Oak. (1/1)              |            |             |             |                         |
| <b>SEASON TOTALS</b>        |            |             |             |                         |
| <b>TOTALS</b>               | <b>No.</b> | <b>Yds.</b> | <b>Avg.</b> | <b>TDs</b>              |
|                             | 26         | 690         | 26.5        | 2                       |
| <b>POSTSEASON TOTALS</b>    |            |             |             |                         |
| <b>TOTALS</b>               | <b>No.</b> | <b>Yds.</b> | <b>Avg.</b> | <b>TDs</b>              |
|                             |            |             |             |                         |

\*Play resulted in a touchdown

# DENVER BRONCOS 2016 TAKEAWAY CHART

| GAME             | W/L        | +/-       | BRONCOS   |           |           |           | OPPONENTS |          |           |           |
|------------------|------------|-----------|-----------|-----------|-----------|-----------|-----------|----------|-----------|-----------|
|                  |            |           | INT       | FUM       | Total     | Pts.      | INT       | FUM      | Total     | Pts.      |
| vs. Car. (9/18)  | W          | -2        | 1         | 0         | 1         | 7         | 2         | 1        | 3         | 7         |
| vs. Ind. (9/18)  | W          | +1        | 1         | 1         | 2         | 15        | 1         | 0        | 1         | 3         |
| at Cin. (9/25)   | W          | +1        | 1         | 1         | 2         | 7         | 0         | 1        | 1         | 0         |
| at T.B. (10/2)   | W          | +3        | 2         | 1         | 3         | 14        | 0         | 0        | 0         | 0         |
| vs. Atl. (10/9)  | L          | EVEN      | 0         | 1         | 1         | 3         | 1         | 0        | 1         | 7         |
| at S.D. (10/13)  | L          | EVEN      | 0         | 2         | 2         | 10        | 0         | 2        | 2         | 3         |
| vs. Hou. (10/24) | W          | +2        | 0         | 2         | 2         | 10        | 0         | 0        | 0         | 0         |
| vs. S.D. (10/30) | W          | EVEN      | 3         | 0         | 3         | 14        | 1         | 2        | 3         | 13        |
| at Oak. (11/6)   | L          | -2        | 0         | 0         | 0         | 0         | 1         | 1        | 2         | 7         |
| at N.O. (11/13)  | W          | +2        | 2         | 2         | 4         | 13        | 2         | 0        | 2         | 10        |
| vs. K.C. (11/27) |            |           |           |           |           |           |           |          |           |           |
| at Jac. (12/4)   |            |           |           |           |           |           |           |          |           |           |
| at Ten. (12/11)  |            |           |           |           |           |           |           |          |           |           |
| vs. N.E. (12/18) |            |           |           |           |           |           |           |          |           |           |
| at K.C. (12/25)  |            |           |           |           |           |           |           |          |           |           |
| vs. Oak. (1/1)   |            |           |           |           |           |           |           |          |           |           |
| <b>TOTALS</b>    | <b>7-3</b> | <b>+5</b> | <b>10</b> | <b>10</b> | <b>20</b> | <b>93</b> | <b>8</b>  | <b>7</b> | <b>15</b> | <b>50</b> |

## DENVER BRONCOS 2016 TURNOVER LOG (+5)

| TAKEAWAYS (20 TOT., 10 INT, 10 FUM, 93 pts.) |           |           |              |            |            |      |
|--|-----------|-----------|--------------|------------|------------|------|
| Game   | Qtr.      | Time      | Takeaway     | Player     | Field Pos. | Pts. |
| vs. Car. (9/8)                               | 4         | 14:15     | Interception | Harris Jr. | CAR 38     | 7    |
| vs. Ind. (9/18)                              | 4         | 14:06     | Interception | Talib      | TD         | 7    |
|  | 4         | 4:09      | Fumble       | Ray        | TD         | 8    |
| at Cin. (9/25)                               | 1         | 0:12      | Fumble       | Keo        | CIN 46     | 7    |
|  | 4         | 4:23      | Interception | Parks      | CIN 40     | 0    |
| at T.B. (10/2)                               | 1         | 13:41     | Interception | Talib      | TB 11      | 7    |
|  | 2         | 13:22     | Interception | Talib      | TB 27      | 7    |
|  | 2         | 3:34      | Fumble       | Winn       | DEN 34     | 0    |
| vs. Atl. (10/9)                              | 3         | 0:07      | Fumble       | Ward       | 50         | 3    |
| at S.D. (10/13)                              | 2         | 7:59      | Fumble       | Parks      | SD 11      | 3    |
|  | 4         | 12:04     | Fumble       | Keo        | DEN 49     | 7    |
| vs. Hou. (10/24)                             | 3         | 4:46      | Fumble       | Davis      | DEN 28     | 7    |
|  | 4         | 15:00     | Fumble       | Harris Jr. | HOU 25     | 3    |
| vs. S.D. (10/30)                             | 2         | 9:22      | Interception | Roby       | TD         | 7    |
|  | 3         | 13:40     | Interception | Stewart    | SD 10      | 7    |
|  | 3         | 12:40     | Interception | Ward       | SD 7       | 0    |
| at Oak. (11/6)                               |           |           |              | None       |            |      |
| at N.O. (11/13)                              | 1         | 2:34      | Interception | Stewart    | DEN 7      | 0    |
|  | 2         | 15:00     | Interception | Stewart    | NO 39      | 3    |
|  | 4         | 13:42     | Fumble       | Stewart    | NO 27      | 7    |
|  | 4         | 3:15      | Fumble       | Ward       | NO 20      | 3    |
| <b>BRONCOS TAKEAWAY LEADERS</b>              |           |           |              |            |            |      |
| Player                                       | INT       | FUM       | Totals       | Pts.       |            |      |
| Stewart                                      | 3         | 1         | 4            | 17         |            |      |
| Talib  | 3         | 0         | 3            | 21         |            |      |
| Ward   | 1         | 2         | 3            | 6          |            |      |
| Keo  | 0         | 2         | 2            | 14         |            |      |
| Harris Jr.                                   | 1         | 1         | 2            | 10         |            |      |
| Parks  | 1         | 1         | 2            | 3          |            |      |
| Ray  | 0         | 1         | 1            | 8          |            |      |
| Roby   | 1         | 0         | 1            | 7          |            |      |
| Davis  | 0         | 1         | 1            | 7          |            |      |
| Winn   | 0         | 1         | 1            | 0          |            |      |
| <b>TOTALS</b>                                | <b>10</b> | <b>10</b> | <b>20</b>    | <b>93</b>  |            |      |

| GIVEAWAYS (15 TOT., 8 INT, 7 FUM, 50 pts.) |          |          |              |           |            |      |
|--|----------|----------|--------------|-----------|------------|------|
| Game                                       | Qtr.     | Time     | Giveaway     | Player    | Field Pos. | Pts. |
| vs. Car. (9/8)                             | 1        | 11:47    | Fumble       | Booker    | CAR 29     | 7    |
|  | 1        | 1:09     | Interception | Siemian   | CAR 36     | 0    |
|  | 3        | 9:17     | Interception | Siemian   | CAR 11     | 0    |
| vs. Ind. (9/18)                            | 2        | 6:28     | Interception | Siemian   | IND 45     | 3    |
| at Cin. (9/25)                             | 3        | 12:48    | Fumble       | Thomas    | DEN 37     | 0    |
| at T.B. (10/2)                             |          |          |              | None      |            |      |
| vs. Atl. (10/9)                            | 3        | 10:02    | Interception | Lynch     | DEN 42     | 7    |
| at S.D. (10/13)                            | 3        | 9:27     | Fumble       | Taylor    | DEN 35     | 3    |
|  | 4        | 3:43     | Fumble       | Thomas    | SD 29      | 0    |
| vs. Hou. (10/24)                           |          |          |              | None      |            |      |
| vs. S.D. (10/30)                           | 2        | 4:43     | Fumble       | Siemian   | SD 16      | 0    |
|  | 3        | 11:52    | Fumble       | Booker    | SD 2       | 7    |
|  | 4        | 8:10     | Interception | Siemian   | TD         | 6    |
| at Oak. (11/6)                             | 4        | 7:26     | Fumble       | Siemian   | DEN 39     | 7    |
|  | 4        | 2:06     | Interception | Siemian   | DEN 44     | 0    |
| at N.O. (11/13)                            | 2        | 0:36     | Interception | Siemian   | NO 38      | 3    |
|  | 3        | 5:46     | Interception | Siemian   | DEN 38     | 7    |
| <b>BRONCOS GIVEAWAY LEADERS</b>            |          |          |              |           |            |      |
| Player                                     | INT      | FUM      | Totals       | Pts.      |            |      |
| Siemian                                    | 7        | 2        | 9            | 26        |            |      |
| Booker                                     | 0        | 2        | 2            | 14        |            |      |
| Thomas                                     | 0        | 2        | 2            | 0         |            |      |
| Lynch                                      | 1        | 0        | 1            | 7         |            |      |
| Taylor                                     | 0        | 1        | 1            | 3         |            |      |
| <b>TOTALS</b>                              | <b>8</b> | <b>7</b> | <b>15</b>    | <b>50</b> |            |      |











# 2016 DENVER BRONCOS MISCELLANEOUS STATISTICS (Won 7, Lost 3)



## DRIVE ENGINEERING

| Quarterback | Drives Started | Drives Ended By |    |     |     |     |     |     |     |     |                   | Points Yielded | Pts/Drive | Quarterback |       | Directing Offense** |         |    |  |
|-------------|----------------|-----------------|----|-----|-----|-----|-----|-----|-----|-----|-------------------|----------------|-----------|-------------|-------|---------------------|---------|----|--|
|             |                | TD              | FG | FGA | PNT | DWN | TRN | SAF | CLK | RPL | Drive Efficiency* |                |           | Plays       | Yards | Avg.                | 3 & Out |    |  |
| T. SIEMIAN  | 103            | 20              | 16 | 3   | 39  | 2   | 14  | 1   | 8   | 0   | 186               | 1.81           | 35.0%     | 41.1%       | 517   | 2746                | 5.3     | 35 |  |
| P. LYNCH    | 18             | 2               | 5  | 0   | 9   | 0   | 1   | 0   | 1   | 0   | 29                | 1.61           | 38.9%     | 41.2%       | 112   | 513                 | 4.6     | 4  |  |
| DENVER      | 121            | 22              | 21 | 3   | 48  | 2   | 15  | 1   | 9   | (0) | 215               | 1.78           | 35.5%     | 41.1%       | 629   | 3259                | 5.2     | 39 |  |
| Opponents   | 117            | 18              | 19 | 3   | 46  | 7   | 17  | 0   | 7   | (0) | 181               | 1.55           | 31.6%     | 36.4%       | 647   | 3187                | 4.9     | 38 |  |

(\*—the second number is the percentage the quarterback has put his team in position to score, allowing for missed field goals and subtracting those drives ended by the clock and replaced due to injury. Quarterbacks who leave the game during a drive only get a replacement credit if team goes on to earn at least one first down. Blocked punts for safeties counted as drive ended by punt; \*\*—does not include plays when not at helm or not truly setting a play in motion, i.e., muffed punts/kneeldowns/spiked balls: Lynch 3-for-[-4], Siemian 8-for-[-8]; Opponents 10-for-[-7]. (3 & outs included all drives without first downs, minus FGs and clock.)

## KICKOFF ANALYSIS

| Kicker     | No. Opp, |      | OSY----- ASY----- |    |    |    |     |         |    |    |     |     |     |      |      |     |                     |                        |  |  |  |
|------------|----------|------|-------------------|----|----|----|-----|---------|----|----|-----|-----|-----|------|------|-----|---------------------|------------------------|--|--|--|
|            | Total    | Ret. | FC                | MF | NA | TB | EZ+ | In20/25 | TD | OB | OnS | SQB | FK  | All  | Ret. | All | Ret.                | In Denver              |  |  |  |
| B. McMANUS | 51       | 18   | 0                 | 0  | 0  | 33 | 20  | 8/12    | 0  | 0  | (2) | (0) | (0) | 1209 | 382  | O24 | O21                 | 27 KO / 18 TB / 12 EZ+ |  |  |  |
| R. DIXON   | 1        | 0    | 0                 | 0  | 0  | 1  | 0   | 0/0     | 0  | 0  | (1) | (0) | (1) | 25   | O25  | O25 | 0 KO / 0 TB / 0 EZ+ |                        |  |  |  |
| Opponents  | 46       | 13   | 0                 | 0  | 0  | 33 | 19  | 7/12    | 0  | 0  | (1) | (0) | (0) | 1095 | 268  | D24 | D21                 | 24 KO / 20 TB / 15 EZ+ |  |  |  |

(KEY: MF—muffed; EZ+—through or over end zone; OSY—Opponent Cumulative Starting Yardlines; ASY—Average Starting Yardline; Ret—averages using returned kicks only. OnSides (OnS), short squibs (SQB) and free kicks (FK) omitted in figuring the above (return counts could be off); out-of-bounds (OB) are not. Yardlines determined from spot of penalties. Returns on inside kicks/squibs are omitted from the above.)

## FIRST DOWN TENDENCIES

| Team      | Rushing |       |      | Passing |       |      | Overall |       |      | Times Gained |     |     |     |    | Miscellany |    |     |    |
|-----------|---------|-------|------|---------|-------|------|---------|-------|------|--------------|-----|-----|-----|----|------------|----|-----|----|
|           | Plays   | Yards | Avg. | Plays   | Yards | Avg. | Plays   | Yards | Avg. | 20+          | 10+ | 5+  | 2-  | 0  | Neg.       | TD | QBS | TO |
| DENVER    | 138     | 464   | 3.4  | 145     | 986   | 6.8  | 283     | 1450  | 5.12 | 14           | 48  | 104 | 142 | 63 | 30         | 7  | 12  | 4  |
| Opponents | 149     | 624   | 4.2  | 137     | 869   | 6.3  | 286     | 1493  | 5.22 | 17           | 47  | 106 | 132 | 70 | 19         | 8  | 8   | 5  |

## YARDS GAINED ANALYSIS

| Team      | 1st Down |       |      | 2nd Down |       |      | 3rd Down |       |      | 4th Down |       |      | Season |       |      | By Quarter |     |     |     |    | Plus Territory (50-in)--- |       |      |     |
|-----------|----------|-------|------|----------|-------|------|----------|-------|------|----------|-------|------|--------|-------|------|------------|-----|-----|-----|----|---------------------------|-------|------|-----|
|           | Att      | Yards | Avg. | Att      | Yards | Avg. | Att      | Yards | Avg. | Att      | Yards | Avg. | Att    | Yards | Avg. | 1st        | 2nd | 3rd | 4th | OT | Att                       | Yards | Avg. | Pts |
| DENVER    | 283      | 1450  | 5.1  | 216      | 1018  | 4.7  | 133      | 766   | 5.8  | 8        | 13    | 1.6  | 640    | 3247  | 5.07 | 646        | 935 | 692 | 974 | -- | 289                       | 1284  | 4.4  | 201 |
| Opponents | 286      | 1493  | 5.2  | 218      | 1063  | 4.9  | 142      | 606   | 4.3  | 11       | 18    | 1.6  | 657    | 3180  | 4.63 | 964        | 670 | 743 | 803 | -- | 273                       | 1143  | 4.2  | 181 |

Drives In Opponent Territory (minus drives with 50+ scores or no plays): Denver 61/119 (51.3%, 21.0 ypd); Opponents 60/117 (51.3%, 19.1 ypd).

Note: Opponents have two more third down plays than third down efficiency attempts due to an accepted penalties marked from spot of the foul.

## THIRD DOWN EFFICIENCY ANALYSIS

| Team      | 3rd Down & |      |      |     |      |     |      |      |      |      |       |       |     |       | Second |         |        | Total | Pct. |
|-----------|------------|------|------|-----|------|-----|------|------|------|------|-------|-------|-----|-------|--------|---------|--------|-------|------|
|           | 1          | 2    | 3    | 4   | 5    | 6   | 7    | 8    | 9    | 10   | 11-14 | 15-19 | 20+ | Rush  | Pass   | Half/OT |        |       |      |
| DENVER    | 13-24      | 6-9  | 3-6  | 4-7 | 6-9  | 0-5 | 3-13 | 3-6  | 3-13 | 5-13 | 5-16  | 0-10  | 0-2 | 14-32 | 37-101 | 27-66   | 51-133 | 38.3  |      |
| Opponents | 10-17      | 6-13 | 3-10 | 3-8 | 6-14 | 4-9 | 6-9  | 6-14 | 3-8  | 4-16 | 1-7   | 0-10  | 1-5 | 15-26 | 38-114 | 29-73   | 53-140 | 37.9  |      |

OVERTIME: N/A. AVERAGE YARDS TO GO: Denver 7.2 (133/955); Opponents 7.3 (140/1022).

DENVER DEFENSE: 16 QB sacks (96 yards), 5 INT (TD), 3 FR. OPPONENT DEFENSE: 7 QB sacks (35 yards), 3 INT, 1 FR.

SECOND DOWN EFFICIENCY: Denver 67-216 (31.0; 1-4 yds: 31-56); Opponent 62-218 (28.4; 1-4 yds: 22-42)

## TURNOVER ANALYSIS

DENVER's 15 turnovers have led to 49 Opponent points: 6 TD, 3 FG; 25.9% of Opponents' total points (189).

BY QTR (15): 2 / 3 / 7 / 3 (0 OT)

OPPONENTS' 20 turnovers have led to 93 Denver points: 11 TD, 5 FG; 38.9% of Denver's total points (239).

BY QTR (20): 3 / 5 / 3 / 9 (0 OT)

## AVERAGE STARTING FIELD POSITION

|   | Denver     | Opponent  |
|---|------------|-----------|
| Drives Started                          | 121        | 117       |
| Cumulative Starting Yardlines           | 3587       | 3410      |
| Average Field Position                  | D30        | O29       |
| Drives Started In Plus Territory        | 17         | 10        |
| Scores/TD, FG                           | 12/6,6     | 4/3,1     |
| FGA/Punts/Downs                         | 0/1/0      | 0/2/1     |
| Turnovers/Clock/Ran Out Clock           | 1/0/3      | 1/0/2     |
| Drives Started Inside Own 20/At Own 20  | 41 (31/10) | 27 (22/5) |
| Points Scored (TD/FG)                   | 54 (6/4)   | 42 (5/3)  |
| Drives Started Inside Opponent 20 (Pts) | 4 (17)     | 0 (0)     |

## SCORING PERCENTAGE INSIDE-THE-20 (RED ZONE)

|                                     | Denver     | Opponent   |
|-------------------------------------|------------|------------|
| Times Penetrated Opponent 20        | 34         | 31         |
| Total Scores                        | 30         | 29         |
| Touchdowns (Rush/Pass)              | 16 (7/9)   | 16 (9/7)   |
| Field Goals-Attempts                | 14-15      | 13-13      |
| Turnovers/Downs/Punts/Clock         | 3/0/0/0    | 0/1/1/0    |
| Scores From The 20 & Outside/TD,FG  | 9/4,5      | 8/2,6      |
| Total Red Zone Plays-Yards          | 96-202/2.1 | 80-224/2.8 |
| Third Down Efficiency               | 8-24/33.3  | 7-19/36.8  |
| Fourth Down Efficiency              | 1-1/100.0  | 1-3/33.3   |
| Overall Scoring Percentage          | 88.2       | 93.5       |
| TD Percentage                       | 47.1       | 51.6       |
| #—Ran Out Clock Not Trying To Score | 0          | 0          |

(#—not included in total count or any stats above once choice is made.)

## YARDS LOST DUE TO PENALTIES

|  | Denver | Opponent |
|--|--------|----------|
| Times Penalized After Offensive Gain/Score | 12     | 18       |
| Yards Lost Due To Penalties                | 142    | 168      |
| Touchdowns Called Back                     | 1      | 1        |
| Field Goals Called Back                    | 0      | 0        |
| First Downs Lost                           | 8      | 10       |

## TIME SPENT IN THE LEAD

|                              | Denver | Tied   | Opponent |
|------------------------------|--------|--------|----------|
| 10 Games (600:00 total time) | 237:21 | 101:26 | 261:13   |
| Percentage                   | 39.6   | 16.9   | 43.5     |

## EXPANDED PUNTING

| Player   | No. Return |       |       | Avg. | Long | Pct. | Not Returned | Net  | Own 25 & Inside |        |          |      |               | Plus Terr. |    | Adjusted 50 & Out |     |      |       |      |     |      |      |
|----------|------------|-------|-------|------|------|------|--------------|------|-----------------|--------|----------|------|---------------|------------|----|-------------------|-----|------|-------|------|-----|------|------|
|          | Punts      | Yards | Ret.  |      |      |      |              |      | Yards           | Return | Returned | Avg. | In 20/15/10/5 | TB         | FC | 60+               | 50+ | No.  | Yds.  | Avg. | No. | Yds. | Avg. |
| R. DIXON | 48         | 2209  | 46.02 | 24   | 149  | 6.2  | 16           | 50.0 | 41.67           | 14     | 8/4/0    | 3    | 13            | 2          | 9  | 21                | 996 | 47.4 | 5-194 | (3)  | 43  | 2015 | 46.9 |

## FIRST DOWNS EARNED

| Player      | Rush | Pass | Rec. | — | Total | (3/4) |
|-------------|------|------|------|---|-------|-------|
| T. SIEMIAN  | 5    | 98   | 0    | — | 103   | (35)  |
| D. THOMAS   | 0    | 0    | 34   | — | 34    | (11)  |
| E. SANDERS  | 0    | 0    | 33   | — | 33    | (10)  |
| C. ANDERSON | 22   | 0    | 6    | — | 28    | (7)   |
| D. BOOKER   | 19   | 0    | 3    | — | 22    | (4)   |
| P. LYNCH    | 1    | 20   | 0    | — | 21    | (8)   |
| V. GREEN    | 0    | 0    | 12   | — | 12    | (5)   |
| J. NORWOOD  | 0    | 0    | 8    | — | 8     | (2)   |
| A. JANOVICH | 2    | 0    | 4    | — | 6     | (2)   |
| K. BIBBS    | 4    | 0    | 1    | — | 5     | (2)   |
| B. FOWLER   | 0    | 0    | 4    | — | 4     | (1)   |
| J. TAYLOR   | 0    | 0    | 4    | — | 4     | (2)   |
| J. PHILLIPS | 0    | 0    | 3    | — | 3     | (1)   |
| A. DERBY    | 0    | 0    | 2    | — | 2     | (2)   |
| J. HEUERMAN | 0    | 0    | 2    | — | 2     | (0)   |
| C. LATIMER  | 0    | 0    | 2    | — | 2     | (1)   |
| J. THOMPSON | 1    | 0    | 0    | — | 1     | (1)   |

(3/4—first downs earned on third and fourth down plays.)

## TRUE QUARTERBACK RUSHING

| Player     | Att. | Yds | Avg. | K-downs | Abort | Adjusted | Spiked | Pts |
|------------|------|-----|------|---------|-------|----------|--------|-----|
| T. SIEMIAN | 19   | 36  | 1.9  | 7-(-7)  | 1     | 11       | 43     | 3.9 |
| P. LYNCH   | 10   | 13  | 1.3  | 4-(-5)  | 0     | 6        | 18     | 3.0 |

## GOAL-TO-GO SITUATIONS

| Team      | Summary |    |    |     |     |    |     | GTG Plays |     |      |         |
|-----------|---------|----|----|-----|-----|----|-----|-----------|-----|------|---------|
|           | Total*  | TD | FG | FGA | DWN | TO | CLK | Plays     | TDs | Pct. | TD Pct. |
| DENVER    | 20      | 14 | 5  | 0   | 0   | 1  | 0   | 46        | 14  | 30.4 | 70.0    |
| OPPONENTS | 17      | 14 | 2  | 0   | 1   | 0  | 0   | 31        | 14  | 45.2 | 82.4    |

(\*—does not include purposely running out the clock: Denver 0, Opponent 0.)



# Denver 21, Carolina 20

Thursday, Sept. 8, 2016 • 6:40 p.m. MDT • Sports Authority Field at Mile High • Denver

WEATHER: Sunny and Clear, 85°, Wind E 10 mph • TIME: 3:12 • ATTENDANCE: 76,843

For the fifth consecutive season the Denver Broncos captured a victory in their season opener, defeating the Carolina Panthers by a score of 21-20 in a rematch of Super Bowl 50.

Denver running back C.J. Anderson rushed for a game-high 92 yards and had 47 yards receiving in the match up, which marked the first time since 1970 that Super Bowl participants from the previous season met in Week 1.

The Broncos' promising opening drive was thwarted when rookie running back Devontae Booker fumbled on his initial NFL carry. Panthers linebacker Shaq Thompson recovered the fumble, giving Carolina possession of the ball on its own 29-yard line.

The Panthers capitalized on the turnover, striking first off a 14-yard touchdown pass from quarterback Cam Newton to wide receiver Kelvin Benjamin.

On the Broncos' ensuing possession, quarterback Trevor Siemian, making his first NFL start, threw his first of two interceptions with Panthers linebacker Thomas Davis recording the takeaway.

After the Denver's defense held stout on the first drive of the second quarter, rookie fullback Andy Janovich ripped off a 28-yard touchdown run on his first career carry to tie the score at 7-7.

Carolina would tack on an additional 10 points before halftime to take a 17-7 lead into the locker room. Newton scrambled for a 2-yard touchdown, capping an 18-play, 89-yard drive, while kicker Graham Gano split the uprights from 44 yards with three seconds remaining in the half.

Siemian threw his second interception of the game to open the half in a scoreless third quarter for both teams.

The Broncos then came out firing on all cylinders in the fourth quarter, outscoring the Panthers 14-3.

On the first play of the fourth, Anderson took a screen pass from Siemian 25 yards for a score, pulling within 17-14.

Two plays later, Broncos cornerback Chris Harris Jr. tipped a Newton pass and caught the ball, registering the Broncos' only takeaway of the game.

Denver turned the interception into seven points after a 10-play, 23-yard drive ended in a 1-yard rushing score from Anderson—his second touchdown of the game. With the touchdown, Denver took its first lead of the game, 21-17.

Carolina and Gano answered with a 36-yard field goal to pull within one, 21-20, but that's as close as Carolina would get.

The Panthers mounted a final drive into field goal range after converting a 4th-and-21 thanks to a defensive penalty.

With nine seconds left, Gano pushed a potential game-winning 50-yard field goal wide left, sealing the Denver victory.

The win marked Denver's 29th victory in 33 home openers under Owner Pat Bowlen.

### OFFICIALS:

**Referee** — Gene Steratore (114); **Umpire** — Bill Schuster (89); **Head Linesman** — Ed Walker (123); **Line Judge** — Gary Arthur (108); **Side Judge** — Bob Waggoner (25); **Field Judge** — Mike Weatherford (116); **Back Judge** — Dino Paganelli (105); **Replay** — Paul Weidner

### DENVER BRONCOS

| OFFENSE |               | DEFENSE |               |
|---------|---------------|---------|---------------|
| WR 88   | D. Thomas     | DE 95   | D. Wolfe      |
| LT 73   | R. Okung      | NT 92   | S. Williams   |
| G 76    | M. Garcia     | DE 93   | J. Crick      |
| C 61    | M. Paradis    | SLB 58  | V. Miller     |
| RG 79   | M. Schofield  | MLB 94  | D. Ware       |
| RT 71   | D. Stephenson | ILB 54  | B. Marshall   |
| TE 85   | V. Green      | ILB 51  | T. Davis      |
| WR 10   | E. Sanders    | LCB 21  | A. Talib      |
| RB 22   | C. Anderson   | RCB 25  | C. Harris Jr. |
| QB 13   | T. Siemian    | SS 43   | T. Ward       |
| WR 11   | J. Norwood    | FS 26   | D. Stewart    |

**BRONCOS SUBSTITUTIONS:** K 8 B.McManus, P 9 R.Dixon, WR 14 C.Latimer, RB 23 D.Booker, CB 29 B.Roby, S 31 J.Simmons, FB 32 A.Janovich, S 34 W.Parks, RB 35 K.Bibbs, CB 36 K.Webster, LS 42 C.Kreiter, OLB 48 S.Barrett, ILB 50 Z.Anderson, ILB 52 C.Nelson, OLB 56 S.Ray, OLB 57 D.Watson, OL 77 D.Weems, TE 86 J.Phillips, WR 87 J.Taylor, DE 97 B.Winn, NT 98 D.Kilgo, DE 99 A.Gotsis. **DID NOT PLAY:** QB 12 P.Lynch, C 53 J.Ferentz. **INACTIVE:** QB 4 A.Davis, WR 16 B.Fowler, CB 37 L.Doss, G 60 C.McGovern, OL 74, T.Sambrailo, TE 82 J.Heuerman, DT 90 K.Peko.

### CAROLINA PANTHERS

| OFFENSE |             | DEFENSE |              |
|---------|-------------|---------|--------------|
| WR 17   | D. Funchess | LDE 95  | C. Johnson   |
| LT 73   | M. Oher     | LDT 98  | S. Lotulelei |
| LG 68   | A. Norwell  | RDT 99  | K. Short     |
| C 67    | R. Kalil    | RDE 94  | K. Ealy      |
| RG 70   | T. Turner   | CB 27   | R. McClain   |
| RT 74   | M. Remmers  | MLB 59  | L. Kuechly   |
| TE 84   | E. Dickson  | WLB 58  | T. Davis     |
| TE 88   | G. Olsen    | LCB 24  | J. Bradberry |
| QB 1    | C. Newton   | RCB 25  | B. Benwikere |
| TE 80   | S. Simonson | SS 20   | K. Coleman   |
| RB 28   | J. Stewart  | FS 33   | T. Boston    |

**PANTHERS SUBSTITUTIONS:** P 8 A.Lee, K 9 G.Gano, WR 10 C.Brown, WR 13 K.Benjamin, QB 14 J.Webb, WR 19 T.Ginn, CB 21 T.Williams, DB 26 D.Worley, FB 35 M.Tolbert, DB 42 C.Jones, RB 43 F.Whittaker, LS 44 J.Jansen, LB 54 S.Thompson, LB 55 D.Mayo, LB 56 A.Klein, LB 57 J.Cash, T 60 D.Williams, DT 90 P.Soliai, DE 91 R.Delair, DT 92 V.Butler, DE 97 M.Addison. **DID NOT PLAY:** QB 3 D.Anderson, G 66 G.Gradkowski, G 78 D.Hawkins. **INACTIVE:** WR 11 B.Bersin, WR 18 D.Byrd, S 29 D.Marlowe, RB 34 C.Artis-Payne, LB 52 J.Norris, G 69 T.Larsen, DE 93 L.Edwards.

|         |                   | 1 | 2  | 3 | 4  | OT | TOTAL | FIELD GOALS (made ( ) & missed) |
|---------|-------------------|---|----|---|----|----|-------|---------------------------------|
| VISITOR | Carolina Panthers | 7 | 10 | 0 | 3  | —  | 20    | G. Gano (44)(36) 50W/L          |
| HOME    | Denver Broncos    | 0 | 7  | 0 | 14 | —  | 21    |                                 |

| Team     | Qtr | Clock Time | PLAY DESCRIPTION (Extra Point) (Drive Info)                            | SCORE   |      |
|----------|-----|------------|--|---------|------|
|          |     |            |  | Visitor | Home |
| PANTHERS | 1   | 7:13       | K. Benjamin 14 yd. pass from C. Newton (G. Gano kick) (8-71, 4:24)     | 7       | 0    |
| BRONCOS  | 2   | 12:16      | A. Janovich 28 yd. run (B. McManus kick) (5-80, 2:36)                  | 7       | 7    |
| PANTHERS | 2   | 3:01       | C. Newton 2 yd. run (G. Gano kick) (18-89, 9:15)                       | 14      | 7    |
| PANTHERS | 2   | 0:03       | G. Gano 44 yd. Field Goal (7-52, 1:42)                                 | 17      | 7    |
| BRONCOS  | 4   | 14:50      | C. Anderson 25 yd. pass from T. Siemian (B. McManus kick) (8-78, 4:08) | 17      | 14   |
| BRONCOS  | 4   | 9:26       | C. Anderson 1 yd. run (B. McManus kick) (10-23, 4:41)                  | 17      | 21   |
| PANTHERS | 4   | 4:21       | G. Gano 36 yd. Field Goal (10-57, 5:05)                                | 20      | 21   |





# Denver 34, Indianapolis 20

**Sunday, Sept. 18, 2016 • 2:25 p.m. MDT • Sports Authority Field at Mile High • Denver**

**WEATHER:** Sunny, 85°, Wind E 4 mph • **TIME:** 3:12 • **ATTENDANCE:** 76,379

Two defensive touchdowns helped spark the Broncos as Denver topped the Indianapolis Colts, 34-20, for its second win of the 2016 season. With the victory, Denver moved to 2-0 to start the year, marking the fourth straight season the team opened up with a two-game win streak.

Denver opened the game with a promising offensive drive, but could not capitalize as kicker Brandon McManus pushed a 54-yard field goal wide left.

On the ensuing Colts drive, quarterback Andrew Luck marched Indianapolis down the field before stalling at Denver's 30-yard line. Colts kicker Adam Vinatieri gave the visitors a 3-0 lead off a 48-yard field goal.

Denver would then answer with three points of its own as a 44-yard pass from quarterback Trevor Siemian to wide receiver Demaryius Thomas set McManus up for a 23-yard field goal knotting the game at 3-3.

Siemian and the Denver offense opened up the second quarter by finding the end zone. From the Colt's 4-yard line, Anderson darted up the middle for the first touchdown of the game.

Indianapolis' defense generated the first turnover of the game after cornerback Darius Butler jumped a Siemian pass, returning it 19 yards. Butler injured his hamstring on the return, preventing a touchdown, and the Colts had to settle for a 52-yard field goal from Vinatieri to pull within 10-6.

With less than 10 seconds left in the first half, Denver extended its lead to 13-6 after McManus hit his second of the day, a 43-yarder.

On the first possession of the second half, the Colts put together a 13-play, 79-yard drive that culminated in a 5-yard touchdown run by Robin Turbin, tying the game at 13.

After McManus' third field goal—a 33-yarder—the Broncos padded their lead early in the fourth quarter when cornerback Aqib Talib jumped a Luck pass, taking it 46 yards for a pick-six.

Midway through the fourth, Indianapolis made things interesting when Luck found running back Frank Gore for a 7-yard touchdown pass, to pull within 23-20 with 4:02 remaining.

After a Denver field goal put the home team up by six points with less than two minutes remaining, the Colts took over looking to drive for the winning score.

On the first play of their drive, Luck was sacked by Broncos linebacker Von Miller, who forced a fumble that was recovered by teammate Shane Ray and returned 15 yards for a touchdown.

Siemian then hit Thomas for the two-point conversion, sealing the 34-20 victory.

The game marked the 10th time in team history—and the first since 2012—that the Broncos recorded multiple defensive touchdowns in a single contest.

### OFFICIALS:

**Referee** — Walt Coleman (65); **Umpire** — Jeff Rice (44); **Head Linesman** — Derick Bowers (174); **Line Judge** — Kevin Codey (16); **Side Judge** — Alan Eck (76); **Field Judge** — Terry Brown (43); **Back Judge** — Terrance Miles (111); **Replay** — Louis Nazzaro

### DENVER BRONCOS

|                            |                             |
|----------------------------|-----------------------------|
| <b>OFFENSE</b>             | <b>DEFENSE</b>              |
| <b>WR</b> 88 D. Thomas     | <b>DE</b> 95 D. Wolfe       |
| <b>LT</b> 73 R. Okung      | <b>NT</b> 92 S. Williams    |
| <b>G</b> 76 M. Garcia      | <b>DE</b> 93 J. Crick       |
| <b>C</b> 61 M. Paradis     | <b>SLB</b> 58 V. Miller     |
| <b>RG</b> 79 M. Schofield  | <b>MLB</b> 94 D. Ware       |
| <b>RT</b> 71 D. Stephenson | <b>ILB</b> 54 B. Marshall   |
| <b>WR</b> 11 J. Norwood    | <b>ILB</b> 51 T. Davis      |
| <b>WR</b> 10 E. Sanders    | <b>LCB</b> 21 A. Talib      |
| <b>RB</b> 22 C. Anderson   | <b>RCB</b> 25 C. Harris Jr. |
| <b>QB</b> 13 T. Siemian    | <b>SS</b> 43 T. Ward        |
| <b>WR</b> 14 C. Latimer    | <b>FS</b> 26 D. Stewart     |

**BRONCOS SUBSTITUTIONS:** K 8 B.McManus, P 9 R.Dixon, RB 23 D.Booker, CB 29 B.Roby, S 31 J.Simmons, FB 32 A.Janovich, S 34 W.Parks, RB 35 K.Bibbs, CB 36 K.Webster, LS 42 C.Kreiter, OLB 48 S.Barrett, ILB 50 Z.Anderson, ILB 52 C.Nelson, C 53 J.Ferentz, OLB 56 S.Ray, OLB 57 D.Watson, OL 77 D.Weems, TE 85 V.Green, TE 86 J.Phillips, WR 87 J.Taylor, DE 97 B.Winn, NT 98 D.Kilgo, DE 99 A.Gotsis. **DID NOT PLAY:** QB 12 P.Lynch. **INACTIVE:** QB 4 A.Davis, WR 16 B.Fowler, CB 37 L.Doss, G 60 C.McGovern, OL 74 T.Sambrailo, TE 82 J.Heuerman, DT 90 K.Peko.

### INDIANAPOLIS COLTS

|                          |                            |
|--------------------------|----------------------------|
| <b>OFFENSE</b>           | <b>DEFENSE</b>             |
| <b>TE</b> 86 E. Swoope   | <b>DE</b> 90 K. Langford   |
| <b>LT</b> 74 A. Castonzo | <b>NT</b> 54 D. Parry      |
| <b>LG</b> 75 J. Mewhort  | <b>CB</b> 20 D. Butler     |
| <b>C</b> 78 R. Kelly     | <b>SLB</b> 93 E. Walden    |
| <b>RG</b> 71 D. Good     | <b>MIKE</b> 52 D. Jackson  |
| <b>RT</b> 76 J. Reitz    | <b>WILL</b> 55 Si. Moore   |
| <b>TE</b> 83 D. Allen    | <b>RUSH</b> 98 R. Mathis   |
| <b>WR</b> 13 T. Hilton   | <b>LCB</b> 30 R. Melvin    |
| <b>QB</b> 12 A. Luck     | <b>SS</b> 29 M. Adams      |
| <b>TE</b> 84 J. Doyle    | <b>FS</b> 26 C. Geathers   |
| <b>RB</b> 23 F. Gore     | <b>RCB</b> 32 A. Cromartie |

**COLTS SUBSTITUTIONS:** P 1 P.McAfee, K 4 A.Vinatieri, WR 10 D.Moncrief, WR 11 Q.Bray, WR 15 P.Dorsett, S 27 W.Guy, RB 28 J.Todman, RB 33 R.Turbin, RB 34 J.Ferguson, CB 35 D.Morris, S 41 M.Farley, ILB 44 A.Morrison, LS 45 M.Overton, ILB 53 E.Jackson, OLB 56 A.Ayers, ILB 57 J.McNary, C 72 J.Harrison, T 73 J.Haeg, WR 80 C.Rogers, DT 91 H.Ridgeway, OLB 92 C.Maggitt, NT 94 Z.Kerr, DT 99 T.McGill. **DID NOT PLAY:** QB 16 S.Tolzien. **INACTIVE:** CB 21 V.Davis, CB 25 P.Robinson, S 32 T.Green, OLB 58 T.Cole, T 62 L.Clark, C 63 A.Blythe, DT 96 H.Anderson.

|                |                    | 1 | 2  | 3 | 4  | OT | TOTAL | FIELD GOALS (made ( ) & missed) |
|----------------|--------------------|---|----|---|----|----|-------|---------------------------------|
| <b>VISITOR</b> | Indianapolis Colts | 3 | 3  | 7 | 7  | —  | 20    | A. Vinatieri (48)(52)           |
| <b>HOME</b>    | Denver Broncos     | 3 | 10 | 3 | 18 | —  | 34    | B. McManus 54WL(23)(43)(33)(35) |

| Team    | Qtr | Clock Time | PLAY DESCRIPTION (Extra Point) (Drive Info)                       | SCORE   |      |
|---------|-----|------------|---|---------|------|
|         |     |            |   | Visitor | Home |
| COLTS   | 1   | 8:17       | A. Vinatieri 48 yd. Field Goal (7-26, 3:24)                       | 3       | 0    |
| BRONCOS | 1   | 5:30       | B. McManus 23 yd. Field Goal (7-70, 2:47)                         | 3       | 3    |
| BRONCOS | 2   | 11:41      | C. Anderson 4 yd. run (B. McManus kick) (6-69, 3:19)              | 3       | 10   |
| COLTS   | 2   | 2:43       | A. Vinatieri 52 yd. Field Goal (9-21, 3:36)                       | 6       | 10   |
| BRONCOS | 2   | 0:05       | B. McManus 43 yd. Field Goal (11-50, 2:38)                        | 6       | 13   |
| COLTS   | 3   | 8:06       | R. Turbin 5 yd. run (A. Vinatieri kick) (13-79, 6:54)             | 13      | 13   |
| BRONCOS | 3   | 1:09       | B. McManus 33 yd. Field Goal (13-60, 6:57)                        | 13      | 16   |
| BRONCOS | 4   | 13:52      | A. Talib 46 yd. interception return (B. McManus kick)             | 13      | 23   |
| COLTS   | 4   | 4:02       | F. Gore 7 yd. pass from A. Luck (A. Vinatieri kick) (12-80, 5:28) | 20      | 23   |
| BRONCOS | 4   | 1:51       | B. McManus 35 yd. Field Goal (8-58, 2:11)                         | 20      | 26   |
| BRONCOS | 4   | 1:42       | S. Ray 15 yd. fumble return (T. Siemian-D. Thomas pass)           | 20      | 34   |







# Denver 29, Cincinnati 17

Sunday, Sept. 25, 2016 • 1:02 p.m. EDT • Paul Brown Stadium • Cincinnati

WEATHER: Sunny, 81°, Wind S 3 mph • TIME: 3:05 • ATTENDANCE: 63,850

The Denver Broncos picked up their first road victory of the season with a 29-17 victory over the Cincinnati Bengals in a back-and-forth affair in front of 63,850 fans at Paul Brown Stadium.

Denver was led by quarterback Trevor Siemian (23-of-35 for 312 yards, 4 TDs, 132.1 rtg.), who became the first player in NFL history to throw for 300 yards and four touchdowns without an interception in his first career road start.

Cincinnati opened the game on a 5-play, 74-yard drive, culminating in a 3-yard touchdown run from Bengals running back Jeremy Hill, the first of two from Hill on the day.

On the ensuing Broncos drive, Denver cut the Bengals' lead to 7-3 following a 20-yard field goal from kicker Brandon McManus.

At the end of the first quarter, Denver posted its first takeaway of the game after Cincinnati's Adam Jones fumbled a punt. Denver's Zaire Anderson forced the fumble, while Shiloh Keo recovered the ball at the Bengals' 46-yard line.

Three plays into the second quarter, the Broncos capitalized off the turnover, taking their first lead of the game. Siemian hit wide receiver Emmanuel Sanders for a 41-yard score to go up 10-7.

Cincinnati answered Denver's score with a touchdown drive of its own. Hill scampered four yards for his second touchdown run of the game, putting the Bengals up 14-10.

With less than five minutes remaining in the first half, Denver engineered a 10-play, 55-yard drive that resulted in Siemian's second touchdown pass to Sanders—a 7-yarder with 32 seconds remaining—to give Denver a 16-14 lead entering the half.

Both teams held each other scoreless in the third quarter before Bengals kicker Mike Nugent pushed Cincinnati ahead 17-16 early in the fourth with a 34-yard field goal.

On Denver's next drive, Siemian found tight end John Phillips in the middle of the end zone for a 1-yard score for his first touchdown catch as a Bronco. Denver failed to convert the two-point attempt, keeping the lead at 22-17.

After a three-and-out from the Cincinnati offense, Denver put the game away on its ensuing possession. Siemian found tight end Jeff Heuerman for a 29-yard connection to set the Broncos up near midfield.

On third-and-11, Siemian connected on his second deep touchdown pass of the day—a 55-yarder to wide receiver Demaryius Thomas—to put the Broncos ahead 29-17.

Denver safety Will Parks quelled any attempt of a Bengals comeback after a pass tipped by safety T.J. Ward found its way into the rookie's hands.

Linebacker Shane Ray helped seal the win with his third sack of the day to become the first NFL player in 14 seasons to post three sacks in his first career start.

### OFFICIALS:

**Referee** — John Parry (132); **Umpire** — Mark Pellis (131); **Head Linesman** — John McGrath (5); **Line Judge** — Jeff Seeman (45); **Side Judge** — Keith Washington (7); **Field Judge** — Jabir Walker (26); **Back Judge** — Perry Paganelli (46); **Replay** — Bob McGrath

### DENVER BRONCOS

| OFFENSE |              | DEFENSE |               |
|---------|--------------|---------|---------------|
| WR 88   | D. Thomas    | DE 95   | D. Wolfe      |
| LT 73   | R. Okung     | NT 92   | S. Williams   |
| G 76    | M. Garcia    | DE 93   | J. Crick      |
| C 61    | M. Paradis   | SLB 58  | V. Miller     |
| RG 79   | M. Schofield | WLB 56  | S. Ray        |
| RT 74   | T. Sambrailo | ILB 54  | B. Marshall   |
| TE 86   | J. Phillips  | ILB 51  | T. Davis      |
| WR 10   | E. Sanders   | LCB 21  | A. Talib      |
| RB 22   | C. Anderson  | RCB 25  | C. Harris Jr. |
| QB 13   | T. Siemian   | SS 43   | T. Ward       |
| FB 32   | A. Janovich  | FS 26   | D. Stewart    |

**BRONCOS SUBSTITUTIONS:** K 8 B.McManus, P 9 R.Dixon, WR 11 J.Norwood, WR 14 C.Latimer, WR 16 B.Fowler, RB 23 D.Booker, CB 29 B.Roby, S 33 S.Keo, S 34 W.Parks, RB 35 K.Bibbs, CB 36 K.Webster, LS 42 C.Kreiter, OLB 48 S.Barrett, ILB 50 Z.Anderson, ILB 52 C.Nelson, C 53 J.Ferentz, OLB 57 D.Watson, OL 77 D.Weems, TE 82 J.Heuerman, WR 87 J.Taylor, DE 97 B.Winn, NT 98 D.Kilgo, DE 99 A.Gotsis. **DID NOT PLAY:** QB 12 P.Lynch. **INACTIVE:** QB 4 A.Davis, S 31 J.Simmons, CB 37 L.Doss, G 60 C.McGovern, T 71 D.Stephenson, TE 85 V.Green, OLB 94 D.Ware.

### CINCINNATI BENGALS

| OFFENSE |              | DEFENSE |                |
|---------|--------------|---------|----------------|
| WR 18   | A. Green     | LDE 96  | C. Dunlap      |
| LOT 77  | A. Whitworth | NT 94   | D. Peko        |
| LG 65   | C. Boling    | DT 97   | G. Atkins      |
| C 61    | R. Bodine    | RDE 90  | M Johnson      |
| RG 68   | K. Zeitler   | SLB 56  | K. Dansby      |
| ROT 70  | C. Ogbuehi   | MLB 58  | R. Mauluga     |
| TE 81   | T. Kroft     | WLB 57  | V. Rey         |
| H-B 89  | R. Hewitt    | LCB 27  | D. Kirkpatrick |
| WR 86   | J. Wright    | RCB 24  | A. Jones       |
| QB 14   | A. Dalton    | SS 36   | S. Williams    |
| HB 32   | J. Hill      | FS 43   | G. Iloka       |

**BENGALS SUBSTITUTIONS:** K 2 M.Nugent, P 10 K.Huber, WR 11 B.LaFell, WR 12 A.Erickson, CB 21 D.Dennard, HB 25 G.Bernard, CB 26 J.Shaw, S 31 D.Smith, HB 33 R.Burkhead, CB 37 C.Lewis-Harris, S 42 C.Fejedele, LS 46 C.Harris, LB 52 T.Roach, LB 53 M.Flowers, LB 59 N.Vigil, C 60 T.Johnson, OT 73 E.Winston, OT 74 J.Fisher, WR 83 T.Boyd, TE 87 C.Uzomah, DT 92 P.Sims, DE 93 W.Clarke, DE 99 M.Hunt. **DID NOT PLAY:** QB 5 A.McCarron. **INACTIVE:** QB 6 J.Driskel, WR 16 C.Core, CB 20 K.Russell, CB 23 C.Brown, G 63 C.Westerman, DT 69 D.Williams, TE 85 T.Eifert.

|                |                    | 1 | 2  | 3 | 4  | OT | TOTAL | FIELD GOALS (made ( ) & missed) |
|----------------|--------------------|---|----|---|----|----|-------|---------------------------------|
| <b>VISITOR</b> | Denver Broncos     | 3 | 13 | 0 | 13 | —  | 29    | B. McManus (20)                 |
| <b>HOME</b>    | Cincinnati Bengals | 7 | 7  | 0 | 3  | —  | 17    | M. Nugent (34)                  |

| Team    | Qtr | Clock Time | PLAY DESCRIPTION (Extra Point) (Drive Info)                           | SCORE   |      |
|---------|-----|------------|---|---------|------|
|         |     |            |   | Visitor | Home |
| BENGALS | 1   | 11:07      | J. Hill 3 yd. run (M. Nugent kick) (5-74, 2:50)                       | 0       | 7    |
| BRONCOS | 1   | 4:05       | B. McManus 20 yd. Field Goal (14-73, 7:02)                            | 3       | 7    |
| BRONCOS | 2   | 13:57      | E. Sanders 41 yd. pass from T. Siemian (B. McManus kick) (3-46, 1:03) | 10      | 7    |
| BENGALS | 2   | 4:57       | J. Hill 4 yd. run (M. Nugent kick) (8-62, 3:36)                       | 10      | 14   |
| BRONCOS | 2   | 0:28       | E. Sanders 7 yd. pass from T. Siemian (kick blocked) (10-55, 4:29)    | 16      | 14   |
| BENGALS | 4   | 14:52      | M. Nugent 34 yd. Field Goal (15-60, 8:18)                             | 16      | 17   |
| BRONCOS | 4   | 6:56       | J. Phillips 1 yd. pass from T. Siemian (run failed) (13-82, 7:56)     | 22      | 17   |
| BRONCOS | 4   | 4:23       | D. Thomas 55 yd. pass from T. Siemian (B. McManus kick) (4-83, 1:39)  | 29      | 17   |

### FINAL INDIVIDUAL STATISTICS

| Denver Broncos         |           |            |             |             |           |              |                 |              |              | Cincinnati Bengals        |              |             |             |          |           |          |             |          |          |          |          |   |
|------------------------|-----------|------------|-------------|-------------|-----------|--------------|-----------------|--------------|--------------|---------------------------|--------------|-------------|-------------|----------|-----------|----------|-------------|----------|----------|----------|----------|---|
| <b>RUSHING</b>         |           |            |             |             |           |              |                 |              |              | <b>RUSHING</b>            |              |             |             |          |           |          |             |          |          |          |          |   |
| C. Anderson            | ATT       | YDS        | AVG         | LG          | TD        | J. Hill      | ATT             | YDS          | AVG          | LG                        | TD           |             |             |          |           |          |             |          |          |          |          |   |
| C. Anderson            | 14        | 37         | 2.6         | 13          | 0         | J. Hill      | 17              | 97           | 5.7          | 50                        | 2            |             |             |          |           |          |             |          |          |          |          |   |
| D. Booker              | 4         | 8          | 2.0         | 3           | 0         | A. Dalton    | 6               | 40           | 6.7          | 15                        | 0            |             |             |          |           |          |             |          |          |          |          |   |
| T. Siemian             | 3         | 5          | 1.7         | 5           | 0         | G. Bernard   | 5               | 8            | 1.6          | 4                         | 0            |             |             |          |           |          |             |          |          |          |          |   |
| A. Janovich            | 1         | 2          | 2.0         | 2           | 0         | B. LaFell    | 1               | -2           | -2.0         | -2                        | 0            |             |             |          |           |          |             |          |          |          |          |   |
| J. Norwood             | 1         | 0          | 0.0         | 0           | 0         |              |                 |              |              |                           |              |             |             |          |           |          |             |          |          |          |          |   |
| <b>TOTAL</b>           | <b>23</b> | <b>52</b>  | <b>2.3</b>  | <b>13</b>   | <b>0</b>  | <b>TOTAL</b> | <b>29</b>       | <b>143</b>   | <b>4.9</b>   | <b>50</b>                 | <b>2</b>     |             |             |          |           |          |             |          |          |          |          |   |
| <b>PASSING</b>         |           |            |             |             |           |              |                 |              |              | <b>PASSING</b>            |              |             |             |          |           |          |             |          |          |          |          |   |
| T. Siemian             | ATT       | CMP        | YDS         | TKD/YD      | TD        | LG           | IN              | Rtg.         | A. Dalton    | ATT                       | CMP          | YDS         | TKD/YD      | TD       | LG        | IN       | Rtg.        |          |          |          |          |   |
| T. Siemian             | 35        | 23         | 312         | 2/9         | 4         | 55           | 0               | 132.1        | A. Dalton    | 31                        | 21           | 206         | 4/17        | 0        | 27        | 1        | 72.8        |          |          |          |          |   |
| <b>TOTAL</b>           | <b>35</b> | <b>23</b>  | <b>312</b>  | <b>2/9</b>  | <b>4</b>  | <b>55</b>    | <b>0</b>        | <b>132.1</b> | <b>TOTAL</b> | <b>31</b>                 | <b>21</b>    | <b>206</b>  | <b>4/17</b> | <b>0</b> | <b>27</b> | <b>1</b> | <b>72.8</b> |          |          |          |          |   |
| <b>PASS RECEIVING</b>  |           |            |             |             |           |              |                 |              |              | <b>PASS RECEIVING</b>     |              |             |             |          |           |          |             |          |          |          |          |   |
| E. Sanders             | NO        | YDS        | AVG         | LG          | TD        | A. Green     | NO              | YDS          | AVG          | LG                        | TD           |             |             |          |           |          |             |          |          |          |          |   |
| E. Sanders             | 9         | 117        | 13.0        | 41          | 2         | A. Green     | 8               | 77           | 9.6          | 20                        | 0            |             |             |          |           |          |             |          |          |          |          |   |
| D. Thomas              | 6         | 100        | 16.7        | 55          | 1         | G. Bernard   | 5               | 36           | 7.2          | 10                        | 0            |             |             |          |           |          |             |          |          |          |          |   |
| J. Phillips            | 2         | 9          | 4.5         | 8           | 1         | T. Boyd      | 3               | 18           | 6.0          | 9                         | 0            |             |             |          |           |          |             |          |          |          |          |   |
| J. Heurman             | 1         | 29         | 29.0        | 29          | 0         | B. LaFell    | 2               | 34           | 17.0         | 27                        | 0            |             |             |          |           |          |             |          |          |          |          |   |
| D. Booker              | 1         | 17         | 17.0        | 17          | 0         | C. Uzomah    | 2               | 31           | 15.5         | 22                        | 0            |             |             |          |           |          |             |          |          |          |          |   |
| A. Janovich            | 1         | 13         | 13.0        | 13          | 0         | J. Wright    | 1               | 10           | 10.0         | 10                        | 0            |             |             |          |           |          |             |          |          |          |          |   |
| B. Fowler              | 1         | 13         | 13.0        | 13          | 0         |              |                 |              |              |                           |              |             |             |          |           |          |             |          |          |          |          |   |
| C. Latimer             | 1         | 10         | 10.0        | 10          | 0         |              |                 |              |              |                           |              |             |             |          |           |          |             |          |          |          |          |   |
| C. Anderson            | 1         | 4          | 4.0         | 4           | 0         |              |                 |              |              |                           |              |             |             |          |           |          |             |          |          |          |          |   |
| <b>TOTAL</b>           | <b>23</b> | <b>312</b> | <b>13.6</b> | <b>55</b>   | <b>4</b>  | <b>TOTAL</b> | <b>21</b>       | <b>206</b>   | <b>9.8</b>   | <b>27</b>                 | <b>0</b>     |             |             |          |           |          |             |          |          |          |          |   |
| <b>INTERCEPTIONS</b>   |           |            |             |             |           |              |                 |              |              | <b>INTERCEPTIONS</b>      |              |             |             |          |           |          |             |          |          |          |          |   |
| W. Parks               | NO        | YDS        | AVG         | LG          | TD        |              | NO              | YDS          | AVG          | LG                        | TD           |             |             |          |           |          |             |          |          |          |          |   |
| W. Parks               | 1         | 1          | 1.0         | 1           | 0         |              | 0               | 0            | 0.0          | —                         | 0            |             |             |          |           |          |             |          |          |          |          |   |
| <b>TOTAL</b>           | <b>1</b>  | <b>1</b>   | <b>1.0</b>  | <b>1</b>    | <b>0</b>  | <b>TOTAL</b> | <b>0</b>        | <b>0</b>     | <b>0.0</b>   | <b>—</b>                  | <b>0</b>     |             |             |          |           |          |             |          |          |          |          |   |
| <b>PUNTING</b>         |           |            |             |             |           |              |                 |              |              | <b>PUNTING</b>            |              |             |             |          |           |          |             |          |          |          |          |   |
| R. Dixon               | NO        | YDS        | AVG         | NET         | TB        | IN20         | LG              | K. Huber     | NO           | YDS                       | AVG          | NET         | TB          | IN20     | LG        |          |             |          |          |          |          |   |
| R. Dixon               | 5         | 231        | 46.2        | 41.4        | 1         | 0            | 53              | K. Huber     | 5            | 231                       | 46.2         | 40.0        | 1           | 3        | 53        |          |             |          |          |          |          |   |
| <b>TOTAL</b>           | <b>5</b>  | <b>231</b> | <b>46.2</b> | <b>41.4</b> | <b>1</b>  | <b>0</b>     | <b>53</b>       | <b>TOTAL</b> | <b>5</b>     | <b>231</b>                | <b>46.2</b>  | <b>40.0</b> | <b>1</b>    | <b>3</b> | <b>53</b> |          |             |          |          |          |          |   |
| <b>PUNT RETURNS</b>    |           |            |             |             |           |              |                 |              |              | <b>PUNT RETURNS</b>       |              |             |             |          |           |          |             |          |          |          |          |   |
| J. Norwood             | NO        | YDS        | AVG         | FC          | LG        | TD           | A. Erickson     | NO           | YDS          | AVG                       | FC           | LG          | TD          |          |           |          |             |          |          |          |          |   |
| J. Norwood             | 1         | 11         | 11.0        | 1           | 11        | 0            | A. Erickson     | 1            | 4            | 4.0                       | 0            | 4           | 0           |          |           |          |             |          |          |          |          |   |
| S. Keo                 | 0         | 0          | 0.0         | 1           | —         | 0            | A. Jones        | 1            | 0            | 0.0                       | 0            | 0           | 0           |          |           |          |             |          |          |          |          |   |
| [DOWNED]               | 1         | 0          | 0.0         | 0           | —         | 0            | [DOWNED]        | 1            | 0            | 0.0                       | 0            | —           | 0           |          |           |          |             |          |          |          |          |   |
| [TOUCHBACK]            | 1         | 0          | 0.0         | 0           | —         | 0            | [OUT OF BOUNDS] | 1            | 0            | 0.0                       | 0            | —           | 0           |          |           |          |             |          |          |          |          |   |
|                        |           |            |             |             |           |              | [TOUCHBACK]     | 1            | 0            | 0.0                       | 0            | —           | 0           |          |           |          |             |          |          |          |          |   |
| <b>TOTAL</b>           | <b>1</b>  | <b>11</b>  | <b>11.0</b> | <b>2</b>    | <b>11</b> | <b>0</b>     | <b>TOTAL</b>    | <b>2</b>     | <b>4</b>     | <b>2.0</b>                | <b>0</b>     | <b>4</b>    | <b>0</b>    |          |           |          |             |          |          |          |          |   |
| <b>KICKOFF RETURNS</b> |           |            |             |             |           |              |                 |              |              | <b>KICKOFF RETURNS</b>    |              |             |             |          |           |          |             |          |          |          |          |   |
| C. Latimer             | NO        | YDS        | AVG         | FC          | LG        | TD           | R. Burkhead     | NO           | YDS          | AVG                       | FC           | LG          | TD          |          |           |          |             |          |          |          |          |   |
| C. Latimer             | 3         | 83         | 27.7        | 0           | 46        | 0            | R. Burkhead     | 2            | 40           | 20.0                      | 0            | 21          | 0           |          |           |          |             |          |          |          |          |   |
| [TOUCHBACK]            | 1         | 0          | 0.0         | 0           | —         | 0            | [TOUCHBACK]     | 4            | 0            | 0.0                       | 0            | —           | 0           |          |           |          |             |          |          |          |          |   |
| <b>TOTAL</b>           | <b>3</b>  | <b>83</b>  | <b>27.7</b> | <b>0</b>    | <b>46</b> | <b>0</b>     | <b>TOTAL</b>    | <b>2</b>     | <b>40</b>    | <b>20.0</b>               | <b>0</b>     | <b>21</b>   | <b>0</b>    |          |           |          |             |          |          |          |          |   |
| <b>Denver Broncos</b>  |           |            |             |             |           |              |                 |              |              | <b>Cincinnati Bengals</b> |              |             |             |          |           |          |             |          |          |          |          |   |
| <b>FUMBLES</b>         |           |            |             |             |           |              |                 |              |              | <b>FUMBLES</b>            |              |             |             |          |           |          |             |          |          |          |          |   |
| D. Thomas              | Fum       | Lost       | Rec.        | Yds         | TD        | FF           | Rec.            | Yds          | TD           | Bnds                      | A. Jones     | Fum         | Lost        | Rec.     | Yds       | TD       | FF          | Rec.     | Yds      | TD       | Bnds     |   |
| D. Thomas              | 1         | 1          | 0           | 0           | 0         | 0            | 0               | 0            | 0            | 0                         | A. Jones     | 1           | 1           | 0        | 0         | 0        | 0           | 1        | 0        | 0        | 0        | 0 |
| Z. Anderson            | 0         | 0          | 0           | 0           | 0         | 1            | 0               | 0            | 0            | 0                         | K. Dansby    | 0           | 0           | 0        | 0         | 0        | 0           | 1        | 0        | 0        | 0        | 0 |
| S. Keo                 | 0         | 0          | 0           | 0           | 0         | 0            | 1               | 0            | 0            | 0                         |              |             |             |          |           |          |             |          |          |          |          |   |
| <b>TOTAL</b>           | <b>1</b>  | <b>1</b>   | <b>0</b>    | <b>0</b>    | <b>0</b>  | <b>1</b>     | <b>1</b>        | <b>0</b>     | <b>0</b>     | <b>0</b>                  | <b>TOTAL</b> | <b>1</b>    | <b>1</b>    | <b>0</b> | <b>0</b>  | <b>0</b> | <b>1</b>    | <b>1</b> | <b>0</b> | <b>0</b> | <b>0</b> |   |

### FINAL TEAM STATISTICS

|   | BRONCOS  | BENGALS  |   | BRONCOS | BENGALS  |
|---|----------|----------|---|---------|----------|
| TOTAL FIRST DOWNS                                 | 21       | 20       | FGs - PATs Had Blocked                        | 0-1     | 0-0      |
| By Rushing  | 3        | 7        | Net Punting Average                           | 41.4    | 40.0     |
| By Passing  | 13       | 12       | TOTAL RETURN YARDAGE (Not Including Kickoffs) | 12      | 4        |
| By Penalty  | 5        | 1        | No. and Yards Punt Returns                    | 1-11    | 2-4      |
| THIRD DOWN EFFICIENCY                             | 6-12-50% | 5-12-42% | No. and Yards Kickoff Returns                 | 3-83    | 2-40     |
| FOURTH DOWN EFFICIENCY                            | 0-0-0%   | 0-1-0%   | No. and Yards Interception Returns            | 1-1     | 0-0      |
| TOTAL NET YARDS                                   | 355      | 332      | PENALTIES Number and Yards                    | 5-41    | 9-69     |
| Total Offensive Plays (inc. times thrown passing) | 60       | 64       | FUMBLES Number and Lost                       | 1-1     | 1-1      |
| Average gain per offensive play                   | 5.9      | 5.2      | TOUCHDOWNS                                    | 4       | 2        |
| NET YARDS RUSHING                                 | 52       | 143      | Rushing                                       | 0       | 2        |
| Total Rushing Plays                               | 23       | 29       | Passing                                       | 4       | 0        |
| Average gain per rushing play                     | 2.3      | 4.9      | EXTRA POINTS Made-Attempts                    | 2-4     | 2-2      |
| Tackles for a loss-number and yards               | 2-2      | 2-5      | Kicking Made-Attempts                         | 2-3     | 2-2      |
| NET YARDS PASSING                                 | 303      | 189      | Rushing Made-Attempts                         | 0-1     | 0-0      |
| Times thrown - yards lost attempting to pass      | 2-9      | 4-17     | FIELD GOALS Made-Attempts                     | 1-1     | 1-1      |
| Gross yards passing                               | 312      | 206      | RED ZONE EFFICIENCY                           | 2-3-67% | 2-4-50%  |
| PASS ATTEMPTS-COMPLETIONS-HAD INTERCEPTED         | 35-23-0  | 31-21-1  | GOAL TO GO EFFICIENCY                         | 2-3-67% | 2-2-100% |
| Avg gain per pass play (inc.# thrown passing)     | 8.2      | 5.4      | SAFETIES                                      | 0       | 0        |
| KICKOFFS Number-In End Zone-Touchbacks            | 6-4-4    | 4-4-1    | FINAL SCORE                                   | 29      | 17       |
| PUNTS Number and Average                          | 5-46.2   | 5-46.2   | TIME OF POSSESSION                            | 27:54   | 32:06    |
| Had Blocked                                       | 0        | 0        |   |         |          |

### BRONCOS DEFENSIVE STATISTICS

| BRONCOS DEFENSIVE STATISTICS |    |   |    |       |       |    |    |    |                    |           |           |           |             |            |          |          |          |
|------------------------------|----|---|----|-------|-------|----|----|----|--------------------|-----------|-----------|-----------|-------------|------------|----------|----------|----------|
| (Press Box Totals)           |    |   |    |       |       |    |    |    |                    |           |           |           |             |            |          |          |          |
| PLAYER                       | UT | A | TT | S-YDS | I-YDS | PD | FF | FR | PLAYER             | UT        | A         | TT        | S-YDS       | I-YDS      | PD       | FF       | FR       |
| B. Marshall                  | 4  | 5 | 9  | 0-0   | 0-0   | 0  | 0  | 0  | V. Miller          | 1         | 1         | 2         | 1-5         | 0-0        | 0        | 0        | 0        |
| D. Stewart                   | 4  | 2 | 6  | 0-0   | 0-0   | 0  | 0  | 0  | J. Crick           | 1         | 1         | 2         | 0-0         | 0-0        | 0        | 0        | 0        |
| S. Ray                       | 3  | 3 | 6  | 3-12  | 0-0   | 0  | 0  | 0  | A. Gotsis          | 0         | 2         | 2         | 0-0         | 0-0        | 0        | 0        | 0        |
| A. Talib                     | 5  | 0 | 5  | 0-0   | 0-0   | 1  | 0  | 0  | S. Barrett         | 1         | 0         | 1         | 0-0         | 0-0        | 0        | 0        | 0        |
| T. Davis                     | 5  | 0 | 5  | 0-0   | 0-0   | 0  | 0  | 0  | D. Watson          | 1         | 0         | 1         | 0-0         | 0-0        | 0        | 0        | 0        |
| C. Harris Jr.                | 4  | 1 | 5  | 0-0   | 0-0   | 1  | 0  | 0  | S. Keo             | 1         | 0         | 1         | 0-0         | 0-0        | 0        | 0        | 0        |
| D. Wolfe                     | 4  | 0 | 4  | 0-0   | 0-0   | 0  | 0  | 0  | B. Winn            | 1         | 0         | 1         | 0-0         | 0-0        | 0        | 0        | 0        |
| T. Ward                      | 2  | 0 | 2  | 0-0   | 0-0   | 1  | 0  | 0  | C. Nelson          | 1         | 0         | 1         | 0-0         | 0-0        | 0        | 0        | 0        |
| W. Parks                     | 2  | 0 | 2  | 0-0   | 1-1   | 1  | 0  | 0  | D. Kilgo           | 1         | 0         | 1         | 0-0         | 0-0        | 0        | 0        | 0        |
| B. Roby                      | 2  | 0 | 2  | 0-0   | 0-0   | 0  | 0  | 0  | <b>TEAM TOTALS</b> | <b>43</b> | <b>15</b> | <b>58</b> | <b>4-17</b> | <b>1-1</b> | <b>4</b> | <b>0</b> | <b>0</b> |





# Denver 27, Tampa Bay 7

Sunday, Oct. 2, 2016 • 4:05 p.m. EDT • Raymond James Stadium • Tampa, Fla.

**WEATHER:** Cloudy, 88°, Wind W 7 mph • **TIME:** 4:32 • **ATTENDANCE:** 60,375

The Broncos moved to 4-0 for the ninth time in team history and third time in four seasons, following a 27-7 victory on the road in Raymond James Stadium against the Tampa Bay Buccaneers.

Denver survived a lengthy weather delay late in the fourth quarter to seal the win, its first in Tampa since 2004.

Former Buc Aqib Talib and the Broncos' defense set the tone on the first drive of the game, as Talib intercepted a Jameis Winston pass and returned it 25 yards to the Buccaneers' 11-yard line.

Denver quarterback Trevor Siemian quickly converted the turnover into seven points, connecting with wide receiver Demaryius Thomas for an 11-yard strike and an early 7-0 lead.

On the Bucs' ensuing offensive possession Winston led Tampa Bay down the field on a 13-play, 75-yard drive. Winston capped the drive with a 7-yard scramble up the middle to knot the game at 7-7.

Early in the second quarter, Talib picked up his second interception of the game, this time on a short pass intended for Mike Evans. It marked the fourth multi-interception game of Talib's career and his first since 2013.

Highlighted by a 17-yard connection from Siemian to Thomas, Denver capitalized on the turnover for a touchdown on the ensuing drive. Running back C.J. Anderson found the end zone from one yard out, pushing the Broncos ahead 14-7.

Siemian left the game with a shoulder injury late in the second quarter and rookie quarterback Paxton Lynch came in to lead Denver's two-minute drill that resulted in kicker Brandon McManus' 38-yard field goal just before the half.

With a 17-7 lead entering the third quarter, Lynch manufactured a 16-play, 69-yard drive that resulted in a 24-yard field goal from McManus to put Denver up 20-7.

The Broncos' defense stifled the Bucs in the third quarter, holding the home team to -4 yards of offense to thwart any attempt at a comeback.

In the final quarter of the game, Denver tacked on another touchdown to extend its lead to 27-7. Following a 9-play 80-yard drive, Lynch hit wide receiver Emmanuel Sanders for a 5-yard score and his first-ever touchdown pass in the NFL.

Inclement weather delayed the conclusion of the game more than an hour, and upon resuming play, the two teams held each other scoreless until the final whistle blew.

Lynch finished his NFL debut completing 14-of-24 passes (58.3%) for 170 yards with one touchdown (94.1 rtg.), while Siemian connected on 5-of-7 passes (71.4%) for 68 yards and one touchdown (141.7 rtg.) before leaving the game.

Defensive end Derek Wolfe recorded a career-high 2.5 sacks while leading Denver's defense that accounted for five quarterback takedowns on the day.

### OFFICIALS:

**Referee** — Jerome Boger (23); **Umpire** — Richard Hall (49); **Head Linesman** — Ed Camp (34); **Line Judge** — Dana McKenzie (8); **Side Judge** — Walt Coleman IV (87); **Field Judge** — Eugene Hall (103); **Back Judge** — Tony Steratore (112); **Replay** — Carl Madsen

### DENVER BRONCOS

| OFFENSE |              | DEFENSE |               |
|---------|--------------|---------|---------------|
| WR 88   | D. Thomas    | DE 95   | D. Wolfe      |
| LT 73   | R. Okung     | NT 92   | S. Williams   |
| G 76    | M. Garcia    | DE 93   | J. Crick      |
| C 61    | M. Paradis   | SLB 58  | V. Miller     |
| RG 79   | M. Schofield | WLB 56  | S. Ray        |
| RT 74   | T. Sambrailo | ILB 54  | B. Marshall   |
| TE 86   | J. Phillips  | ILB 51  | T. Davis      |
| WR 10   | E. Sanders   | LCB 21  | A. Talib      |
| RB 22   | C. Anderson  | RCB 25  | C. Harris Jr. |
| QB 13   | T. Siemian   | SS 43   | T. Ward       |
| WR 11   | J. Norwood   | FS 26   | D. Stewart    |

**BRONCOS SUBSTITUTIONS:** K 8 B.McManus, P 9 R.Dixon, QB 12 P.Lynch, WR 14 C.Latimer, WR 16 B.Fowler, RB 23 D.Booker, CB 29 B.Roby, S 31 J.Simmons, FB 32 A.Janovich, S 34 W.Parks, RB 35 K.Bibbs, CB 36 K.Webster, LS 42 C.Kreiter, OLB 48 S.Barrett, ILB 50 Z.Anderson, ILB 52 C.Nelson, OLB 57 D.Watson, OL 77 D.Weems, TE 82 J.Heuerman, WR 87 J.Taylor, DE 97 B.Winn, NT 98 D.Kilgo, DE 99 A.Gotsis. **DID NOT PLAY:** CB 37 L.Doss, C 53 J.Ferentz. **INACTIVE:** QB 4 A.Davis, S 33 S.Keo, G 60 C.McGovern, T 71 D.Stephenson, TE 85 V.Green, OLB 94 D.Ware.

### TAMPA BAY BUCCANEERS

| OFFENSE |             | DEFENSE |                  |
|---------|-------------|---------|------------------|
| WR 83   | V. Jackson  | DE 57   | N. Spence        |
| TE 82   | B. Myers    | DT 93   | G. McCoy         |
| LT 76   | D. Smith    | DT 98   | C. McDonald      |
| LG 64   | K. Pamphile | DE 92   | W. Gholston      |
| C 68    | J. Hawley   | MLB 58  | K. Alexander     |
| RG 74   | A. Marpet   | WLB 54  | L. David         |
| RT 69   | D. Dotson   | SLB 38  | J. Adjei-Barimah |
| WR 13   | M. Evans    | CB 28   | V. Hargreaves    |
| TE 84   | C. Brate    | CB 24   | B. Grimes        |
| QB 3    | J. Winston  | S 23    | C. Conte         |
| RB 34   | C. Sims     | S 30    | B. McDougald     |

**BUCCANEERS SUBSTITUTIONS:** P 9 B.Anger, WR 11 A.Humphries, WR 16 F.Martino, K 19 R.Aguayo, CB 21 A.Verner, CB 26 J.Robinson, CB 27 J.Banks, DB 29 R.Smith, RB 32 J.Rodgers, DB 37 K.Tandy, RB 43 P.Barber, TE 45 A.Cross, LS 48 A.DePaola, LB 50 J.Keyes, LB 51 Da.Smith, LB 53 A.Glanton, OL 62 E.Smith, DE 71 C.Ward, DT 75 D.Lambert, T 78 G.Cherilus, WR 89 R.Shepard, DE 95 H.Jones, DT 97 A.Spence. **DID NOT PLAY:** QB 8 M. Glennon. **INACTIVE:** QB 4 R.Griffin, WR 10 C.Shortts, RB 22 D.Martin, T 66 L.Wester, OL 77 C.Benench, TE 88 L.Stocker, DE 91 R.Ayers.

|                |                      | 1 | 2  | 3 | 4 | OT | TOTAL | FIELD GOALS (made ( ) & missed) |
|----------------|----------------------|---|----|---|---|----|-------|---------------------------------|
| <b>VISITOR</b> | Denver Broncos       | 7 | 10 | 3 | 7 | —  | 27    | B. McManus (38) (24)            |
| <b>HOME</b>    | Tampa Bay Buccaneers | 7 | 0  | 0 | 0 | —  | 7     |                                 |

| Team       | Qtr | Clock Time | PLAY DESCRIPTION (Extra Point) (Drive Info)                          | SCORE   |      |
|------------|-----|------------|--|---------|------|
|            |     |            |  | Visitor | Home |
| BRONCOS    | 1   | 13:26      | D. Thomas 11 yd. pass from T. Siemian (B. McManus kick) (1-11, 0:05) | 7       | 0    |
| BUCCANEERS | 1   | 6:40       | J. Winston 7 yd. run (R. Aguayo kick) (13-75, 6:46)                  | 7       | 7    |
| BRONCOS    | 2   | 12:14      | C. Anderson 1 yd. run (B. McManus kick) (2-27, 0:56)                 | 14      | 7    |
| BRONCOS    | 2   | 0:05       | B. McManus 38 yd. Field Goal (9-47, 1:14)                            | 17      | 7    |
| BRONCOS    | 3   | 7:03       | B. McManus 24 yd. Field Goal (16-69, 7:57)                           | 20      | 7    |
| BRONCOS    | 4   | 8:55       | E. Sanders 5 yd. pass from P. Lynch (B. McManus kick) (9-80, 4:39)   | 27      | 7    |

### FINAL INDIVIDUAL STATISTICS

| Denver Broncos         |            |             |             |             |           |                             |             |                |                |             |                | Tampa Bay Buccaneers |             |             |            |           |             |             |            |           |             |
|------------------------|------------|-------------|-------------|-------------|-----------|-----------------------------|-------------|----------------|----------------|-------------|----------------|----------------------|-------------|-------------|------------|-----------|-------------|-------------|------------|-----------|-------------|
| <b>RUSHING</b>         | <b>ATT</b> | <b>YDS</b>  | <b>AVG</b>  | <b>LG</b>   | <b>TD</b> | <b>RUSHING</b>              | <b>ATT</b>  | <b>YDS</b>     | <b>AVG</b>     | <b>LG</b>   | <b>TD</b>      |                      |             |             |            |           |             |             |            |           |             |
| C. Anderson            | 19         | 49          | 2.6         | 12          | 1         | C. Sims                     | 15          | 28             | 1.9            | 6           | 0              |                      |             |             |            |           |             |             |            |           |             |
| D. Booker              | 7          | 30          | 4.3         | 11          | 0         | J. Rodgers                  | 6           | 25             | 4.2            | 12          | 0              |                      |             |             |            |           |             |             |            |           |             |
| K. Bibbs               | 3          | 14          | 4.7         | 9           | 0         | J. Winston                  | 5           | 19             | 3.8            | 8           | 1              |                      |             |             |            |           |             |             |            |           |             |
| P. Lynch               | 3          | -4          | -1.3        | -1          | 0         |                             |             |                |                |             |                |                      |             |             |            |           |             |             |            |           |             |
| <b>TOTAL</b>           | <b>32</b>  | <b>89</b>   | <b>2.8</b>  | <b>12</b>   | <b>1</b>  | <b>TOTAL</b>                | <b>26</b>   | <b>72</b>      | <b>2.8</b>     | <b>12</b>   | <b>1</b>       |                      |             |             |            |           |             |             |            |           |             |
| <b>TKD/</b>            |            |             |             |             |           | <b>TKD/</b>                 |             |                |                |             |                |                      |             |             |            |           |             |             |            |           |             |
| <b>PASSING</b>         | <b>ATT</b> | <b>CMP</b>  | <b>YDS</b>  | <b>YD</b>   | <b>TD</b> | <b>LG</b>                   | <b>IN</b>   | <b>Rtg.</b>    | <b>PASSING</b> | <b>ATT</b>  | <b>CMP</b>     | <b>YDS</b>           | <b>YD</b>   | <b>TD</b>   | <b>LG</b>  | <b>IN</b> | <b>Rtg.</b> |             |            |           |             |
| P. Lynch               | 24         | 14          | 170         | 1/0         | 1         | 31                          | 0           | 94.1           | J. Winston     | 35          | 17             | 179                  | 5/36        | 0           | 25         | 2         | 40.1        |             |            |           |             |
| T. Siemian             | 7          | 5           | 68          | 3/20        | 1         | 19                          | 0           | 141.7          |                |             |                |                      |             |             |            |           |             |             |            |           |             |
| <b>TOTAL</b>           | <b>31</b>  | <b>19</b>   | <b>238</b>  | <b>4/20</b> | <b>2</b>  | <b>31</b>                   | <b>0</b>    | <b>106.7</b>   | <b>TOTAL</b>   | <b>35</b>   | <b>17</b>      | <b>179</b>           | <b>5/36</b> | <b>0</b>    | <b>25</b>  | <b>2</b>  | <b>40.1</b> |             |            |           |             |
| <b>PASS RECEIVING</b>  |            |             |             |             |           | <b>PASS RECEIVING</b>       |             |                |                |             |                |                      |             |             |            |           |             |             |            |           |             |
|                        | <b>NO</b>  | <b>YDS</b>  | <b>AVG</b>  | <b>LG</b>   | <b>TD</b> |                             | <b>NO</b>   | <b>YDS</b>     | <b>AVG</b>     | <b>LG</b>   | <b>TD</b>      |                      |             |             |            |           |             |             |            |           |             |
| E. Sanders             | 8          | 88          | 11.0        | 18          | 1         | C. Brate                    | 5           | 67             | 13.4           | 19          | 0              |                      |             |             |            |           |             |             |            |           |             |
| D. Thomas              | 6          | 94          | 15.7        | 31          | 1         | M. Evans                    | 5           | 59             | 11.8           | 25          | 0              |                      |             |             |            |           |             |             |            |           |             |
| J. Norwood             | 2          | 25          | 12.5        | 21          | 0         | V. Jackson                  | 3           | 38             | 12.7           | 18          | 0              |                      |             |             |            |           |             |             |            |           |             |
| J. Heurman             | 1          | 19          | 19.0        | 19          | 0         | C. Sims                     | 2           | 7              | 3.5            | 9           | 0              |                      |             |             |            |           |             |             |            |           |             |
| J. Taylor              | 1          | 9           | 9.0         | 9           | 0         | A. Humphries                | 1           | 4              | 4.0            | 4           | 0              |                      |             |             |            |           |             |             |            |           |             |
| C. Anderson            | 1          | 3           | 3.0         | 3           | 0         | J. Rodgers                  | 1           | 4              | 4.0            | 4           | 0              |                      |             |             |            |           |             |             |            |           |             |
| <b>TOTAL</b>           | <b>19</b>  | <b>238</b>  | <b>12.5</b> | <b>31</b>   | <b>2</b>  | <b>TOTAL</b>                | <b>17</b>   | <b>179</b>     | <b>10.5</b>    | <b>25</b>   | <b>0</b>       |                      |             |             |            |           |             |             |            |           |             |
| <b>INTERCEPTIONS</b>   |            |             |             |             |           | <b>INTERCEPTIONS</b>        |             |                |                |             |                |                      |             |             |            |           |             |             |            |           |             |
|                        | <b>NO</b>  | <b>YDS</b>  | <b>AVG</b>  | <b>LG</b>   | <b>TD</b> |                             | <b>NO</b>   | <b>YDS</b>     | <b>AVG</b>     | <b>LG</b>   | <b>TD</b>      |                      |             |             |            |           |             |             |            |           |             |
| A. Talib               | 2          | 40          | 20.0        | 25          | 0         |                             |             |                |                |             |                |                      |             |             |            |           |             |             |            |           |             |
| <b>TOTAL</b>           | <b>2</b>   | <b>40</b>   | <b>20.0</b> | <b>25</b>   | <b>0</b>  | <b>TOTAL</b>                | <b>0</b>    | <b>0</b>       | <b>0.0</b>     | <b>—</b>    | <b>0</b>       |                      |             |             |            |           |             |             |            |           |             |
| <b>PUNTING</b>         |            |             |             |             |           | <b>PUNTING</b>              |             |                |                |             |                |                      |             |             |            |           |             |             |            |           |             |
|                        | <b>NO</b>  | <b>YDS</b>  | <b>AVG</b>  | <b>NET</b>  | <b>TB</b> | <b>IN20</b>                 | <b>LG</b>   |                | <b>NO</b>      | <b>YDS</b>  | <b>AVG</b>     | <b>NET</b>           | <b>TB</b>   | <b>IN20</b> | <b>LG</b>  |           |             |             |            |           |             |
| R. Dixon               | 7          | 330         | 47.1        | 41.9        | 0         | 5                           | 57          |                | B. Anger       | 7           | 326            | 46.6                 | 42.0        | 1           | 3          |           |             |             |            |           |             |
| <b>TOTAL</b>           | <b>5</b>   | <b>330</b>  | <b>47.1</b> | <b>41.9</b> | <b>0</b>  | <b>5</b>                    | <b>57</b>   |                | <b>TOTAL</b>   | <b>7</b>    | <b>326</b>     | <b>46.6</b>          | <b>42.0</b> | <b>1</b>    | <b>3</b>   |           |             |             |            |           |             |
| <b>PUNT RETURNS</b>    |            |             |             |             |           | <b>PUNT RETURNS</b>         |             |                |                |             |                |                      |             |             |            |           |             |             |            |           |             |
|                        | <b>NO</b>  | <b>YDS</b>  | <b>AVG</b>  | <b>FC</b>   | <b>LG</b> | <b>TD</b>                   |             | <b>NO</b>      | <b>YDS</b>     | <b>AVG</b>  | <b>FC</b>      | <b>LG</b>            | <b>TD</b>   |             |            |           |             |             |            |           |             |
| J. Norwood             | 2          | 12          | 6.0         | 4           | 1         | 2                           | 0           | A. Humphries   | 3              | 37          | 12.3           | 2                    | 15          |             |            |           |             |             |            |           |             |
| [TOUCHBACK]            | 1          | 0           | 0.0         | 0           | —         | 0                           | 0           | [DOWNED]       | 2              | 0           | 0.0            | 0                    | —           |             |            |           |             |             |            |           |             |
| <b>RETURNS</b>         | <b>2</b>   | <b>12</b>   | <b>6.0</b>  | <b>4</b>    | <b>12</b> | <b>0</b>                    | <b>0</b>    | <b>TOTAL</b>   | <b>3</b>       | <b>37</b>   | <b>12.3</b>    | <b>2</b>             | <b>15</b>   |             |            |           |             |             |            |           |             |
| <b>KICKOFF RETURNS</b> |            |             |             |             |           | <b>KICKOFF RETURNS</b>      |             |                |                |             |                |                      |             |             |            |           |             |             |            |           |             |
|                        | <b>NO</b>  | <b>YDS</b>  | <b>AVG</b>  | <b>FC</b>   | <b>LG</b> | <b>TD</b>                   |             | <b>NO</b>      | <b>YDS</b>     | <b>AVG</b>  | <b>FC</b>      | <b>LG</b>            | <b>TD</b>   |             |            |           |             |             |            |           |             |
| [TOUCHBACK]            | 2          | 0           | 0.0         | 0           | —         | 0                           | 0           | R. Smith       | 2              | 27          | 13.5           | 0                    | 16          |             |            |           |             |             |            |           |             |
|                        |            |             |             |             |           |                             |             | [TOUCHBACK]    | 4              | 0           | 0.0            | 0                    | —           |             |            |           |             |             |            |           |             |
| <b>RETURNS</b>         | <b>3</b>   | <b>0</b>    | <b>0.0</b>  | <b>0</b>    | <b>—</b>  | <b>0</b>                    | <b>0</b>    | <b>RETURNS</b> | <b>2</b>       | <b>27</b>   | <b>13.5</b>    | <b>0</b>             | <b>16</b>   |             |            |           |             |             |            |           |             |
| <b>Denver Broncos</b>  |            |             |             |             |           | <b>Tampa Bay Buccaneers</b> |             |                |                |             |                |                      |             |             |            |           |             |             |            |           |             |
|                        | <b>Own</b> |             |             |             |           | <b>Opp.</b>                 |             |                |                |             | <b>Out</b>     |                      |             |             |            |           |             |             |            |           |             |
| <b>FUMBLES</b>         | <b>Fum</b> | <b>Lost</b> | <b>Rec.</b> | <b>Yds</b>  | <b>TD</b> | <b>FF</b>                   | <b>Rec.</b> | <b>Yds</b>     | <b>TD</b>      | <b>Bnds</b> | <b>FUMBLES</b> | <b>Fum</b>           | <b>Lost</b> | <b>Rec.</b> | <b>Yds</b> | <b>TD</b> | <b>FF</b>   | <b>Rec.</b> | <b>Yds</b> | <b>TD</b> | <b>Bnds</b> |
| T. Ward                | 0          | 0           | 0           | 0           | 0         | 1                           | 0           | 0              | 0              | 0           | J. Winston     | 1                    | 0           | 1           | -16        | 0         | 0           | 0           | 0          | 0         | 0           |
| B. Winn                | 0          | 0           | 0           | 0           | 0         | 0                           | 1           | 4              | 0              | 0           | C. Sims        | 1                    | 1           | 0           | 0          | 0         | 0           | 0           | 0          | 0         | 0           |
| <b>TOTAL</b>           | <b>0</b>   | <b>0</b>    | <b>0</b>    | <b>0</b>    | <b>0</b>  | <b>1</b>                    | <b>1</b>    | <b>4</b>       | <b>0</b>       | <b>0</b>    | <b>TOTAL</b>   | <b>1</b>             | <b>1</b>    | <b>1</b>    | <b>-16</b> | <b>0</b>  | <b>0</b>    | <b>0</b>    | <b>0</b>   | <b>0</b>  | <b>0</b>    |

### FINAL TEAM STATISTICS

| BRONCOS   |  |  |  |  |  | BUCCANEERS |          |   |  |  |  |  |  |         |          |
|---|--|--|--|--|--|------------|----------|---|--|--|--|--|--|---------|----------|
| TOTAL FIRST DOWNS                                 |  |  |  |  |  | 22         | 15       | FGs - PATs Had Blocked                        |  |  |  |  |  | 0-0     | 0-0      |
| By Rushing  |  |  |  |  |  | 4          | 3        | Net Punting Average                           |  |  |  |  |  | 41.9    | 42.0     |
| By Passing  |  |  |  |  |  | 14         | 9        | TOTAL RETURN YARDAGE (Not Including Kickoffs) |  |  |  |  |  | 52      | 37       |
| By Penalty  |  |  |  |  |  | 4          | 3        | No. and Yards Punt Returns                    |  |  |  |  |  | 2-12    | 3-37     |
| THIRD DOWN EFFICIENCY                             |  |  |  |  |  | 3-13-23%   | 5-16-31% | No. and Yards Kickoff Returns                 |  |  |  |  |  | 0-0     | 2-27     |
| FOURTH DOWN EFFICIENCY                            |  |  |  |  |  | 0-0-0%     | 0-1-0%   | No. and Yards Interception Returns            |  |  |  |  |  | 2-40    | 0-0      |
| TOTAL NET YARDS                                   |  |  |  |  |  | 307        | 215      | PENALTIES Number and Yards                    |  |  |  |  |  | 9-88    | 9-69     |
| Total Offensive Plays (inc. times thrown passing) |  |  |  |  |  | 67         | 66       | FUMBLES Number and Lost                       |  |  |  |  |  | 0-0     | 2-1      |
| Average gain per offensive play                   |  |  |  |  |  | 4.6        | 3.3      | TOUCHDOWNS                                    |  |  |  |  |  | 3       | 1        |
| NET YARDS RUSHING                                 |  |  |  |  |  | 89         | 72       | Rushing                                       |  |  |  |  |  | 1       | 1        |
| Total Rushing Plays                               |  |  |  |  |  | 32         | 26       | Passing                                       |  |  |  |  |  | 2       | 0        |
| Average gain per rushing play                     |  |  |  |  |  | 2.8        | 2.8      | EXTRA POINTS Made-Attempts                    |  |  |  |  |  | 3-3     | 1-1      |
| Tackles for a loss-number and yards               |  |  |  |  |  | 3-5        | 2-6      | Kicking Made-Attempts                         |  |  |  |  |  | 3-3     | 1-1      |
| NET YARDS PASSING                                 |  |  |  |  |  | 218        | 143      | FIELD GOALS Made-Attempts                     |  |  |  |  |  | 2-2     | 0-0      |
| Times thrown - yards lost attempting to pass      |  |  |  |  |  | 4-20       | 5-36     | RED ZONE EFFICIENCY                           |  |  |  |  |  | 3-4-75% | 1-1-100% |
| Gross yards passing                               |  |  |  |  |  | 238        | 179      | GOAL TO GO EFFICIENCY                         |  |  |  |  |  | 1-2-50% | 0-0-0%   |
| PASS ATTEMPTS-COMPLETIONS-HAD INTERCEPTED         |  |  |  |  |  | 31-19-0    | 35-17-2  | SAFETIES                                      |  |  |  |  |  | 0       | 0        |
| Avg gain per pass play (inc.# thrown passing)     |  |  |  |  |  | 6.2        | 3.6      | FINAL SCORE                                   |  |  |  |  |  | 27      | 7        |
| KICKOFFS Number-In End Zone-Touchbacks            |  |  |  |  |  | 6-4-4      | 2-2-2    | TIME OF POSSESSION                            |  |  |  |  |  | 31:24   | 28:36    |
| PUNTS Number and Average                          |  |  |  |  |  | 7-47.1     | 7-46.6   |   |  |  |  |  |  |         |          |
| Had Blocked                                       |  |  |  |  |  | 0          | 0        |   |  |  |  |  |  |         |          |

### BRONCOS DEFENSIVE STATISTICS

| (Press Box Totals) |    |   |    |         |       |    |    |    |                    |           |           |           |             |             |          |          |          |
|--------------------|----|---|----|---------|-------|----|----|----|--------------------|-----------|-----------|-----------|-------------|-------------|----------|----------|----------|
| PLAYER             | UT | A | TT | S-YDS   | I-YDS | PD | FF | FR | PLAYER             | UT        | A         | TT        | S-YDS       | I-YDS       | PD       | FF       | FR       |
| D. Wolfe           | 5  | 1 | 6  | 2.5-16  | 0-0   | 0  | 0  | 0  | S. Williams        | 2         | 0         | 2         | 1-7         | 0-0         | 0        | 0        | 0        |
| B. Marshall        | 5  | 1 | 6  | 0-0     | 0-0   | 0  | 0  | 0  | J. Crick           | 2         | 0         | 2         | 0.5-4.5     | 0-0         | 0        | 0        | 0        |
| S. Barrett         | 4  | 2 | 6  | 0.5-4.5 | 0-0   | 1  | 0  | 0  | S. Ray             | 2         | 0         | 2         | 0-0         | 0-0         | 0        | 0        | 0        |
| C. Harris Jr.      | 4  | 0 | 4  | 0-0     | 0-0   | 0  | 0  | 0  | C. Nelson          | 2         | 0         | 2         | 0-0         | 0-0         | 0        | 0        | 0        |
| D. Stewart         | 4  | 0 | 4  | 0-0     | 0-0   | 0  | 0  | 0  | B. Roby            | 2         | 0         | 2         | 0-0         | 0-0         | 0        | 0        | 0        |
| T. Ward            | 3  | 1 | 4  | 0-0     | 0-0   | 1  | 1  | 0  | B. Winn            | 0         | 1         | 1         | 0-0         | 0-0         | 0        | 0        | 1        |
| A. Talib           | 3  | 0 | 3  | 0-0     | 2-40  | 2  | 0  | 0  | D. Watson          | 0         | 1         | 1         | 0-0         | 0-0         | 0        | 0        | 0        |
| T. Davis           | 2  | 1 | 3  | 0-0     | 0-0   | 1  | 0  | 0  | A. Gotsis          | 0         | 1         | 1         | 0-0         | 0-0         | 0        | 0        | 0        |
| V. Miller          | 1  | 2 | 3  | 0.5-4   | 0-0   | 0  | 0  | 0  | <b>TEAM TOTALS</b> | <b>41</b> | <b>11</b> | <b>52</b> | <b>5-36</b> | <b>2-40</b> | <b>5</b> | <b>1</b> | <b>1</b> |



# Atlanta 23, Denver 16

Sunday, Oct. 9, 2016 • 2:05 p.m. MDT • Sports Authority Field at Mile High • Denver

**WEATHER:** Mostly Cloudy, 72°, Wind SE 5 mph • **TIME:** 2:58 • **ATTENDANCE:** 76,802

The Denver Broncos were handed their first loss of the season after dropping a 23-16 decision to the Atlanta Falcons in front of 76,802 fans at Sports Authority Field at Mile High.

The Falcons controlled the tempo of the game the entire way through and didn't trail at any point during the day. Atlanta running backs Tevin Coleman (163) and Devonta Freeman (123 yds.) combined for 286 of the Falcons' 372 total yards to keep Denver's defense off balance.

Atlanta made life difficult for Broncos quarterback Paxton Lynch, sacking the rookie six times in his first NFL start. Lynch finished the game completing 23-of-35 passes (65.7%) for 223 yards with one touchdown and one interception (81.0 rtg.).

The Falcons jumped out to an early 7-0 lead after Freeman capped a 9-play, 75-yard drive with a 1-yard touchdown run.

The visitors would tack on an additional three points to take a 10-0 lead after kicker Matt Bryant hit a 46-yard field goal—his first of three on the game—on the Falcons' second offensive possession of the game.

Denver got on the board early in the second quarter with a 35-yard field goal from kicker Brandon McManus to cut Atlanta's lead to 10-3. Lynch moved the team downfield on the 10-play, 40-yard drive that was set up by a 17-yard punt return from wide receiver Jordan Norwood.

With less than two minutes remaining in the first half, the Falcons tacked on a 33-yard field goal after a 17-play, 77-yard drive to take a 13-3 lead into the locker room.

On the Broncos' second possession of the third quarter, Atlanta forced the first takeaway of the game. With Denver backed up against its own goal line, Atlanta safety Ricardo Allen tracked down a deep pass from Lynch and intercepted it at the Denver 42-yard line.

The Falcons capitalized off the takeaway, as quarterback Matt Ryan hit Coleman across the middle for a 31-yard touchdown pass, extending Atlanta's lead 20-3.

Safety T.J. Ward sparked Denver on the final play of the third quarter forcing and recovering a fumble at midfield. The Broncos turned the takeaway into a 46-yard field goal from McManus.

The Falcons responded with a 25-yard field goal to put them up by three scores, 23-6.

Lynch and the Broncos rallied late, finding the end zone for the first time with wide receiver Demaryius Thomas' 3-yard touchdown catch with 2:38 remaining.

After a fourth-down stop, the Broncos pulled within 23-16 off a 45-yard field goal.

A failed onside kick attempt with 13 seconds remaining gave Atlanta possession and ended Denver's win streak.

### OFFICIALS:

**Referee** — Terry McAulay (77); **Umpire** — Undrey Wash (96); **Head Linesman** — Jerry Bergman (91); **Line Judge** — Tom Stephan (68); **Side Judge** — Jonah Monroe (120); **Field Judge** — James Coleman (95); **Back Judge** — Rich Martinez (39); **Replay** — Earnie Frantz

### DENVER BRONCOS

| OFFENSE |              | DEFENSE |               |
|---------|--------------|---------|---------------|
| WR 88   | D. Thomas    | DE 95   | D. Wolfe      |
| LT 73   | R. Okung     | NT 92   | S. Williams   |
| G 76    | M. Garcia    | DE 93   | J. Crick      |
| C 61    | M. Paradis   | SLB 58  | V. Miller     |
| RG 79   | M. Schofield | WLB 56  | S. Ray        |
| RT 74   | T. Sambrailo | ILB 54  | B. Marshall   |
| TE 86   | J. Phillips  | ILB 51  | T. Davis      |
| WR 10   | E. Sanders   | LCB 21  | A. Talib      |
| RB 22   | C. Anderson  | RCB 25  | C. Harris Jr. |
| QB 12   | P. Lynch     | SS 43   | T. Ward       |
| FB 32   | A. Janovich  | FS 26   | D. Stewart    |

**BRONCOS SUBSTITUTIONS:** K 8 B.McManus, P 9 R.Dixon, WR 11 J.Norwood, WR 14 C.Latimer, WR 16 B.Fowler, RB 23 D.Booker, CB 29 B.Roby, S 33 S.Keo, S 34 W.Parks, RB 35 K.Bibbs, CB 37 L.Doss, LS 42 C.Kreiter, OLB 48 S.Barrett, ILB 50 Z.Anderson, ILB 52 C.Nelson, OLB 57 D.Watson, OL 77 D.Weems, TE 82 J.Heurman, WR 87 J.Taylor, DE 97 B.Winn, NT 98 D.Kilgo, DE 99 A.Gotsis. **DID NOT PLAY:** QB 4 A.Davis, C 53 J.Ferentz. **INACTIVE:** QB 13 T.Siemian, S 31 J.Simmons, CB 36 K.Webster, G 60 C.McGovern, T 71 D.Stephenson, TE 85 V.Green, OLB 94 D.Ware.

### ATLANTA FALCONS

| OFFENSE |              | DEFENSE |             |
|---------|--------------|---------|-------------|
| WR 11   | J. Jones     | DE 50   | B. Reed     |
| LT 70   | J. Matthews  | DT 77   | R. Hageman  |
| LG 67   | A. Levitre   | DT 97   | G. Jarrett  |
| C 51    | A. Mack      | DE 94   | T. Jackson  |
| RG 65   | C. Chester   | LB 44   | V. Beasley  |
| RT 73   | R. Schraeder | LB 53   | L. Reynolds |
| TE 83   | J. Tammie    | LB 36   | K. Ishmael  |
| WR 12   | M. Sanu      | CB 23   | R. Alford   |
| QB 2    | M. Ryan      | CB 21   | D. Trufant  |
| RB 24   | D. Freeman   | S 37    | R. Allen    |
| FB 42   | P. DiMarco   | S 22    | K. Neal     |

**FALCONS SUBSTITUTIONS:** K 3 M.Bryant, P 5 M.Bosher, WR 14 E.Weems, WR 16 J.Hardy, WR 18 T.Gabriel, WR 19 A.Robinson, RB 26 T.Coleman, S 27 R.Therezie, CB 29 C.Goodwin, CB 34 B.Poolle, S 38 D.Goldson, LB 41 P.Wheeler, LS 47 J.Harris, LB 54 A.Hawk, G/DT 63 B.Garland, T 76 T.Compton, TE 80 L.Toilolo, TE 81 A.Hooper, DE 90 D.Shelby, DT 91 C.Upshaw, DE 93 D.Freeney, DT 95 J.Babineaux, DE 99 A.Clayborn. **DID NOT PLAY:** QB 8 M.Schaub. **INACTIVE:** DB 32 J.Collins, LB 45 D.Jones, LB 55 P.Worriolow, LB 59 D.Campbell, G 68 M.Person, G 71 W.Schweitzer, TE 82 J.Perkins.

|                |                 | 1  | 2 | 3 | 4  | OT | TOTAL | FIELD GOALS (made ( ) & missed) |      |      |      |
|----------------|-----------------|----|---|---|----|----|-------|---------------------------------|------|------|------|
| <b>VISITOR</b> | Atlanta Falcons | 10 | 3 | 7 | 3  | —  | 23    | M. Bryant                       | (46) | (33) | (25) |
| <b>HOME</b>    | Denver Broncos  | 0  | 3 | 0 | 13 | —  | 16    | B. McManus                      | (35) | (46) | (45) |

| Team    | Qtr | Clock Time | PLAY DESCRIPTION (Extra Point) (Drive Info)                        | SCORE   |      |
|---------|-----|------------|--|---------|------|
|         |     |            |  | Visitor | Home |
| FALCONS | 1   | 11:18      | D. Freeman 1 yd. run (M. Bryant kick) (9-75, 3:42)                 | 7       | 0    |
| FALCONS | 1   | 4:23       | M. Bryant 46 yd. Field Goal (8-44, 4:23)                           | 10      | 0    |
| BRONCOS | 2   | 11:39      | B. McManus 35 yd. Field Goal (10-40, 3:54)                         | 10      | 3    |
| FALCONS | 2   | 1:48       | M. Bryant 33 yd. Field Goal (17-77, 7:00)                          | 13      | 3    |
| FALCONS | 3   | 7:53       | T. Coleman 31 yd. pass from M. Ryan (M. Bryant kick) (3-42, 2:01)  | 20      | 3    |
| BRONCOS | 4   | 11:01      | B. McManus 46 yd. Field Goal (8-22, 3:59)                          | 20      | 6    |
| FALCONS | 4   | 8:20       | M. Bryant 25 yd. Field Goal (6-68, 2:41)                           | 23      | 6    |
| BRONCOS | 4   | 2:38       | D. Thomas 3 yd. pass from P. Lynch (B. McManus kick) (16-78, 5:42) | 23      | 13   |
| BRONCOS | 4   | 0:14       | B. McManus 45 yd. Field Goal (7-44, 1:42)                          | 23      | 16   |





# San Diego 21, Denver 13

Thursday, Oct. 13, 2016 • 5:25 p.m. PDT • Qualcomm Stadium • San Diego

**WEATHER:** Fair, 70°, Wind WNW 9 mph • **TIME:** 3:18 • **ATTENDANCE:** 58,904

For the second consecutive week, the Denver Broncos found themselves in the loss column following a 21-13 defeat at the hands of the San Diego Chargers. The loss, in front of 58,904 at Qualcomm Stadium, snapped Denver's 15-game divisional road win streak which dated back to 2011.

Despite a second-half comeback, the Broncos could not overcome their slow start that saw them accrue 60 yards of offense in the first half compared to the Chargers' 173 yards of total offense.

San Diego took the opening drive 75 yards for a touchdown for the lone score of the first quarter. Quarterback Philip Rivers connected with tight end Hunter Henry for a 5-yard touchdown pass, as the 12-play, seven-minute drive was highlighted by four plays of more than 10 yards.

On the first drive of the second quarter, the Chargers jumped out to a 10-0 lead following a 37-yard field goal by kicker Josh Lambo—his first of four on the contest.

Denver tallied the first takeaway of the game after San Diego's Travis Benjamin muffed a punt at his own 11-yard line. Broncos safety Will Parks recovered the fumble to set Denver up in scoring position.

The Broncos capitalized on the fumble, cutting the Chargers' lead to 10-3 after kicker Brandon McManus hit a 29-yard field goal.

In the third quarter, San Diego added nine points to extend its lead to 19-3. Lambo split the uprights three times for field goals of 21, 31 and 32 yards, respectively.

As the quarter came to a close, Denver lined up for a 56-yard field goal, but McManus pushed the kick wide right to give the Chargers possession near midfield to open the final quarter.

The Broncos regained possession at their own 3-yard line, but on the ensuing play, Broncos tackle Russell Okung was called for offensive holding in the end zone resulting in a safety.

Following the safety, the Chargers were poised to regain possession with a 21-3 lead. On the free kick, Kenny Wiggins fumbled at midfield and the ball was recovered by Denver safety Shiloh Keo.

Broncos quarterback Trevor Siemian engineered an 11-play, 51-yard drive resulting in a 5-yard touchdown pass to wide receiver Bennie Fowler to pull within two scores, 21-10.

A holding call wiped a Denver touchdown off the board on the Broncos' next offensive possession and two plays later, wide receiver Demariyus Thomas lost a fumble in Chargers territory.

With less than two minutes remaining in the game, the Broncos added a 46-yard field goal from McManus making it 21-13. The visitors successfully executed an onside kick, but could not capitalize.

Despite the loss, outside linebacker Von Miller recorded a sack in the second quarter extending his sack streak to a career-high seven games.

## DENVER BRONCOS

| OFFENSE |               | DEFENSE |               |
|---------|---------------|---------|---------------|
| WR 88   | D. Thomas     | DE 95   | D. Wolfe      |
| LT 73   | R. Okung      | NT 92   | S. Williams   |
| G 76    | M. Garcia     | DE 93   | J. Crick      |
| C 61    | M. Paradis    | SLB 58  | V. Miller     |
| RG 79   | M. Schofield  | WLB 56  | S. Ray        |
| RT 71   | D. Stephenson | ILB 54  | B. Marshall   |
| TE 85   | V. Green      | ILB 51  | T. Davis      |
| WR 10   | E. Sanders    | LCB 21  | A. Talib      |
| WR 11   | J. Norwood    | RCB 25  | C. Harris Jr. |
| RB 22   | C. Anderson   | SS 43   | T. Ward       |
| QB 13   | T. Siemian    | FS 26   | D. Stewart    |

**BRONCOS SUBSTITUTIONS:** K 8 B.McManus, P 9 R.Dixon, WR 14 C.Latimer, WR 16 B.Fowler, RB 23 D.Booker, CB 29 B.Roby, FB 32 A.Janovich, S 33 S.Keo, S 34 W.Parks, RB 35 K.Bibbs, CB 36 K.Webster, LS 42 C.Kreiter, OLB 48 S.Barrett, ILB 50 Z.Anderson, ILB 52 C.Nelson, OLB 57 D.Watson, OL 77 D.Weems, TE 86 J.Phillips, WR 87 J.Taylor, DE 97 B.Winn, NT 98 D.Kilgo, DE 99 A.Gotsis. **DID NOT PLAY:** QB 12 P.Lynch, C 53 J.Ferentz. **INACTIVE:** QB 4 A.Davis, S 31 J.Simmons, CB 37 L.Doss, G 60 C.McGovern, OL 74 T.Sambrailo, TE 82 J.Heuerman, OLB 94 D.Ware.

## SAN DIEGO CHARGERS

| OFFENSE |              | DEFENSE |             |
|---------|--------------|---------|-------------|
| WR 15   | D. Inman     | DE 99   | J. Bosa     |
| TE 86   | H. Henry     | NT 92   | B. Mebane   |
| LT 77   | K. Dunlap    | DT 94   | C. Liuget   |
| LG 74   | O. Franklin  | OLB 54  | M. Ingram   |
| C 68    | M. Slauson   | ILB 57  | J. Brown    |
| RG 76   | D. Fluker    | ILB 56  | K. Toomer   |
| RT 72   | J. Barksdale | OLB 51  | K. Emanuel  |
| TE 85   | A. Gates     | LCB 29  | C. Mager    |
| WR 12   | T. Benjamin  | RCB 26  | C. Hayward  |
| WR 16   | Ty. Williams | CB 41   | S. Williams |
| QB 17   | P. Rivers    | FS 20   | D. Lowery   |

**CHARGERS SUBSTITUTIONS:** K 2 J.Lambo, P 8 D.Kaser, QB 10 K.Clemens, S 23 D.McCoil, S 25 D.Stuckey, RB 27 K.Farrow, RB 28 M.Gordon, S 31 A.Phillips, RB-KR 33 D.McCluster, FB 34 D.Watt, CB 42 T.Williams, LS 47 M.Windt, ILB 52 D.Perryman, ILB 53 J.Perry, OLB 58 To.Williams, DT 71 D.Square, C-G 73 S.Pulley, G-T 75 C.Hairston, G-T 79 K.Wiggins, WR 83 G.Whalen, TE 84 S.McGrath, T 91 C.Reid, DT 95 T.Palepoi, OLB 97 J.Attaochu. **INACTIVE:** CB 24 B.Flowers, S 37 J.Addae, CB 40 P.Desir, TE 45 A.Cleveland, C 62 M.Tuerk, T 78 T.Burwell, DE 93 D.Philon.

### OFFICIALS:

**Referee** — Craig Wrolstad (4); **Umpire** — Barry Anderson (31); **Head Linesman** — Mark Hittner (28); **Line Judge** — Julian Mapp (10); **Side Judge** — Jeff Lamberth (21); **Field Judge** — Steve Zimmer (33); **Back Judge** — Lee Dyer (27); **Replay** — Larry Nemmers

|                |                    | 1 | 2 | 3 | 4  | OT | TOTAL | FIELD GOALS (made ( ) & missed) |
|----------------|--------------------|---|---|---|----|----|-------|---------------------------------|
| <b>VISITOR</b> | Denver Broncos     | 0 | 3 | 0 | 10 | —  | 13    | B. McManus (29) 56WR (46)       |
| <b>HOME</b>    | San Diego Chargers | 7 | 3 | 9 | 2  | —  | 21    | J. Lambo (37) (21) (31) (32)    |

| Team     | Qtr | Clock Time | PLAY DESCRIPTION (Extra Point) (Drive Info)                          | SCORE   |      |
|----------|-----|------------|--|---------|------|
|          |     |            |  | Visitor | Home |
| CHARGERS | 1   | 8:00       | H. Henry 5 yd. pass from P. Rivers (J. Lambo kick) (12-75, 7:00)     | 0       | 7    |
| CHARGERS | 2   | 10:35      | J. Lambo 37 yd. Field Goal (18-75, 10:03)                            | 0       | 10   |
| BRONCOS  | 2   | 5:40       | B. McManus 29 yd. Field Goal (4-0, 2:08)                             | 3       | 10   |
| CHARGERS | 3   | 10:41      | J. Lambo 21 yd. Field Goal (5-51, 2:10)                              | 3       | 13   |
| CHARGERS | 3   | 7:15       | J. Lambo 31 yd. Field Goal (4-7, 2:00)                               | 3       | 16   |
| CHARGERS | 3   | 3:31       | J. Lambo 32 yd. Field Goal (8-50, 2:51)                              | 3       | 19   |
| CHARGERS | 4   | 11:59      | Penalty on R. Okung enforced in end zone for a Safety                | 3       | 21   |
| BRONCOS  | 4   | 8:08       | B. Fowler 5 yd. pass from T. Siemian (B. McManus kick) (11-51, 3:51) | 10      | 21   |
| BRONCOS  | 4   | 0:27       | B. McManus 46 yd. Field Goal (11-56, 2:36)                           | 13      | 21   |



**FINAL INDIVIDUAL STATISTICS**

| Denver Broncos         |           |            |             |             |           |              |              |                |              | San Diego Chargers        |                |             |             |           |           |          |             |          |          |          |          |          |    |     |     |      |    |
|------------------------|-----------|------------|-------------|-------------|-----------|--------------|--------------|----------------|--------------|---------------------------|----------------|-------------|-------------|-----------|-----------|----------|-------------|----------|----------|----------|----------|----------|----|-----|-----|------|----|
| <b>RUSHING</b>         |           |            |             |             |           |              |              |                |              | <b>RUSHING</b>            |                |             |             |           |           |          |             |          |          |          |          |          |    |     |     |      |    |
|                        | ATT       | YDS        | AVG         | LG          | TD        |              | ATT          | YDS            | AVG          | LG                        | TD             |             | ATT         | YDS       | AVG       | LG       | TD          |          | ATT      | YDS      | AVG      | LG       | TD |     |     |      |    |
| D. Booker              | 5         | 46         | 9.2         | 17          | 0         | M. Gordon    | 27           | 94             | 3.5          | 48                        | 0              | K. Farrow   | 2           | 5         | 2.5       | 6        | 0           |          |          |          |          |          |    |     |     |      |    |
| C. Anderson            | 10        | 37         | 3.7         | 11          | 0         |              |              |                |              |                           |                |             |             |           |           |          |             |          |          |          |          |          |    |     |     |      |    |
| T. Siemian             | 1         | 1          | 1.0         | 1           | 0         |              |              |                |              |                           |                |             |             |           |           |          |             |          |          |          |          |          |    |     |     |      |    |
| <b>TOTAL</b>           | <b>16</b> | <b>84</b>  | <b>5.3</b>  | <b>17</b>   | <b>0</b>  | <b>TOTAL</b> | <b>29</b>    | <b>99</b>      | <b>3.4</b>   | <b>48</b>                 | <b>0</b>       |             |             |           |           |          |             |          |          |          |          |          |    |     |     |      |    |
| <b>PASSING</b>         |           |            |             |             |           |              |              |                |              | <b>PASSING</b>            |                |             |             |           |           |          |             |          |          |          |          |          |    |     |     |      |    |
|                        | ATT       | CMP        | YDS         | TKD/YD      | TD        | LG           | IN           | Rtg.           |              | ATT                       | CMP            | YDS         | TKD/YD      | TD        | LG        | IN       | Rtg.        |          | ATT      | CMP      | YDS      | TKD/YD   | TD | LG  | IN  | Rtg. |    |
| T. Siemian             | 50        | 30         | 230         | 2/10        | 1         | 20           | 0            | 77.9           | P. Rivers    | 29                        | 18             | 178         | 2/12        | 1         | 27        | 0        | 90.9        |          |          |          |          |          |    |     |     |      |    |
| <b>TOTAL</b>           | <b>50</b> | <b>30</b>  | <b>230</b>  | <b>2/10</b> | <b>1</b>  | <b>20</b>    | <b>0</b>     | <b>77.9</b>    | <b>TOTAL</b> | <b>29</b>                 | <b>18</b>      | <b>178</b>  | <b>2/12</b> | <b>1</b>  | <b>27</b> | <b>0</b> | <b>90.9</b> |          |          |          |          |          |    |     |     |      |    |
| <b>PASS RECEIVING</b>  |           |            |             |             |           |              |              |                |              | <b>PASS RECEIVING</b>     |                |             |             |           |           |          |             |          |          |          |          |          |    |     |     |      |    |
|                        |           | NO         | YDS         | AVG         | LG        | TD           |              |                | NO           | YDS                       | AVG            | LG          | TD          |           |           | NO       | YDS         | AVG      | LG       | TD       |          |          | NO | YDS | AVG | LG   | TD |
| J. Norwood             |           | 5          | 39          | 7.8         | 11        | 0            | H. Henry     |                | 6            | 83                        | 13.8           | 27          | 1           |           |           |          |             |          |          |          |          |          |    |     |     |      |    |
| D. Thomas              |           | 5          | 35          | 7.0         | 11        | 0            | Ty. Williams |                | 3            | 28                        | 9.3            | 18          | 0           |           |           |          |             |          |          |          |          |          |    |     |     |      |    |
| E. Sanders             |           | 4          | 40          | 10.0        | 20        | 0            | T. Benjamin  |                | 3            | 17                        | 5.7            | 8           | 0           |           |           |          |             |          |          |          |          |          |    |     |     |      |    |
| C. Anderson            |           | 4          | 34          | 8.5         | 11        | 0            | A. Gates     |                | 2            | 16                        | 8.0            | 10          | 0           |           |           |          |             |          |          |          |          |          |    |     |     |      |    |
| J. Phillips            |           | 3          | 31          | 10.3        | 16        | 0            | D. McCluster |                | 2            | 15                        | 7.5            | 10          | 0           |           |           |          |             |          |          |          |          |          |    |     |     |      |    |
| B. Fowler              |           | 3          | 22          | 7.3         | 10        | 1            | D. Inman     |                | 1            | 11                        | 11.0           | 11          | 0           |           |           |          |             |          |          |          |          |          |    |     |     |      |    |
| V. Green               |           | 3          | 21          | 7.0         | 9         | 0            | D. Watt      |                | 1            | 8                         | 8.0            | 8           | 0           |           |           |          |             |          |          |          |          |          |    |     |     |      |    |
| D. Booker              |           | 2          | 7           | 3.5         | 5         | 0            |              |                |              |                           |                |             |             |           |           |          |             |          |          |          |          |          |    |     |     |      |    |
| J. Taylor              |           | 1          | 1           | 1.0         | 1         | 0            |              |                |              |                           |                |             |             |           |           |          |             |          |          |          |          |          |    |     |     |      |    |
| <b>TOTAL</b>           |           | <b>30</b>  | <b>230</b>  | <b>7.7</b>  | <b>20</b> | <b>1</b>     | <b>TOTAL</b> |                | <b>18</b>    | <b>178</b>                | <b>9.9</b>     | <b>27</b>   | <b>1</b>    |           |           |          |             |          |          |          |          |          |    |     |     |      |    |
| <b>INTERCEPTIONS</b>   |           |            |             |             |           |              |              |                |              | <b>INTERCEPTIONS</b>      |                |             |             |           |           |          |             |          |          |          |          |          |    |     |     |      |    |
|                        |           | NO         | YDS         | AVG         | LG        | TD           |              |                | NO           | YDS                       | AVG            | LG          | TD          |           |           | NO       | YDS         | AVG      | LG       | TD       |          |          | NO | YDS | AVG | LG   | TD |
| <b>TOTAL</b>           |           | <b>0</b>   | <b>0</b>    | <b>0.0</b>  | <b>—</b>  | <b>0</b>     | <b>TOTAL</b> |                | <b>0</b>     | <b>0</b>                  | <b>0.0</b>     | <b>—</b>    | <b>0</b>    |           |           |          |             |          |          |          |          |          |    |     |     |      |    |
| <b>PUNTING</b>         |           |            |             |             |           |              |              |                |              | <b>PUNTING</b>            |                |             |             |           |           |          |             |          |          |          |          |          |    |     |     |      |    |
|                        | NO        | YDS        | AVG         | NET         | TB        | IN20         | LG           |                | NO           | YDS                       | AVG            | NET         | TB          | IN20      | LG        |          | NO          | YDS      | AVG      | NET      | TB       | IN20     | LG |     |     |      |    |
| R. Dixon               | 5         | 221        | 44.2        | 38.6        | 0         | 2            | 48           | D. Kaser       | 5            | 237                       | 47.4           | 44.0        | 0           | 4         | 60        |          |             |          |          |          |          |          |    |     |     |      |    |
| <b>TOTAL</b>           | <b>5</b>  | <b>221</b> | <b>44.2</b> | <b>38.6</b> | <b>0</b>  | <b>2</b>     | <b>48</b>    | <b>TOTAL</b>   | <b>5</b>     | <b>237</b>                | <b>47.4</b>    | <b>44.0</b> | <b>0</b>    | <b>4</b>  | <b>60</b> |          |             |          |          |          |          |          |    |     |     |      |    |
| <b>PUNT RETURNS</b>    |           |            |             |             |           |              |              |                |              | <b>PUNT RETURNS</b>       |                |             |             |           |           |          |             |          |          |          |          |          |    |     |     |      |    |
|                        |           | NO         | YDS         | AVG         | FC        | LG           | TD           |                |              | NO                        | YDS            | AVG         | FC          | LG        | TD        |          |             | NO       | YDS      | AVG      | FC       | LG       | TD |     |     |      |    |
| J. Norwood             |           | 2          | 16          | 8.0         | 1         | 10           | 0            | D. McCluster   |              | 3                         | 28             | 9.3         | 0           | 16        | 0         |          |             |          |          |          |          |          |    |     |     |      |    |
| A. Talib               |           | 1          | 1           | 1.0         | 0         | 1            | 0            | T. Benjamin    |              | 1                         | 0              | 0.0         | 0           | 0         | 0         |          |             |          |          |          |          |          |    |     |     |      |    |
| [DOWNED]               |           | 1          | 0           | 0.0         | 0         | —            | 0            | [DOWNED]       |              | 1                         | 0              | 0.0         | 0           | —         | 0         |          |             |          |          |          |          |          |    |     |     |      |    |
| <b>RETURNS</b>         |           | <b>3</b>   | <b>17</b>   | <b>5.7</b>  | <b>1</b>  | <b>10</b>    | <b>0</b>     | <b>TOTAL</b>   |              | <b>4</b>                  | <b>28</b>      | <b>7.0</b>  | <b>0</b>    | <b>16</b> | <b>0</b>  |          |             |          |          |          |          |          |    |     |     |      |    |
| <b>KICKOFF RETURNS</b> |           |            |             |             |           |              |              |                |              | <b>KICKOFF RETURNS</b>    |                |             |             |           |           |          |             |          |          |          |          |          |    |     |     |      |    |
|                        |           | NO         | YDS         | AVG         | FC        | LG           | TD           |                |              | NO                        | YDS            | AVG         | FC          | LG        | TD        |          |             | NO       | YDS      | AVG      | FC       | LG       | TD |     |     |      |    |
| J. Norwood             |           | 2          | 46          | 23.0        | 0         | 27           | 0            | G. Whalen      |              | 1                         | 12             | 12.0        | 0           | 12        | 0         |          |             |          |          |          |          |          |    |     |     |      |    |
| [TOUCHBACK]            |           | 4          | 0           | 0.0         | 0         | —            | 0            | K. Wiggins     |              | 1                         | 0              | 0.0         | 0           | 0         | 0         |          |             |          |          |          |          |          |    |     |     |      |    |
| <b>RETURNS</b>         |           | <b>2</b>   | <b>46</b>   | <b>23.0</b> | <b>0</b>  | <b>27</b>    | <b>0</b>     | <b>RETURNS</b> |              | <b>2</b>                  | <b>12</b>      | <b>6.0</b>  | <b>0</b>    | <b>12</b> | <b>0</b>  |          |             |          |          |          |          |          |    |     |     |      |    |
| <b>Denver Broncos</b>  |           |            |             |             |           |              |              |                |              | <b>San Diego Chargers</b> |                |             |             |           |           |          |             |          |          |          |          |          |    |     |     |      |    |
|                        |           | Own        |             | Opp.        |           | Out          |              |                | Own          |                           | Opp.           |             | Out         |           |           | Own      |             | Opp.     |          | Out      |          |          |    |     |     |      |    |
| <b>FUMBLES</b>         | Fum       | Lost       | Rec.        | Yds         | TD        | FF           | Rec.         | Yds            | TD           | Bnds                      | <b>FUMBLES</b> | Fum         | Lost        | Rec.      | Yds       | TD       | FF          | Rec.     | Yds      | TD       | Bnds     |          |    |     |     |      |    |
| J. Taylor              | 1         | 1          | 0           | 0           | 0         | 0            | 0            | 0              | 0            | 0                         | T. Benjamin    | 1           | 1           | 0         | 0         | 0        | 0           | 0        | 0        | 0        | 0        | 0        |    |     |     |      |    |
| D. Thomas              | 1         | 1          | 0           | 0           | 0         | 0            | 0            | 0              | 0            | 0                         | K. Wiggins     | 1           | 1           | 0         | 0         | 0        | 0           | 0        | 0        | 0        | 0        | 0        |    |     |     |      |    |
| S. Keo                 | 0         | 0          | 0           | 0           | 0         | 0            | 1            | 0              | 0            | 0                         | K. Toomer      | 0           | 0           | 0         | 0         | 0        | 1           | 1        | 2        | 0        | 0        | 0        |    |     |     |      |    |
| W. Parks               | 0         | 0          | 0           | 0           | 0         | 0            | 1            | 0              | 0            | 0                         | J. Brown       | 0           | 0           | 0         | 0         | 0        | 1           | 0        | 0        | 0        | 0        | 0        |    |     |     |      |    |
|                        |           |            |             |             |           |              |              |                |              |                           | C. Mager       | 0           | 0           | 0         | 0         | 0        | 0           | 1        | 0        | 0        | 0        | 0        |    |     |     |      |    |
| <b>TOTAL</b>           | <b>2</b>  | <b>2</b>   | <b>0</b>    | <b>0</b>    | <b>0</b>  | <b>0</b>     | <b>2</b>     | <b>0</b>       | <b>0</b>     | <b>0</b>                  | <b>TOTAL</b>   | <b>2</b>    | <b>2</b>    | <b>0</b>  | <b>0</b>  | <b>0</b> | <b>2</b>    | <b>2</b> | <b>2</b> | <b>0</b> | <b>0</b> | <b>0</b> |    |     |     |      |    |

**FINAL TEAM STATISTICS**

|   | BRONCOS  | CHARGERS |   | BRONCOS  | CHARGERS |
|---|----------|----------|---|----------|----------|
| TOTAL FIRST DOWNS                                 | 16       | 16       | FGs - PATs Had Blocked                        | 0-0      | 0-0      |
| By Rushing  | 6        | 5        | Net Punting Average                           | 38.6     | 44.0     |
| By Passing  | 10       | 9        | TOTAL RETURN YARDAGE (Not Including Kickoffs) | 17       | 28       |
| By Penalty  | 0        | 2        | No. and Yards Punt Returns                    | 3-17     | 4-28     |
| THIRD DOWN EFFICIENCY                             | 6-15-40% | 3-13-23% | No. and Yards Kickoff Returns                 | 2-46     | 2-12     |
| FOURTH DOWN EFFICIENCY                            | 0-1-0%   | 1-1-100% | No. and Yards Interception Returns            | 0-0      | 0-0      |
| TOTAL NET YARDS                                   | 304      | 265      | PENALTIES Number and Yards                    | 12-103   | 3-20     |
| Total Offensive Plays (inc. times thrown passing) | 68       | 60       | FUMBLES Number and Lost                       | 2-2      | 2-2      |
| Average gain per offensive play                   | 4.5      | 4.4      | TOUCHDOWNS                                    | 1        | 1        |
| NET YARDS RUSHING                                 | 84       | 99       | Rushing                                       | 0        | 0        |
| Total Rushing Plays                               | 16       | 29       | Passing                                       | 1        | 1        |
| Average gain per rushing play                     | 5.3      | 3.4      | EXTRA POINTS Made-Attempts                    | 1-1      | 1-1      |
| Tackles for a loss-number and yards               | 2-6      | 5-7      | Kicking Made-Attempts                         | 1-1      | 1-1      |
| NET YARDS PASSING                                 | 220      | 166      | FIELD GOALS Made-Attempts                     | 2-3      | 4-4      |
| Times thrown - yards lost attempting to pass      | 2-10     | 2-12     | RED ZONE EFFICIENCY                           | 1-2-50%  | 1-5-20%  |
| Gross yards passing                               | 230      | 178      | GOAL TO GO EFFICIENCY                         | 1-1-100% | 1-2-50%  |
| PASS ATTEMPTS-COMPLETIONS-HAD INTERCEPTED         | 50-30-0  | 29-18-0  | SAFETIES                                      | 0        | 1        |
| Avg gain per pass play (inc.# thrown passing)     | 4.2      | 5.4      | FINAL SCORE                                   | 13       | 21       |
| KICKOFFS Number-In End Zone-Touchbacks            | 5-2-2    | 6-6-4    | TIME OF POSSESSION                            | 26:32    | 33:28    |
| PUNTS Number and Average                          | 5-44.2   | 5-47.4   |   |          |          |
| Had Blocked                                       | 0        | 0        |   |          |          |

**BRONCOS DEFENSIVE STATISTICS**

| BRONCOS DEFENSIVE STATISTICS |    |   |    |       |       |    |    |    |                    |           |           |           |             |            |          |          |          |
|------------------------------|----|---|----|-------|-------|----|----|----|--------------------|-----------|-----------|-----------|-------------|------------|----------|----------|----------|
| (Press Box Totals)           |    |   |    |       |       |    |    |    |                    |           |           |           |             |            |          |          |          |
| PLAYER                       | UT | A | TT | S-YDS | I-YDS | PD | FF | FR | PLAYER             | UT        | A         | TT        | S-YDS       | I-YDS      | PD       | FF       | FR       |
| T. Ward                      | 7  | 0 | 7  | 0-0   | 0-0   | 0  | 0  | 0  | D. Wolfe           | 2         | 1         | 3         | 0-0         | 0-0        | 0        | 0        | 0        |
| V. Miller                    | 6  | 0 | 6  | 1-0   | 0-0   | 0  | 0  | 0  | S. Williams        | 1         | 2         | 3         | 0-0         | 0-0        | 0        | 0        | 0        |
| C. Harris Jr.                | 6  | 0 | 6  | 0-0   | 0-0   | 0  | 0  | 0  | B. Winn            | 2         | 0         | 2         | 0-0         | 0-0        | 0        | 0        | 0        |
| D. Stewart                   | 5  | 1 | 6  | 0-0   | 0-0   | 0  | 0  | 0  | B. Roby            | 1         | 0         | 1         | 0-0         | 0-0        | 2        | 0        | 0        |
| B. Marshall                  | 5  | 1 | 6  | 0-0   | 0-0   | 0  | 0  | 0  | W. Parks           | 1         | 0         | 1         | 0-0         | 0-0        | 0        | 0        | 0        |
| J. Crick                     | 3  | 2 | 5  | 0.5-6 | 0-0   | 0  | 0  | 0  | C. Nelson          | 1         | 0         | 1         | 0-0         | 0-0        | 0        | 0        | 0        |
| T. Davis                     | 1  | 3 | 4  | 0-0   | 0-0   | 0  | 0  | 0  | S. Barrett         | 1         | 0         | 1         | 0-0         | 0-0        | 0        | 0        | 0        |
| A. Talib                     | 3  | 0 | 3  | 0-0   | 0-0   | 0  | 0  | 0  | K. Webster         | 0         | 0         | 0         | 0-0         | 0-0        | 1        | 0        | 0        |
| S. Ray                       | 2  | 1 | 3  | 0.5-6 | 0-0   | 0  | 0  | 0  | <b>TEAM TOTALS</b> | <b>47</b> | <b>11</b> | <b>58</b> | <b>2-12</b> | <b>0-0</b> | <b>3</b> | <b>0</b> | <b>0</b> |



# Denver 27, Houston 9

Monday, Oct. 24, 2016 • 6:30 p.m. MDT • Sports Authority Field at Mile High • Denver

**WEATHER:** Partly Cloudy, 71°, Wind E 5 mph • **TIME:** 3:05 • **ATTENDANCE:** 76,865

The Denver Broncos snapped a two-game skid with a 27-9 victory against Head Coach Gary Kubiak's former team, the Houston Texans, on *Monday Night Football*.

Facing former Denver quarterback Brock Osweiler, the Broncos' defense controlled the tempo of the game from the start, pressuring Houston's offense throughout the entire contest and forcing two takeaways.

Running backs C.J. Anderson (107 yds.) and Devontae Booker (83 yds.) provided a one-two punch for Denver, each rushing for a touchdown and helping Denver total 190 yards on the ground.

Despite Denver's dominant defensive performance, Houston jumped out to a 6-0 lead after one quarter of play with kicker Nick Novak nailing a pair of 43-yard field goals to put the visitors up early.

Quarterback Trevor Siemian and the Broncos responded on the first drive of the second quarter after a 10-play, 75-yard drive resulted in a 7-yard touchdown run from Anderson to take a 7-6 lead.

After a three-and-out from the Texans' offense, Denver engineered a 7-play, 68-yard drive that resulted in the Broncos' second touchdown in five minutes. Siemian hit wide receiver Demaryius Thomas for a 4-yard strike to extend Denver's lead 14-6. During the drive, Booker accounted for three first downs and wide receiver Emmanuel Sanders hauled in a 29-yard pass from Siemian.

Houston cut the Broncos' lead to 14-9 on its opening drive of the second half, as Novak hit a 29-yard field goal—his third of the game.

With 4:46 left in the third quarter, Safety Darian Stewart forced running back Alfred Blue to fumble into the waiting arms of linebacker Todd Davis for Denver's first takeaway of the game.

The Broncos then capitalized on the fumble, as Booker rushed for a 1-yard for a touchdown, the first of his career. The 7-play, 72-yard drive was highlighted by a 31-yard pass to Sanders as the home team took a 21-9 lead into the final period.

On the first play of the fourth quarter, the Broncos' defense flexed its muscles again, forcing Osweiler to fumble—this time recovered by cornerback Chris Harris Jr.

Kicker Brandon McManus hit a 22-yard field goal to turn the takeaway into three points and push Denver ahead 24-7.

With two minutes remaining in the game, the Broncos scored the final points of the night—a 32-yard field goal—to seal a 27-9 victory.

Denver's suffocating pass defense allowed just 3.2 yards per passing attempt and did not allow a Texans reception covering more than 13 yards.

The Broncos also held Houston without a touchdown, marking the ninth time in the last 10 seasons the defense accomplished that feat.

### OFFICIALS:

**Referee** — Carl Cheffers (51); **Umpire** — Ruben Fowler (71); **Head Linesman** — Kent Payne (79); **Line Judge** — Tim Podraza (47); **Side Judge** — Scott Novak (1); **Field Judge** — Brad Freeman (88); **Back Judge** — Jim Quirk (63); **Replay** — Charles Stewart

### DENVER BRONCOS

| OFFENSE |               | DEFENSE |               |
|---------|---------------|---------|---------------|
| WR 88   | D. Thomas     | DE 95   | D. Wolfe      |
| LT 73   | R. Okung      | NT 92   | S. Williams   |
| LG 76   | M. Garcia     | DE 93   | J. Crick      |
| C 61    | M. Paradis    | SLB 58  | V. Miller     |
| RG 79   | M. Schofield  | WLB 56  | S. Ray        |
| RT 71   | D. Stephenson | ILB 54  | B. Marshall   |
| TE 85   | V. Green      | ILB 51  | T. Davis      |
| WR 10   | E. Sanders    | LCB 21  | A. Talib      |
| RB 22   | C. Anderson   | RCB 25  | C. Harris Jr. |
| QB 13   | T. Siemian    | SS 43   | T. Ward       |
| FB 32   | A. Janovich   | FS 26   | D. Stewart    |

**BRONCOS SUBSTITUTIONS:** K 8 B.McManus, P 9 R.Dixon, WR 11 J.Norwood, WR 16 B.Fowler, RB 23 D.Booker, CB 29 B.Roby, S 31 J.Simmons, S 34 W.Parks, RB 35 K.Bibbs, CB 36 K.Webster, LS 42 C.Kreiter, OLB 48 S.Barrett, ILB 50 Z.Anderson, ILB 52 C.Nelson, C 53 J.Ferentz, OLB 57 D.Watson, OL 74 T.Sambrailo, TE 82 J.Heuerman, TE 86 J.Phillips, WR 87 J.Taylor, DE 97 B.Winn, NT 98 D.Kilgo, DE 99 A.Gotsis. **DID NOT PLAY:** QB 12 P.Lynch. **INACTIVE:** QB 4 A.Davis, WR 14 C.Latimer, S 33 S.Keo, CB 37 L.Doss, G 60 C.McGovern, T 70 B.Turner, OLB 94 D.Ware.

### HOUSTON TEXANS

| OFFENSE |                | DEFENSE |              |
|---------|----------------|---------|--------------|
| WR 10   | D. Hopkins     | LDE 95  | C. Covington |
| LT 76   | D. Brown       | NT 75   | V. Wilfork   |
| LG 71   | X. Su'a-Filo   | RDE 90  | J. Clowney   |
| C 65    | G. Mancz       | SAM 59  | W. Mercilus  |
| RG 79   | J. Allen       | MIKE 56 | B. Cushing   |
| RT 72   | D. Newton      | WILL 55 | B. McKinney  |
| TE 87   | C. Fiedorowicz | JACK 51 | J. Simon     |
| WR 15   | W. Fuller      | RCB 25  | K. Jackson   |
| QB 17   | B. Osweiler    | LCB 21  | A. Bouye     |
| T 63    | K. Lamm        | FS 29   | A. Hal       |
| RB 26   | L. Miller      | SS 43   | C. Moore     |

**TEXANS SUBSTITUTIONS:** K 8 N.Novak, P 9 S.Lechler, WR 11 J.Strong, WR 13 B.Miller, DB 20 D.Jones, CB 24 J.Joseph, RB 28 A.Blue, DB 31 C.James, DB 32 R.Nelson, RB 34 T.Ervin, DB 35 E.Pleasant, S 39 L.Ballentine, RB 45 J.Prosch, LS 46 J.Weeks, LB 50 A.Dent, LB 53 M.Bullough, G 68 T.Bergstrom, T 74 C.Clark, TE 84 R.Griffin, TE 89 S.Anderson, DT 92 B.Dunn, DE 94 A.Smith, DT 98 D.Reader. **DID NOT PLAY:** QB 3 T.Savage. **INACTIVE:** QB 5 B.Weeden, WR 12 K.Mumphery, S 27 Q.Demps, RB 41 J.Grimes, B 52 B.Peters, T 78 O.Aboushi, DE 93 J.Heath.

|                |                | 1 | 2  | 3 | 4 | OT | TOTAL | FIELD GOALS (made ( ) & missed) |
|----------------|----------------|---|----|---|---|----|-------|---------------------------------|
| <b>VISITOR</b> | Houston Texans | 6 | 0  | 3 | 0 | —  | 9     | N. Novak (43) (43) (29)         |
| <b>HOME</b>    | Denver Broncos | 0 | 14 | 7 | 6 | —  | 27    | B. McManus (22) (32)            |

| Team    | Qtr | Clock Time | PLAY DESCRIPTION (Extra Point) (Drive Info)                         | SCORE   |      |
|---------|-----|------------|---|---------|------|
|         |     |            |   | Visitor | Home |
| TEXANS  | 1   | 7:11       | N. Novak 43 yd. Field Goal (7-33, 2:16)                             | 3       | 0    |
| TEXANS  | 1   | 0:21       | N. Novak 43 yd. Field Goal (10-39, 5:05)                            | 6       | 0    |
| BRONCOS | 2   | 9:10       | C. Anderson 7 yd. run (B. McManus kick) (10-75, 6:11)               | 6       | 7    |
| BRONCOS | 2   | 4:04       | D. Thomas 4 yd. pass from T. Siemian (B. McManus kick) (7-68, 3:25) | 6       | 14   |
| TEXANS  | 3   | 9:09       | N. Novak 29 yd. Field Goal (9-72, 4:50)                             | 9       | 14   |
| BRONCOS | 4   | 11:36      | B. McManus 22 yd. Field Goal (7-22, 3:20)                           | 9       | 24   |
| BRONCOS | 4   | 1:57       | B. McManus 32 yd. Field Goal (7-20, 2:43)                           | 9       | 27   |



**FINAL INDIVIDUAL STATISTICS**

| Houston Texans         |            |             |             |                       |            | Denver Broncos        |                        |                |                |             |                |             |             |             |            |           |             |
|------------------------|------------|-------------|-------------|-----------------------|------------|-----------------------|------------------------|----------------|----------------|-------------|----------------|-------------|-------------|-------------|------------|-----------|-------------|
| <b>RUSHING</b>         | <b>ATT</b> | <b>YDS</b>  | <b>AVG</b>  | <b>LG</b>             | <b>TD</b>  | <b>RUSHING</b>        | <b>ATT</b>             | <b>YDS</b>     | <b>AVG</b>     | <b>LG</b>   | <b>TD</b>      |             |             |             |            |           |             |
| A. Blue                | 11         | 63          | 5.7         | 17                    | 0          | C. Anderson           | 16                     | 107            | 6.7            | 19          | 1              |             |             |             |            |           |             |
| L. Miller              | 11         | 61          | 5.5         | 25                    | 0          | D. Booker             | 17                     | 83             | 4.9            | 12          | 1              |             |             |             |            |           |             |
| B. Osweiler            | 3          | 16          | 5.3         | 10                    | 0          | A. Janovich           | 1                      | 1              | 1.0            | 1           | 0              |             |             |             |            |           |             |
|                        |            |             |             |                       |            | T. Siemian            | 1                      | -1             | -1.0           | -1          | 0              |             |             |             |            |           |             |
| <b>TOTAL</b>           | <b>25</b>  | <b>140</b>  | <b>5.6</b>  | <b>25</b>             | <b>0</b>   | <b>TOTAL</b>          | <b>35</b>              | <b>190</b>     | <b>5.4</b>     | <b>19</b>   | <b>2</b>       |             |             |             |            |           |             |
| <b>PASSING</b>         | <b>ATT</b> | <b>CMP</b>  | <b>YDS</b>  | <b>YD</b>             | <b>TD</b>  | <b>LG</b>             | <b>IN</b>              | <b>Rtg.</b>    | <b>PASSING</b> | <b>ATT</b>  | <b>CMP</b>     | <b>YDS</b>  | <b>YD</b>   | <b>TD</b>   | <b>LG</b>  | <b>IN</b> | <b>Rtg.</b> |
| B. Osweiler            | 41         | 22          | 131         | 1/0                   | 0          | 13                    | 0                      | 60.1           | T. Siemian     | 25          | 14             | 157         | 0/0         | 1           | 31         | 0         | 88.2        |
| <b>TOTAL</b>           | <b>41</b>  | <b>22</b>   | <b>131</b>  | <b>1/0</b>            | <b>0</b>   | <b>13</b>             | <b>0</b>               | <b>60.1</b>    | <b>TOTAL</b>   | <b>25</b>   | <b>14</b>      | <b>157</b>  | <b>0/0</b>  | <b>1</b>    | <b>31</b>  | <b>0</b>  | <b>88.2</b> |
| <b>PASS RECEIVING</b>  | <b>NO</b>  | <b>YDS</b>  | <b>AVG</b>  | <b>LG</b>             | <b>TD</b>  | <b>PASS RECEIVING</b> | <b>NO</b>              | <b>YDS</b>     | <b>AVG</b>     | <b>LG</b>   | <b>TD</b>      |             |             |             |            |           |             |
| D. Hopkins             | 5          | 36          | 7.2         | 12                    | 0          | D. Thomas             | 6                      | 40             | 6.7            | 11          | 1              |             |             |             |            |           |             |
| C. Fiedorowicz         | 5          | 35          | 7.0         | 12                    | 0          | E. Sanders            | 4                      | 86             | 21.5           | 31          | 0              |             |             |             |            |           |             |
| W. Fuller              | 4          | 22          | 5.5         | 13                    | 0          | A. Janovich           | 1                      | 12             | 12.0           | 12          | 0              |             |             |             |            |           |             |
| L. Miller              | 3          | 6           | 2.0         | 4                     | 0          | J. Norwood            | 1                      | 8              | 8.0            | 8           | 0              |             |             |             |            |           |             |
| R. Griffin             | 2          | 13          | 6.5         | 9                     | 0          | B. Fowler             | 1                      | 7              | 7.0            | 7           | 0              |             |             |             |            |           |             |
| J. Strong              | 2          | 10          | 5.0         | 8                     | 0          | D. Booker             | 1                      | 4              | 4.0            | 4           | 0              |             |             |             |            |           |             |
| T. Ervin               | 1          | 9           | 9.0         | 9                     | 0          |                       |                        |                |                |             |                |             |             |             |            |           |             |
| <b>TOTAL</b>           | <b>22</b>  | <b>131</b>  | <b>6.0</b>  | <b>13</b>             | <b>0</b>   | <b>TOTAL</b>          | <b>14</b>              | <b>157</b>     | <b>11.2</b>    | <b>31</b>   | <b>1</b>       |             |             |             |            |           |             |
| <b>INTERCEPTIONS</b>   | <b>NO</b>  | <b>YDS</b>  | <b>AVG</b>  | <b>LG</b>             | <b>TD</b>  | <b>INTERCEPTIONS</b>  | <b>NO</b>              | <b>YDS</b>     | <b>AVG</b>     | <b>LG</b>   | <b>TD</b>      |             |             |             |            |           |             |
| <b>TOTAL</b>           | <b>0</b>   | <b>0</b>    | <b>0.0</b>  | <b>—</b>              | <b>0</b>   | <b>TOTAL</b>          | <b>0</b>               | <b>0</b>       | <b>0.0</b>     | <b>—</b>    | <b>0</b>       |             |             |             |            |           |             |
| <b>PUNTING</b>         | <b>NO</b>  | <b>YDS</b>  | <b>AVG</b>  | <b>NET</b>            | <b>TB</b>  | <b>IN20</b>           | <b>LG</b>              | <b>PUNTING</b> | <b>NO</b>      | <b>YDS</b>  | <b>AVG</b>     | <b>NET</b>  | <b>TB</b>   | <b>IN20</b> | <b>LG</b>  |           |             |
| S. Lechler             | 5          | 242         | 48.4        | 41.8                  | 0          | 1                     | 62                     | R. Dixon       | 6              | 255         | 42.5           | 40.7        | 0           | 2           | 49         |           |             |
| <b>TOTAL</b>           | <b>5</b>   | <b>242</b>  | <b>48.4</b> | <b>41.8</b>           | <b>0</b>   | <b>1</b>              | <b>62</b>              | <b>TOTAL</b>   | <b>6</b>       | <b>255</b>  | <b>42.5</b>    | <b>40.7</b> | <b>0</b>    | <b>2</b>    | <b>49</b>  |           |             |
| <b>PUNT RETURNS</b>    | <b>NO</b>  | <b>YDS</b>  | <b>AVG</b>  | <b>FC</b>             | <b>LG</b>  | <b>TD</b>             | <b>PUNT RETURNS</b>    | <b>NO</b>      | <b>YDS</b>     | <b>AVG</b>  | <b>FC</b>      | <b>LG</b>   | <b>TD</b>   |             |            |           |             |
| T. Ervin               | 2          | 11          | 5.5         | 2                     | 10         | 0                     | J. Norwood             | 3              | 33             | 11.0        | 1              | 16          | 0           |             |            |           |             |
| W. Fuller              | 0          | 0           | 0.0         | 1                     | —          | 0                     | [OUT OF BOUNDS]        | 1              | 0              | 0.0         | 0              | —           | 0           |             |            |           |             |
| [OUT OF BOUNDS]        | 1          | 0           | 0.0         | 0                     | —          | 0                     |                        |                |                |             |                |             |             |             |            |           |             |
| <b>RETURNS</b>         | <b>2</b>   | <b>11</b>   | <b>5.5</b>  | <b>3</b>              | <b>10</b>  | <b>0</b>              | <b>TOTAL</b>           | <b>3</b>       | <b>33</b>      | <b>11.0</b> | <b>1</b>       | <b>16</b>   | <b>0</b>    |             |            |           |             |
| <b>KICKOFF RETURNS</b> | <b>NO</b>  | <b>YDS</b>  | <b>AVG</b>  | <b>FC</b>             | <b>LG</b>  | <b>TD</b>             | <b>KICKOFF RETURNS</b> | <b>NO</b>      | <b>YDS</b>     | <b>AVG</b>  | <b>FC</b>      | <b>LG</b>   | <b>TD</b>   |             |            |           |             |
| W. Fuller              | 1          | 19          | 19.0        | 0                     | 19         | 0                     | J. Norwood             | 1              | 19             | 19.0        | 0              | 19          | 0           |             |            |           |             |
| T. Ervin               | 1          | 14          | 14.0        | 0                     | 14         | 0                     | [TOUCHBACK]            | 3              | 0              | 0.0         | 0              | —           | 0           |             |            |           |             |
| B. Miller              | 1          | 9           | 9.0         | 0                     | 9          | 0                     |                        |                |                |             |                |             |             |             |            |           |             |
| [TOUCHBACK]            | 3          | 0           | 0.0         | 0                     | —          | 0                     |                        |                |                |             |                |             |             |             |            |           |             |
| <b>RETURNS</b>         | <b>3</b>   | <b>42</b>   | <b>14.0</b> | <b>0</b>              | <b>19</b>  | <b>0</b>              | <b>RETURNS</b>         | <b>1</b>       | <b>19</b>      | <b>19.0</b> | <b>0</b>       | <b>19</b>   | <b>0</b>    |             |            |           |             |
| <b>Houston Texans</b>  | <b>Own</b> | <b>Opp.</b> | <b>Out</b>  | <b>Denver Broncos</b> | <b>Own</b> | <b>Opp.</b>           | <b>Out</b>             |                |                |             |                |             |             |             |            |           |             |
| <b>FUMBLES</b>         | <b>Fum</b> | <b>Lost</b> | <b>Rec.</b> | <b>Yds</b>            | <b>TD</b>  | <b>FF</b>             | <b>Rec.</b>            | <b>Yds</b>     | <b>TD</b>      | <b>Bnds</b> | <b>FUMBLES</b> | <b>Fum</b>  | <b>Lost</b> | <b>Rec.</b> | <b>Yds</b> | <b>TD</b> | <b>Bnds</b> |
| B. Osweiler            | 3          | 1           | 2           | -5                    | 0          | 0                     | 0                      | 0              | 0              | 0           | D. Booker      | 1           | 0           | 1           | 0          | 0         | 0           |
| A. Blue                | 1          | 1           | 0           | 0                     | 0          | 0                     | 0                      | 0              | 0              | 0           | C. Harris Jr.  | 0           | 0           | 0           | 0          | 0         | 0           |
|                        |            |             |             |                       |            |                       |                        |                |                |             | D. Stewart     | 0           | 0           | 0           | 0          | 0         | 0           |
|                        |            |             |             |                       |            |                       |                        |                |                |             | T. Davis       | 0           | 0           | 1           | 0          | 0         | 2           |
| <b>TOTAL</b>           | <b>4</b>   | <b>2</b>    | <b>2</b>    | <b>-5</b>             | <b>0</b>   | <b>0</b>              | <b>0</b>               | <b>0</b>       | <b>0</b>       | <b>0</b>    | <b>TOTAL</b>   | <b>1</b>    | <b>0</b>    | <b>1</b>    | <b>0</b>   | <b>0</b>  | <b>2</b>    |

**FINAL TEAM STATISTICS**

|   | TEXANS   | BRONCOS  |   | TEXANS | BRONCOS |
|---|----------|----------|---|--------|---------|
| TOTAL FIRST DOWNS                                 | 14       | 19       | FGs - PATs Had Blocked                        | 0-0    | 0-0     |
| By Rushing  | 5        | 11       | Net Punting Average                           | 41.8   | 40.7    |
| By Passing  | 8        | 8        | TOTAL RETURN YARDAGE (Not Including Kickoffs) | 11     | 33      |
| By Penalty  | 1        | 0        | No. and Yards Punt Returns                    | 2-11   | 3-33    |
| THIRD DOWN EFFICIENCY                             | 7-18-39% | 3-11-27% | No. and Yards Kickoff Returns                 | 3-42   | 1-19    |
| FOURTH DOWN EFFICIENCY                            | 0-2-0%   | 0-0-0%   | No. and Yards Interception Returns            | 0-0    | 0-0     |
| TOTAL NET YARDS                                   | 271      | 347      | PENALTIES Number and Yards                    | 2-15   | 7-83    |
| Total Offensive Plays (inc. times thrown passing) | 67       | 60       | FUMBLES Number and Lost                       | 4-2    | 1-0     |
| Average gain per offensive play                   | 4.0      | 5.8      | TOUCHDOWNS                                    | 0      | 3       |
| NET YARDS RUSHING                                 | 140      | 190      | Rushing                                       | 0      | 2       |
| Total Rushing Plays                               | 25       | 35       | Passing                                       | 0      | 1       |
| Average gain per rushing play                     | 5.6      | 5.4      | EXTRA POINTS Made-Attempts                    | 0-0    | 3-3     |
| Tackles for a loss-number and yards               | 0-0      | 0-0      | Kicking Made-Attempts                         | 0-0    | 3-3     |
| NET YARDS PASSING                                 | 131      | 157      | FIELD GOALS Made-Attempts                     | 3-3    | 2-2     |
| Times thrown - yards lost attempting to pass      | 1-0      | 0-0      | RED ZONE EFFICIENCY                           | 0-1-0% | 3-5-60% |
| Gross yards passing                               | 131      | 157      | GOAL TO GO EFFICIENCY                         | 0-0-0% | 3-4-75% |
| PASS ATTEMPTS-COMPLETIONS-HAD INTERCEPTED         | 41-22-0  | 25-14-0  | SAFETIES                                      | 0      | 0       |
| Avg gain per pass play (inc.# thrown passing)     | 3.1      | 6.3      | FINAL SCORE                                   | 9      | 27      |
| KICKOFFS Number-In End Zone-Touchbacks            | 4-3-3    | 6-4-3    | TIME OF POSSESSION                            | 29:22  | 30:38   |
| PUNTS Number and Average                          | 5-48.4   | 6-42.5   |   |        |         |
| Had Blocked                                       | 0        | 0        |   |        |         |

**BRONCOS DEFENSIVE STATISTICS**

| <i>(Press Box Totals)</i> |    |   |    |       |       |    |    |    |                    |           |           |           |            |            |          |          |          |
|---------------------------|----|---|----|-------|-------|----|----|----|--------------------|-----------|-----------|-----------|------------|------------|----------|----------|----------|
| PLAYER                    | UT | A | TT | S-YDS | I-YDS | PD | FF | FR | PLAYER             | UT        | A         | TT        | S-YDS      | I-YDS      | PD       | FF       | FR       |
| T. Ward                   | 3  | 5 | 8  | 0-0   | 0-0   | 2  | 0  | 0  | S. Williams        | 1         | 2         | 3         | 0-0        | 0-0        | 0        | 0        | 0        |
| C. Harris Jr.             | 6  | 1 | 7  | 0-0   | 0-0   | 0  | 1  | 1  | J. Crick           | 0         | 3         | 3         | 0-0        | 0-0        | 1        | 0        | 0        |
| D. Stewart                | 3  | 3 | 6  | 0-0   | 0-0   | 0  | 1  | 0  | W. Parks           | 1         | 1         | 2         | 0-0        | 0-0        | 0        | 0        | 0        |
| S. Ray                    | 2  | 3 | 5  | 0-0   | 0-0   | 0  | 0  | 0  | D. Watson          | 1         | 0         | 1         | 0-0        | 0-0        | 0        | 0        | 0        |
| A. Talib                  | 3  | 1 | 4  | 0-0   | 0-0   | 3  | 0  | 0  | J. Simmons         | 1         | 0         | 1         | 0-0        | 0-0        | 0        | 0        | 0        |
| T. Davis                  | 2  | 2 | 4  | 0-0   | 0-0   | 0  | 0  | 1  | B. Roby            | 1         | 0         | 1         | 0-0        | 0-0        | 0        | 0        | 0        |
| C. Nelson                 | 2  | 2 | 4  | 0-0   | 0-0   | 0  | 0  | 0  | D. Kilgo           | 0         | 1         | 1         | 0-0        | 0-0        | 0        | 0        | 0        |
| B. Marshall               | 2  | 2 | 4  | 0-0   | 0-0   | 0  | 0  | 0  | S. Barrett         | 0         | 1         | 1         | 0-0        | 0-0        | 0        | 0        | 0        |
| V. Miller                 | 3  | 0 | 3  | 0-0   | 0-0   | 0  | 0  | 0  | B. Winn            | 0         | 1         | 1         | 0-0        | 0-0        | 0        | 0        | 0        |
| D. Wolfe                  | 2  | 1 | 3  | 0-0   | 0-0   | 1  | 0  | 0  | <b>TEAM TOTALS</b> | <b>34</b> | <b>29</b> | <b>62</b> | <b>1-0</b> | <b>0-0</b> | <b>7</b> | <b>2</b> | <b>2</b> |



# Denver 27, San Diego 19

**Sunday, Oct. 30, 2016 • 2:05 p.m. MDT • Sports Authority Field at Mile High • Denver**

**WEATHER:** Partly Cloudy, 76°, Wind SE 15 mph • **TIME:** 3:29 • **ATTENDANCE:** 76,756

Behind three takeaways, including a 49-yard interception returned for a touchdown by cornerback Bradley Roby, the Denver Broncos topped their AFC West rivals, the San Diego Chargers, 27-19 in the second meeting between the two teams in a 17-day span.

In his first career start, rookie running back Devontae Booker helped spark the Broncos' offense with 84 total yards and a touchdown.

The game marked Denver's first divisional win of the year and its second victory aided by a defensive score.

Denver opened the game with a 9-play, 65-yard drive, which culminated in a 28-yard field goal from kicker Brandon McManus, giving the Broncos an early 3-0 lead.

The Chargers responded on their first drive of the game with a touchdown to jump ahead 7-3. Quarterback Philip Rivers hit tight end Antonio Gates for a 7-yard touchdown pass, his first of two on the day.

With 9:22 remaining in the second quarter, the Broncos regained a lead they would not relinquish. Roby jumped a pass from Rivers, taking it 49 yards up the sideline for a pick-six, giving Denver a 10-7 lead.

Quarterback Trevor Siemian fumbled on a Chargers sack with under five minutes remaining in the first half, but San Diego could not capitalize as kicker Josh Lambo pushed a 45-yard field goal wide right.

On the Chargers' opening drive of the second half, safety Darian Stewart picked off a Rivers pass, returning it 25 yards to San Diego's 10-yard line.

Two plays later, Booker found the end zone from three yards out to extend the Denver lead to 17-7.

The Broncos' defense forced another turnover on the Chargers' next drive, as safety T.J. Ward put Denver in scoring position at San Diego's 7-yard line after a 23-yard interception return.

Two plays later, Booker fumbled the ball reaching across the goal line, leading to a 13-play, 98-yard drive from the Chargers resulting in a touchdown for the visitors. Denver outside linebacker Shaquil Barrett blocked the extra point to keep the score at 17-13.

Early in the fourth quarter, running back Juwan Thompson pushed into the end zone from one yard out to put the home team up 24-13.

San Diego's defense picked up a pick-six of its own after cornerback Casey Hayward took an interception 24 yards to the house. Rivers' two-point conversion to tight end Hunter Henry failed, as Denver maintained a 24-19 lead.

The Broncos tacked on a 22-yard field goal and punter Riley Dixon boomed a 68-yard punt from his own end zone late in the fourth to help seal Denver's victory.

## DENVER BRONCOS

|                            |                             |
|----------------------------|-----------------------------|
| <b>OFFENSE</b>             | <b>DEFENSE</b>              |
| <b>WR</b> 88 D. Thomas     | <b>DE</b> 95 D. Wolfe       |
| <b>LT</b> 73 R. Okung      | <b>NT</b> 92 S. Williams    |
| <b>LG</b> 76 M. Garcia     | <b>DE</b> 93 J. Crick       |
| <b>C</b> 61 M. Paradis     | <b>SLB</b> 58 V. Miller     |
| <b>RG</b> 79 M. Schofield  | <b>WLB</b> 56 S. Ray        |
| <b>RT</b> 71 D. Stephenson | <b>ILB</b> 52 C. Nelson     |
| <b>TE</b> 85 V. Green      | <b>ILB</b> 51 T. Davis      |
| <b>WR</b> 10 E. Sanders    | <b>LCB</b> 29 B. Roby       |
| <b>QB</b> 13 T. Siemian    | <b>RCB</b> 25 C. Harris Jr. |
| <b>RB</b> 23 D. Booker     | <b>SS</b> 43 T. Ward        |
| <b>FB</b> 32 A. Janovich   | <b>FS</b> 26 D. Stewart     |

**BRONCOS SUBSTITUTIONS:** KK 8 B.McManus, P 9 R.Dixon, WR 11 J.Norwood, WR 16 B.Fowler, S 31 J.Simmons, S 34 W.Parks, RB 35 K.Bibbs, CB 36 K.Webster, CB 37 L.Doss, RB 40 J.Thompson, LS 42 C.Kreiter, OLB 48 S.Barrett, ILB 50 Z.Anderson, C 53 J.Ferentz, OLB 57 D.Watson, OL 74 T.Sambrailo, TE 82 J.Heuerman, TE 86 J.Phillips, WR 87 J.Taylor, OLB 94 D.Ware, DE 97 B.Winn, NT 98 D.Kilgo, DE 99 A.Gotsis. **DID NOT PLAY:** QB 12 P.Lynch. **INACTIVE:** QB 4 A.Davis, WR 14 C.Latimer, CB 21 A.Talib, ILB 54 B.Marshall, G 60 C.McGovern, T 70 B.Turner, TE 83 A.Derby.

## SAN DIEGO CHARGERS

|                           |                           |
|---------------------------|---------------------------|
| <b>OFFENSE</b>            | <b>DEFENSE</b>            |
| <b>WR</b> 15 D. Inman     | <b>DE</b> 99 J. Bosa      |
| <b>LT</b> 77 K. Dunlap    | <b>NT</b> 92 B. Mebane    |
| <b>LG</b> 74 O. Franklin  | <b>DT</b> 94 C. Liuget    |
| <b>C</b> 68 M. Slauson    | <b>OLB</b> 54 M. Ingram   |
| <b>RG</b> 76 D. Fluker    | <b>ILB</b> 57 J. Brown    |
| <b>RT</b> 72 J. Barksdale | <b>ILB</b> 52 D. Perryman |
| <b>TE</b> 85 A. Gates     | <b>OLB</b> 51 K. Emanuel  |
| <b>TE</b> 86 H. Henry     | <b>LCB</b> 24 B. Flowers  |
| <b>QB</b> 17 P. Rivers    | <b>RCB</b> 26 C. Hayward  |
| <b>RB</b> 28 M. Gordon    | <b>SS</b> 31 A. Phillips  |
| <b>TE</b> 84 S. McGrath   | <b>FS</b> 20 D. Lowery    |

**CHARGERS SUBSTITUTIONS:** K 2 J.Lambo, P 8 D.Kaser, QB 10, Clemens, WR-KR 12 T.Benjamin, WR 16 Ty.Williams, S 23 D.McCoil, S 25 D.Stuckey, RB 27 K.Farrow, RB-KR 33 D.McCluster, FB 34 D.Watt, CB 41 S.Williams, CB 42 T.Williams, OLB 46 C.Landrum, LS 47 M.Windt, ILB 53 J.Perry, ILB 56 K.Toomer, OLB 58 To.Williams, DT 71 D.Square, C-G 73 S.Pulley, G-T 75 C.Hairston, WR 83 G.Whalen, DE 93 D.Philon, DT 95 T.Palepoi. **DID NOT PLAY:** WR 89 I. Burse. **INACTIVE:** CB 29 C.Mager, S 37 J.Addae, TE 45 A.Cleveland, C 62 M.Tuerk, T 78 T.Burwell, G-T 79 K.Wiggins, OLB 97 J.Attacochu.

### OFFICIALS:

**Referee** — Tony Corrente (99); **Umpire** — Dan Ferrell (64); **Head Linesman** — Patrick Turner (13); **Line Judge** — Tim Podraza (47); **Side Judge** — Rob Vernatchi (75); **Field Judge** — Buddy Horton (82); **Back Judge** — Todd Prukop (30); **Replay** — Russell Yurk

|                |                    | 1 | 2 | 3 | 4  | OT | TOTAL | FIELD GOALS (made ( ) & missed) |           |
|----------------|--------------------|---|---|---|----|----|-------|---------------------------------|-----------|
| <b>VISITOR</b> | San Diego Chargers | 7 | 0 | 6 | 6  | —  | 19    | J. Lambo                        | 45W/L     |
| <b>HOME</b>    | Denver Broncos     | 3 | 7 | 7 | 10 | —  | 27    | B. McManus                      | (28) (22) |

| Team     | Qtr | Clock Time | PLAY DESCRIPTION (Extra Point) (Drive Info)                       | SCORE   |      |
|----------|-----|------------|---|---------|------|
|          |     |            |   | Visitor | Home |
| BRONCOS  | 1   | 11:05      | B. McManus 28 yd. Field Goal (9-65, 3:55)                         | 0       | 3    |
| CHARGERS | 1   | 7:24       | A. Gates 7 yd. pass from P. Rivers (J. Lambo kick) (7-85, 3:41)   | 7       | 3    |
| BRONCOS  | 2   | 9:10       | B. Roby 49 yd. interception return (B. McManus kick) (2-10, 0:45) | 7       | 10   |
| BRONCOS  | 3   | 12:45      | D. Booker 3 yd. run (B. McManus kick) (2-10, 0:45)                | 7       | 17   |
| CHARGERS | 3   | 4:02       | T. Benjamin 14 yd. pass (kick blocked) (13-75, 6:30)              | 13      | 17   |
| BRONCOS  | 4   | 12:32      | J. Thompson 1 yd. run (B. McManus kick) (13-75, 6:30)             | 13      | 24   |
| CHARGERS | 4   | 8:02       | C. Hayward 24 yd. interception return (pass failed)               | 19      | 24   |
| BRONCOS  | 4   | 5:19       | B. McManus 22 yd. Field Goal (6-71, 2:43)                         | 19      | 27   |

### FINAL INDIVIDUAL STATISTICS

| San Diego Chargers        |           |            |             |             |            |              |                |              |              | Denver Broncos         |             |             |            |           |            |          |             |          |          |
|---------------------------|-----------|------------|-------------|-------------|------------|--------------|----------------|--------------|--------------|------------------------|-------------|-------------|------------|-----------|------------|----------|-------------|----------|----------|
| <b>RUSHING</b>            |           |            |             |             |            |              |                |              |              |                        |             |             |            |           |            |          |             |          |          |
| M. Gordon                 | ATT       | YDS        | AVG         | LG          | TD         | D. Booker    | ATT            | YDS          | AVG          | LG                     | TD          |             |            |           |            |          |             |          |          |
| K. Farrow                 | 23        | 111        | 4.8         | 20          | 0          | K. Bibbs     | 19             | 54           | 2.8          | 18                     | 1           |             |            |           |            |          |             |          |          |
|                           | 3         | 12         | 4.0         | 6           | 0          | J. Thompson  | 2              | 4            | 2.0          | 5                      | 0           |             |            |           |            |          |             |          |          |
|                           |           |            |             |             |            | T. Siemian   | 1              | 1            | 1.0          | 1                      | 1           |             |            |           |            |          |             |          |          |
|                           |           |            |             |             |            | T. Siemian   | 3              | -2           | -0.7         | 0                      | 0           |             |            |           |            |          |             |          |          |
| <b>TOTAL</b>              | <b>26</b> | <b>123</b> | <b>4.7</b>  | <b>20</b>   | <b>0</b>   | <b>TOTAL</b> | <b>25</b>      | <b>57</b>    | <b>2.3</b>   | <b>18</b>              | <b>2</b>    |             |            |           |            |          |             |          |          |
| <b>PASSING</b>            |           |            |             |             |            |              |                |              |              |                        |             |             |            |           |            |          |             |          |          |
| P. Rivers                 | ATT       | CMP        | YDS         | TKD/<br>YD  | TD         | LG           | IN             | Rtg.         | T. Siemian   | ATT                    | CMP         | YDS         | TKD/<br>YD | TD        | LG         | IN       | Rtg.        |          |          |
|                           | 47        | 20         | 267         | 4/21        | 2          | 53           | 3              | 48.8         |              | 38                     | 20          | 276         | 1/9        | 0         | 40         | 1        | 65.2        |          |          |
| <b>TOTAL</b>              | <b>47</b> | <b>20</b>  | <b>267</b>  | <b>4/21</b> | <b>2</b>   | <b>53</b>    | <b>3</b>       | <b>48.8</b>  | <b>TOTAL</b> | <b>38</b>              | <b>20</b>   | <b>276</b>  | <b>1/9</b> | <b>0</b>  | <b>40</b>  | <b>1</b> | <b>65.2</b> |          |          |
| <b>PASS RECEIVING</b>     |           |            |             |             |            |              |                |              |              | <b>PASS RECEIVING</b>  |             |             |            |           |            |          |             |          |          |
| D. Inman                  | NO        | YDS        | AVG         | LG          | TD         | D. Thomas    | NO             | YDS          | AVG          | LG                     | TD          |             |            |           |            |          |             |          |          |
| M. Gordon                 | 4         | 72         | 18.0        | 37          | 0          | D. Booker    | 5              | 79           | 15.8         | 40                     | 0           |             |            |           |            |          |             |          |          |
| A. Gates                  | 4         | 44         | 11.0        | 30          | 0          | E. Sanders   | 5              | 30           | 6.0          | 12                     | 0           |             |            |           |            |          |             |          |          |
| T. Benjamin               | 4         | 33         | 8.3         | 12          | 1          | V. Green     | 4              | 68           | 17.0         | 37                     | 0           |             |            |           |            |          |             |          |          |
| H. Henry                  | 3         | 44         | 14.7        | 18          | 1          | J. Taylor    | 4              | 55           | 13.8         | 31                     | 0           |             |            |           |            |          |             |          |          |
| D. Watt                   | 2         | 14         | 7.0         | 7           | 0          | J. Norwood   | 1              | 35           | 35.0         | 35                     | 0           |             |            |           |            |          |             |          |          |
| Ty. Williams              | 1         | 53         | 53.0        | 53          | 0          |              | 1              | 9            | 9.0          | 9                      | 0           |             |            |           |            |          |             |          |          |
| D. McCluster              | 1         | 4          | 4.0         | 4           | 0          |              |                |              |              |                        |             |             |            |           |            |          |             |          |          |
|                           | 1         | 3          | 3.0         | 3           | 0          |              |                |              |              |                        |             |             |            |           |            |          |             |          |          |
| <b>TOTAL</b>              | <b>20</b> | <b>267</b> | <b>13.4</b> | <b>53</b>   | <b>2</b>   | <b>TOTAL</b> | <b>20</b>      | <b>276</b>   | <b>13.8</b>  | <b>40</b>              | <b>0</b>    |             |            |           |            |          |             |          |          |
| <b>INTERCEPTIONS</b>      |           |            |             |             |            |              |                |              |              | <b>INTERCEPTIONS</b>   |             |             |            |           |            |          |             |          |          |
| C. Hayward                | NO        | YDS        | AVG         | LG          | TD         | B. Roby      | NO             | YDS          | AVG          | LG                     | TD          |             |            |           |            |          |             |          |          |
|                           | 1         | 24         | 24.0        | 24          | 1          | D. Stewart   | 1              | 49           | 49.0         | 49                     | 1           |             |            |           |            |          |             |          |          |
|                           |           |            |             |             |            | T. Ward      | 1              | 25           | 25.0         | 25                     | 0           |             |            |           |            |          |             |          |          |
|                           |           |            |             |             |            |              | 1              | 23           | 23.0         | 23                     | 0           |             |            |           |            |          |             |          |          |
| <b>TOTAL</b>              | <b>1</b>  | <b>24</b>  | <b>24.0</b> | <b>24</b>   | <b>1</b>   | <b>TOTAL</b> | <b>3</b>       | <b>97</b>    | <b>32.3</b>  | <b>49</b>              | <b>1</b>    |             |            |           |            |          |             |          |          |
| <b>PUNTING</b>            |           |            |             |             |            |              |                |              |              | <b>PUNTING</b>         |             |             |            |           |            |          |             |          |          |
| D. Kaser                  | NO        | YDS        | AVG         | NET         | TB         | IN20         | LG             | R. Dixon     | NO           | YDS                    | AVG         | NET         | TB         | IN20      | LG         |          |             |          |          |
|                           | 5         | 285        | 57.0        | 46.0        | 2          | 2            | 62             |              | 5            | 253                    | 50.6        | 47.8        | 0          | 0         | 68         |          |             |          |          |
| <b>TOTAL</b>              | <b>5</b>  | <b>285</b> | <b>57.0</b> | <b>46.0</b> | <b>2</b>   | <b>2</b>     | <b>62</b>      | <b>TOTAL</b> | <b>5</b>     | <b>253</b>             | <b>50.6</b> | <b>47.8</b> | <b>0</b>   | <b>0</b>  | <b>68</b>  |          |             |          |          |
| <b>PUNT RETURNS</b>       |           |            |             |             |            |              |                |              |              | <b>PUNT RETURNS</b>    |             |             |            |           |            |          |             |          |          |
| D. McCluster              | NO        | YDS        | AVG         | FC          | LG         | TD           | J. Norwood     | NO           | YDS          | AVG                    | FC          | LG          | TD         |           |            |          |             |          |          |
|                           | 3         | 14         | 4.7         | 2           | 6          | 0            | [DOWNED]       | 2            | 15           | 7.5                    | 0           | 10          | 0          |           |            |          |             |          |          |
|                           |           |            |             |             |            |              | [TOUCHBACK]    | 1            | 0            | 0.0                    | 0           | —           | 0          |           |            |          |             |          |          |
|                           |           |            |             |             |            |              |                | 2            | 0            | 0.0                    | 0           | —           | 0          |           |            |          |             |          |          |
| <b>RETURNS</b>            | <b>3</b>  | <b>14</b>  | <b>4.7</b>  | <b>2</b>    | <b>6</b>   | <b>0</b>     | <b>TOTAL</b>   | <b>2</b>     | <b>15</b>    | <b>7.5</b>             | <b>0</b>    | <b>10</b>   | <b>0</b>   |           |            |          |             |          |          |
| <b>KICKOFF RETURNS</b>    |           |            |             |             |            |              |                |              |              | <b>KICKOFF RETURNS</b> |             |             |            |           |            |          |             |          |          |
| G. Whalen                 | NO        | YDS        | AVG         | FC          | LG         | TD           | [TOUCHBACK]    | NO           | YDS          | AVG                    | FC          | LG          | TD         |           |            |          |             |          |          |
| D. McCluster              | 1         | 25         | 25.0        | 0           | 25         | 0            |                | 4            | 0            | 0.0                    | 0           | —           | 0          |           |            |          |             |          |          |
| [TOUCHBACK]               | 1         | 17         | 17.0        | 0           | 17         | 0            |                |              |              |                        |             |             |            |           |            |          |             |          |          |
| [TOUCHBACK]               | 4         | 0          | 0.0         | 0           | —          | 0            |                |              |              |                        |             |             |            |           |            |          |             |          |          |
| <b>RETURNS</b>            | <b>2</b>  | <b>42</b>  | <b>21.0</b> | <b>0</b>    | <b>25</b>  | <b>0</b>     | <b>RETURNS</b> | <b>0</b>     | <b>0</b>     | <b>0.0</b>             | <b>0</b>    | <b>—</b>    | <b>0</b>   |           |            |          |             |          |          |
| <b>San Diego Chargers</b> |           |            |             |             |            |              |                |              |              | <b>Denver Broncos</b>  |             |             |            |           |            |          |             |          |          |
| <b>FUMBLES</b>            |           |            |             |             | <b>Own</b> |              |                |              |              | <b>Opp.</b>            |             |             |            |           | <b>Out</b> |          |             |          |          |
| Fum                       | Lost      | Rec.       | Yds         | TD          | FF         | Rec.         | Yds            | TD           | Bnds         | Fum                    | Lost        | Rec.        | Yds        | TD        | FF         | Rec.     | Yds         | TD       | Bnds     |
| J. Bosa                   | 0         | 0          | 0           | 0           | 1          | 0            | 0              | 0            | 0            | T. Siemian             | 2           | 1           | 0          | -1        | 0          | 0        | 0           | 0        | 0        |
| S. McGrath                | 0         | 0          | 0           | 0           | 1          | 0            | 0              | 0            | 0            | D. Booker              | 1           | 1           | 0          | 0         | 0          | 0        | 0           | 0        | 0        |
| K. Toomer                 | 0         | 0          | 0           | 0           | 1          | 0            | 0              | 0            | 0            | J. Norwood             | 1           | 0           | 0          | 0         | 0          | 0        | 0           | 0        | 0        |
| J. Brown                  | 0         | 0          | 0           | 0           | 0          | 1            | 0              | 0            | 0            | K. Bibbs               | 0           | 0           | 1          | 0         | 0          | 0        | 0           | 0        | 0        |
| T. Palepoi                | 0         | 0          | 0           | 0           | 0          | 1            | 0              | 0            | 0            | J. Taylor              | 0           | 0           | 1          | 0         | 0          | 0        | 0           | 0        | 0        |
| <b>TOTAL</b>              | <b>0</b>  | <b>0</b>   | <b>0</b>    | <b>0</b>    | <b>3</b>   | <b>2</b>     | <b>0</b>       | <b>0</b>     | <b>0</b>     | <b>TOTAL</b>           | <b>4</b>    | <b>2</b>    | <b>2</b>   | <b>-1</b> | <b>0</b>   | <b>0</b> | <b>0</b>    | <b>0</b> | <b>0</b> |

### FINAL TEAM STATISTICS

| CHARGERS  |  |  |  |  |          |  |  |  |  | BRONCOS                  |  |  |  |  |  |  |  |  |  |         |  |  |  |  |         |  |  |  |  |
|---|--|--|--|--|----------|--|--|--|--|--------------------------|--|--|--|--|--|--|--|--|--|---------|--|--|--|--|---------|--|--|--|--|
| <b>TOTAL FIRST DOWNS</b>                          |  |  |  |  |          |  |  |  |  | <b>TOTAL FIRST DOWNS</b> |  |  |  |  |  |  |  |  |  |         |  |  |  |  |         |  |  |  |  |
| By Rushing  |  |  |  |  | 5        |  |  |  |  | 21                       |  |  |  |  | 15   |  |  |  |  |         |  |  |  |  |         |  |  |  |  |
| By Passing  |  |  |  |  | 14       |  |  |  |  | 14                       |  |  |  |  | 10   |  |  |  |  |         |  |  |  |  |         |  |  |  |  |
| By Penalty  |  |  |  |  | 2        |  |  |  |  | 2                        |  |  |  |  | 0  |  |  |  |  |         |  |  |  |  |         |  |  |  |  |
| <b>THIRD DOWN EFFICIENCY</b>                      |  |  |  |  | 7-17-41% |  |  |  |  | 5-15-33%                 |  |  |  |  | FGs - PATs Had Blocked                               |  |  |  |  | 0-1     |  |  |  |  | 0-0     |  |  |  |  |
| <b>FOURTH DOWN EFFICIENCY</b>                     |  |  |  |  | 0-2-0%   |  |  |  |  | 0-1-0%                   |  |  |  |  | Net Punting Average                                  |  |  |  |  | 46.0    |  |  |  |  | 47.8    |  |  |  |  |
| <b>TOTAL NET YARDS</b>                            |  |  |  |  | 369      |  |  |  |  | 324                      |  |  |  |  | <b>TOTAL RETURN YARDAGE (Not Including Kickoffs)</b> |  |  |  |  | 38      |  |  |  |  | 112     |  |  |  |  |
| Total Offensive Plays (inc. times thrown passing) |  |  |  |  | 77       |  |  |  |  | 64                       |  |  |  |  | No. and Yards Punt Returns                           |  |  |  |  | 3-14    |  |  |  |  | 2-15    |  |  |  |  |
| Average gain per offensive play                   |  |  |  |  | 4.8      |  |  |  |  | 5.1                      |  |  |  |  | No. and Yards Kickoff Returns                        |  |  |  |  | 2-42    |  |  |  |  | 0-0     |  |  |  |  |
| <b>NET YARDS RUSHING</b>                          |  |  |  |  | 123      |  |  |  |  | 57                       |  |  |  |  | PENALTIES Number and Yards                           |  |  |  |  | 8-52    |  |  |  |  | 6-45    |  |  |  |  |
| Total Rushing Plays                               |  |  |  |  | 26       |  |  |  |  | 25                       |  |  |  |  | FUMBLES Number and Lost                              |  |  |  |  | 0-0     |  |  |  |  | 4-2     |  |  |  |  |
| Average gain per rushing play                     |  |  |  |  | 4.7      |  |  |  |  | 2.3                      |  |  |  |  | TOUCHDOWNS   |  |  |  |  | 3       |  |  |  |  | 3       |  |  |  |  |
| Tackles for a loss-number and yards               |  |  |  |  | 1-1      |  |  |  |  | 5-9                      |  |  |  |  | Rushing  |  |  |  |  | 0       |  |  |  |  | 2       |  |  |  |  |
| <b>NET YARDS PASSING</b>                          |  |  |  |  | 246      |  |  |  |  | 267                      |  |  |  |  | Passing  |  |  |  |  | 2       |  |  |  |  | 0       |  |  |  |  |
| Times thrown - yards lost attempting to pass      |  |  |  |  | 4-21     |  |  |  |  | 1-9                      |  |  |  |  | Interceptions  |  |  |  |  | 1       |  |  |  |  | 1       |  |  |  |  |
| Gross yards passing                               |  |  |  |  | 267      |  |  |  |  | 276                      |  |  |  |  | EXTRA POINTS Made-Attempts                           |  |  |  |  | 1-3     |  |  |  |  | 3-3     |  |  |  |  |
| <b>PASS ATTEMPTS-COMPLETIONS-HAD INTERCEPTED</b>  |  |  |  |  | 47-20-3  |  |  |  |  | 38-20-1                  |  |  |  |  | Kicking Made-Attempts                                |  |  |  |  | 1-2     |  |  |  |  | 3-3     |  |  |  |  |
| Avg gain per pass play (inc. # thrown passing)    |  |  |  |  | 4.8      |  |  |  |  | 6.8                      |  |  |  |  | Passing Made-Attempts                                |  |  |  |  | 0-1     |  |  |  |  | 0-0     |  |  |  |  |
| <b>KICKOFFS Number-In End Zone-Touchbacks</b>     |  |  |  |  | 4-4-4    |  |  |  |  | 6-5-4                    |  |  |  |  | FIELD GOALS Made-Attempts                            |  |  |  |  | 0-1     |  |  |  |  | 2-2     |  |  |  |  |
| <b>PUNTS Number and Average</b>                   |  |  |  |  | 5-57.0   |  |  |  |  | 5-50.6                   |  |  |  |  | RED ZONE EFFICIENCY                                  |  |  |  |  | 2-3-67% |  |  |  |  | 2-6-33% |  |  |  |  |
| Had Blocked                                       |  |  |  |  | 0        |  |  |  |  | 0                        |  |  |  |  | GOAL TO GO EFFICIENCY                                |  |  |  |  | 1-2-50% |  |  |  |  | 2-4-50% |  |  |  |  |
|   |  |  |  |  |          |  |  |  |  |                          |  |  |  |  | SAFETIES   |  |  |  |  | 0       |  |  |  |  | 0       |  |  |  |  |
|   |  |  |  |  |          |  |  |  |  |                          |  |  |  |  | FINAL SCORE  |  |  |  |  | 19      |  |  |  |  | 27      |  |  |  |  |
|   |  |  |  |  |          |  |  |  |  |                          |  |  |  |  | TIME OF POSSESSION                                   |  |  |  |  | 33:08   |  |  |  |  | 26:52   |  |  |  |  |

### BRONCOS DEFENSIVE STATISTICS

| <i>(Press Box Totals)</i> |    |   |    |       |       |    |    |    |                    |           |           |           |             |             |           |          |          |
|---------------------------|----|---|----|-------|-------|----|----|----|--------------------|-----------|-----------|-----------|-------------|-------------|-----------|----------|----------|
| PLAYER                    | UT | A | TT | S-YDS | I-YDS | PD | FF | FR | PLAYER             | UT        | A         | TT        | S-YDS       | I-YDS       | PD        | FF       | FR       |
| T. Ward                   | 7  | 3 | 10 | 1-8   | 1-23  | 1  | 0  | 0  | S. Williams        | 1         | 1         | 2         | 0-0         | 0-0         | 0         | 0        | 0        |
| T. Davis                  | 3  | 5 | 8  | 0-0   | 0-0   | 1  | 0  | 0  | S. Ray             | 0         | 2         | 2         | 0-0         | 0-0         | 0         | 0        | 0        |
| B. Roby                   | 4  | 3 | 7  | 0-0   | 1-49  | 2  | 0  | 0  | J. Simmons         | 1         | 0         | 1         | 1-9         | 0-0         | 0         | 0        | 0        |
| C. Harris Jr.             | 5  | 1 | 6  | 0-0   | 0-0   | 1  | 0  | 0  | L. Doss            | 1         | 0         | 1         | 0-0         | 0-0         | 2         | 0        | 0        |
| C. Nelson                 | 1  | 4 | 5  | 0-0   | 0-0   | 1  | 0  | 0  | W. Parks           | 1         | 0         | 1         | 0-0         | 0-0         | 0         | 0        | 0        |
| V. Miller                 | 2  | 2 | 4  | 1-1   | 0-0   | 0  | 0  | 0  | K. Webster         | 1         | 0         | 1         | 0-0         | 0-0         | 0         | 0        | 0        |
| B. Winn                   | 2  | 2 | 4  | 0-0   | 0-0   | 0  | 0  | 0  | A. Gotsis          | 0         | 1         | 1         | 0-0         | 0-0         | 0         | 0        | 0        |
| D. Stewart                | 3  | 0 | 3  | 0-0   | 1-25  | 1  | 0  | 0  | S. Barrett         | 0         | 1         | 1         | 0-0         | 0-0         | 0         | 0        | 0        |
| D. Wolfe                  | 1  | 2 | 3  | 0-0   | 0-0   | 1  | 0  | 0  | D. Ware            | 0         | 0         | 0         | 0-0         | 0-0         | 1         | 0        | 0        |
| J. Crick                  | 1  | 1 | 2  | 1-3   | 0-0   | 2  | 0  | 0  | <b>TEAM TOTALS</b> | <b>34</b> | <b>28</b> | <b>62</b> | <b>4-21</b> | <b>3-97</b> | <b>13</b> | <b>0</b> | <b>0</b> |



# Oakland 30, Denver 20

Sunday, Nov. 6, 2016 • 5:30 p.m. PST • Oakland-Alameda County Coliseum • Oakland, Calif.

WEATHER: Partly Cloudy, 65°, Wind W 6 mph • TIME: 3:18 • ATTENDANCE: 54, 957

The Denver Broncos lost their first game in Oakland in six years by a score of 30-20 in a battle of 6-2 teams at the midway point of the season.

The Raiders rushed for 218 yards and three touchdowns while bottling up Denver's running game, which accumulated just 33 yards on 12 attempts.

Broncos running back Kapri Bibbs accumulated 159 all-purpose yards (11 rushing, 69 receiving and 79 kickoff return yards) and a touchdown during the game, but Denver otherwise struggled to move the ball or develop an offensive rhythm all game.

The Raiders were aggressive early, out-gaining the Broncos 137-9 in the first quarter and opening a 6-0 lead. Oakland kicker Sebastian Janikowski hit field goals from 24 yards and 29 yards, respectively, on consecutive drives to give the home team the lead.

Three plays into the second quarter, the Raiders padded their advantage as running back Latavius Murray capped a 9-play, 57-yard drive with a 1-yard touchdown run—his first of three on the day.

Facing a 13-0 deficit, Denver responded with a scoring drive of its own. Broncos quarterback Trevor Siemian hit wide receiver Jordan Norwood for a 36-yard pass to cut Oakland's lead to 13-7.

With less than two minutes remaining in the first half, Murray found the end zone again from one yard out to put the Raiders up 20-7.

Denver then marched down the field and hit a 55-yard field goal from kicker Brandon McManus as time expired in the half to take a 20-10 deficit into halftime.

After a scoreless third quarter, McManus split the uprights from 44 yards out making it a one-possession game at 20-13. The 11-play, 73-yard drive was highlighted by a huge third down conversion from Siemian to wide receiver Emmanuel Sanders for 18 yards and a 26-yard connection between Siemian and tight end Virgil Green.

Raiders quarterback Derek Carr engineered a 10-play, 58-yard drive to set up Janikowski for a 35-yard field goal and a 23-13 lead.

With the Broncos marching on their own 47-yard line, Oakland defensive end Khalil Mack forced the first turnover of the game as he strip-sacked Siemian, recovering the ball at Denver's 39-yard line.

With the aid of multiple defensive penalties, Carr and the Raiders capitalized off the fumble after Murray scampered up the middle from one yard out for his third score of the game. The touchdown put Oakland up 30-13 with six minutes left in the game.

Siemian and the Broncos' offense refused to go down quietly as less than a minute after Murray's latest score, Bibbs took a short pass from Siemian 69-yards for a touchdown, pulling Denver back within 10, 30-20.

The Broncos' comeback attempt was cut short when Siemian's fourth-down pass was intercepted by safety Reggie Nelson just before the two-minute warning.

### OFFICIALS:

**Referee** — Clete Blakeman (34); **Umpire** — Ramon George (128); **Head Linesman** — Hugo Cruz (94); **Line Judge** — Jeff Seeman (45); **Side Judge** — Joe Larrew (73); **Field Judge** — Adrian Hill (29); **Back Judge** — Steve Patrick (17); **Replay** — Richard Reels

### DENVER BRONCOS

| OFFENSE |               | DEFENSE |               |
|---------|---------------|---------|---------------|
| WR 88   | D. Thomas     | DE 95   | D. Wolfe      |
| LT 73   | R. Okung      | NT 92   | S. Williams   |
| LG 76   | M. Garcia     | DE 93   | J. Crick      |
| C 61    | M. Paradis    | SLB 58  | V. Miller     |
| RG 79   | M. Schofield  | WLB 56  | S. Ray        |
| RT 71   | D. Stephenson | ILB 54  | B. Marshall   |
| TE 85   | V. Green      | ILB 51  | T. Davis      |
| WR 10   | E. Sanders    | LCB 29  | B. Roby       |
| QB 13   | T. Siemian    | RCB 25  | C. Harris Jr. |
| RB 23   | D. Booker     | SS 43   | T. Ward       |
| TE 83   | A. Derby      | FS 26   | D. Stewart    |

**BRONCOS SUBSTITUTIONS:** K 8 B.McManus, P 9 R.Dixon, WR 11 J.Norwood, WR 16 B.Fowler, S 31 J.Simmons, FB 32 A.Janovich, S 34 W.Parks, RB 35 K.Bibbs, CB 37 L.Doss, DB 39 T.Nixon, RB 40 J.Thompson, LS 42 C.Kreiter, OLB 48 S.Barrett, ILB 50 Z.Anderson, ILB 52 C. Nelson, OLB 57 D.Watson, TE 82 J.Heuerman, WR 87 J.Taylor, OLB 94 D.Ware, DE 97 B.Winn, DE 99 A.Gotsis. **DID NOT PLAY:** QB 12 P.Lynch, C 53 J.Ferentz, OL 74 T.Sambrailo. **INACTIVE:** QB 4 A.Davis, WR 14 C.Latimer, CB 21 A.Talib, CB 36 K.Webster, G 60 C.McGovern, T 70 B.Turner, NT 98 D.Kilgo.

### OAKLAND RAIDERS

| OFFENSE |             | DEFENSE |            |
|---------|-------------|---------|------------|
| WR 15   | M. Crabtree | DE 95   | J. Ward    |
| LT 72   | D. Penn     | DT 96   | D. Autry   |
| LG 70   | K. Osemele  | DE 52   | K. Mack    |
| C 61    | R. Hudson   | SLB 51  | B. Irvin   |
| RG 66   | G. Jackson  | MLB 54  | P. Riley   |
| RT 77   | A. Howard   | WLB 53  | M. Smith   |
| TE 88   | C. Walford  | LCB 29  | D. Amerson |
| WR 89   | A. Cooper   | RCB 38  | T. Carrie  |
| QB 4    | D. Carr     | CB 25   | D. Hayden  |
| RB 28   | L. Murray   | FS 27   | R. Nelson  |
| T 79    | D. Kirkland | SS 42   | K. Joseph  |

**RAIDERS SUBSTITUTIONS:** P 7 M.King, WR 10 S.Roberts, K 11 S.Janikowski, WR 16 J.Holton, WR 18 A.Holmes, S 20 N.Allen, RB 22 T.Jones, RB 30 J.Richard, CB 32 A.Hamilton, RB 33 D.Washington, DB 39 K.McGill, S 41 B.Trawick, FB/RB 49 J.Olawale, LB 56 D.Bates, LB 57 C.James, LS 59 J.Condo, T 71 M.Watson, DT 75 D.Latham, G/C 76 J.Feliciano, DT 78 J.Ellis, TE 81 M.Rivera, DT 90 D.Williams, LB 91 S.Calhoun. **DID NOT PLAY:** QB 14 M.McGloin. **INACTIVE:** QB 8 C.Cook, CB 21 S.Smith, CB 23 D.McDonald, T 73 M.McCants, G 74 V.Alexander, TE 85 R.O'Malley, DT 92 S.McGee.

|                |                 | 1 | 2  | 3 | 4  | OT | TOTAL | FIELD GOALS (made ( ) & missed)   |
|----------------|-----------------|---|----|---|----|----|-------|-----------------------------------|
| <b>VISITOR</b> | Denver Broncos  | 0 | 10 | 0 | 10 | —  | 20    | B. McManus (55) (44)              |
| <b>HOME</b>    | Oakland Raiders | 6 | 14 | 0 | 10 | —  | 30    | S. Janikowski (24) (29) 48WR (35) |

| Team    | Qtr | Clock Time | PLAY DESCRIPTION (Extra Point) (Drive Info)                           | SCORE   |      |
|---------|-----|------------|---|---------|------|
|         |     |            |   | Visitor | Home |
| RAIDERS | 1   | 10:21      | S. Janikowski 24 yd. Field Goal (8-47, 4:12)                          | 0       | 3    |
| RAIDERS | 1   | 4:52       | S. Janikowski 29 yd. Field Goal (9-47, 4:27)                          | 0       | 6    |
| RAIDERS | 2   | 14:07      | L. Murray 1 yd. run (S. Janikowski kick) (9-57, 4:28)                 | 0       | 13   |
| BRONCOS | 2   | 8:22       | J. Norwood 36 yd. pass from T. Siemian (B. McManus kick) (7-84, 3:31) | 7       | 13   |
| RAIDERS | 2   | 1:25       | L. Murray 1 yd. run (S. Janikowski kick) (6-75, 1:39)                 | 7       | 20   |
| BRONCOS | 2   | 0:00       | B. McManus 55 yd. Field Goal (7-43, 1:25)                             | 10      | 20   |
| BRONCOS | 4   | 14:56      | B. McManus 44 yd. Field Goal (11-73, 4:38)                            | 13      | 20   |
| RAIDERS | 4   | 8:19       | S. Janikowski 35 yd. Field Goal (10-58, 6:37)                         | 13      | 23   |
| RAIDERS | 4   | 6:09       | L. Murray 1 yd. run (S. Janikowski kick) (4-39, 1:04)                 | 13      | 30   |
| BRONCOS | 4   | 5:18       | K. Bibbs 69 yd. pass from T. Siemian (B. McManus kick) (2-75, 0:51)   | 20      | 30   |

### FINAL INDIVIDUAL STATISTICS

| FINAL INDIVIDUAL STATISTICS |            |             |             |                    |           |                       |                        |                |                |             |                |             |                    |             |            |           |             |          |          |          |
|-----------------------------|------------|-------------|-------------|--------------------|-----------|-----------------------|------------------------|----------------|----------------|-------------|----------------|-------------|--------------------|-------------|------------|-----------|-------------|----------|----------|----------|
| Denver Broncos              |            |             |             |                    |           | Oakland Raiders       |                        |                |                |             |                |             |                    |             |            |           |             |          |          |          |
| <b>RUSHING</b>              | <b>ATT</b> | <b>YDS</b>  | <b>AVG</b>  | <b>LG</b>          | <b>TD</b> | <b>RUSHING</b>        | <b>ATT</b>             | <b>YDS</b>     | <b>AVG</b>     | <b>LG</b>   | <b>TD</b>      |             |                    |             |            |           |             |          |          |          |
| D. Booker                   | 10         | 22          | 2.2         | 5                  | 0         | L. Murray             | 20                     | 114            | 5.7            | 42          | 3              |             |                    |             |            |           |             |          |          |          |
| K. Bibbs                    | 2          | 11          | 5.5         | 10                 | 0         | J. Richard            | 8                      | 62             | 7.8            | 28          | 0              |             |                    |             |            |           |             |          |          |          |
|                             |            |             |             |                    |           | D. Washington         | 10                     | 35             | 3.5            | 8           | 0              |             |                    |             |            |           |             |          |          |          |
|                             |            |             |             |                    |           | J. Olawale            | 1                      | 4              | 4.0            | 4           | 0              |             |                    |             |            |           |             |          |          |          |
|                             |            |             |             |                    |           | D. Carr               | 4                      | 3              | 0.8            | 6           | 0              |             |                    |             |            |           |             |          |          |          |
| <b>TOTAL</b>                | <b>12</b>  | <b>33</b>   | <b>2.8</b>  | <b>10</b>          | <b>0</b>  | <b>TOTAL</b>          | <b>43</b>              | <b>218</b>     | <b>5.1</b>     | <b>42</b>   | <b>3</b>       |             |                    |             |            |           |             |          |          |          |
| <b>PASSING</b>              | <b>ATT</b> | <b>CMP</b>  | <b>YDS</b>  | <b>TKD/<br/>YD</b> | <b>TD</b> | <b>LG</b>             | <b>IN</b>              | <b>Rtg.</b>    | <b>PASSING</b> | <b>ATT</b>  | <b>CMP</b>     | <b>YDS</b>  | <b>TKD/<br/>YD</b> | <b>TD</b>   | <b>LG</b>  | <b>IN</b> | <b>Rtg.</b> |          |          |          |
| T. Siemian                  | 37         | 18          | 283         | 2/17               | 2         | 69                    | 1                      | 81.2           | D. Carr        | 31          | 20             | 184         | 2/5                | 0           | 21         | 0         | 80.6        |          |          |          |
| <b>TOTAL</b>                | <b>37</b>  | <b>18</b>   | <b>283</b>  | <b>2/17</b>        | <b>2</b>  | <b>69</b>             | <b>1</b>               | <b>81.2</b>    | <b>TOTAL</b>   | <b>31</b>   | <b>20</b>      | <b>184</b>  | <b>2/5</b>         | <b>0</b>    | <b>21</b>  | <b>0</b>  | <b>80.6</b> |          |          |          |
| <b>PASS RECEIVING</b>       | <b>NO</b>  | <b>YDS</b>  | <b>AVG</b>  | <b>LG</b>          | <b>TD</b> | <b>PASS RECEIVING</b> | <b>NO</b>              | <b>YDS</b>     | <b>AVG</b>     | <b>LG</b>   | <b>TD</b>      |             |                    |             |            |           |             |          |          |          |
| D. Thomas                   | 5          | 56          | 11.2        | 23                 | 0         | A. Cooper             | 6                      | 56             | 9.3            | 21          | 0              |             |                    |             |            |           |             |          |          |          |
| E. Sanders                  | 5          | 47          | 9.4         | 18                 | 0         | S. Roberts            | 3                      | 32             | 10.7           | 21          | 0              |             |                    |             |            |           |             |          |          |          |
| J. Norwood                  | 2          | 56          | 28.0        | 36                 | 1         | M. Crabtree           | 2                      | 27             | 13.5           | 14          | 0              |             |                    |             |            |           |             |          |          |          |
| V. Green                    | 2          | 37          | 18.5        | 26                 | 0         | A. Holmes             | 2                      | 27             | 13.5           | 16          | 0              |             |                    |             |            |           |             |          |          |          |
| K. Bibbs                    | 1          | 69          | 69.0        | 69                 | 1         | C. Walford            | 2                      | 13             | 6.5            | 15          | 0              |             |                    |             |            |           |             |          |          |          |
| D. Booker                   | 1          | 8           | 8.0         | 8                  | 0         | J. Richard            | 2                      | 10             | 5.0            | 11          | 0              |             |                    |             |            |           |             |          |          |          |
| J. Taylor                   | 1          | 6           | 6.0         | 6                  | 0         | L. Murray             | 1                      | 13             | 13.0           | 13          | 0              |             |                    |             |            |           |             |          |          |          |
| B. Fowler                   | 1          | 4           | 4.0         | 4                  | 0         | M. Rivera             | 1                      | 6              | 6.0            | 6           | 0              |             |                    |             |            |           |             |          |          |          |
|                             |            |             |             |                    |           | D. Washington         | 1                      | 0              | 0.0            | 0           | 0              |             |                    |             |            |           |             |          |          |          |
| <b>TOTAL</b>                | <b>18</b>  | <b>283</b>  | <b>15.7</b> | <b>69</b>          | <b>2</b>  | <b>TOTAL</b>          | <b>20</b>              | <b>184</b>     | <b>9.2</b>     | <b>21</b>   | <b>0</b>       |             |                    |             |            |           |             |          |          |          |
| <b>INTERCEPTIONS</b>        | <b>NO</b>  | <b>YDS</b>  | <b>AVG</b>  | <b>LG</b>          | <b>TD</b> | <b>INTERCEPTIONS</b>  | <b>NO</b>              | <b>YDS</b>     | <b>AVG</b>     | <b>LG</b>   | <b>TD</b>      |             |                    |             |            |           |             |          |          |          |
|                             | 0          | 0           | 0.0         | —                  | 0         | R. Nelson             | 1                      | 7              | 7.0            | 7           | 0              |             |                    |             |            |           |             |          |          |          |
| <b>TOTAL</b>                | <b>0</b>   | <b>0</b>    | <b>0.0</b>  | <b>—</b>           | <b>0</b>  | <b>TOTAL</b>          | <b>1</b>               | <b>7</b>       | <b>7.0</b>     | <b>7</b>    | <b>0</b>       |             |                    |             |            |           |             |          |          |          |
| <b>PUNTING</b>              | <b>NO</b>  | <b>YDS</b>  | <b>AVG</b>  | <b>NET</b>         | <b>TB</b> | <b>IN20</b>           | <b>LG</b>              | <b>PUNTING</b> | <b>NO</b>      | <b>YDS</b>  | <b>AVG</b>     | <b>NET</b>  | <b>TB</b>          | <b>IN20</b> | <b>LG</b>  |           |             |          |          |          |
| R. Dixon                    | 6          | 267         | 44.5        | 39.2               | 0         | 0                     | 59                     | M. King        | 4              | 169         | 42.3           | 39.3        | 0                  | 2           | 51         |           |             |          |          |          |
| <b>TOTAL</b>                | <b>6</b>   | <b>267</b>  | <b>44.5</b> | <b>39.2</b>        | <b>0</b>  | <b>0</b>              | <b>59</b>              | <b>TOTAL</b>   | <b>4</b>       | <b>169</b>  | <b>42.3</b>    | <b>39.3</b> | <b>0</b>           | <b>2</b>    | <b>51</b>  |           |             |          |          |          |
| <b>PUNT RETURNS</b>         | <b>NO</b>  | <b>YDS</b>  | <b>AVG</b>  | <b>FC</b>          | <b>LG</b> | <b>TD</b>             | <b>PUNT RETURNS</b>    | <b>NO</b>      | <b>YDS</b>     | <b>AVG</b>  | <b>FC</b>      | <b>LG</b>   | <b>TD</b>          |             |            |           |             |          |          |          |
| J. Norwood                  | 1          | 12          | 12.0        | 1                  | 12        | 0                     | J. Richard             | 4              | 26             | 6.5         | 1              | 11          | 0                  |             |            |           |             |          |          |          |
| [DOWNED]                    | 2          | 0           | 0.0         | 0                  | —         | 0                     | T. Carrie              | 1              | 6              | 6.0         | 0              | 6           | 0                  |             |            |           |             |          |          |          |
| <b>RETURNS</b>              | <b>1</b>   | <b>12</b>   | <b>12.0</b> | <b>1</b>           | <b>12</b> | <b>0</b>              | <b>TOTAL</b>           | <b>5</b>       | <b>32</b>      | <b>6.4</b>  | <b>1</b>       | <b>11</b>   | <b>0</b>           |             |            |           |             |          |          |          |
| <b>KICKOFF RETURNS</b>      | <b>NO</b>  | <b>YDS</b>  | <b>AVG</b>  | <b>FC</b>          | <b>LG</b> | <b>TD</b>             | <b>KICKOFF RETURNS</b> | <b>NO</b>      | <b>YDS</b>     | <b>AVG</b>  | <b>FC</b>      | <b>LG</b>   | <b>TD</b>          |             |            |           |             |          |          |          |
| K. Bibbs                    | 4          | 79          | 19.8        | 0                  | 26        | 0                     | J. Richard             | 1              | 26             | 26.0        | 0              | 26          | 0                  |             |            |           |             |          |          |          |
| [TOUCHBACK]                 | 3          | 0           | 0.0         | 0                  | —         | 0                     | T. Jones               | 1              | 15             | 15.0        | 0              | 15          | 0                  |             |            |           |             |          |          |          |
|                             |            |             |             |                    |           |                       | [TOUCHBACK]            | 2              | 0              | 0.0         | 0              | —           | 0                  |             |            |           |             |          |          |          |
| <b>RETURNS</b>              | <b>4</b>   | <b>79</b>   | <b>19.8</b> | <b>0</b>           | <b>26</b> | <b>0</b>              | <b>RETURNS</b>         | <b>2</b>       | <b>41</b>      | <b>20.5</b> | <b>0</b>       | <b>26</b>   | <b>0</b>           |             |            |           |             |          |          |          |
| <b>Denver Broncos</b>       | <b>Own</b> |             |             |                    |           | <b>Opp.</b>           |                        |                |                |             | <b>Out</b>     |             |                    |             |            |           |             |          |          |          |
| <b>FUMBLES</b>              | <b>Fum</b> | <b>Lost</b> | <b>Rec.</b> | <b>Yds</b>         | <b>TD</b> | <b>FF</b>             | <b>Rec.</b>            | <b>Yds</b>     | <b>TD</b>      | <b>Bnds</b> | <b>FUMBLES</b> | <b>Fum</b>  | <b>Lost</b>        | <b>Rec.</b> | <b>Yds</b> | <b>TD</b> | <b>Bnds</b> |          |          |          |
| T. Siemian                  | 1          | 1           | 0           | 0                  | 0         | 0                     | 0                      | 0              | 0              | 0           | K. Mack        | 0           | 0                  | 0           | 0          | 0         | 1           | 0        | 0        | 0        |
| <b>TOTAL</b>                | <b>1</b>   | <b>1</b>    | <b>0</b>    | <b>0</b>           | <b>0</b>  | <b>0</b>              | <b>0</b>               | <b>0</b>       | <b>0</b>       | <b>0</b>    | <b>TOTAL</b>   | <b>0</b>    | <b>0</b>           | <b>0</b>    | <b>0</b>   | <b>0</b>  | <b>1</b>    | <b>1</b> | <b>0</b> | <b>0</b> |

### FINAL TEAM STATISTICS

| FINAL TEAM STATISTICS                             |  |  |  |  |  |          |  |  |  |  |  |          |
|---|--|--|--|--|--|----------|--|--|--|--|--|----------|
| BRONCOS   |  |  |  |  |  | RAIDERS  |  |  |  |  |  |          |
| TOTAL FIRST DOWNS                                 |  |  |  |  |  | 13       |  |  |  |  |  | 30       |
| By Rushing  |  |  |  |  |  | 1        |  |  |  |  |  | 11       |
| By Passing  |  |  |  |  |  | 9        |  |  |  |  |  | 12       |
| By Penalty  |  |  |  |  |  | 3        |  |  |  |  |  | 7        |
| THIRD DOWN EFFICIENCY                             |  |  |  |  |  | 3-11-27% |  |  |  |  |  | 5-14-36% |
| FOURTH DOWN EFFICIENCY                            |  |  |  |  |  | 0-1-0%   |  |  |  |  |  | 0-0-0%   |
| TOTAL NET YARDS                                   |  |  |  |  |  | 299      |  |  |  |  |  | 397      |
| Total Offensive Plays (inc. times thrown passing) |  |  |  |  |  | 51       |  |  |  |  |  | 76       |
| Average gain per offensive play                   |  |  |  |  |  | 5.9      |  |  |  |  |  | 5.2      |
| NET YARDS RUSHING                                 |  |  |  |  |  | 33       |  |  |  |  |  | 218      |
| Total Rushing Plays                               |  |  |  |  |  | 12       |  |  |  |  |  | 43       |
| Average gain per rushing play                     |  |  |  |  |  | 2.8      |  |  |  |  |  | 5.1      |
| Tackles for a loss-number and yards               |  |  |  |  |  | 1-2      |  |  |  |  |  | 1-3      |
| NET YARDS PASSING                                 |  |  |  |  |  | 266      |  |  |  |  |  | 179      |
| Times thrown - yards lost attempting to pass      |  |  |  |  |  | 2-17     |  |  |  |  |  | 2-5      |
| Gross yards passing                               |  |  |  |  |  | 283      |  |  |  |  |  | 184      |
| PASS ATTEMPTS-COMPLETIONS-HAD INTERCEPTED         |  |  |  |  |  | 37-18-1  |  |  |  |  |  | 31-20-0  |
| Avg gain per pass play (inc.# thrown passing)     |  |  |  |  |  | 6.8      |  |  |  |  |  | 5.4      |
| KICKOFFS Number-In End Zone-Touchbacks            |  |  |  |  |  | 4-2-2    |  |  |  |  |  | 7-6-3    |
| PUNTS Number and Average                          |  |  |  |  |  | 6-44.5   |  |  |  |  |  | 4-42.3   |
| Had Blocked                                       |  |  |  |  |  | 0        |  |  |  |  |  | 0        |
| FGs - PATs Had Blocked                            |  |  |  |  |  | 0-0      |  |  |  |  |  | 0-0      |
| Net Punting Average                               |  |  |  |  |  | 39.2     |  |  |  |  |  | 39.3     |
| TOTAL RETURN YARDAGE (Not Including Kickoffs)     |  |  |  |  |  | 12       |  |  |  |  |  | 39       |
| No. and Yards Punt Returns                        |  |  |  |  |  | 1-12     |  |  |  |  |  | 5-32     |
| No. and Yards Kickoff Returns                     |  |  |  |  |  | 4-79     |  |  |  |  |  | 2-41     |
| No. and Yards Interception Returns                |  |  |  |  |  | 0-0      |  |  |  |  |  | 1-7      |
| PENALTIES Number and Yards                        |  |  |  |  |  | 12-104   |  |  |  |  |  | 8-72     |
| FUMBLES Number and Lost                           |  |  |  |  |  | 1-1      |  |  |  |  |  | 0-0      |
| TOUCHDOWNS  |  |  |  |  |  | 2        |  |  |  |  |  | 3        |
| Rushing   |  |  |  |  |  | 0        |  |  |  |  |  | 3        |
| Passing   |  |  |  |  |  | 2        |  |  |  |  |  | 0        |
| EXTRA POINTS Made-Attempts                        |  |  |  |  |  | 2-2      |  |  |  |  |  | 3-3      |
| Kicking Made-Attempts                             |  |  |  |  |  | 2-2      |  |  |  |  |  | 3-3      |
| FIELD GOALS Made-Attempts                         |  |  |  |  |  | 2-2      |  |  |  |  |  | 3-4      |
| RED ZONE EFFICIENCY                               |  |  |  |  |  | 0-0-0%   |  |  |  |  |  | 3-6-50%  |
| GOAL TO GO EFFICIENCY                             |  |  |  |  |  | 0-0-0%   |  |  |  |  |  | 3-3-100% |
| SAFETIES  |  |  |  |  |  | 0        |  |  |  |  |  | 0        |
| FINAL SCORE                                       |  |  |  |  |  | 20       |  |  |  |  |  | 30       |
| TIME OF POSSESSION                                |  |  |  |  |  | 18:32    |  |  |  |  |  | 41:28    |

### BRONCOS DEFENSIVE STATISTICS

| BRONCOS DEFENSIVE STATISTICS |    |   |    |       |       |    |    |    |                    |           |           |           |            |            |          |          |          |
|------------------------------|----|---|----|-------|-------|----|----|----|--------------------|-----------|-----------|-----------|------------|------------|----------|----------|----------|
| (Press Box Totals)           |    |   |    |       |       |    |    |    |                    |           |           |           |            |            |          |          |          |
| PLAYER                       | UT | A | TT | S-YDS | I-YDS | PD | FF | FR | PLAYER             | UT        | A         | TT        | S-YDS      | I-YDS      | PD       | FF       | FR       |
| B. Roby                      | 8  | 1 | 9  | 1-0   | 0-0   | 0  | 0  | 0  | V. Miller          | 1         | 1         | 2         | 1-5        | 0-0        | 0        | 0        | 0        |
| T. Ward                      | 8  | 0 | 8  | 0-0   | 0-0   | 0  | 0  | 0  | D. Wolfe           | 1         | 1         | 2         | 0-0        | 0-0        | 0        | 0        | 0        |
| D. Stewart                   | 8  | 0 | 8  | 0-0   | 0-0   | 0  | 0  | 0  | W. Parks           | 1         | 1         | 2         | 0-0        | 0-0        | 0        | 0        | 0        |
| C. Harris Jr.                | 6  | 0 | 6  | 0-0   | 0-0   | 0  | 0  | 0  | T. Nixon           | 1         | 0         | 1         | 0-0        | 0-0        | 0        | 0        | 0        |
| C. Nelson                    | 4  | 2 | 6  | 0-0   | 0-0   | 0  | 0  | 0  | L. Doss            | 1         | 0         | 1         | 0-0        | 0-0        | 0        | 0        | 0        |
| S. Williams                  | 4  | 1 | 5  | 0-0   | 0-0   | 0  | 0  | 0  | D. Ware            | 1         | 0         | 1         | 0-0        | 0-0        | 0        | 0        | 0        |
| T. Davis                     | 4  | 0 | 4  | 0-0   | 0-0   | 0  | 0  | 0  | J. Crick           | 1         | 0         | 1         | 0-0        | 0-0        | 0        | 0        | 0        |
| S. Barrett                   | 3  | 1 | 4  | 0-0   | 0-0   | 0  | 0  | 0  | J. Simmons         | 0         | 1         | 1         | 0-0        | 0-0        | 0        | 0        | 0        |
| S. Ray                       | 2  | 2 | 4  | 0-0   | 0-0   | 0  | 0  | 0  | A. Gotsis          | 0         | 1         | 1         | 0-0        | 0-0        | 0        | 0        | 0        |
| B. Marshall                  | 2  | 0 | 2  | 0-0   | 0-0   | 1  | 0  | 0  | <b>TEAM TOTALS</b> | <b>56</b> | <b>12</b> | <b>68</b> | <b>2-5</b> | <b>0-0</b> | <b>1</b> | <b>0</b> | <b>0</b> |



 **10**  **10**  **Denver 25, New Orleans 25**

Sunday, Nov. 13, 2016 • 12:05 p.m. CST • Mercedes-Benz Superdome • New Orleans

WEATHER: Indoors • TIME: 3:05 • ATTENDANCE: 73,138

Denver Broncos blocked a potential game-winning extra point by the New Orleans Saints and returned it for a defensive two-point conversion with 1:22 remaining to secure a 25-23 road win in front of 73,138 fans in the Mercedes-Benz Superdome.

Denver's defense accounted for four takeaways during the contest, including two interceptions and a fumble recovery from safety Darian Stewart.

The Broncos jumped out to a 10-0 lead, scoring on two of their first three possessions while Stewart's two early interceptions kept the Saints off the scoreboard.

Denver quarterback Trevor Siemian hit Jordan Taylor for a 14-yard scoring pass for the first points of the game and the first touchdown of the wide receiver's career to make it 7-0.

A 50-yard field goal from kicker Brandon McManus put the visitors ahead 10 until late in the second quarter.

New Orleans' first points of the game came as a result of an interception thrown by Siemian to Saints cornerback Sterling Moore with less than 30 seconds remaining in the first half. Quarterback Drew Brees led the home team quickly down the field and kicker Wil Lutz knocked a 30-yard field goal through the uprights as time expired to cut Denver's lead to 10-3.

On their opening drive of the second half, the Saints knotted the game at 10 after a 7-play, 90-yard drive ended with a 3-yard touchdown connection from Brees to wide receiver Willie Snead.

With Denver marching down the field, New Orleans picked up its second takeaway of the day when a short pass from Siemian was picked off by Saints safety Kenny Vaccaro.

Four plays after the interception, Brees connected with Snead again for a 5-yard touchdown pass. The Saints' 17 unanswered points gave them their first lead of the day, 17-10.

Entering the final quarter, Denver's defense provided a spark when cornerback Bradley Roby forced a Michael Thomas fumble that was recovered by Stewart.

On the ensuing Broncos' possession, Siemian hit Demaryius Thomas for a 2-yard touchdown pass, tying the score at 17-17.

Two McManus field goals (28, 37) sandwiched around Denver's fourth takeaway of the game—a fumble recovered by safety T.J. Ward—gave Denver a six point lead with less than three minutes remaining.

With 1:22 left in the fourth quarter, Brees hit Brandin Cooks for a 32-yard score, tying the game at 23.

On the ensuing PAT, Broncos rookie safety Justin Simmons blocked the kick and fellow rookie Will Parks returned it down the sideline for the winning defensive two-point conversion.

The Broncos recovered a latch-ditch outside kick attempt by the Saints to secure their seventh win of the season.

**OFFICIALS:**

**Referee** — Bill Vinovich (52); **Umpire** — Bruce Stritesky (102); **Head Linesman** — Phil McKinley (110); **Line Judge** — Mark Perlman (9); **Side Judge** — Gary Cavaletto (60); **Field Judge** — Michael Banks (72); **Back Judge** — Greg Meyer (78); **Replay** — Darryll Lewis

**DENVER BRONCOS**

| OFFENSE |               | DEFENSE |               |
|---------|---------------|---------|---------------|
| WR 88   | D. Thomas     | DE 97   | B. Winn       |
| LT 73   | R. Okung      | NT 92   | S. Williams   |
| LG 76   | M. Garcia     | DE 93   | J. Crick      |
| C 61    | M. Paradis    | SLB 58  | V. Miller     |
| RG 79   | M. Schofield  | WLB 94  | D. Ware       |
| RT 71   | D. Stephenson | ILB 54  | B. Marshall   |
| TE 85   | V. Green      | ILB 51  | T. Davis      |
| WR 10   | E. Sanders    | LCB 29  | B. Roby       |
| QB 13   | T. Siemian    | RCB 25  | C. Harris Jr. |
| RB 23   | D. Booker     | SS 43   | T. Ward       |
| WR 11   | J. Norwood    | FS 26   | D. Stewart    |

**BRONCOS SUBSTITUTIONS:** K 8 B.McManus, P 9 R.Dixon, WR 14 C.Latimer, WR 16 B.Fowler, S 31 J.Simmons, FB 32 A.Janovich, S 34 W.Parks, RB 35 K.Bibbs, CB 36 K.Webster, CB 37 L.Doss, LS 42 C.Kreiter, OLB 48 S.Barrett, ILB 50 Z.Anderson, ILB 52 C.Nelson, OLB 56 S.Ray, OLB 57 D.Watson, OL 74 T.Sambrailo, TE 82 J.Heuerman, TE 83 A.Derby, WR 87 J.Taylor, NT 98 D.Kilgo, DE 99 A.Gotsis. **DID NOT PLAY:** QB 12 P.Lynch, C 53 J.Ferentz. **INACTIVE:** QB 4 A.Davis, CB 21 A.Talib, DB 39 T.Nixon, RB 40 J.Thompson, G 60 C.McGovern, T 70 B.Turner, DE 95 D.Wolfe.

**NEW ORLEANS SAINTS**

| OFFENSE |             | DEFENSE |              |
|---------|-------------|---------|--------------|
| WR 10   | B. Cooks    | DE 99   | P. Kruger    |
| LT 75   | A. Peat     | DT 95   | T. Davison   |
| LG 65   | S. Kelemete | DT 90   | N. Fairley   |
| C 60    | M. Unger    | DE 94   | C. Jordan    |
| RG 73   | J. Evans    | WILL 59 | D. Ellerbe   |
| RT 64   | Z. Strief   | MLB 52  | C. Robertson |
| TE 82   | C. Fleener  | DB 48   | V. Bell      |
| WR 13   | M. Thomas   | CB 40   | D. Breaux    |
| QB 9    | D. Brees    | SS 32   | K. Vaccaro   |
| RB 22   | M. Ingram   | FS 31   | J. Byrd      |
| TE 89   | J. Hill     | CB 24   | S. Moore     |

**SAINTS SUBSTITUTIONS:** K 3 W.Lutz, P 6 T.Morstead, WR 16 B.Coleman, WR 19 J.Lampman, DB 21 D.Harris, CB 28 B.Webb, FB 29 J.Kuhn, RB 34 T.Hightower, RB 38 T.Cadet, S 41 R.Harper, DB 46 K.Crawley, LS 47 J.Drescher, DB 49 S.Keo, LB 54 N.Stupar, DE 55 D.Tapp, G 68 T.Lelito, T 76 T.Hills, WR 83 W.Snead, TE 86 J.Phillips, DE 91 K.Edebali, DE 93 D.Onyemata, LB 97 S.Barrington, DT 98 S.Rankins. **DID NOT PLAY:** QB 7 L.McCown. **INACTIVE:** RB 23 M.Murphy, RB 36 D.Lasco, LB 50 S.Anthony, LB 56 M.Mauti, T 72 T.Armstead, G 78 L.Turner, WR 87 T.Lewis.

|                |                    | 1 | 2 | 3  | 4  | OT | TOTAL | FIELD GOALS (made ( ) & missed) |
|----------------|--------------------|---|---|----|----|----|-------|---------------------------------|
| <b>VISITOR</b> | Denver Broncos     | 7 | 3 | 0  | 15 | —  | 25    | B. McManus (50) 42WL (28) (37)  |
| <b>HOME</b>    | New Orleans Saints | 0 | 3 | 14 | 6  | —  | 23    | W. Lutz (30)                    |

| Team    | Qtr | Clock Time | PLAY DESCRIPTION (Extra Point) (Drive Info)                           | SCORE   |      |
|---------|-----|------------|---|---------|------|
|         |     |            |   | Visitor | Home |
| BRONCOS | 1   | 5:45       | J. Taylor 14 yd. pass from T. Siemian (B. McManus kick) (13-85, 7:15) | 7       | 0    |
| BRONCOS | 2   | 13:42      | B. McManus 50 yd. Field Goal (4-7, 1:11)                              | 10      | 0    |
| SAINTS  | 2   | 0:00       | W. Lutz 30 yd. Field Goal (5-50, 0:29)                                | 10      | 3    |
| SAINTS  | 3   | 8:30       | W. Snead 3 yd. pass from D. Brees (W. Lutz kick) (7-90, 3:50)         | 10      | 10   |
| SAINTS  | 3   | 3:59       | W. Snead 5 yd. pass from D. Brees (W. Lutz kick) (4-38, 1:36)         | 10      | 17   |
| BRONCOS | 4   | 9:37       | D. Thomas 2 yd. pass from T. Siemian (B. McManus kick) (7-27, 3:52)   | 17      | 17   |
| BRONCOS | 4   | 3:23       | B. McManus 28 yd. Field Goal (10-43, 4:18)                            | 20      | 17   |
| BRONCOS | 4   | 2:50       | B. McManus 37 yd. Field Goal (4-2, 0:18)                              | 23      | 17   |
| SAINTS  | 4   | 1:22       | B. Cooks 32 yd. pass from D. Brees (6-75, 1:28)                       | 23      | 23   |
| BRONCOS | 4   | 1:22       | W. Parks defensive two point conversion                               | 25      | 23   |

**FINAL INDIVIDUAL STATISTICS**

| Denver Broncos         |            |             |             |                           |            |                       |                        |                |                |             | New Orleans Saints |             |                    |             |            |           |              |          |
|------------------------|------------|-------------|-------------|---------------------------|------------|-----------------------|------------------------|----------------|----------------|-------------|--------------------|-------------|--------------------|-------------|------------|-----------|--------------|----------|
| <b>RUSHING</b>         | <b>ATT</b> | <b>YDS</b>  | <b>AVG</b>  | <b>LG</b>                 | <b>TD</b>  | <b>RUSHING</b>        | <b>ATT</b>             | <b>YDS</b>     | <b>AVG</b>     | <b>LG</b>   | <b>TD</b>          |             |                    |             |            |           |              |          |
| D. Booker              | 24         | 76          | 3.2         | 11                        | 0          | M. Ingram             | 11                     | 50             | 4.5            | 10          | 0                  |             |                    |             |            |           |              |          |
| K. Bibbs               | 7          | 22          | 3.1         | 9                         | 0          | T. Hightower          | 8                      | 21             | 2.6            | 3           | 0                  |             |                    |             |            |           |              |          |
| T. Siemian             | 6          | 5           | 0.8         | 3                         | 0          | D. Brees              | 2                      | 9              | 4.5            | 5           | 0                  |             |                    |             |            |           |              |          |
| <b>TOTAL</b>           | <b>37</b>  | <b>103</b>  | <b>2.8</b>  | <b>11</b>                 | <b>0</b>   | <b>TOTAL</b>          | <b>21</b>              | <b>80</b>      | <b>3.8</b>     | <b>10</b>   | <b>0</b>           |             |                    |             |            |           |              |          |
| <b>PASSING</b>         | <b>ATT</b> | <b>CMP</b>  | <b>YDS</b>  | <b>TKD/<br/>YD</b>        | <b>TD</b>  | <b>LG</b>             | <b>IN</b>              | <b>Rtg.</b>    | <b>PASSING</b> | <b>ATT</b>  | <b>CMP</b>         | <b>YDS</b>  | <b>TKD/<br/>YD</b> | <b>TD</b>   | <b>LG</b>  | <b>IN</b> | <b>Rtg.</b>  |          |
| T. Siemian             | 40         | 25          | 258         | 6/24                      | 2          | 18                    | 2                      | 76.9           | D. Brees       | 29          | 21                 | 303         | 1/10               | 3           | 37         | 2         | 111.7        |          |
| <b>TOTAL</b>           | <b>40</b>  | <b>25</b>   | <b>258</b>  | <b>6/24</b>               | <b>2</b>   | <b>18</b>             | <b>2</b>               | <b>76.9</b>    | <b>TOTAL</b>   | <b>29</b>   | <b>21</b>          | <b>303</b>  | <b>1/10</b>        | <b>3</b>    | <b>37</b>  | <b>2</b>  | <b>111.7</b> |          |
| <b>PASS RECEIVING</b>  | <b>NO</b>  | <b>YDS</b>  | <b>AVG</b>  | <b>LG</b>                 | <b>TD</b>  | <b>PASS RECEIVING</b> | <b>NO</b>              | <b>YDS</b>     | <b>AVG</b>     | <b>LG</b>   | <b>TD</b>          |             |                    |             |            |           |              |          |
| D. Thomas              | 8          | 87          | 10.9        | 18                        | 1          | W. Snead              | 5                      | 47             | 9.4            | 24          | 2                  |             |                    |             |            |           |              |          |
| E. Sanders             | 5          | 54          | 10.8        | 14                        | 0          | M. Thomas             | 4                      | 40             | 10.0           | 16          | 0                  |             |                    |             |            |           |              |          |
| J. Norwood             | 3          | 18          | 6.0         | 9                         | 0          | B. Cooks              | 3                      | 98             | 32.7           | 37          | 1                  |             |                    |             |            |           |              |          |
| J. Taylor              | 2          | 32          | 16.0        | 18                        | 1          | T. Hightower          | 2                      | 34             | 17.0           | 23          | 0                  |             |                    |             |            |           |              |          |
| V. Green               | 2          | 24          | 12.0        | 15                        | 0          | T. Cadet              | 2                      | 26             | 13.0           | 20          | 0                  |             |                    |             |            |           |              |          |
| A. Derby               | 2          | 22          | 11.0        | 12                        | 0          | C. Fleener            | 2                      | 26             | 13.0           | 18          | 0                  |             |                    |             |            |           |              |          |
| D. Booker              | 2          | 12          | 6.0         | 10                        | 0          | M. Ingram             | 2                      | 13             | 6.5            | 7           | 0                  |             |                    |             |            |           |              |          |
| A. Janovich            | 1          | 9           | 9.0         | 9                         | 0          | B. Coleman            | 1                      | 19             | 19.0           | 19          | 0                  |             |                    |             |            |           |              |          |
| <b>TOTAL</b>           | <b>25</b>  | <b>258</b>  | <b>10.3</b> | <b>18</b>                 | <b>2</b>   | <b>TOTAL</b>          | <b>21</b>              | <b>303</b>     | <b>14.3</b>    | <b>37</b>   | <b>3</b>           |             |                    |             |            |           |              |          |
| <b>INTERCEPTIONS</b>   | <b>NO</b>  | <b>YDS</b>  | <b>AVG</b>  | <b>LG</b>                 | <b>TD</b>  | <b>INTERCEPTIONS</b>  | <b>NO</b>              | <b>YDS</b>     | <b>AVG</b>     | <b>LG</b>   | <b>TD</b>          |             |                    |             |            |           |              |          |
| D. Stewart             | 2          | 11          | 5.5         | 11                        | 0          | K. Vaccaro            | 1                      | 30             | 30.0           | 30          | 0                  |             |                    |             |            |           |              |          |
| <b>TOTAL</b>           | <b>2</b>   | <b>11</b>   | <b>5.5</b>  | <b>11</b>                 | <b>0</b>   | <b>TOTAL</b>          | <b>2</b>               | <b>38</b>      | <b>19.0</b>    | <b>30</b>   | <b>0</b>           |             |                    |             |            |           |              |          |
| <b>PUNTING</b>         | <b>NO</b>  | <b>YDS</b>  | <b>AVG</b>  | <b>NET</b>                | <b>TB</b>  | <b>IN20</b>           | <b>LG</b>              | <b>PUNTING</b> | <b>NO</b>      | <b>YDS</b>  | <b>AVG</b>         | <b>NET</b>  | <b>TB</b>          | <b>IN20</b> | <b>LG</b>  |           |              |          |
| R. Dixon               | 3          | 124         | 41.3        | 40.0                      | 0          | 2                     | 45                     | T. Morstead    | 4              | 163         | 40.8               | 36.5        | 0                  | 2           | 50         |           |              |          |
| <b>TOTAL</b>           | <b>3</b>   | <b>124</b>  | <b>41.3</b> | <b>40.0</b>               | <b>0</b>   | <b>2</b>              | <b>45</b>              | <b>TOTAL</b>   | <b>4</b>       | <b>163</b>  | <b>40.8</b>        | <b>36.5</b> | <b>0</b>           | <b>2</b>    | <b>50</b>  |           |              |          |
| <b>PUNT RETURNS</b>    | <b>NO</b>  | <b>YDS</b>  | <b>AVG</b>  | <b>FC</b>                 | <b>LG</b>  | <b>TD</b>             | <b>PUNT RETURNS</b>    | <b>NO</b>      | <b>YDS</b>     | <b>AVG</b>  | <b>FC</b>          | <b>LG</b>   | <b>TD</b>          |             |            |           |              |          |
| J. Norwood             | 2          | 17          | 8.5         | 2                         | 17         | 0                     | B. Cooks               | 1              | 2              | 2.0         | 0                  | 2           | 0                  |             |            |           |              |          |
| <b>RETURNS</b>         | <b>2</b>   | <b>17</b>   | <b>8.5</b>  | <b>2</b>                  | <b>17</b>  | <b>0</b>              | <b>RETURNS</b>         | <b>2</b>       | <b>4</b>       | <b>2.0</b>  | <b>1</b>           | <b>2</b>    | <b>0</b>           |             |            |           |              |          |
| <b>KICKOFF RETURNS</b> | <b>NO</b>  | <b>YDS</b>  | <b>AVG</b>  | <b>FC</b>                 | <b>LG</b>  | <b>TD</b>             | <b>KICKOFF RETURNS</b> | <b>NO</b>      | <b>YDS</b>     | <b>AVG</b>  | <b>FC</b>          | <b>LG</b>   | <b>TD</b>          |             |            |           |              |          |
| [TOUCHBACK]            | 3          | 0           | 0.0         | 0                         | —          | 0                     | T. Hightower           | 2              | 45             | 22.5        | 0                  | 31          | 0                  |             |            |           |              |          |
| <b>RETURNS</b>         | <b>3</b>   | <b>0</b>    | <b>0.0</b>  | <b>0</b>                  | <b>—</b>   | <b>0</b>              | <b>RETURNS</b>         | <b>2</b>       | <b>45</b>      | <b>22.5</b> | <b>0</b>           | <b>31</b>   | <b>0</b>           |             |            |           |              |          |
| <b>Denver Broncos</b>  | <b>Own</b> | <b>Opp.</b> | <b>Out</b>  | <b>New Orleans Saints</b> | <b>Own</b> | <b>Opp.</b>           | <b>Out</b>             |                |                |             |                    |             |                    |             |            |           |              |          |
| <b>FUMBLES</b>         | <b>Fum</b> | <b>Lost</b> | <b>Rec.</b> | <b>Yds</b>                | <b>TD</b>  | <b>FF</b>             | <b>Rec.</b>            | <b>Yds</b>     | <b>TD</b>      | <b>Bnds</b> | <b>FUMBLES</b>     | <b>Fum</b>  | <b>Lost</b>        | <b>Rec.</b> | <b>Yds</b> | <b>TD</b> | <b>Bnds</b>  |          |
| J. Crick               | 0          | 0           | 0           | 0                         | 0          | 1                     | 0                      | 0              | 0              | 0           | M. Thomas          | 2           | 2                  | 0           | 0          | 0         | 0            | 0        |
| B. Roby                | 0          | 0           | 0           | 0                         | 0          | 1                     | 0                      | 0              | 0              | 0           | <b>TOTAL</b>       | <b>2</b>    | <b>2</b>           | <b>0</b>    | <b>0</b>   | <b>0</b>  | <b>0</b>     | <b>0</b> |
| D. Stewart             | 0          | 0           | 0           | 0                         | 0          | 1                     | 28                     | 0              | 0              | 0           | <b>TOTAL</b>       | <b>2</b>    | <b>2</b>           | <b>0</b>    | <b>0</b>   | <b>0</b>  | <b>0</b>     | <b>0</b> |
| T. Ward                | 0          | 0           | 0           | 0                         | 0          | 1                     | 0                      | 0              | 0              | 0           | <b>TOTAL</b>       | <b>2</b>    | <b>2</b>           | <b>0</b>    | <b>0</b>   | <b>0</b>  | <b>0</b>     | <b>0</b> |
| <b>TOTAL</b>           | <b>0</b>   | <b>0</b>    | <b>0</b>    | <b>0</b>                  | <b>0</b>   | <b>2</b>              | <b>28</b>              | <b>0</b>       | <b>0</b>       | <b>0</b>    | <b>TOTAL</b>       | <b>2</b>    | <b>2</b>           | <b>0</b>    | <b>0</b>   | <b>0</b>  | <b>0</b>     | <b>0</b> |

**FINAL TEAM STATISTICS**

|   | BRONCOS   | SAINTS  |   | BRONCOS  | SAINTS   |
|---|-----------|---------|---|----------|----------|
| TOTAL FIRST DOWNS                                 | 24        | 19      | FGs - PATs Had Blocked                        | 0-0      | 0-1      |
| By Rushing  | 3         | 4       | Net Punting Average                           | 40.0     | 36.5     |
| By Passing  | 20        | 15      | TOTAL RETURN YARDAGE (Not Including Kickoffs) | 28       | 42       |
| By Penalty  | 1         | 0       | No. and Yards Punt Returns                    | 2-17     | 2-4      |
| THIRD DOWN EFFICIENCY                             | 11-19-58% | 4-9-44% | No. and Yards Kickoff Returns                 | 0-0      | 2-45     |
| FOURTH DOWN EFFICIENCY                            | 0-0-0%    | 0-0-0%  | No. and Yards Interception Returns            | 2-11     | 2-38     |
| TOTAL NET YARDS                                   | 337       | 373     | PENALTIES Number and Yards                    | 1-10     | 3-25     |
| Total Offensive Plays (inc. times thrown passing) | 83        | 51      | FUMBLES Number and Lost                       | 0-0      | 2-2      |
| Average gain per offensive play                   | 4.1       | 7.3     | TOUCHDOWNS                                    | 2        | 3        |
| NET YARDS RUSHING                                 | 103       | 80      | Rushing                                       | 0        | 0        |
| Total Rushing Plays                               | 37        | 21      | Passing                                       | 2        | 3        |
| Average gain per rushing play                     | 2.8       | 3.8     | EXTRA POINTS Made-Attempts                    | 2-2      | 2-3      |
| Tackles for a loss-number and yards               | 2-5       | 1-1     | Kicking Made-Attempts                         | 2-2      | 2-3      |
| NET YARDS PASSING                                 | 234       | 293     | FIELD GOALS Made-Attempts                     | 3-4      | 1-1      |
| Times thrown - yards lost attempting to pass      | 6-24      | 1-10    | RED ZONE EFFICIENCY                           | 2-5-40%  | 2-3-67%  |
| Gross yards passing                               | 258       | 303     | GOAL TO GO EFFICIENCY                         | 1-1-100% | 2-2-100% |
| PASS ATTEMPTS-COMPLETIONS-HAD INTERCEPTED         | 40-25-2   | 29-21-2 | SAFETIES                                      | 0        | 0        |
| Avg gain per pass play (inc.# thrown passing)     | 5.1       | 9.8     | FINAL SCORE                                   | 25       | 23       |
| KICKOFFS Number-In End Zone-Touchbacks            | 6-5-4     | 4-3-3   | TIME OF POSSESSION                            | 39:22    | 20:38    |
| PUNTS Number and Average                          | 3-41.3    | 4-40.8  |   |          |          |
| Had Blocked                                       | 0         | 0       |   |          |          |

**BRONCOS DEFENSIVE STATISTICS**

| <i>(Press Box Totals)</i> |    |   |    |       |       |    |    |    |                    |           |           |           |             |             |          |          |          |
|---------------------------|----|---|----|-------|-------|----|----|----|--------------------|-----------|-----------|-----------|-------------|-------------|----------|----------|----------|
| PLAYER                    | UT | A | TT | S-YDS | I-YDS | PD | FF | FR | PLAYER             | UT        | A         | TT        | S-YDS       | I-YDS       | PD       | FF       | FR       |
| T. Davis                  | 5  | 1 | 6  | 0-0   | 0-0   | 0  | 0  | 0  | B. Marshall        | 2         | 0         | 2         | 0-0         | 0-0         | 0        | 0        | 0        |
| J. Crick                  | 4  | 2 | 6  | 0-0   | 0-0   | 0  | 1  | 0  | J. Simmons         | 1         | 1         | 2         | 0-0         | 0-0         | 0        | 0        | 0        |
| T. Ward                   | 3  | 3 | 6  | 0-0   | 0-0   | 0  | 0  | 1  | W. Parks           | 0         | 2         | 2         | 0-0         | 0-0         | 0        | 0        | 0        |
| V. Miller                 | 4  | 0 | 4  | 0-0   | 0-0   | 0  | 0  | 0  | S. Barrett         | 1         | 0         | 1         | 1-10        | 0-0         | 0        | 0        | 0        |
| C. Nelson                 | 1  | 3 | 4  | 0-0   | 0-0   | 0  | 0  | 0  | L. Doss            | 1         | 0         | 1         | 0-0         | 0-0         | 0        | 0        | 0        |
| S. Williams               | 3  | 0 | 3  | 0-0   | 0-0   | 0  | 0  | 0  | K. Webster         | 1         | 0         | 1         | 0-0         | 0-0         | 0        | 0        | 0        |
| B. Roby                   | 2  | 0 | 2  | 0-0   | 0-0   | 2  | 1  | 0  | B. Winn            | 0         | 1         | 1         | 0-0         | 0-0         | 0        | 0        | 0        |
| D. Stewart                | 2  | 0 | 2  | 0-0   | 2-11  | 2  | 0  | 1  | A. Gotsis          | 0         | 1         | 1         | 0-0         | 0-0         | 0        | 0        | 0        |
| C. Harris Jr.             | 2  | 0 | 2  | 0-0   | 0-0   | 1  | 0  | 0  | <b>TEAM TOTALS</b> | <b>32</b> | <b>14</b> | <b>46</b> | <b>1-10</b> | <b>2-11</b> | <b>5</b> | <b>2</b> | <b>2</b> |

# National Football League Game Summary

NFL Copyright © 2016 by The National Football League. All rights reserved. This summary and play-by-play is for the express purpose of assisting media in their coverage of the game; any other use of this material is prohibited without the written permission of the National Football League. Updated: 11/14/2016

Date: Sunday, 11/13/2016

## Denver Broncos at New Orleans Saints

Start Time: 12:05 PM CST

at Mercedes-Benz Superdome, New Orleans, La.

### Game Day Weather

Game Weather: Partly Cloudy

Temp: 62° F (16.7° C) Humidity: 62%, Wind: NNE 6 mph

Played Indoors on Turf: UBU Speed Series-S5-M

Outdoor Weather: Partly Cloudy, Wind Chill: 61

### Officials

Referee: Vinovich, Bill (52)  
Line Judge: Perlman, Mark (9)  
Back Judge: Meyer, Greg (78)

Umpire: Stritesky, Bruce (102)  
Side Judge: Cavaletto, Gary (60)  
Replay Official: Lewis, Darryll ()

Head Linesman: McKinnely, Phil (110)  
Field Judge: Banks, Michael (72)

### Lineups

#### Denver Broncos

| Offense |              | Defense |              |
|---------|--------------|---------|--------------|
| WR 88   | D.Thomas     | DE 97   | B.Winn       |
| LT 73   | R.Okung      | NT 92   | S.Williams   |
| LG 76   | M.Garcia     | DE 93   | J.Crick      |
| C 61    | M.Paradis    | SLB 58  | V.Miller     |
| RG 79   | M.Schofield  | WLB 94  | D.Ware       |
| RT 71   | D.Stephenson | ILB 54  | B.Marshall   |
| TE 85   | V.Green      | ILB 51  | T.Davis      |
| WR 10   | E.Sanders    | LCB 29  | B.Roby       |
| QB 13   | T.Siemian    | RCB 25  | C.Harris Jr. |
| RB 23   | D.Booker     | SS 43   | T.Ward       |
| WR 11   | J.Norwood    | FS 26   | D.Stewart    |

#### New Orleans Saints

| Offense |            | Defense |             |
|---------|------------|---------|-------------|
| WR 10   | B.Cooks    | DE 99   | P.Kruger    |
| LT 75   | A.Peat     | DT 95   | T.Davison   |
| LG 65   | S.Kelemete | DT 90   | N.Fairley   |
| C 60    | M.Unger    | DE 94   | C.Jordan    |
| RG 73   | J.Evans    | WILL 59 | D.Ellerbe   |
| RT 64   | Z.Strief   | MLB 52  | C.Robertson |
| TE 82   | C.Fleener  | DB 48   | V.Bell      |
| WR 13   | M.Thomas   | CB 40   | D.Breaux    |
| QB 9    | D.Brees    | SS 32   | K.Vaccaro   |
| RB 22   | M.Ingram   | FS 31   | J.Byrd      |
| TE 89   | J.Hill     | CB 24   | S.Moore     |

### Substitutions

K 8 B.McManus, P 9 R.Dixon, WR 14 C.Latimer, WR 16 B.Fowler, S 31 J.Simmons, FB 32 A.Janovich, S 34 W.Parks, RB 35 K.Bibbs, CB 36 K.Webster, CB 37 L.Doss, LS 42 C.Kreiter, OLB 48 S.Barrett, ILB 50 Z.Anderson, ILB 52 C.Nelson, OLB 56 S.Ray, OLB 57 D.Watson, OL 74 T.Sambrailo, TE 82 J.Heuerman, TE 83 A.Derby, WR 87 J.Taylor, NT 98 D.Kilgo, DE 99 A.Gotsis

### Substitutions

K 3 W.Lutz, P 6 T.Morstead, WR 16 B.Coleman, WR 19 J.Lampman, DB 21 D.Harris, CB 28 B.Webb, FB 29 J.Kuhn, RB 34 T.Hightower, RB 38 T.Cadet, S 41 R.Harper, DB 46 K.Crawley, LS 47 J.Drescher, DB 49 S.Keo, LB 54 N.Stupar, DE 55 D.Tapp, G 68 T.Lelito, T 76 T.Hills, WR 83 W.Snead, TE 86 J.Phillips, DE 91 K.Edebali, DE 93 D.Onyemata, LB 97 S.Barrington, DT 98 S.Rankins

### Did Not Play

QB 12 P.Lynch, C 53 J.Ferentz

### Did Not Play

QB 7 L.McCown

### Not Active

QB 4 A.Davis, CB 21 A.Talib, DB 39 T.Nixon, RB 40 J.Thompson, G 60 C.McGovern, T 70 B.Turner, DE 95 D.Wolfe

### Not Active

RB 23 M.Murphy, RB 36 D.Lasco, LB 50 S.Anthony, LB 56 M.Mauti, T 72 T.Armstead, G 78 L.Turner, WR 87 T.Lewis

### Field Goals (made ( ) & missed)

B.McManus (50) 42WL (28) (37)

W.Lutz (30)

|          |                    | 1 | 2 | 3  | 4  | OT | Total |
|----------|--------------------|---|---|----|----|----|-------|
| VISITOR: | Denver Broncos     | 7 | 3 | 0  | 15 | 0  | 25    |
| HOME:    | New Orleans Saints | 0 | 3 | 14 | 6  | 0  | 23    |

### Scoring Plays

| Team    | Qtr | Time  | Play Description (Extra Point) (Drive Info)                        | Visitor | Home |
|---------|-----|-------|--|---------|------|
| Broncos | 1   | 5:45  | J.Taylor 14 yd. pass from T.Siemian (B.McManus kick) (13-85, 7:15) | 7       | 0    |
| Broncos | 2   | 13:42 | B.McManus 50 yd. Field Goal (4-7, 1:11)                            | 10      | 0    |
| Saints  | 2   | 0:00  | W.Lutz 30 yd. Field Goal (5-50, 0:29)                              | 10      | 3    |
| Saints  | 3   | 8:30  | W.Snead 3 yd. pass from D.Brees (W.Lutz kick) (7-90, 3:50)         | 10      | 10   |
| Saints  | 3   | 3:59  | W.Snead 5 yd. pass from D.Brees (W.Lutz kick) (4-38, 1:36)         | 10      | 17   |
| Broncos | 4   | 9:37  | D.Thomas 2 yd. pass from T.Siemian (B.McManus kick) (7-27, 3:52)   | 17      | 17   |
| Broncos | 4   | 3:23  | B.McManus 28 yd. Field Goal (10-43, 4:18)                          | 20      | 17   |
| Broncos | 4   | 2:50  | B.McManus 37 yd. Field Goal (4-2, 0:18)                            | 23      | 17   |
| Saints  | 4   | 1:22  | B.Cooks 32 yd. pass from D.Brees (6-75, 1:28)                      | 23      | 23   |



# National Football League Game Summary

NFL Copyright © 2016 by The National Football League. All rights reserved. This summary and play-by-play is for the express purpose of assisting media in their coverage of the game; any other use of this material is prohibited without the written permission of the National Football League. Updated: 11/14/2016

---

Broncos 4 1:22 W.Parks defensive two point conversion

25 23

Paid Attendance: 73,138

Time: 3:05



**Denver Broncos vs New Orleans Saints**  
**11/13/2016 at Mercedes-Benz Superdome**

# Final Team Statistics

|  | <b>Visitor<br/>Broncos</b> | <b>Home<br/>Saints</b> |
|--|----------------------------|------------------------|
| <b>TOTAL FIRST DOWNS</b>                             | 24                         | 19                     |
| By Rushing   | 3                          | 4                      |
| By Passing   | 20                         | 15                     |
| By Penalty   | 1                          | 0                      |
| <b>THIRD DOWN EFFICIENCY</b>                         | 11-19-58%                  | 4-9-44%                |
| <b>FOURTH DOWN EFFICIENCY</b>                        | 0-0-0%                     | 0-0-0%                 |
| <b>TOTAL NET YARDS</b>                               | 337                        | 373                    |
| Total Offensive Plays (inc. times thrown passing)    | 83                         | 51                     |
| Average gain per offensive play                      | 4.1                        | 7.3                    |
| <b>NET YARDS RUSHING</b>                             | 103                        | 80                     |
| Total Rushing Plays                                  | 37                         | 21                     |
| Average gain per rushing play                        | 2.8                        | 3.8                    |
| Tackles for a loss-number and yards                  | 2-5                        | 1-1                    |
| <b>NET YARDS PASSING</b>                             | 234                        | 293                    |
| Times thrown - yards lost attempting to pass         | 6-24                       | 1-10                   |
| Gross yards passing                                  | 258                        | 303                    |
| <b>PASS ATTEMPTS-COMPLETIONS-HAD INTERCEPTED</b>     | 40-25-2                    | 29-21-2                |
| Avg gain per pass play (inc.# thrown passing)        | 5.1                        | 9.8                    |
| <b>KICKOFFS Number-In End Zone-Touchbacks</b>        | 6-5-4                      | 4-3-3                  |
| <b>PUNTS Number and Average</b>                      | 3-41.3                     | 4-40.8                 |
| Had Blocked  | 0                          | 0                      |
| <b>FGs - PATs Had Blocked</b>                        | 0-0                        | 0-1                    |
| <b>Net Punting Average</b>                           | 40.0                       | 36.5                   |
| <b>TOTAL RETURN YARDAGE (Not Including Kickoffs)</b> | 28                         | 42                     |
| No. and Yards Punt Returns                           | 2-17                       | 2-4                    |
| No. and Yards Kickoff Returns                        | 0-0                        | 2-45                   |
| No. and Yards Interception Returns                   | 2-11                       | 2-38                   |
| <b>PENALTIES Number and Yards</b>                    | 1-10                       | 3-25                   |
| <b>FUMBLES Number and Lost</b>                       | 0-0                        | 2-2                    |
| <b>TOUCHDOWNS</b>                                    | 2                          | 3                      |
| Rushing  | 0                          | 0                      |
| Passing  | 2                          | 3                      |
| <b>EXTRA POINTS Made-Attempts</b>                    | 2-2                        | 2-3                    |
| Kicking Made-Attempts                                | 2-2                        | 2-3                    |
| <b>FIELD GOALS Made-Attempts</b>                     | 3-4                        | 1-1                    |
| <b>RED ZONE EFFICIENCY</b>                           | 2-5-40%                    | 2-3-67%                |
| <b>GOAL TO GO EFFICIENCY</b>                         | 1-1-100%                   | 2-2-100%               |
| <b>SAFETIES</b>                                      | 0                          | 0                      |
| <b>FINAL SCORE</b>                                   | 25                         | 23                     |
| <b>TIME OF POSSESSION</b>                            | 39:22                      | 20:38                  |

**Denver Broncos vs New Orleans Saints**  
**11/13/2016 at Mercedes-Benz Superdome**

# Ball Possession And Drive Chart

**Denver Broncos**

| #  | Time Recd | Time Lost | Time Poss | How Ball Obtained | Drive Began | # Play | Yds Gain | Yds Pen | Net Yds | 1st Down | Last Scrm | How Given Up |
|----|-----------|-----------|-----------|-------------------|-------------|--------|----------|---------|---------|----------|-----------|--------------|
| 1  | 13:00     | 5:45      | 7:15      | Punt              | DEN 15      | 13     | 85       | 0       | 85      | 5        | * NO 14   | Touchdown    |
| 2  | 2:28      | 0:00      | 2:28      | Interception      | DEN 7       | 5      | 11       | 0       | 11      | 1        | DEN 18    | Punt         |
| 3  | 14:53     | 13:42     | 1:11      | Interception      | NO 39       | 4      | 7        | 0       | 7       | 0        | NO 32     | Field Goal   |
| 4  | 10:42     | 5:18      | 5:24      | Punt              | DEN 11      | 10     | 39       | 0       | 39      | 3        | 50        | Punt         |
| 5  | 3:27      | 0:29      | 2:58      | Punt              | DEN 30      | 9      | 39       | 0       | 39      | 3        | NO 31     | Interception |
| 6  | 15:00     | 12:20     | 2:40      | Kickoff           | DEN 25      | 4      | 24       | 0       | 24      | 1        | DEN 49    | Punt         |
| 7  | 8:30      | 5:35      | 2:55      | Kickoff           | DEN 25      | 9      | 31       | 0       | 31      | 2        | NO 44     | Interception |
| 8  | 3:59      | 14:18     | 4:41      | Kickoff           | DEN 25      | 10     | 51       | 0       | 51      | 3        | * NO 24   | Missed FG    |
| 9  | 13:29     | 9:37      | 3:52      | Fumble            | NO 27       | 7      | 27       | 0       | 27      | 3        | * NO 2    | Touchdown    |
| 10 | 7:41      | 3:23      | 4:18      | Punt              | DEN 47      | 10     | 23       | 20      | 43      | 3        | * NO 10   | Field Goal   |
| 11 | 3:08      | 2:50      | 0:18      | Fumble            | NO 20       | 4      | 2        | 0       | 2       | 0        | * NO 18   | Field Goal   |
| 12 | 1:22      | 0:00      | 1:22      | Kickoff           | NO 46       | 2      | -2       | 0       | -2      | 0        | NO 47     | End of Game  |

(453) Average DEN 38

**New Orleans Saints**

| #  | Time Recd | Time Lost | Time Poss | How Ball Obtained | Drive Began | # Play | Yds Gain | Yds Pen | Net Yds | 1st Down | Last Scrm | How Given Up |
|----|-----------|-----------|-----------|-------------------|-------------|--------|----------|---------|---------|----------|-----------|--------------|
| 1  | 15:00     | 13:00     | 2:00      | Kickoff           | NO 39       | 5      | 17       | -5      | 12      | 1        | DEN 49    | Punt         |
| 2  | 5:45      | 2:28      | 3:17      | Kickoff           | NO 25       | 7      | 51       | 0       | 51      | 2        | DEN 24    | Interception |
| 3  | 15:00     | 14:53     | 0:07      | Punt              | NO 39       | 1      | 0        | 0       | 0       | 0        | NO 39     | Interception |
| 4  | 13:42     | 10:42     | 3:00      | Kickoff           | NO 25       | 7      | 24       | 0       | 24      | 2        | NO 49     | Punt         |
| 5  | 5:18      | 3:27      | 1:51      | Punt              | NO 14       | 3      | 8        | 0       | 8       | 0        | NO 22     | Punt         |
| 6  | 0:29      | 0:00      | 0:29      | Interception      | NO 38       | 5      | 50       | 0       | 50      | 3        | * DEN 12  | Field Goal   |
| 7  | 12:20     | 8:30      | 3:50      | Punt              | NO 10       | 7      | 90       | 0       | 90      | 5        | * DEN 3   | Touchdown    |
| 8  | 5:35      | 3:59      | 1:36      | Interception      | DEN 38      | 4      | 38       | 0       | 38      | 3        | * DEN 5   | Touchdown    |
| 9  | 14:18     | 13:29     | 0:49      | Missed FG         | NO 32       | 2      | 20       | 0       | 20      | 0        | NO 40     | Fumble       |
| 10 | 9:37      | 7:41      | 1:56      | Kickoff           | NO 25       | 3      | -5       | 0       | -5      | 0        | NO 20     | Punt         |
| 11 | 3:23      | 3:08      | 0:15      | Kickoff           | NO 13       | 2      | 5        | 0       | 5       | 0        | NO 13     | Fumble       |
| 12 | 2:50      | 1:22      | 1:28      | Kickoff           | NO 25       | 6      | 75       | 0       | 75      | 3        | DEN 32    | Touchdown    |

(347) Average NO 29

**\* inside opponent's 20**

**Time of Possession by Quarter**

|                                | 1st  | 2nd  | 3rd  | 4th   | OT | Total |
|--------------------------------|------|------|------|-------|----|-------|
| <b>Visitor</b> Denver Broncos  | 9:43 | 9:33 | 9:34 | 10:32 |    | 39:22 |
| <b>Home</b> New Orleans Saints | 5:17 | 5:27 | 5:26 | 4:28  |    | 20:38 |

**Kickoff Drive No.-Start Average**

Broncos: 3 - DEN 25                      Saints: 6 - NO 25

**Denver Broncos vs New Orleans Saints**  
**11/13/2016 at Mercedes-Benz Superdome**

# Final Defensive Statistics

| Denver Broncos | Regular Defensive Plays |           |           |          |           |          |          |          |          |          |          | Special Teams |          |          |          |          | Misc     |          |          |          |
|----------------|-------------------------|-----------|-----------|----------|-----------|----------|----------|----------|----------|----------|----------|---------------|----------|----------|----------|----------|----------|----------|----------|----------|
|                | TKL                     | AST       | COMB      | SK       | / YDS     | TFL      | Q        | IN       | PD       | FF       | FR       | TKL           | AST      | FF       | FR       | BL       | TKL      | AST      | FF       | FR       |
| T.Davis        | 5                       | 1         | 6         | 0        | 0         | 0        | 0        | 0        | 0        | 0        | 0        | 0             | 0        | 0        | 0        | 0        | 0        | 0        | 0        | 0        |
| J.Crick        | 4                       | 2         | 6         | 0        | 0         | 0        | 0        | 0        | 0        | 1        | 0        | 0             | 0        | 0        | 0        | 0        | 0        | 0        | 0        | 0        |
| T.Ward         | 3                       | 3         | 6         | 0        | 0         | 0        | 0        | 0        | 0        | 0        | 1        | 0             | 0        | 0        | 0        | 0        | 0        | 0        | 0        | 0        |
| V.Miller       | 4                       | 0         | 4         | 0        | 0         | 1        | 1        | 0        | 0        | 0        | 0        | 0             | 0        | 0        | 0        | 0        | 0        | 0        | 0        | 0        |
| C.Nelson       | 1                       | 3         | 4         | 0        | 0         | 0        | 0        | 0        | 0        | 0        | 0        | 0             | 0        | 0        | 0        | 0        | 0        | 0        | 0        | 0        |
| S.Williams     | 3                       | 0         | 3         | 0        | 0         | 0        | 0        | 0        | 0        | 0        | 0        | 0             | 0        | 0        | 0        | 0        | 0        | 0        | 0        | 0        |
| B.Roby         | 2                       | 0         | 2         | 0        | 0         | 0        | 0        | 0        | 2        | 1        | 0        | 0             | 0        | 0        | 0        | 0        | 0        | 0        | 0        | 0        |
| D.Stewart      | 2                       | 0         | 2         | 0        | 0         | 0        | 0        | 2        | 2        | 0        | 1        | 0             | 0        | 0        | 0        | 0        | 0        | 0        | 0        | 0        |
| C.Harris Jr.   | 2                       | 0         | 2         | 0        | 0         | 0        | 0        | 0        | 1        | 0        | 0        | 0             | 0        | 0        | 0        | 0        | 0        | 0        | 0        | 0        |
| B.Marshall     | 2                       | 0         | 2         | 0        | 0         | 0        | 0        | 0        | 0        | 0        | 0        | 0             | 0        | 0        | 0        | 0        | 0        | 0        | 0        | 0        |
| J.Simmons      | 1                       | 1         | 2         | 0        | 0         | 0        | 0        | 0        | 0        | 0        | 0        | 1             | 0        | 0        | 0        | 1        | 0        | 0        | 0        | 0        |
| W.Parks        | 0                       | 2         | 2         | 0        | 0         | 0        | 0        | 0        | 0        | 0        | 0        | 0             | 0        | 0        | 0        | 0        | 0        | 0        | 0        | 0        |
| S.Barrett      | 1                       | 0         | 1         | 1        | 10        | 1        | 1        | 0        | 0        | 0        | 0        | 0             | 0        | 0        | 0        | 0        | 0        | 0        | 0        | 0        |
| L.Doss         | 1                       | 0         | 1         | 0        | 0         | 0        | 0        | 0        | 0        | 0        | 0        | 0             | 0        | 0        | 0        | 0        | 0        | 0        | 0        | 0        |
| K.Webster      | 1                       | 0         | 1         | 0        | 0         | 0        | 0        | 0        | 0        | 0        | 0        | 0             | 0        | 0        | 0        | 0        | 0        | 0        | 0        | 0        |
| B.Winn         | 0                       | 1         | 1         | 0        | 0         | 0        | 0        | 0        | 0        | 0        | 0        | 0             | 0        | 0        | 0        | 0        | 0        | 0        | 0        | 0        |
| A.Gotsis       | 0                       | 1         | 1         | 0        | 0         | 0        | 0        | 0        | 0        | 0        | 0        | 0             | 0        | 0        | 0        | 0        | 0        | 0        | 0        | 0        |
| D.Ware         | 0                       | 0         | 0         | 0        | 0         | 0        | 1        | 0        | 0        | 0        | 0        | 0             | 0        | 0        | 0        | 0        | 0        | 0        | 0        | 0        |
| S.Ray          | 0                       | 0         | 0         | 0        | 0         | 0        | 1        | 0        | 0        | 0        | 0        | 0             | 0        | 0        | 0        | 0        | 0        | 0        | 0        | 0        |
| B.McManus      | 0                       | 0         | 0         | 0        | 0         | 0        | 0        | 0        | 0        | 0        | 0        | 1             | 0        | 0        | 0        | 0        | 0        | 0        | 0        | 0        |
| B.Fowler       | 0                       | 0         | 0         | 0        | 0         | 0        | 0        | 0        | 0        | 0        | 0        | 1             | 0        | 0        | 0        | 0        | 0        | 0        | 0        | 0        |
| Z.Anderson     | 0                       | 0         | 0         | 0        | 0         | 0        | 0        | 0        | 0        | 0        | 0        | 1             | 0        | 0        | 0        | 0        | 0        | 0        | 0        | 0        |
| M.Garcia       | 0                       | 0         | 0         | 0        | 0         | 0        | 0        | 0        | 0        | 0        | 0        | 0             | 0        | 0        | 0        | 0        | 1        | 0        | 0        | 0        |
| R.Okung        | 0                       | 0         | 0         | 0        | 0         | 0        | 0        | 0        | 0        | 0        | 0        | 0             | 0        | 0        | 0        | 0        | 1        | 0        | 0        | 0        |
| <b>Total</b>   | <b>32</b>               | <b>14</b> | <b>46</b> | <b>1</b> | <b>10</b> | <b>2</b> | <b>4</b> | <b>2</b> | <b>5</b> | <b>2</b> | <b>2</b> | <b>4</b>      | <b>0</b> | <b>0</b> | <b>0</b> | <b>1</b> | <b>2</b> | <b>0</b> | <b>0</b> | <b>0</b> |

**TKL = Tackle AST = Assist COMB = Combined QH=QB Hit IN = Interception PD = Pass Defense FF = Forced Fumble FR = Fumble Recovery**

| New Orleans Saints | Regular Defensive Plays |           |           |          |           |          |           |          |          |          |          | Special Teams |          |          |          |          | Misc     |          |          |          |
|--------------------|-------------------------|-----------|-----------|----------|-----------|----------|-----------|----------|----------|----------|----------|---------------|----------|----------|----------|----------|----------|----------|----------|----------|
|                    | TKL                     | AST       | COMB      | SK       | / YDS     | TFL      | QH        | IN       | PD       | FF       | FR       | TKL           | AST      | FF       | FR       | BL       | TKL      | AST      | FF       | FR       |
| C.Jordan           | 8                       | 1         | 9         | 1        | 4         | 3        | 2         | 0        | 0        | 0        | 0        | 0             | 0        | 0        | 0        | 0        | 0        | 0        | 0        | 0        |
| K.Vaccaro          | 7                       | 2         | 9         | 1        | 1         | 0        | 2         | 1        | 2        | 0        | 0        | 0             | 0        | 0        | 0        | 0        | 0        | 0        | 0        | 0        |
| C.Robertson        | 4                       | 5         | 9         | 1        | 6         | 1        | 1         | 0        | 0        | 0        | 0        | 0             | 0        | 0        | 0        | 0        | 0        | 0        | 0        | 0        |
| D.Ellerbe          | 2                       | 5         | 7         | 1        | 6         | 1        | 2         | 0        | 1        | 0        | 0        | 0             | 0        | 0        | 0        | 0        | 0        | 0        | 0        | 0        |
| V.Bell             | 6                       | 0         | 6         | 0        | 0         | 0        | 0         | 0        | 1        | 0        | 0        | 0             | 0        | 0        | 0        | 0        | 0        | 0        | 0        | 0        |
| D.Breaux           | 5                       | 1         | 6         | 0        | 0         | 0        | 0         | 0        | 0        | 0        | 0        | 0             | 0        | 0        | 0        | 0        | 0        | 0        | 0        | 0        |
| S.Moore            | 5                       | 0         | 5         | 0        | 0         | 0        | 0         | 1        | 2        | 0        | 0        | 0             | 0        | 0        | 0        | 0        | 0        | 0        | 0        | 0        |
| P.Kruger           | 4                       | 0         | 4         | 0        | 0         | 0        | 0         | 0        | 0        | 0        | 0        | 0             | 0        | 0        | 0        | 0        | 0        | 0        | 0        | 0        |
| N.Fairley          | 3                       | 1         | 4         | 1        | 5         | 1        | 2         | 0        | 0        | 0        | 0        | 0             | 0        | 0        | 0        | 0        | 0        | 0        | 0        | 0        |
| T.Davison          | 3                       | 1         | 4         | 0        | 0         | 0        | 0         | 0        | 0        | 0        | 0        | 0             | 0        | 0        | 0        | 0        | 0        | 0        | 0        | 0        |
| J.Byrd             | 3                       | 0         | 3         | 0        | 0         | 0        | 0         | 0        | 0        | 0        | 0        | 0             | 0        | 0        | 0        | 0        | 0        | 0        | 0        | 0        |
| S.Rankins          | 2                       | 0         | 2         | 1        | 2         | 1        | 1         | 0        | 0        | 0        | 0        | 0             | 0        | 0        | 0        | 0        | 0        | 0        | 0        | 0        |
| D.Tapp             | 1                       | 1         | 2         | 0        | 0         | 0        | 1         | 0        | 0        | 0        | 0        | 0             | 0        | 0        | 0        | 0        | 0        | 0        | 0        | 0        |
| K.Crawley          | 1                       | 0         | 1         | 0        | 0         | 0        | 0         | 0        | 0        | 0        | 0        | 0             | 0        | 0        | 0        | 0        | 0        | 0        | 0        | 0        |
| N.Stupar           | 0                       | 1         | 1         | 0        | 0         | 0        | 0         | 0        | 0        | 0        | 0        | 0             | 0        | 0        | 0        | 0        | 0        | 0        | 0        | 0        |
| J.Lampman          | 0                       | 0         | 0         | 0        | 0         | 0        | 0         | 0        | 0        | 0        | 0        | 1             | 0        | 0        | 0        | 0        | 0        | 0        | 0        | 0        |
| S.Barrington       | 0                       | 0         | 0         | 0        | 0         | 0        | 0         | 0        | 0        | 0        | 0        | 1             | 0        | 0        | 0        | 0        | 0        | 0        | 0        | 0        |
| W.Snead            | 0                       | 0         | 0         | 0        | 0         | 0        | 0         | 0        | 0        | 0        | 0        | 1             | 0        | 0        | 0        | 0        | 0        | 0        | 0        | 0        |
| M.Ingram           | 0                       | 0         | 0         | 0        | 0         | 0        | 0         | 0        | 0        | 0        | 0        | 0             | 0        | 0        | 0        | 0        | 1        | 0        | 0        | 0        |
| D.Brees            | 0                       | 0         | 0         | 0        | 0         | 0        | 0         | 0        | 0        | 0        | 0        | 0             | 0        | 0        | 0        | 0        | 1        | 0        | 0        | 0        |
| C.Fleener          | 0                       | 0         | 0         | 0        | 0         | 0        | 0         | 0        | 0        | 0        | 0        | 0             | 0        | 0        | 0        | 0        | 1        | 0        | 0        | 0        |
| <b>Total</b>       | <b>54</b>               | <b>18</b> | <b>72</b> | <b>6</b> | <b>24</b> | <b>7</b> | <b>11</b> | <b>2</b> | <b>6</b> | <b>0</b> | <b>0</b> | <b>3</b>      | <b>0</b> | <b>0</b> | <b>0</b> | <b>0</b> | <b>3</b> | <b>0</b> | <b>0</b> | <b>0</b> |





## First Quarter

11/13/2016

## Play By Play

DEN wins the coin toss and elects to defer. NO elects to Receive, and DEN elects to defend the south goal.

B.McManus kicks 57 yards from DEN 35 to NO 8. T.Hightower pushed ob at NO 39 for 31 yards (B.McManus).

## New Orleans Saints at 15:00, (1st play from scrimmage 14:54)

1-10-NO 39 (14:54) (Shotgun) D.Brees pass short left to C.Fleener to NO 47 for 8 yards (S.Williams) [D.Ware]. Pass 3, YAC 5  
 2-2-NO 47 (14:25) M.Ingram right guard to DEN 48 for 5 yards (J.Crick). R1  
 1-10-DEN 48 (13:55) M.Ingram right guard to DEN 44 for 4 yards (T.Davis).  
 2-6-DEN 44 (13:16) (Shotgun) D.Brees pass incomplete short right to W.Snead (B.Roby).  
 3-6-DEN 44 (13:11) (Shotgun) PENALTY on NO-A.Peat, False Start, 5 yards, enforced at DEN 44 - No Play.  
 3-11-DEN 49 (13:11) (Shotgun) D.Brees pass incomplete short left to W.Snead (C.Harris Jr.) [S.Ray].  
 4-11-DEN 49 (13:06) T.Morstead punts 34 yards to DEN 15, Center-J.Drescher, fair catch by J.Norwood.

## Denver Broncos at 13:00

1-10-DEN 15 (13:00) D.Booker left tackle to DEN 21 for 6 yards (C.Robertson; D.Ellerbe).  
 2-4-DEN 21 (12:25) T.Siemian pass short left to D.Thomas pushed ob at DEN 35 for 14 yards (V.Bell). Pass 10, YAC 4 P1  
 1-10-DEN 35 (11:58) T.Siemian pass incomplete short right to A.Derby (K.Vaccaro).  
 2-10-DEN 35 (11:51) D.Booker left guard to DEN 38 for 3 yards (T.Davison).  
 3-7-DEN 38 (11:14) (Shotgun) T.Siemian pass short right to A.Derby to DEN 48 for 10 yards (V.Bell). Pass 3, YAC 7 P2  
 1-10-DEN 48 (10:39) K.Bibbs right end to 50 for 2 yards (C.Jordan; C.Robertson).  
 2-8-50 (10:02) T.Siemian pass deep right to J.Taylor to NO 32 for 18 yards (V.Bell). Pass 16, YAC 2 P3  
 1-10-NO 32 (9:29) D.Booker right tackle to NO 30 for 2 yards (P.Kruger).  
 Timeout #1 by DEN at 08:43.  
 2-8-NO 30 (8:43) (Shotgun) T.Siemian pass short right to D.Thomas to NO 22 for 8 yards (D.Breaux). Pass 8, YAC 0  
 New Orleans challenged the first down ruling, and the play was REVERSED.  
 (Shotgun) T.Siemian pass short right to D.Thomas to NO 23 for 7 yards (D.Breaux). Pass 7, YAC 0  
 3-1-NO 23 (8:00) T.Siemian left guard to NO 20 for 3 yards (T.Davison). R4  
 1-10-NO 20 (7:20) (Shotgun) T.Siemian sacked at NO 25 for -5 yards (N.Fairley).  
 2-15-NO 25 (6:37) (Shotgun) D.Booker right end to NO 14 for 11 yards (S.Moore).  
 3-4-NO 14 (5:51) (Shotgun) T.Siemian pass incomplete short right to J.Taylor (J.Byrd). P5  
 Denver challenged the incomplete pass ruling, and the play was REVERSED.  
 (Shotgun) T.Siemian pass short right to J.Taylor for 14 yards, TOUCHDOWN. Pass 14, YAC 0  
 B.McManus extra point is GOOD, Center-C.Kreiter, Holder-R.Dixon.

DEN 7 NO 0, 13 plays, 85 yards, 7:15 drive, 9:15 elapsed

B.McManus kicks 65 yards from DEN 35 to end zone, Touchback.

## New Orleans Saints at 5:45

1-10-NO 25 (5:45) T.Hightower left guard to NO 28 for 3 yards (T.Davis).  
 2-7-NO 28 (5:13) (Shotgun) T.Hightower left guard to NO 30 for 2 yards (J.Crick; B.Winn).  
 3-5-NO 30 (4:41) (Shotgun) D.Brees pass deep left to B.Coleman pushed ob at NO 49 for 19 yards (J.Simmons; T.Ward). Pass 17, YAC 2 P2  
 1-10-NO 49 (4:04) (Shotgun) D.Brees pass deep left to C.Fleener pushed ob at DEN 33 for 18 yards (V.Miller). Pass 16, YAC 2 P3  
 1-10-DEN 33 (3:33) T.Hightower right guard to DEN 30 for 3 yards (B.Marshall).  
 2-7-DEN 30 (3:03) M.Ingram right guard to DEN 24 for 6 yards (B.Marshall). NO-S.Kelemete was injured during the play. His return is Questionable.  
 3-1-DEN 24 (2:34) (Shotgun) D.Brees pass deep right intended for T.Cadet INTERCEPTED by D.Stewart at DEN 7. D.Stewart ran ob at DEN 7 for no gain.

## Denver Broncos at 2:28

1-10-DEN 7 (2:28) D.Booker right tackle to DEN 16 for 9 yards (C.Jordan).  
 2-1-DEN 16 (1:58) D.Booker right tackle to DEN 21 for 5 yards (K.Vaccaro). R6  
 1-10-DEN 21 (1:27) D.Booker right end to DEN 22 for 1 yard (C.Jordan).  
 2-9-DEN 22 (:54) T.Siemian pass incomplete short right.  
 3-9-DEN 22 (:46) (Shotgun) T.Siemian sacked at DEN 18 for -4 yards (C.Jordan).  
 4-13-DEN 18 (:07) R.Dixon punts 45 yards to NO 37, Center-C.Kreiter. B.Cooks to NO 39 for 2 yards (J.Simmons).

## END OF QUARTER

|                    | Score | Time Poss | First Downs |   |   |   | Efficiencies |        |
|--------------------|-------|-----------|-------------|---|---|---|--------------|--------|
|                    |       |           | R           | P | X | T | 3 Down       | 4 Down |
| Denver Broncos     | 7     | 9:43      | 2           | 4 | 0 | 6 | 3/4          | 0/0    |
| New Orleans Saints | 0     | 5:17      | 1           | 2 | 0 | 3 | 1/3          | 0/0    |



## Second Quarter

11/13/2016

## Play By Play

New Orleans Saints continued.

## New Orleans Saints at 15:00

1-10-NO 39 (15:00) (Shotgun) D.Brees pass short right intended for M.Thomas INTERCEPTED by D.Stewart (B.Roby) at 50. D.Stewart to NO 39 for 11 yards (M.Ingram).

## Denver Broncos at 14:53

1-10-NO 39 (14:53) (Shotgun) T.Siemian pass incomplete deep left to D.Thomas.  
 2-10-NO 39 (14:47) (Shotgun) D.Booker left guard to NO 38 for 1 yard (S.Rankins).  
 3-9-NO 38 (14:12) (Shotgun) T.Siemian pass short left to E.Sanders pushed ob at NO 32 for 6 yards (K.Vaccaro) [D.Ellerbe].  
 4-3-NO 32 (13:48) **B.McManus 50 yard field goal is GOOD, Center-C.Kreiter, Holder-R.Dixon.**

|  |
|--|
| <b>DEN 10 NO 0, 4 plays, 7 yards, 1:11 drive, 1:18 elapsed</b> |
|--|

B.McManus kicks 65 yards from DEN 35 to end zone, Touchback.

## New Orleans Saints at 13:42

1-10-NO 25 (13:42) M.Ingram left guard to NO 28 for 3 yards (T.Ward; J.Crick).  
 2-7-NO 28 (13:12) (Shotgun) M.Ingram left guard to NO 32 for 4 yards (S.Williams).  
 3-3-NO 32 (12:37) M.Ingram left end to NO 35 for 3 yards (W.Parks; C.Nelson). R4  
 1-10-NO 35 (11:59) (Shotgun) D.Brees pass short left to T.Hightower pushed ob at NO 46 for 11 yards (T.Ward). Pass 7, YAC 4 P5  
 1-10-NO 46 (11:35) T.Hightower left end to NO 49 for 3 yards (T.Davis).  
 2-7-NO 49 (10:59) (Shotgun) D.Brees pass incomplete deep middle to J.Hill.  
 3-7-NO 49 (10:55) (Shotgun) D.Brees pass incomplete deep left to B.Cooks.  
 4-7-NO 49 (10:49) T.Morstead punts 41 yards to DEN 10, Center-J.Drescher, fair catch by J.Norwood.

## Denver Broncos at 10:42

1-10-DEN 11 (10:42) The punt went to the 10 yard line, and was the 11 on the change-of-possession. T.Siemian pass incomplete short left to V.Green.  
 2-10-DEN 11 (10:37) D.Booker right guard to DEN 12 for 1 yard (D.Tapp).  
 3-9-DEN 12 (10:01) (Shotgun) T.Siemian pass deep right to D.Thomas to DEN 29 for 17 yards (J.Byrd). Pass 16, YAC 1 P7  
 1-10-DEN 29 (9:25) D.Booker right tackle to DEN 32 for 3 yards (D.Ellerbe; T.Davison).  
 2-7-DEN 32 (8:53) T.Siemian pass short left to E.Sanders to DEN 44 for 12 yards (S.Moore). Pass 5, YAC 7 P8  
 1-10-DEN 44 (8:11) T.Siemian scrambles left guard to DEN 45 for 1 yard (N.Fairley).  
 2-9-DEN 45 (7:27) (Shotgun) T.Siemian pass short left to D.Thomas to NO 45 for 10 yards (D.Breaux). Pass 8, YAC 2 P9  
 1-10-NO 45 (6:47) K.Bibbs right tackle to NO 44 for 1 yard (C.Jordan).  
 2-9-NO 44 (6:08) T.Siemian pass incomplete short middle to K.Bibbs.  
*Penalty on DEN-M.Schofield, Ineligible Downfield Pass, declined. There was no foul given for intentional grounding. After the penalty for ineligible downfield was marked off, the Saints declined the penalty. Incomplete pass, 3rd down on the 44.*  
 3-9-NO 44 (6:03) (Shotgun) T.Siemian sacked at 50 for -6 yards (D.Ellerbe).  
 4-15-50 (5:26) R.Dixon punts 38 yards to NO 12, Center-C.Kreiter. J.Byrd to NO 14 for 2 yards (B.Fowler).

## New Orleans Saints at 5:18

1-10-NO 14 (5:18) T.Hightower left guard to NO 16 for 2 yards (J.Crick).  
 2-8-NO 16 (4:45) D.Brees pass short left to M.Thomas to NO 23 for 7 yards (C.Harris Jr.). Pass 3, YAC 4  
 3-1-NO 23 (4:09) M.Ingram right end to NO 22 for -1 yards (V.Miller).  
 4-2-NO 22 (3:36) T.Morstead punts 38 yards to DEN 40, Center-J.Drescher. J.Norwood to DEN 47 for 7 yards (J.Lampman).  
*PENALTY on DEN-C.Latimer, Illegal Block Above the Waist, 10 yards, enforced at DEN 40.*

## Denver Broncos at 3:27

1-10-DEN 30 (3:27) D.Booker right tackle to DEN 32 for 2 yards (C.Jordan).  
 2-8-DEN 32 (2:52) D.Booker left end to DEN 39 for 7 yards (D.Ellerbe).  
 3-1-DEN 39 (2:11) T.Siemian left guard to DEN 41 for 2 yards (P.Kruger). R10

## Two-Minute Warning

1-10-DEN 41 (2:00) (Shotgun) K.Bibbs left tackle to 50 for 9 yards (C.Robertson; K.Vaccaro).  
 2-1-50 (1:30) (Shotgun) T.Siemian pass short right to E.Sanders to NO 41 for 9 yards (S.Moore). P11  
 Timeout #1 by NO at 01:18.  
 1-10-NO 41 (1:18) (Shotgun) T.Siemian pass incomplete deep right to E.Sanders.  
 2-10-NO 41 (1:12) (Shotgun) T.Siemian pass short right to D.Thomas pushed ob at NO 40 for 1 yard (K.Vaccaro). Pass -1, YAC 2  
 3-9-NO 40 (1:07) (Shotgun) T.Siemian pass short right to V.Green to NO 31 for 9 yards (D.Ellerbe; K.Vaccaro) [N.Fairley]. P12  
 1-10-NO 31 (:36) (No Huddle, Shotgun) T.Siemian pass short left intended for E.Sanders INTERCEPTED by S.Moore at NO 30. S.Moore to NO 38 for 8

**Denver Broncos vs New Orleans Saints at Mercedes-Benz Superdome**

yards (M.Garcia).

**New Orleans Saints at 0:29**

- 1-10-NO 38 (:29) (Shotgun) D.Brees pass short left to W.Snead pushed ob at DEN 38 for 24 yards (D.Stewart). Pass 12, YAC 12 P6
- 1-10-DEN 38 (:23) (Shotgun) D.Brees pass deep left to M.Thomas ran ob at DEN 22 for 16 yards. DEN-K.Webster was injured during the play. His return is Questionable. Pass 16, YAC 0 P7  
Timeout #2 by DEN at 00:19.
- 1-10-DEN 22 (:13) (Shotgun) D.Brees pass short left to T.Cadet to DEN 16 for 6 yards (D.Stewart). Pass -7, YAC 13  
Timeout #2 by NO at 00:13.
- 2-4-DEN 16 (:13) (Shotgun) D.Brees scrambles left tackle to DEN 12 for 4 yards (L.Doss). R8  
Timeout #3 by NO at 00:02.
- 1-10-DEN 12 (:02) **W.Lutz 30 yard field goal is GOOD, Center-J.Drescher, Holder-T.Morstead.**

|  |
|--|
| <b>DEN 10 NO 3, 5 plays, 50 yards, 0:29 drive, 15:00 elapsed</b> |
|--|

**END OF QUARTER**

|                           | Score     | Time Poss   | First Downs |          |          |          | Efficiencies |            |
|---------------------------|-----------|-------------|-------------|----------|----------|----------|--------------|------------|
|                           |           |             | R           | P        | X        | T        | 3 Down       | 4 Down     |
| <b>Denver Broncos</b>     | <b>10</b> | <b>9:33</b> | <b>1</b>    | <b>5</b> | <b>0</b> | <b>6</b> | <b>3/5</b>   | <b>0/0</b> |
| <b>New Orleans Saints</b> | <b>3</b>  | <b>5:27</b> | <b>2</b>    | <b>3</b> | <b>0</b> | <b>5</b> | <b>1/3</b>   | <b>0/0</b> |

# Third Quarter

11/13/2016

## Play By Play

DEN elects to Receive, and NO elects to defend the South goal.

W.Lutz kicks 65 yards from NO 35 to end zone, Touchback.

### Denver Broncos at 15:00

- 1-10-DEN 25 (15:00) T.Siemian pass short right to V.Green pushed ob at DEN 40 for 15 yards (C.Robertson). Pass -5, YAC 20 P13
- 1-10-DEN 40 (14:31) D.Booker left end to DEN 49 for 9 yards (C.Robertson).
- 2-1-DEN 49 (13:52) D.Booker left tackle to DEN 49 for no gain (C.Jordan).
- 3-1-DEN 49 (13:10) D.Booker right guard to DEN 49 for no gain (C.Robertson; D.Tapp).
- 4-1-DEN 49 (12:27) R.Dixon punts 41 yards to NO 10, Center-C.Kreiter, fair catch by J.Byrd.

### New Orleans Saints at 12:20

- 1-10-NO 10 (12:20) (Shotgun) D.Brees pass short right to W.Snead to NO 11 for 1 yard (T.Ward). Pass 0, YAC 1
  - 2-9-NO 11 (11:47) D.Brees right end to NO 16 for 5 yards (J.Simmons).
  - 3-4-NO 16 (11:10) (Shotgun) D.Brees pass short middle to W.Snead to NO 30 for 14 yards (K.Webster). Pass 10, YAC 4 P9
  - 1-10-NO 30 (10:36) (Shotgun) M.Ingram left tackle to NO 40 for 10 yards (T.Ward; C.Nelson). R10
  - 1-10-NO 40 (9:48) (Shotgun) D.Brees pass short middle to T.Cadet pushed ob at DEN 40 for 20 yards (T.Davis). Pass 4, YAC 16 P11
  - 1-10-DEN 40 (9:22) D.Brees pass deep left to B.Cooks to DEN 3 for 37 yards (T.Ward). Pass 33, YAC 4 P12
  - 1-3-DEN 3 **(8:35) (Shotgun) D.Brees pass short left to W.Snead for 3 yards, TOUCHDOWN. Pass 3, YAC 0** P13
- W.Lutz extra point is GOOD, Center-J.Drescher, Holder-T.Morstead.

**DEN 10 NO 10, 7 plays, 90 yards, 3:50 drive, 6:30 elapsed**

W.Lutz kicks 65 yards from NO 35 to end zone, Touchback.

### Denver Broncos at 8:30

- 1-10-DEN 25 (8:30) T.Siemian pass incomplete short right.
- 2-10-DEN 25 (8:23) T.Siemian pass incomplete short right to D.Thomas [D.Tapp].
- 3-10-DEN 25 (8:19) (Shotgun) T.Siemian pass short middle to E.Sanders to DEN 38 for 13 yards (J.Byrd). Pass 5, YAC 8 P14
- 1-10-DEN 38 (7:39) D.Booker right guard to DEN 43 for 5 yards (D.Ellerbe; N.Fairley).
- 2-5-DEN 43 (7:04) T.Siemian pass incomplete short right to V.Green (D.Ellerbe).  
Timeout #1 by DEN at 07:00.
- 3-5-DEN 43 (7:00) (Shotgun) T.Siemian pass short left to A.Derby to NO 45 for 12 yards (K.Vaccaro). Pass 9, YAC 3 P15
- 1-10-NO 45 (6:28) K.Bibbs left end to NO 44 for 1 yard (V.Bell).
- 2-9-NO 44 (5:50) (Shotgun) T.Siemian pass incomplete short middle to V.Green (V.Bell).
- 3-9-NO 44 (5:46) (Shotgun) T.Siemian pass short middle intended for D.Thomas INTERCEPTED by K.Vaccaro [C.Jordan] at NO 32. K.Vaccaro to DEN 38 for 30 yards (R.Okung).

### New Orleans Saints at 5:35

- 1-10-DEN 38 (5:35) D.Brees pass short right to T.Hightower to DEN 15 for 23 yards (V.Miller). P14  
*Penalty on DEN-S.Ray, Illegal Use of Hands, declined. Pass 23, YAC 0*
  - 1-10-DEN 15 (5:17) T.Hightower right guard to DEN 12 for 3 yards (A.Gotsis; T.Davis).
  - 2-7-DEN 12 (4:43) (Shotgun) D.Brees pass short right to M.Ingram pushed ob at DEN 5 for 7 yards (V.Miller). Pass 7, YAC 0 P15
  - 1-5-DEN 5 **(4:05) D.Brees pass short right to W.Snead for 5 yards, TOUCHDOWN.** P16
- W.Lutz extra point is GOOD, Center-J.Drescher, Holder-T.Morstead.

**DEN 10 NO 17, 4 plays, 38 yards, 1:36 drive, 11:01 elapsed**

W.Lutz kicks 65 yards from NO 35 to end zone, Touchback.

### Denver Broncos at 3:59

- 1-10-DEN 25 (3:59) T.Siemian pass deep left to D.Thomas to DEN 43 for 18 yards (D.Breaux). Pass 19, YAC -1 P16
- 1-10-DEN 43 (3:24) D.Booker right guard to NO 48 for 9 yards (V.Bell).
- 2-1-NO 48 (2:39) T.Siemian pass short middle to A.Janovich to NO 39 for 9 yards (P.Kruger). Pass 9, YAC 0 P17
- 1-10-NO 39 (2:03) K.Bibbs left end to NO 35 for 4 yards (D.Breaux; N.Stupar).
- 2-6-NO 35 (1:24) T.Siemian sacked at NO 37 for -2 yards (S.Rankins).
- 3-8-NO 37 (:42) (Shotgun) T.Siemian pass short left to D.Thomas to NO 19 for 18 yards (K.Vaccaro). Pass 6, YAC 12 P18
- 1-10-NO 19 (:06) D.Booker right tackle to NO 18 for 1 yard (D.Ellerbe; C.Robertson).

### END OF QUARTER

|                    | Score | Time | First Downs |   |   |   | Efficiencies |        |
|--------------------|-------|------|-------------|---|---|---|--------------|--------|
|                    |       | Poss | R           | P | X | T | 3 Down       | 4 Down |
| Denver Broncos     | 10    | 9:34 | 0           | 6 | 0 | 6 | 3/5          | 0/0    |
| New Orleans Saints | 17    | 5:26 | 1           | 7 | 0 | 8 | 1/1          | 0/0    |

## Fourth Quarter

11/13/2016

## Play By Play

Denver Broncos continued.

- 2-9-NO 18 (15:00) (Shotgun) T.Siemian pass incomplete short left to V.Green.  
 3-9-NO 18 (14:57) (Shotgun) T.Siemian sacked at NO 24 for -6 yards (C.Robertson).  
 4-15-NO 24 (14:23) B.McManus 42 yard field goal is No Good, Wide Left, Center-C.Kreiter, Holder-R.Dixon.

## New Orleans Saints at 14:18

- 1-10-NO 32 (14:18) (Shotgun) M.Ingram left tackle to NO 40 for 8 yards (T.Davis).  
 2-2-NO 40 (13:42) (Shotgun) D.Brees pass short middle to M.Thomas to DEN 48 for 12 yards (B.Roby). FUMBLES (B.Roby), RECOVERED by DEN-D.Stewart at DEN 45. D.Stewart to NO 27 for 28 yards (D.Brees). Pass 5, YAC 7

## Denver Broncos at 13:29

- 1-10-NO 27 (13:29) (Shotgun) T.Siemian scrambles left end to NO 26 for 1 yard.  
 2-9-NO 26 (12:44) (Shotgun) T.Siemian pass short left to E.Sanders to NO 12 for 14 yards (J.Byrd) [K.Vaccaro]. Pass 9, YAC 5 P19  
1-10-NO 12 (12:06) D.Booker right tackle to NO 10 for 2 yards (N.Fairley).  
 2-8-NO 10 (11:28) (Shotgun) T.Siemian pass short left to J.Norwood to NO 2 for 8 yards (D.Breaux). Pass 8, YAC 0 P20  
1-2-NO 2 (10:47) D.Booker right guard to NO 3 for -1 yards (C.Jordan).  
 2-3-NO 3 (10:13) (Shotgun) T.Siemian pass short left to J.Norwood to NO 2 for 1 yard (D.Breaux). Pass 0, YAC 1  
 Timeout #2 by DEN at 09:41.  
 3-2-NO 2 (9:41) (Shotgun) T.Siemian pass short left to D.Thomas for 2 yards, TOUCHDOWN. Pass 2, YAC 0 P21  
 B.McManus extra point is GOOD, Center-C.Kreiter, Holder-R.Dixon.

|   |
|---|
| DEN 17 NO 17, 7 plays, 27 yards, 3:52 drive, 5:23 elapsed |
|---|

B.McManus kicks 65 yards from DEN 35 to end zone, Touchback.

## New Orleans Saints at 9:37

- 1-10-NO 25 (9:37) T.Hightower left tackle to NO 27 for 2 yards (S.Williams).  
 2-8-NO 27 (9:05) T.Hightower left tackle to NO 30 for 3 yards (J.Crick).  
 3-5-NO 30 (8:31) (Shotgun) D.Brees sacked at NO 20 for -10 yards (S.Barrett).  
 4-15-NO 20 (7:54) T.Morstead punts 50 yards to DEN 30, Center-J.Drescher. J.Norwood to DEN 47 for 17 yards (S.Barrington).

## Denver Broncos at 7:41

- 1-10-DEN 47 (7:41) T.Siemian sacked at DEN 46 for -1 yards (K.Vaccaro).  
*PENALTY on NO-K.Vaccaro, Unnecessary Roughness, 15 yards, enforced at DEN 46. Siemian scrambled toward the sideline, and was hit just as he was crossing the white line.* X22  
1-10-NO 39 (7:16) K.Bibbs right tackle to NO 37 for 2 yards (T.Davison).  
 2-8-NO 37 (6:42) T.Siemian pass incomplete short right to E.Sanders (S.Moore).  
 3-8-NO 37 (6:39) (Shotgun) T.Siemian pass short left to J.Norwood to NO 28 for 9 yards (S.Moore). Pass 5, YAC 4 P23  
1-10-NO 28 (6:01) D.Booker right tackle to NO 26 for 2 yards (K.Vaccaro).  
 2-8-NO 26 (5:23) T.Siemian pass short right to D.Booker pushed ob at NO 16 for 10 yards (S.Moore). Pass -1, YAC 11 P24  
1-10-NO 16 (4:53) K.Bibbs left tackle to NO 13 for 3 yards (C.Robertson).  
 Timeout #1 by NO at 04:45.  
 2-7-NO 13 (4:45) *PENALTY on NO, Defensive 12 On-field, 5 yards, enforced at NO 13 - No Play.*  
 2-2-NO 8 (4:45) D.Booker right end to NO 12 for -4 yards (C.Jordan).  
 3-6-NO 12 (4:04) (Shotgun) T.Siemian pass short right to D.Booker to NO 10 for 2 yards (K.Crawley). Pass 2, YAC 0  
 4-4-NO 10 (3:27) B.McManus 28 yard field goal is GOOD, Center-C.Kreiter, Holder-R.Dixon.

|  |
|--|
| DEN 20 NO 17, 10 plays, 43 yards, 2 penalties, 4:18 drive, 11:37 elapsed |
|--|

B.McManus kicks 64 yards from DEN 35 to NO 1. T.Hightower MUFFS catch, and recovers at NO -1. T.Hightower to NO 13 for 14 yards (Z.Anderson).

## New Orleans Saints at 3:23, (1st play from scrimmage 3:20)

- 1-10-NO 13 (3:20) (Shotgun) D.Brees pass incomplete short right to M.Thomas [V.Miller].  
 2-10-NO 13 (3:15) (Shotgun) D.Brees pass short middle to M.Thomas to NO 18 for 5 yards (J.Crick). FUMBLES (J.Crick), RECOVERED by DEN-T.Ward at NO 20. T.Ward to NO 20 for no gain (C.Fleener). Pass 3, YAC 2

## Denver Broncos at 3:08

- 1-10-NO 20 (3:08) D.Booker right guard to NO 20 for no gain (P.Kruger).  
 Timeout #2 by NO at 03:04.  
 2-10-NO 20 (3:04) D.Booker right end to NO 18 for 2 yards (V.Bell).  
 Timeout #3 by NO at 03:00.  
 3-8-NO 18 (3:00) (Shotgun) T.Siemian pass incomplete deep right to E.Sanders.

**Denver Broncos vs New Orleans Saints at Mercedes-Benz Superdome**

4-8-NO 18 (2:55) B.McManus 37 yard field goal is GOOD, Center-C.Kreiter, Holder-R.Dixon.

**DEN 23 NO 17, 4 plays, 2 yards, 0:18 drive, 12:10 elapsed**

B.McManus kicks 65 yards from DEN 35 to end zone, Touchback.

**New Orleans Saints at 2:50**

1-10-NO 25 (2:50) (Shotgun) D.Brees pass incomplete short middle to B.Cooks.

2-10-NO 25 (2:45) (Shotgun) D.Brees pass deep right to B.Cooks pushed ob at DEN 46 for 29 yards (B.Roby). Pass 28, YAC 1

P17

1-10-DEN 46 (2:39) (Shotgun) M.Ingram right guard to DEN 41 for 5 yards (C.Nelson; W.Parks).

2-5-DEN 41 (2:10) (Shotgun) M.Ingram left tackle to DEN 38 for 3 yards (C.Nelson).

Two-Minute Warning

3-2-DEN 38 (2:00) (Shotgun) D.Brees pass short middle to M.Ingram to DEN 32 for 6 yards (C.Harris Jr.). Pass 2, YAC 4

P18

1-10-DEN 32 (1:30) (Shotgun) D.Brees pass deep middle to B.Cooks for 32 yards, TOUCHDOWN.

P19

W.Lutz extra point is Blocked (J.Simmons), Center-J.Drescher, Holder-T.Morstead. DEFENSIVE TWO-POINT ATTEMPT. W.Parks recovered the blocked kick. ATTEMPT SUCCEEDS.

The Replay Official reviewed the runner was in bounds ruling, and the play was Upheld. The ruling on the field stands.

**DEN 25 NO 23, 6 plays, 75 yards, 1:28 drive, 13:38 elapsed**

W.Lutz kicks onside 11 yards from NO 35 to NO 46. D.Thomas (didn't try to advance) to NO 46 for no gain (W.Snead).

**Denver Broncos at 1:22, (1st play from scrimmage 1:21)**

1-10-NO 46 (1:21) T.Siemian kneels to NO 47 for -1 yards.

2-11-NO 47 (:40) T.Siemian kneels to NO 48 for -1 yards.

**END OF QUARTER**

|                    | Score | Time Poss | First Downs |   |   |   | Efficiencies |        |
|--------------------|-------|-----------|-------------|---|---|---|--------------|--------|
|                    |       |           | R           | P | X | T | 3 Down       | 4 Down |
| Denver Broncos     | 25    | 10:32     | 0           | 5 | 1 | 6 | 2/5          | 0/0    |
| New Orleans Saints | 23    | 4:28      | 0           | 3 | 0 | 3 | 1/2          | 0/0    |

# Miscellaneous Statistics Report

Denver Broncos vs New Orleans Saints  
11/13/2016 at Mercedes-Benz Superdome

## Ten Longest Plays for Denver Broncos

| Yards | Qtr | Play Start  | Play Description   |
|-------|-----|-------------|--|
| 18    | 1   | 2-8-50      | (10:02) T.Siemian pass deep right to J.Taylor to NO 32 for 18 yards (V.Bell). Pass 16, YAC 2   |
| 18    | 3   | 1-10-DEN 25 | (3:59) T.Siemian pass deep left to D.Thomas to DEN 43 for 18 yards (D.Breaux). Pass 19, YAC -1   |
| 18    | 3   | 3-8-NO 37   | (:42) (Shotgun) T.Siemian pass short left to D.Thomas to NO 19 for 18 yards (K.Vaccaro). Pass 6, YAC 12  |
| 17    | 2   | 3-9-DEN 12  | (10:01) (Shotgun) T.Siemian pass deep right to D.Thomas to DEN 29 for 17 yards (J.Byrd). Pass 16, YAC 1  |
| 15    | 3   | 1-10-DEN 25 | (15:00) T.Siemian pass short right to V.Green pushed ob at DEN 40 for 15 yards (C.Robertson). Pass -5, YAC 20  |
| 14    | 1   | 2-4-DEN 21  | (12:25) T.Siemian pass short left to D.Thomas pushed ob at DEN 35 for 14 yards (V.Bell). Pass 10, YAC 4  |
| 14    | 1   | 3-4-NO 14   | (5:51) (Shotgun) T.Siemian pass incomplete short right to J.Taylor (J.Byrd).<br>Denver challenged the incomplete pass ruling, and the play was REVERSED.<br>(Shotgun) T.Siemian pass short right to J.Taylor for 14 yards, TOUCHDOWN. Pass 14, YAC 0 |
| 14    | 4   | 2-9-NO 26   | (12:44) (Shotgun) T.Siemian pass short left to E.Sanders to NO 12 for 14 yards (J.Byrd) [K.Vaccaro]. Pass 9, YAC 5   |
| 14    | 4   | 1-10-DEN 47 | (7:41) T.Siemian sacked at DEN 46 for -1 yards (K.Vaccaro).<br>PENALTY on NO-K.Vaccaro, Unnecessary Roughness, 15 yards, enforced at DEN 46. Siemian scrambled toward the sideline, and was hit just as he was crossing the white line.              |
| 13    | 3   | 3-10-DEN 25 | (8:19) (Shotgun) T.Siemian pass short middle to E.Sanders to DEN 38 for 13 yards (J.Byrd). Pass 5, YAC 8   |

## Ten Longest Plays for New Orleans Saints

| Yards | Qtr | Play Start  | Play Description   |
|-------|-----|-------------|--|
| 37    | 3   | 1-10-DEN 40 | (9:22) D.Brees pass deep left to B.Cooks to DEN 3 for 37 yards (T.Ward). Pass 33, YAC 4                                |
| 32    | 4   | 1-10-DEN 32 | (1:30) (Shotgun) D.Brees pass deep middle to B.Cooks for 32 yards, TOUCHDOWN.  |
| 29    | 4   | 2-10-NO 25  | (2:45) (Shotgun) D.Brees pass deep right to B.Cooks pushed ob at DEN 46 for 29 yards (B.Roby). Pass 28, YAC 1          |
| 24    | 2   | 1-10-NO 38  | (:29) (Shotgun) D.Brees pass short left to W.Snead pushed ob at DEN 38 for 24 yards (D.Stewart). Pass 12, YAC 12       |
| 23    | 3   | 1-10-DEN 38 | (5:35) D.Brees pass short right to T.Hightower to DEN 15 for 23 yards (V.Miller).                                      |
| 20    | 3   | 1-10-NO 40  | (9:48) (Shotgun) D.Brees pass short middle to T.Cadet pushed ob at DEN 40 for 20 yards (T.Davis). Pass 4, YAC 16       |
| 19    | 1   | 3-5-NO 30   | (4:41) (Shotgun) D.Brees pass deep left to B.Coleman pushed ob at NO 49 for 19 yards (J.Simmons; T.Ward). Pass 17, YAC |
| 18    | 1   | 1-10-NO 49  | (4:04) (Shotgun) D.Brees pass deep left to C.Fleener pushed ob at DEN 33 for 18 yards (V.Miller). Pass 16, YAC 2       |
| 16    | 2   | 1-10-DEN 38 | (:23) (Shotgun) D.Brees pass deep left to M.Thomas ran ob at DEN 22 for 16 yards. DEN-K.Webster was injured during the |
| 14    | 3   | 3-4-NO 16   | (11:10) (Shotgun) D.Brees pass short middle to W.Snead to NO 30 for 14 yards (K.Webster). Pass 10, YAC 4               |

## Touchdown Scoring Information

|                |                    | Offense | Defense | Special Teams |
|----------------|--------------------|---------|---------|---------------|
| <b>VISITOR</b> | Denver Broncos     | 2       | 0       | 0             |
| <b>HOME</b>    | New Orleans Saints | 3       | 0       | 0             |

## Player Scoring Information

| Club | Player    | TD | Rush TD | Rec TD | KO TD | Punt TD | Int TD | Fum TD | Misc TD | FG | XP | 2Pt Rush | 2Pt Rec | Sfty | Points |
|------|-----------|----|---------|--------|-------|---------|--------|--------|---------|----|----|----------|---------|------|--------|
| DEN  | B.McManus | 0  | 0       | 0      | 0     | 0       | 0      | 0      | 0       | 3  | 2  | 0        | 0       | 0    | 11     |
| DEN  | D.Thomas  | 0  | 0       | 1      | 0     | 0       | 0      | 0      | 0       | 0  | 0  | 0        | 0       | 0    | 6      |
| DEN  | J.Taylor  | 0  | 0       | 1      | 0     | 0       | 0      | 0      | 0       | 0  | 0  | 0        | 0       | 0    | 6      |
| NO   | W.Snead   | 0  | 0       | 2      | 0     | 0       | 0      | 0      | 0       | 0  | 0  | 0        | 0       | 0    | 12     |
| NO   | B.Cooks   | 0  | 0       | 1      | 0     | 0       | 0      | 0      | 0       | 0  | 0  | 0        | 0       | 0    | 6      |
| NO   | W.Lutz    | 0  | 0       | 0      | 0     | 0       | 0      | 0      | 0       | 1  | 2  | 0        | 0       | 0    | 5      |

## Possession Detail

|                             | First Half |      | Second Half |      | Game    |       |
|-----------------------------|------------|------|-------------|------|---------|-------|
|                             | Visitor    | Home | Visitor     | Home | Visitor | Home  |
| Largest Lead                | 10         | 0    | 6           | 7    | 10      | 7     |
| Drives Leading              | 4          | 0    | 3           | 1    | 7       | 1     |
| Time of Possession Leading  | 12:01      | 0:00 | 4:20        | 0:49 | 16:21   | 0:49  |
| Largest Deficit             | 0          | -10  | -7          | -6   | -7      | -10   |
| Drives Trailing             | 0          | 5    | 2           | 3    | 2       | 8     |
| Time of Possession Trailing | 0:00       | 8:44 | 8:33        | 5:33 | 8:33    | 14:17 |
| Times Score Tied Up         |            | 0    |             | 3    |         | 3     |
| Lead Changes                |            | 1    |             | 3    |         | 4     |

# Playtime Percentage

*Percent of playtime per player on offense, defense and special teams*

| Denver Broncos |    |         |         |               | New Orleans Saints |    |         |         |               |
|----------------|----|---------|---------|---------------|--------------------|----|---------|---------|---------------|
|                |    | Offense | Defense | Special Teams |                    |    | Offense | Defense | Special Teams |
| R Okung        | T  | 84 100% |         | 6 22%         | M Unger            | C  | 51 100% |         | 4 15%         |
| M Garcia       | G  | 84 100% |         | 6 22%         | J Evans            | G  | 51 100% |         | 4 15%         |
| M Schofield    | T  | 84 100% |         | 6 22%         | Z Strief           | T  | 51 100% |         | 4 15%         |
| M Paradis      | C  | 84 100% |         | 6 22%         | A Peat             | T  | 51 100% |         | 4 15%         |
| T Siemian      | QB | 84 100% |         |               | D Brees            | QB | 51 100% |         |               |
| E Sanders      | WR | 76 90%  |         |               | M Thomas           | WR | 44 86%  |         | 1 4%          |
| D Thomas       | WR | 72 86%  |         | 1 4%          | S Kelemete         | C  | 42 82%  |         | 4 15%         |
| D Booker       | RB | 60 71%  |         |               | B Cooks            | WR | 38 75%  |         | 1 4%          |
| V Green        | TE | 59 70%  |         | 10 37%        | C Fleener          | TE | 32 63%  |         |               |
| D Stephenson   | T  | 53 63%  |         | 6 22%         | W Snead            | WR | 30 59%  |         | 1 4%          |
| J Norwood      | WR | 46 55%  |         | 5 19%         | J Hill             | TE | 26 51%  |         | 20 74%        |
| A Derby        | TE | 45 54%  |         | 6 22%         | M Ingram           | RB | 22 43%  |         |               |
| T Sambrailo    | T  | 31 37%  |         |               | B Coleman          | WR | 15 29%  |         | 6 22%         |
| K Bibbs        | RB | 18 21%  |         | 7 26%         | J Phillips         | TE | 15 29%  |         | 6 22%         |
| J Taylor       | WR | 17 20%  |         | 9 33%         | T Hightower        | RB | 14 27%  |         | 6 22%         |
| B Fowler       | WR | 10 12%  |         | 13 48%        | T Cadet            | RB | 10 20%  |         | 15 56%        |
| A Janovich     | FB | 10 12%  |         | 12 44%        | T Lelito           | G  | 9 18%   |         | 10 37%        |
| J Heurman      | TE | 6 7%    |         |               | J Kuhn             | FB | 9 18%   |         | 6 22%         |
| C Latimer      | WR | 1 1%    |         | 14 52%        | K Vaccaro          | SS |         | 84 100% | 12 44%        |
| B Roby         | CB |         | 51 100% | 4 15%         | C Robertson        | LB |         | 84 100% | 12 44%        |
| T Ward         | SS |         | 51 100% |               | V Bell             | FS |         | 84 100% | 11 41%        |
| C Harris       | CB |         | 51 100% |               | S Moore            | CB |         | 84 100% | 1 4%          |
| V Miller       | LB |         | 51 100% |               | C Jordan           | DE |         | 79 94%  | 7 26%         |
| D Stewart      | FS |         | 49 96%  | 1 4%          | D Breaux           | CB |         | 77 92%  |               |
| J Crick        | DE |         | 47 92%  | 12 44%        | P Kruger           | DE |         | 66 79%  | 7 26%         |
| S Williams     | NT |         | 39 76%  | 5 19%         | D Ellerbe          | LB |         | 66 79%  | 7 26%         |
| T Davis        | LB |         | 30 59%  | 7 26%         | J Byrd             | FS |         | 63 75%  | 8 30%         |
| B Marshall     | LB |         | 30 59%  |               | N Fairley          | DT |         | 61 73%  |               |
| D Ware         | LB |         | 30 59%  |               | S Rankins          | DT |         | 49 58%  |               |
| C Nelson       | LB |         | 21 41%  | 21 78%        | T Davison          | DT |         | 43 51%  | 7 26%         |
| K Webster      | CB |         | 21 41%  | 15 56%        | B Webb             | CB |         | 25 30%  | 1 4%          |
| S Ray          | LB |         | 19 37%  |               | D Tapp             | DE |         | 20 24%  | 7 26%         |
| B Winn         | DE |         | 16 31%  | 6 22%         | N Stupar           | LB |         | 18 21%  | 23 85%        |
| W Parks        | SS |         | 14 27%  | 17 63%        | D Onyemata         | DE |         | 15 18%  |               |
| A Gotsis       | DE |         | 14 27%  | 6 22%         | K Edebali          | DE |         | 4 5%    | 9 33%         |
| S Barrett      | LB |         | 10 20%  | 12 44%        | K Crawley          | CB |         | 3 4%    | 16 59%        |
| D Kilgo        | NT |         | 8 16%   | 1 4%          | S Keo              | SS |         |         | 15 56%        |
| J Simmons      | FS |         | 5 10%   | 18 67%        | S Barrington       | LB |         |         | 15 56%        |
| L Doss         | CB |         | 4 8%    | 1 4%          | J Lampman          | WR |         |         | 15 56%        |
| D Watson       | LB |         |         | 20 74%        | W Lutz             | K  |         |         | 8 30%         |
| Z Anderson     | LB |         |         | 14 52%        | J Drescher         | LS |         |         | 8 30%         |
| B McManus      | K  |         |         | 12 44%        | T Morstead         | P  |         |         | 8 30%         |
| C Kreiter      | LS |         |         | 9 33%         | T Hills            | T  |         |         | 4 15%         |
| R Dixon        | P  |         |         | 9 33%         | R Harper           | SS |         |         | 2 7%          |
|                |    |         |         |               | D Harris           | CB |         |         | 2 7%          |