

BUFFALO BILLS

2016 WEEKLY RELEASE



REGULAR SEASON WEEK 12
BUFFALO BILLS VS. JACKSONVILLE JAGUARS

SUNDAY, NOVEMBER 27, 2016 - 1:00 p.m.





REGULAR SEASON WEEK 12: BUFFALO BILLS VS. JACKSONVILLE JAGUARS
SUNDAY, NOVEMBER 27, 2016 1:00 p.m. CBS-TV

BILLS WELCOME THE JAGS TO BUFFALO

The Buffalo Bills return home to New Era Field this week to take on the Jacksonville Jaguars with kickoff at 1:00 p.m. on Sunday. Sunday's game will mark the 14th regular season meeting between Buffalo and Jacksonville.

BILLS-JAGUARS REGULAR SEASON SERIES

- Overall regular season record: 7-6
- Bills at home against Jaguars: 3-3
- Last meeting at home: 12/2/2012, W 34-18
- First regular season meeting: 12/14/1997, L 14-20 at Buffalo
- Last regular season meeting: 10/25/2015, L 31-34 in London

BROADCAST INFO

TELEVISION: CBS-TV
PRODUCER: Steve McKee
DIRECTOR: Jim Cornell
PLAY-BY-PLAY: Andrew Catalon
COLOR ANALYST: Steve Tasker
COLOR ANALYST: Steve Beuerlein



BILLS RADIO NETWORK

PLAY-BY-PLAY: John Murphy (29th year, 13th as play-by-play)
COLOR ANALYST: Mark Kelso (11th year)
SIDELINE: Sal Capaccio (3rd year)

2016 SCHEDULE (5-5)

WEEK	DATE	OPPONENT	TIME/RESULT
1	9/11/16	at Baltimore Ravens	L, 7-13
2	9/15/16	NEW YORK JETS	L, 31-37
3	9/25/16	ARIZONA CARDINALS	W, 33-18
4	10/2/16	at New England Patriots	W, 16-0
5	10/9/16	at Los Angeles Rams	W, 30-19
6	10/16/16	SAN FRANCISCO 49ers	W, 45-16
7	10/23/16	at Miami Dolphins	L, 25-28
8	10/30/16	NEW ENGLAND PATRIOTS	L, 25-41
9	11/7/16	at Seattle Seahawks	L, 25-31
10		BYE WEEK	
11	11/20/16	at Cincinnati Bengals	W, 16-12
12	11/27/16	JACKSONVILLE JAGUARS	1:00 p.m.
13	12/4/16	at Oakland Raiders	4:05 p.m.
14	12/11/16	PITTSBURGH STEELERS	1:00 p.m.
15	12/18/16	CLEVELAND BROWNS	1:00 p.m.
16	12/24/16	MIAMI DOLPHINS	1:00 p.m.
17	1/1/17	at New York Jets	1:00 p.m.

MEDIA SCHEDULE

TUESDAY, NOV. 22

No Media Availability

WEDNESDAY, NOV. 23

Coach Ryan Available: 12:05 PM
 Practice: 12:30 PM (Stretch & Individual only)
 Player Availability: Post-Practice
 Jaguars HC Gus Bradley Conference Call 10:30 a.m.
 Jaguars QB Blake Bortles Conference Call 3:20 p.m.

THURSDAY, NOV. 24

Practice: 11:45 AM (Stretch & Individual only)
 Coach Ryan Available: Post-Practice
 Player Availability: Post-Practice

FRIDAY, NOV. 25

Practice: 11:25 AM (Stretch & Individual only)
 Coach Ryan Available: Post-Practice
 Player Availability: Post-Practice
 Assistant Coaches Available Upon Request (Please submit requests to a member of the Bills media relations department by Wednesday at noon)

SATURDAY, NOV. 26

No Media Availability

SUNDAY, NOV. 27

1:00 p.m. Bills vs. Jaguars at New Era Field

Scott Berchtold - Senior Vice President/Communications
 scott.berchtold@bills.nfl.net :: 716-312-8701

Kevin Kearns - Manager of Media Relations
 kevin.kearns@bills.nfl.net :: 716-312-8704

Kristy Boncal - Alumni & Media Coordinator
 kristy.boncal@bills.nfl.net :: 716-312-8620

Chris Jenkins - Executive Director of Media Relations
 chris.jenkins@bills.nfl.net :: 716-312-8702

Chris Fanelli - Coordinator of Media Relations
 chris.fanelli@bills.nfl.net :: 716-312-8717

BILLS 2016 REGULAR SEASON STATISTICS

BUFFALO BILLS / WEEK 11 / THROUGH SUNDAY, NOVEMBER 20, 2016

WON 5, LOST 5				* RUSHING	No.	Yds	Avg	Long	TD
09/11 L 7-13	at Baltimore	71,104	McCoy	138	716	5.2	53	7	
09/15 L 31-37	New York Jets	70,256	Taylor	63	401	6.4	49	4	
09/25 W 33-18	Arizona	68,647	Gillislee	56	326	5.8	44t	4	
10/02 W 16-0	at New England	66,829	J. Williams	17	61	3.6	9	1	
10/09 W 30-19	at Los Angeles	83,679	Tate	2	18	9.0	14	0	
10/16 W 45-16	San Francisco	70,003	Schmidt	1	16	16.0	16	0	
10/23 L 25-28	at Miami	65,658	Manuel	5	13	2.6	8	0	
10/30 L 25-41	New England	70,442	Felton	5	12	2.4	6	0	
11/07 L 25-31	at Seattle	69,084	Harvin	1	11	11.0	11	0	
11/20 W 16-12	at Cincinnati	61,356	Woods	1	6	6.0	6	0	
11/27	Jacksonville		Bush	9	-2	-2	5	1	
12/04	at Oakland		TEAM	298	1578	5.3	53	17	
12/11	Pittsburgh		OPPONENTS	268	1073	4.0	53	12	
12/18	Cleveland		* RECEIVING	No.	Yds	Avg	Long	TD	
12/24	Miami		Woods	42	493	11.7	29	1	
01/01	at New York Jets		Clay	34	306	9.0	33	0	

	Buff.	Opp.	McCoy	26	144	5.5	15	1			
TOTAL FIRST DOWNS	202	214	Goodwin	18	316	17.6	84t	3			
Rushing	88	64	W. Powell	13	141	10.8	35	0			
Passing	93	124	Gillislee	8	40	5.0	18t	1			
Penalty	21	26	O'Leary	7	94	13.4	28	0			
3rd Down: Made/Att	51/131	51/127	Bush	7	90	12.9	25	0			
3rd Down Pct.	38.9	40.2	Tate	6	96	16.0	34	0			
4th Down: Made/Att	6/10	2/9	Hunter LG	6	71	11.8	30t	3			
4th Down Pct.	60.0	22.2	Hunter TM	6	71	11.8	30t	3			
POSSESSION AVG.	29:32	30:28	Watkins	6	63	10.5	19	0			
TOTAL NET YARDS	3435	3460	Salas	4	89	22.3	71t	1			
Avg. Per Game	343.5	346.0	Felton	3	31	10.3	22	0			
Total Plays	625	630	Harvin	2	6	3.0	5	0			
Avg. Per Play	5.5	5.5	J. Williams	1	0	0.0	0	0			
NET YARDS RUSHING	1578	1073	TEAM	183	1980	10.8	84t	10			
Avg. Per Game	157.8	107.3	OPPONENTS	204	2590	12.7	66t	11			
Total Rushes	298	268	* INTERCEPTIONS	No.	Yds	Avg	Long	TD			
NET YARDS PASSING	1857	2387	Gilmore	4	104	26.0	49	0			
Avg. Per Game	185.7	238.7	Robey-Coleman	2	44	22.0	41t	1			
Sacked/Yards Lost	26/123	31/203	Graham	1	0	0.0	0	0			
Gross Yards	1980	2590	White	1	0	0.0	0	0			
Att./Completions	301/183	331/204	TEAM	8	148	18.5	49	1			
Completion Pct.	60.8	61.6	OPPONENTS	4	31	7.8	31	0			
Had Intercepted	4	8	* PUNTING	No.	Yds	Avg	Net	TB	In	Lg	B
PUNTS/AVERAGE	46/42.1	42/42.1	Schmidt	46	1937	42.1	38.6	2	17	58	0
NET PUNTING AVG.	46/38.6	42/36.9	TEAM	46	1937	42.1	38.6	2	17	58	0
PENALTIES/YARDS	81/733	79/633	OPPONENTS	42	1769	42.1	36.9	2	9	62	1
FUMBLES/BALL LOST	11/2	18/6	* PUNT RETURNS	Ret	FC	Yds	Avg	Long	TD		
TOUCHDOWNS	30	23	Tate	16	9	165	10.3	31	0		
Rushing	17	12	Bush	2	2	13	6.5	13	0		
Passing	10	11	W. Powell	0	1	0	---	---	0		
Returns	3	0	TEAM	18	12	178	9.9	31	0		

* SCORE BY PERIODS	Q1	Q2	Q3	Q4	OT	PTS	OPPONENTS	21	5	121	5.8	22	0	
TEAM	65	62	61	65	0	253	* KICKOFF RETURNS	No.	Yds	Avg	Long	TD		
OPPONENTS	45	88	38	44	0	215	Tate	14	342	24.4	45	0		
* SCORING	TD-Ru-Pa-Rt	K-PAT	FG	S	PTS	Bush	5	103	20.6	35	0			
Carpenter	0	0	0	0	25/27	14/18	0	67	Felton	2	18	9.0	11	0
McCoy	8	7	1	0			0	48	O'Leary	1	13	13.0	13	0
Gillislee	5	4	1	0			0	30	TEAM	22	476	21.6	45	0
Taylor	4	4	0	0			0	26	OPPONENTS	32	670	20.9	73	0
Goodwin	3	0	3	0			0	18	* FIELD GOALS	1-19	20-29	30-39	40-49	50+
Hunter LG	3	0	3	0			0	18	Carpenter	1/ 1	5/ 5	3/ 3	4/ 7	1/2
Hunter TM	3	0	3	0			0	18	TEAM	1/ 1	5/ 5	3/ 3	4/ 7	1/2
Robey-Coleman	2	0	0	2			0	12	OPPONENTS	0/ 0	3/ 3	8/ 8	3/ 4	4/4
Bush	1	1	0	0			0	8	Carpenter:	(49N)	(39G)	(19G,45G)	(34G,43G,47N,44G)	
Salas	1	0	1	0			0	6	(23G)	(40G)	(29G)	(23G,49N)	(31G,54N)	(26G,54G,20G)
A. Williams	1	0	0	1			0	6	OPP:	(50G,37G)	(28G,29G,36G)	(60G)	(48N)	(37G,32G,
J. Williams	1	1	0	0			0	6	54G,22G)	(33G,48G,47G)	(36G,33G)	(51G,32G)	(49G)	()
Woods	1	0	1	0			0	6						
O'Leary	0	0	0	0			0	2						
TEAM	30	17	10	3	25/27	14/18	0	253						
OPPONENTS	23	12	11	0	19/21	18/19	1	215						

2-Pt Conv: Bush, O'Leary, Taylor, TM 3-3, OPP 1-2
 SACKS: Alexander 10, Hughes 5, K. Williams 3.5,
 Z. Brown 3, A. Washington 2.5, Lawson 2, Dareus 1.5, Douzable 1.5, P. Brown 1, Graham 1, TM 31, OPP 26

FUM/LOST: McCoy 3/0, Taylor 3/1, Bush 1/0, Manuel 1/0, Schmidt 1/0, J. Williams 1/1, Wood 1/0

* PASSING	Att	Cmp	Yds	Cmp%	Yds/Att	TD	TD%	Int	Int%	Long	Sack/Lost	Rating
Taylor	295	181	1935	61.4	6.56	10	3.4	4	1.4	84t	25/ 121	86.2
Manuel	5	2	45	40.0	9.00	0	0.0	0	0.0	35	1/ 2	72.9
J. Williams	1	0	0	0.0	0.00	0	0.0	0	0.0	---	0/ 0	39.6
TEAM	301	183	1980	60.8	6.58	10	3.3	4	1.3	84t	26/ 123	85.7
OPPONENTS	331	204	2590	61.6	7.82	11	3.3	8	2.4	66t	31/ 203	87.1

BILLS 2016 REGULAR SEASON STATISTICS

2016 DEFENSIVE STATS

DEFENSIVE TACKLES

PLAYER	Solo	Assist	TFL	TOTAL
Z. Brown	67	34	9	101
P. Brown	44	30	3	74
R. Darby	37	5	1	42
C. Graham	31	11	2	42
L. Alexander	28	10	8	38
K. Williams	26	11	8	37
S. Gilmore	30	5	0	35
J. Hughes	22	8	6	30
R. Blanton	18	8	0	26
L. Douzable	11	10	3	21
A. Williams	13	7	1	20
N. Robey-Coleman	14	3	1	17
A. Washington	9	6	3	15
C. White	11	2	0	13
C. Bryant	5	6	0	11
L. McCray	4	6	0	10
J. Worthy	4	6	1	10
M. Dareus	6	2	2	8
K. Seymour	7	0	0	7
B. Spikes	3	3	0	6
S. Lawson	4	2	3	6
D. Williams	4	0	0	4
J. Meeks	1	3	0	4
R. Humber	2	0	0	2
J. Ihedigbo	1	0	0	1
TOTAL	402	178	51	580

FUMBLE RECOVERIES

P. Brown	2
N. Robey-Coleman	1
A. Williams	1
C. Graham	1
TOTAL	5

PASSES DEFENSED

R. Darby	10
S. Gilmore	10
C. Graham	7
A. Williams	5
N. Robey-Coleman	5
J. Hughes	3
L. Alexander	2
C. White	1
D. Williams	1
A. Washington	1
J. Meeks	1
P. Brown	1
M. Dareus	1
K. Seymour	1
TOTAL	49

SACKS

L. Alexander	10.0
J. Hughes	5.0
K. Williams	3.5
Z. Brown	3.0
A. Washington	2.0
S. Lawson	2.0
L. Douzable	1.5
C. Graham	1.0
P. Brown	1.0
M. Dareus	1.0
TOTAL	30.0

INTERCEPTIONS

S. Gilmore	4
N. Robey-Coleman	2
C. Graham	1
C. White	1
TOTAL	8

FUMBLES FORCED

L. Alexander	3
Z. Brown	2
P. Brown	1
J. Hughes	1
L. McCray	1
TOTAL	8

DEFENSIVE TOUCHDOWNS

N. Robey-Coleman	2
A. Williams	1
TOTAL	3

SPECIAL TEAMS TACKLES

PLAYER	Solo	Assist	TOTAL
R. Blanton	9	0	9
J. Meeks	8	0	8
R. Humber	5	2	7
L. Alexander	3	3	6
K. Seymour	5	0	5
N. Robey-Coleman	4	0	4
M. Gillislee	4	0	4
L. McCray	2	2	4
C. Graham	3	0	3
P. Brown	2	0	2
G. Sanborn	0	2	2
C. Anderson	2	0	2
C. White	1	1	2
S. Brown	0	2	2
W. Powell	1	1	2
J. Williams	0	1	1
TOTAL	49	14	63

2016 AFC EAST STANDINGS

TEAM	W	L	HOME	ROAD	PF	PA
New England	8	2	3-2	5-0	271	180
Miami	6	4	4-1	2-3	218	216
Buffalo	5	5	2-2	3-3	253	215
New York	3	7	1-3	2-4	179	244

BILLS 2016 RANKINGS

OFFENSE

Category	Total	AFC Rank	NFL Rank
Total Yards/Game	343.5	8th	18th
Points Per Game	25.3	6th	10th
Passing Yards/Game	185.7	16th	32nd
Passing Yards/Attempt	6.67	14th	29th
Interceptions	4	T-2nd	T-5th
Rushing Yards/Game	157.8	1st	1st
Rushing Yards/Play	5.3	1st	1st
Times Sacked	26	T-13th	T-28th
1st Downs/Game	20.2	9th	17th
3rd Down Efficiency	38.9%	7th	17th
4th Down Efficiency	60%	5th	9th
Time of Possession	29:31	11th	21st
Punt Return Average	9.9	4th	12th
Kick Return Average	21.6	9th	18th
Net Punt Average	38.6	14th	28th
Field Goal Percentage	78%	12th	24th

DEFENSE

Category	Total	AFC Rank	NFL Rank
Total Yards/Game	346.0	6th	12th
Points Per Game	21.5	T-5th	T-12th
Passing Yards/Game	238.7	6th	11th
Passing Yards/Attempt	7.8	9th	19th
Interceptions	8	T-9th	T-15th
Rushing Yards/Game	107.3	7th	20th
Rushing Yards/Play	4.0	5th	12th
Sacks	31	1st	T-1st
1st Downs/Game	21.4	14th	26th
3rd Down Efficiency	40.2%	11th	19th
4th Down Efficiency	22.2%	3rd	4th
Time of Possession	30:28	11th	21st
Punt Return Average	5.8	3rd	4th
Kick Return Average	20.9	6th	10th
Net Punt Average	36.9	2nd	4th
Field Goal Percentage	95%	T-14th	T-29th

>>> THE BILLS ARE
FIRST IN THE NFL
IN RUSHING YARDS PER GAME
AND PLAY THIS SEASON



LAST GAME: BILLS-BENGALS

REGULAR SEASON WEEK 11 – Bills 16, Bengals 12
November 20, 2016 – Paul Brown Stadium – 61,356

The Buffalo Bills used an effective rushing attack and stingy defensive performance to top the Cincinnati Bengals 16-12 at Paul Brown Stadium. The win pulls the Bills even at 5-5 with four of the next five games at home.

RB Mike Gillislee stepped in for an injured LeSean McCoy and rushed for 72 yards on 14 carries. Before leaving the game, McCoy rushed for 33 yards and a touchdown and QB Tyrod Taylor chipped in 39 rushing yards to pace a 183-yard day.

Taylor had an efficient day through the air, spreading 19 completions and 166 yards amongst seven different receivers. WR Brandon Tate had a team-high and season-high 48 receiving yards, WR Robert Woods had 41 receiving yards in the first quarter and TE Charles Clay caught five passes for 23 yards.

Defensively, LB Zach Brown notched 12 tackles to push his season-total to a career-high 101. CB Stephon Gilmore recorded two interceptions for the second time this season, becoming the first Bill since Jairus Byrd in 2009 to record multiple 2+ INT games in a season, and added six tackles. Marcell Dareus and Adolphus Washington split a sack on the game's first play and the defense pitched a second half shutout to preserve the victory.

Cincinnati was led by QB Andy Dalton, who threw and ran for a touchdown. RB Jeremy Hill had a team-high 62 rushing yards, WR Tyler Boyd caught six passes for a game-high 54 yards and his first career touchdown and LB Vontaze Burfict had a game-high 13 tackles to go along with one sack.

TEAM	1	2	3	4	Final
BILLS	7	3	3	3	16
BENGALS	6	6	0	0	12

TEAM	QTR.	TIME	SCORING PLAY	DRIVE	SCORE
Bills	1	8:52	L.McCoy 7 yd. run (D.Carpenter kick)	8-75, 4:23	7-0
Bengals	1	2:34	A.Dalton 2 yd. run (kick failed, hru)	13-75, 6:18	7-6
Bills	2	9:03	D.Carpenter 26 yd. Field Goal	4--5, 2:05	10-6
Bengals	2	3:10	T.Boyd 1 yd. pass from A.Dalton (kick failed, hru)	13-66, 5:53	10-12
Bills	3	10:25	D.Carpenter 54 yd. Field Goal	8-32, 4:35	13-12
Bills	4	12:05	D.Carpenter 20 yd. Field Goal	15-88, 8:12	16-12

	BUF	CIN
First Downs	20	23
Rushes-Yards	34-183	27-93
Net Passing Yards	159	207
Total Net Yards	425	278
Passing (A-C-I)	19-27-1	24-43-2
Sacked by Opp.	2-7	1-0
Punts-Average	5-38.4	6-44.5
Fumbles-Lost	1-0	2-0
Penalties	9-75	4-25
Time of Poss.	32:11	27:49

WHAT TO LOOK FOR

OFFENSE

QB Tyrod Taylor

- Needs 31 rushing yards to reach 1,000 as a Bill. Would become the 3rd QB in franchise history to reach 1,000 rushing yards. (Jim Kelly and Joe Ferguson). Would be the 26th player in team history with over 1,000 rushing yards.
- Needs one rushing touchdown to reach 10 for his career.
- Looking to rush for over 20 yards in his 10th consecutive game, which would be a franchise record for a QB.
- Needs 30 passing yards to reach 5,000 as a Bill

TE Charles Clay

- Needs four receptions to reach 250 for his career.
- Needs two touchdowns to reach 20 for his career.

RB LeSean McCoy

- Needs three touchdowns to reach 70 for his career. Would be the third active player with over 70 touchdowns.
- Needs 140 yards from scrimmage to reach 1,000 on the season. Would be his seventh straight season with over 1,000 yards from scrimmage.

WR Robert Woods

- Needs six receptions to reach 200 for his career. Will be the fourth player in franchise history with 200 catches in his first four seasons.

RB Reggie Bush

- Needs two receiving touchdowns to reach 20 for his career.

DEFENSE

DT Marcell Dareus

- Needs one sack to reach 33.0 for his career and tie Bryce Paup for 10th on the franchise's career sack list.

LB Shaq Lawson

- Needs one sack to become the 14th rookie in franchise history with 3.0 sacks in his first season and two sacks to become the 8th rookie with 4.0 sacks in his first season.

LB Preston Brown

- Needs one tackle to reach 300 tackles for his career.

DE Adolphus Washington

- Needs half a sack to become the 14th rookie in franchise history with 3.0 sacks in his first season and 1.5 sacks to become the 8th rookie with 4.0 sacks in his first season.

CB Ronald Darby

- Will play in his 25th career game

SPECIAL TEAMS

K Dan Carpenter

- Needs 16 points to reach 450 as a Bill
- Needs 41 points to reach 1,000 for his career.



QUOTE OF THE WEEK

Bills HC Rex Ryan on the play of CB Stephon Gilmore:

"I'm challenging him to be the player that I know he is and he has responded. These last few weeks, he has been as good as any corner in the league. And that's what we need to do and that's what type of play you need from him."

BILLS-JAGUARS SERIES HIGHS

RUSHING YARDS

Bills: 109, Fred Jackson 12/2/2012 @ BUF

Jaguars: 115, T.J. Yeldon 10/25/2015 @ London

RECEIVING YARDS

Bills: 197, Terrell Owens 11/22/2009 @ JAX

Jaguars: 98, Allen Robinson 10/25/2015 @ London

PASSING YARDS

Bills: 314, Drew Bledsoe 9/14/2003 @ JAX

Jaguars: 317, Mark Brunell 12/14/1997 @ BUF

TALE OF THE TAPE - 2016 STATS

Bills	Category	Jaguars
5-5	Record	2-8
253	Points Scored	193
215	Points Allowed	265
30	Touchdowns Scored	21
23	Touchdowns Allowed	27
17	Rushing TDs	3
10	Passing TDs	18
3	Return TDs	0
12	Rushing TDs Allowed	10
11	Passing TDs Allowed	14
0	Return TDs Allowed	3
26/123	Sacked/Yards Lost	21/124
11/2	Fumbles/Lost	14/9
4	Had Intercepted	13
14/18	Field Goals Made/Attempted	15/18
343.5	Average Yards Per Game	337.5
346.0	Opp. Average Yards Per Game	322.6
157.8	Average Rushing Yards Per Game	87.6
107.3	Opp. Avg. Rushing Yards Per Game	113.0
185.7	Average Passing Yards Per Game	249.9
238.7	Opp. Avg. Passing Yards Per Game	209.6
+8	Turnover Ratio	-15
29:31	Average Time of Possession	28:23
18th/1st/32nd	NFL Rank-Total Offense/Run/Pass	21st/26th/17th
12th/20th/11th	Rank-Total Defense/Run/Pass	7th/23rd/5th
At OAK	Next Week	Vs DEN

2016 BILLS/JAGUARS LEADERS

BILLS

PASSING

Tyrod Taylor - 1935 yards

EJ Manuel - 45 yards

RUSHING

LeSean McCoy - 716 yards

Tyrod Taylor - 401 yards

Mike Gillislee - 326 yards

Jonathan Williams - 61 yards

Brandon Tate - 18 yards

RECEIVING

Robert Woods - 493 yards

Marquise Goodwin - 316 yards

Charles Clay - 306 yards

LeSean McCoy - 144 yards

Walter Powell - 141 yards

Brandon Tate - 96 yards

Nick O'Leary - 94 yards

Reggie Bush - 90 yards

POINTS

Dan Carpenter - 67 points

LeSean McCoy - 48 points

Mike Gillislee - 30 points

Tyrod Taylor - 26 points

Marquise Goodwin - 18 points

Justin Hunter - 18 points

INTERCEPTIONS

Stephon Gilmore - 4

Nickell Robey-Coleman - 2

Corey Graham - 1

Corey White - 1

SACKS

Lorenzo Alexander - 10.0

Jerry Hughes - 5.0

Kyle Williams - 3.5

Zach Brown - 3.0

Adolphus Washington - 2.5

TACKLES

Zach Brown - 101

Preston Brown - 74

Ronald Darby - 42

Corey Graham - 42

Lorenzo Alexander - 38

Kyle Williams - 37

JAGUARS

Blake Bortles - 2326 yards

Chris Ivory - 306 yards

T.J. Yeldon - 301 yards

Blake Bortles - 213 yards

Denard Robinson - 35 yards

Marqise Lee - 23 yards

Allen Robinson - 567 yards

Marqise Lee - 544 yards

Allen Hurns - 465 yards

Julius Thomas - 281 yards

T.J. Yeldon - 217 yards

Mercedes Lewis - 169 yards

Arrelious Benn - 116 yards

Chris Ivory - 106 yards

Jason Myers - 63 points

Allen Robinson - 38 points

Julius Thomas - 24 points

Allen Hurns - 12 points

T.J. Yeldon - 12 points

Blake Bortles - 8 points

Paul Posluszny - 1

Tashaun Gibson - 1

Yannick Ngakoue - 1

Yannick Ngakoue - 5.0

Dante Fowler Jr. - 2.5

Malik Jackson - 2.5

Tyson Alualu - 2.0

Paul Posluszny - 1.5

Paul Posluszny - 85

Telvin Smith - 79

Johnathan Cyprien - 76

Jalen Ramsey - 44

Prince Amukamara - 26

Dante Fowler Jr. - 23

FORMER BILLS / JAGUARS

- Bills DE **Leger Douzable** played in Jacksonville from 2010-11, notching a career-high six starts in his last season there.
- Bills S **Sergio Brown** spent the 2015 season as a Jaguar.
- Bills Senior Offensive Assistant **Chris Palmer** served as the Jaguars' offensive coordinator in 1997-98.
- Bills Offensive Coordinator **Anthony Lynn** was the Jaguars' running backs coach from 2003-04.
- Jaguars LB **Paul Posluszny** was drafted by the Bills and played there from 2007-10.
- Jaguars Offensive Line Coach/Assistant Coach **Doug Marrone** served as the Bills' head coach from 2013-14. Jaguars Offensive Coordinator **Nathaniel Hackett** held the same role in Buffalo during Marrone's tenure.
- Jaguars Defensive Assistant **Monte Kiffin** was the Bills' linebackers coach in 1984-85.

HOMETOWN CONNECTIONS

- Bills WR **Robert Woods** and Jaguars WR **Marqise Lee** were teammates at Gardena Serra High School in Gardena, CA. Woods and Lee helped Gardena to the 2009 CIF State Championship, with Woods catching eight passes for 180 yards and two touchdowns and Lee recording an interception to lift Gardena over Kentfield Marin Catholic, 24-20, in the title game. The pair later played together at USC, combining for 378 receptions for 5,002 receiving yards and 51 touchdowns.
- Bills CB **Marcus Roberson** played at St. Thomas Aquinas High School in Fort Lauderdale, FL with Jaguars WR **Rashad Greene** from 2009-10. The pair won the 2010 5A State Championship game over Plant High School, 29-7, with Greene snagging six receptions for 148 yards and two touchdowns and Roberson intercepting one pass in the title game. Jaguars C **Brandon Linder** played with the pair during the 2009 campaign.
- Bills G **John Miller** and Jaguars WR **Allen Hurns** are both from Miami, FL. Miller's Central High School topped Hurns' Carol City High School 36-0 in the pair's only varsity meeting.

>>> JAGUARS LB **PAUL POSLUSZNY** WAS THE BILLS 2ND ROUND DRAFT PICK IN 2007 AND HE PLAYED IN BUFFALO FROM 2007-10.

PRO CONNECTIONS

- Bills RB **LeSean McCoy** and Jaguars WR **Arrelious Benn** played together with the Eagles from 2013-14.
- Bills G **Richie Incognito**, Bills RB **Reggie Bush** and Bills TE **Charles Clay** played with Jaguars QB **Chad Henne** on the Dolphins in 2011.
- Bills DE **Jerel Worthy** and Jaguars CB **Davon House** played on the Packers together from 2012-13.
- Jaguars RB **Chris Ivory** played under Bills HC **Rex Ryan** on the Jets from 2013-14.
- Bills LB **Lerentee McCray**, Jaguars DT **Malik Jackson** and Jaguars TE **Julius Thomas** played on the Broncos together from 2012-14.
- Bills LB **Zach Brown** and Jaguars DT **Sen'Derrick Marks** played on the Titans together in 2012.
- Bills QB Coach **David Lee** held the same position with the Miami Dolphins from 2008-10, where he coached Jaguars QB **Chad Henne**.

COLLEGE CONNECTIONS

- Bills CB **Stephon Gilmore** and Jaguars C **A.J. Cann** were teammates at South Carolina from 2010-11.
- Bills T **Seantrel Henderson**, Jaguars C **Brandon Linder** and Jaguars WR **Allen Hurns** were all part of the same recruiting class at Miami (FL) and played four seasons together.
- Bills T **Cordy Glenn** and Jaguars DT **Malik Jackson** played at Tennessee together in the 2010-11 seasons.
- Bills QB **EJ Manuel**, Bills TE **Nick O'Leary**, Bills CB **Ronald Darby**, Bills LS **Garrison Sanborn**, Jaguars WR **Rashad Greene**, Jaguars DB **Jalen Ramsey** and Jaguars LB **Telvin Smith** all played collegiately at Florida State.
- Bills LB **Ramon Humber** played under Jaguars HC **Gus Bradley** at North Dakota State in 2005, with Bradley serving as the assistant head coach/defensive coordinator.
- Bills Assistant Quarterbacks Coach **Jason Vrable**, Bills Defensive Line Coach **Jason Rebrovich** and Bills Assistant Strength and Conditioning Coach **Hal Luther** served under Jaguars Assistant Head Coach/Offensive Line Coach **Doug Marrone** at Syracuse University and with the Bills.
- Jaguars Defensive Assistant **Monte Kiffin** coached Jaguars WR **Marqise Lee**, Bills CB **Kevon Seymour**, Bills CB **Nickell Robey-Coleman** and Bills WR **Robert Woods** at USC.
- Bills T **Cyrus Kouandjio** and Jaguars RB **T.J. Yeldon** played together at Alabama, winning the 2012 and 2013 national championships together.



BILLS - PROJECTED STARTERS

OFFENSE

WR ROBERT WOODS - Leads the team with 42 catches for 493 yards and one touchdown on the season.

LT CORDY GLENN - Has started 69 games in his first five seasons.

LG RICHIE INCOGNITO - Was elected to the Pro Bowl in 2015 and has started in all 128 games he's appeared in during his NFL career.

C/G RYAN GROY - Has appeared in 18 games in his career, starting in four games.

RG JOHN MILLER - Has started in all 22 games he's appeared in so far in Buffalo.

RT JORDAN MILLS - Has played in 49 games with 44 starts during his NFL career.

TE CHARLES CLAY - Has 34 receptions for 306 yards this season.

WR MARQUISE GOODWIN - Has 18 catches for 316 yards and three touchdowns this season.

QB TYROD TAYLOR - Has completed 181 of his 295 passes for 1,935 yards, 10 touchdowns and four interceptions this season. Also has added 401 yards and four touchdowns on the ground. Threw for 3,035 yards, 20 touchdowns and 6 interceptions, added another 568 yards rushing and four touchdowns in 2015 on the way to his first Pro Bowl appearance.

RB LESEAN MCCOY - Has totaled 716 yards and seven touchdowns on 138 carries this season. Also has 26 catches for 144 yards and a touchdown. A four-time Pro Bowler who rushed for 895 yards and three touchdowns, adding 292 yards receiving and two touchdowns in 2015.

FB JEROME FELTON - Has played in 25 games for the Bills and has helped block for the number one rushing offense in the NFL in the past two seasons.

KEY RESERVES

RB MIKE GILLISLEE - Has 56 rush attempts for 326 yards and four touchdowns on the season and has eight receptions for 40 yards and a touchdown.

WR WALT POWELL - Has 13 receptions for 141 yards this season.

WR BRANDON TATE - Has totaled 342 yards on 14 kick returns and 165 yards on 16 punt returns this year.

WR JUSTIN HUNTER - Has six catches for 71 yards and three touchdowns this season.

TE NICK O'LEARY - Has seven catches for 94 yards this season.

T SEANTREL HENDERSON - Has played in 27 games with 26 starts in his career.

DEFENSE

DT KYLE WILLIAMS - Has 37 tackles, 3.5 sacks, eight tackles for a loss and 11 QB hits this season. Has started 141-of-146 games and earned four-time Pro Bowl honors (2010, 2012, 2013, and 2014).

NT MARCELL DAREUS - Has eight tackles, 1.5 sacks, one pass defended, two QB hits and two tackles for a loss in his two games this season.

DE CORBIN BRYANT - Has recorded 11 tackles so far this season. Missed the last two games with an injury.

LB JERRY HUGHES - Has totaled 30 tackles, five sacks, one forced fumble and three passes defended on the season. Also has six tackles for a loss and nine QB hits.

LB ZACH BROWN - Leads the team and ranks third in the league with 101 tackles on the season. He also has three sacks, two forced fumbles, six QB hits and nine tackles for a loss.

LB PRESTON BROWN - Has totaled 74 tackles, one sack, three tackles for a loss, two quarterback hits, one forced fumble and two fumble recoveries so far this season.

LB LORENZO ALEXANDER - Has totaled 38 tackles, is tied for the league lead with 10.0 sacks, eight tackles for a loss, 15 QB hits, two passes defended and three forced fumbles on the year.

CB RONALD DARBY - Has recorded 42 tackles, one QB hit, one tackle for a loss and 10 passes defended this season.

CB STEPHON GILMORE - Has totaled 35 tackles, four interceptions and 10 passes defended this season.

S COREY GRAHAM - Has 42 tackles, one sack, two tackles for a loss, one QB hit, one interception and seven passes defended.

S ROBERT BLANTON - Has 26 tackles so far this season.

KEY RESERVES

CB NICKELL ROBEY-COLEMAN - Has 17 tackles, one fumble recovery, five passes defended, two interceptions, one tackle for a loss, one forced fumble and two touchdowns this season.

DE ADOLPHUS WASHINGTON - Has totaled 15 tackles, 2.5 sacks, one pass defended, three QB hits and three tackles for a loss so far in his rookie season.

DT JEREL WORTHY - Has 10 tackles and one tackle for a loss this season.

DT LEGER DOUZABLE - Has totaled 21 tackles, 1.5 sacks, three tackles for a loss and seven QB hits this season.

DT SHAQ LAWSON - Has six tackles, two sacks, three QB hits and three tackles for a loss in his four games this season.

CB KEVON SEYMOUR - Has seven tackles and one pass defended this year.

POSITION-BY-POSITION BREAKDOWN

QUARTERBACKS (3)

No	Name	Pos	HT	WT	Exp	College
3	EJ Manuel	QB	6'4	237	4	Florida State
5	Tyrod Taylor	QB	6'1	215	6	Virginia Tech
7	Cardale Jones	QB	6'5	250	R	Ohio State

EJ MANUEL finished his third pro season starting two games and throwing for 561 yards on 52-of-84 passing with three touchdowns and three interceptions...**TYROD TAYLOR** has completed 181 of his 295 passes for 1,935 yards, 10 touchdowns and four interceptions this season. He also has added 401 yards and four touchdowns on the ground. Threw for 3,035 yards, 20 touchdowns and 6 interceptions, added another 568 yards rushing and four touchdowns in 2015 on the way to his first Pro Bowl appearance...**CARDALE JONES** was drafted by the Bills in the fourth round (139th overall) in the 2016 NFL Draft. He played three years at Ohio State appearing in 23 games and went 11-0 as a starter



RUNNING BACKS (5)

No	Name	Pos	HT	WT	Exp	College
22	Reggie Bush	RB	6'0	201	11	Southern California
25	LeSean McCoy	RB	5'11	208	8	Pittsburgh
31	Jonathan Williams	RB	6'0	223	R	Arkansas
35	Mike Gillislee	RB	5'11	219	3	Florida
42	Jerome Felton	FB	6'0	248	9	Furman

REGGIE BUSH has seven receptions for 90 yards, nine rushes for -2 yards and a touchdown and five punt returns for 103 yards...**LESEAN MCCOY** has 716 yards and seven touchdowns on 138 carries this season. He also has 26 catches for 144 yards and a touchdown. A four-time Pro Bowler who rushed for 895 yards and three touchdowns, adding 292 yards receiving and two touchdowns in 2015.... **JONATHAN WILLIAMS** has 17 carries for 61 yards and one touchdown this season. He was drafted by the Bills in the fifth round (156th overall) in the 2016 NFL Draft. The former Arkansas Razorback missed his senior season with a foot injury. In his three years in college, he managed to rush for 2,321 yards and 16 touchdowns, while adding another 345 yards and six touchdowns receiving... **MIKE GILLISLEE** has 56 rush attempts for 326 yards and four touchdowns on the season and has eight receptions for 40 yards and a touchdown...**JEROME FELTON** has played in 25 games for the Bills and has helped block for the number one rushing offense in the NFL in the past two seasons.



POSITION-BY-POSITION BREAKDOWN

WIDE RECEIVERS (6)

No	Name	Pos	HT	WT	Exp	College
10	Robert Woods	WR	6'0	190	4	Southern California
11	Percy Harvin	WR	5'11	184	8	Florida
15	Brandon Tate	WR	6'1	195	8	North Carolina
17	Justin Hunter	WR	6'4	203	4	Tennessee
19	Walt Powell	WR	6'0	189	2	Murray State
88	Marquise Goodwin	WR	5'9	179	4	Texas

ROBERT WOODS leads the team with 42 catches for 493 yards and one touchdown on the season...**PERCY HARVIN** has two catches for six yards and one rush for 11 yards on the season...**BRANDON TATE** has caught six passes for 96 yards and totaled 342 yards on 14 kick returns and 165 yards on 16 punt returns this year...**JUSTIN HUNTER** has six catches for 71 yards and three touchdowns this season...**WALT POWELL** has 13 receptions for 141 yards this season...**MARQUISE GOODWIN** has 18 catches for 316 yards and three touchdowns this season.



TIGHT ENDS (3)

No	Name	Pos	HT	WT	Exp	College
84	Nick O'Leary	TE	6'3	252	1	Florida State
85	Charles Clay	TE	6'3	255	6	Tulsa
87	Gerald Christian	TE	6'3	250	1	Louisville

NICK O'LEARY has seven catches for 94 yards this season...
CHARLES CLAY has 34 receptions for 306 yards this season...
GERALD CHRISTIAN has appeared in two games this season.



POSITION-BY-POSITION BREAKDOWN

OFFENSIVE LINE (8)

No	Name	Pos	HT	WT	Exp	College
64	Richie Incognito	G	6'3	319	10	Nebraska
66	Seantrel Henderson	T	6'7	331	3	Miami
67	Patrick Lewis	C	6'1	311	4	Texas A&M
71	Cyrus Kouandjio	T	6'7	332	3	Alabama
72	Ryan Groy	C/G	6'5	320	3	Wisconsin
76	John Miller	G	6'2	312	2	Louisville
77	Cordy Glenn	T	6'6	345	5	Georgia
79	Jordan Mills	T	6'5	316	4	Louisiana Tech

RICHIE INCOGNITO was elected to the Pro Bowl in 2015 and has started in all 128 games he's appeared in during his career... **SEANTREL HENDERSON** has played in 27 games with 26 starts in his career... **PATRICK LEWIS** has played in 17 games with 13 career starts along the offensive line of the Seattle Seahawks... **CYRUS KOUANDJIO** has played in 19 games in his career with the Bills... **RYAN GROY** has appeared in 18 games in his career, starting in four games... **JOHN MILLER** has started in all 22 games he's appeared in so far in Buffalo... **CORDY GLENN** has started 69 games in his first five seasons. Helped pave the way for the number one rushing offense in the NFL during the 2015 season... **JORDAN MILLS** has played in 49 games with 44 starts during his NFL career.



DEFENSIVE LINE (6)

No	Name	Pos	HT	WT	Exp	College
91	Leger Douzable	DE	6'4	284	7	Central Florida
92	Adolphus Washington	DT	6'4	295	R	Ohio State
94	Jerel Worthy	DE	6'2	308	3	Michigan State
95	Kyle Williams	DT	6'1	303	11	LSU
97	Corbin Bryant	DT	6'4	300	4	Northwestern
99	Marcell Dareus	NT	6'3	331	6	Alabama

LEGER DOUZABLE has totaled 21 tackles, 1.5 sacks, three tackles for a loss and seven QB hits this season... **ADOLPHUS WASHINGTON** has totaled 15 tackles, 2.5 sacks, one pass defended, three QB hits and three tackles for a loss so far in his rookie season... **JEREL WORTHY** has 10 tackles and one tackle for a loss this season... **KYLE WILLIAMS** has 15 tackles, 2.5 sacks, one pass defended, three QB hits and three tackles for a loss so far in his rookie season... **CORBIN BRYANT** has recorded 11 tackles so far this season... **MARCELL DAREUS** has eight tackles, 1.5 sacks, one pass defended, two QB hits and two tackles for a loss in his two games this season.



POSITION-BY-POSITION BREAKDOWN

LINEBACKERS (8)

No	Name	Pos	HT	WT	Exp	College
50	Ramon Humber	LB	5'11	235	8	North Dakota State
51	Brandon Spikes	LB	6'2	255	6	Florida
52	Preston Brown	LB	6'1	251	3	Louisville
53	Zach Brown	LB	6'1	248	5	UNC
55	Jerry Hughes	LB	6'2	254	7	TCU
56	Lerentee McCray	LB	6'3	249	4	Florida
57	Lorenzo Alexander	LB	6'1	245	10	California
90	Shaq Lawson	LB	6'3	270	R	Clemson

RAMON HUMBER has two tackles on defense and seven tackles on special teams...**BRANDON SPIKES** has totaled six tackles this season...**PRESTON BROWN** has totaled 74 tackles, one sack, three tackles for a loss, two quarterback hits, one forced fumble and two fumble recoveries so far this season...**ZACH BROWN** leads the team and ranks third in the league with 101 tackles on the season. He also has three sacks, two forced fumbles, six QB hits and nine tackles for a loss...**JERRY HUGHES** has totaled 30 tackles, five sacks, one forced fumble and three passes defended on the season. Also has six tackles for a loss and nine QB hits...**LERENTEE MCCRAY** has 10 tackles and one forced fumble this season...**LORENZO ALEXANDER** has totaled 38 tackles, is tied for the league lead with 10.0 sacks, eight tackles for a loss, 15 QB hits, two passes defended and three forced fumbles on the year...**SHAQ LAWSON** has six tackles, two sacks, three QB hits and three tackles for a loss in his four games this season

SPECIALISTS (3)

No	Name	Pos	HT	WT	Exp	College
2	Dan Carpenter	K	6'2	228	9	Montana
6	Colton Schmidt	P	5'11	224	3	California-Davis
65	Garrison Sanborn	LS	6'1	240	8	Florida State

DAN CARPENTER has hit 14 of his 18 field goal attempts this season and 25 of his 27 PATs...**COLTON SCHMIDT** has punted 46 times this season for an average of 42.1 yards per punt and has placed 17 punts inside the 20...**GARRISON SANBORN** has appeared in each of the team's 122 regular season games in his eight years with the Bills.

DEFENSIVE BACKS (11)

No	Name	Pos	HT	WT	Exp	College
20	Corey Graham	S	6'0	196	10	New Hampshire
21	Nickell Robey-Coleman	CB	5'8	165	4	Southern California
24	Stephon Gilmore	CB	6'1	190	5	South Carolina
26	Robert Blanton	S	6'1	200	5	Notre Dame
27	James Ihedigbo	S	6'1	214	9	Massachusetts
28	Ronald Darby	CB	5'11	195	2	Florida State
29	Kevon Seymour	CB	6'0	185	R	Southern California
30	Corey White	CB	6'1	210	5	Samford
36	Jonathan Meeks	S	6'0	209	4	Clemson
38	Sergio Brown	S	6'2	210	7	Notre Dame
39	Marcus Roberson	CB	6'0	194	3	Florida

COREY GRAHAM has 42 tackles, one sack, two tackles for a loss, one QB hit, one interception and seven passes defended...**NICKELL ROBEY-COLEMAN** has 17 tackles, one fumble recovery, five passes defended, two interceptions, one tackle for a loss, one forced fumble and two touchdowns this season...**STEPHON GILMORE** has totaled 35 tackles, four interceptions and 10 passes defended this season...**ROBERT BLANTON** has 26 tackles on the season...**JAMES IHEDIGBO** has one tackle so far this season...**RONALD DARBY** has recorded 42 tackles, one QB hit, one tackle for a loss and 10 passes defended this season...**KEVON SEYMOUR** has seven tackles and one pass defended this year...**COREY WHITE** has 13 tackles, one interception and one pass defended this season...**JONATHAN MEEKS** has four tackles on defense and one fumble recovery on special teams...**SERGIO BROWN** has two tackles on special teams this season for the Bills...**MARCUS ROBERSON** has appeared in one game so far this season with the Bills.

OFFENSE NOTES

WIN WITH THE RUN

The Bills picked up where they left off last season and are pounding the rock at a high level. After leading the NFL in rushing last season, the Bills are again at the top of the league in rushing yards per game:

NFL RUSHING LEADERS - 2016

RK.	TEAM	RUSHING YARDS PER GAME
1.	Buffalo	157.8
2.	Dallas	156.7
3.	Tennessee	140.8
4.	Houston	121.7
5.	San Francisco	119.8

The Bills also lead the NFL in yards per carry at 5.30 yards per carry:

NFL RUSHING LEADERS - 2016

RK.	TEAM	RUSHING YARDS PER CARRY
1.	Buffalo	5.30
2.	Miami	4.84
3.	Tennessee	4.74
4.	Dallas	4.71
5.	Washington	4.57

The Bills also have the most rushing touchdowns this year:

NFL RUSHING LEADERS - 2016

RK.	TEAM	RUSHING TOUCHDOWNS
1.	Buffalo	17
2.	Dallas	16
3.	New England	13
4t.	Seven teams tied	11

The Bills also lead the league with 49 rushes over 10 yards and 15 rushes over 20 yards:

NFL RUSHING LEADERS - 2016

RK.	TEAM	10+ YARD RUNS	10+ YARD TDS
1.	Buffalo	49	7
2.	Dallas	45	5
3.	Miami	40	4
4.	Tennessee	39	3
5.	Philadelphia	38	0

RK.	TEAM	20+ YARD RUNS	20+ YARD TDS
1.	Buffalo	15	4
2.	Oakland	11	2
3t.	Dallas	10	2
3t.	Miami	10	2

OFFENSE NOTES

PUTTING UP POINTS

The Bills have been consistently putting up points this season and rank sixth in the AFC with 25.3 points per game. Buffalo has 253 points this season, which is the most by the Bills through their first 10 games since 2002:

AFC SCORING LEADERS - 2016

RK.	TEAM	POINTS PER GAME
1.	San Diego	29.2
2.	Oakland	27.2
3.	New England	27.1
4.	Indianapolis	26.3
5.	Tennessee	25.5
6.	Buffalo	25.3

PRODUCING IN THE RED ZONE

The Bills have taken better advantage of their opportunities in the red zone this season, as they have scored touchdowns on 19 of their 30 trips inside this season. That touchdown efficiency currently ranks seventh in the NFL:

NFL RED ZONE LEADERS - 2016

RK.	TEAM	RED ZONE TD %
1.	Tennessee	27/36, 75%
2.	Indianapolis	23/32, 71.9%
3.	Carolina	21/31, 67.7%
4.	New Orleans	28/42, 66.7%
5.	New England	24/37, 64.9%
6.	Oakland	21/33, 63.6%
7.	Buffalo	19/30, 63.3%

SPECIAL TEAMS NOTES

LIMIT THE RETURN

The Bills punt coverage unit has been performing at a top level so far this season. Buffalo is allowing 5.8 yards per punt return which is the fourth lowest average in the NFL:

NFL PUNT RETURN LEADERS- 2016

RK.	TEAM	OPPONENT PUNT RETURN AVG
1.	Los Angeles	4.5
2.	San Diego	4.8
3.	New England	5.6
4.	Buffalo	5.8
5.	Tampa Bay	5.9

DEFENSE NOTES

GET AFTER THE QB

The Bills have been effective so far this season in regards to putting pressure on the opposing quarterback. Their 31 sacks are tied for the NFL lead this season:

NFL SACK LEADERS - 2016

RK.	TEAM	SACKS
1.	Buffalo	31.0
1t.	Seattle	31.0
3t.	Carolina	30.0
3t.	Tennessee	30.0
5.	Denver	29.0

HALFTIME ADJUSTMENTS

The Bills have been one of the best in the league this year at making changes in the second half and shutting down their opponents. Buffalo is allowing 8.2 points per game in the second half, which is the fourth fewest in the NFL:

NFL SCORING DEFENSE LEADERS - 2016

RK.	TEAM	POINTS PER GAME (Second Half Only)
1.	Kansas City	6.4
2.	Philadelphia	7.1
3.	Minnesota	7.5
4.	Buffalo	8.2
5.	NY Giants	8.5

SHUTTING DOWN THE RED ZONE

Buffalo has been able to limit the production of their opponents in the red zone this season because they have only allowed four 3rd down conversions in that area of the field:

NFL RED ZONE LEADERS - 2016

RK.	TEAM	RED ZONE 3RD DOWN %
1.	Philadelphia	2/14, 14.3%
2.	Pittsburgh	3/18, 16.7%
3.	Oakland	4/20, 20%
4.	Miami	3/13, 23.1%
5t.	Buffalo	4/16, 25%



TEAM NOTES

Keys To Success

Buffalo has used the turnover battle to stay in games this season. Their differential of +8 is fourth in the NFL:

NFL TURNOVER LEADERS - 2016

RK.	TEAM	TURNOVER DIFFERENTIAL
1t.	Kansas City	+13
1t.	Minnesota	+13
3.	Oakland	+10
4.	Buffalo	+8
5.	Seattle	+6

Buffalo has been able to stay in the positives when it comes to turnover differential because they are tied for the fewest giveaways in the league with 6:

NFL TURNOVER LEADERS - 2016

RK.	TEAM	GIVEAWAYS
1t.	Buffalo	6
1t.	Seattle	6
3t.	Dallas	7
3t.	Minnesota	7
3t.	Oakland	7

Buffalo has also been able to consistently put up points this season and has used that ability to have the 6th biggest scoring differential in the NFL:

NFL SCORING DIFFERENTIAL LEADERS - 2016

RK.	TEAM	SCORING DIFFERENTIAL
1.	Dallas	+98
2.	New England	+91
3.	Philadelphia	+55
4.	Denver	+50
5.	Seattle	+46
6.	Buffalo	+38





2016 BY THE NUMBERS

- 0** The Bills allowed zero points in their Week Four matchup with the Patriots. It was the first shutout by the Bills since 2013.
- 1ST** Lorenzo Alexander is the first Bill to participate in a sack in each of the team's first seven games of the season since sacks became an official stat in 1982.
- 1ST** Lorenzo Alexander is the first linebacker in Bills history with a sack in seven consecutive games.
- 2** Nickell Robey-Coleman has two defensive touchdowns on the season which leads the NFL. He has scored on a fumble recovery and on an interception.
- 3** LeSean McCoy is one of three active players with 65+ career touchdowns, 8,000 rushing yards and 2,500 receiving yards.
- 4** The Bills won four straight games (Week 3-6) for the first time since the 2008 season.
- 4** The Bills rushed for four touchdowns against the 49ers in Week 6, which marked the first time since 1995 that Buffalo had four rushing touchdowns in one game at home.
- 5** The Bills have had five different players score a rushing touchdown this season, which is the most in the NFL.
- 6** The Bills have only committed six turnovers so far this season, which is tied for the fewest in NFL.
- +8** The Bills have been able to capitalize on turnovers this season and Buffalo currently are fourth in the NFL with a turnover differential of +8.
- 8TH** The Bills were the eighth team since 1991 to record four interceptions in the 4th quarter after their performance against the Cardinals in Week Three.
- 10.0** Lorenzo Alexander is currently tied for the NFL lead with 10.0 sacks
- 12** The Bills converted 12 of their 17 third downs against the Seahawks, which tied a franchise record.
- 17** Zach Brown had a career-high 17 tackles against the Patriots in Week Four.
- 18** The Bills recorded points in 18 consecutive quarters in games 5-9, which tied a team record set in games 1-5 of 1992.

- 20** Tyrod Taylor reached 4,000 passing yards with the Bills in his 20th game, the fourth quickest in franchise history.
- 25** The Bills scored 25 points or more in five consecutive games, which was the longest streak by the team since 2004.
- 31.0** The Bills currently have 31.0 sacks which is tied for the NFL lead.
- 33-18** The Bills defeated the Cardinals 33-18 in Week Three. It was the first NFL game to finish with a score of 33-18 since 2000. (Giants 33, Eagles 18)
- 49** Tyrod Taylor set a career-high with a 49-yard run in Week Three against Arizona. It is the longest run by a quarterback in Bills history.
- 50TH** LeSean McCoy recorded the 50th rushing touchdown of his career against the Cardinals in Week Three. He is one of five active running backs with over 50 rushing touchdowns.
- 100** Dan Carpenter made his 100th field goal as a Bill against the Patriots.
- 100+** LeSean McCoy has gone over 100 yards from scrimmage in 12 of his last 17 games.
- 101** Zach Brown's 101 tackles are third in the NFL and are a career-high.
- 150** LeSean McCoy rushed for 150 yards against the Rams, which is the most McCoy has rushed for as a Bill.
- 200+** After turning in a 312 yard rushing performance against the 49ers, the Bills have gone over 200 yards on the ground four times in the last two seasons.
- 312** The Bills rushed for 312 yards against the 49ers in Week 6, which is the fifth highest rushing total in team history and the most since 1992.
- 491** Buffalo piled up 491 yards of total offense against the 49ers which was the 10th highest total in team history and the most at home since 1991.
- 1990** The Bills victory against the Patriots in Week Four was the first shutout by the Bills on the road since 1990.

TAYLOR RUNNING THE SHOW

QB Tyrod Taylor has completed 181 of his 295 passes for 1,935 yards, 10 touchdowns and four interceptions this season. He also has added 401 yards and four touchdowns on the ground.

Taylor has utilized the big play passing game quite often as the starter in Buffalo. He is tied for the NFL lead for the most passing touchdowns that traveled over 20 yards in the air over the past two seasons:

NFL PASSING STATS - 2015-2016 season

RK.	PLAYER, TEAM	TDs (20+ Air Yards)
1t.	Tyrod Taylor, BUF	16
1t.	Derek Carr, OAK	16
3.	Eli Manning, NYG	15
4.	Russell Wilson, SEA	14
5t.	Drew Brees, NO	13
5t.	Ben Roethlisberger, PIT	13
5t.	Cam Newton, CAR	13

Taylor's 401 rushing yards currently leads the NFL amongst quarterbacks as he continues to provide a dynamic threat on the ground and in the air:

NFL RUSHING STATS - QBs 2016 season

RK.	PLAYER, TEAM	RUSHING YARDS
1.	Tyrod Taylor, BUF	401
2.	Cam Newton, CAR	268
3.	Marcus Mariota, TEN	264
4.	Colin Kaepernick, SF	260
5.	Aaron Rodgers, GB	259

Taylor also leads the NFL since the beginning of the 2015 season in regards to rushing average. Among all players with at least 100 rushing attempts, Taylor's average of 5.80 yards per carry is tops in the NFL:

NFL RUSHING STATS - 2015-16 season

RK.	PLAYER, TEAM	RUSHING AVG.
1.	Tyrod Taylor, BUF	5.80
2.	Mike Gillislee, BUF	5.76
3.	Bilal Powell, NYJ	5.32
4.	Jordan Howard, CHI	5.21
5.	Jay Ajayi, MIA	5.15

THE DUAL THREAT

- Since taking over the starting role at the beginning of the 2015 season, Taylor is the only quarterback in the NFL with a passer rating over 90 that also averages over 40 yards rushing per game.

Taylor raised his passing total with the Bills over 4,000 yards against the 49ers in his 20th game as a Bill. He was the fourth fastest to 4,000 passing yards in franchise history:

BILLS PASSING YARDS - FRANCHISE HISTORY

RK.	PLAYER	GAMES TO 4,000
1.	Drew Bledsoe	15
2.	Jim Kelly	18
3.	Doug Flutie	19
4.	Tyrod Taylor	20

TAYLOR IN 2015

Taylor completed 242 of 380 pass attempts for 3,035 yards, 20 touchdowns and six interceptions last season. He also added a franchise quarterback record 568 rushing yards and four touchdowns on 104 attempts.

Taylor became just the third QB in NFL history to finish a season with a passer rating over 99 and over 40 yards rushing per game:

NFL PASSER RATING AND RUSHING YARDS - NFL HISTORY

RK.	PLAYER, TEAM (YEAR)	PASSER RATING	RUSH YPG
1.	Robert Griffin, WAS (2012)	102.4	54.3
2.	Michael Vick, PHI (2010)	100.2	56.3
3.	Tyrod Taylor, BUF (2015)	99.4	40.6

Taylor put together one of the best seasons by a quarterback in franchise history in his debut year. His QB rating of 99.4 ranks as the second best for a season in franchise history and was the best ever by a Bill in his first season as the starter:

BILLS PASSER RATING - First Season as Starter (Min. 10 games)

RK.	PLAYER, YEAR	YARDS	TD	RATING
1.	Tyrod Taylor, 2015	3,035	20	99.4
2.	Kyle Orton, 2014	3,018	18	87.8
3.	Doug Flutie, 1998	2,711	20	87.4
4.	Drew Bledsoe, 2002	4,359	24	86.0
5.	Jim Kelly, 1986	3,593	22	83.3

Taylor also flashed his athletic ability by rushing for 568 yards, which was second in the NFL by a quarterback. His 568 yards are also a franchise record for rushing yards by a quarterback:

BILLS QB RUSHING - FRANCHISE HISTORY

RK.	PLAYER, YEAR	YARDS
1.	Tyrod Taylor, 2015	568
2.	Doug Flutie, 1999	476
3.	Rob Johnson, 2000	307
4.	Daryle Lamonica, 1964	289
5.	Joe Ferguson, 1977	279





SHADY THE STAR

RB LeSean McCoy has totaled 716 yards and seven touchdowns on 138 carries this season. He also has 26 catches for 144 yards and a touchdown.

McCoy is third in yards per carry this season amongst all running backs in the NFL:

NFL RUSHING LEADERS - 2016 SEASON

RK.	PLAYER, TEAM	YARDS PER CARRY
1.	Jay Ajayi, MIA	5.61
2.	Jordan Howard, CHI	5.21
3.	LeSean McCoy, BUF	5.19
4.	Eddie Lacy, GB	5.07
5.	Darren Sproles, PHI	5.06

Since arriving in Buffalo last season, McCoy has been one of the top producers on the ground in the league. Among all players that have appeared in at least 12 games over the past two seasons, McCoy's average of 76.7 yards per game ranks fourth in the NFL:

NFL RUSHING LEADERS - 2015-16 SEASON

RK.	PLAYER, TEAM	YARDS PER GAME
1.	Le'Veon Bell, PIT	87.3
2.	Adrian Peterson, MIN	85.3
3.	Doug Martin, TB	79.2
4.	LeSean McCoy, BUF	76.7
5.	Todd Gurley, STL	73.8

A four-time Pro Bowler, McCoy rushed for 895 yards and three touchdowns, adding 292 yards receiving and two touchdowns in 2015.

McCoy recorded over 100 yards from scrimmage in seven straight games from week seven to 14 in 2015, which made him the third Bill in team history to accomplish the feat. His average of 98.9 yards from scrimmage per game was the second best in the AFC last season:

AFC YARDS FROM SCRIMMAGE LEADERS - 2015 SEASON

RK.	PLAYER, TEAM	YARDS PER GAME
1.	Antonio Brown, PIT	116.4
2.	LeSean McCoy, BUF	98.9
3.	DeAndre Hopkins, HOU	95.1
4.	Brandon Marshall, NYJ	93.9
5.	Allen Robinson, JAX	87.5



DOMINATING SINCE 2010

Since the beginning of the 2010 NFL season, McCoy leads the league in total rushing yards:

NFL RUSHING LEADERS - SINCE 2010 SEASON

RK.	PLAYER, CURRENT TEAM	YARDS
1.	LeSean McCoy, BUF	7,766
2.	Adrian Peterson, MIN	7,241
3.	Matt Forte, NYJ	7,167
4.	Frank Gore, IND	7,121
5.	Chris Johnson, ARZ	6,303

McCoy also is one of the top players in the NFL since 2010 when it comes to all-purpose yards, ranking second with 10,011 yards:

MOST ALL-PURPOSE YARDS - SINCE 2010 SEASON

RK.	PLAYER, CURRENT TEAM	TOTAL	RUSH	REC.
1.	Matt Forte, NYJ	10,514	7,167	3,347
2.	LeSean McCoy, BUF	10,176	7,766	2,410
3.	Frank Gore, IND	8,641	7,121	1,520
4.	Adrian Peterson, MIN	8,356	7,241	1,115
5.	Antonio Brown, PIT	8,119	119	8,000

McCoy leads the NFL in games with over 100 yards from scrimmage since the beginning of the 2010 season. After recording 120 total yards against the Seahawks in Week Nine, McCoy is up to 58 games going over 100 yards:

100-YARDS FROM SCRIMMAGE GAMES - Active players since 2010

RK.	PLAYER, CURRENT TEAM	GAMES
1.	LeSean McCoy, BUF	58
2.	Matt Forte, NYJ	54
3.	Jamaal Charles, KC	45
4.	Adrian Peterson, MIN	42
5.	DeMarco Murray, TEN	39

McCoy has also been one of the best in finding the end zone since becoming a full-time starter in 2010. His 63 touchdowns are third among all active players since the beginning of the 2010 season:

NFL TOUCHDOWN LEADERS - SINCE 2010 SEASON

RK.	PLAYER, CURRENT TEAM	Tds
1.	Rob Gronkowski, NE	69
2.	Dez Bryant, DAL	66
3.	LeSean McCoy, BUF	63
4.	Adrian Peterson, MIN	61
5.	Jimmy Graham, SEA	57

McCoy went over 100 yards for the 29th time in his career against San Francisco. In games where McCoy rushes for 100 yards or more, his team is 26-3. His 29 100-yard games ranks fifth among active players:

100-YARD RUSHING GAMES - Active NFL RBs

RK.	PLAYER, CURRENT TEAM	GAMES
1.	Adrian Peterson, MIN	49
2t.	Chris Johnson, ARZ	40
2t.	Frank Gore, IND	40
4.	LeSean McCoy, BUF	29
5.	Matt Forte, NYJ	26

NEW ERA AT TIGHT END

TE Charles Clay has 34 receptions for 306 yards this season.

Clay put together a solid first season as a Bill in 2015 by totaling 51 catches for 528 yards and three touchdowns in the first 13 games of the season before being sidelined with an injury.

Clay not only compared favorably to tight ends around the league, but he put together one of the best seasons by a tight end in franchise history. His 51 catches for 528 yards are both near the top in franchise history for a single season:

BILLS TE RECEIVING - SINGLE SEASON

RK.	PLAYER, YEAR	REC	YARDS	TDS
1.	Pete Metzelaars, 1993	68	609	4
2t.	Scott Chandler, 2013	53	655	2
2t.	Jay Riemersma, 2001	53	590	3
4.	Charles Clay, 2015	51	528	3
5t.	Lonnie Johnson, 1995	49	504	1
5t.	Pete Metzelaars, 1994	49	428	5
5t.	Pete Metzelaars, 1986	49	485	3

MR. BIG STUFF BREAKING THROUGH

DT Marcell Dareus has eight tackles, 1.5 sacks, one pass defensed, two QB hits and two tackles for a loss in his two games this season.

Last season, he started in 15 games and recorded 51 tackles, two sacks, five tackles for a loss and five QB hits on the season as he controlled the middle of the line of scrimmage.

DAREUS AMONG DT POSITION LEADERS SINCE 2011

Since entering the NFL as the team's first-round (third overall) draft choice in 2011, Dareus has registered 32.0 sacks and 184 solo tackles - the fifth most sacks and solo tackles among active NFL defensive tackles:

NFL DEFENSIVE TACKLE SACK LEADERS - SINCE 2011

RK.	PLAYER/TEAM	POS	SACKS
1.	Geno Atkins, CIN	DT	44.5
2.	Calais Campbell, ARZ	DT	38.5
3t.	Ndamukong Suh, MIA	DT	37.0
3t.	Gerald McCoy, TB	DT	37.0
5.	Marcell Dareus, BUF	DT	32.0

NFL DEFENSIVE TACKLE SOLO TACKLE LEADERS - SINCE 2011

RK.	PLAYER/TEAM	POS	SOLO TACKLES
1.	Calais Campbell, ARZ	DT	261
2.	Jurrell Casey, TEN	DT	211
3.	Linval Joseph, MIN	DT	198
4.	Ndamukong Suh, MIA	DT	195
5.	Marcell Dareus, BUF	DT	184

ZACH ATTACK

LB Zach Brown leads the team and is tied for third in the league with 101 tackles on the season. He also has three sacks, two forced fumbles, six QB hits and nine tackles for a loss.

NFL TACKLE LEADERS - 2016 REGULAR SEASON

RK.	PLAYER/TEAM	TACKLES	SOLO	ASST
1.	Bobby Wagner, SEA	108	58	50
2.	Luke Kuechly, CAR	102	71	31
3t.	Zach Brown, BUF	101	67	34
3t.	Christian Kirksey, CLE	101	65	36
5t.	Sean Lee, DAL	91	57	34
5t.	Jerrell Freeman, CHI	91	69	22

Brown's 101 tackles are a new career-high and are the third most ever through the first 11 weeks of a season in franchise history, only trailing Sam Cowart in 2000 (111) and Kiko Alonso in 2013 (112).

PRESTON MANS THE MIDDLE

LB Preston Brown has totaled 74 tackles, one sack, three tackles for a loss, two quarterback hits, one forced fumble and two fumble recoveries so far this season. His 74 tackles are 10th in the AFC this season and his two fumble recoveries are tied for third in the NFL.

Since entering the NFL in 2014, Brown has the fourth most tackles in the AFC:

AFC TACKLE LEADERS - 2014-16 Seasons

RK.	PLAYER/TEAM	TACKLES	SOLO	ASST
1.	D'Qwell Jackson, IND	355	217	138
2.	Lawrence Timmons, PIT	323	213	110
3.	Telvin Smith, JAX	306	232	74
4.	Preston Brown, BUF	299	172	127
5.	Johnathan Cyprien, JAX	294	212	82

WILLIAMS LEADS THE WAY

DT Kyle Williams has 37 tackles, 3.5 sacks, eight tackles for a loss and 11 QB hits this season. He has started 141-of-146 games and earned four-time Pro Bowl honors (2010, 2012, 2013, and 2014).

Since entering the NFL in 2006, Williams has recorded 506 total tackles (328 solo) to rank second among active NFL defensive tackles over the last 10 years:

NFL DEFENSIVE TACKLE TACKLE LEADERS - SINCE 2006

RK.	PLAYER/TEAM	POS	TACKLES
1.	Kyle Williams, BUF	DT	506
2.	Domata Peko, CIN	DT	506
3.	Haloti Ngata, DET	DT	483
4.	Calais Campbell, ARZ	DT	472
5.	Ahtyba Rubin, SEA	DT	398

DARBY STEPS UP

CB Ronald Darby has recorded 42 tackles, one QB hit, one tackle for a loss and 10 passes defended this season.

Darby has the third most passes defended in the NFL over the past two seasons:

NFL PASSES DEFENSED - 2015-16 SEASONS

RK.	PLAYER/TEAM	POS	PD
1.	Marcus Peters, KC	CB	41
2.	David Amerson, OAK	CB	40
3.	Ronald Darby, BUF	CB	31
4t.	Josh Norman, WAS	CB	29
4t.	Johnathan Joseph, HOU	CB	28
6t.	Stephon Gilmore, BUF	CB	28
6t.	Brent Grimes, TB	CB	28

Darby totaled 68 tackles, two interceptions and 21 passes defended in his rookie season. His 21 passes defended were the fifth most in the NFL and were a franchise record for a rookie:

His play in the first four weeks earned him the NFL Defensive Rookie of the Month award for September.

His 21 passes defended were the second most in franchise history:

BILLS PASSES DEFENSED - SINGLE SEASON

RK.	PLAYER/YEAR	POS	PD
1.	Nate Odomes, 1991	CB	24
2.	Ronald Darby, 2015	CB	21
3t.	Terrence McGee, 2007	CB	19
3t.	Nate Clements, 2006	S	19



HUGHES OFF THE EDGE

DE Jerry Hughes has totaled 30 tackles, five sacks, one forced fumble and three passes defended on the season. He also has six tackles for a loss and nine QB hits.

He is currently tied for 13th in the AFC with his five sacks.

Since the start of the 2013 season, Hughes is tied for sixth amongst all AFC defensive ends in sacks:

AFC DE SACK LEADERS - SINCE 2013

RK.	PLAYER/TEAM	SACKS
1.	J.J. Watt, HOU	50.0
2t.	Carlos Dunlap, CIN	34.5
2t.	Cameron Wake, MIA	34.5
4.	Mario Williams, MIA	34.0
5.	Muhammad Wilkerson, NYJ	31.0
6.	Jerry Hughes, BUF	30.0

THE LO-DOWN

LB Lorenzo Alexander has proven to be a revelation at linebacker this season. He has totaled 38 tackles, is tied for the league lead with 10.0 sacks, eight tackles for a loss, 15 QB hits, two passes defended and three forced fumbles on the year.

His 10 sacks are tied for the NFL lead, his 15 QB hits are the 12th most and his three forced fumbles are tied for fifth:

NFL SACK LEADERS - 2016 REGULAR SEASON

RK.	PLAYER/TEAM	SACKS
1t.	Lorenzo Alexander, BUF	10.0
1t.	Dee Ford, KC	10.0
1t.	Cliff Avril, SEA	10.0
4t.	Von Miller, DEN	9.5
4t.	Vic Beasley Jr. ATL	9.5

Alexander's 10.0 sacks are tied for the fifth most sacks ever by a Bill in the first 11 weeks of a season.

BILLS SACK LEADERS - FIRST 11 WEEKS OF SEASON

RK.	PLAYER/YEAR	SACKS
1.	Bryce Paup, 1995	13.0
2t.	Mario Williams, 2013	11.0
2t.	Bruce Smith, 1990	11.0
2t.	Bruce Smith, 1997	11.0
5t.	Lorenzo Alexander, 2016	10.0

For his outstanding play in October, Alexander was named the AFC Defensive Player of the Month. He was the first Bills LB to win the honor since Sam Cowart in 2000.

Alexander is the first linebacker in team history to record a sack in seven or more consecutive games. He is the second Bill ever, joining Bruce Smith in 1986-87, to participate in a sack in seven straight games.

Alexander is the seventh NFL player since 1982 to participate in a sack in the first seven games of a season. His seven game streak was the longest to start a season since Jared Allen recorded a sack in his first nine games with Minnesota in 2011.

GRAHAM THE VETERAN LEADER

Buffalo native CB Corey Graham has 42 tackles, one sack, two tackles for a loss, one QB hit, one interception and seven passes defended.

Graham recorded a career-high 127 tackles, one sack, eight QB hits, four tackles for a loss, two interceptions, one touchdown and recovered one fumble last season. His 127 tackles was second among all defensive backs in the NFL:

NFL DEFENSIVE BACKS - 2015 SEASON

RK.	PLAYER/TEAM	TACKLES SOLO	ASST
1.	Reshad Jones, MIA	135	106
2.	Corey Graham, BUF	127	96
3t.	Mark Barron, STL	113	76
3t.	Barry Church, DAL	113	75
5.	Deone Bucannon, ARI	109	90

Graham continued his success from 2014 when he was a consistent contributor no matter where he lined up in the secondary. In 2014, Graham had 77 tackles, two interceptions, a career-high 16 passes defended and one fumble recovery.

THE LOCKDOWN CORNER

CB Stephon Gilmore has totaled 35 tackles, four interceptions and 10 passes defended this season. His four interceptions are tied for fourth in the NFL:

NFL INTERCEPTIONS - 2016 SEASON

RK.	PLAYER/TEAM	INT
1t.	Landon Collins, NYG	5
1t.	Casey Hayward, SD	5
1t.	Marcus Peters, KC	5
4t.	Stephon Gilmore, BUF	4
4t.	Xavier Rhodes, MIN	4
4t.	Richard Sherman, SEA	4

Gilmore is tied for the sixth most passes defended in the NFL over the past two seasons:

NFL PASSES DEFENSED - 2015-16 SEASONS

RK.	PLAYER/TEAM	POS	PD
1.	Marcus Peters, KC	CB	41
2.	David Amerson, OAK	CB	40
3.	Ronald Darby, BUF	CB	31
4t.	Josh Norman, WAS	CB	29
4t.	Johnathan Joseph, HOU	CB	28
6t.	Stephon Gilmore, BUF	CB	28
6t.	Brent Grimes, TB	CB	28

Gilmore appeared in 12 games and totaled 36 tackles, 18 passes defended and three interceptions last season. His 18 passes defended were tied for the seventh most in the NFL.

2016 ROSTER FACTS

OLDEST BILLS PLAYER: LB Lorenzo Alexander, 33, Born 5/31/1983

YOUNGEST BILLS PLAYER: RB Jonathan Williams, 22, Born 2/2/1994

HEAVIEST BILLS PLAYER: T Cordy Glenn, 345 lbs.

LIGHTEST BILLS PLAYER: DB Nickell Robey-Coleman, 165 lbs.

TALLEST BILLS PLAYER: T Seantrel Henderson and T Cyrus Kouandjio, 6-7

SHORTEST BILLS PLAYER: DB Nickell Robey-Coleman, 5-8

COACHES WHO PLAYED IN THE NFL: 6 – Dennis Thurman (Defensive Coordinator), Anthony Lynn (Offensive Coordinator), Tim McDonald (Defensive Backs), Ed Reed (Assistant Defensive Backs), Eric Smith (Special Teams Assistant), Pat Meyer (Offensive Assistant)

MOST SEASONS WITH THE BILLS: DT Kyle Williams, 11th season

MOST NFL SEASONS: RB Reggie Bush and DT Kyle Williams, 11th season

CLOSEST TO HOME: CB Corey Graham - Buffalo, NY (0 Miles)

FURTHEST FROM HOME: FB Jerome Felton – Duren, Germany – 3,846 miles

STATE PRODUCING THE MOST BILLS: Florida, 8 - DT Leger Douzable, RB Mike Gillislee, LB Lerentee McCray, G John Miller, TE Nick O'Leary, CB Nickell Robey-Coleman, LS Garrison Sanborn, WR Sammy Watkins,

COLLEGE WITH THE MOST BILLS: Florida, 5 - RB Mike Gillislee, WR Percy Harvin, LB Lerentee McCray, CB Marcus Roberson, LB Brandon Spikes

FORMER 1ST ROUND PICKS: 9- RB Reggie Bush (2006-Saints), DT Marcell Dareus (2011 - Bills), CB Stephon Gilmore (2012 - Bills), WR Percy Harvin (2008 - Vikings), DE Jerry Hughes (2010 - Colts), LB Shaq Lawson (2016 - Bills), QB EJ Manuel (2013 - Bills), WR Sammy Watkins (2014 - Bills), and C Eric Wood (2009 - Bills)

PRO BOWLERS: 11 - LB Lorenzo Alexander (2012 w/ Redskins), K Dan Carpenter (2009 w/ Dolphins), DT Marcell Dareus (2013, 2014 w/ Bills), FB Jerome Felton (2012 w/ Vikings), CB Corey Graham (2011 w/ Bears), WR Percy Harvin (2009 w. Vikings), G Richie Incognito (2012 w/ Dolphins and 2015 w/Bills), RB LeSean McCoy (2011, 2013, 2014 w/ Eagles and 2015 w/Bills), QB Tyrod Taylor (2015 w/Bills), OT Kyle Williams (2010, 2012, 13, 14 w/Bills) and C Eric Wood (2015 w/Bills)

CARPENTER KEEPING IT CONSISTENT

K Dan Carpenter has hit 14 of his 18 field goal attempts this season and 25 of his 27 PATs. He now has over 400 points as a Bills player and has made over 100 field goals in Buffalo. Carpenter currently ranks sixth in team history with his 434 points.

With his 54-yard field goal against Cincinnati, Carpenter passed Steve Christie (13) for the most 50+ yard field goals in franchise history.

Carpenter hit 23 of his 27 field goal attempts and was 34 of 40 on PATs last season. Carpenter finished with 103 points on the season and eclipsed the 900-point mark for his career.

Carpenter became the first Bills player with three straight 100-point seasons since Rian Lindell in 2004-06.

MOST EFFICIENT IN BILLS HISTORY

Carpenter has converted 87.39 percent of his field goal attempts with the Bills - the best in team history:

FIELD GOAL PERCENTAGE MARK - BILLS HISTORY

RK.	PLAYER, YEARS	FGM-FGA	FG %
1.	Dan Carpenter, 2013-16	104-119	87.39
2.	Rian Lindell, 2003-12	225-270	83.33
3.	Steve Christie, 1992-2000	234-299	78.26

RECORD HOLDER

Carpenter holds both of the top spots in franchise history when it comes to field goals made in a season. He hit 33 in 2013 and 34 in 2014:

FIELD GOALS MADE - BILLS HISTORY SINGLE SEASON

RK.	PLAYER, YEAR	FIELD GOALS MADE
1.	Dan Carpenter, 2014	34
2t.	Dan Carpenter, 2013	33
2t.	Steve Christie, 1998	33
4.	Scott Norwood, 1988	32

SECOND-MOST FIELD GOALS MADE SINCE 2008

Since entering the NFL in 2008, Carpenter has converted 231-of-274 field goals along with 276-of-286 point after tries in 134 games.

His 231 field goals made are the second-most in the NFL among active kickers since 2008:

FIELD GOALS MADE - SINCE 2008

RK.	PLAYER, TEAM	FIELD GOALS MADE
1.	Stephen Gostkowski, NE	248
2.	Dan Carpenter, BUF	231
3.	Sebastian Janikowski, OAK	224
4.	Mason Crosby, GB	223
5.	Phil Dawson, SF	218

SCHMIDT PINS THEM DEEP

P Colton Schmidt has punted 46 times this season for an average of 42.1 yards per punt and has placed 17 punts inside the 20.


Schmidt totaled 82 punts for 3,797 yards and a 46.3 average last season. His net average of 41.3 yards per punt ranked seventh in the NFL and was a franchise record for a single season:

NFL PUNTING LEADERS - 2015 SEASON

RK.	PLAYER, TEAM	NET AVG
1.	Johnny Hekker, STL	43.7
2.	Sam Koch, BAL	42.9
3.	Chris Jones, DAL	42.5
4.	Sam Martin, DET	42.0
5.	Pat McAfee, IND	41.7
6.	Donnie Jones, PHI	41.6
7.	Colton Schmidt, BUF 41.3	

BILLS PUNTING LEADERS - FRANCHISE HISTORY

RK.	PLAYER, YEAR	NET AVG
1.	Colton Schmidt, 2015	41.3
2.	Brian Moorman, 2009	40.2
3.	Brian Moorman, 2006	39.2
4.	Brian Moorman, 2008	39.1
5.	Brian Moorman, 2005	39.0



BUFFALO BILLS COACHING STAFF



REX RYAN
HEAD COACH

COLLEGE: Southwestern Oklahoma State

NFL: 20th Season

BILLS: Second Season

PRO CAREER:

Ryan was named Buffalo's 18th head coach on January 12, 2015. He enters his second season as Buffalo's head coach and his 20th season in the NFL coaching ranks. Ryan led Buffalo to an 8-8 record in his first season as head coach. Ryan spent 2009-14 as the head coach of the New York Jets, where he led the Jets to the AFC Championship game in 2009 and 2010. Prior to his Jets tenure, Ryan spent 10 seasons with the Baltimore Ravens from 1999-2008. From 2005-08, he was the defensive coordinator for the Ravens. From 1999-2004, Ryan served as the defensive line coach and helped Baltimore win Super Bowl XXXV in 2000. Before arriving in Baltimore, Ryan spent three years as a defensive coordinator in the college ranks. In 1998, he directed the defense at Oklahoma. In 1996 and 1997 he served as the defensive coordinator at the University of Cincinnati. Before coaching at Cincinnati, Ryan coached under his father, Buddy Ryan, for two years with the Arizona Cardinals. In 1995 he coached the linebackers and in 1994 he coached the defensive line. From 1990-93, Ryan served as the defensive coordinator for Morehead State. In 1989, he was the assistant head coach/defensive coordinator for New Mexico Highlands. He got his coaching start in 1987 and 1988 as the defensive ends coach for Eastern Kentucky. Career record: 59-63

BACKGROUND:

Ryan played football at SW Oklahoma State (1983-86), where he earned his bachelor's degree in physical education. He earned his master's in physical education at Eastern Kentucky in 1988.

PERSONAL:

Born December 13, 1962, Ardmore, OK. He and his wife, Michelle, have two sons, Payton and Seth.

OFFENSIVE COACHES



ANTHONY LYNN

OFFENSIVE COORDINATOR

Born December 21, 1968, McKinney, Texas. Running back Texas Tech 1987-1991. Pro running back Denver Broncos 1993, 1997-99, San Francisco 49ers 1995-96. Pro coach: Denver Broncos 2000-02, Jacksonville Jaguars 2003-04, Dallas Cowboys 2005-06, Cleveland Browns 2007-08, New York Jets 2009-14, joined Buffalo in 2015.



AARON KROMER

OFFENSIVE LINE

Born April 30, 1967, Sandusky, Ohio. Tackle Miami (Ohio) 1986-89. No pro playing experience. College coach: Miami (Ohio) 1990-98, Northwestern 1998-2000. Pro coach: Oakland Raiders 2001-04, Tampa Bay Buccaneers 2005-07, New Orleans Saints 2008-12 (interim head coach first six games 2012), Chicago Bears 2013-14, joined Bills in 2015.



SANJAY LAL

WIDE RECEIVERS

Born July 23, 1969, London, England. Wide receiver UCLA 1989, Washington 1990-93. Pro receiver St. Louis Rams 1998, Scottish Claymores (NFL) 1999. College coach: Los Medanos (Calif.) college 2003, St. Mary's College 2004, California 2005-06. Pro coach: Oakland Raiders 2007-11, New York Jets 2012-14, joined the Bills in 2015.



DAVID LEE

QUARTERBACKS

Born July 2, 1953, Cape Girardeau, Mo. Quarterback Vanderbilt 1971-74. No pro playing experience. College coach: Tennessee-Martin 1975-76, Vanderbilt 1977, Mississippi 1978-1982, 2011, New Mexico 1983, Arkansas 1984-88, 2001-02, 2007, Texas-El Paso 1989-1993 (head coach), Rice 1994-2000. Pro coach: Dallas Cowboys 2003-06, Miami Dolphins 2008-2010, Buffalo Bills 2012, New York Jets 2013-14, joined Buffalo in 2015.



PAT MEYER

OFFENSIVE ASSISTANT

Born April 5, 1972, Youngstown, Ohio. Offensive line Colorado State 1991-94. Pro offensive lineman Arizona Cardinals 1995, St. Louis Stampede (Arena Football League) 1996. College coach: Memphis 1997-99, North Carolina State 2000-06, Florida State 2007, Colorado State 2008-2011. Pro coach: Montreal Alouettes (CFL) 2012., Chicago Bears 2013-14, joined Buffalo in 2015.

BUFFALO BILLS COACHING STAFF

OFFENSIVE COACHES



CHRIS PALMER

ASSISTANT HEAD COACH/OFFENSE

Born September 23, 1949, Brewster, NY. Quarterback Southern Connecticut State 1969-71. No pro playing experience. College coach: Connecticut 1972-74, Lehigh 1975, Colgate 1976-82, University of New Haven 1986-87, Boston University 1988-89. Pro Coach: Montreal Concordes 1983, New Jersey Generals 1984-85, Houston Oilers 1990-92, New England Patriots 1993-96, Jacksonville Jaguars 1997-98, Cleveland Browns 1999-2000, Houston Texans 2002-05, Dallas Cowboys 2006, New York Giants 2007-09, Hartford Colonials 2010, Tennessee Titans 2011-12, San Francisco 49ers 2013-14, joined Buffalo in 2015.



TONY SPARANO

TIGHT ENDS

Born October 22 1986, Colleyville, Texas. Defensive end Albany 2006-08. No pro playing experience. Pro coach: Hartford Colonials (UFL) 2010, Miami Dolphins 2011, Jets 2011-14, joined the Bills in 2015.



JASON VRABLE

ASSISTANT QUARTERBACKS

Born January 23, 1985, South Park, PA. Quarterback Marietta College 2004-06. No pro playing experience. College coach: Marietta 2007, Robert Morris 2008, Syracuse 2009-2010, Charleston 2011-12. Pro coach: Joined Bills in 2013.

COACHING ASSISTANTS



MIKE GIULIANI

COACHING ASSISTANT

Born August 30, 1989, Oceanside, NY. No pro or college playing experience. Pro coach: New York Jets 2013-14, joined the Bills in 2015.



ZAK KROMER

COACHING ASSISTANT

Born May 1, 1994, New Orleans, LA. No pro or college playing experience. Pro coach: Joined Bills in 2016.

DEFENSIVE COACHES



DENNIS THURMAN

DEFENSIVE COORDINATOR

Born April 13, 1956, Los Angeles, Calif. Defensive back Southern California 1974-77. Pro defensive back Dallas Cowboys 1978-1985, St. Louis Cardinals 1986. College coach: Southern California 1993-2000. Pro coach: Phoenix Cardinals 1988-89, Ohio Glory (WLAF) 1992, Baltimore Ravens 2002-07, New York Jets 2009-14, joined the Bills in 2015.



BOBBY APRIL III

LINEBACKERS

Born August 15, 1981, Tucson, Ariz. Attended Louisiana-Lafayette. No college or pro playing experience. College coach: Tulane 2005-06, Portland State 2007-09, Nicholls State 2010. Pro coach: Philadelphia Eagles 2011-12, New York Jets 2013-14, joined Bills in 2015.



JOHN BLAKE

DEFENSIVE LINE

Born March 6, 1961, Rockford Ill. Nose guard Oklahoma 1979-1982. No pro playing experience. College coach: Oklahoma 1985-86, Tulsa 1987-88, Oklahoma 1989-92, 1996-98 (head coach 1996-98), Mississippi State 2003, Nebraska 2004-06, North Carolina 2007-2010. Pro coach: Dallas Cowboys 1993-95, joined Bills in 2016.



D'ANTON LYNN

DEFENSIVE ASSISTANT

Born October 24, 1989, Plano, TX. Defensive back Penn State 2008-11. Pro defensive back New York Jets 2012, Hamilton Tiger-Cats 2013. Pro Coach: Joined Bills in 2015.



TIM MCDONALD

DEFENSIVE BACKS

Born January 6, 1965, Fresno, Calif. Defensive back Southern California 1983-86. Pro defensive back St. Louis/Phoenix Cardinals 1987-1992, San Francisco 49ers 1993-99. College coach: Fresno State 2012. Pro coach: New York Jets 2013-14, Joined the Bills in 2015.




JASON REBROVICH

DEFENSIVE LINE

Born March 15, 1978, Clarence, N.Y. Defensive line Alfred State 1996-97, Cortland 1998-99. No pro playing experience. College coach: Cortland 2001-04, 2008-2010, Ferris State 2005-07, Syracuse 2011-12. Pro coach: Joined the Bills in 2013.

BUFFALO BILLS COACHING STAFF

DEFENSIVE COACHES



ED REED

ASSISTANT DEFENSIVE BACKS

born September 11, 1978, St. Rose, Louisiana. Defensive back Miami 1997-2001. Defensive back Baltimore Ravens 2002- 2012, Houston Texans 2013, New York Jets 2013. Pro coach: Joined Bills in 2016.



ROB RYAN

ASSISTANT HEAD COACH/DEFENSE

Born December 13, 1962, Ardmore, Okla. Defensive end Southwestern Oklahoma State University. No pro playing experience. College coach: Western Kentucky 1987, Ohio State 1988, Tennessee State 1989-93, Hutchinson (Kan.) C.C. 1996, Oklahoma State 1997-99. Pro coach: Arizona Cardinals 1994- 95, New England Patriots 2000-03, Oakland Raiders 2004-08, Cleveland Browns 2009-2010, Dallas Cowboys 2011-12, New Orleans Saints 2013-2015, joined Bills in 2016.



JEFF WEEKS

OUTSIDE LINEBACKERS

Born May 30, 1962, Denver, Colo. Wide receiver Southwest Oklahoma State 1982-84, Northwest Oklahoma State 1985. Pro Wide Receiver Philadelphia Eagles 1986. College coach: Western Kentucky 1987-88, Morehead State 1990-91, Phoenix (Ariz.) C.C. 1996, Oklahoma 1999, Fort Scott (Kan.) C.C. 2001-04, Southeast Oklahoma State 2005, Texas A&M-Kingsville 2006. Pro coach: Oakland Raiders 2008, New York Jets 2009-2014, joined the Bills in 2015.


SPECIAL TEAMS COACHES



DANNY CROSSMAN

SPECIAL TEAMS COORDINATOR

Born January 17, 1967, El Paso, Texas. Defensive back Kansas 1985, Pittsburgh 1987-89. Pro defensive back Washington Redskins 1990, Detroit Lions 1991-92. College coach: U.S. Coast Guard Academy 1993, Western Kentucky 1994-96, Central Florida 1997-98, Georgia Tech 1999-2001, Michigan State 2002. Pro coach: Carolina Panthers 2003-09, Detroit Lions 2010-12, joined Bills in 2013.




ERIC SMITH

SPECIAL TEAMS ASSISTANT

Born March 17, 1983, Columbus, OH. Defensive back Michigan State 2002-05. Pro defensive back New York Jets 2006-12. Pro Coach: New York Jets 2014, joined Buffalo in 2015.

SPECIAL TEAMS COACHES




KATHRYN SMITH

QUALITY CONTROL - SPECIAL TEAMS

Born February 8, 1985, DeWitt, N.Y. Attended St. John's. No college or pro playing experience. Pro experience: New York Jets 2003-2014, joined Bills in 2015, Pro coach: Buffalo Bills 2016.


STRENGTH AND CONDITIONING



ERIC CIANO

HEAD STRENGTH AND CONDITIONING

Born August 8, 1973, Waltham, Mass. Offensive line Springfield (Mass.) College 1993-97. No pro playing experience. College coach: Tennessee 1997-99, Louisiana Tech 2000-02, Tennessee 2002-04, Georgia Tech 2005-09. Pro coach: Joined Bills in 2010.



DAN LIBURD

STRENGTH AND CONDITIONING ASSISTANT


Born August 19, 1984, Rockville Centre, NY. Attended Springfield College. No college or pro playing experience. Pro coach: Joined the Bills in 2009.



MARK LOECHER

STRENGTH AND CONDITIONING ASSISTANT

Born February 21, 1990, Buffalo, NY. Attended Mercyhurst University. No college or pro playing experience. Pro coach: Joined the Bills in 2015.



HAL LUTHER

ASSISTANT STRENGTH AND CONDITIONING

Born March 24, 1974, Dolgeville, N.Y. Quarterback Springfield (Mass.) College 1992-95. No pro playing experience. College coach: Western Michigan 1996, Wisconsin-LaCrosse 1996-97, North Carolina State 1998-2000, Syracuse 2000- 2012. Pro coach: Joined Bills in 2013.



JASON OSZVART

STRENGTH AND CONDITIONING ASSISTANT

Born December 24, 1988, Robinsville, N.J. Attended East Stroudsburg. No college or pro playing experience. Pro coach: New York Jets 2013-14, joined the Bills in 2015.

BUFFALO BILLS 2015 SEASON IN REVIEW

BILLS 2015 RANKINGS

OFFENSE

Category	Total	AFC Rank	NFL Rank
Total Yards/Game	360.9	5th	13th
Points Per Game	23.7	6th	12th
Passing Yards/Game	208.9	15th	28th
Passing Yards/Attempt	7.2	4th	12th
Interceptions	9	T-3rd	T-5th
Rushing Yards/Game	152.0	1st	1st
Rushing Yards/Play	4.8	1st	1st
Times Sacked	42	11th	22nd
1st Downs/Game	18.6	15th	T-28th
3rd Down Efficiency	38%	11th	21st
4th Down Efficiency	44%	9th	24th
Time of Possession	31:18	2nd	7th
Punt Return Average	7.5	12th	23rd
Kick Return Average	18.8	15th	30th
Net Punt Average	41.3	3rd	7th
Field Goal Percentage	85%	T-7th	T-16th

DEFENSE

Category	Total	AFC Rank	NFL Rank
Total Yards/Game	356.4	9th	19th
Points Per Game	22.4	8th	15th
Passing Yards/Game	248.3	9th	19th
Passing Yards/Attempt	6.6	8th	14th
Interceptions	17	T-4th	T-6th
Rushing Yards/Game	108.1	11th	16th
Rushing Yards/Play	4.4	14th	25th
Sacks	21.0	16th	31st
1st Downs/Game	20.1	T-10th	T-19th
3rd Down Efficiency	40%	13th	23rd
4th Down Efficiency	23%	1st	2nd
Time of Possession	28:42	2nd	7th
Punt Return Average	8.8	7th	19th
Kick Return Average	17.2	1st	1st
Net Punt Average	39.8	8th	16th
Field Goal Percentage	81%	7th	T-10th

ADDITIONAL POSTSEASON HONORS

PRO BOWL

LeSean McCoy

PRO BOWL ALTERNATES

Richie Incognito

Eric Wood

Tyrod Taylor

PFWA ALL-ROOKIE TEAM

Ronald Darby

PRO FOOTBALL FOCUS ALL-PRO TEAM

Richie Incognito - 1st Team

PRO FOOTBALL FOCUS DEFENSIVE R.O.Y.

Ronald Darby

BILLS FINISH 8-8 IN 2015

The Bills finished the 2015 season with an 8-8 record, marking the second season in a row that Buffalo had a record of .500 or better.


Buffalo's offense was carried by the rushing game this season as the Bills finished first overall in the league in rushing and rushing average. First year Bills RB LeSean McCoy, RB Karlos Williams and QB Tyrod Taylor all rushed over 500 yards, the first time the franchise has had three 500-yard rushers since 1962. McCoy earned the fourth Pro Bowl selection of his career with his efforts this season. Standout second year receiver Sammy Watkins went over 1,000 yards receiving and added nine touchdowns. Taylor started in 14 games at quarterback and finished the season with a 99.4 passer rating, which is the second highest ever by a Bill.

The Bills defense was led by the standout play of their cornerbacks, Ronald Darby and Stephon Gilmore. Darby finished fifth in the NFL in passes defended and Gilmore tied for seventh. They combined for five interceptions. S Corey Graham led the team in tackles with 122, while DE Mario Williams and DE Jerry Hughes each finished the season with 5.0 sacks.

BILLS FINISH 8-8 IN 2015

CATEGORY	Bills
Record	8-8
Points Scored	379
Points Allowed	359
Touchdowns Scored	45
Touchdowns Allowed	42
Rushing TDs	19
Passing TDs	23
Return TDs	3
Rushing TDs Allowed	10
Passing TDs Allowed	30
Return TDs Allowed	2
Sacked/Yards Lost	42/257
Fumbles/Lost	28/10
Had Intercepted	9
Field Goals Made/Attempted	23/27
Average Yards Per Game	360.9
Opp. Average Yards Per Game	356.4
Average Rushing Yards Per Game	152.0
Opp. Avg. Rushing Yards Per Game	108.1
Average Passing Yards Per Game	208.9
Opp. Avg. Passing Yards Per Game	248.3
Turnover Ratio	+6
Average Time of Possession	31:18
NFL Rank-Total Offense/Run/Pass	13th/1st/28th
NFL Rank-Total Defense/Run/Pass	19th/16th/19th

BUFFALO BILLS ROSTERS



Alphabetical

Numerical

Depth Chart

Transactions

How the Bills Were Built

By Experience

By Position

BUFFALO BILLS 2016 ALPHABETICAL ROSTER

NO	NAME	POS	HT	WT	DOB	EXP	COLLEGE	HOMETOWN	HOW ACQ.
57	Alexander, Lorenzo	LB	6-1	245	5/31/1983	10	California	Berkeley, Calif.	FA-16
26	Blanton, Robert	S	6-1	200	9/7/1989	5	Notre Dame	Clackamas, Ore.	FA-16
52	Brown, Preston	LB	6-1	251	10/27/1992	3	Louisville	Cincinnati, Ohio	D3-14
38	Brown, Sergio	S	6-2	210	5/22/1988	7	Notre Dame	Maywood, Ill.	FA-16
53	Brown, Zach	LB	6-1	248	10/23/1989	5	North Carolina	Columbia, Md.	FA-16
97	Bryant, Corbin	DT	6-4	300	1/4/1988	4	Northwestern	Chicago, Ill.	FA-12
22	Bush, Reggie	RB	6-0	205	3/2/1985	11	Southern California	Spring Valley, Calif.	FA-16
2	Carpenter, Dan	K	6-2	228	11/25/1985	9	Montana	Helena, Mont.	FA-13
87	Christian, Gerald	TE	6-3	250	8/26/1991	2	Louisville	Palm Beach Gardens, Fla.	FA-16
85	Clay, Charles	TE	6-3	255	2/13/1989	6	Tulsa	Little Rock, Ark.	FA-15
28	Darby, Ronald	CB	5-11	193	1/2/1994	2	Florida State	Oxon Hill, Md.	D2-15
99	Dareus, Marcell	DT	6-3	331	3/13/1990	6	Alabama	Huffman, Ala.	D1-11
91	Douzable, Leger	DE	6-4	284	5/31/1986	7	Central Florida	Tampa, Fla.	FA-16
42	Felton, Jerome	FB	6-0	248	7/3/1986	9	Furman	Duren, Germany	FA-16
35	Gillisle, Mike	RB	5-11	219	11/1/1990	3	Florida	DeLand, Fla.	FA-15
24	Gilmore, Stephon	CB	6-1	190	9/19/1990	5	South Carolina	Rock Hill, S.C.	D1-12
77	Glenn, Cordy	T	6-6	345	9/18/1989	5	Georgia	Riverdale, Ga.	D2-12
88	Goodwin, Marquise	WR	5-9	179	11/19/1990	3	Texas	Garland, Texas	D3-13
20	Graham, Corey	S	6-0	196	7/25/1985	10	New Hampshire	Buffalo, N.Y.	FA-14
72	Groy, Ryan	G	6-5	320	9/30/1990	3	Wisconsin	Middleton, Wis.	FA-15
11	Harvin, Percy	WR	5-11	184	5/28/1988	8	Florida	Chesapeake, VA	FA-16
66	Henderson, Seantrel	T	6-7	331	1/21/1992	3	Miami	St. Paul, Minn.	D7b-14
55	Hughes, Jerry	LB	6-2	254	8/13/1988	7	Texas Christian	Sugar Land, Texas	TR-13 (IND)
50	Humber, Ramon	LB	5-11	232	8/10/1987	8	North Dakota State	Minneapolis, Minn.	FA-16
17	Hunter, Justin	WR	6-4	203	5/20/1991	4	Tennessee	Virginia Beach, Va.	FA-16
27	Ihedigbo, James	S	6-1	214	12/3/1983	9	Massachusetts	Northampton, Mass.	FA-16
64	Incognito, Richie	G	6-3	319	7/5/1983	10	Nebraska	Englewood, N.J.	FA-15
7	Jones, Cardale	QB	6-5	250	9/29/1992	R	Ohio State	Cleveland, Ohio	D4-16
71	Kouandjio, Cyrus	T	6-7	322	7/21/1993	3	Alabama	Hyattsville, Md.	D2-14
90	Lawson, Shaq	LB	6-3	267	6/17/1994	R	Clemson	Central, S.C.	D1-16
67	Lewis, Patrick	C	6-1	311	1/30/1991	4	Texas A&M	Reserve, La.	FA-16
3	Manuel, EJ	QB	6-4	237	3/19/1990	4	Florida State	Virginia Beach, Va.	D1-13
25	McCoy, LeSean	RB	5-11	208	7/12/1988	8	Pittsburgh	Harrisburg, Pa.	TR-15 (PHI)
56	McCray, Lerentee	LB	6-3	249	8/26/1990	4	Florida	Ocala, Fla.	TR-16 (GB)
36	Meeks, Jonathan	S	6-0	209	11/8/1989	3	Clemson	Rock Hill, S.C.	D5-13
76	Miller, John	G	6-2	303	8/12/1993	2	Louisville	Miami, Fla.	D3-15
79	Mills, Jordan	T	6-5	316	12/24/1990	4	Louisiana Tech	Thibodaux, La.	FA-15
84	O'Leary, Nick	TE	6-3	252	8/31/1992	1	Florida State	Palm Beach, Fla.	D6b-15
19	Powell, Walter	WR	6-0	189	11/23/1991	2	Murray State	St. Louis, Mo.	FA-15
39	Roberson, Marcus	CB	6-0	194	10/4/1992	3	Florida	Lauderdale Lakes, Fla.	FA-16
21	Robey-Coleman, Nickell	CB	5-8	165	1/17/1992	4	Southern California	Frostproof, Fla.	UFA-13
65	Sanborn, Garrison	LS	6-1	240	7/31/1985	8	Florida State	Tampa, Fla.	FA-09
6	Schmidt, Colton	P	5-11	224	10/27/1990	3	California-Davis	Bakersfield, Calif.	FA-14
29	Seymour, Kevon	CB	6-0	185	11/30/1993	R	Southern California	Pasadena, Calif.	D6b-16
51	Spikes, Brandon	LB	6-2	255	9/3/1987	6	Florida	Shelby, N.C.	FA-16
15	Tate, Brandon	WR	6-1	195	10/5/1987	8	North Carolina	Burlington, N.C.	FA-16
5	Taylor, Tyrod	QB	6-1	215	8/3/1989	6	Virginia Tech	Hampton, Va.	FA-15
92	Washington, Adolphus	DT	6-4	295	11/24/1992	R	Ohio State	Cincinnati, Ohio	D3-16
30	White, Corey	CB	6-1	210	5/9/1990	5	Samford	Dunwoody, Ga.	FA-16
31	Williams, Jonathan	RB	6-0	223	2/2/1994	R	Arkansas	Allen, Texas	D5-16
95	Williams, Kyle	DT	6-1	303	6/10/1983	11	LSU	Ruston, La.	D5a-06
10	Woods, Robert	WR	6-0	190	4/10/1992	4	Southern California	Carson, Calif.	D2a-13
94	Worthy, Jerel	DE	6-2	308	4/26/1990	3	Michigan State	Huber Heights, Ohio	FA-15
PRACTICE SQUAD									
49	Albright, Bryson	LB	6-5	225	3/15/1994	R	Miami (OH)	Cincinnati, Ohio	UFA-16
98	Coleman, Deandre	DT	6-5	341	1/27/1991	1	California	Seattle, Wash.	FA-16
16	Eagan, Ed	WR	5-10	193	6/19/1993	R	Northwestern State	New Orleans, La.	FA-16
69	Ferguson, Reid	LS	6-2	244	3/24/1994	R	LSU	Buford, Ga.	FA-16
63	Freeman, Dalton	C	6-5	291	6/18/1990	3	Clemson	Pelion, S.C	FA-16
47	Garner, Manasseh	TE	6-2	229	3/11/1992	1	Pittsburgh	Pittsburgh, PA	FA-16
13	Lewis, Dezmin	WR	6-4	214	12/5/1992	1	Central Arkansas	Mesquite, Texas	D7-15
74	Ola, Michael	T	6-5	312	4/19/1988	3	Hampton	Riverdale, Ga.	FA-16
43	Powell, Joe	DB	6-2	205	2/25/1994	R	Globe	Portsmouth, Va.	FA-16
54	Valles, Max	DE	6-4	250	8/5/1994	1	Virginia	Sicklerville, N.J.	FA-15
RESERVE/PHYSICALLY UNABLE TO PERFORM									
81	Easley, Marcus	WR	6-2	217	11/2/1987	5	Connecticut	Stratford, Conn.	D4-10
RESERVE/NON-FOOTBALL INJURY									
18	Listenbee, Kolby	WR	6-1	183	1/25/1994	R	Texas Christian	Arlington, Texas	D6a-16
RESERVE/INJURED									
33	Anderson, Colt	S	5-10	195	10/25/1985	7	Montana	Butte, Mont.	FA-16
86	Annen, Blake	TE	6-4	247	5/28/1991	2	Cincinnati	Upper Arlington, Ohio	FA-15
31	Dowling, Jonathan	DB	6-3	190	12/8/1991	2	Western Kentucky	Bradenton, Fla.	FA-15
75	Enemkpal, IK	DE	6-1	261	7/3/1991	3	Louisiana Tech	Pflugerville, Texas	W-15 (NYJ)
89	Gragg, Chris	TE	6-3	244	6/30/1990	4	Arkansas	Warren, Ark.	D7-13
59	Ragland, Reggie	LB	6-2	252	9/23/1993	R	Alabama	Madison, Ala.	D2-16
43	Thomas, Phillip	S	6-0	223	3/1/1989	3	Fresno State	Bakersfield, Calif.	FA-15
14	Watkins, Sammy	WR	6-1	211	6/14/1993	3	Clemson	Fort Myers, Fla.	D1-14
23	Williams, Aaron	S	6-0	199	4/23/1990	6	Texas	Round Rock, Texas	D2-11
70	Wood, Eric	C	6-4	310	3/18/1986	8	Louisville	Cincinnati, Ohio	D1b-09
PRACTICE SQUAD/INJURED									
41	Parms, Damian	S	6-2	209	10/28/1992	1	Florida Atlantic	Miami, Fla.	FA-16
RESERVE/DID NOT REPORT									
	Archer, Dri	RB	5-8	173	8/9/1991	3	Kent State	Laurel, Fla.	W-15 (NYJ)

BUFFALO BILLS 2016 NUMERICAL ROSTER

NO	NAME	POS	HT	WT	AGE	EXP	COLLEGE	HOMETOWN	HOW ACQ.
2	Dan Carpenter	K	6-2	228	30	9	Montana	Helena, Mont.	FA-13
3	EJ Manuel	QB	6-4	237	26	4	Florida State	Virginia Beach, Va.	D1-13
5	Tyrod Taylor	QB	6-1	215	27	6	Virginia Tech	Hampton, Va.	FA-15
6	Colton Schmidt	P	5-11	224	26	3	California-Davis	Bakersfield, Calif.	FA-14
7	Cardale Jones	QB	6-5	250	24	R	Ohio State	Cleveland, Ohio	D4-16
10	Robert Woods	WR	6-0	190	24	4	Southern California	Carson, Calif.	D2a-13
11	Percy Harvin	WR	5-11	184	28	8	Florida	Chesapeake, VA	FA-16
15	Brandon Tate	WR	6-1	195	29	8	North Carolina	Burlington, N.C.	FA-16
17	Justin Hunter	WR	6-4	203	25	4	Tennessee	Virginia Beach, Va.	FA-16
19	Walter Powell	WR	6-0	189	24	2	Murray State	St. Louis, Mo.	FA-15
20	Corey Graham	S	6-0	196	31	10	New Hampshire	Buffalo, N.Y.	FA-14
21	Nickell Robey-Coleman	CB	5-8	165	24	4	Southern California	Frostproof, Fla.	UFA-13
22	Reggie Bush	RB	6-0	205	31	11	Southern California	Spring Valley, Calif.	FA-16
24	Stephon Gilmore	CB	6-1	190	26	5	South Carolina	Rock Hill, S.C.	D1-12
25	LeSean McCoy	RB	5-11	208	28	8	Pittsburgh	Harrisburg, Pa.	TR-15 (PHI)
26	Robert Blanton	S	6-1	200	27	5	Notre Dame	Clackamas, Ore.	FA-16
27	James Ihedigbo	S	6-1	214	32	9	Massachusetts	Northampton, Mass.	FA-16
28	Ronald Darby	CB	5-11	193	22	2	Florida State	Oxon Hill, Md.	D2-15
29	Kevon Seymour	CB	6-0	185	22	R	Southern California	Pasadena, Calif.	D6b-16
30	Corey White	CB	6-1	210	26	5	Samford	Dunwoody, Ga.	FA-16
31	Jonathan Williams	RB	6-0	223	22	R	Arkansas	Allen, Texas	D5-16
35	Mike Gillislee	RB	5-11	219	26	3	Florida	DeLand, Fla.	FA-15
36	Jonathan Meeks	S	6-0	209	27	4	Clemson	Rock Hill, S.C.	D5-13
38	Sergio Brown	S	6-2	210	28	7	Notre Dame	Maywood, Ill.	FA-16
39	Marcus Roberson	CB	6-0	194	24	3	Florida	Lauderdale Lakes, Fla.	FA-16
42	Jerome Felton	FB	6-0	248	30	9	Furman	Duren, Germany	FA-16
50	Ramon Humber	LB	5-11	232	29	8	North Dakota State	Minneapolis, Minn.	FA-16
51	Brandon Spikes	LB	6-2	255	29	6	Florida	Shelby, N.C.	FA-16
52	Preston Brown	LB	6-1	251	24	3	Louisville	Cincinnati, Ohio	D3-14
53	Zach Brown	LB	6-1	248	27	5	North Carolina	Columbia, Md.	FA-16
55	Jerry Hughes	LB	6-2	254	28	7	Texas Christian	Sugar Land, Texas	TR-13 (IND)
56	Lerentee McCray	LB	6-3	249	26	4	Florida	Ocala, Fla.	TR-16 (GB)
57	Lorenzo Alexander	LB	6-1	245	33	10	California	Berkeley, Calif.	FA-16
64	Richie Incognito	G	6-3	319	33	10	Nebraska	Englewood, N.J.	FA-15
65	Garrison Sanborn	LS	6-1	240	31	8	Florida State	Tampa, Fla.	FA-09
66	Seantrel Henderson	T	6-7	331	24	3	Miami	St. Paul, Minn.	D7b-14
67	Patrick Lewis	C	6-1	311	25	4	Texas A&M	Reserve, La.	FA-16
71	Cyrus Kouandjio	T	6-7	322	23	3	Alabama	Hyattsville, Md.	D2-14
72	Ryan Groy	G	6-5	320	26	3	Wisconsin	Middleton, Wis.	FA-15
76	John Miller	G	6-2	303	23	2	Louisville	Miami, Fla.	D3-15
77	Cordy Glenn	T	6-6	345	27	5	Georgia	Riverdale, Ga.	D2-12
79	Jordan Mills	T	6-5	316	25	4	Louisiana Tech	Thibodaux, La.	FA-15
84	Nick O'Leary	TE	6-3	252	24	1	Florida State	Palm Beach, Fla.	D6b-15
85	Charles Clay	TE	6-3	255	27	6	Tulsa	Little Rock, Ark.	FA-15
87	Gerald Christian	TE	6-3	250	25	2	Louisville	Palm Beach Gardens, Fla.	FA-16
88	Marquise Goodwin	WR	5-9	179	25	4	Texas	Garland, Texas	D3-13
90	Shaq Lawson	LB	6-3	267	22	R	Clemson	Central, S.C.	D1-16
91	Leger Douzable	DE	6-4	284	30	7	Central Florida	Tampa, Fla.	FA-16
92	Adolphus Washington	DT	6-4	295	22	R	Ohio State	Cincinnati, Ohio	D3-16
94	Jerel Worthy	DE	6-2	308	26	3	Michigan State	Huber Heights, Ohio	FA-15
95	Kyle Williams	DT	6-1	303	33	11	LSU	Ruston, La.	D5a-06
97	Corbin Bryant	DT	6-4	300	28	4	Northwestern	Chicago, Ill.	FA-12
99	Marcell Dareus	DT	6-3	331	26	6	Alabama	Huffman, Ala.	D1-11
PRACTICE SQUAD									
13	Dezmin Lewis	WR	6-4	214	23	1	Central Arkansas	Mesquite, Texas	D7-15
16	Ed Eagan	WR	5-10	193	23	R	Northwestern State	New Orleans, La.	FA-16
43	Joe Powell	DB	6-2	205	22	R	Globe	Portsmouth, Va.	FA-16
47	Manasseh Garner	TE	6-2	229	24	1	Pittsburgh	Pittsburgh, PA	FA-16
49	Bryson Albright	LB	6-5	225	22	R	Miami (OH)	Cincinnati, Ohio	UFA-16
54	Max Valles	DE	6-4	250	22	1	Virginia	Sicklerville, N.J.	FA-15
63	Dalton Freeman	C	6-5	291	26	3	Clemson	Pelion, S.C.	FA-16
69	Reid Ferguson	LS	6-2	244	22	R	LSU	Buford, Ga.	FA-16
74	Michael Ola	T	6-5	312	28	3	Hampton	Riverdale, Ga.	FA-16
98	Deandre Coleman	DT	6-5	341	25	1	California	Seattle, Wash.	FA-16
RESERVE/PHYSICALLY UNABLE TO PERFORM									
81	Marcus Easley	WR	6-2	217	28	6	Connecticut	Stratford, Conn.	D4-10
RESERVE/NON-FOOTBALL INJURY									
18	Kolby Listenbee	WR	6-1	183	22	R	Texas Christian	Arlington, Texas	D6a-16
RESERVE/INJURED									
14	Sammy Watkins	WR	6-1	211	23	3	Clemson	Fort Myers, Fla.	D1-14
23	Aaron Williams	S	6-0	199	26	6	Texas	Round Rock, Texas	D2-11
31	Jonathan Dowling	DB	6-3	190	24	2	Western Kentucky	Bradenton, Fla.	FA-15
33	Colt Anderson	S	5-10	195	31	7	Montana	Butte, Mont.	FA-16
43	Phillip Thomas	S	6-0	223	27	3	Fresno State	Bakersfield, Calif.	FA-15
59	Reggie Ragland	LB	6-2	252	23	R	Alabama	Madison, Ala.	D2-16
70	Eric Wood	C	6-4	310	30	8	Louisville	Cincinnati, Ohio	D1b-09
75	IK Enemkpali	DE	6-1	261	25	3	Louisiana Tech	Pflugerville, Texas	W-15 (NYJ)
86	Blake Annen	TE	6-4	247	25	3	Cincinnati	Upper Arlington, Ohio	FA-15
89	Chris Gragg	TE	6-3	244	26	4	Arkansas	Warren, Ark.	D7-13
PRACTICE SQUAD/INJURED LIST									
41	Damian Parms	S	6-2	209	23	1	Florida Atlantic	Miami, Fla.	FA-16
RESERVE/DID NOT REPORT									
	Dri Archer	RB	5-8	173	25	3	Kent State	Laurel, Fla.	W-16 (NYJ)

BUFFALO BILLS UNOFFICIAL 2016 DEPTH CHART

OFFENSE

WR	88 Marquise Goodwin	19 Walter Powell	17 Justin Hunter
LT	77 Cordy Glenn	71 Cyrus Kouandjio	
LG	64 Richie Incognito		
C	72 Ryan Groy	67 Patrick Lewis	
RG	76 John Miller		
RT	79 Jordan Mills	66 Seantrel Henderson	
TE	85 Charles Clay	84 Nick O'Leary	87 Gerald Christian
QB	5 Tyrod Taylor	3 EJ Manuel	<u>7 Cardale Jones</u>
FB	42 Jerome Felton		
RB	25 LeSean McCoy	35 Mike Gillislee	22 Reggie Bush
WR	10 Robert Woods	15 Brandon Tate	11 Percy Harvin
			<u>31 Jonathan Williams</u>

DEFENSE

DT	95 Kyle Williams	91 Leger Douzable	
NT	99 Marcell Dareus	94 Jerel Worthy	
DE	97 Corbin Bryant	<u>92 Adolphus Washington</u>	
OLB	55 Jerry Hughes	56 Lerentee McCray	
WILL	53 Zach Brown	50 Ramon Humber	
MIKE	52 Preston Brown	51 Brandon Spikes	
OLB	57 Lorenzo Alexander	<u>90 Shaq Lawson</u>	
CB	28 Ronald Darby	21 Nickell Robey-Coleman	30 Corey White
S	26 Robert Blanton	38 Sergio Brown	27 James Ihedigbo
S	20 Corey Graham	36 Jonathan Meeks	
CB	24 Stephon Gilmore	<u>29 Kevon Seymour</u>	39 Marcus Roberson

SPECIALISTS

K	2 Dan Carpenter		
KO	2 Dan Carpenter		
P	6 Colton Schmidt		
KOR	15 Brandon Tate	22 Reggie Bush	19 Walter Powell
PR	15 Brandon Tate	22 Reggie Bush	19 Walter Powell
LS	65 Garrison Sanborn		
H	6 Colton Schmidt		

ROOKIES UNDERLINED
EXEMPT IN ITALICS

2016 TRANSACTIONS

January 4 Signed **CB Mario Butler**, **RB Mike Gillislee**, **WR Greg Salas** and **P Colton Schmidt** to contract extensions. Signed **TE Blake Annen**, **DB Jonathan Dowling**, **TE Jacob Maxwell**, **C Ronald Patrick**, **DE Cedric Reed**, **G Cyril Richardson** and **S Phillip Thomas** to reserve/future contract.

January 10 **Rob Ryan** named assistant head coach/defense

January 12 Signed **WR Jarrett Boykin** and **WR Greg Little** to reserve/future contract.

January 13 **Ed Reed** named assistant defensive backs coach

January 20 Signed **RB James Wilder Jr.** to a reserve/future contract. **Kathryn Smith** named quality control-special teams coach.

February 3 Signed **CB Javier Arenas** to a reserve/future contract.

March 1 Designated **T Cordy Glenn** as franchise player. Released **RB Boobie Dixon**, **G Kraig Urbik** and **DE Mario Williams**.

March 4 Released **CB Leodis McKelvin**.

March 7 Tendered offers to Restricted Free Agents **DT Corbin Bryant**, **WR Chris Hogan** and **T Jordan Mills**

March 8 Re-signed **G Richie Incognito**

March 16 Signed **TE Jim Dray**

March 18 Signed **S Robert Blanton**

March 30 Signed **T Jordan Mills**

April 4 Signed **LB Zach Brown**, **WR Leonard Hankerson** and **CB Corey White**

April 5 Signed **CB Sterling Moore**

April 6 **LB AJ Tarpley** announced retirement

April 7 Signed **C Fernando Velasco**

April 11 Signed **LB Lorenzo Alexander** and **S Colt Anderson**

April 15 Released **T Tyson Chandler**

April 18 Signed **DT Corbin Bryant**. Released **DB Cam Thomas**

April 19 Released **LB Tony Stewart**.

April 28 Drafted **DE Shaq Lawson**

April 29 Drafted **LB Reggie Ragland** and **DT Adolphus Washington**. Released **TE Jacob Maxwell** and **LB A.J. Tarpley**

April 30 Drafted **QB Cardale Jones**, **RB Jonathan Williams**, **WR Kolby Listenbee** and **CB Kevon Seymour**.

May 2 Signed **LB Bryson Albright**, **WR Davonte Allen**, **WR Gary Chambers**, **LS Reid Ferguson**, **FB Glenn Gronkowski**, **C Robert Kugler**, **G Jamison Lalk**, **DE Claudell Louis**, **T Marquis Lucas**, **T Keith Lumpkin**, **K Marshall Morgan**, **LB Eric Striker**, **CB Julian Whigham**, **DT Justin Zimmer**. Released **CB Bud Noel**, **C Ronald Patrick** and **LB Jarius Wynn**.

May 10 Claimed **RB Dri Archer**

May 11 Signed **CB Kevon Seymour**.

May 12 Signed **WR Kolby Listenbee**

May 13 Signed **RB Jonathan Williams**

May 17 Signed **DT Adolphus Washington**

May 18 Placed **RB Dri Archer** on the Reserve/Did Not Report List

May 24 Signed **LB Reggie Ragland**

May 31 Signed **LB Jamari Lattimore**

June 6 Signed **DE Shaq Lawson**

June 7 Signed **QB Cardale Jones**

June 9 Signed **RB Dan Herron**. Released **CB Julian Whigham**.

June 14 Signed **DE Leger Douzable** and **T Chris Martin**. Released **DE Claudell Louis** and **T Keith Lumpkin**.

June 17 Signed **T Justin Renfrow**. Designated **S Phillip Thomas** as Waived/Injured.

July 29 Placed **LB Manny Lawson** and **WR Kolby Listenbee** on the Active/Non-Football Injury list. Placed **WR Marcus Easley**, **DE Shaq Lawson**, **WR Sammy Watkins** and **DT Kyle Williams** on the Active/Physically Unable to Perform list. Placed **DT Marcell Dareus**, **DB Jonathan Dowling**, **T Seantrel Henderson** and **RB Karlos Williams** on the Active/Non-Football Illness list.

July 30 Signed **DT Casey Walker**. Waived **DE Cedric Reed**.

August 1 **DB Jonathan Dowling** is moved to the active roster. Signed **RB Reggie Bush** and **WR Kain Colter**. Released **WR Davonte Allen** and **K Marshall Morgan**.

August 7 Signed **LB David Hawthorne**, **LB Brandon Spikes** and **TE Jimmay Mundine**. Released **WR Gary Chambers** and **CB Javier Arenas**. Designated **LB Kevin Reddick** as Waived/Injured

August 8 **DT Marcell Dareus**, **WR Sammy Watkins** and **DT Kyle Williams** are moved to the active roster.

August 15 **RB Karlos Williams** is moved to the active roster. Signed **LB Kroy Biermann**, **DT Brandon Deaderick** and **DT Alameda Ta'amu**. Waived/Injured **LB IK Enemkpal**. Released **DT T.J. Barnes** and **WR Leonard Hankerson**.

August 16 **LB Manny Lawson** is moved to the active roster.

August 20 Waived **RB Karlos Williams**.

August 22 **T Seantrel Henderson** is moved to the active roster.

August 28 Signed **QB Austin Trainor**.

August 30 Traded for **LB Larentee McCray** from the Green Bay Packers in return for an undisclosed 2018 draft pick. Released **LB David Hawthorne**, **LS Reid Ferguson**, **C Robert Kugler**, **WR Greg Little**, **TE Jimmay Mundine**, **LB Eric Striker**, **DT Alameda Ta'amu**, **QB Austin Trainor**, **DT Justin Zimmer**. Designated **CB Jonathan Dowling**, **TE Chris Gragg** and **T Justin Renfrow** as Waived/Injured. Designated **WR Marcus Easley** and **LB Shaq Lawson** as Reserve/Physically Unable to Perform. Designated **WR Kolby Listenbee** as Reserve/Non-Football Injury. Designated **LB Reggie Ragland** as Reserve/Injured

August 31 Signed **LB Ramon Humber**. Waived **K Jordan Gay**. Claimed **C Patrick Lewis** off waivers from Seattle. Released **G Jamison Lalk**.

September 2 Released **LB Kroy Biermann**, **WR Jarrett Boykin**, **CB Mario Butler**, **WR Kain Colter**, **DL Brandon Deaderick**, **DL Lavar Edwards**, **FB Jerome Felton**, **RB Boom Herron**, **LB Manny Lawson**, **WR Dez Lewis**, **T Chris Martin**, **CB Sterling Moore**, **G Cyril Richardson**, **CB Sammy Seamster**, **LB Max Valles**, **C Fernando Velasco**, **DL Casey Walker** Placed **TE Blake Annen**, **LB Randall Johnson**, **T Marquis Lucas** and **RB James Wilder Jr.** on Injured Reserve.

September 4 Claimed **FB/TE Dan Vitale** off of waivers. Released **LB Jamari Lattimore**. Signed **WR Dezmin Lewis** and **K Jordan Gay** to practice

September 5 Signed **CB Doran Grant**, **WR Matt Hazel**, **G Gabe Ikard** and **LB Max Valles** to the practice squad. Released **FB/TE Dan Vitale** due to failed physical.

September 6 Signed **WR Brandon Tate** to the active roster. **LB Carlos Fields**, **CB Damian Parns** and **CB Marcus Roberson** added to the practice

September 9 Signed **K Jordan Gay** to the active roster. Placed **T Seantrel Henderson** on the Reserve/Suspended list.

September 12 Signed **FB Jerome Felton**. Released **FB Glenn Gronkowski**.

September 13 Signed **T Chris Martin** to the practice squad. Released **CB Doran Grant** from practice squad.

September 15 Promoted **G Gabe Ikard** to the active roster from the practice squad. Released **LB Bryson Albright**.

September 16 Signed **LB Bryson Albright** to the practice squad.

September 19 Signed **T William Poehls** to the practice squad. Released **T Chris Martin** from practice squad.

September 27 Signed **WR Ed Eagan** and **G Terran Vaughn** to the practice squad. Released **Jordan Gay**. Released **LB Carlos Fields** and **DB Damian Parns** from the practice squad. Released **RB James Wilder** from Injured Reserve with an injury settlement.

September 28 Signed **T Michael Ola** from the Giants practice squad.

September 30 Placed **WR Sammy Watkins** on the reserve/injured list. Claimed **WR Justin Hunter** off waivers from Miami.

October 3 Placed **DT Marcell Dareus** and **T Seantrel Henderson** on Exempt list

October 4 Released **TE Jim Dray** and promoted **TE Gerald Christian** to the active roster. Signed **WR Corey Washington** to practice squad.

October 5 Signed **TE Manasseh Garner** to practice squad

October 7 Activated **DT Marcell Dareus** and placed **WR Greg Salas** on Reserve/Injured list. Released **OL Terran Vaughn** from the practice squad.

October 10 Activated **T Seantrel Henderson** and placed **S Colt Anderson** on Reserve/Injured list.

October 11 Signed **K Marshall Morgan** to the practice squad

October 21 Activated **LB Shaq Lawson** from PUP to active roster. Signed **TE Manasseh Garner** from practice squad to active roster. Released **TE Gerald Christian** and **G Gabe Ikard**.

October 25 Promoted **WR Ed Eagan** to the active roster. Released **T Michael Ola**. Signed **TE Gerald Christian**, **WR Mose Frazier** and **S Joe Powell** to the practice squad. Released **WR Corey Washington** from practice squad.

October 27 Signed **T Michael Ola** to the practice squad. Released **T William Poehls** from practice squad.

October 28 Released **TE Manasseh Garner** and **WR Ed Eagan**. Promoted **TE Gerald Christian** from the practice squad.

October 29 Promoted **CB Marcus Roberson** from the practice squad.

October 31 Signed **WR Ed Eagan** and **TE Manasseh Garner** to the practice squad.

November 1 Signed **WR Percy Harvin** and placed **S Aaron Williams** on the reserve/injured list.

November 3 Signed **S Sergio Brown**. Signed **LS Reid Ferguson** to the practice squad. Released **CB Marcus Roberson**. Released **K Marshall Morgan** from the practice squad.

November 4 Signed **CB Marcus Roberson** to the practice squad. Released **WR Mose Frazier** from the practice squad. Released **WR Greg Salas** from Injured Reserve.

November 14 Placed **C Eric Wood** on Injured Reserve. Promoted **CB Marcus Roberson** to the active roster and signed **C Dalton Freeman** to the practice squad.

November 15 Signed **S James Ihedigbo** and released **S Duke Williams**

HOW THE BILLS WERE BUILT

YEAR	DRAFTEES	VETERAN FREE AGENTS	TRADES	FREE AGENTS
2006	Kyle Williams (5)			
2009				Garrison Sanborn (UFA)
2011	Marcell Dareus (1)			
2012	Stephon Gilmore (1) Cordy Glenn (2)	Corbin Bryant (Steelers)		
2013	EJ Manuel (1) Robert Woods (2) Marquise Goodwin (3) Jonathan Meeks (5)	Dan Carpenter (Miami)	Jerry Hughes (Indianapolis)	Nickell Robey-Coleman (UFA)
2014	Cyrus Kouandjio (2) Preston Brown (3) Seantrel Henderson (7)	Corey Graham (Baltimore) Colton Schmidt (San Francisco)		
2015	Ronald Darby (2) John Miller (3) Nick O'Leary (6)	Charles Clay (Miami) Jerome Felton (Minnesota) Mike Gillislee (Arizona) Ryan Groy (Tampa Bay) Richie Incognito (Miami) Jordan Mills (Detroit) Walter Powell (NY Jets) Tyrod Taylor (Baltimore) Jerel Worthy (Green Bay)	LeSean McCoy (from Philadelphia)	
2016	Shaq Lawson (1) Adolphus Washington (3) Cardale Jones (4) Jonathan Williams (5) Kevon Seymour (6)	Lorenzo Alexander (Oakland) Robert Blanton (Minnesota) Sergio Brown (Atlanta) Zach Brown (Tennessee) Reggie Bush (Detroit) Gerald Christian (Arizona) Leger Douzable (NY Jets) Percy Harvin (Retired) Justin Hunter (Miami) Ramon Humber (New England) James Ihedigbo (Detroit) Patrick Lewis (Seattle) Marcus Roberson (Los Angeles) Brandon Spikes (New England) Brandon Tate (Cincinnati) Corey White (Arizona)	Lerentee McCray (from Green Bay)	

(ufa) indicates undrafted rookie free agent

(team) denotes team last played with

BY EXPERIENCE

11 YEARS (2)

Reggie Bush
Kyle Williams

10 YEARS (3)

Lorenzo Alexander
Corey Graham
Richie Incognito

9 YEARS (3)

Dan Carpenter
Jerome Felton
James Ihedigbo

8 YEARS (5)

Percy Harvin
Ramon Humber
LeSean McCoy
Garrison Sanborn
Brandon Tate

7 YEARS (3)

Sergio Brown
Leger Douzable
Jerry Hughes

6 YEARS (4)

Charles Clay
Marcell Dareus
Brandon Spikes
Tyrod Taylor

5 YEARS (6)

Robert Blanton
Zach Brown
Stephon Gilmore
Cordy Glenn
Corey White

4 YEARS (8)

Corbin Bryant
Patrick Lewis
EJ Manuel
Lerentee McCray
Jordan Mills
Nickell Robey-Coleman
Robert Woods

3 YEARS (10)

Preston Brown
Mike Gillislee
Marquise Goodwin
Ryan Groy
Seantrel Henderson
Cyrus Kouandjio
Jonathan Meeks
Marcus Roberson
Colton Schmidt
Jerel Worthy

2 YEARS (3)

Ronald Darby
John Miller
Walter Powell

1 YEAR (2)

Gerald Christian
Nick O'Leary

ROOKIE (5)

Shaq Lawson
Cardale Jones
Kevon Seymour
Adolphus Washington
Jonathan Williams

BUFFALO BILLS PRONOUNCIATION

Dareus, Marcell	DAR-e-us (like 'jar')
Douzable, Leger	Leh-je' DOO-zah-bull
Gillislee, Mike	gil-is-LEE
Gilmore, Stephon	steph-AHN
Goodwin, Marquise	Mar-keese
Ihedigbo, James	ee-HEAD-ee-bo
Henderson, Seantrel	SHAWN-trel
Kouandjio, Cyrus	KWAN-jo
McCray, Lerentee	Luh-RENT-tay
Seymour, Kevon	KEY-von
Worthy, Jerel	juh-RELL



2016 BUFFALO BILLS ROSTER BY POSITION HEAD COACH REX RYAN



Offense: 25

Coordinator: Anthony Lynn

Assistant HC/Offense: Chris Palmer

QUARTERBACKS (3)

Coach: David Lee

Assistant: Jason Vrable

No	Name	Pos	HT	WT	Exp	College
3	EJ Manuel	QB	6'4	237	4	Florida State
5	Tyrod Taylor	QB	6'1	215	6	Virginia Tech
7	Cardale Jones	QB	6'5	250	R	Ohio State

RUNNING BACKS (5)

Coach: Anthony Lynn

No	Name	Pos	HT	WT	Exp	College
22	Reggie Bush	RB	6'0	205	11	Southern California
25	LeSean McCoy	RB	5'11	208	8	Pittsburgh
31	Jonathan Williams	RB	6'0	223	R	Arkansas
35	Mike Gillislee	RB	5'11	219	3	Florida
42	Jerome Felton	FB	6'0	248	9	Furman

WIDE RECEIVERS (6)

Coach: Sanjay Lal

No	Name	Pos	HT	WT	Exp	College
10	Robert Woods	WR	6'0	190	4	Southern California
11	Percy Harvin	WR	5'11	184	8	Florida
15	Brandon Tate	WR	6'1	195	8	North Carolina
17	Justin Hunter	WR	6'4	203	4	Tennessee
19	Walter Powell	WR	6'0	189	2	Murray State
88	Marquise Goodwin	WR	5'9	179	4	Texas

TIGHT ENDS (3)

Coach: Tony Sparano

No	Name	Pos	HT	WT	Exp	College
84	Nick O'Leary	TE	6'3	252	1	Florida State
85	Charles Clay	TE	6'3	255	6	Tulsa
87	Gerald Christian	TE	6'3	250	1	Louisville

OFFENSIVE LINE (8)

Coach: Aaron Kromer

Assistant: Pay Meyer

No	Name	Pos	HT	WT	Exp	College
64	Richie Incognito	G	6'3	319	10	Nebraska
66	Seantrel Henderson	T	6'7	331	3	Miami
67	Patrick Lewis	C	6'1	311	4	Texas A&M
71	Cyrus Kouandjio	T	6'7	332	3	Alabama
72	Ryan Groy	G	6'5	320	3	Wisconsin
76	John Miller	G	6'2	312	2	Louisville
77	Cordy Glenn	T	6'6	345	5	Georgia
79	Jordan Mills	T	6'5	316	4	Louisiana Tech

Defense: 25

Coordinator: Dennis Thurman

Assistant HC/Defense: Rob Ryan

Assistant: D'Anton Lynn

Assistant: Mike Giuliani

DEFENSIVE LINE (6)

Coach: John Blake

Coach: Jason Rebrovich

No	Name	Pos	HT	WT	Exp	College
91	Leger Douzable	DE	6'4	284	7	Central Florida
92	Adolphus Washington	DT	6'4	295	R	Ohio State
94	Jerel Worthy	DE	6'2	308	3	Michigan State
95	Kyle Williams	DT	6'1	303	11	LSU
97	Corbin Bryant	DT	6'4	300	4	Northwestern
99	Marcell Dareus	DT	6'3	331	6	Alabama

LINEBACKERS (8)

Coach: Bobby April III

Coach: Jeff Weeks (Outside)

No	Name	Pos	HT	WT	Exp	College
50	Ramon Humber	LB	5'11	235	8	North Dakota State
51	Brandon Spikes	LB	6'2	255	6	Florida
52	Preston Brown	LB	6'1	251	3	Louisville
53	Zach Brown	LB	6'1	248	5	North Carolina
55	Jerry Hughes	LB	6'2	254	7	Texas Christian
56	Lerentee McCray	LB	6'3	249	4	Florida
57	Lorenzo Alexander	LB	6'1	245	10	California
90	Shaq Lawson	LB	6'3	267	R	Clemson

DEFENSIVE BACKS (11)

Coach: Tim McDonald

Assistant: Ed Reed

No	Name	Pos	HT	WT	Exp	College
20	Corey Graham	S	6'0	196	10	New Hampshire
21	Nickell Robey-Coleman	CB	5'8	165	4	Southern California
24	Stephon Gilmore	CB	6'1	190	5	South Carolina
26	Robert Blanton	S	6'1	200	5	Notre Dame
27	James Ihedigbo	S	6'1	214	9	Massachusetts
28	Ronald Darby	CB	5'11	195	2	Florida State
29	Kevon Seymour	CB	6'0	185	R	Southern California
30	Corey White	CB	6'1	210	5	Samford
36	Jonathan Meeks	S	6'0	209	4	Clemson
38	Sergio Brown	S	6'2	210	7	Notre Dame
39	Marcus Roberson	CB	6'0	191	3	Florida

SPECIAL TEAMS (3)


Coordinator: Danny Crossman

Assistants: Eric Smith, Kathryn Smith

No	Name	Pos	HT	WT	Exp	College
2	Dan Carpenter	K	6'2	228	9	Montana
6	Colton Schmidt	P	5'11	224	3	California-Davis
65	Garrison Sanborn	LS	6'1	240	8	Florida State

COACHING STAFF

Head Coach: Rex Ryan
 Assistant Head Coach/Defense: Rob Ryan
 Assistant Head Coach/Offense: Chris Palmer
 Coordinators: Danny Crossman (Special Teams), Anthony Lynn (Offense), Dennis Thurman (Defense)
 Assistants: Bobby April III (Linebackers), John Blake (Defensive Line), Eric Ciano (Head Strength and Conditioning), Mike Giuliani (Coaching Assistant), Aaron Kromer (Offensive Line), Zak Kromer (Coaching Assistant), Sanjay Lal (Wide Receivers), David Lee (Quarterbacks), Dan Liburd (Strength and Conditioning Assistant), Mark Loecher (Strength and Conditioning Assistant), Hal Luther (Assistant Strength and Conditioning), D'Anton Lynn (Defensive Assistant), Tim McDonald (Defensive Backs), Pat Meyer (Offensive Assistant), Jason Oszvart (Strength and Conditioning Assistant), Jason Rebrovich (Defensive Line), Ed Reed (Assistant Defensive Backs), Deuce Schwartz (Coaching Assistant), Eric Smith (Special Teams Assistant), Kathryn Smith (Quality Control-Special Teams), Doug Socha (Coaching Assistant), Tony Sparano (Tight Ends), Jason Vrable (Assistant Quarterbacks), Jeff Weeks (Outside Linebackers)



HERD OF STATS

REGULAR SEASON GAME #11

Buffalo Bills vs Jacksonville Jaguars

Sunday, November 27, 2016

2016 HERD OF STATS

Game-By-Game Starters

Offensive Highs & Lows

Defensive Highs & Lows

Bills Superlatives

Opponent Superlatives

Defensive Summaries

Defensive Statistics

Scoring Drives

Game-by-Game Team

Game-by-Game Rushing

Game-by-Game Passing

Game-by-Game Receiving

Game-by-Game Punting/Kicking

Game-by-Game Punt Returns

Game-by-Game Kickoff Returns

Game-by-Game Defensive Stats

Big Plays

Goal-to-Go

Inside the 20

The Last Time

Turnover Analysis

ETCs

Game Summaries

Player Participation

NFL Stats

2016 BUFFALO BILLS GAME-BY-GAME STARTERS

OFFENSE											
OPP	WR	WR	LT	LG	C	RG	RT	TE	TE-WR-FB	RB	QB
at BAL	Watkins	Woods	Glenn	Incognito	Wood	Miller	Mills	Clay	Dray	McCoy	Taylor
vs NYJ	Watkins	Woods	Kouandjio	Incognito	Wood	Miller	Mills	Clay	Salas	McCoy	Taylor
vs ARZ	Goodwin	Woods	Kouandjio	Incognito	Wood	Miller	Mills	Clay	O'Leary	McCoy	Taylor
at NE	Goodwin	Woods	Glenn	Incognito	Wood	Miller	Mills	Clay	O'Leary	McCoy	Taylor
at LA	Goodwin	Woods	Glenn	Incognito	Wood	Miller	Mills	Clay	Felton	McCoy	Taylor
vs SF	Goodwin	Woods	Glenn	Incognito	Wood	Miller	Mills	Clay	Hunter	McCoy	Taylor
at MIA	Goodwin	Hunter	Glenn	Incognito	Wood	Miller	Mills	Clay	Powell	McCoy	Taylor
vs NE	Hunter	Tate	Glenn	Incognito	Wood	Miller	Mills	Clay	Powell	Gillislee	Taylor
at SEA	Goodwin	Hunter	Glenn	Incognito	Wood	Miller	Mills	Clay	Felton	McCoy	Taylor
at CIN	Goodwin	Woods	Glenn	Incognito	Groy	Miller	Mills	Clay	Harvin	McCoy	Taylor

DEFENSE											
OPP	DT	NT	DE/CB/DB	OLB	WILL	MIKE	OLB	CB	S	S	CB
at BAL	K. Williams	Bryant	Washington	Hughes	Z. Brown	P. Brown	Alexander	Darby	D. Williams	Graham	Gilmore
vs NYJ	K. Williams	Bryant	Washington	Hughes	Z. Brown	P. Brown	Alexander	Darby	D. Williams	Graham	Gilmore
vs ARZ	K. Williams	Bryant	Washington	Hughes	Z. Brown	P. Brown	Alexander	White	A. Williams	Graham	Gilmore
at NE	K. Williams	Bryant	Washington	Hughes	Z. Brown	P. Brown	Alexander	Darby	A. Williams	Graham	Gilmore
at LA	K. Williams	Bryant	Washington	Hughes	Z. Brown	P. Brown	Alexander	Darby	A. Williams	Graham	Gilmore
vs SF	K. Williams	Douzable	Robey-Coleman	Hughes	Z. Brown	P. Brown	Alexander	Darby	A. Williams	Graham	Gilmore
at MIA	K. Williams	Bryant	Washington	Hughes	Z. Brown	P. Brown	Alexander	Darby	A. Williams	Graham	Gilmore
vs NE	K. Williams	Douzable	Robey-Coleman	Hughes	Z. Brown	P. Brown	Alexander	Darby	A. Williams	Graham	Gilmore
at SEA	K. Williams	Douzable	Seymour	Hughes	Z. Brown	P. Brown	Alexander	Darby	Blanton	Graham	Gilmore
at CIN	K. Williams	Dareus	Washington	Hughes	Z. Brown	P. Brown	Alexander	Darby	Blanton	Graham	Gilmore
									Ihedigbo	Graham	Gilmore

2016 OFFENSIVE HIGHS & LOWS

BEST		WORST
45 vs SF 10/16	POINTS	7 at BAL 9/11
30 at SEA 11/7	FIRST DOWNS	11 at BAL 9/11
16 vs SF 10/16	RUSHING FIRST DOWNS	4 at MIA 10/23
16 at SEA 11/7	PASSING FIRST DOWNS	5 at BAL 9/11, vs ARZ 9/25
71% at SEA 11/7	THIRD DOWN EFFICIENCY	23% at BAL 9/11, at MIA 10/23
491 vs SF 10/16	TOTAL NET YARDS	160 at BAL 9/11
7.9 vs NYJ 9/15	AVERAGE PER PLAY	3.3 at BAL 9/11
312 vs SF 10/16	NET YARDS RUSHING	65 at BAL 9/11
307 vs NYJ 9/15	NET YARDS PASSING	88 vs ARZ 9/25
0 vs NYJ 9/15	QB SACKS	5 at SEA 11/7
307 vs NYJ 9/15	GROSS YARDS PASSING	111 at BAL 9/11
39 at NE 10/2, at SEA 11/7	PASS ATTEMPTS	22 at BAL 9/11
27 at NE 10/2, at SEA 11/7	PASS COMPLETIONS	12 at LA 10/9
0, six times: most recently vs NE 10/30	INTERCEPTED	1, four times: most recently at CIN 11/20
9.9 vs NYJ 9/15	YARDS PER PASS	4.0 at BAL 9/11
50.7 vs SF 10/16	PUNTING AVERAGE	32.7 at SEA 11/7
3 at NE 10/2, at CIN 11/20	PUNT RETURNS	1, three times; most recently vs NE 10/30
39 vs ARZ 9/25	PUNT RETURN YARDS	Minus-2 at LA 10/9
5 vs NYJ 9/15	KICKOFF RETURNS	0 vs SF 10/16
125 vs NYJ 9/15	KICKOFF RETURN YARDS	0 vs SF 10/16
6 vs SF 10/16	TOUCHDOWNS	1 at BAL 9/11, at NE 10/2, at CIN 11/20
4 vs SF 10/16	RUSHING TOUCHDOWNS	0 vs NYJ 9/15, at NE 10/2
3 vs NYJ 9/15	PASSING TOUCHDOWNS	0, four times; most recently at CIN 11/20
40:17 at SEA 11/7	TIME OF POSSESSION	20:48 vs NYJ 9/15

2016 DEFENSIVE HIGHS & LOWS

BEST		WORST
0 at NE 10/2	POINTS	41 vs NE 10/30
13 at NE 10/2	FIRST DOWNS	28 vs NYJ 9/15
2 vs NE 10/30	RUSHING FIRST DOWNS	15 at MIA 10/23
7 vs SF 10/16	PASSING FIRST DOWNS	18 vs NYJ 9/15
8% at NE 10/2	THIRD DOWN EFFICIENCY	69% vs NE 10/30
277 at NE 10/2	TOTAL NET YARDS	493 vs NYJ 9/15
4.2 at CIN 11/20	AVERAGE PER PLAY	6.9 vs NYJ 9/15
33 at SEA 11/7	NET YARDS RUSHING	256 at MIA 10/23
167 vs SF 10/16	NET YARDS PASSING	370 vs NYJ 9/15
5.0 vs ARZ 9/25, vs NE 10/30	QB SACKS	1.0 vs NYJ 9/15, at MIA 10/23
187 vs SF 10/16	GROSS YARDS PASSING	374 vs NYJ 9/15
25 at MIA 10/23	PASS ATTEMPTS	50 vs ARZ 9/25
13 vs SF 10/16	PASS COMPLETIONS	26 vs ARZ 9/25
2, vs ARZ 9/25, at LA 10/9, at CIN 11/20	INTERCEPTED	0, six times: most recently at SEA 11/7
4.8 at CIN 11/20	YARDS PER PASS	10.8 at SEA 11/7
25.0 at MIA 10/23	PUNTING AVERAGE	55.5 at LA 10/9
0 vs NYJ 9/15	PUNT RETURNS	5 at MIA 10/23
0 vs NYJ 9/15	PUNT RETURN YARDS	28 at MIA 10/23
2 at BAL 9/11, at NE 10/2	KICKOFF RETURNS	4 at LA 10/9, vs SF 10/16, at MIA 10/23
30 at NE 10/2	KICKOFF RETURN YARDS	112 vs NE 10/30
0 at NE 10/2	TOUCHDOWNS	5 vs NE 10/30
0 at BAL 9/11, at NE 10/2, vs SF 10/16	RUSHING TOUCHDOWNS	3 vs NYJ 9/15
0 vs ARZ 9/25, at NE 10/2, at LA 10/9	PASSING TOUCHDOWNS	4, vs NE 10/30
19:43 at SEA 11/7	TIME OF POSSESSION	39:12 vs NYJ 9/15

2016 BILLS SUPERLATIVES

RUSHING

Yards	150	L. McCoy at LA 10/9
Average (min. 10 carries)	8.3	L. McCoy at LA 10/9
Long	53	T. Taylor at LA 10/9
Touchdowns	3	L. McCoy vs SF 10/16

PASSING

Attempts	39	T. Taylor at NE 10/2
Completions	27	T. Taylor at NE 10/2, T. Taylor at SEA 11/7
Percentage (min. 20 attempts)	71.1%	T. Taylor at SEA 11/7
Yards	297	T. Taylor vs NYJ 9/15
Long	84	T. Taylor vs NYJ 9/15
Touchdowns	3	T. Taylor vs NYJ 9/15

RECEIVING

Receptions	10	R. Woods at SEA 11/7
Yards	162	R. Woods at SEA 11/7
Average (min. 3 rec.)	23.3	M. Goodwin at MIA 10/23
Long	84	M. Goodwin vs NYJ 9/15
Touchdowns	1	Happened 10 times, most recently: J. Hunter at SEA 11/7

SPECIAL TEAMS

Punts	7	C. Schmidt at BAL 9/11, C. Schmidt at MIA 10/23
In 20	4	C. Schmidt at LA 10/9
Longest Punt	58	C. Schmidt at LA 10/9
Punt Return Attempts	3	B. Tate at NE 10/2, at CIN 11/20
Punt Return Yards	39	B. Tate vs ARZ 9/25
Punt Return Average (min. 3 ret.)	11.0	B. Tate at CIN 11/20
Long Punt Return	30	B. Tate at MIA 10/24
Kickoff Return Attempts	5	B. Tate vs NYJ 9/15
Kickoff Return Yards	125	B. Tate vs NYJ 9/15
Kickoff Return Average (min 3. Ret.)	25.0	B. Tate vs NYJ 9/15
Long Kickoff Return	45	B. Tate vs NYJ 9/15
PATs Made	6	D. Carpenter vs SF 10/16
PATs Attempted	6	D. Carpenter vs SF 10/16
Field Goals Made	3	D. Carpenter at NE 10/2
Field Goals Attempted	4	D. Carpenter at NE 10/2
Longest Field Goal	54	D. Carpenter at CIN 11/20

DEFENSE

Most Total Tackles	17	Z. Brown at NE 10/2
Most Solo Tackles	13	Z. Brown at NE 10/2
Most Sacks	3.0	L. Alexander at LA 10/9
Most Interceptions	2	S. Gilmore vs ARZ 9/25, N. Robey-Coleman at LA 10/9, S. Gilmore at CIN 11/20

2016 OPPONENT SUPERLATIVES

RUSHING

Yards	214	J. Ajayi at MIA 10/23
Average (min. 10 carries)	7.6	J. Ajayi at MIA 10/23
Long	53	J. Ajayi at MIA 10/23
Touchdowns	3	M. Forte vs NYJ 9/15

PASSING

Attempts	50	C. Palmer vs ARZ 9/25
Completions	26	C. Palmer vs ARZ 9/25
Percentage (min. 20 attempts)	76.9%	R. Wilson at SEA 11/7
Yards	374	R. Fitzpatrick vs NYJ 9/15
Long	66	J. Flacco at BAL 9/11, R. Tannehill at MIA 10/23
Touchdowns	4	T. Brady vs NE 10/30

RECEIVING

Receptions	8	J. Graham at SEA 11/7
Yards	126	E. Decker vs NYJ 9/15
Average (min. 3 rec.)	30.3	M. Wallace at BAL 9/11
Long	66	M. Wallace at BAL 9/11
Touchdowns	2	J. Graham at SEA 11/7

SPECIAL TEAMS

Punts	6	R. Allen at NE 10/2, K. Huber at CIN 11/20
In 20	2	R. Allen at NE 10/2
Longest Punt	62	J. Ryan at SEA 11/7
Punt Return Attempts	3	D. Amendola at NE 10/2, J. Grant at MIA 10/23
Punt Return Yards	20	T. Lockett at SEA 11/7
Punt Return Average (min. 3 ret.)	3.7	J. Grant at MIA 10/23
Long Punt Return	22	T. Lockett at SEA 11/7
Kickoff Return Attempts	3	Three times, most recently: J. Grant at MIA 10/23
Kickoff Return Yards	62	M. Thomas at LA 10/9
Kickoff Return Average (min 3. Ret.)	20.7	M. Thomas at LA 10/9
Long Kickoff Return	73	D. Amendola vs NE 10/30
PATs Made	5	S. Gostkowski vs NE 10/30
PATs Attempted	5	S. Gostkowski vs NE 10/30
Field Goals Made	5	S. Gostkowski vs NE 10/30
Field Goals Attempted	4	G. Zuerlein at LA 10/9
Longest Field Goal	60	C. Catanzaro vs ARZ 9/25

DEFENSE

Most Total Tackles	17	L. Ryan at NE 10/2
Most Solo Tackles	14	L. Ryan at NE 10/2
Most Sacks	2	Three times, most recently; T. Flowers vs NE 10/30
Most Interceptions	1	Four times, most recently; D. Kirkpatrick at CIN 11/20

Buffalo Bills 2016 Defensive and Special Teams Statistics (Per Gamebook Stats)

DEFENSIVE TACKLES				
PLAYER	Solo	Assist	TFL	TOTAL
Z. Brown	67	34	9	101
P. Brown	44	30	3	74
R. Darby	37	5	1	42
C. Graham	31	11	2	42
L. Alexander	28	10	8	38
K. Williams	26	11	8	37
S. Gilmore	30	5	0	35
J. Hughes	22	8	6	30
R. Blanton	18	8	0	26
L. Douzable	11	10	3	21
A. Williams	13	7	1	20
N. Robey-Coleman	14	3	1	17
A. Washington	9	6	3	15
C. White	11	2	0	13
C. Bryant	5	6	0	11
L. McCray	4	6	0	10
J. Worthy	4	6	1	10
M. Dareus	6	2	2	8
K. Seymour	7	0	0	7
B. Spikes	3	3	0	6
S. Lawson	4	2	3	6
D. Williams	4	0	0	4
J. Meeks	1	3	0	4
R. Humber	2	0	0	2
J. Ihedigbo	1	0	0	1
TOTAL	402	178	51	580

DEFENSIVE TOUCHDOWNS	
N. Robey-Coleman	2
A. Williams	1
TOTAL	3

SAFETY	
TOTAL	0

INTERCEPTIONS	
S. Gilmore	2
N. Robey-Coleman	2
C. Graham	1
C. White	1
TOTAL	6

DEFENSIVE FUMBLE RECOVERIES	
P. Brown	2
N. Robey-Coleman	1
A. Williams	1
C. Graham	1
TOTAL	5

DEFENSIVE FORCED FUMBLES	
L. Alexander	3
Z. Brown	2
P. Brown	1
L. McCray	1
J. Hughes	1
TOTAL	8

SPECIAL TEAMS TACKLES			
PLAYER	Solo	Assist	TOTAL
R. Blanton	9	0	9
J. Meeks	8	0	8
R. Humber	5	2	7
L. Alexander	3	3	6
K. Seymour	5	0	5
N. Robey-Coleman	4	0	4
M. Gillislee	4	0	4
L. McCray	2	2	4
C. Graham	3	0	3
P. Brown	2	0	2
G. Sanborn	0	2	2
C. Anderson	2	0	2
C. White	1	1	2
S. Brown	0	2	2
W. Powell	1	1	2
J. Williams	0	1	1
TOTAL	49	14	63

PASSES DEFENSED	
R. Darby	10
S. Gilmore	10
C. Graham	7
A. Williams	5
N. Robey-Coleman	5
J. Hughes	3
L. Alexander	2
C. White	1
D. Williams	1
A. Washington	1
J. Meeks	1
P. Brown	1
M. Dareus	1
K. Seymour	1
TOTAL	49

QUARTERBACK SACKS	
L. Alexander	10.0
J. Hughes	5.0
K. Williams	3.5
Z. Brown	3.0
A. Washington	2.5
S. Lawson	2.0
L. Douzable	1.5
M. Dareus	1.5
C. Graham	1.0
P. Brown	1.0
TOTAL	31.0

SPECIAL TEAMS FORCED FUMBLES	
N. Robey-Coleman	1
J. Meeks	1
W. Powell	1
TOTAL	3

2016 SCORING DRIVES

9/11 at BAL

Drive	Time/Quarter	Result
12-75, 7:09	3:02/2	L. McCoy 1 yd. run (D.Carpenter kick)

9/15 vs NYJ

Drive	Time/Quarter	Result
3-82, 1:25	5:16/1	M.Goodwin 84 yd. pass from T.Taylor (D.Carpenter kick)
13-54, 3:48	0:05/2	D.Carpenter 39 yd. Field Goal
3-75, 0:51	14:09/3	G.Salas 71 yd. pass from T.Taylor (D.Carpenter kick)
10-75, 2:45	1:17/4	M.Gillislee 18 yd. pass from T.Taylor (D.Carpenter kick)

9/25 vs ARZ

Drive	Time/Quarter	Result
7-77, 3:51	3:29/1	D.Carpenter 19 yd. Field Goal
5-53, 1:30	0:55/1	L.McCoy 24 yd. run (D.Carpenter kick)
6-52, 2:51	10:25/2	L.McCoy 5 yd. run (D.Carpenter kick)
6-47, 2:49	10:31/3	T.Taylor 20 yd. run (kick failed, wr)
4-3, 1:42	4:48/4	D.Carpenter 45 yd. Field Goal

10/2 at NE

Drive	Time/Quarter	Result
12-65, 7:11	5:31/1	L.McCoy 7 yd. pass from T.Taylor (D.Carpenter kick)
10-52, 3:58	14:49/2	D.Carpenter 34 yd. Field Goal
12-71, 4:40	7:46/2	D.Carpenter 43 yd. Field Goal
11-44, 4:27	0:28/3	D.Carpenter 44 yd. Field Goal

10/9 at LA

Drive	Time/Quarter	Result
12-76, 7:09	2:22/1	J.Hunter 4 yd. pass from T.Taylor (D.Carpenter kick)
2-63, 1:01	13:59/2	M.Gillislee 5 yd. run (kick blocked)
10-70, 1:56	0:00/2	D.Carpenter 23 yd. Field Goal
3-25, 1:04	2:37/4	M.Goodwin 6 yd. pass from T.Taylor (D.Carpenter kick)

10/16 vs SF

Drive	Time/Quarter	Result
11-75, 5:29	0:14/1	L.McCoy 4 yd. run (D.Carpenter kick)
7-75, 3:38	10:18/2	L.McCoy 12 yd. run (D.Carpenter kick)
14-53, 5:33	0:21/2	D.Carpenter 40 yd. Field Goal
4-60, 1:55	2:34/3	J.Hunter 30 yd. pass from T.Taylor (D.Carpenter kick)
8-75, 3:55	10:53/4	L.McCoy 18 yd. run (D.Carpenter kick)
1-27, 0:11	10:32/4	R.Woods 5 yd. pass from T.Taylor (D.Carpenter kick)
7-73, 3:25	5:40/4	M.Gillislee 44 yd. run (D.Carpenter kick)

10/23 at MIA

Drive	Time/Quarter	Result
6-20, 1:59	0:49/1	D.Carpenter 29 yd. Field Goal
7-40, 2:50	11:47/2	T.Taylor 10 yd. run (D.Carpenter kick)
1-67, 0:09	5:51/3	M.Goodwin 67 yd. pass from T.Taylor (D.Carpenter kick)
13-75, 2:10	0:14/4	R.Bush 1 yd. run (T.Taylor-R.Bush pass)

10/30 vs NE

Drive	Time/Quarter	Result
10-70, 3:55	11:05/1	D.Carpenter 23 yd. Field Goal

5-59, 2:14
13-75, 6:03
6-66, 1:56

6:26/2
7:57/3
0:30/4

M.Gillislee 3 yd. run (D.Carpenter kick)
T.Taylor 26 yd. run (D.Carpenter kick)
J.Williams 1 yd. run (E.Manuel-N.O'Leary pass)

11/7 at SEA

Drive

1-3, 0:04
17-75, 10:00
12-62, 5:22
13-82, 6:49

Time/Quarter

13:32/1
2:21/1
9:32/2
14:26/4

Result

T.Taylor 3 yd. run (D.Carpenter kick)
J.Hunter 5 yd. pass from T.Taylor (D.Carpenter kick)
D.Carpenter 31 yd. Field Goal
M.Gillislee 1 yd. run (T.Taylor run)

11/20 at CIN

Drive

8-75, 4:23
4-5, 2:05
8-32, 4:35
15-88, 8:12

Time/Quarter

8:52/1
2:34/2
10:25/3
12:05/4

Result

L.McCoy 7 yd. run (D.Carpenter kick)
D.Carpenter 26 yd. Field Goal
D.Carpenter 54 yd. Field Goal
D.Carpenter 20 yd. Field Goal

2016 GAME-BY-GAME TEAM OFFENSE

Date	Game	1ST DOWNS				3rd DOWNS			TOTAL OFFENSE			RUSHING				PASSING							----TDs----				PAT			PAT			PAT			PUNTING					
		TOT	R	P	Pn	Att	Cnv	PCT	Yds	Ply	Avg	Yds	Ply	Avg	Net	Sk	Lst	Gr	Att	Com	In	PTS	R	P	S/D	KICK	RUSH	PASS	FG	Saf	No -	Yds	Avg								
S 11	@ BAL	11	5	5	1	13	3	23.1%	160	48	3.3	65	24	2.7	95	2	16	111	22	15	0	7	1	0	0	1	1	0	0	0	0	0	0	0	0	0	0	7	-	313	44.7
S 15	v NYJ	16	6	9	1	10	3	30.0%	393	50	7.9	86	19	4.5	307	0	0	307	31	19	1	31	0	3	1	4	4	0	0	0	0	0	0	1	1	0	3	-	118	39.3	
S 25	v ARI	16	11	5	0	13	4	30.8%	296	61	4.9	208	32	6.5	88	4	31	119	25	14	1	33	3	0	1	3	4	0	0	0	0	0	2	2	0	5	-	178	35.6		
O 2	@ NE	24	7	15	2	15	7	46.7%	378	73	5.2	134	32	4.2	244	2	2	246	39	27	0	16	0	0	1	1	1	0	0	0	0	3	4	0	4	-	163	40.8			
O 9	@ LA	15	8	6	1	12	4	33.3%	305	52	5.9	193	27	7.1	112	2	12	124	23	12	0	30	1	2	1	3	4	0	0	0	0	0	1	1	0	6	-	276	46.0		
O 16	v SF	29	16	10	3	13	8	61.5%	492	74	6.6	313	44	7.1	179	3	0	179	27	16	0	45	4	2	0	6	6	0	0	0	0	1	1	0	3	-	152	50.7			
O 23	@ MIA	16	4	9	3	13	3	23.1%	267	54	4.9	67	22	3.0	200	4	21	221	28	14	0	25	2	1	0	2	2	0	0	1	1	1	1	0	7	-	316	45.1			
O 30	v NE	25	8	11	6	13	4	30.8%	376	68	5.5	167	26	6.4	209	2	9	218	40	20	0	25	3	0	0	2	2	0	0	1	1	1	2	0	3	-	131	43.7			
N 7	@ SEA	30	11	16	3	17	12	70.6%	425	82	5.2	162	38	4.3	263	5	26	289	39	27	1	25	2	1	0	2	2	1	1	0	0	1	2	0	3	-	98	32.7			
N 20	@ CIN	20	12	7	1	12	3	25.0%	342	63	5.4	183	34	5.4	159	2	7	166	27	19	1	16	1	0	0	1	1	0	0	0	0	3	3	0	5	-	192	38.4			
N 27	v JAX																																								
D 4	@ OAK																																								
D 11	v PIT																																								
D 18	v CLE																																								
D 24	v MIA																																								
J 1	@ NYJ																																								
2016 TOTALS		202	88	93	21	131	51	38.9%	3434	625	5.5	1578	298	5.3	1856	26	124	1980	301	183	4	253	17	9	4	25	27	1	1	2	2	14	18	0	46	-	1937	42.1			
AVG. PER GAME		20.2	8.8	9.3	2.1				343.4	62.5		157.8	29.8		185.6	2.6	12.4	198.0	30.1	18.3	0.4	25.3														4.6		193.7			

Date	Game	PUNT RET.		KO RET.		FUM		PEN		Poss. Time
		No	Yds	No	Yds	No	Lst	No	Yds	
S 11	@ BAL	1	21	1	13	0	0	8	89	27:07
S 15	v NYJ	1	8	5	125	1	0	6	59	20:48
S 25	v ARI	2	39	3	38	3	0	9	75	26:00
O 2	@ NE	3	18	0	0	0	0	6	60	36:11
O 9	@ LA	2	-2	4	90	1	0	7	60	24:26
O 16	v SF	2	16	0	0	3	2	7	71	35:11
O 23	@ MIA	1	30	3	63	0	0	6	45	22:58
O 30	v NE	1	2	3	68	2	0	12	84	30:09
N 7	@ SEA	2	13	1	13	0	0	11	115	40:17
N 20	@ CIN	3	33	2	66	1	0	9	75	32:11
N 27	v JAX									
D 4	@ OAK									
D 11	v PIT									
D 18	v CLE									
D 24	v MIA									
J 1	@ NYJ									
2016 TOTALS		18	178	22	476	11	2	81	733	
AVG. PER GAME			17.8		47.6			8.1	73.3	29:32

2016 GAME-BY-GAME RUSHING

Shaded rows indicates games started

		25 LeSEAN McCOY					5 TYROD TAYLOR					35 MIKE GILLISLEE					31 JONATHAN WILLIAMS						
Date	Game	Att	Yds	Avg	LG	TD	Att	Yds	Avg	LG	TD	Att	Yds	Avg	LG	TD	Att	Yds	Avg	LG	TD		
S 11	@ BAL	16	58	3.6	16	1	5	11	2.2	6	0												
S 15	v NYJ	15	59	3.9	24	0	2	25	12.5	15	0												
S 25	v ARI	17	110	6.5	24	2	9	76	8.4	49	1	3	20	6.7	8	0	3	2	0.7	1	0		
O 2	@ NE	19	70	3.7	9	0	5	28	5.6	14	0	6	30	5.0	16	0							
O 9	@ LA	18	150	8.3	53	0	5	28	5.6	22	0	2	6	3.0	5	1							
O 16	v SF	19	140	7.4	38	3	8	68	8.5	21	0	6	61	10.2	44	1							
O 23	@ MIA	8	11	1.4	4	0	7	35	5.0	10	1	5	20	4.0	20	0							
O 30	v NE	--- INACTIVE ---					5	48	9.6	26	1	12	85	7.083	28	1							
N 7	@ SEA	21	85	4.0	15	0	8	43	5.4	16	1	8	32	4.0	9	1							
N 20	@ CIN	5	33	6.6	21	1	9	39	4.3	13	0	14	72	5.1	14	0							
N 27	v JAX																						
D 4	@ OAK																						
D 11	v PIT																						
D 18	v CLE																						
D 24	v MIA																						
J 1	@ NYJ																						
2016 TOTALS		138	716	5.2	53	7	63	401	6.4	49	4	56	326	5.8	44	4	17	61	3.6	9	1		
NFL CAREER		1802	8403	4.7	66	54	194	1105	5.7	49	9	109	614	5.6	60	7	17	61	3.6	9	1		
w/BUFFALO		341	1611	4.7	53	10	167	969	5.8	49	8	103	593	5.8	60	7	17	61	3.6	9	1		

		15 BRANDON TATE					6 COLTON SCHMIDT					3 EJ MANUEL					42 JEROME FELTON						
Date	Game	Att	Yds	Avg	LG	TD	Att	Yds	Avg	LG	TD	Att	Yds	Avg	LG	TD	Att	Yds	Avg	LG	TD		
S 11	@ BAL																						
S 15	v NYJ																						
S 25	v ARI																						
O 2	@ NE	1	4	4.0	4	0																	
O 9	@ LA																						
O 16	v SF																						
O 23	@ MIA																						
O 30	v NE	1	14	14	14	0	1	16	16.0	16	0	3	11	3.7	8	0							
N 7	@ SEA	--- INACTIVE ---																					
N 20	@ CIN																						
N 27	v JAX																						
D 4	@ OAK																						
D 11	v PIT																						
D 18	v CLE																						
D 24	v MIA																						
J 1	@ NYJ																						
2016 TOTALS		2	18	9.0	14	0	1	16	16.0	16	0	5	13	2.6	8	0	5	12	2.4	6	1		
NFL CAREER		12	112	9.3	22	0	2	16	8.0	16	0	91	315	3.5	19	4	52	177	3.4	21	1		
w/BUFFALO		2	18	9.0	14	0	2	16	8.0	16	0	91	315	3.5	19	4	6	14	2.3	6	1		

		11 PERCY HARVIN					10 ROBERT WOODS					22 REGGIE BUSH					
Date	Game	Att	Yds	Avg	LG	TD	Att	Yds	Avg	LG	TD	Att	Yds	Avg	LG	TD	
S 11	@ BAL	--- NOT WITH TEAM ---											3	-4	-1.3	5	0
S 15	v NYJ	--- NOT WITH TEAM ---															
S 25	v ARI	--- NOT WITH TEAM ---															
O 2	@ NE	--- NOT WITH TEAM ---															
O 9	@ LA	--- NOT WITH TEAM ---															
O 16	v SF	--- NOT WITH TEAM ---					1	6	6.0	6	0						
O 23	@ MIA	--- NOT WITH TEAM ---					--- INACTIVE ---					1	1	1.0	1	1	
O 30	v NE	--- NOT WITH TEAM ---											2	-8	-4.0	2	0
N 7	@ SEA																
N 20	@ CIN	1	11	11.0	11	0											
N 27	v JAX																
D 4	@ OAK																
D 11	v PIT																
D 18	v CLE																
D 24	v MIA																
J 1	@ NYJ																
2016 TOTALS		1	11	11.0	11	0	1	6	6.0	6	0	9	-2	-0.2	5	1	
NFL CAREER		146	927	6.3	51	5	4	22	5.5	13	0	1283	5491	4.3	76	36	
w/BUFFALO		6	42	7.0	11	0	7	22	3.1	13	0	9	-2	-0.2	5	1	

2015 GAME-BY-GAME PASSING (cont.)

Date	Game
S 11	@ BAL
S 15	v NYJ
S 25	v ARI
O 2	@ NE
O 9	@ LA
O 16	v SF
O 23	@ MIA
O 30	v NE
N 7	@ SEA
N 20	@ CIN
N 27	v JAX
D 4	@ OAK
D 11	v PIT
D 18	v CLE
D 24	v MIA
J 1	@ NYJ
2016 TOTALS	

Passer	OPPONENTS										
	Att	Comp	Pct.	Yds	LG	TD	INT	Sck /	Yds	Rate	
Flacco	33	22	66.7	258	66 t	1	0	4 -	33	100.3	
Fitzpatrick	34	24	70.6	374	37	1	0	1 -	4	116.5	
Palmer	50	26	52.0	287	25	0	4	5 -	27	36.0	
Brissett	27	17	63.0	205	58	0	0	3 -	18	86.2	
Keenum	31	21	67.7	271	31	0	2	4 -	28	68.1	
Kaepernick	29	13	44.8	187	53 t	1	0	3 -	20	77.8	
Tannehill	25	15	60.0	204	66 t	1	0	1 -	6	99.4	
Brady	33	22	66.7	315	53 t	4	0	4 -	22	137.0	
Garoppolo	0	0	---	0	0	0	0	1 -	8	---	
Wilson	26	20	76.9	282	50	2	0	4 -	37	137.0	
Dalton	43	24	55.8	207	21	1	2	1 -	0	57.0	
2016 TOTALS											
	331	204	61.6	2590	66 t	11	8	31 -	203	87.1	

2016 GAME-BY-GAME RECEIVING

Shaded rows indicates games started

		10 ROBERT WOODS					85 CHARLES CLAY					25 LeSEAN McCOY					88 MARQUISE GOODWIN					
Date	Game	Rec	Yds	Avg	LG	TD	Rec	Yds	Avg	LG	TD	Rec	Yds	Avg	LG	TD	Rec	Yds	Avg	LG	TD	
S 11	@ BAL	4	20	5.0	9	0	2	40	20.0	33	0	4	12	3.0	5	0	---	---	---	---	---	
S 15	v NYJ	1	10	10.0	10	0	5	27	5.4	11	0	4	31	7.8	10	0	2	112	56.0	84	t 1	
S 25	v ARI	6	51	8.5	24	0	---	---	---	---	---	3	6	2.0	3	0	1	6	6.0	6	0	
O 2	@ NE	7	89	12.7	23	0	5	47	9.4	15	0	6	38	6.3	13	1	1	12	12.0	12	0	
O 9	@ LA	2	26	13.0	17	0	5	73	14.6	29	0	2	8	4.0	5	0	2	13	6.5	7	1	
O 16	v SF	5	44	8.8	18	1	5	52	10.4	20	0	1	2	2.0	2	0	2	22	11.0	16	0	
O 23	@ MIA	---	---	---	---	---	2	29	14.5	18	0	---	---	---	---	---	4	93	23.3	67	t 1	
O 30	v NE	4	50	12.5	20	0	2	6	3.0	4	0	---	---	---	---	---	---	---	---	---	---	
N 7	@ SEA	10	162	16.2	29	0	3	9	3.0	6	0	4	35	8.8	15	0	4	43	10.8	15	0	
N 20	@ CIN	3	41	13.7	24	0	5	23	4.6	6	0	2	12	6.0	8	0	2	15	7.5	10	0	
N 27	v JAX																					
D 4	@ OAK																					
D 11	v PIT																					
D 18	v CLE																					
D 24	v MIA																					
J 1	@ NYJ																					
2016 TOTALS		42	493	11.7	29	1	34	306	9.0	33	0	26	144	5.5	15	1	18	316	17.6	84	t 3	
NFL CAREER		194	2331	12.0	57	12	246	2643	10.7	67	17	358	2718	7.6	70	13	38	665	17.5	84	t 6	
w/BUFFALO		194	2331	12.0	57	12	85	834	9.8	40	t 3	58	436	7.5	22	3	38	665	17.5	84	t 6	

		19 WALTER POWELL					35 MIKE GILLISLEE					84 NICK O'LEARY					22 REGGIE BUSH					
Date	Game	Att	Yds	Avg	LG	TD	Rec	Yds	Avg	LG	TD	Rec	Yds	Avg	LG	TD	Rec	Yds	Avg	LG	TD	
S 11	@ BAL	---	---	---	---	---	1	-4	-4.0	-4	0	---	---	---	---	---	---	---	---	---	---	
S 15	v NYJ	---	---	---	---	---	1	18	18.0	18	t 1	---	---	---	---	---	---	---	---	---	---	
S 25	v ARI	3	28	9.3	14	0	---	---	---	---	---	1	28	28.0	28	0	---	---	---	---	---	
O 2	@ NE	4	22	5.5	11	0	1	13	13.0	13	0	2	20	10.0	17	0	---	---	---	---	---	
O 9	@ LA	---	---	---	---	---	---	---	---	---	---	---	---	---	---	---	---	---	---	---	---	
O 16	v SF	---	---	---	---	---	---	---	---	---	---	2	29	14.5	23	0	---	---	---	---	---	
O 23	@ MIA	2	23	11.5	13	0	---	---	---	---	---	1	7	7.0	7	0	1	13	13.0	13	0	
O 30	v NE	3	59	19.7	35	0	3	9	3.0	6	0	1	10	10.0	10	0	2	34	17.0	25	0	
N 7	@ SEA	1	9	9.0	9	0	2	4	2.0	6	0	---	---	---	---	---	2	22	11.0	14	0	
N 20	@ CIN	---	---	---	---	---	---	---	---	---	---	---	---	---	---	---	---	2	21	10.5	18	0
N 27	v JAX	---	---	---	---	---	---	---	---	---	---	---	---	---	---	---	---	---	---	---	---	
D 4	@ OAK																					
D 11	v PIT																					
D 18	v CLE																					
D 24	v MIA																					
J 1	@ NYJ																					
2016 TOTALS		13	141	10.8	35	0	8	40	5.0	18	t 1	7	94	13.4	28	0	7	90	12.9	25	0	
NFL CAREER		13	141	10.8	35	0	14	69	4.9	18	t 1	8	131	16.4	37	0	477	3598	7.5	77	t 18	
w/BUFFALO		13	141	10.8	35	0	14	69	4.9	18	t 1	8	131	16.4	37	0	7	90	12.9	25	0	

		15 BRANDON TATE					17 JUSTIN HUNTER					14 SAMMY WATKINS					11 GREG SALAS				
Date	Game	Rec	Yds	Avg	LG	TD	Rec	Yds	Avg	LG	TD	Rec	Yds	Avg	LG	TD	Rec	Yds	Avg	LG	TD
S 11	@ BAL	---	---	---	---	---	---	---	---	---	---	4	43	10.8	19	0	---	---	---	---	---
S 15	v NYJ	---	---	---	---	---	---	---	---	---	---	2	20	10.0	11	0	4	89	22.3	71	t 1
S 25	v ARI	---	---	---	---	---	---	---	---	---	---	---	---	---	---	---	---	---	---	---	---
O 2	@ NE	---	---	---	---	---	---	---	---	---	---	---	---	---	---	---	---	---	---	---	---
O 9	@ LA	---	---	---	---	---	1	4	4.0	4	t 1	---	---	---	---	---	---	---	---	---	---
O 16	v SF	---	---	---	---	---	1	30	30.0	30	t 1	---	---	---	---	---	---	---	---	---	---
O 23	@ MIA	2	31	15.5	25	0	2	25	12.5	15	0	---	---	---	---	---	---	---	---	---	---
O 30	v NE	2	17	8.5	10	0	1	7	7.0	7	0	---	---	---	---	---	---	---	---	---	---
N 7	@ SEA	---	---	---	---	---	1	5	5.0	5	t 1	---	---	---	---	---	---	---	---	---	---
N 20	@ CIN	2	48	24.0	34	0	---	---	---	---	---	---	---	---	---	---	---	---	---	---	---
N 27	v JAX											---	---	---	---	---	---	---	---	---	---
D 4	@ OAK											---	---	---	---	---	---	---	---	---	---
D 11	v PIT											---	---	---	---	---	---	---	---	---	---
D 18	v CLE											---	---	---	---	---	---	---	---	---	---
D 24	v MIA											---	---	---	---	---	---	---	---	---	---
J 1	@ NYJ											---	---	---	---	---	---	---	---	---	---
2016 TOTALS		6	96	16.0	34	0	6	71	11.8	30	t 3	6	63	10.5	19	0	4	89	22.3	71	t 1
NFL CAREER		63	997	15.8	65	t 6	74	1187	16.0	75	t 11	131	2092	16.0	84	15	50	704	14.1	71	t 1
w/BUFFALO		6	96	16.0	34	0	6	71	11.8	30	t 3	131	2092	16.0	84	15	7	130	18.6	71	t 1

2016 GAME-BY-GAME RECEIVING (cont.)

Date	Game	42 JEROME FELTON					11 PERCY HARVIN					31 JONATHAN WILLIAMS					
		Rec	Yds	Avg	LG	TD	Rec	Yds	Avg	LG	TD	Rec	Yds	Avg	LG	TD	
S 11	@ BAL	--- NOT WITH TEAM ---					--- NOT WITH TEAM ---					--- INACTIVE ---					
S 15	v NYJ	---					--- NOT WITH TEAM ---					--- INACTIVE ---					
S 25	v ARI	---					--- NOT WITH TEAM ---					---					
O 2	@ NE	1	2	2.0	2	0	--- NOT WITH TEAM ---					---					
O 9	@ LA	---					--- NOT WITH TEAM ---					--- INACTIVE ---					
O 16	v SF	---					--- NOT WITH TEAM ---					---					
O 23	@ MIA	---					--- NOT WITH TEAM ---					--- INACTIVE ---					
O 30	v NE	2	26	13.0	22	0	--- NOT WITH TEAM ---					---					
N 7	@ SEA	---					---					---					
N 20	@ CIN	---					2	6	3.0	5	0	1	0	0.0	0	0	
N 27	v JAX	---					---					---					
D 4	@ OAK	---					---					---					
D 11	v PIT	---					---					---					
D 18	v CLE	---					---					---					
D 24	v MIA	---					---					---					
J 1	@ NYJ	---					---					---					
2016 TOTALS		3	28	9.3	22	0	2	6	3.0	5	0	1	0	0.0	0	0	
NFL CAREER		47	392	8.3	27	0	353	4026	11.4	53	1	22	1	0	0.0	0	0
w/BUFFALO		4	40	10.0	22	0	21	224	10.7	51	1	1	1	0	0.0	0	0

2016 GAME-BY-GAME PUNTING

		6 COLTON SCHMIDT															
Date	Game	No	Yds	Gross Avg	Net Avg.	TB	Yds	In 20	LG	Blk	Punt Sequence						
											Outcome/Return						
S 11	@ BAL	7	313	44.7	41.7	1	1	3	50	0	50	39	49	46	49	37	43
											8	ob	ob	fc	tb	ob	-7
S 15	v NYJ	3	118	39.3	39.3	0	0	1	45	0	33	40	45				
											d	ob	fc				
S 25	v ARI	5	178	35.6	33.2	0	12	1	45	0	45	39	26	43	25		
											12	fc	ob	d	fc		
O 2	@ NE	4	163	40.8	39.8	0	4	0	48	0	43	48	35	37			
											5	-1	0	0			
O 9	@ LA	6	276	46.0	45.7	0	2	4	58	0	45	52	58	39	32	50	
											ob	5	ob	-3	d	ob	
O 16	v SF	3	152	50.7	40.0	1	12	1	54	0	54	49	49				
											12	ob	tb				
O 23	@ MIA	7	316	45.1	41.1	0	28	2	57	0	45	27	47	43	43	57	54
											0	ob	8	3	d	8	9
O 30	v NE	3	131	43.7	37.3	0	19	1	56	0	33	42	56				
											ob	9	10				
N 7	@ SEA	3	98	32.7	26.0	0	20	1	36	0	35	36	27				
											22	-2	ob				
N 20	@ CIN	5	192	38.4	33.8	0	23	3	50	0	50	39	33	46	24		
											fc	10	d	13	ob		
N 27	v JAX																
D 4	@ OAK																
D 11	v PIT																
D 18	v CLE																
D 24	v MIA																
J 1	@ NYJ																
2015 TOTALS		46	1937	42.1	38.6	2	121	17	58	0							
NFL CAREER		214	9426	44.0	39.7	11	720	70	67	0							
w/BUFFALO		214	9426	44.0	39.7	11	720	70	67	0							

2016 GAME-BY-GAME KICKING

		2 DAN CARPENTER										4 J. GAY			6 C.SCHMIDT		
Date	Game	Pts.	---PAT---		---FG---		LG	FG Sequence	KO	EZ	TB	KO	EZ	TB	KO	EZ	TB
			Made	Att	Made	Att											
S 11	@ BAL	1	1	1	0	1	--	49wr				2	2	0			
S 15	v NYJ	7	4	4	1	1	39	39G	6	1	1	--- INACTIVE ---					
S 25	v ARI	9	3	4	2	2	45	19G, 45G				7	6	5	1	0	0
O 2	@ NE	10	1	1	3	4	44	34G, 43G, 47lu, 44G	5	5	3	--- RELEASED, 9/27 ---					
O 9	@ LA	6	3	4	1	1	23	23G	5	4	1						
O 16	v SF	9	6	6	1	1	40	40G	8	5	4						
O 23	@ MIA	5	2	2	1	1	29	29G	5	2	1						
O 30	v NE	5	2	2	1	2	23	23G, 49ru	5	2	1						
N 7	@ SEA	5	2	2	1	2	31	31G, 54wr	5	3	2						
N 20	@ CIN	10	1	1	3	3	54	26G, 54G, 20G	5	3	2						
N 27	v JAX																
D 4	@ OAK																
D 11	v PIT																
D 18	v CLE																
D 24	v MIA																
J 1	@ NYJ																
2016 TOTALS		67	25	27	14	18	54		44	25	15	9	8	5	1	0	0
				92.6%		77.8%											
NFL CAREER		969	276	286	231	274	60		488	146		167	97		3	0	0
				96.5%		84.3%											
W/BUFFALO		434	122	131	104	119	55		131	49		167	97				
				93.1%		87.4%											

		OPPONENTS															
Date	Game	Pts.	---PAT---		---FG---		LG	FG Sequence	Kicker	KO	EZ	TB	KO	EZ	TB		
			Made	Att	Made	Att											
S 11	@ BAL	7	1	1	2	2	50	50G, 37G	Tucker	4	3	3					
S 15	v NYJ	13	4	4	3	3	36	28G, 29G, 36G	Folk	8	5	3					
S 25	v ARI	4	1	2	1	1	60	60G	Catanzaro	4	2	1					
O 2	@ NE	0	0	0	0	0	--	48wr	Gostkowski	1	1	1					
O 9	@ LA	13	1	1	4	4	54	37G, 32G, 54G, 22G	Zuerlein	6	5	2					
O 16	v SF	10	1	1	3	3	48	33G, 48G, 47G	Dawson								
O 23	@ MIA	8	2	2	2	2	36	36G, 33G	Pinion	5	5	5					
O 30	v NE	11	5	5	2	2	51	51G, 32G	Franks	6	4	3					
N 7	@ SEA	7	4	4	1	1	49	49G	Gostkowski	7	5	4					
N 20	@ CIN	0	0	2	0	0	--	--	Hauschka	6	6	5					
N 27	v JAX								Nugent	3	3	1					
D 4	@ OAK																
D 11	v PIT																
D 18	v CLE																
D 24	v MIA																
J 1	@ NYJ																
2016 TOTALS		73	19	22	18	18	60			50	39	28					
				86.4%		100.0%											

2016 GAME-BY-GAME PUNT RETURNS

Date	Game	15 BRANDON TATE					22 REGGIE BUSH					19 WALTER POWELL									
		No	Yds	Avg	LG	FC	TD	No	Yds	Avg	LG	FC	TD	No	Yds	Avg	LG	FC	TD		
S 11	@ BAL	1	21	21.0	21	0	0					1									
S 15	v NYJ	1	8	8.0	8	1	0														
S 25	v ARI	2	39	19.5	31	0	0														
O 2	@ NE	3	18	6.0	18	2	0														
O 9	@ LA	2	-2	-1.0	0	0	0														
O 16	v SF	2	16	8.0	13	1	0														
O 23	@ MIA	1	30	30.0	30	2	0														
O 30	v NE	1	2	2.0	2	1	0													1	
N 7	@ SEA	--- INACTIVE ---					2	13	6.5	13	1	0									
N 20	@ CIN	3	33	11.0	20	2	0														
N 27	v JAX																				
D 4	@ OAK																				
D 11	v PIT																				
D 18	v CLE																				
D 24	v MIA																				
J 1	@ NYJ																				
2016 TOTALS		16	165	10.3	31	9	0	2	13	6.5	13	2	0	0	0	---	0	1	0		
NFL CAREER		170	1580	9.3	56	78	1	102	794	7.8	71	19	4	13	64	4.9	16	4	0		
w/BUFFALO		16	165	10.3	31	9	0	2	13	6.5	13	2	0	1	16	16.0	16	2	0		

2016 GAME-BY-GAME DEFENSIVE STATS (DEFENSIVE BACKS)

Shaded rows indicates games started

		20 COREY GRAHAM										21 NICKELL ROBEY-COLEMAN										23 AARON WILLIAMS										
Date	Game	TT	UT	AT	Sacks	Yds	Int	Yds	TD	FF	FR	TT	UT	AT	Sacks	Yds	Int	Yds	TD	FF	FR	TT	UT	AT	Sacks	Yds	Int	Yds	TD	FF	FR	
S 11	@ BAL	1	1	0								0	0	0									3	3	0							
S 15	v NYJ	4	3	1								5	5	0									6	3	3							
S 25	v ARI	4	4	0	1.0	9.0	1	0	0			1	1	0								0	0	0							1	
O 2	@ NE	2	1	1								2	2	0								2	2	0								
O 9	@ LA	3	3	0								1	0	1			2	44	1			2	1	1								
O 16	v SF	8	5	3								1	1	0								3	2	1								
O 23	@ MIA	7	6	1								1	1	0								4	2	2								
O 30	v NE	1	1	0								2	1	1								--- INACTIVE ---										
N 7	@ SEA	6	3	3								1	1	0								--- INJURED RESERVE ---										
N 20	@ CIN	6	4	2								3	2	1								--- INJURED RESERVE ---										
N 27	v JAX																															
D 4	@ OAK																															
D 11	v PIT																															
D 18	v CLE																															
D 24	v MIA																															
J 1	@ NYJ																															
2016 TOTALS		42	31	11	1.0	9.0	1	0	0	0	1	17	14	3	0.0	0.0	2	44	1	0	1	20	13	7	0.0	0.0	0	0	0	0	1	
NFL CAREER		468	358	110	3.0	10.0	15	200	1	2	4	144	118	26	5.0	25.0	3	63	2	1	3	255	184	71	0.0	0.0	7	95	0	2	1	
w/BUFFALO		241	181	60	2.0	10.0	5	135	1	0	3	144	118	26	5.0	25.0	3	63	2	1	3	255	184	71	0.0	0.0	7	95	0	2	1	
		(LG: 0)										(LG: 41t)										(LG: 34)										
		(LG: 45)										(LG: 41t)										(LG: 34)										
		(LG: 45)										(LG: 41t)										(LG: 34)										

		24 STEPHON GILMORE										26 ROBERT BLANTON										27 DUKE WILLIAMS										
Date	Game	TT	UT	AT	Sacks	Yds	Int	Yds	TD	FF	FR	TT	UT	AT	Sacks	Yds	Int	Yds	TD	FF	FR	TT	UT	AT	Sacks	Yds	Int	Yds	TD	FF	FR	
S 11	@ BAL	5	3	2								0	0	0								1	1	0								
S 15	v NYJ	6	6	0								0	0	0								2	2	0								
S 25	v ARI	3	2	1			2	48	0			3	3	0								1	1	0								
O 2	@ NE	1	1	0								1	1	0								0	0	0								
O 9	@ LA	4	4	0								4	2	2								0	0	0								
O 16	v SF	3	3	0								0	0	0								0	0	0								
O 23	@ MIA	1	1	0								4	4	0								0	0	0								
O 30	v NE	3	3	0								10	7	3								0	0	0								
N 7	@ SEA	3	2	1								4	1	3								0	0	0								
N 20	@ CIN	6	5	1			2	56	0			0	0	0								--- RELEASED, 11/15 ---										
N 27	v JAX																															
D 4	@ OAK																															
D 11	v PIT																															
D 18	v CLE																															
D 24	v MIA																															
J 1	@ NYJ																															
2016 TOTALS		35	30	5	0.0	0.0	4	104	0	0	0	26	18	8	0.0	0.0	0	0	0	0	0	4	4	0	0.0	0.0	0	0	0	0	0	
NFL CAREER		213	186	27	0.0	0.0	13	221	0	4	0	214	145	69	0.0	0.0	1	1	0	0	1	126	94	32	1.0	2.0	2	68	0	2	4	
w/BUFFALO		213	186	27	0.0	0.0	13	221	0	4	0	26	18	8	0.0	0.0	0	0	0	0	0	126	94	32	1.0	2.0	2	68	0	2	4	
		(LG: 49)										(LG: 1)										(LG: 34)										
		(LG: 49)										(LG: 1)										(LG: 34)										
		(LG: 49)										(LG: 1)										(LG: 34)										

		27 JAMES IHEDIGBO										28 RONALD DARBY										29 KEVON SEYMOUR												
Date	Game	TT	UT	AT	Sacks	Yds	Int	Yds	TD	FF	FR	TT	UT	AT	Sacks	Yds	Int	Yds	TD	FF	FR	TT	UT	AT	Sacks	Yds	Int	Yds	TD	FF	FR			
S 11	@ BAL											7	7	0								--- INACTIVE ---												
S 15	v NYJ											6	5	1								1	1	0										
S 25	v ARI											--- INACTIVE ---										2	2	0										
O 2	@ NE											3	2	1								1	1	0										
O 9	@ LA											6	6	0								0	0	0										
O 16	v SF											3	3	0								0	0	0										
O 23	@ MIA											8	8	0								0	0	0										
O 30	v NE											3	3	0								0	0	0										
N 7	@ SEA											2	1	1								1	1	0										
N 20	@ CIN	1	1	0								4	2	2								2	2	0										
N 27	v JAX																																	
D 4	@ OAK																																	
D 11	v PIT																																	
D 18	v CLE																																	
D 24	v MIA																																	
J 1	@ NYJ																																	
2016 TOTALS		1	1	0	0.0	0.0	0	0	0	0	0	42	37	5	0.0	0.0	0	0	0	0	0	7	7	0	0.0	0.0	0	0	0	0	0			
NFL CAREER		333	236	97	9.0	58.0	8	140	0	9	2	110	98	12	0.0	0.0	2	48	0	0	0	7	7	0	0.0	0.0	0	0	0	0	0			
w/BUFFALO		1	1	0	0.0	0.0	0	0	0	0																								

2016 GAME-BY-GAME DEFENSIVE STATS (LINEBACKERS)

Shaded rows indicates games started

		49 BRYSON ALBRIGHT									50 RAMON HUMBER									51 BRANDON SPIKES																		
Date	Game	TT	UT	AT	Sacks	Yds	Int	Yds	TD	FF	FR	TT	UT	AT	Sacks	Yds	Int	Yds	TD	FF	FR	TT	UT	AT	Sacks	Yds	Int	Yds	TD	FF	FR							
S 11	@ BAL	--- INACTIVE ---									0 0 0									0 0 0																		
S 15	v NYJ	--- RELEASED, 9/15 ---									0 0 0									--- INACTIVE ---																		
S 25	v ARI	--- PRACTICE SQUAD ---									0 0 0									1 0 1																		
O 2	@ NE	--- PRACTICE SQUAD ---									0 0 0									0 0 0																		
O 9	@ LA	--- PRACTICE SQUAD ---									0 0 0									0 0 0																		
O 16	v SF	--- PRACTICE SQUAD ---									2 2 0									1 0 1																		
O 23	@ MIA	--- PRACTICE SQUAD ---									0 0 0									1 1 0																		
O 30	v NE	--- PRACTICE SQUAD ---									0 0 0									3 2 1																		
N 7	@ SEA	--- PRACTICE SQUAD ---									0 0 0									0 0 0																		
N 20	@ CIN	--- PRACTICE SQUAD ---									0 0 0									--- INACTIVE ---																		
N 27	v JAX																																					
D 4	@ OAK																																					
D 11	v PIT																																					
D 18	v CLE																																					
D 24	v MIA																																					
J 1	@ NYJ																																					
2016 TOTALS		0	0	0	0.0	0.0	0	0	0	0	0	2	2	0	0.0	0.0	0	0	0	0	0	0	6	3	3	0.0	0.0	0	0	0	0	0	0					
NFL CAREER		0	0	0	0.0	0.0	0	0	0	0	0	143	93	50	3.5	22.5	0	0	0	0	0	0	344	209	135	2.0	3.0	2	8	0	6	1						
w/BUFFALO		0	0	0	0.0	0.0	0	0	0	0	0	2	2	0	0.0	0.0	0	0	0	0	0	0	(LG: 5)						60	36	24	1.0	1.0	0	0	0	1	0

		52 PRESTON BROWN									53 ZACH BROWN									56 LERENTEE McCRAV												
Date	Game	TT	UT	AT	Sacks	Yds	Int	Yds	TD	FF	FR	TT	UT	AT	Sacks	Yds	Int	Yds	TD	FF	FR	TT	UT	AT	Sacks	Yds	Int	Yds	TD	FF	FR	
S 11	@ BAL	8	6	2							1	8	4	4									2	1	1							
S 15	v NYJ	16	7	9						1		14	8	6									0	0	0							
S 25	v ARI	4	3	1								12	10	2									0	0	0							
O 2	@ NE	8	4	4							1	17	12	5	1.0	4.0					2		0	0	0							
O 9	@ LA	8	5	3								9	6	3									1	1	0							1
O 16	v SF	8	5	3								8	5	3	1.0	1.0							1	0	1							
O 23	@ MIA	5	4	1								8	7	1									2	1	1							
O 30	v NE	7	6	1	1.0	5.0						11	7	4	1.0	8.0							4	1	3							
N 7	@ SEA	6	1	5								2	0	2									0	0	0							
N 20	@ CIN	4	3	1								12	8	4									0	0	0							
N 27	v JAX																															
D 4	@ OAK																															
D 11	v PIT																															
D 18	v CLE																															
D 24	v MIA																															
J 1	@ NYJ																															
2016 TOTALS		74	44	30	1.0	5.0	0	0	0	1	2	101	67	34	3.0	13.0	0	0	0	2	0	10	4	6	0.0	0.0	0	0	0	1	0	
NFL CAREER		96	172	127	1.0	5.0	3	46	1	2	4	101	67	34	3.0	13.0	0	0	0	2	0	29	15	14	1.5	13.5	0	0	0	2	0	
w/BUFFALO		96	172	127	1.0	5.0	3	46	1	2	4	101	67	34	3.0	13.0	0	0	0	2	0	10	4	6	0.0	0.0	0	0	0	1	0	

		57 LORENZO ALEXANDER									90 SHAQ LAWSON												
Date	Game	TT	UT	AT	Sacks	Yds	Int	Yds	TD	FF	FR	TT	UT	AT	Sacks	Yds	Int	Yds	TD	FF	FR		
S 11	@ BAL	3	1	2	0.5	4.5						--- PHYSICALLY UNABLE TO PERFORM ---											
S 15	v NYJ	4	4	0	1.0	4.0					1	--- PHYSICALLY UNABLE TO PERFORM ---											
S 25	v ARI	6	4	2	1.5	4.5					1	--- PHYSICALLY UNABLE TO PERFORM ---											
O 2	@ NE	4	3	1	1.0	0.0						--- PHYSICALLY UNABLE TO PERFORM ---											
O 9	@ LA	6	6	0	3.0	19.0						--- PHYSICALLY UNABLE TO PERFORM ---											
O 16	v SF	2	2	0	1.0	12.0					1	--- PHYSICALLY UNABLE TO PERFORM ---											
O 23	@ MIA	4	4	0	1.0	6.0						1	1	0									
O 30	v NE	1	1	0								3	1	2	1.0	5.0							
N 7	@ SEA	3	1	2	1.0	6.0						1	1	0	1.0	12.0							
N 20	@ CIN	5	2	3								1	1	0									
N 27	v JAX																						
D 4	@ OAK																						
D 11	v PIT																						
D 18	v CLE																						
D 24	v MIA																						
J 1	@ NYJ																						
2016 TOTALS		38	28	10	10.0	56.0	0	0	0	3	0	6	4	2	2.0	17.0	0	0	0	0	0	0	
NFL CAREER		164	109	55	19.0	118.0	0	0	0	5	2	6	4	2	2.0	17.0	0	0	0	0	0	0	
w/BUFFALO		38	28	10	10.0	56.0	0	0	0	3	0	6	4	2	2.0	17.0	0	0	0	0	0	0	

2016 BIG PLAYS

BILLS BIG PLAYS

◀ or ◀◀ Indicates plays on same drive

Date	Game	BILLS 10+ YARD RUSHES			BILLS 20+ YARD PASSES				
		Gain, Player	Qtr.	Drive Result	Gain, Player	Qtr.	Drive Result		
S 11	@ BAL	16, McCoy	2	◀	TD-R	33, Taylor-Clay	2	◀	TD-R
		13, McCoy	2	◀	TD-R				
S 15	v NYJ	15, Taylor	2	◀	Punt	84t, Taylor-Goodwin	1		TD-P
		10, McCoy	2	◀	Punt	71t, Taylor-Salas	3		TD-P
		24, McCoy	4		Downs	28, Taylor-Woods (10)/Goodwin (18)	4		Game
		10, Taylor	4		TD-R				
S 25	v ARI	49, Taylor	1	◀	FG	24, Taylor-Woods	1	◀◀	TD-R
		17, McCoy	1	◀	FG	28, Taylor-O'Leary	4		Punt
		24t, McCoy	1	◀◀	TD-R				
		18, McCoy	2	◀	TD-R				
		10, Taylor	2	◀	TD-R				
		20t, Taylor	3		TD-R				
O 2	@ NE	16, Gillislee	1		TD-R	22, Taylor-Woods	2		Punt
		14, Taylor	1		FG	23, Taylor-Woods	3		FGA
		11, Gillislee	2		FG				
O 9	@ LA	15, McCoy	1	◀	TD-P	29, Taylor-Clay	1	◀	TD-P
		22, Taylor	1	◀	TD-P				
		53, McCoy	2		TD-R				
		17, McCoy	2		FG				
		13, McCoy	3		Punt				
		24, McCoy	4		TD-P				
O 16	v SF	16, McCoy	1		Fumble	20, Taylor-Clay	1		TD-R
		38, McCoy	2	◀	TD-R	23, Taylor-O'Leary	3	◀	TD-P
		12t, McCoy	2	◀	TD-R	30t, Taylor-Hunter	3	◀	TD-P
		22, McCoy	2	◀◀	FG				
		10, Taylor	2	◀◀	FG				
		18, Taylor	2	◀◀	FG				
		12, McCoy	3	◀	TD-P				
		21, Taylor	4	◀◀	TD-R				
		18t, McCoy	4	◀◀	TD-R				
		44t, Gillislee	4		TD-R				
O 23	@ MIA	10t, Taylor	2		TD-R	67t, Taylor-Goodwin	3		TD-P
		20, Gillislee	3		Punt	25, Taylor-Tate	4		TD-R
O 30	v NE	28, Gillislee	1	◀	FG	22, Taylor-Felton	1	◀	FG
		14, Tate	1	◀	FG	25, Taylor-Bush	2		TD-R
		16, Gillislee	2		FGA	20, Taylor-Woods	3		Downs
		16, Schmidt	3	◀	TD-R	35, Manuel-Powell	4		TD-R
		26t, Taylor	3	◀	TD-R				
		17, Taylor	4		Downs				
N 7	@ SEA	11, McCoy	1		TD-P	25, Taylor-Woods	2		FG
		15, McCoy	2		Punt	29, Taylor-Woods	2		FGA
		12, McCoy	3		TD-R	25, Taylor-Woods	4		Downs
		16, Taylor	4		Punt				
N 20	@ CIN	21, McCoy	1	◀	TD-R	24, Taylor-Woods	1	◀	TD-R
		13, Gillislee	3		FG	34, Taylor-Tate	3	◀◀	FG
		10, Gillislee	3		Punt				
		14, Gillislee	3	◀◀	FG				
		11, Harvin	4	◀	Punt				
		13, Taylor	4	◀	Punt				
49 10+ yard rushes				23 20+ yard passes					

(continued on next page)

2016 BIG PLAYS (cont.)

OPPONENTS BIG PLAYS

◀ or ◀◀ or ◀◀◀ Indicates plays on same drive

Date	Game	OPPONENTS 10+ YARD RUSHES			OPPONENTS 20+ YARD PASSES		
		Gain, Player	Qtr.	Drive Result	Gain, Player	Qtr.	Drive Result
S 11	@ BAL	10, West	2	◀ TD-P	35, Flacco-Perriman	1	FG
		11, Wallace	4	Game	66t, Flacco-Wallace	2	◀ TD-P
S 15	v NYJ	10, Fitzpatrick	1	◀ FG	27, Flacco-Pitta	4	FG
		10, Forte	3	◀◀◀ TD-R	34, Fitzpatrick-Enunwa	1	◀ FG
		11, Forte	3	◀◀◀ TD-R	24, Fitzpatrick-Decker	1	FG
		12t, Forte	4	◀◀ TD-R	37, Fitzpatrick-Marshall	2	TD-R
S 25	v ARI	11, D.Johnson	2	TD-R	21, Fitzpatrick-Enunwa	2	◀◀ TD-P
		13, D.Johnson	3	Fumble	21, Fitzpatrick-Marshall	2	◀◀ TD-P
		22t, D.Johnson	3	TD-R	27, Fitzpatrick-Marshall	4	◀ FG
O 2	@ NE	11, Blount	3	FGA	35, Fitzpatrick-Decker	4	◀ FG
		10, Brissett	3	Punt	27, Fitzpatrick-Decker	4	◀◀ TD-R
		16, Blount	4	Downs	23, Palmer-Ja.,Brown	4	INT
O 9	@ LA	11, D.Johnson	3	INT	25, Palmer-Floyd	4	INT
		12, Gurley	2	TD-R	58, Brissett-Bennett	2	Fumble
		16, Gurley	3	FG	24, Keenum-Gurley	1	FG
O 16	v SF	11, Hyde	2	◀ TD-P	28, Keenum-Britt	1	Fumble
		11, Kaepernick	2	◀◀ FG	31, Keenum-Austin	2	FG
		15, Hyde	2	◀◀ FG	21, Keenum-Kendricks	3	INT
		10, Kaepernick	3	Punt	31, Keenum-Quick	4	◀ FG
		29, Kaepernick	3	Downs	26, Keenum-M.Brown	4	◀ FG
O 23	@ MIA	53t, Kaepernick-T.Smith	2	TD-P	26, Tannehill-Landry	1	Punt
		10, Ajayi	1	◀ FG	21, Tannehill-Landry	3	◀ TD-R
		11, Ajayi	1	◀ FG	66t, Tannehill-Stills	4	TD-P
		12, Ajayi	1	◀ FG			
		11, Ajayi	2	◀◀ FG			
		14, Ajayi	2	◀◀ FG			
		17, Ajayi	2	Half			
		10, Ajayi	3	◀ TD-R			
		13, Tannehill	3	◀ TD-R			
		53, Ajayi	4	Punt			
		14, Ajayi	4	◀ TD-R			
		12, D.Williams	4	◀ TD-R			
O 30	v NE	15, Brady	3	TD-R			
N 7	@ SEA	13, Lockett	1	TD-P			
N 20	@ CIN	17, Hill	2	INT			
		20, Hill	3	Punt			
		34 10+ yard rushes			30 20+ yard passes		

2016 GOAL TO GO

OFFENSE						DEFENSE					
Date	Opponent	#	Qtr.	Result	(pts)	Date	Opponent	#	Qtr.	Result	(pts)
9/11	BAL	1	2	TD	7	9/15	NYJ	1	2	TD	7
9/25	ARZ	2	1	FG	3	9/15	NYJ	2	2	TD	7
9/25	ARZ	3	2	TD	7	9/15	NYJ	3	3	TD	7
10/2	NE	4	1	TD	7	9/25	ARZ	4	2	TD	7
10/9	LA	5	1	TD	7	10/9	LA	5	2	TD	7
10/9	LA	6	2	TD	7	10/9	LA	6	4	FG	3
10/9	LA	7	2	FG	3	10/23	MIA	7	3	TD	7
10/9	LA	8	4	TD	7	10/30	NE	8	3	TD	7
10/16	SF	9	1	TD	7	11/7	SEA	9	1	TD	7
10/16	SF	10	4	TD	7	11/7	SEA	10	2	TD	7
10/23	MIA	11	2	TD	7	11/20	CIN	11	1	TD	7
10/23	MIA	12	4	TD	7	11/20	CIN	12	2	TD	7
10/30	NE	13	1	FG	3						
10/30	NE	14	2	TD	7						
10/30	NE	15	4	Downs	0						
10/30	NE	16	4	TD	7						
11/7	SEA	17	1	TD	7						
11/7	SEA	18	1	TD	7						
11/7	SEA	19	2	FG	3						
11/7	SEA	20	4	TD	7						
11/7	SEA	21	4	Downs	0						
11/20	CIN	22	1	TD	7						
11/20	CIN	23	2	FG	3						
11/20	CIN	24	4	FG	3						

2016 Breakdown: 24 times inside
16 touchdowns
6 Field Goals

Scoring Percentage: 92% (22 of 24)
Failed to Score: 8% (2 of 24)
TD Percentage: 67% (16 of 24)
FG Percentage: 25% (6 of 24)

2016 Breakdown: 12 times inside
11 touchdowns
1 Field Goals

Scoring Percentage: 100% (12 of 12)
Failed to Score: N/A
TD Percentage: 92% (11 of 12)
FG Percentage: 8% (1 of 12)

2016 INSIDE THE 20

OFFENSE						DEFENSE					
Date	Opponent	#	Qtr.	Result	(pts)	Date	Opponent	#	Qtr.	Result	(pts)
9/11	BAL	1	2	TD	(7)	9/11	BAL	1	4	FG	(3)
9/15	NYJ	2	4	TD	(7)	9/15	NYJ	2	1	FG	(3)
9/25	ARZ	3	1	FG	(3)	9/15	NYJ	3	1	FG	(3)
9/25	ARZ	4	2	TD	(7)	9/15	NYJ	4	2	TD	(7)
10/2	NE	5	1	TD	(7)	9/15	NYJ	5	2	TD	(7)
10/2	NE	6	2	FG	(7)	9/15	NYJ	6	3	TD	(7)
10/9	LA	7	1	TD	(7)	9/15	NYJ	7	4	FG	(3)
10/9	LA	8	2	TD	(7)	9/15	NYJ	8	4	TD	(7)
10/9	LA	9	2	FG	(3)	9/25	ARZ	9	2	TD	(7)
10/9	LA	10	4	TD	(7)	9/25	ARZ	10	3	FUM	(0)
10/9	LA	11	4	End of Game	(0)	9/25	ARZ	11	4	INT	(0)
10/16	SF	12	1	TD	(7)	10/2	NE	12	2	FUM	(0)
10/16	SF	13	2	TD	(7)	10/9	LA	13	1	FG	(3)
10/16	SF	14	4	TD	(7)	10/9	LA	14	2	FG	(3)
10/16	SF	15	4	TD	(7)	10/9	LA	15	2	TD	(7)
10/23	MIA	16	1	FG	(3)	10/9	LA	16	4	FG	(3)
10/23	MIA	17	2	TD	(7)	10/16	SF	17	1	FG	(3)
10/23	MIA	18	4	TD	(7)	10/16	SF	18	4	Downs	(0)
10/30	NE	19	1	FG	(3)	10/23	MIA	19	1	FG	(3)
10/30	NE	20	2	TD	(7)	10/23	MIA	20	2	FG	(3)
10/30	NE	21	4	Downs	(0)	10/23	MIA	21	3	TD	(7)
10/30	NE	22	4	TD	(7)	10/23	MIA	22	4	TD	(7)
11/7	SEA	23	1	TD	(7)	10/30	NE	23	1	TD	(7)
11/7	SEA	24	1	TD	(7)	10/30	NE	24	3	TD	(7)
11/7	SEA	25	2	FG	(3)	10/30	NE	25	3	TD	(7)
11/7	SEA	26	4	TD	(7)	10/30	NE	26	4	FG	(3)
11/7	SEA	27	4	Downs	(0)	11/7	SEA	27	1	TD	(7)
11/20	CIN	28	1	TD	(7)	11/7	SEA	28	2	TD	(7)
11/20	CIN	29	2	TD	(7)	11/7	SEA	29	2	TD	(7)
11/20	CIN	30	4	TD	(7)	11/7	SEA	30	2	TD	(7)
						11/20	CIN	31	1	TD	(7)
						11/20	CIN	32	2	TD	(7)

2016 Breakdown:	30 times inside 19 Touchdowns 8 field goals	2016 Breakdown:	32 times inside 17 touchdowns 11 field goals
Scoring Percentage:	90% (27 of 30)	Scoring Percentage:	88% (28 of 32)
Failed to Score:	10% (3 of 30)	Failed to Score:	13% (4 of 32)
TD Percentage:	63% (19 of 30)	TD Percentage:	53% (17 of 32)
FG Percentage:	27% (8 of 30)	FG Percentage:	34% (11 of 32)

THE LAST TIME...

PUNT RETURNED FOR A TD

By Bills: Marcus Thigpen vs. Green Bay Packers 12/14/14 (75 yards)
By Opponent: Travis Benjamin at Cleveland Browns, 10/3/13 (79 yards)

KICKOFF RETURNED FOR A TD

By Bills: CJ Spiller vs. Miami Dolphins 9/14/14 (102+ yards)
By Opponent: Marcus Thigpen vs. Miami Dolphins, 11/15/12 (96 yards)

INTERCEPTION RETURNED FOR A TD

By Bills: Nickell Robey-Coleman (41 yards) at LA Rams, 10/9/16
By Opponent: Telvin Smith (26 yards) at Jacksonville Jaguars, 10/25/15

AT LEAST TWO INTERCEPTIONS IN A GAME

By Bills: Stephon Gilmore (2) at Cincinnati Bengals, 11/20/16
By Opponent: Lavonte David (2) at Tampa Bay Buccaneers, 12/8/13

FUMBLE RETURNED FOR A TD

By Bills: Aaron Williams (53 yards) vs Arizona Cardinals, 9/25/16
By Opponent: Chris Clemons (6 yards) at Jacksonville Jaguars,
10/25/15

PUNT BLOCKED

By Bills: Jerry Hughes at Seattle Seahawks, 11/7/16
By Opponent: Chris Clemons at Miami Dolphins, 11/20/11

PUNT BLOCK RETURNED FOR A TD

By Bills: Manny Lawson vs. N.Y. Jets 11/24/14 (in end zone - Boobie Dixon blocked Ryan Quigley's punt)
By Opponent: Lex Hilliard at Miami Dolphins, 11/20/11 (in end zone – Chris Clemons blocked P Brian Moorman's punt)

FIELD GOAL BLOCKED

By Bills: Mario Williams vs. Green Bay Packers, 12/14/14
By Opponent: Joe Haden vs. Cleveland Browns, 11/30/14

FIELD GOAL BLOCK RETURNED FOR TD

By Bills: Cornelius Bennett vs. Denver Broncos, 9/30/90 (80 yards after Nate Odomes blocked David Treadwell's att.)
By Opponent: Lemar Parrish, Cincinnati Bengals, 11/8/70 (83 yards after Ken Riley blocked Grant Guthrie's att.)

EXTRA POINT BLOCKED

By Bills: Alex Carrington at San Diego Chargers, 12/11/11
By Opponent: Cam Thomas at LA, 10/9/16

EXTRA POINT MISSED

By Bills: Missed – Dan Carpenter vs. Arizona Cardinals, 9/25/16 (wide right)
By Opponent: Missed- Mike Nugent (2) at Cincinnati Bengals 11/20/16

TWO POINT CONVERSION ATTEMPTED and SUCCESSFUL

By Bills: Tyrod Taylor run at Seattle Seahawks, 11/7/16
By Opponent: Ryan Tannehill pass to Jarvis Landry at Miami Dolphins, 10/23/16

TWO POINT CONVERSION FAILED

By Bills: Tyrod Taylor is sacked at Kansas City, 11/29/15
By Opponent: Carson Palmer pass failed vs Arizona Cardinals, 9/25/16

SAFETY RECORDED

By Bills: Ryan Tannehill fumble out of bound in end zone for a Safety vs. Miami Dolphins, 11/8/15
By Opponent: LeSean McCoy tackled in the end zone for a safety vs Arizona Cardinals, 9/25/16

100 YARD INDIVIDUAL RUSHING GAME

By Bills: LeSean McCoy (140) vs San Francisco, 10/16/16
By Opponent: Jay Ajayi, (214 yards) at Miami Dolphins, 10/23/16

THE LAST TIME...

200 YARD INDIVIDUAL RUSHING GAME

By Bills: Fred Jackson (212 yards) vs. Indianapolis Colts, 1/3/10
By Opponent: Jay Ajayi, (214 yards) at Miami Dolphins, 10/23/16

TWO 100 YARD RUSHERS IN THE SAME GAME

By Bills: LeSean McCoy (112) & Karlos Williams (110) vs. Miami Dolphins 11/8/15
By Opponent: Stevan Ridley (106 yards) and Brandon Bolden (137 yards) vs. New England Patriots, 9/30/12

100 YARD INDIVIDUAL RECEIVING GAME

By Bills: Robert Woods (162) at Seattle Seahawks, 11/7/16
By Opponent: Jimmy Graham (103) at Seattle Seahawks, 11/7/16

200 YARD INDIVIDUAL RECEIVING GAME

By Bills: Lee Evans (265 yards) at Houston Texans, 11/19/06
By Opponent: Wes Welker (217 yards) vs. New England Patriots, 9/25/11

TWO 100 YARD RECEIVERS IN THE SAME GAME

By Bills: Steve Johnson (158 yards) and Lee Evans (105 yards) at Baltimore Ravens, 10/24/10
By Opponent: Eric Decker (126) and Brandon Marshall (101) vs New York Jets, 9/15/16

300+ YARD INDIVIDUAL PASSING GAME

By Bills: Kyle Orton (329) at Oakland Raiders, 12/21/14
By Opponent: Tom Brady (315) vs New England Patriots, 10/30/16

FIVE TOUCHDOWNS RUSHING

By Bills: Cookie Gilchrist vs. New York Titans, 12/8/63
By Opponent: Never accomplished

AT LEAST FOUR TOUCHDOWNS RUSHING

By Bills: Willis McGahee at Seattle Seahawks, 11/28/04
By Opponent: Clarence Williams at San Diego Chargers, 9/16/79

AT LEAST THREE TOUCHDOWNS RUSHING

By Bills: LeSean McCoy (3) vs San Francisco, 10/16/16
By Opponent: Matt Forte (3) vs New York Jets, 9/15/16

AT LEAST TWO TOUCHDOWNS RUSHING

By Bills: LeSean McCoy (3) vs San Francisco, 10/16/16
By Opponents: C.J. Anderson (3) at Denver Broncos, 12/7/14

FOUR TD RECEPTIONS

By Bills: Don Beebe vs. Pittsburgh Steelers, 9/8/91
By Opponents: Randy Moss vs. New England Patriots, 11/18/07

AT LEAST THREE TD RECEPTIONS

By Bills: Steve Johnson at Cincinnati Bengals, 11/21/10
By Opponents: Marvin Harrison at Indianapolis Colts, 9/23/01

AT LEAST TWO TD RECEPTIONS

By Bills: Sammy Watkins (2) at Kansas City Chiefs, 11/29/15
By Opponents: R. Gronkowski (2) vs. New England Patriots, 9/20/15

SIX TD PASSES

By Bills: Jim Kelly vs. Pittsburgh Steelers, 9/8/91
By Opponents: Daryle Lamonica at Oakland Raiders, 10/19/69

AT LEAST FIVE TD PASSES

By Bills: Jim Kelly vs. Cincinnati Bengals, 10/21/91
By Opponent: Drew Brees at New Orleans Saints, 10/27/13

THE LAST TIME...

AT LEAST FOUR TD PASSES

By Bills: Kyle Orton (4) at New York Jets, 10/26/14
By Opponent: Tom Brady (4) vs New England Patriots, 10/30/16

AT LEAST THREE TD PASSES

By Bills: Tyrod Taylor (3) vs. New York Jets, 9/15/16
By Opponents: Tom Brady (4) vs New England Patriots, 10/30/16

AT LEAST THREE SACKS

By Bills: (3.0) Lorenzo Alexander at LA Rams, 10/9/16
By Opponent: (3.0) C. Jones vs. New England Patriots, 09/20/15

LAST OVERTIME GAME

By Bills: 9/7/14 at Chicago Bears (23-20) W

WON IN OVERTIME

By Bills: 9/7/14 at Chicago Bears (23-20)
By Opponent: 12/1/13 vs. Atlanta Falcons (31-34)

SHUTOUT RECORDED

By Bills: 10/2/16 at New England Patriots (16-0)
By Opponent: 12/28/08 vs. New England Patriots (13-0)

AT LEAST 200-YARDS RUSHING

By Bills: 312 vs. San Francisco, 10/16/16
By Opponent: 256 at Miami Dolphins, 10/23/16

AT LEAST 300-YARDS RUSHING

By Bills: 312 vs. San Francisco, 10/16/16
By Opponent: 311 at San Francisco, 10/7/12

AT LEAST 400 NET YARDS PASSING

By Bills: 437 at Minnesota Vikings, 9/15/02
By Opponent: 451 vs. New England Patriots, 09/20/15

AT LEAST 300 NET YARDS PASSING

By Bills: 307 vs New York Jets, 9/15/16
By Opponent: 374 vs New York Jets, 9/15/16

AT LEAST 500 TOTAL YARDS

By Bills: 514 at Baltimore Ravens, 10/24/10
By Opponent: 493 vs New York Jets, 9/15/16

AT LEAST 400 TOTAL YARDS

By Bills: 491 vs. San Francisco, 10/16/16
By Opponent: 454 at Miami Dolphins, 10/23/16

50 OR MORE POINTS

By Bills: 54 at Kansas City Chiefs, 11/23/08
By Opponent: 52 vs. New England Patriots, 9/30/12

40 OR MORE POINTS

By Bills: 45 vs San Francisco, 10/16/16
By Opponent: 41 vs New England Patriots, 10/30/16

SCORED A TOUCHDOWN ON OFFENSE, DEFENSE AND SPECIAL TEAMS

By Bills: at Denver Broncos, 12/24/11 (C. Spiller rushing TD, J. Byrd interception return, L. McKelvin punt return)
By Opponent: at Cleveland Browns 10/3/13 (Josh Gordon receiving TD, T.J. Ward interception return, Travis Benjamin punt return TD)

2016 TURNOVER ANALYSIS

OFFENSIVE TURNOVERS

Date	Opponent	Turnover	Yardline	Qtr.	Result (Pts.)
9/15	NYJ	INT	NYJ 13	4	FG (3)
9/25	ARZ	INT	ARZ 10	2	Punt (0)
10/16	SF	Fumble	BUF 36	1	FG (3)
10/16	SF	Fumble	BUF 20	4	Downs (0)
11/7	SEA	INT	SEA 27	3	Punt (0)
11/20	CIN	INT	CIN 22	2	INT (0)

DEFENSIVE TURNOVERS

Date	Opponent	Turnover	Yardline	Qtr.	Result (Pts.)
9/11	BAL	Fumble	BAL 47	1	Punt (0)
9/15	NYJ	Fumble	NYJ 33	3	TD (7)
9/25	ARZ	INT	ARZ 30	4	FG (3)
9/25	ARZ	INT	BUF 1	4	Safety (0)
9/25	ARZ	INT	BUF -1	4	Punt (0)
9/25	ARZ	INT	BUF -5	4	End of Game (0)
9/25	ARZ	Fumble	BUF 22	3	TD (7)
10/2	NE	Fumble	BUF 18	2	Punt (0)
10/9	LA	Fumble	BUF 37	1	TD (7)
10/9	LA	INT	LA 41	3	TD (7)
10/9	LA	INT	LA 17	4	End of Game (0)
11/20	CIN	INT	CIN 41	2	FG (3)
11/20	CIN	INT	BUF 41	2	End of Half (0)

SPECIAL TEAMS TURNOVERS

Date	Opponent	Turnover	Yardline	Qtr.	Result (Pts.)
10/16	SF	Fumble Recovery	SF 27	1	TD (7)

MISCELLANEOUS TURONVERS

Date	Opponent	Explanation
------	----------	-------------

2016 ETCs

5-5 Regular Season Record
 1-3 In AFC East Games
 1-1 In AFC North Games
 0-0 In AFC South Games
 0-0 In AFC West Games
 3-1 In NFC Games

2-2 At Home
 3-3 On the Road
 5-5 Outdoors
 0-0 In Domed Stadiums
 1-2 On Grass

0-1 In 3-point or less Games
 5-4 When Won Coin Toss
 0-1 When Lost Coin Toss
 3-2 When Scored First
 2-3 When Opp. Scored First
 0-0 In overtime games

5-1 When Yielding 20 Points or Less

4-2 When Scoring 21 Points or More

4-1 When Led at Halftime
 1-4 When Trailing at Halftime
 0-0 When Tied at Halftime

5-1 When Led at the End of 3rd Quarter
 0-4 When Trailing at the End of 3rd Quarter
 0-0 When Tied at the End of 3rd Quarter

3-0 When Buffalo has 100-Yard Rusher

0-2 When Opp. has 100-Yard Rusher

0-2 When Buffalo has 100-Yard Receiver

0-4 When Opp. has 100-Yard Receiver

0-0 When Buffalo has 300-Yard Passer

0-2 When Opp. has 300-Yard Passer

2016 INSTANT REPLAY

Buffalo has challenged 5 plays this season under the NFL's replay system.

Date	Opp.	Explanation	Result
9/11	BAL	Buffalo challenged the runner broke the plane ruling	Upheld
9/15	NYJ	Buffalo challenged the pass completion ruling	Reversed
10/2	NE	Buffalo Challenged the short of the line gain ruling	Reversed
10/30	NE	Buffalo challenged the short of the line to gain ruling	Upheld
11/7	SEA	Buffalo challenged the runner was in bounds ruling	Reversed

REGULAR SEASON WEEK 1 – Bills 7, Ravens 13
September 11, 2016 – M&T Bank Stadium – 71,104

The Buffalo Bills dropped their 2016 regular season-opener, 13-7, to the Baltimore Ravens at M&T Bank Stadium, falling to 0-1 with the loss.

In his return to Baltimore, second-year starting QB Tyrod Taylor completed 68.2% of his pass attempts amongst five pass-catchers. Bills WR Sammy Watkins hauled in four passes for a team-high 43 yards and TE Charles Clay added four receptions for 40 yards and had Buffalo's largest offensive gain of the day with a 33-yard reception.

Running back LeSean McCoy had a game-high 58 rushing yards and scored Buffalo's lone touchdown on a fourth-and-goal situation in the second quarter.

Defensively, LBs Preston Brown and Zach Brown led the way with eight total tackles while CB Ronald Darby added a team-high seven individual tackles.

Jerry Hughes had a two sack performance and free-agent acquisitions LB Lorenzo Alexander (0.5) and DE Leger Douzable (1.5) rounded out Buffalo's fierce four-sack performance.

Leading the way for the Ravens was QB Joe Flacco, who finished the day 23-for-34 passing for 258 yards with one touchdown. Receiver Mike Wallace scored Baltimore's only touchdown of the contest with a 66-yard pass reception in the second quarter and a pair of Justin Tucker field goals provided enough offense to propel the Ravens.

TEAM	1	2	3	4	Final
BILLS	0	7	0	0	7
RAVENS	3	7	0	3	13

TEAM	QTR.	TIME	SCORING PLAY	DRIVE	SCORE
BAL	1	0:35	J.Tucker 50 yd. Field Goal	9-59, 4:47	0-3
BAL	2	10:11	M.Wallace 66 yd. pass from J.Flacco (J.Tucker kick)	6-85, 2:48)	0-10
BUF	2	3:02	L.McCoy 1 yd. run (D.Carpenter kick)	12-75, 7:09	7-10
BAL	4	5:39	J.Tucker 37 yd. Field Goal	13-59, 5:59	7-13

BUF BAL

First Downs	11	18
Rushes-Yards	24-65	28-83
Net Passing Yards	95	225
Total Net Yards	160	308
Passing (A-C-I)	15-22-0	34-23-0
Sacked by Opp.	2-16	4-33
Punts-Average	7-44.7	3-42.7
Fumbles-Lost	0-0	1-1
Penalties	8-89	6-35
Time of Poss.	27:07	32:53

RUSHING

RAVENS: J. Forsett 10-41; T. West 12-32; M. Wallace 1-11; K. Juszczyk 1-2; J. Flacco 4-minus-3

BILLS: L. McCoy 16-58; T. Taylor 5-11; R. Bush 3-minus-4

PASSING

RAVENS: J. Flacco 23-34, 258 yards, 1 TD

BILLS: T. Taylor 15-22, 111 yards

RECEIVING

RAVENS: S. Smith 5-19; M. Wallace 3-91, 1 TD; D. Pitta 3-39; J. Forsett 3-15; K. Juszczyk 2-21; K. Aiken 2-14; T. West 2-6; B. Perriman 1-35; C. Moore 1-13; C. Gillmore 1-5

BILLS: S. Watkins 4-43; R. Woods 4-20; L. McCoy 4-12; C. Clay 2-40; M. Gillislee 1-minus-4

REGULAR SEASON WEEK 2 – Bills 31, Jets 37
September 15, 2016 – New Era Field – 70,256

The Buffalo Bills lost their home opener 37-31 to the New York Jets in the inaugural game at New Era Field, falling to 0-2 on the season with the loss.

Quarterback Tyrod Taylor threw for a career-best 297 yards and three touchdowns, including an 84 yard touchdown pass to WR Marquise Goodwin, a career-long for both players. Goodwin finished the game with his first 100 yard receiving performance, WR Greg Salas scored on a 71 touchdown reception and hauled in a career-high 89 receiving yards and TE Charles Clay added a team-high five receptions.

On the defensive side of the ball, LB Preston Brown recorded a game-high 16 total tackles, LB Zach Brown added eight solo tackles with 14 total tackles and LB Lorenzo Alexander recorded the game's only sack.

Cornerback Nickell Robey-Coleman recovered a fumble forced by Preston Brown and returned it 36 yards for the game's only defensive touchdown.

New York was led by QB Ryan Fitzpatrick, who completed 24 of his 34 passes for 374 yards and one touchdown. Jets WR Eric Decker caught six passes for 126 yards and one touchdown, WR Brandon Marshall recorded six catches for 101 yards and WR Quincy Enunwa chipped in six receptions for 92 yards. On the ground, Matt Forte led the way with 100 yards rushing and three scores.

TEAM	1	2	3	4	Final
BILLS	7	3	14	7	31
JETS	6	14	7	10	37

TEAM	QTR.	TIME	SCORING PLAY	DRIVE	SCORE
NYJ	1	6:41	N.Folk 28 yd. Field Goal	15-65, 8:19	3-0
BUF	1	5:16	M.Goodwin 84 yd. pass from T.Taylor (D.Carpenter kick)	3-82, 1:25	3-7
NYJ	1	0:00	N.Folk 29 yd. Field Goal	9-75, 5:16	6-7
NYJ	2	11:07	M.Forte 1 yd. run (N.Folk kick)	6-66, 2:15	13-7
NYJ	2	3:53	E.Decker 5 yd. pass from R.Fitzpatrick (N.Folk kick)	7-77, 3:54	20-7
BUF	2	0:05	D.Carpenter 39 yd. Field Goal	13-54, 3:48	20-10
BUF	3	14:09	G.Salas 71 yd. pass from T.Taylor (D.Carpenter kick)	3-75, 0:51	20-17
BUF	3	11:15	N.Robey-Coleman 36 yd. fumble return (D.Carpenter kick)	N/A	20-24
NYJ	3	2:12	M.Forte 3 yd. run (N.Folk kick)	12-84, 6:27	27-24
NYJ	4	10:40	N.Folk 36 yd. Field Goal	8-69, 4:12	30-24
NYJ	4	4:02	M.Forte 12 yd. run (N.Folk kick)	5-56, 3:01	37-24
BUF	4	1:17	M.Gillislee 18 yd. pass from T.Taylor (D.Carpenter kick)	10-75, 2:45	37-31

BUF NYJ

First Downs	16	28
Rushes-Yards	19-86	36-123
Net Passing Yards	307	370
Total Net Yards	393	493
Passing (A-C-I)	19-31-1	34-24-0
Sacked by Opp.	0-0	1-4
Punts-Average	3-39.3	2-41.0
Fumbles-Lost	1-0	2-1
Penalties	6-59	7-50
Time of Poss.	20:48	39:12

RUSHING

JETS: M. Forte 30-100; R. Fitzpatrick 5-21; B. Powell 1-2

BILLS: L. McCoy 15-59; T. Taylor 2-25; E. Manuel 2-2

PASSING

JETS: R. Fitzpatrick 24-34, 374 yards, 1 TD

BILLS: T. Taylor 18-30, 297 yards, 3 TDs; E. Manuel 1-1. 10 yards

RECEIVING

JETS: E. Decker 6-126; B. Marshall 6-101; Q. Enunwa 6-92; J. Marshall 3-45; M. Forte 2-9; B. Powell 1-1

BILLS: M. Goodwin 2-112; G. Salas 4-89; L. McCoy 4-31; C. Clay 5-27; S. Watkins 2-20; M. Gillislee 1-18; R. Woods 1-10

REGULAR SEASON WEEK 3 – Bills 33, Cardinals 18
September 25, 2016 – New Era Field – 68,647

The Buffalo Bills used a powerful rushing attack and a stout defensive performance to top the Arizona Cardinals 33-18 at New Era Field, lifting their record to 1-2 on the season.

Running back LeSean McCoy ran for 110 yards on 17 carries, boasting a 6.5 yards per carry average and having his first multi-touchdown game as a Bill. Quarterback Tyrod Taylor provided 76 yards on the ground, including a 20-yard touchdown run and a team-record 49-yard scamper.

Robert Woods was Buffalo's top receiving option on the day with six catches for 51 yards and fellow receiver Walt Powell recorded his first three career catches for 28 yards.

Defensively, Stephon Gilmore notched two interceptions with Corey Graham and Corey White each picking one off themselves. Lorenzo Alexander finished the day with 1.5 sacks, his third consecutive game with a sack, and was joined by, Graham, Kyle Williams, Jerry Hughes and Lerentee McCray in the sack column. Linebacker Zach Brown recorded 12 total tackles with 10 individual stops and White recorded eight solo tackles and nine combination tackles.

Aaron Williams recovered a fumble on special teams and raced it back 53 yards for the score, resulting in Buffalo's second consecutive game with a fumble returned for a touchdown.

Arizona was paced by running back David Johnson, who ran for 83 yards and two touchdowns and recorded 28 through the air. Quarterback Carson Palmer threw for 287 yards, John Brown had a game-high 70 receiving yards and defensive back Patrick Peterson recorded an interception.

TEAM	1	2	3	4	Final
Bills	10	7	13	3	33
Cardinals	0	7	6	5	18

TEAM	QTR.	TIME	SCORING PLAY	DRIVE	SCORE
Bills	1	3:29	D.Carpenter 19 yd. Field Goal	7-77, 3:51	3-0
Bills	1	0:55	L.McCoy 24 yd. run (D.Carpenter kick)	5-53, 1:30	10-0
Bills	2	10:25	L.McCoy 5 yd. run (D.Carpenter kick)	6-52, 2:51	17-0
Cardinals	2	1:05	D.Johnson 4 yd. run (C.Catanzaro kick)	17-84, 9:20	17-7
Bills	3	10:31	T.Taylor 20 yd. run (kick failed, wr)	6-47, 2:49	23-7
Bills	3	2:25	A.Williams 53 yd. fumble return (D.Carpenter kick)	N/A	30-7
Cardinals	3	0:12	D.Johnson 22 yd. run (pass failed)	6-83, 2:13	30-13
Cardinals	4	10:36	C.Catanzaro 60 yd. Field Goal	5-4, 2:19	30-16
Bills	4	4:48	D.Carpenter 45 yd. Field Goal	4-3, 1:42	33-16
Cardinals	4	3:04	L.McCoy tackled in end zone by C.Peters for a Safety	N/A	33-18

BUF ARZ

First Downs	16	25
Rushes-Yards	32-208	22-88
Net Passing Yards	88	260
Total Net Yards	296	348
Passing (A-C-I)	25-14-1	50-26-4
Sacked by Opp.	4-31	5-27
Punts-Average	6-35.3	5-35.6
Fumbles-Lost	3-0	3-1
Penalties	9-75	8-50
Time of Poss.	26:00	34:00

RUSHING

CARDINALS: D. Johnson 19-83; C.

Johnson 2-5; D. Butler 1-0

BILLS: L. McCoy 17-110; T. Taylor 9-76;

M. Gillislee 3-20; J. Williams 3-2

PASSING

CARDINALS: C. Palmer 26-50, 287

yards, 4 INTs

BILLS: T. Taylor 14-15, 119 yards, 1 INT

RECEIVING

CARDINALS: L. Fitzgerald 7-60; Jo.

Brown 6-70; M. Floyd 4-65; Ja. Brown 3-

49; D. Johnson 3-28; D. Fells 2-15; T.

Niklas 1-0

BILLS: R. Woods 6-51; W. Powell 3-28;

L. McCoy 3-6; N. O'Leary 1-28; M.

Goodwin 1-6

REGULAR SEASON WEEK 4 – Bills 16, Patriots 0
October 2, 2016 – Gillette Stadium – 66, 829

The Buffalo Bills recorded their first road shutout in 26 years to defeat the New England Patriots 16-0 at Gillette Stadium. With the win, Buffalo improves its record to 2-2 on the season.

Buffalo's offense was paced by LeSean McCoy's 108 yards of total offense, including a seven-yard touchdown pass from Tyrod Taylor for the game's only touchdown. McCoy finished the game with 70 rushing yards and six receptions for 38 yards.

Taylor completed a season-high 27 passes on a season-high 39 attempts for 246 yards and added 28 yards on the ground while WR Robert Woods led Buffalo with 89 yards on a game-high seven receptions. Tight end Charles Clay chipped in five receptions for 47 yards.

On the defensive side of the ball, LB Zach Brown recorded a career-high 18 tackles, forced two fumbles and added one sack. Linebackers Jerry Hughes and Lorenzo Alexander each contributed sacks to the shutout and both reached 4.0 sacks on the season, good for third in the NFL. Safety Aaron Williams recorded three passes defended and Preston Brown finished with seven total tackles. With the performance, Zach Brown sits first in the league with 52 tackles and Preston Brown is 10th with 37 tackles.

The New England Patriots were led by tight end Martellus Bennett, whose 58 yard reception in the second quarter sparked his five-reception, 109 yard performance. LeGarrette Blount ran for 54 yards, rookie QB completed 63% of his passes for 205 yards and cornerback Logan Ryan set career-highs with 14 individual tackles and 17 total tackles.

TEAM	1	2	3	4	Final
Bills	7	6	3	0	16
Patriots	0	0	0	0	0

TEAM	QTR.	TIME	SCORING PLAY	DRIVE	SCORE
Bills	1	5:31	L.McCoy 7 yd. pass from T.Taylor (D.Carpenter kick)	12-65, 7:11	7-0
Bills	2	14:49	D.Carpenter 34 yd. Field Goal	10-52, 3:58	10-0
Bills	2	7:46	D.Carpenter 43 yd. Field Goal	12-71, 4:40	13-0
Bills	3	0:28	D.Carpenter 44 yd. Field Goal	11-44, 4:27	16-0

BUF NE

First Downs	24	13
Rushes-Yards	32-134	22-90
Net Passing Yards	244	187
Total Net Yards	378	277
Passing (A-C-I)	39-27-0	27-17-0
Sacked by Opp.	2-2	3-18
Punts-Average	4-40.8	6-52.2
Fumbles-Lost	0-0	5-1
Penalties	6-60	9-74
Time of Poss.	36:11	23:49

RUSHING

PATRIOTS: L. Blount 13-54; J. Brissett 4-

23; J. White 4-12; J. Edelman 1-1

BILLS: L. McCoy 19-70; M. Gillislee 6-30;

T. Taylor 5-28; B. Tate 1-4; J. Felton 1-2

PASSING

PATRIOTS: J. Brissett 17-27, 205 yards

BILLS: T. Taylor 27-29, 246 yards, 1 TD

RECEIVING

PATRIOTS: M. Bennett 5-109; J. White

5-50; L. Blount 3-4; B. Bolden 2-15; J.

Edelman 1-16; R. Gronkowski 1-11

BILLS: R. Woods 7-89; L. McCoy 6-38,

C. Clay 5-47; W. Powell 4-22, N. O'Leary

2-20; M. Gillislee 1-13; M. Goodwin 1-12;

J. Felton 1-5

REGULAR SEASON WEEK 5 – Bills 30, Rams 19
October 9, 2016 – LA Coliseum – 83,679

The Buffalo Bills won their third consecutive game by downing the Los Angeles Rams 30-19 in their first game in Los Angeles since 1983. With the win, Buffalo rises to 3-2 on the season.

Running back LeSean McCoy rushed averaged 8.3 yards per carry and totaled 150 yards on the ground, his highest output in two years. Quarterback Tyrod Taylor threw for a pair of touchdowns and added 28 yards on the ground and running back Mike Gillislee scored on a five yard rush. Tight end Charles Clay had his most efficient game of the year with five receptions for 73 yards.

On the defensive side of the ball, LB Lorenzo Alexander notched 3.0 sacks to extend his sack streak to five games and push his total to an NFL-high 7.0 sacks. In his return to the stadium where he starred at USC, CB Nickell Robey-Coleman recorded two interceptions and took one back 41 yards for a touchdown. Rookie DT Adolphus Washington added his first career sack on the day as well.

Leading the way for the Rams was RB Todd Gurley, who totaled a season-high 108 total yards and one touchdown. Quarterback Case Keenum threw for 271 yards, WR Tavon Austin caught seven passes for 59 yards and added 26 yards on the ground and WR Kenny Britt recorded a game-high 75 receiving yards.

TEAM	1	2	3	4	Final
BILLS	7	9	7	7	30
RAMS	3	10	3	3	19

TEAM	QTR.	TIME	SCORING PLAY	DRIVE	SCORE
Rams	1	9:31	G.Zuerlein 37 yd. Field Goal	12-60, 5:29	0-3
Bills	1	2:22	J.Hunter 4 yd. pass from T.Taylor (D.Carpenter kick)	12-76, 7:09	7-3
Bills	2	13:59	M.Gillislee 5 yd. run (kick blocked)	2-63, 1:01	13-3
Rams	2	7:46	G.Zuerlein 32 yd. Field Goal	5-52, 2:33	13-6
Rams	2	1:56	T.Gurley 1 yd. run (G.Zuerlein kick)	8-64, 4:39	13-13
Bills	2	0:00	D.Carpenter 23 yd. Field Goal	10-70, 1:56	16-13
Rams	3	8:05	G.Zuerlein 54 yd. Field Goal	9-48, 5:13	16-16
Bills	3	3:54	N.Robey-Coleman 41 yd. interception return (D.Carpenter kick)	N/A	23-16
Rams	4	5:51	G.Zuerlein 22 yd. Field Goal	13-89, 8:16	23-19
Bills	4	2:37	M.Goodwin 6 yd. pass from T.Taylor (D.Carpenter kick)	3-25, 1:04	30-19

BUF LA

First Downs	15	23
Rushes-Yards	27-193	29-102
Net Passing Yards	112	243
Total Net Yards	305	345
Passing (A-C-I)	23-12-0	31-21-2
Sacked by Opp.	2-12	4-28
Punts-Average	6-46.0	2-54.5
Fumbles-Lost	1-0	2-1
Penalties	7-60	6-40
Time of Poss.	24:26	35:34

RUSHING

RAMS: T. Gurley 23-72; T. Austin 3-26; M. Brown 2-2; B. Marquez 1-2
BILLS: L. McCoy 18-150; T. Taylor 5-28; M. Gillislee 2-6; J. Felton 1-6; R. Bush 1-3

PASSING

RAMS: C. Keenum 21-31, 271 yards, 2 INT
BILLS: T. Taylor 12-23, 124 yards, 2 TDs

RECEIVING

RAMS: T. Austin 7-59; K. Britt 5-75; B. Quick 3-51; T. Gurley 3-36; L. Kendricks 2-24; M. Brown 1-26
BILLS: C. Clay 5-73; R. Woods 2-26; M. Goodwin 2-13; L. McCoy 2-8, J. Hunter 1-4

REGULAR SEASON WEEK 6 – Bills 45, 49ers 16
October 16, 2016 – New Era Field – 70,003

The Buffalo Bills used a 312 yard rushing performance to gash the San Francisco 49ers 45-16 at New Era Field. With 491 yards of total offense, their most since the 2010 season, the Bills have won four games in a row for the first time since ripping off four straight to open the 2008 season.

Running back LeSean McCoy ran for 140 yards and three touchdowns on 19 carries, his fourth straight game with over 100 yards from scrimmage. McCoy became the third running back to rush for 140 yards and three touchdowns on under 20 carries since entering the league in 2009. With his week six performance, McCoy now leads the AFC in rushing.

Quarterback Tyrod Taylor tossed two touchdowns and added 68 yards on the ground to push his season total to 236, the highest rushing total in the league amongst quarterbacks. Running back Mike Gillislee chipped in 60 yards and a touchdown on the ground, WR Robert Woods caught his first touchdown of the season and WR Justin Hunter caught his second touchdown in as many games since debuting with Buffalo.

Defensively, LB Preston Brown led the way with nine tackles, rookie DE Adolphus Washington recorded a sack for the second straight game and LB Lorenzo Alexander became the first Bills linebacker to ever have a six-game sack streak while pushing his season total to 8.0 on the year, the most in the NFL. Defensive back Nickell Robey-Coleman forced a special teams fumble to account for his third turnover in two weeks.

For the 49ers, QB Colin Kaepernick threw for 187 yards and a touchdown while adding 66 yards on the ground in his season debut. Wide receiver Torrey Smith recorded a game-high 76 receiving yards and LB Nick Bellore led the game with 12 tackles and forced a fumble.

TEAM	1	2	3	4	Final
BILLS	7	10	7	21	45
49ers	3	10	0	3	16

TEAM	QTR.	TIME	SCORING PLAY	DRIVE	SCORE
49ers	1	5:43	P.Dawson 33 yd. Field Goal	7-13, 3:53	0-3
BILLS	1	0:14	L.McCoy 4 yd. run (D.Carpenter kick)	11-75, 5:29	7-3
49ers	2	13:56	T.Smith 53 yd. pass from C.Kaepernick (P.Dawson kick)	4-75, 1:18	7-10
BILLS	2	10:18	L.McCoy 12 yd. run (D.Carpenter kick)	7-75, 3:38	14-10
49ers	2	5:54	P.Dawson 48 yd. Field Goal	9-59, 4:24	14-13
BILLS	2	0:21	D.Carpenter 40 yd. Field Goal	14-53, 5:33	17-13
BILLS	3	2:34	J.Hunter 30 yd. pass from T.Taylor (D.Carpenter kick)	4-60, 1:55	24-13
49ers	4	14:48	P.Dawson 47 yd. Field Goal	8-46, 2:46	24-16
BILLS	4	10:53	L.McCoy 18 yd. run (D.Carpenter kick)	8-75, 3:55	31-16
BILLS	4	10:32	R.Woods 5 yd. pass from T.Taylor (D.Carpenter kick)	1-27, 0:11	38-16
BILLS	4	5:34	M.Gillislee 44 yd. run (D.Carpenter kick)	7-73, 3:25	45-16

BUF SF

First Downs	29	16
Rushes-Yards	44-312	28-133
Net Passing Yards	179	167
Total Net Yards	491	300
Passing (A-C-I)	28-17-0	29-13-0
Sacked by Opp.	3-0	3-20
Punts-Average	3-50.7	5-41.8
Fumbles-Lost	3-2	2-1
Penalties	7-71	6-52
Time of Poss.	35:11	24:49

RUSHING

49ers: C. Kaepernick 8-66; C. Hyde 14-52; M. Davis 5-13; S. Draughn 1-2
BILLS: L. McCoy 19-140; T. Taylor 8-68; M. Gillislee 6-60; J. Williams 5-21; E. Manuel 3-11; R. Bush 2-6; R. Woods 1-6

PASSING

49ers: C. Kaepernick 13-29, 187 yards, 1 TD
BILLS: T. Taylor 17-26, 179 yards, 2 TDs; E. Manuel 0-2, 0 yards

RECEIVING

49ers: T. Smith 3-76; Q. Patton 4-52; V. McDonald 2-25; R. Streater 1-16; J. Kerley 2-12; M. Davis 1-6
BILLS: C. Clay 5-52; R. Woods 5-44; J. Hunter 1-30; N. O'Leary 2-29; M. Goodwin 2-22; L. McCoy 1-2

REGULAR SEASON WEEK 7 – Bills 25, Dolphins 28
October 23, 2016 – Hard Rock Stadium – 65,658

The Buffalo Bills were unable to win their fifth straight game, losing a close contest to the Miami Dolphins, 28-25, at Hard Rock Stadium. With the result, Buffalo slips to 4-3 on the season.

Quarterback Tyrod Taylor threw for 221 yards and a touchdown and added 35 yards and a score on the ground, his fourth career game with a touchdown on the air and ground. Receiver Marquise Goodwin caught four passes for 93 yards and a 67 yard touchdown and RB Reggie Bush added his first Bills touchdown in the fourth quarter.

Defensively, LB Lorenzo Alexander extended his sack streak to seven games and upped his NFL-high total to 9.0 on the year. Defensive back Ronald Darby added a game-high eight solo tackles and safety Corey Graham added three passes defended.

Wide receiver Brandon Tate added 71 total return yards and 31 yards receiving.

Running back Jay Ajayi led the Dolphins with 214 yards rushing and one score. Kenny Stills added five catches for 100 yards, including a 66-yard receiving touchdown, and WR Jarvis Landry had 78 yards through the air. Cameron Wake had a game-high 1.5 sacks for the Dolphins, who had four total as a team.

TEAM	1	2	3	4	Final
BILLS	3	7	7	8	25
DOLPHINS	3	3	8	14	28

TEAM	QTR.	TIME	SCORING PLAY	DRIVE	SCORE
Dolphins	1	7:28	A.Franks 36 yd. Field Goal	15-64, 7:32	0-3
Bills	1	0:49	D.Carpenter 29 yd. Field Goal	6-20, 1:59	3-3
Bills	2	11:47	T.Taylor 10 yd. run (D.Carpenter kick)	7-40, 2:50	10-3
Dolphins	2	3:47	A.Franks 33 yd. Field Goal	12-58, 8:00	10-6
Bills	3	5:51	M.Goodwin 67 yd. pass from T.Taylor (D.Carpenter kick)	1-67, 0:09	17-6
Dolphins	3	0:18	J.Ajayi 4 yd. run (R.Tannehill-J.Landry pass)	10-75, 5:33	17-14
Dolphins	4	3:56	D.Williams 12 yd. run (A.Franks kick)	6-64, 3:49	17-21
Dolphins	4	2:24	K.Stills 66 yd. pass from R.Tannehill (A.Franks kick)	3-70, 1:03	17-28
Bills	4	0:14	R.Bush 1 yd. run (T.Taylor-R.Bush pass)	13-75, 2:10	25-28

BUF **MIA**

First Downs	16	26
Rushes-Yards	22-67	41-256
Net Passing Yards	200	198
Total Net Yards	267	454
Passing (A-C-I)	28-14-0	25-15-0
Sacked by Opp.	4-21	1-6
Punts-Average	7-41.1	5-25.0
Fumbles-Lost	0-0	0-0
Penalties	6-45	13-116
Time of Poss.	22:58	37:02

RUSHING

DOLPHINS: J. Ajayi 28-214; R. Tannehill 6-21; D. Williams 4-16; A. Foster 3-5

BILLS: T. Taylor 7-35; M. Gillislee 5-20; L. McCoy 8-11; R. Bush; J. Felton

PASSING

DOLPHINS: R. Tannehill 15-25, 204, 1 TD

BILLS: T. Taylor 14-28, 221, 1 TD

RECEIVING

DOLPHINS: K. Stills 5-100; J. Landry 5-78; D. Parker 3-20; A. Foster 1-4; J. Ajayi 1-2

BILLS: M. Goodwin 4-93; B. Tate 2-31; C. Clay 2-29; J. Hunter 2-25; W. Powell 2-23; R. Bush 1-13; N. O'Leary 1-7

REGULAR SEASON WEEK 8 – Bills 25, Patriots 41
October 30, 2016 – New Era Field – 70,442

The Buffalo Bills were defeated by the New England Patriots, 41-25, at New Era Field to fall to 4-4 at the midway point of the season.

Running back Mike Gillislee ran for a season-high 85 rushing yards to pace a 167 yard rushing performance for the Bills, which included four rushers having a carry of over 10 yards. Quarterback Tyrod Taylor threw for 183 yards and added a career-long touchdown run of 26 yards. Wide-out Walter Powell had a career-high 59 receiving yards and RB Reggie Bush added a season-high 94 all-purpose yards for the Bills.

On the defensive side of the ball, LB Zach Brown added 11 tackles to push his season-total an NFL-high 87, 13 more than the next best tackler. Rookie Shaq Lawson added his first career sack in his first home game, LB Preston Brown contributed his first career sack, DT Marcell Dareus added a sack in his first game of the year and LB Zach Brown and DT Kyle Williams had sacks to lead the Buffalo defense.

New England was anchored by Tom Brady's 315 passing yards and four touchdowns on the day. Tight end Rob Gronkowski caught five passes for 109 yards and a touchdown, WR Chris Hogan hauled in four passes for 91 yards and a score and DE Trey Flowers chipped in a game-high two sacks for the winning side.

TEAM	1	2	3	4	Final
BILLS	3	7	7	8	25
PATRIOTS	14	10	14	3	41

TEAM	QTR.	TIME	SCORING PLAY	DRIVE	SCORE
Bills	1	11:05	D.Carpenter 23 yd. Field Goal	10-70, 3:55	3-0
Patriots	1	4:35	D.Amendola 9 yd. pass from T.Brady (S.Gostkowski kick)	14-70, 6:30	3-7
Patriots	1	1:33	C.Hogan 53 yd. pass from T.Brady (S.Gostkowski kick)	3-45, 2:08	3-14
Bills	2	6:26	M.Gillislee 3 yd. run (D.Carpenter kick)	5-59, 2:14	10-14
Patriots	2	4:18	R.Gronkowski 53 yd. pass from T.Brady (S.Gostkowski kick)	4-79, 2:08	10-21
Patriots	2	0:00	S.Gostkowski 51 yd. Field Goal	5-28, 0:27	10-24
Patriots	3	14:00	J.Edelman 12 yd. pass from T.Brady (S.Gostkowski kick)	2-24, 1:00	10-31
Bills	3	7:57	T.Taylor 26 yd. run (D.Carpenter kick)	13-75, 6:03	17-31
Patriots	3	3:05	L.Blount 1 yd. run (S.Gostkowski kick)	12-75, 4:52	17-38
Patriots	4	7:06	S.Gostkowski 32 yd. Field Goal	13-76, 7:49	17-41
Bills	4	0:30	J.Williams 1 yd. run (E.Manuel-N.O'Leary pass)	6-66, 1:56	25-41

BUF **NE**

First Downs	25	23
Rushes-Yards	26-167	23-72
Net Passing Yards	209	285
Total Net Yards	376	357
Passing (A-C-I)	40-20-0	33-22-0
Sacked by Opp.	2-9	5-30
Punts-Average	3-43.7	3-44.7
Fumbles-Lost	2-0	1-0
Penalties	12-84	10-116
Time of Poss.	30:09	29:51

RUSHING

PATRIOTS: L. Blount 18-43; J. White 2-15; T. Brady 1-15; J. Edelman 1-0; J. Garoppolo 1-minus-1

BILLS: M. Gillislee 12-85; T. Taylor 5-48; C. Schmidt 1-16; B. Tate 1-14; J. Williams 5-12; R. Bush 2-minus-8

PASSING

PATRIOTS: T. Brady 22-33, 315 yards, 4 TD's

BILLS: T. Taylor 19-38, 183 yards; E. Manuel 1-2, 35 yards

RECEIVING

PATRIOTS: R. Gronkowski 5-109, C. Hogan 4-91, J. Edelman 4-37, M. Bennett 4-35, D. Amendola 3-29, J. White 2-14

BILLS: W. Powell 3-59, R. Woods 4-50, R. Bush 2-34, J. Felton 2-26, B. Tate 2-17, N. O'Leary 1-10, M. Gillislee 3-9, J. Hunter 1-7, C. Clay 1-6

REGULAR SEASON WEEK 9 – Bills 25, Seahawks 31
November 7, 2016 – CenturyLink Field – 69,084

The Buffalo Bills dropped a tightly contested match versus the Seattle Seahawks on their only Monday Night Football appearance of the season, losing 31-25 on the road. With the loss, the Bills head into the bye week at 4-5.

Buffalo racked up 425 total net yards of offense and scored on their first play from scrimmage for the first time since the 1998 season. LeSean McCoy paced a 162-yard team rushing performance with a game-high 85 yards, QB Tyrod Taylor added 43 yards and a touchdown on the ground and RB Mike Gillislee had 32 yards rushing and a score for the Bills. McCoy also chipped in 35 receiving yards to finish the day with over 100 yards from scrimmage.

Taylor threw for 289 yards, his second highest total ever, and a touchdown to WR Justin Hunter, who is tied with WR Marquise Goodwin with a team-high three TDs on the season. Robert Woods caught a career-high 10 passes for a career-high 162 yards and Goodwin racked up 43 receiving yards of his own.

On the other side of the line of scrimmage, LB Lorenzo Alexander notched his NFL-leading 10th sack of the season, DT Kyle Williams added a sack, rookie DE Shaq Lawson had a sack for his second consecutive game and LB Jerry Hughes registered a sack and blocked punt on the day.

Seattle was led by QB Russell Wilson, who completed 77% of his passes for 282 yards and two touchdowns. Tight end Jimmy Graham recorded eight catches for 103 yards and two TDs, WR Doug Baldwin caught six passes for 89 yards and LB Bobby Wagner was responsible for 16 tackles and 0.5 sacks.

TEAM	1	2	3	4	Final
BILLS	14	3	0	8	25
SEAHAWKS	7	21	0	3	31

TEAM	QTR.	TIME	SCORING PLAY	DRIVE	SCORE
Bills	1	13:32	T.Taylor 3 yd. run (D.Carpenter kick)	1-3, 0:04	7-0
Seahawks	1	12:21	R.Wilson 3 yd. run (S.Hauschka kick)	3-58, 1:11	7-7
Bills	1	2:21	J.Hunter 5 yd. pass from T.Taylor (D.Carpenter kick)	17-75, 10:00	14-7
Seahawks	2	14:54	J.Graham 17 yd. pass from R.Wilson (S.Hauschka kick)	5-65, 2:27	14-14
Bills	2	9:32	D.Carpenter 31 yd. Field Goal	12-62, 5:22	17-14
Seahawks	2	4:29	C.Michael 3 yd. run (S.Hauschka kick)	3-40, 1:42	17-21
Seahawks	2	1:00	J.Graham 18 yd. pass from R.Wilson (S.Hauschka kick)	6-68, 1:19	17-28
Bills	4	14:26	M.Gillislee 1 yd. run (T.Taylor run)	13-82, 6:49	25-28
Seahawks	4	9:49	S.Hauschka 49 yd. Field Goal	8-44, 4:37	25-31

	BUF	SEA
First Downs	30	19
Rushes-Yards	38-162	12-33
Net Passing Yards	263	245
Total Net Yards	425	278
Passing (A-C-I)	27-39-1	20-26-0
Sacked by Opp.	5-26	4-37
Punts-Average	3-32.7	4-35.5
Fumbles-Lost	0-0	0-0
Penalties	11-115	10-75
Time of Poss.	40:17	19:43

RUSHING

SEAHAWKS: T. Lockett 1-13; R. Wilson 3-10; C. Prosis 3-9; C. Michael 5-1
BILLS: L. McCoy 21-85; T. Taylor 8-43; M. Gillislee 8-32; J. Felton 1-2

PASSING

SEAHAWKS: R. Wilson 20-26, 282 yards, 2 TDs
BILLS: T. Taylor 27-38, 289 yards, 1 TD, 1 INT

RECEIVING

SEAHAWKS: J. Graham 8-103; D. Baldwin 6-89; J. Kears 2-36; T. Lockett 1-17; B. Williams 1-16; P. Richardson 1-15; C. Prosis 1-6
BILLS: R. Woods 10-162; M. Goodwin 4-43; L. McCoy 4-35; R. Bush 2-22; C. Clay 3-9; W. Powell 1-9; J. Hunter 1-5; M. Gillislee 2-6

REGULAR SEASON WEEK 11 – Bills 16, Bengals 12
November 20, 2016 – Paul Brown Stadium – 61,356

The Buffalo Bills used an effective rushing attack and stingy defensive performance to top the Cincinnati Bengals 16-12 at Paul Brown Stadium. The win pulls the Bills even at 5-5 with four of the next five games at home.

RB Mike Gillislee stepped in for an injured LeSean McCoy and rushed for 72 yards on 14 carries. Before leaving the game, McCoy rushed for 33 yards and a touchdown and QB Tyrod Taylor chipped in 39 rushing yards to pace a 183-yard day.

Taylor had an efficient day through the air, spreading 19 completions and 166 yards amongst seven different receivers. WR Brandon Tate had a team-high and season-high 48 receiving yards, WR Robert Woods had 41 receiving yards in the first quarter and TE Charles Clay caught five passes for 23 yards.

Defensively, LB Zach Brown notched 12 tackles to push his season-total to a career-high 101 on the season. CB Stephon Gilmore recorded two interceptions for the second time this season, becoming the first Bill since Jairus Byrd in 2009 to record multiple 2+ INT games in a season, and added six tackles. Marcell Dareus and Adolphus Washington split a sack on the game's first play and the defense pitched a second half shutout to preserve the victory.

Cincinnati was led by QB Andy Dalton, who threw and ran for a touchdown. RB Jeremy Hill had a team-high 62 rushing yards, WR Tyler Boyd caught six passes for a game-high 54 yards and his first career touchdown and LB Vontaze Burfict had a game-high 13 tackles to go along with one sack.

TEAM	1	2	3	4	Final
BILLS	7	3	3	3	16
BENGALS	6	6	0	0	12

TEAM	QTR.	TIME	SCORING PLAY	DRIVE	SCORE
Bills	1	8:52	L.McCoy 7 yd. run (D.Carpenter kick)	8-75, 4:23	7-0
Bengals	1	2:34	A.Dalton 2 yd. run (kick failed, hru)	13-75, 6:18	7-6
Bills	2	9:03	D.Carpenter 26 yd. Field Goal	4-5, 2:05	10-6
Bengals	2	3:10	T.Boyd 1 yd. pass from A.Dalton (kick failed, hru)	13-66, 5:53	10-12
Bills	3	10:25	D.Carpenter 54 yd. Field Goal	8-32, 4:35	13-12
Bills	4	12:05	D.Carpenter 20 yd. Field Goal	15-88, 8:12	16-12

	BUF	CIN
First Downs	20	23
Rushes-Yards	34-183	27-93
Net Passing Yards	159	207
Total Net Yards	425	278
Passing (A-C-I)	19-27-1	24-43-2
Sacked by Opp.	2-7	1-0
Punts-Average	5-38.4	6-44.5
Fumbles-Lost	1-0	2-0
Penalties	9-75	4-25
Time of Poss.	32:11	27:49

RUSHING

BENGALS: J. Hill 16-62; G. Bernard 7-21; A. Dalton 4-10
BILLS: M. Gillislee 14-72; T. Taylor 9-39; L. McCoy 5-33; J. Williams 4-26; P. Harvin 1-11; J. Felton 1-2

PASSING

BENGALS: A. Dalton 24-43, 207 yards, 1 TD, 2 INTs
BILLS: T. Taylor 19-27, 166 yards, 1 INT

RECEIVING

BENGALS: T. Boyd 6-54; G. Bernard 5-40; T. Eifert 3-37; B. LaFell 4-32; J. Wright 2-22; R. Burkhead 1-14; A. Erickson 1-7; J. Hill 1-1
BILLS: B. Tate 2-48; R. Woods 3-41; C. Clay 5-23; R. Bush 2-21; M. Goodwin 2-15; L. McCoy 2-12; P. Harvin 2-6

2016 PLAYER PARTICIPATION

	GP/GS	@BAL	NYJ	ARI	@NE	@LA	SF	@MIA	NE	@SEA	@CIN	JAX	@OAK	PIT	CLE	MIA	@NYJ
Albright, Bryson	0/0	IL	PS	PS	PS	PS	PS	PS	PS	PS	PS	PS	PS	PS			
Alexander, Lorenzo	10/10	OLB	OLB	OLB	OLB	OLB	OLB	OLB	OLB	OLB	OLB	OLB	OLB	OLB			
Anderson, Colt	2/0	IL	IL	IL	P	P	R	R	R	R	R	R	R	R			
Annen, Blake	0/0	R	R	R	R	R	R	R	R	R	R	R	R	R			
Archer, Dri	0/0	DNR	DNR	DNR	DNR	DNR	DNR	DNR	DNR	DNR	DNR	DNR	DNR	DNR			
Blanton, Robert	10/2	P	P	P	P	P	P	P	S	S	S	P	P	P			
Brown, Preston	10/10	MIKE	MIKE	MIKE	MIKE	MIKE	MIKE	MIKE	MIKE	MIKE	MIKE	MIKE	MIKE	MIKE			
Brown, Sergio	1/0	---	---	---	---	---	---	---	---	---	---	---	---	---			
Brown, Zach	10/10	WILL	WILL	WILL	WILL	WILL	WILL	WILL	WILL	WILL	WILL	WILL	WILL	WILL			
Bryant, Corbin	8/6	NT	NT	NT	NT	NT	P	NT	P	IL	IL	IL	IL	IL			
Bush, Reggie	8/0	P	P	DNP	IL	P	P	P	P	P	P	P	P	P			
Carpenter, Dan	10/0	P	P	P	P	P	P	P	P	P	P	P	P	P			
Christian, Gerald	3/0	PS	PS	PS	PS	P	IL	---	P	P	IL						
Clay, Charles	10/10	TE	TE	TE	TE	TE	TE	TE	TE	TE	TE	TE	TE	TE			
Coleman, Deandre	0/0	PS	PS	PS	PS	PS	PS	PS	PS	PS	PS	PS	PS	PS			
Darby, Ronald	9/9	CB	CB	DNP	CB	CB	CB	CB	CB	CB	CB	CB	CB	CB			
Dareus, Marcell	2/1	SUS	SUS	SUS	SUS	IL	IL	IL	P	IL	DT						
Douzable, Leger	10/3	P	P	P	P	P	NT	P	DE	NT	P						
Dowling, Jonathan	0/0	R	R	R	R	R	R	R	R	R	R	R	R	R			
Dray, Jim	4/1	TE	P	P	P	---	---	---	---	---	---	---	---	---			
Eagan, Ed	0/0	---	---	---	---	PS	PS	PS	---	PS	PS						
Easley, Marcus	0/0	PUP	PUP	PUP	PUP	PUP	PUP	PUP	PUP	PUP	PUP	PUP	PUP	PUP			
Enemkpali, IK	0/0	R	R	R	R	R	R	R	R	R	R	R	R	R			
Felton, Jerome	9/2	---	P	P	P	FB	P	P	P	FB	P						
Ferguson, Reid	0/0	---	---	---	---	---	---	---	---	PS	PS						
Fields, Carlos	0/0	PS	PS	PS	PS	PS	PS	PS	---	---	---						
Frazier, Mose	0/0	---	---	---	---	---	---	---	PS	PS	---						
Gay, Jordan	2/0	P	DNP	P	---	---	---	---	---	---	---						
Garner, Manasseh	0/0	---	---	---	---	PS	PS	DNP	---	PS	PS						
Gillislee, Mike	10/1	P	P	P	P	P	P	P	RB	P	P						
Gilmore, Stephon	10/10	CB	CB	CB	CB	CB	CB	CB	CB	CB	CB	CB	CB	CB			
Glenn, Cordy	8/8	LT	DNP	DNP	LT	LT	LT	LT	LT	LT	LT	LT	LT	LT			
Goodwin, Marquise	9/7	P	P	WR	WR	WR	WR	WR	IL	WR	WR						
Gragg, Chris	0/0	R	R	R	R	R	R	R	R	R	R	R	R	R			
Graham, Corey	10/10	S	S	S	S	S	S	S	S	S	S	S	S	S			
Groy, Ryan	10/1	P	P	P	P	P	P	P	P	P	C						
Hazel, Matt	0/0	PS	PS	PS	PS	PS	PS	PS	---	---	---						
Henderson, Seantrel	1/0	SUS	SUS	SUS	SUS	X	IL	IL	IL	IL	P						
Hughes, Jerry	10/10	OLB	OLB	OLB	OLB	OLB	OLB	OLB	OLB	OLB	OLB	OLB	OLB	OLB			
Humber, Ramon	10/0	P	P	P	P	P	P	P	P	P	P						
Hunter, Justin	6/4	---	---	---	IL	P	WR	WR	WR	WR	P						
Ihedigbo, James	1/1	---	---	---	---	---	---	---	---	---	S						
Ikard, Gabe	2/0	PS	P	P	IL	IL	IL	---	---	---	---						
Incognito, Richie	10/10	LG	LG	LG	LG	LG	LG	LG	LG	LG	LG	LG	LG	LG			
Jones, Cardale	0/0	IL	IL	IL	IL	IL	IL	IL	IL	IL	IL	IL	IL	IL			
Kouandjio, Cyrus	6/2	P	LT	LT	IL	IL	IL	P	P	P	IL						
Lawson, Shaq	4/0	PUP	PUP	PUP	PUP	PUP	PUP	P	P	P	P						
Lewis, Dezmin	0/0	PS	PS	PS	PS	PS	PS	PS	PS	PS	PS	PS	PS	PS			
Lewis, Patrick	0/0	IL	IL	IL	IL	IL	IL	IL	IL	IL	DNP						
Listenbee, Kolby	0/0	NFI	NFI	NFI	NFI	NFI	NFI	NFI	NFI	NFI	NFI	NFI	NFI	NFI			
Manuel, EJ	3/0	DNP	P	DNP	DNP	DNP	P	DNP	P	DNP	DNP						
McCoy, LeSean	9/9	RB	RB	RB	RB	RB	RB	RB	IL	RB	RB						
McCray, Lerentee	10/0	P	P	P	P	P	P	P	P	P	P						
Meeks, Jonathan	10/0	P	P	P	P	P	P	P	P	P	P						
Miller, John	10/10	RG	RG	RG	RG	RG	RG	RG	RG	RG	RG	RG	RG	RG			
Mills, Jordan	10/10	RT	RT	RT	RT	RT	RT	RT	RT	RT	RT	RT	RT	RT			
Morgan, Marshall	0/0	---	---	---	---	---	PS	PS	PS	---	---						
Ola, Michael	3/0	---	---	---	P	P	P	IL	PS	PS	PS						
O'Leary, Nick	10/2	P	P	TE	TE	P	P	P	P	P	P						
Parms, Damian	0/0	PS	PS	PS	PS	PS	PS	PS	---	---	---						
Poehls, William	0/0	---	---	PS	PS	PS	PS	PS	---	---	---						
Powell, Walter	8/2	IL	P	P	P	P	P	FB	WR	P	IL						
Powell, Joe	0/0	---	---	---	---	---	---	---	PS	PS	PS						
Ragland, Reggie	0/0	R	R	R	R	R	R	R	R	R	R						
Roberson, Marcus	1/0	PS	PS	PS	PS	PS	PS	PS	P	PS	IL						
Robey-Coleman, Nickell	9/2	P	P	P	P	P	DB	P	DB	P	P						
Salas, Greg	2/1	P	WR	IL	IL	R	R	R	---	---	---						
Sanborn, Garrison	10/0	P	P	P	P	P	P	P	P	P	P						
Schmidt, Colton	10/0	P	P	P	P	P	P	P	P	P	P						
Seymour, Kevon	9/1	IL	P	P	P	P	P	P	P	CB	P						
Spikes, Brandon	8/0	P	IL	P	P	P	P	P	P	P	IL						
Tate, Brandon	9/1	P	P	P	P	P	P	P	WR	IL	P						
Taylor, Tyrod	10/10	QB	QB	QB	QB	QB	QB	QB	QB	QB	QB						
Thomas, Phillip	0/0	R	R	R	R	R	R	R	R	R	R						

Valles, Max	0/0	PS	PS	PS	PS	PS	PS	PS	PS	PS	PS	PS
Washington, Adolphus	10/6	DE	DE	DE	DE	DE	P	DE	P	P	P	DE
Washington, Corey	0/0	---	---	---	---	PS	PS	PS	---	---	---	---
Watkins, Sammy	2/2	WR	WR	IL	R	R	R	R	R	R	R	R
White, Corey	9/1	P	P	CB	P	IL	P	P	P	P	P	P
Wilder Jr., James	0/0	R	R	R	R	R	R	R	R	R	R	R
Williams, Aaron	7/4	P	P	S	S	S	S	S	IL	R	R	R
Williams, Duke	9/2	S	S	P	P	P	P	P	P	P	P	---
Williams, Jonathan	5/0	IL	IL	P	DNP	IL	P	IL	P	P	P	P
Williams, Kyle	10/10	DT	DT	DT	DT	DT	DT	DT	DT	DT	DT	DT
Wood, Eric	9/9	C	C	C	C	C	C	C	C	C	C	R
Woods, Robert	9/8	WR	WR	WR	WR	WR	WR	IL	P	WR	WR	WR
Worthy, Jerel	9/0	P	P	P	P	P	P	P	IL	P	P	P

**LEGEND:
List**

P - Played DNP - Did Not Play IR - Injured Reserve DNR – Did Not Report X – Roster Exempt

**PS - Practice Squad IL - Inactive List R – Reserve PSI – Practice Squad Injured
SUS-Suspended PUP – Physically Unable to Perform NFI – Non-Football Injury(---) = Not on**

DNR – Did Not Report

Team

WEEK 11 / THROUGH MONDAY, NOVEMBER 21, 2016

OFFENSE	Buff.
GAMES (Won-Lost)	5-5
FIRST DOWNS	202
Rushing	88
Passing	93
Penalty	21
YDS GAINED (tot)	3435
Avg per Game	343.5
RUSHING (net)	1578
Avg per Game	157.8
Rushes	298
Yards per Rush	5.3
PASSING (net)	1857
Avg per Game	185.7
Passes Att.	301
Completed	183
Pct Completed	60.8
Yards Gained	1980
Sacked	26
Yards Lost	123
Had intercepted	4
Yards Opp Ret	31
Opp TDs on Int	0
PUNTS	46
Avg Yards	42.1
PUNT RETURNS	18
Avg Return	9.9
Returned for TD	0
KICKOFF RETURNS	22
Avg Return	21.6
Returned for TD	0
PENALTIES	81
Yards Penalized	733
FUMBLES BY	11
Fumbles Lost	2
Opp Fumbles	18
Opp Fum Lost	6
POSS. TIME (avg)	29:32
TOUCHDOWNS	30
Rushing	17
Passing	10
Returns	3
EXTRA-PT KICKS	25/27
2-PT CONVERSIONS	3/3
FIELD GOALS/FGA	14/18
POINTS SCORED	253

DEFENSE	Buff.
POINTS ALLOWED	215
OPP FIRST DOWNS	214
Rushing	64
Passing	124
Penalty	26
OPP YARDS GAINED	3460
Avg per Game	346.0
OPP RUSHING(net)	1073
Avg per Game	107.3
Rushes	268
Yards per Rush	4.0
OPP PASSING(net)	2387
Avg per Game	238.7

Passes Att.	331
Completed	204
Pct Completed	61.6
Sacked	31
Yards Lost	203
INTERCEPTED BY	8
Yards Returned	148
Returned for TD	1
OPP PUNT RETURNS	21
Avg return	5.8
OPP KICKOFF RET	32
Avg return	20.9
OPP TOUCHDOWNS	23
Rushing	12
Passing	11
Returns	0

WEEK 11 / THROUGH MONDAY, NOVEMBER 21, 2016

TEAM RANKINGS

American Football Conference

Offense Defense

Total Rush Pass Total Rush Pass

Buff.	8	*1	16	6	7	6
-------	---	----	----	---	---	---

National Football League

Offense Defense

Total Rush Pass Total Rush Pass

Buff.	18	*1	32	12	20	11
-------	----	----	----	----	----	----

T = Tied for position

* = League Leader

WEEK 11 / THROUGH MONDAY, NOVEMBER 21, 2016

AFC / TEAM/OFFENSE RANK

Tm	(A)	(B)	(C)	(D)	(E)	(F)	(G)	(H)	(I)	(J)	(K)	(L)	(M)	(N)	(O)	(P)	(Q)
BUF	8	8	1	1	16	14	4	14	9	7	5	4	9	16	14	6	12

AFC / OPPONENT/DEFENSE RANK

Tm	(A)	(B)	(C)	(D)	(E)	(F)	(G)	(H)	(I)	(J)	(K)	(L)	(M)	(N)	(O)	(P)	(Q)	(R)	(S)
BUF	6	7	7	5	6	9	8	1	14	11	3	3	6	2	2	5t	14t	3	10

- (A) Total Yards per Game
- (B) Yards per Play
- (C) Rushing Yards per Game
- (D) Rushing Yards per Attempt
- (E) Passing Net Yards per Game
- (F) Passing Net Yards per Play
- (G) Passing, Percent Had Intercepted
- (H) Sacks per Pass Play
- (I) First Downs per Game
- (J) Third Down Efficiency
- (K) Fourth Down Efficiency
- (L) Punt Return Average
- (M) Kickoff Return Average
- (N) Gross Punting Average
- (O) Net Punting Average
- (P) Points per Game
- (Q) Field Goal Percentage
- (R) Points per Game Differential
- (S) Net Yards per Game Differential

WEEK 11 / THROUGH MONDAY, NOVEMBER 21, 2016

NFL / TEAM/OFFENSE RANK

Tm	(A)	(B)	(C)	(D)	(E)	(F)	(G)	(H)	(I)	(J)	(K)	(L)	(M)	(N)	(O)	(P)	(Q)
BUF	18	15	1	1	32	29	7	30	17	17	9	12	18	31	28	10	24

- (A) Total Yards per Game
- (B) Yards per Play
- (C) Rushing Yards per Game
- (D) Rushing Yards per Attempt
- (E) Passing Net Yards per Game
- (F) Passing Net Yards per Play
- (G) Passing, Percent Had Intercepted
- (H) Sacks per Pass Play
- (I) First Downs per Game
- (J) Third Down Efficiency
- (K) Fourth Down Efficiency
- (L) Punt Return Average
- (M) Kickoff Return Average
- (N) Gross Punting Average
- (O) Net Punting Average
- (P) Points per Game
- (Q) Field Goal Percentage

WEEK 11 / THROUGH MONDAY, NOVEMBER 21, 2016

NFL / OPPONENT/DEFENSE RANK

Tm	(A)	(B)	(C)	(D)	(E)	(F)	(G)	(H)	(I)	(J)	(K)	(L)	(M)	(N)	(O)	(P)	(Q)	(R)	(S)
BUF	12	14	20	12	11	19	14	1	26	19	4	4	10	3	4	12t	29t	6	20

- (A) Total Yards per Game
- (B) Yards per Play
- (C) Rushing Yards per Game
- (D) Rushing Yards per Attempt
- (E) Passing Net Yards per Game
- (F) Passing Net Yards per Play
- (G) Passing, Percent Had Intercepted
- (H) Sacks per Pass Play
- (I) First Downs per Game
- (J) Third Down Efficiency
- (K) Fourth Down Efficiency
- (L) Punt Return Average
- (M) Kickoff Return Average
- (N) Gross Punting Average
- (O) Net Punting Average
- (P) Points per Game
- (Q) Field Goal Percentage
- (R) Points per Game Differential
- (S) Net Yards per Game Differential

WEEK 11 / THROUGH MONDAY, NOVEMBER 21, 2016

AFC / TOTAL OFFENSE

Rank	Team	Total	Rushing	Passing	Total	Rushing	Passing
8)	Buffalo	3435	1578	1857	343.5	157.8	185.7

AFC / TOTAL DEFENSE

Rank	Team	Total Rushing	Passing	Total Rushing	Passing
6)	Buffalo	3460	1073	2387	346.0 107.3 238.7

WEEK 11 / THROUGH MONDAY, NOVEMBER 21, 2016

WEEK 11 / THROUGH MONDAY, NOVEMBER 21, 2016

NFL / TOTAL OFFENSE

Rank	Team	Total Rushing	Passing	Total Rushing	Passing
18)	Buffalo	3435	1578	1857	343.5 157.8 185.7

NFL / TOTAL DEFENSE

Rank	Team	Total Rushing	Passing	Total Rushing	Passing
12)	Buffalo	3460	1073	2387	346.0 107.3 238.7

WEEK 11 / THROUGH MONDAY, NOVEMBER 21, 2016

AFC / TAKE-AWAYS, GIVE-AWAYS

Rank	Team	TAKE-AWAYS			GIVE-AWAYS			Net Diff
		Int	Fum	Total	Int	Fum	Total	
3)	Buffalo	8	6	14	4	2	6	= +8

NFL / TAKE-AWAYS, GIVE-AWAYS

Rank	Team	TAKE-AWAYS			GIVE-AWAYS			Net Diff
		Int	Fum	Total	Int	Fum	Total	
4)	Buffalo	8	6	14	4	2	6	= +8

WEEK 11 / THROUGH MONDAY, NOVEMBER 21, 2016

AFC / TEAM/OFFENSE INSIDE THE 20

Rank	Team	Poss	Pts	TD	TD%	FG	Score	Score%
5)	Buffalo	30	159	19	63.3	8	27	90.0

AFC / OPPONENTS/DEFENSE INSIDE THE 20

Rank	Team	Poss	Pts	TD	TD%	FG	Score	Score%
8)	Buffalo	32	151	17	53.1	11	28	87.5

WEEK 11 / THROUGH MONDAY, NOVEMBER 21, 2016

NFL / TEAM/OFFENSE INSIDE THE 20

Rank	Team	Poss	Pts	TD	TD%	FG	Score	Score%
8t)	Buffalo	6	34	4	66.7	2	6	100.0

NFL / OPPONENTS/DEFENSE INSIDE THE 20

Rank	Team	Poss	Pts	TD	TD%	FG	Score	Score%
5)	Buffalo	12	47	5	41.7	4	9	75.0

WEEK 11 / THROUGH MONDAY, NOVEMBER 21, 2016

AFC / OFFENSE/TEAMS: FIRST DOWNS, THIRD DOWNS, FOURTH DOWNS

Rank	Team	FIRST DOWNS				THIRD DOWNS			FOURTH DOWNS		
		Total	Rush	Pass	Pen	Made	Att	Pct	Made	Att	Pct
9)	Buffalo	202	88	93	21	51	131	38.9	6	10	60.0

AFC / DEFENSE/OPPONENTS: FIRST DOWNS, THIRD DOWNS, FOURTH DOWNS

Rank	Team	FIRST DOWNS				THIRD DOWNS			FOURTH DOWNS		
		Total	Rush	Pass	Pen	Made	Att	Pct	Made	Att	Pct
14)	Buffalo	214	64	124	26	51	127	40.2	2	9	22.2

WEEK 11 / THROUGH MONDAY, NOVEMBER 21, 2016

NFL / OFFENSE/TEAMS: FIRST DOWNS, THIRD DOWNS, FOURTH DOWNS

Rank	Team	FIRST DOWNS				THIRD DOWNS			FOURTH DOWNS		
		Total	Rush	Pass	Pen	Made	Att	Pct	Made	Att	Pct
17)	Buffalo	202	88	93	21	51	131	38.9	6	10	60.0

NFL / DEFENSE/OPPONENTS: FIRST DOWNS, THIRD DOWNS, FOURTH DOWNS

Rank	Team	FIRST DOWNS				THIRD DOWNS			FOURTH DOWNS		
		Total	Rush	Pass	Pen	Made	Att	Pct	Made	Att	Pct
26)	Buffalo	214	64	124	26	51	127	40.2	2	9	22.2
	Totals	6598	1872	4083	643	1701	4250	40.0	143	284	50.4

WEEK 11 / THROUGH MONDAY, NOVEMBER 21, 2016

AFC / FIRST-DOWN PLAYS BY TEAMS

Rank	Team	Yds/Play	Plays	Yards
6)	Buffalo	5.47	276	1511

AFC / FIRST-DOWN PLAYS BY OPPONENTS

Rank	Team	Yds/Play	Plays	Yards
13)	Buffalo	5.63	290	1634

WEEK 11 / THROUGH MONDAY, NOVEMBER 21, 2016

NFL / FIRST-DOWN PLAYS BY TEAMS

Rank	Team	Yds/Play	Plays	Yards
16)	Buffalo	5.47	276	1511

NFL / FIRST-DOWN PLAYS BY OPPONENTS

Rank	Team	Yds/Play	Plays	Yards
20)	Buffalo	5.63	290	1634

WEEK 11 / THROUGH MONDAY, NOVEMBER 21, 2016

AFC / KICKOFFS (Receiving Team)

Rank	Team	TotKO	AdjKO	TB	TB%	EZ	EZ%	OB	I20	Avg.Start
9)	Buffalo	50	50	28	56.0	39	78.0	0	6	24.6

AFC / KICKOFFS (Kicking Team)

Rank	Team	TotKO	AdjKO	TB	TB%	EZ	EZ%	OB	I20	Avg.Start
15)	Buffalo	54	51	20	39.2	33	61.1	0	12	25.6

Note: Average team drive start DOES NOT include onside kicks or kickoffs at the end of a half unless either kickoff is returned for a touchdown. All other kickoffs (returned kickoffs, fair catches, touchback and kickoffs out of bounds) are included. Kickoffs resulting in the kicking team retaining

possession are not included.

ADJ KO: Adjusted kickoffs are used to compute the Avg. Team Drive Start.

I20: The number of drives that start inside (not including) the 20 yd line.

WEEK 11 / THROUGH MONDAY, NOVEMBER 21, 2016

NFL / KICKOFFS (Receiving Team)

Rank	Team	TotKO	AdjKO	TB	TB%	EZ	EZ%	OB	I20	Avg.Start
17)	Buffalo	50	50	28	56.0	39	78.0	0	6	24.6

Note: Average opponent drive start DOES NOT include onside kicks or kickoffs at the end of a half unless either kickoff is returned for a touchdown. All other kickoffs (returned kickoffs, fair catches, touchback and kickoffs out of bounds) are included. Kickoffs resulting in the kicking team retaining possession are not included.

ADJ KO: Adjusted kickoffs are used to compute the Avg. Team Drive Start.

I20: The number of drives that start inside (not including) the 20 yd line.

WEEK 11 / THROUGH MONDAY, NOVEMBER 21, 2016

NFL / KICKOFFS (Kicking Team)

Rank	Team	TotKO	AdjKO	TB	TB%	EZ	EZ%	OB	I20	Avg.Start
27)	Buffalo	54	51	20	39.2	33	61.1	0	12	25.6

Note: Average team drive start DOES NOT include onside kicks or kickoffs at the end of a half unless either kickoff is returned for a touchdown. All other kickoffs (returned kickoffs, fair catches, touchback and kickoffs out of bounds) are included. Kickoffs resulting in the kicking team retaining possession are not included.

ADJ KO: Adjusted kickoffs are used to compute the Avg. Team Drive Start.

I20: The number of drives that start inside (not including) the 20 yd line.

WEEK 11 / THROUGH MONDAY, NOVEMBER 21, 2016

100-Yard Receiving Games

- 162, Woods, BUF at SEA 11/07 (10 rec., 0 TD)
- 112, Goodwin, BUF vs. NYJ 09/15 (2 rec., 1 TD)

WEEK 11 / THROUGH MONDAY, NOVEMBER 21, 2016

100-Yard Rushing Games

- 150, McCoy, BUF at LA 10/09 (18 att., 0 TD)
- 140, McCoy, BUF vs. SF 10/16 (19 att., 3 TD)
- 110, McCoy, BUF vs. ARI 09/25 (17 att., 2 TD)

WEEK 11 / THROUGH MONDAY, NOVEMBER 21, 2016

AFC / LEADING PASSERS

Player, Team	Att	Comp	Pct Comp	Yds	Avg Gain	TD	Pct TD	Long	Int	Pct Int	Rating
Taylor, Buf.	295	181	61.4	1935	6.56	10	3.4	84t	4	1.4	86.2

AFC / LEADING PASSERS, RANKS

Player, Team	Att	Comp	Pct Comp	Yds	Avg Gain	TD	Pct TD	Long	Int	Pct Int	Rating
Taylor, Buf.	13	12	12	14	13	12t	10		3t	5	11

WEEK 11 / THROUGH MONDAY, NOVEMBER 21, 2016

AFC / FOURTH-QUARTER PASSING LEADERS

Rank	Player, Team	Att	Comp	Comp%	Yards	YPA	TD	TD%	Int	Int%	Rating
12)	Taylor, Buf.	61	34	55.7	366	6.00	3	4.9	1	1.6	83.1

AFC / THIRD-DOWN PASSING LEADERS

Rank	Player, Team	Att	Comp	Comp%	Yards	YPA	TD	TD%	Int	Int%	Rating
5)	Taylor, Buf.	80	46	57.5	588	7.35	5	6.3	2	2.5	91.0

WEEK 11 / THROUGH MONDAY, NOVEMBER 21, 2016**AFC / LEADING RUSHERS**

Rank	Player, Team	Att	Yards	Avg	Long	TD
7)	McCoy, Buf.	138	716	5.2	53	7
16)	Taylor, Buf. (QB)	63	401	6.4	49	4
19)	Gillislee, Buf.	56	326	5.8	44t	4
47)	*J. Williams, Buf.	17	61	3.6	9	1

AFC / THIRD-AND-ONE RUSHING LEADERS

Rank	Player, Team	Att	FD	Pct
1t)	Gillislee, Buf.	4	4	100.0
8t)	Felton, Buf.	5	4	80.0

WEEK 11 / THROUGH MONDAY, NOVEMBER 21, 2016**AFC / LEADERS IN RECEPTIONS**

Rank	Player, Team	Rec	Yards	Avg	Long	TD
22t)	Woods, Buf.	42	493	11.7	29	1
37t)	Clay, Buf. (TE)	34	306	9.0	33	0

WEEK 11 / THROUGH MONDAY, NOVEMBER 21, 2016**AFC / RECEIVING YARDAGE LEADERS**

Rank	Player, Team	Yards	Rec	Avg	Long	TD
25)	Woods, Buf.	493	42	11.7	29	1

WEEK 11 / THROUGH MONDAY, NOVEMBER 21, 2016**AFC / THIRD-DOWN RECEIVING LEADERS**

Rank	Player, Team	Rec	Yards	Avg	Long	TD
19t)	Woods, Buf.	12	136	11.3	24	0
45t)	Clay, Buf. (TE)	7	82	11.7	33	0

WEEK 11 / THROUGH MONDAY, NOVEMBER 21, 2016**AFC / LEADING SCORERS, NONKICKERS**

Rank	Player, Team	TD	Rush	Rec	Ret	X2	Pts
4t)	McCoy, Buf. (RB)	8	7	1	0	0	48
16t)	Gillislee, Buf. (RB)	5	4	1	0	0	30
23t)	Taylor, Buf. (QB)	4	4	0	0	1	26
45t)	Goodwin, Buf. (WR)	3	0	3	0	0	18
45t)	Hunter, Mia.-Buf. (WR)	3	0	3	0	0	18

WEEK 11 / THROUGH MONDAY, NOVEMBER 21, 2016**AFC / LEADING SCORERS, KICKERS**

Rank	Player, Team	PAT	FG	Pct	Long	Pts
10t)	Carpenter, Buf.	25/27	14/18	.778	54	67

AFC / TOUCHBACKS ON KICKOFFS

Rank	Player, Team	TB
15)	Carpenter, Buf.	15
17)	Gay, Buf.	5

WEEK 11 / THROUGH MONDAY, NOVEMBER 21, 2016**AFC / MOST YARDS FROM SCRIMMAGE**

Rank	Player, Team	Total			Rushing			Receiving		
		Yards	Att+Rec	Avg	Yards	Att	Avg	Yards	Rec	Avg
12)	McCoy, Buf. (RB)	860	164	5.2	716	138	5.2	144	26	5.5
45)	Woods, Buf. (WR)	499	43	11.6	6	1	6.0	493	42	11.7

WEEK 11 / THROUGH MONDAY, NOVEMBER 21, 2016**AFC / LEADERS IN FIRST DOWNS**

Rank	Player, Team	Rush	Rec	Tot
11t)	McCoy, Buf. (RB)	32	8	40
35t)	Woods, Buf. (WR)	1	27	28
49t)	Gillislee, Buf. (RB)	20	1	21
49t)	Taylor, Buf. (QB)	21	0	21

WEEK 11 / THROUGH MONDAY, NOVEMBER 21, 2016

AFC / LEADING PUNTERS

Rank	Player, Team	No	Yards	Lg	Avg	TB	Blk	Dwn	OB	Ret	Yds	In	Net
16)	Schmidt, Buf.	46	1937	58	42.1	2	0	5	13	21	121	17	38.6

AFC / LEADING PUNTERS, NET AVERAGE

Rank	Player, Team	No	Yards	Lg	Avg	TB	Blk	Dwn	OB	Ret	Yds	In	Net
14)	Schmidt, Buf.	46	1937	58	42.1	2	0	5	13	21	121	17	38.6

WEEK 11 / THROUGH MONDAY, NOVEMBER 21, 2016

AFC / PUNT RETURN LEADERS

Rank	Player, Team	Ret	FC	Yards	Avg	Long	TD
3)	Tate, Buf.	16	9	165	10.3	31	0

AFC / KICKOFF RETURN LEADERS

Rank	Player, Team	Ret	Yards	Avg	Long	TD
2)	Tate, Buf.	14	342	24.4	45	0

WEEK 11 / THROUGH MONDAY, NOVEMBER 21, 2016

AFC / LEADERS IN INTERCEPTIONS

Rank	Player, Team	Int	Yards	Avg	Long	TD
3)	Gilmore, Buf.	4	104	26.0	49	0
11t)	Robey-Coleman, Buf.	2	44	22.0	41t	1

WEEK 11 / THROUGH MONDAY, NOVEMBER 21, 2016

AFC / LEADERS IN SACKS

Rank	Player, Team	Sacks
1t)	Alexander, Buf. (LB)	10.0
13t)	Hughes, Buf. (LB)	5.0
23t)	K. Williams, Buf. (DE)	3.5
29t)	Z. Brown, Buf. (LB)	3.0
42t)	*A. Washington, Buf. (DE)	2.5

WEEK 11 / THROUGH MONDAY, NOVEMBER 21, 2016

AFC / FUMBLE RECOVERIES

Rank	Player, Team	TotRec	OffRec	DefRec
1t)	Taylor, Buf.	3	3	0
8t)	P. Brown, Buf.	2	0	2

AFC / OFFENSIVE FUMBLE RECOVERIES

Rank	Player, Team	Ret	Yards	Avg	Long	TD
1t)	Taylor, Buf.	3	-3	-1.0	0	0

AFC / DEFENSIVE FUMBLE RECOVERIES

Rank	Player, Team	Ret	Yards	Avg	Long	TD
3t)	P. Brown, Buf.	2	0	0.0	0	0

NFL / LEADING PASSERS

Player, Team	Att	Comp	Comp	Yds	Avg	Pct	Pct	Pct	Rating		
Taylor, Buf.	295	181	61.4	1935	6.56	10	3.4	84t	4	1.4	86.2

NFL / LEADING PASSERS, RANKS

Player, Team	Att	Comp	Pct Comp	Yds	Avg Gain	TD	Pct TD	Long	Int	Pct Int	Rating
Taylor, Buf.	27	25	24	28	29	25t	22	8t	10	22	

WEEK 11 / THROUGH MONDAY, NOVEMBER 21, 2016**NFL / FOURTH-QUARTER PASSING LEADERS**

Rank	Player, Team	Att	Comp	Comp%	Yards	YPA	TD	TD%	Int	Int%	Rating
22)	Taylor, Buf.	61	34	55.7	366	6.00	3	4.9	1	1.6	83.1

NFL / THIRD-DOWN PASSING LEADERS

Rank	Player, Team	Att	Comp	Comp%	Yards	YPA	TD	TD%	Int	Int%	Rating
13)	Taylor, Buf.	80	46	57.5	588	7.35	5	6.3	2	2.5	91.0

WEEK 11 / THROUGH MONDAY, NOVEMBER 21, 2016**NFL / LEADING RUSHERS**

Rank	Player, Team	Att	Yards	Avg	Long	TD
9)	McCoy, Buf.	138	716	5.2	53	7
27)	Taylor, Buf. (QB)	63	401	6.4	49	4
35)	Gillislee, Buf.	56	326	5.8	44t	4

WEEK 11 / THROUGH MONDAY, NOVEMBER 21, 2016**NFL / THIRD-AND-ONE RUSHING LEADERS**

Rank	Player, Team	Att	FD	Pct
1t)	Gillislee, Buf.	4	4	100.0
16t)	Felton, Buf.	5	4	80.0

WEEK 11 / THROUGH MONDAY, NOVEMBER 21, 2016**NFL / LEADERS IN RECEPTIONS**

Rank	Player, Team	Rec	Yards	Avg	Long	TD
49t)	Woods, Buf.	42	493	11.7	29	1

WEEK 11 / THROUGH MONDAY, NOVEMBER 21, 2016**NFL / THIRD-DOWN RECEIVING LEADERS**

Rank	Player, Team	Rec	Yards	Avg	Long	TD
42t)	Woods, Buf.	12	136	11.3	24	0

WEEK 11 / THROUGH MONDAY, NOVEMBER 21, 2016**NFL / LEADING SCORERS, NONKICKERS**

Rank	Player, Team	TD Rush	Rec	Ret	X2	Pts
9t)	McCoy, Buf. (RB)	8	7	1	0	48
29t)	Gillislee, Buf. (RB)	5	4	1	0	30
50t)	Taylor, Buf. (QB)	4	4	0	0	26

WEEK 11 / THROUGH MONDAY, NOVEMBER 21, 2016**NFL / LEADING SCORERS, KICKERS**

Rank	Player, Team	PAT	FG	Pct	Long	Pts
19t)	Carpenter, Buf.	25/27	14/18	.778	54	67

NFL / TOUCHBACKS ON KICKOFFS

Rank	Player, Team	TB
30t)	Carpenter, Buf.	15
33t)	Gay, Buf.	5

WEEK 11 / THROUGH MONDAY, NOVEMBER 21, 2016

NFL / MOST YARDS FROM SCRIMMAGE

Rank	Player, Team	Total		Rushing			Receiving			
		Yards	Att+Rec	Avg	Yards	Att	Avg	Yards	Rec	Avg
18)	McCoy, Buf. (RB)	860	164	5.2	716	138	5.2	144	26	5.5

WEEK 11 / THROUGH MONDAY, NOVEMBER 21, 2016

NFL / LEADERS IN FIRST DOWNS

Rank	Player, Team	Rush	Rec	Tot
19t)	McCoy, Buf. (RB)	32	8	40

WEEK 11 / THROUGH MONDAY, NOVEMBER 21, 2016

NFL / LEADING PUNTERS

Rank	Player, Team	No	Yards	Lg	Avg	TB	Blk	Dwn	OB	Opp Ret In			Net
										Ret	Yds	20	
31)	Schmidt, Buf.	46	1937	58	42.1	2	0	5	13	21	121	17	38.6

NFL / LEADING PUNTERS, NET AVERAGE

Rank	Player, Team	No	Yards	Lg	Avg	TB	Blk	Dwn	OB	Opp Ret In			Net
										Ret	Yds	20	
28)	Schmidt, Buf.	46	1937	58	42.1	2	0	5	13	21	121	17	38.6

WEEK 11 / THROUGH MONDAY, NOVEMBER 21, 2016

NFL / PUNT RETURN LEADERS

Rank	Player, Team	Ret	FC	Yards	Avg	Long	TD
8)	Tate, Buf.	16	9	165	10.3	31	0

NFL / KICKOFF RETURN LEADERS

Rank	Player, Team	Ret	Yards	Avg	Long	TD
6)	Tate, Buf.	14	342	24.4	45	0

WEEK 11 / THROUGH MONDAY, NOVEMBER 21, 2016

NFL / LEADERS IN INTERCEPTIONS

Rank	Player, Team	Int	Yards	Avg	Long	TD
4t)	Gilmore, Buf.	4	104	26.0	49	0
16t)	Robey-Coleman, Buf.	2	44	22.0	41t	1

NFL / LEADERS IN SACKS

Rank	Player, Team	Sacks
1t)	Alexander, Buf. (LB)	10.0
26t)	Hughes, Buf. (LB)	5.0

WEEK 11 / THROUGH MONDAY, NOVEMBER 21, 2016

NFL / FUMBLE RECOVERIES

Rank	Player, Team	TotRec	OffRec	DefRec
4t)	Taylor, Buf.	3	3	0

WEEK 11 / THROUGH MONDAY, NOVEMBER 21, 2016

NFL / OFFENSIVE FUMBLE RECOVERIES

Rank	Player, Team	Ret	Yards	Avg	Long	TD
4t)	Taylor, Buf.	3	-3	-1.0	0	0

NFL / DEFENSIVE FUMBLE RECOVERIES

Rank	Player, Team	Ret	Yards	Avg	Long	TD
------	--------------	-----	-------	-----	------	----

3t) P. Brown, Buf. 2 0 0.0 0 0

WEEK 11 / THROUGH MONDAY, NOVEMBER 21, 2016

Team/Offense Rank (Within League)

BUF

18 TYds/G
15 TYds/P
1 RYds/G
1 RshAvg
32 PsYd/G
29 PasAvg
7 %HdInt
30 Sac/PP
17 1D/Gm
17 3D Eff
9 4D Eff
12 PR Avg
18 KR Avg
31 GPntAv
28 NPntAv
10 Pts/Gm
24 FG%

Opponent/Defense Rank (Within League)

BUF

12 TYds/G
14 TYds/P
20 RYds/G
12 RshAvg
11 PsYd/G
19 PasAvg
14 %HdInt
1 Sac/PP
26 1D/Gm
19 3D Eff
4 4D Eff
4 PR Avg
10 KR Avg
3 GPntAv
4 NPntAv
12t Pts/Gm
29t FG%

BILLS POST-GAME NOTES

Sun., Nov. 20, 2016
Bills (5-5) at Bengals (3-6-1)



16



12

BILLS GET BACK TO .500 – Today's win raised the Bills record to 5-5 and snapped a three-game losing skid ... Buffalo also ended a three-game losing streak in series vs. Cincinnati, and improved to 16-12 all-time in regular season series ... Bills have won 11 of last 14 regular season meetings vs. Bengals ... Buffalo is 5-5 for 3rd consecutive season and for 4th time in 6 years ... Bills won in first game after bye week for the 2nd straight year (won 33-17 vs. Mia. 11/8/15); since 1990, Buffalo is now 17-11 in first game after bye; .607 winning percentage is tied with Chicago and Indianapolis for 7th best in the NFL ... Bengals had 2 missed PAT kicks by Mike Nugent, becoming the first kicker to miss twice in a game vs. Bills since Doug Brien, 9/15/02 at Min. (Buffalo won 45-39 in OT).

KEEPING THE SCOREBOARD OPERATOR BUSY - With their 16-point output today, the Bills increased their season point total to 253 ... the figure is the 8th highest ever by a Bills team in its first 10 games, and are the most since the 2002 squad had 264.

STINGY ON GIVEAWAYS – Despite allowing 1 giveaway today (on 2nd qtr. INT), the Bills have committed only 6 turnovers so far this season ... the figure is tied for the fewest in NFL history after 10 games (also by G.B. in 2015; Oak. and Sea. entered Week 11 with 6) ... with 2 takeaways today, offset by the one giveaway, the Bills increased season balance to +8, tying as the 6th best by club after 10 games (also +8 in 1960, 1980, and 2005).

SACK ATTACK – The Bills recorded 1 sack today, raising their season total to a league-high 31 (Ten., with 2 today at Ind., currently ranks 2nd with 30) ... figure is highest by a Bills team through 10 games since the 2014 squad recorded a club-record 39 ... 31 sacks are tied for 9th most by the Bills in the season's first 10 games (also had 31 in 1967).

25 LeSEAN McCOY				RB, 8 TH YEAR (2 ND WITH BILLS), PITTSBURGH	
RUSHING	ATT	YDS	TD		Scored <u>TD</u> on 7-yd. rush on Bills opening drive ... has scored 67 overall TDs in NFL career, 54 via rush, 13 via rec. ... Is one of 3 active NFL players with 50+ rush TDs and 10+ rec. TDs, along with Frank Gore (74 rush, 15 rec., none today for Ind. vs. Ten.) and Matt Forte (52 rush, 20 rec., on bye this week for N.Y.J.)
Today	5	33	1		Is one of 117 players in NFL history with 67+ TDs, but is <u>one of only 3 active players with 65+ career TDs along with 7,500 rushing yds. and 2,500 rec. yds.</u> , along with Frank Gore (90 TD, 12,682 rush yds., 3,351 rec. yds., incl. today's game for Ind. vs. Ten.) and Matt Forte (72 TD, 9,334 rush yds., 4,295 rec. yds., on bye this week for N.Y.J.)
Season	138	716	7		Has TDs in 4 of last 7 games played and in 5 of first 9 games played this season ... Has scored TDs in 10 of last 19 games played and in 7 of last 14 contests
Career	1,802	8,403	54		18 of 67 TDs have given his team a lead ... today marked 6 th TD to open scoring
With Bills	341	1,611	10		McCoy's teams are 33-18 when scoring TD (10-3 with 2, 3-0 with 3)
RECEIVING	REC	YDS	TD		<u>33 rush yds.</u> before leaving game with injury ... raised career rushing yd. total to 8,403 ... figure now ranks 40 th on league's all-time chart ... today moved past Joe Perry (8,378) ... 71 yds. behind #39 Willis McGahee (8,474)
Today	2	12	0		Has averaged 4.72 yds. per rush att. with Bills, the 3 rd highest in team history (min. 200 att.), trailing only C.J. Spiller (4.97) and O.J. Simpson (4.80) (see list, left)
Season	26	144	1		Season rushing avg. of 5.19 ranks 8 th on team chart (see list, left)
Career	358	2,718	13		2 rec. ... has rec. in 10 of last 11 games and 22 of last 24 games (was held without rec. 10/23 at Mia.) ... has rec. in 102 of 111 career games
With Bills	58	436	3		Career scrimmage yardage total now stands at 11,121 (8,403 rush + 2,718 rec.) ... figure now ranks 74 th on NFL all-time list ... today moved past Marshawn Lynch (11,091) and Maurice Jones-Drew (11,111) ... within 150 or less of #73 Priest Holmes (11,134), #72 Leroy Moore (11,213), and #71 Chad Johnson (11,234)
BILLS RECORD BOOK					
HIGHEST AVG. GAIN, RUSHING, CAREER					
(min. 200 att.)					
4.97 C.J. Spiller 2010-14 (668-3,321)					
4.80 O.J. Simpson 1969-77 (2,123-10,183)					
<u>4.72 LeSean McCoy 2015-16 (341-1,611)</u>					
4.52 Cookie Gilchrist 1962-64 (676-3,056)					
4.41 Fred Jackson 2007-14 (1,279-5,646)					
BILLS RECORD BOOK					
HIGHEST AVG. GAIN, RUSHING, SEASON					
(min. 100 att.)					
6.03 O.J. Simpson 1973 (332-2,003)					
6.01 C.J. Spiller 2012 (207-1,244)					
5.52 O.J. Simpson 1975 (329-1,817)					
5.49 Fred Jackson 2011 (170-934)					
5.46 Tyrod Taylor 2015 (104-568)					
5.35 Wayne Crow 1962 (110-589)					
5.24 C.J. Spiller 2011 (107-561)					
<u>5.19 LeSean McCoy 2016 (138-716)</u>					
5.18 O.J. Simpson 1976 (290-1,503)					
5.12 Cookie Gilchrist 1962 (214-1,096)					

24 STEPHON GILMORE					CB, 5 TH YEAR, SOUTH CAROLINA	
SACKS	INT	FF	FR		Recorded <u>2 interceptions</u> in 2 nd qtr. ... 2 nd career multi-INT game (had 2 vs. Ari. 9/25/16) ... 22 nd player in Bills history with 2+ multi-INT games ... first Bill to have 2 multi-INT games in one season since Jairus Byrd had 3 in 2009	
Today	0.0	2	0	0		Now has 13 INTs in career, becoming 20 th Bill with 13+ career INTs
Season	0.0	4	0	0		4 INTs in 2016 are new personal season high (3 in 2014 & 2015) ... has at least 3 INTs in each of last 3 seasons
Career	0.0	13	4	0		9 of 13 career INTs have occurred in road games
						Bills scored FG on drive after first INT, then ran out clock to halftime following 2 nd pickoff ... club has scored points on 4 of 13 career INTs (4 FG), with two others enabling Bills to run out clock
						Bills are 6-5 with Gilmore INT, 2-0 when he has 2

5 TYROD TAYLOR							QB, 6 TH YEAR (2 ND WITH BILLS), VIRGINIA TECH
PASSING	ATT	COM	YDS	PCT	TD	INT	
Today	27	19	166	70.4	0	1	Official W-L record as NFL starting QB is now 12-11 (was not credited with start when he lined up at WR to begin 2015 opener vs. Ind.)
Season	295	181	1,935	61.4	10	4	Led Bills to TD on team's first drive today ... has led Bills to points on opening drive in 9 of 23 official QB starts (7 TD, 2 FG) ... has led Bills to opening drive score in last 3 games (2 TD, 1 FG); first Bills QB with 3-game streak of opening drive scores since Kyle Orton had 4-game streak in games 8-11, 2014 (3 TD, 1 FG)
Career	710	442	5,169	62.3	30	12	Did not throw TD pass for 7th time in 24 starts in NFL ... has thrown 30 TD passes as Bill, 9th on club all-time (see list, left) ... needs 3 to tie #8 J.P. Losman (33)
With Bills	675	423	4,970	62.7	30	10	Career passer rating of 93.6 with Bills remains club record (min. 250 att.), ahead of 87.8 by Kyle Orton (see list, left)
RUSHING	ATT	YDS	TD				
Today	9	39	0	423 completions as a Bill remain 10 th on Bills all-time list ... 62 behind #9 Dennis Shaw (485)			
Season	63	401	4	4,970 passing yds. as a Bill remain 10 th on Bills all-time list ... needs 30 passing yds. to become 10 th Bills QB ever with 5,000+ career passing yds. ... 769 yds. behind #9 Trent Edwards (5,739)			
Career	195	1,105	9	Has averaged 7.36 yds. per att. as Bill, 2 nd in team history, behind 7.42 by Jim Kelly (4,780-35,467)			
With Bills	177	969	8	Completed 70.4% of pass att. today, increasing career completion rate with Bills to 62.67% ... figure ranks 2 nd on club chart (min. 250 att.), behind 64.21% by Kyle Orton (see list, left)			
BILLS RECORD BOOK							
MOST TOUCHDOWN PASSES, CAREER							
237 Jim Kelly 1986-96							
181 Joe Ferguson 1973-84							
80 Ryan Fitzpatrick 2009-12							
77 Jack Kemp 1962-69							
55 Drew Bledsoe 2002-04							
47 Doug Flutie 1998-2000							
35 Dennis Shaw 1970-73							
33 J.P. Losman 2004-08							
<u>30 Tyrod Taylor, 2015-16</u>							
27 Rob Johnson 1998-2001							
BILLS RECORD BOOK							
HIGHEST PASSER RATING, CAREER							
(min. 250 att.)							
<u>93.6 Tyrod Taylor, 2015-16</u>							
87.8 Kyle Orton, 2014							
85.5 Rob Johnson, 1998-2001							
84.4 Jim Kelly, 1986-96							
81.9 Frank Reich, 1985-94							
BILLS RECORD BOOK							
HIGHEST COMPLETION PCT., CAREER							
(min. 250 att.)							
64.21% Kyle Orton, 2014 (287-447)							
<u>62.67% Tyrod Taylor, 2015 (423-675)</u>							
60.93% Trent Edwards, 2007-10 (535-878)							
60.48% Rob Johnson, 1998-2001 (401-663)							
60.13% Jim Kelly, 1986-96 (2,874-4,780)							
Interception rate of 1.48% with Bills remains club career record (min. 250 att.), ahead of 2.24% by Kyle Orton (447-10)							
39 rushing yds. today ... 19 th time as Bill with 20+ rushing yds. in game, 9 th in row ... this marks only 2 nd time in Bills history that a QB has rushed for 20+ yds. in 9 straight games (Doug Flutie in games 1-9, 1999) ... Taylor is one of 2 Bills QBs with 9 or more games with 20+ rush yds. in a season (Taylor had 10 in 2015 and Doug Flutie had club-record 13 in 1999)							
19 games with 20+ rush yds. remain 2 nd by QB on Bills all-time list, behind only Doug Flutie (24)							
<u>969 rushing yds. in career with Bills</u> ... figure remains 3 rd by QB in Bills history, behind only #2 Jim Kelly (1,049) and #1 Joe Ferguson (1,174) ... needs 31 rush yds. to become 3 rd QB in team history with 1,000+ ... needs 31 rush yds. to become 26 th player in team history with 1,000+ in career							
5-of-5 for 51 yds. on TD drive ... 6-of-8 for 58 yds. on 3 FG drives							
Final FG drive, which increased Bills lead to 16-12, used 15 plays and 8:12 of clock ... 2 nd straight game Bills had scoring drive of at least 15 plays (had 17-play TD drive at Sea. 11/7) and also 2 nd straight game with scoring drive of over 8:00 (same TD drive at Sea. used 10:00) ... first time Bills – as a team - had back-to-back games with 15+ play scoring drives and 8:00 scoring drives since games 7-8, 2007 (Trent Edwards led 16-play FG drive which used 10:07 at N.Y.J., 10/28 and J.P. Losman engineered 15-play FG drive which used 8:46 vs. Cin., 11/4)							
First Bills QB to post consecutive games with 15+ play scoring drives since Drew Bledsoe in games 9-10, 2002 (16-play TD drive vs. N.E. 11/3, followed by 3 separate 15-play drives (1 TD, 2 FG) at K.C., 11/17)							
First Bills QB since at least 1998 to lead scoring drives in consecutive games using 8:00 or more of game clock							

35 MIKE GILLISLEE				RB, 3 RD YEAR (2 ND WITH BILLS), FLORIDA
RUSHING	ATT	YDS	TD	
Today	14	72	0	Led Bills with 14 rush att. for game-high 72 yds. ... 14 att. are 2 nd most in single-game, behind only 24 vs. N.Y.J., 1/3/16 ... 72 rush yds. are 4 th most in career and 2 nd -highest this season (had 85 vs. N.E., 10/30)
Season	562	326	4	Has rushing attempts in 8 straight games, extending career-long streak (had 5-game streak in games 12-16, 2015) ... has rush att. in 14 of 18 career games
Career	109	614	7	
With Bills	103	593	7	

85 CHARLES CLAY				TE, 6 TH YEAR (2 ND WITH BILLS), TULSA
RECEIVING	REC	YDS	TD	
Today	5	23	0	Team-high 5 rec. today tied personal season high (has had 5 rec. on 4 other occasions in 2016) ... has rec. in 56 of last 57 games (was held without rec. vs. Ari. 9/25/16 to snap career-long 49-game rec. streak)
Season	34	306	0	Has 2+ rec in each of 9 games this season with a reception
Career	246	2,643	17	
With Bills	85	834	3	

53 ZACH BROWN					LB, 5 TH YEAR (1 ST WITH BILLS), NORTH CAROLINA
	SACKS	INT	FF	FR	
Today	0.0	0	0	0	Led team with 12 total tackles ... 10 th time in NFL career with 10+ tackles, 5 th this season (had 14 vs. N.Y.J. 9/15, 12 vs. Ari. 9/25, career-high 17 at N.E. 10/2, and 11 vs. N.E. 10/30) ... extends new personal season high with five 10-tackle games (had 3 with Ten. in 2012)
Season	3.0	0	2	0	
Career	13.0	6	4	3	











2 DAN CARPENTER				K, 9TH YEAR (4TH WITH BILLS), MONTANA	
SCORING	XP-ATT	FG-ATT	PTS		
Today	1-1	3-3	10		10 pts. today ... 40 th time in NFL career with 10+ pts., 2 nd this season (scored 10 at N.E. 10/2)
Season	25-27	14-18	67		Raised career point total to 969 ... now ranks 60 th on NFL all-time scoring chart ... today broke tie with Jeff Reed (959) and moved past Rafael Septien (960) and Greg Davis (962) ... within 15 pts. or fewer of #59 LaDainian Tomlinson (972) and #58 Sam Baker (977)
Career	276-286	231-273	969		Has scored in all 58 games played with Bills ... streak is 3 rd longest in team history (see list, left)
With Bills	122-131	104-119	434		Personal point streak extended to 92 games (scored in last 34 games with Mia., 2010-12)
BILLS RECORD BOOK					
MOST CONSECUTIVE GAMES SCORING					
92	Scott Norwood,				434 pts. in Bills career remains 6 th on club all-time list (see list, left) ... 88 behind co-#4s Thurman Thomas and Andre Reed (522 each)
	9/7/86 vs. N.Y.J.-12/22/91 vs. Det.				
60	Steve Christie,				3-3 on FG today (successful from 26, 54, and 20 yds.) ... 40 th game in NFL career with 3+ FG, 2 nd this season (had 3 at N.E. 10/2) ... Carpenter's teams are 29-11 when he kicks 3+ FG (Bills are 15-3)
	11/21/93 vs. Ind.-10/5/97 vs. Det.				
58	Dan Carpenter,				231 FG in NFL now rank 47 th on league all-time FG list ... today broke tie with Nick Folk (228, on bye this week for N.Y.J.) and moved past Mike Nugent (229, none today for Cin.), Jeff Jaeger (229), and Mike Vanderjagt (230) ... within 5 or fewer of #46 Lou Groza (234) and #45 Todd Peterson (235)
	9/8/13 vs. N.E.-11/20/16 at Cin.				
56	Rian Lindell,				104 FGs with Bills remain 4 th on team all-time FG list, 29 behind #3 Scott Norwood (133)
	9/14/09 at N.E.-12/30/12 vs. N.Y.J.				
54	Steve Christie,				Bills all-time FG accuracy leader (min. 50 att.) with success rate of 87.39% (104 of 119), ahead of #2 Rian Lindell (83.33%, 225 of 270)
	10/20/97 at Ind.-11/26/00 at T.B.				
BILLS RECORD BOOK					
MOST POINTS, CAREER					
1,011	Steve Christie K 1992-2000				Connected on 54-yd. FG in 3 rd qtr. to give Bills 13-12 lead ... 24 th FG of NFL career from 50+ yds., first since 52-yd. FG at N.E. 11/23/15
980	Rian Lindell K 2003-12				24-of-41 on FGA from 50+ yds. in NFL career (14-of-21 with Bills) ... today broke Steve Christie's record (13) for most 50-yd FGs in Bills history
670	Scott Norwood K 1985-91				
522	Thurman Thomas RB 1988-99				53 rd FG in Bills history of 50+ yds. ... Bills now 23-28-1 with a 50-yd. FG (1-0 with two)
	Andre Reed WR 1985-99				
434	Dan Carpenter K 2013-16				1-1 on PAT kicks today ... 122 PAT kicks with Bills remain 5 th on club all-time chart ... 25 behind #4 John Leyboldt (147)
420	O.J. Simpson RB 1969-77				
369	John Leyboldt K 1971-76				
298	Eric Moulds WR 1996-2005				
260	Lee Evans WR 2004-10				
BILLS RECORD BOOK					
MOST FIELD GOALS, CAREER					
234	Steve Christie, 1992-2000				
225	Rian Lindell, 2003-12				
133	Scott Norwood, 1985-91				
104	Dan Carpenter, 2013-16				
74	John Leyboldt, 1971-76				





10 ROBERT WOODS				WR, 4TH YEAR, USC	
RECEIVING	NO	YDS	TD		
Today	3	41	0		3 rec. before leaving game with injury ... has rec. in 52 of 53 career games ... only game held without rec. was 11/8/15 vs. Mia.
Season	42	493	1		16-game rec. streak is longest current streak on Bills
Career	194	2,331	12		194 rec. in first 4 pro seasons rank 4 th on club all-time chart (see list, left) ... needs 6 rec. to become 4 th Bill with 200+ rec. in first 4 pro seasons
BILLS RECORD BOOK					
MOST REC., FIRST 4 PRO SEASONS					
233	Lee Evans, 2004-07 (46/48/84/55)				2 rec. today resulted in a first down ... 114 of 194 career NFL rec. (58.8%) have moved the chains, as have 73 of his last 118 (61.9%) ... 26 of 42 rec. this season (61.9%) have resulted in first downs
232	Peerless Price, 1999-2002 (31/52/55/94)				
229	Andre Reed, 1985-88 (48/53/57/71)				
194	Robert Woods, 2013-16 (40/65/47/42)				
189	Thurman Thomas, 1988-92 (18/60/49/62)				



11 PERCY HARVIN				WR, 8TH YEAR (2ND WITH BILLS), FLORIDA	
RECEIVING	REC	YDS	TD		
Today	2	6	0		2 rec., 6 yds. ... has caught pass in 72 of 75 career games ... started career with 66-game rec. streak before being held without catch 12/14/14 with N.Y.J. at Ten. ... was also held without rec. in last 2 games played (at Ten., 10/11/15 and at Sea., 11/7/16)
Season	2	6	0		Has rush att. in 61 of 75 career games ... Has carried ball in 46 of last 51 games
Career	353	4,026	22		Has career rushing average of 6.34 yds., 2 nd highest rate among active players with 140+ carries ... only 4 active players have career averages over 6.00, and Harvin is only WR in group (other 3 are QBs: Blake Bortles-6.50 (145-942), Robert Griffin III-6.09 (249-1,517), and Colin Kaepernick-6.09 (338-2,060) – all updated through today's 1 p.m. games)
With Bills	21	224	1		
RUSHING	ATT	YDS	TD		
Today	1	11	0		
Season	1	11	0		
Career	146	927	5		
With Bills	6	42	0		






88 MARQUISE GOODWIN				WR, 4TH YEAR, TEXAS	
RECEIVING	NO	YDS	TD		
Today	2	15	0		2 rec. ... extended rec. streak to 8 games, continuing 2 nd rec. streak of career and extending career-long (had 4-game streak as rookie in games 8-11, 2013)
Season	18	316	3		1 rec. today resulted in first down ... 27 of 36 career rec. (75.0%) have moved the chains
Career	38	665	6		






92 ADOLPHUS WASHINGTON				DT, ROOKIE, OHIO STATE	
	SACKS	INT	FF	FR	
Today	0.5	0	0	0	Shared sack with Marcell Dareus on game's first scrimmage play for Bills lone takedown of game... 3 rd takedown of season, first since full sack 10/16 vs. S.F.
Season/Career	2.5	0	0	0	







15 BRANDON TATE				WR, 8 TH YEAR (1 ST WITH BILLS), NORTH CAROLINA		
RECEIVING	NO	YDS	TD			
Today	2	48	0		2 rec. ... extended rec. streak to 3 games, longest streak since 4-game stretch in games 5-8, 2014 ... streak is 11 th of NFL career	
Season	6	96	0		2+ rec. for 3 rd straight game (had 2 at Mia. 10/23 and 2 vs. N.E. in last game played, 10/30) ... longest such streak of NFL career; only other multi-rec streak occurred in games 3-4, 2010 with N.E. (2 vs. Buf. 9/26 and 4 at Mia. 10/4)	
Career	63	997	6		34-yd. rec. in 3 rd qtr. helped extend drive which ended with FG to put Bills up 16-12 ... longest gain since 55-yd. TD with Cin. vs. K.C., 10/4/15	
PUNT RET.	NO	YDS	AVG	TD		
Today	3	33	11.0	0		Returned 3 punts for 33 yds. ... has PR in 69 of last 89 NFL games ... has PR in 9 straight games, longest streak since 11-game stretch with Cin. in games 2-12, 2015
Season	16	165	10.31	0		Has 170 PR in NFL career ... Needs 30 to become 41 st player in league history with 200+
Career	170	1,580	9.3	1		Has 1,580 PR yds. in NFL career ... Needs 420 to become 38 th player in league history with 2,000+
KICKOFF RET.	NO	YDS	AVG	TD		
Today	2	66	33.0	0		Returned 2 kickoffs for 66 yds. ... Has KOR in 82 of 107 career NFL games
Season	14	342	24.4	0		Has 204 KOR in NFL career ... now ranks 38 th on NFL all-time KOR chart ... today moved past Tim Dwight (203) ... within 5 or less of #37 Andre Davis (205) and #36 Terrence McGee (207)
Career	204	5,022	24.6	2		Ranks 4 th among active players on KOR list, trailing Darren Sproles (331, playing 4:25 today for Phi. at Sea.), Ted Ginn Jr. (298, none Thu. for Car. vs. N.O.), and Devin Hester (289, incl. 1 today for Bal. at Dal.)
						Has 5,022 KOR yds. in NFL career ... today became 31 st player in league history with 5,000+ ... now ranks 31 st on league all-time list; within 100 or less of #30 Herschel Walker (5,084) and #29 Terrence Wilkins (5,091) ... ranks 4 th among active players on KOR yardage list, trailing Darren Sproles (8,350, playing 4:25 today for Phi. at Sea.), Devin Hester (7,213, incl. 17 today for Bal. at Dal.), and Ted Ginn Jr. (6,786, none Thu for Car. at N.O.)

31 JONATHAN WILLIAMS				RB, ROOKIE, ARKANSAS	
RUSHING	ATT	YDS	TD		
Today	4	26	0		Established career-high with 26 rush yds. (old high: 21 vs. S.F. 10/16)
Season/Career	17	61	1		4 rush att. are 3 rd most in career (had 5 vs. S.F. 10/16 and vs. N.E. 10/30)
					Has rush att. in 3 of last 4 games played
RECEIVING	NO	YDS	TD		
Today	1	0	0		Recorded first reception of NFL career on FG drive which opened second half, but was held without gain
Season/Career	1	0	0		

42 JEROME FELTON				FB, 9 TH YEAR (2 ND WITH BILLS), FURMAN	
RUSHING	ATT	YDS	TD		
Today	1	2	0		2-yd. rush on opening drive of 2 nd half converted 3 rd down and helped set up FG which gave Bills 13-12 lead ... has rush att. in 5 of last 7 games
Season	5	12	0		5 rush att. in season are most since recording career-high 22 with Det. in 2010
Career	51	175	0		
With Bills	6	14	0		

99 MARCELL DAREUS					DT, 6 TH YEAR, ALABAMA	
	SACKS	INT	FF	FR		
Today	0.5	0	0	0		Shared sack with Adolphus Washington on game's first scrimmage play for Bills lone takedown of game ... sack is 2 nd of season (had one in last game played vs. N.E., 10/30) ... now has 32.0 takedowns in career
Season	1.5	0	0	0		Has participated in sack in back-to-back games ... 6 th sack streak of career, first since 3-game stretch in games 3-5, 2014
Career	32.0	0	2	2		32.0 sacks are 2 nd most in Bills history by DT, behind Kyle Williams (39.0) ... needs 1.0 sacks to tie Bryce Paup for 10 th on club all-time sack chart
						Sack today is 3 rd of career vs. Cin. & QB Andy Dalton ... has 2.5 takedowns against 6 NFL teams (K.C.-4.0, Mia.-4.0, Det.-3.0, Cin 2.5, N.E.-2.5, and Was.-2.5) and against 6 QBs (Alex Smith-3.0, Matthew Stafford-3.0, Ryan Tannehill-3.0, John Beck-2.5, Tom Brady-2.5, and Andy Dalton-2.5)
						Bills are 11-16 when Dareus participates in sack (4-2 with 2+, 2-1 with 3)

22 REGGIE BUSH				RB, 11 TH YEAR (1 ST WITH BILLS), SOUTHERN CALIFORNIA	
RECEIVING	REC	YDS	TD		
Today	2	21	0		2 rec. today ... has rec. in 116 of 129 career games ... has rec. in 4 straight games, first streak since 27-game stretch with Det. between game 15, 2013 with Mia. and game 16, 2014
Season	7	90	0		477 career rec. remains 19 th all-time by RB in NFL history ... needs 7 to tie #18 Curtis Martin (484) ... rec. figure ranks 3 rd among active RBs, behind Darren Sproles (506, playing 4:25 today for Phi. at Sea.) and Matt Forte (510, on bye this week for N.Y.J.)
Career	477	3,598	18		3,598 career rec. yds. are 3 rd most in NFL by active RB, behind Darren Sproles (4,454, playing 4:25 today for Phi. at Sea.) and Matt Forte (4,295, on bye this week for N.Y.J.)
					Career scrimmage yardage total now stands at 9,089 (5,491 rush + 3,598 rec.) ... figure now ranks 126 th on NFL all-time list ... today moved past Mark Clayton (9,082) ... within 100 or less of #125 Roy Green (9,105), #124 Chuck Foreman (9,106), #123 Johnnie Morton (9,123), #122 Michael Pittman (9,139), and #121 Herman Moore (9,174)
					Did not have rushing att. today ... 4 th time in 129 career games without carry ... career rushing yd. total remains at 5,491 ... figure remains 104 th on league's all-time chart ... needs 94 yds. to tie #102 Joe Morris (5,585) ... #102 Delvin Williams (5,598), #101 Pete Johnson (5,626) ... #100 Michael Pittman (5,627)

6 COLTON SCHMIDT				P, 3 RD YEAR, CALIFORNIA-DAVIS
PUNTING	NO	YDS	AVG	 Averaged 38.4 yds. per punt today, reducing career average to 44.05 ... figure remains 2 nd on club all-time average chart (see list, left)  <u>214 career punts</u> remain 8 th on Bills all-time list ... 39 behind #7 Spike Jones (253)  <u>3 punts today gave Bengals ball inside 20</u> ... has at least one “in-the-20” in 34 of 42 games of NFL career  70 of 214 career punts (32.7%) have pinned opponent inside their 20 ... remains 5 th on Bills career list for inside-the-20s, 41 behind #4 John Kidd (111)  3 inside 20’s for 3rd time this season (had 4 at L.A. 10/9 and 3 at Bal. 9/11)  Longest punt today covered 50 yds. ... has 50+ yd. punt in 4 of last 5 games ... has 50+ yd. kick in 28 of 41 games of NFL career and in 6 of 10 games this season
Today	5	192	38.4	
Season	46	1,937	41.6	
Career	214	9,426	44.0	
BILLS RECORD BOOK HIGHEST PUNTING AVERAGE, CAREER (min. 100 punts)				
44.73	Shawn Powell	2012-13	(100-4,473)	
44.05	Colton Schmidt	2014-16	(214-9,426)	
43.74	Brian Moorman	2001-13	(923-40,370)	
42.12	Paul Maguire	1964-70	(552-23,249)	
41.74	Marv Bateman	1974-77	(262-10,937)	
41.67	Billy Atkins	1960-63	(174-7,251)	
40.60	Chris Mohr	1991-2000	(769-31,220)	
40.48	John Kidd	1984-89	(446-18,055)	
39.66	Spike Jones	1971-74	(253-10,035)	
39.22	Greg Cater	1980-83	(277-10,864)	



LAST WEEK

Flip Card and Gamebook

Regular Season Game #10

**Buffalo Bills @ Cincinnati Bengals
Sunday, November 20, 2016**



BUFFALO BILLS AT CINCINNATI BENGALS

SUNDAY, NOVEMBER 20, 2016 — 1:00 P.M. — PAUL BROWN STADIUM



BENGALS POS.

2	Mike Nugent	K
5	AJ McCarron	QB
6	Jeff Driskel	QB
10	Kevin Huber	P
11	Brandon LaFell	WR
12	Alex Erickson	WR
14	Andy Dalton	QB
16	Cody Core	WR
18	A.J. Green	WR
20	KeiVarae Russell	CB
21	Darqueze Dennard	CB
23	Chykie Brown	CB
24	Adam Jones	CB
25	Giovani Bernard	HB
26	Josh Shaw	CB
27	Dre Kirkpatrick	CB
31	Derron Smith	S
32	Jeremy Hill	HB
33	Rex Burkhead	HB
36	Shawn Williams	S
42	Clayton Fejedelem	S
43	George Iloka	S
46	Clark Harris	LS
53	Marquis Flowers	LB
55	Vontaze Burfict	LB
56	Karlos Dansby	LB
57	Vincent Rey	LB
58	Rey Mauluga	LB
59	Nick Vigil	LB
60	T.J. Johnson	C
61	Russell Bodine	C
63	Christian Westerman	G
65	Clint Boling	G
68	Kevin Zeitler	G
69	DeShawn Williams	DT
70	Cedric Ogbuehi	OT
73	Eric Winston	OT
74	Jake Fisher	OT
77	Andrew Whitworth	OT
81	Tyler Kroft	TE
83	Tyler Boyd	WR
85	Tyler Eifert	TE
86	James Wright	WR
87	C.J. Uzomah	TE
89	Ryan Hewitt	H-B
90	Michael Johnson	DE
92	Pat Sims	DT
93	Will Clarke	DE
94	Domata Peko	DT
95	Wallace Gilberry	DE
96	Carlos Dunlap	DE
97	Geno Atkins	DT
99	Margus Hunt	DE

BILLS POS.

2	Dan Carpenter	K
3	EJ Manuel	QB
5	Tyrod Taylor	QB
6	Colton Schmidt	P
7	Cardale Jones	QB
10	Robert Woods	WR
11	Percy Harvin	WR
15	Brandon Tate	WR
17	Justin Hunter	WR
19	Walter Powell	WR
20	Corey Graham	S
21	Nickell Robey-Coleman	CB
22	Reggie Bush	RB
24	Stephon Gilmore	CB
25	LeSean McCoy	RB
26	Robert Blanton	S
27	James Ihedigbo	S
28	Ronald Darby	CB
29	Kevon Seymour	CB
30	Corey White	CB
31	Jonathan Williams	RB
35	Mike Gillislee	RB
36	Jonathan Meeks	S
38	Sergio Brown	S
39	Marcus Roberson	CB
42	Jerome Felton	FB
50	Ramon Humber	LB
51	Brandon Spikes	LB
52	Preston Brown	LB
53	Zach Brown	LB
55	Jerry Hughes	LB
56	Lerentee McCray	LB
57	Lorenzo Alexander	LB
64	Richie Incognito	G
65	Garrison Sanborn	LS
66	Seantrel Henderson	T
67	Patrick Lewis	C
71	Cyrus Kouandjio	T
72	Ryan Groy	G
76	John Miller	G
77	Cordy Glenn	T
79	Jordan Mills	T
84	Nick O'Leary	TE
85	Charles Clay	TE
87	Gerald Christian	TE
88	Marquise Goodwin	WR
90	Shaq Lawson	LB
91	Leger Douzable	DE
92	Adolphus Washington	DT
94	Jerel Worthy	DE
95	Kyle Williams	DT
97	Corbin Bryant	DT
99	Marcell Dareus	DT

BENGALS OFFENSE

WR	18	A. J. Green	86	James Wright	16	Cody Core
LOT	77	Andrew Whitworth	74	Jake Fisher		
LG	65	Clint Boling	63	Christian Westerman		
C	61	Russell Bodine	60	T.J. Johnson		
RG	68	Kevin Zeitler	63	Christian Westerman		
ROT	70	Cedric Ogbuehi	73	Eric Winston		
TE	85	Tyler Eifert	81	Tyler Kroft		
H-B/TE	89	Ryan Hewitt (H-back)	87	C.J. Uzomah (tight end)		
WR	11	Brandon LaFell	83	Tyler Boyd	12	Alex Erickson
QB	14	Andy Dalton	5	AJ McCarron	6	Jeff Driskel
HB	32	Jeremy Hill	25	Giovani Bernard	33	Rex Burkhead

BILLS DEFENSE

DT	95	Kyle Williams	91	Leger Douzable
NT	99	Marcell Dareus	94	Jerel Worthy
DE	97	Corbin Bryant	92	Adolphus Washington
OLB	55	Jerry Hughes	56	Lerentee McCray
WILL	53	Zach Brown	50	Ramon Humber
MIKE	52	Preston Brown	51	Brandon Spikes
OLB	57	Lorenzo Alexander	90	Shaq Lawson
CB	28	Ronald Darby	21	Nickell Robey-Coleman
S	26	Robert Blanton	38	Sergio Brown
S	20	Corey Graham	36	Jonathan Meeks
CB	24	Stephon Gilmore	29	Kevon Seymour

BENGALS SPECIALISTS

P	10	Kevin Huber
K	2	Mike Nugent
LS	46	Clark Harris
H	10	Kevin Huber
PR	24	Adam Jones
KOR	24	Adam Jones
	12	Alex Erickson
	12	Alex Erickson
	83	Tyler Boyd
	33	Rex Burkhead

BILLS PRONUNCIATIONS

Marcell Dareus: DAR-e-us
 Leger Douzable: Leh-jie' DOO-zah-bull
 Mike Gillislee: gi-lis-LEE
 Stephon Gilmore: steph-AHN
 Marquise Goodwin: Mar-keese
 Seantrel Henderson: SHAWN-trel

OFFICIALS

Referee: Terry McAulay (77). Umpire: Carl Paganelli (124). Head Linesman: Jerry Bergman (91). Line Judge: Tom Stephan (68). Field Judge: Rick Patterson (15). Side Judge: Jonah Monroe (120). Back Judge: Rich Martinez (39). Replay Official: Earnie Frantz.

BENGALS DEFENSE

LDE	96	Carlos Dunlap	99	Margus Hunt
NT	94	Domata Peko	92	Pat Sims
DT	97	Geno Atkins	69	DeShawn Williams
RDE	90	Michael Johnson	93	Will Clarke
SLB	56	Karlos Dansby	53	Marquis Flowers
MLB	58	Rey Mauluga	57	Vincent Rey
WLB	55	Vontaze Burfict	59	Nick Vigil
LCB	27	Dre Kirkpatrick	26	Josh Shaw
RCB	24	Adam Jones	21	Darqueze Dennard
SS	36	Shawn Williams	42	Clayton Fejedelem
FS	43	George Iloka	31	Derron Smith

BILLS OFFENSE

WR	88	Marquise Goodwin	19	Walter Powell	17	Justin Hunter
LT	77	Cordy Glenn	71	Cyrus Kouandjio		
LG	64	Richie Incognito				
C	72	Ryan Groy/67 Patrick Lewis				
RG	76	John Miller	72	Ryan Groy		
RT	79	Jordan Mills	66	Seantrel Henderson		
TE	85	Charles Clay	84	Nick O'Leary	87	Gerald Christian
QB	5	Tyrod Taylor	3	EJ Manuel	7	Cardale Jones
FB	42	Jerome Felton				
RB	25	LeSean McCoy	35	Mike Gillislee	22	Reggie Bush
WR	10	Robert Woods	15	Brandon Tate	11	Percy Harvin

BILLS SPECIALISTS

K	2	Dan Carpenter
KO	2	Dan Carpenter
P	6	Colton Schmidt
KOR	15	Brandon Tate
PR	15	Brandon Tate
LS	65	Garrison Sanborn
H	6	Colton Schmidt
	22	Reggie Bush
	22	Reggie Bush
	19	Walter Powell
	19	Walter Powell

BENGALS PRONUNCIATIONS

Geno Atkins: JEE-no
 Giovani Bernard: jee-o-VAHN-ee
 Russell Bodine: BO-dine
 Chykie Brown: CHAH-kee
 Vontaze Burfict: VONN-tez BER-fict (rhymes with "perfect")
 Darqueze Dennard: dar-KWEZ deh-NARD
 Tyler Eifert: IE (rhymes with "tie")-fert
 Clayton Fejedelem: FEDGE-uh-lemm (the "d" is silent)
 Marquis Flowers: mar-KEECE (rhymes with "peace")
 Ryan Hewitt: HUE-it

BUFFALO BILLS

NO. NAME	POS.	HT.	WT.	BORN EXP.	COLLEGE	ACQUIRED
57 Alexander	LB	6-2	228	11-25-85	9 Montana	FA'13
26 Blanton	S	6-4	237	3-19-90	4 Florida State	D1'13
52 Brown, P.	LB	6-1	215	8-3-89	6 Virginia Tech	FA'15
38 Brown, S.	S	5-11	224	10-27-90	3 California-Davis	FA'14
53 Brown, Z.	LB	6-5	250	9-29-92	R Ohio State	D4'16
97 Bryant	DT	6-0	190	4-10-92	4 Southern California	D2a'13
22 Bush	RB	5-11	184	5-28-88	8 Florida	FA'16
2 Carpenter	K	6-1	195	10-5-87	8 North Carolina	FA'16
87 Christian	TE	6-4	203	5-20-91	4 Tennessee	FA'16
85 Clay	TE	6-0	189	11-23-91	2 Murray State	FA'15
28 Darby	CB	5-8	165	7-25-85	10 New Hampshire	FA'14
99 Dareus	DT	6-0	205	1-17-92	4 Southern California	UFA'13
91 Douzable	DE	6-0	205	3-2-85	11 Southern California	FA'16
42 Felton	FB	5-11	208	7-12-88	8 Pittsburgh	D(Phil.)'15
35 Gillislee	RB	6-1	200	9-7-89	5 Notre Dame	FA'16
24 Gilmore	CB	6-1	214	12-3-83	9 Massachusetts	FA'16
77 Glenn	T	5-11	193	1-2-94	2 Florida State	D2'15
88 Goodwin	WR	6-0	185	11-30-93	R Southern California	D6b'16
20 Graham	S	6-0	223	2-2-94	R Arkansas	FA'16
72 Groy	G	5-11	219	11-1-90	3 Florida	FA'15
11 Harvin	WR	6-0	209	11-8-89	3 Clemson	D5'13
66 Henderson	T	6-2	210	5-22-88	7 Notre Dame	FA'16
55 Hughes	LB	6-0	194	10-4-92	3 Florida	FA'16
50 Humber	LB	6-0	248	7-3-86	9 Furman	FA'16
17 Hunter	WR	5-11	232	8-10-87	8 North Dakota State	FA'16
27 Ihedigbo	S	6-2	255	9-3-87	6 Florida	FA'16
64 Incognito	G	6-1	251	10-27-92	3 Louisville	D3'14
7 Jones	QB	6-2	254	8-13-88	7 Texas Christian	FA'16
71 Kouandjio	T	6-3	249	8-26-90	4 Florida	T(Ind.)'13
90 Lawson	LB	6-1	245	5-31-83	10 California	T(G.B.)'16
67 Lewis	C	6-3	319	7-5-83	10 Nebraska	FA'16
3 Manuel	QB	6-1	240	7-31-85	8 Florida State	FA'15
25 McCoy	RB	6-7	331	1-21-92	3 Miami (Fla.)	FA'09
56 McCray	LB	6-1	311	1-30-91	4 Texas A&M	D7b'14
36 Meeks	S	6-7	322	7-21-93	3 Alabama	FA'16
76 Miller	G	6-5	320	9-30-90	3 Wisconsin	D2'14
79 Mills	T	6-6	303	8-12-93	2 Louisville	FA'15
84 O'Leary	TE	6-5	316	12-24-90	4 Louisiana Tech	D3'15
19 Powell	WR	6-3	252	8-31-92	1 Florida State	D2'12
39 Roberson	CB	6-3	255	2-13-89	6 Tulsa	FA'15
21 Robey-Coleman	CB	6-3	250	8-26-91	2 Louisville	FA'16
65 Sanborn	LS	5-9	179	11-19-90	3 Texas	D3'13
6 Schmidt	P	6-3	267	6-17-94	R Clemson	D1'16
29 Seymour	CB	6-4	284	5-31-86	7 Central Florida	FA'16
51 Spikes	LB	6-2	308	11-24-92	R Ohio State	D3'16
15 Tate	WR	6-1	303	6-10-83	11 Louisiana State	FA'15
5 Taylor	QB	6-4	300	1-4-88	4 Northwestern	D5a'06
92 Washington	DT	6-3	331	3-13-90	6 Alabama	FA'12
30 White	CB	6-3	331	3-13-90	6 Alabama	D1'11

HEAD COACH: Rex Ryan.
 ASSISTANTS: Bobby April III (linebackers), John Blake (defensive line), Eric Ciano (head strength and conditioning), Danny Crossman (special teams coordinator), Mike Gilliam (coaching assistant), Aaron Kramer (offensive line), Zak Kramer (coaching assistant), Sanjay Lal (wide receivers), David Lee (quarterbacks), Dan Lillard (strength and conditioning assistant), Mark Locher (strength and conditioning assistant), Hal Luther (assistant strength and conditioning), Anthony Lynn (offense coordinator), D'Anton Lynn (defensive assistant), Tim McDonald (defensive backs), Pat Meyer (offensive assistant), Jason Oszwert (strength and conditioning assistant), Chris Palmer (assistant head coach/defensive line), Retovrich (defensive line), Ed Reed (assistant defensive backs), Rob Ryan (assistant head coach/defense), Deuce Schwartz (coaching assistant), Eric Smith (special teams assistant), Kathryn Smith (quality control/special teams), Doug Socha (coaching assistant), Tony Sparano (tight ends), Dennis Thurman (defensive coordinator), Jason Vrabie (assistant quarterback), Jeff Weeks (outside linebackers).

CINCINNATI BENGALS

NO. NAME	POS.	HT.	WT.	BORN EXP.	COLLEGE	ACQUIRED
2 Mike Nugent	K	5-10	190	3-2-82	12 Ohio State	FA'10
5 AJ McCarron	QB	6-3	220	9-13-90	2 Alabama	D5'14
6 Jeff Driskel	QB	6-4	231	4-23-93	R Louisiana Tech	W(S.F.)'16
10 Kevin Huber	P	6-1	211	7-16-85	8 Cincinnati	D5'09
11 Brandon LaFell	WR	6-3	210	11-4-86	7 Louisiana State	FA'16
12 Alex Erickson	WR	6-0	195	11-6-92	R Wisconsin	CFA'16
14 Andy Dalton	QB	6-2	220	10-29-87	6 Texas Christian	D2'11
16 Cody Core	WR	6-3	210	4-17-94	R Mississippi	D6'16
18 A.J. Green	WR	6-4	210	7-31-88	6 Georgia	D1'11
20 KeiVarae Russell	CB	5-11	196	10-19-93	R Notre Dame	W(K.C.)'16
21 Darqueze Dennard	CB	5-11	198	10-10-91	3 Michigan State	D1'14
23 Chykie Brown	CB	5-11	191	12-26-86	5 Texas	FA'16
24 Adam Jones	CB	5-10	180	9-30-83	10 West Virginia	FA'10
25 Giovani Bernard	HB	5-9	205	11-22-91	4 North Carolina	D2a'13
26 Josh Shaw	CB	6-1	200	3-27-92	2 Southern California	D4a'15
27 Dre Kirkpatrick	CB	6-2	185	10-26-89	5 Alabama	D1a'12
31 Derron Smith	S	5-10	200	2-4-92	2 Fresno State	D6'15
32 Jeremy Hill	HB	6-1	235	10-20-92	3 Louisiana State	D2'14
33 Rex Burkhead	HB	5-10	210	7-2-90	4 Nebraska	D6a'13
36 Shawn Williams	S	6-0	210	5-13-91	4 Georgia	D3'13
42 Clayton Fejedelem	S	6-0	205	6-2-93	R Illinois	D7'16
43 George Iloka	S	6-4	225	3-31-90	5 Boise State	D5c'12
46 Clark Harris	LS	6-5	250	7-10-84	8 Rutgers	FA'09
53 Marquis Flowers	LB	6-3	245	2-16-92	3 Arizona	D6'14
55 Vontaze Burfict	LB	6-1	255	9-24-90	5 Arizona State	CFA'12
56 Karlos Dansby	LB	6-3	251	11-3-81	13 Auburn	FA'16
57 Vincent Rey	LB	6-0	250	9-6-87	6 Duke	CFA'10
58 Rey Mauluga	LB	6-2	258	1-20-87	8 Southern California	D2'09
59 Nick Vigil	LB	6-2	239	8-20-93	R Utah State	D3'16
60 T.J. Johnson	C	6-4	300	7-17-90	3 South Carolina	D7b'13
61 Russell Bodine	C	6-3	308	6-30-92	3 North Carolina	D4'14
63 Christian Westerman	G	6-3	300	2-23-93	R Arizona State	D5'16
65 Clint Boling	G	6-5	305	5-9-89	6 Georgia	D4'11
68 Kevin Zeitler	G	6-4	320	3-8-90	5 Wisconsin	D1b'12
69 DeShawn Williams	DT	6-1	295	12-29-92	1 Clemson	CFA'15
70 Cedric Ogbuehi	OT	6-5	310	4-25-92	2 Texas A&M	D1'15
73 Eric Winston	OT	6-7	310	11-17-83	10 Miami (Fla.)	FA'14
74 Jake Fisher	OT	6-6	305	4-23-93	2 Oregon	D2'15
77 Andrew Whitworth	OT	6-7	330	12-12-81	11 Louisiana State	D2'06
81 Tyler Kroft	TE	6-6	250	10-15-92	2 Rutgers	D3a'15
83 Tyler Boyd	WR	6-2	197	11-15-94	R Pittsburgh	D2'16
85 Tyler Eifert	TE	6-6	255	9-8-90	4 Notre Dame	D1'13
86 James Wright	WR	6-1	201	12-31-91	3 Louisiana State	D7a'14
87 C.J. Uzomah	TE	6-6	265	1-14-93	2 Auburn	D5'15
89 Ryan Hewitt	H-B	6-4	255	1-24-91	3 Stanford	CFA'14
90 Michael Johnson	DE	6-7	272	2-7-87	8 Georgia Tech	FA'15
92 Pat Sims	DT	6-2	330	11-29-85	9 Auburn	UFA(Oak.)'15
93 Will Clarke	DE	6-6	280	5-4-91	3 West Virginia	D3'14
94 Domata Peko	DT	6-3	325	11-27-84	11 Michigan State	D4'06
95 Wallace Gilberry	DE	6-2	270	12-5-84	9 Alabama	FA'16
96 Carlos Dunlap	DE	6-6	280	2-28-89	7 Florida	D2'10
97 Geno Atkins	DT	6-1	300	3-28-88	7 Georgia	D4a'10
99 Margus Hunt	DE	6-8	295	7-14-87	4 Southern Methodist	D2b'13

HEAD COACH: Marvin Lewis.
 ASSISTANTS: Paul Alexander (assistant head coach/offensive line), Jacob Burney (defensive line), Kyle Caskey (running backs), Brayden Combs (assistant special teams/defensive quality control), Robert Couch (offensive quality control/offensive line), Kevin Coyle (secondary), Jeff Friday (assistant strength and conditioning), Paul Guenther (defensive coordinator), Jim Haslett (linebackers), Jonathan Hayes (tight ends), Bill Lazor (quarterbacks), Marcus Lewis (defensive quality control/defensive line), David Lippincott (assistant linebackers/quality control), Robert Livingston (secondary), Chip Morton (strength and conditioning), Dan Pletcher (offensive assistant/wide receivers), Darrin Simmons (special teams coordinator), James Urban (wide receivers), Ken Zampese (offensive coordinator).

BILLS

BENGALS

National Football League Game Summary

NFL Copyright © 2016 by The National Football League. All rights reserved. This summary and play-by-play is for the express purpose of assisting media in their coverage of the game; any other use of this material is prohibited without the written permission of the National Football League. Updated: 11/21/2016

Date: Sunday, 11/20/2016

Buffalo Bills at Cincinnati Bengals
at Paul Brown Stadium, Cincinnati, Ohio

Start Time: 1:03 PM EST

Game Day Weather

Game Weather: Partly Cloudy

Temp: 36° F (2.2° C) Humidity: 59%, Wind: WNW 8 mph

Played Outdoor on Turf: UBU Sports Speed S5-M

Wind Chill: 30

Officials

Referee: McAulay, Terry (77)
Line Judge: Stephan, Tom (68)
Back Judge: Martinez, Rich (39)

Umpire: Paganelli, Carl (124)
Side Judge: Monroe, Jonah (120)
Replay Official: Frantz, Earnie

Head Linesman: Bergman, Jerry (91)
Field Judge: Patterson, Rick (15)

Lineups

Buffalo Bills			Cincinnati Bengals				
Offense		Defense	Offense		Defense		
WR 88	M.Goodwin	DT 95	K.Williams	WR 18	A.Green	LDE 96	C.Dunlap
LT 77	C.Glenn	NT 99	M.Dareus	LOT 77	A.Whitworth	NT 94	D.Peko
LG 64	R.Incognito	DE 92	A.Washington	LG 65	C.Boling	DT 97	G.Atkins
C 72	R.Groy	OLB 55	J.Hughes	C 61	R.Bodine	RDE 90	M.Johnson
RG 76	J.Miller	WILL 53	Z.Brown	RG 68	K.Zeitler	DB 26	J.Shaw
RT 79	J.Mills	MIKE 52	P.Brown	ROT 70	C.Ogbuehi	LB 57	V.Rey
TE 85	C.Clay	OLB 57	L.Alexander	TE 85	T.Eifert	LB 55	V.Burfict
QB 5	T.Taylor	CB 28	R.Darby	H-B 89	R.Hewitt	LCB 27	D.Kirkpatrick
WR 11	P.Harvin	S 27	J.Ihedigbo	WR 11	B.LaFell	RCB 24	A.Jones
RB 25	L.McCoy	S 20	C.Graham	QB 14	A.Dalton	SS 36	S.Williams
WR 10	R.Woods	CB 24	S.Gilmore	HB 32	J.Hill	FS 43	G.Iloka

Substitutions

K 2 D.Carpenter, P 6 C.Schmidt, WR 15 B.Tate, WR 17 J.Hunter, CB 21 N.Robey-Coleman, RB 22 R.Bush, S 26 R.Blanton, CB 29 K.Seymour, CB 30 C.White, RB 31 J.Williams, RB 35 M.Gillislee, S 36 J.Meeks, S 38 S.Brown, FB 42 J.Felton, LB 50 R.Humber, LB 56 L.McCray, LS 65 G.Sanborn, T 66 S.Henderson, TE 84 N.O'Leary, LB 90 S.Lawson, DE 91 L.Douzable, DE 94 J.Worthy

Substitutions

K 2 M.Nugent, P 10 K.Huber, WR 12 A.Erickson, CB 21 D.Dennard, CB 23 C.Brown, HB 25 G.Bernard, S 31 D.Smith, HB 33 R.Burkhead, S 42 C.Fejedelem, LS 46 C.Harris, LB 53 M.Flowers, LB 56 K.Dansby, LB 59 N.Vigil, C 60 T.Johnson, OT 73 E.Winston, OT 74 J.Fisher, TE 81 T.Kroft, WR 83 T.Boyd, WR 86 J.Wright, DT 92 P.Sims, DE 93 W.Clarke, DE 95 W.Gilberry, DE 99 M.Hunt

Did Not Play

QB 3 E.Manuel, C 67 P.Lewis

Did Not Play

QB 5 A.McCarron

Not Active

QB 7 Ca.Jones, WR 19 W.Powell, CB 39 M.Roberson, LB 51 B.Spikes, T 71 C.Kouandjio, TE 87 G.Christian, DT 97 C.Bryant

Not Active

QB 6 J.Driskel, WR 16 C.Core, CB 20 K.Russell, LB 58 R.Mauluga, G 63 C.Westerman, DT 69 D.Williams, TE 87 C.Uzomah

Field Goals (made () & missed)

D.Carpenter (26) (54) (20)

		1	2	3	4	OT	Total
VISITOR:	Buffalo Bills	7	3	3	3	0	16
HOME:	Cincinnati Bengals	6	6	0	0	0	12

Scoring Plays

Team	Qtr	Time	Play Description (Extra Point) (Drive Info)	Visitor	Home
Bills	1	8:52	L.McCoy 7 yd. run (D.Carpenter kick) (8-75, 4:23)	7	0
Bengals	1	2:34	A.Dalton 2 yd. run (kick failed, hru) (13-75, 6:18)	7	6
Bills	2	9:03	D.Carpenter 26 yd. Field Goal (4--5, 2:05)	10	6
Bengals	2	3:10	T.Boyd 1 yd. pass from A.Dalton (kick failed, hru) (13-66, 5:53)	10	12
Bills	3	10:25	D.Carpenter 54 yd. Field Goal (8-32, 4:35)	13	12
Bills	4	12:05	D.Carpenter 20 yd. Field Goal (15-88, 8:12)	16	12

Paid Attendance: 61,356

Time: 3:05

Final Team Statistics

	Visitor Bills	Home Bengals
TOTAL FIRST DOWNS	20	23
By Rushing	12	7
By Passing	7	13
By Penalty	1	3
THIRD DOWN EFFICIENCY	3-12-25%	8-15-53%
FOURTH DOWN EFFICIENCY	1-1-100%	0-0-0%
TOTAL NET YARDS	342	300
Total Offensive Plays (inc. times thrown passing)	63	71
Average gain per offensive play	5.4	4.2
NET YARDS RUSHING	183	93
Total Rushing Plays	34	27
Average gain per rushing play	5.4	3.4
Tackles for a loss-number and yards	2-3	2-9
NET YARDS PASSING	159	207
Times thrown - yards lost attempting to pass	2-7	1-0
Gross yards passing	166	207
PASS ATTEMPTS-COMPLETIONS-HAD INTERCEPTED	27-19-1	43-24-2
Avg gain per pass play (inc.# thrown passing)	5.5	4.7
KICKOFFS Number-In End Zone-Touchbacks	5-3-2	3-3-1
PUNTS Number and Average	5-38.4	6-44.5
Had Blocked	0	0
FGs - PATs Had Blocked	0-0	0-0
Net Punting Average	33.8	39.0
TOTAL RETURN YARDAGE (Not Including Kickoffs)	89	23
No. and Yards Punt Returns	3-33	2-23
No. and Yards Kickoff Returns	2-66	3-72
No. and Yards Interception Returns	2-56	1-0
PENALTIES Number and Yards	9-75	4-25
FUMBLES Number and Lost	1-0	2-0
TOUCHDOWNS	1	2
Rushing	1	1
Passing	0	1
EXTRA POINTS Made-Attempts	1-1	0-2
Kicking Made-Attempts	1-1	0-2
FIELD GOALS Made-Attempts	3-3	0-0
RED ZONE EFFICIENCY	1-3-33%	2-2-100%
GOAL TO GO EFFICIENCY	1-3-33%	2-2-100%
SAFETIES	0	0
FINAL SCORE	16	12
TIME OF POSSESSION	32:11	27:49

Ball Possession And Drive Chart

Buffalo Bills

#	Time Recd	Time Lost	Time Poss	How Ball Obtained	Drive Began	# Play	Yds Gain	Yds Pen	Net Yds	1st Down	Last Scrm	How Given Up
1	13:15	8:52	4:23	Punt	BUF 25	8	80	-5	75	4	* CIN 7	Touchdown
2	2:34	14:54	2:40	Kickoff	BUF 31	4	8	0	8	1	BUF 39	Punt
3	11:08	9:03	2:05	Interception	CIN 3	4	5	-10	-5	0	* CIN 8	Field Goal
4	3:10	0:47	2:23	Kickoff	BUF 25	9	48	5	53	4	CIN 22	Interception
5	0:03	0:00	0:03	Interception	BUF 32	1	3	0	3	0	BUF 32	End of Half
6	15:00	10:25	4:35	Kickoff	BUF 32	8	32	0	32	2	CIN 36	Field Goal
7	8:06	6:27	1:39	Punt	BUF 1	4	14	0	14	1	BUF 15	Punt
8	5:17	12:05	8:12	Punt	BUF 10	15	93	-5	88	5	* CIN 2	Field Goal
9	11:00	8:19	2:41	Punt	BUF 30	5	28	0	28	2	CIN 42	Punt
10	7:19	5:33	1:46	Punt	BUF 44	3	3	0	3	0	BUF 47	Punt
11	4:14	2:30	1:44	Punt	BUF 38	5	23	0	23	1	CIN 39	Punt

(365) Average BUF 33

Cincinnati Bengals

#	Time Recd	Time Lost	Time Poss	How Ball Obtained	Drive Began	# Play	Yds Gain	Yds Pen	Net Yds	1st Down	Last Scrm	How Given Up
1	15:00	13:15	1:45	Kickoff	CIN 25	3	6	-5	1	0	CIN 26	Punt
2	8:52	2:34	6:18	Kickoff	CIN 25	13	50	25	75	6	* BUF 2	Touchdown
3	14:54	11:08	3:46	Punt	CIN 11	9	30	0	30	2	CIN 41	Interception
4	9:03	3:10	5:53	Kickoff	CIN 34	13	61	5	66	6	* BUF 1	Touchdown
5	0:47	0:03	0:44	Interception	CIN 1	5	43	15	58	4	BUF 41	Interception
6	10:25	8:06	2:19	Kickoff	CIN 32	5	23	0	23	1	BUF 45	Punt
7	6:27	5:17	1:10	Punt	BUF 44	3	0	0	0	0	BUF 44	Punt
8	12:05	11:00	1:05	Kickoff	CIN 28	3	1	0	1	0	CIN 29	Punt
9	8:19	7:19	1:00	Punt	CIN 9	3	5	0	5	0	CIN 14	Punt
10	5:33	4:14	1:19	Punt	CIN 20	3	8	0	8	0	CIN 28	Punt
11	2:30	0:00	2:30	Punt	CIN 15	11	73	-15	58	4	BUF 27	End of Game

(256) Average CIN 23

* inside opponent's 20

Time of Possession by Quarter		1st	2nd	3rd	4th	OT	Total
Visitor	Buffalo Bills	6:57	4:37	11:31	9:06		32:11
Home	Cincinnati Bengals	8:03	10:23	3:29	5:54		27:49
Kickoff Drive No.-Start Average		Bills: 3 - BUF 29		Bengals: 5 - CIN 29			

Final Defensive Statistics

Buffalo Bills	Regular Defensive Plays											Special Teams					Misc				
	TKL	AST	COMB	SK	/ YDS	TFL	Q	IN	PD	FF	FR	TKL	AST	FF	FR	BL	TKL	AST	FF	FR	
Z.Brown	8	4	12	0	0	1	0	0	0	0	0	0	0	0	0	0	0	0	0	0	0
S.Gilmore	5	1	6	0	0	0	0	2	3	0	0	0	0	0	0	0	0	0	0	0	0
C.Graham	4	2	6	0	0	0	0	0	1	0	0	0	0	0	0	0	0	0	0	0	0
L.Alexander	2	3	5	0	0	0	0	0	0	0	0	0	0	0	0	0	0	0	0	0	0
K.Williams	3	1	4	0	0	1	1	0	0	0	0	0	0	0	0	0	0	0	0	0	0
P.Brown	3	1	4	0	0	0	0	0	1	0	0	0	0	0	0	0	0	0	0	0	0
M.Dareus	2	2	4	0.5	0	0	1	0	1	0	0	0	0	0	0	0	0	0	0	0	0
R.Darby	2	2	4	0	0	0	0	0	1	0	0	0	0	0	0	0	0	0	0	0	0
N.Robey-Coleman	2	1	3	0	0	0	0	0	1	0	0	0	0	0	0	0	0	0	0	0	0
K.Seymour	2	0	2	0	0	0	0	0	1	0	0	0	0	0	0	0	0	0	0	0	0
J.Worthy	1	1	2	0	0	0	0	0	0	0	0	0	0	0	0	0	0	0	0	0	0
A.Washington	0	2	2	0.5	0	0	1	0	0	0	0	0	0	0	0	0	0	0	0	0	0
S.Lawson	1	0	1	0	0	1	0	0	0	0	0	0	0	0	0	0	0	0	0	0	0
J.Hughes	1	0	1	0	0	0	0	0	0	0	0	0	0	0	0	0	0	0	0	0	0
L.Douzable	1	0	1	0	0	0	0	0	0	0	0	0	0	0	0	0	0	0	0	0	0
J.Ihedigbo	1	0	1	0	0	0	0	0	0	0	0	0	0	0	0	0	0	0	0	0	0
J.Meeks	0	0	0	0	0	0	0	0	0	0	0	2	0	0	0	0	0	0	0	0	0
R.Blanton	0	0	0	0	0	0	0	0	0	0	0	1	0	0	0	0	0	0	0	0	0
S.Brown	0	0	0	0	0	0	0	0	0	0	0	0	2	0	0	0	0	0	0	0	0
J.Williams	0	0	0	0	0	0	0	0	0	0	0	0	1	0	0	0	0	0	0	0	0
L.McCray	0	0	0	0	0	0	0	0	0	0	0	0	1	0	0	0	0	0	0	0	0
J.Miller	0	0	0	0	0	0	0	0	0	0	0	0	0	0	0	0	0	0	0	0	1
Total	38	20	58	1	0	3	3	2	9	0	0	3	4	0	0	0	0	0	0	0	1

TKL = Tackle AST = Assist COMB = Combined QH=QB Hit IN = Interception PD = Pass Defense FF = Forced Fumble FR = Fumble Recovery

Cincinnati Bengals	Regular Defensive Plays											Special Teams					Misc				
	TKL	AST	COMB	SK	/ YDS	TFL	QH	IN	PD	FF	FR	TKL	AST	FF	FR	BL	TKL	AST	FF	FR	
V.Burfict	11	2	13	1	3	1	1	0	0	0	0	0	0	0	0	0	0	0	0	0	0
K.Dansby	4	5	9	0	0	0	0	0	0	0	0	0	0	0	0	0	0	0	0	0	0
V.Rey	5	3	8	0	0	0	0	0	0	0	0	0	1	0	0	0	0	0	0	0	0
A.Jones	4	1	5	0	0	0	0	0	1	0	0	0	0	0	1	0	0	0	0	0	0
D.Dennard	4	1	5	0	0	0	0	0	0	0	0	1	0	0	0	0	0	0	0	0	0
M.Johnson	3	2	5	0.5	2	1	1	0	1	0	0	0	0	0	0	0	0	0	0	0	0
J.Shaw	2	1	3	0	0	0	0	0	0	0	0	0	0	0	0	0	0	0	0	0	0
C.Dunlap	1	2	3	0.5	2	1	1	0	0	0	0	0	0	0	0	0	0	0	0	0	0
N.Vigil	2	0	2	0	0	0	0	0	0	0	0	0	0	0	0	0	0	0	0	0	0
D.Kirkpatrick	1	1	2	0	0	0	0	1	1	0	0	0	0	0	0	0	0	0	0	0	0
S.Williams	1	1	2	0	0	0	0	0	0	0	0	0	0	0	0	0	0	0	0	0	0
D.Peko	0	2	2	0	0	0	0	0	1	0	0	0	0	0	0	0	0	0	0	0	0
D.Smith	0	2	2	0	0	0	0	0	1	0	0	0	0	0	0	0	0	0	0	0	0
P.Sims	1	0	1	0	0	1	1	0	0	0	0	0	0	0	0	0	0	0	0	0	0
G.Iloka	1	0	1	0	0	0	0	0	0	0	0	0	0	0	0	0	0	0	0	0	0
G.Atkins	1	0	1	0	0	0	0	0	0	0	0	0	0	0	0	0	0	0	0	0	0
W.Gilberry	1	0	1	0	0	0	0	0	0	0	0	0	0	0	0	0	0	0	0	0	0
W.Clarke	0	1	1	0	0	0	0	0	0	0	0	0	0	0	0	0	0	0	0	0	0
R.Burkhead	0	0	0	0	0	0	0	0	0	0	0	1	1	0	0	0	0	0	0	0	0
M.Flowers	0	0	0	0	0	0	0	0	0	0	0	1	0	0	0	0	0	0	0	0	0
C.Fejedelem	0	0	0	0	0	0	0	0	0	0	0	0	1	0	0	0	0	0	0	0	0
C.Harris	0	0	0	0	0	0	0	0	0	0	0	0	1	0	0	0	0	0	0	0	0
G.Bernard	0	0	0	0	0	0	0	0	0	0	0	0	0	0	0	0	1	0	0	0	1
B.LaFell	0	0	0	0	0	0	0	0	0	0	0	0	0	0	0	0	1	0	0	0	0
Total	42	24	66	2	7	4	4	1	5	0	0	3	4	0	1	0	2	0	0	0	1

First Half Summary

PERIOD SCORES

Bills	7	3 = 10
Bengals	6	6 = 12

TIME OF POSSESSION

Bills	11:34
Bengals	18:26

Scoring Plays

Team	Qtr	Time	Play Description (Extra Point) (Drive Info)	Visitor	Home
Bills	1	8:52	L.McCoy 7 yd. run (D.Carpenter kick) (8-75, 4:23)	7	0
Bengals	1	2:34	A.Dalton 2 yd. run (kick failed, hru) (13-75, 6:18)	7	6
Bills	2	9:03	D.Carpenter 26 yd. Field Goal (4--5, 2:05)	10	6
Bengals	2	3:10	T.Boyd 1 yd. pass from A.Dalton (kick failed, hru) (13-66, 5:53)	10	12

	Buffalo Bills	Cincinnati Bengals
TOTAL FIRST DOWNS	9	18
First Downs Rushing-Passing-by Penalty	3 - 5 - 1	6 - 9 - 3
THIRD DOWN EFFICIENCY	1-3-33%	6-8-75%
TOTAL NET YARDS	149	190
Total Offensive Plays	25	43
NET YARDS RUSHING	54	61
NET YARDS PASSING	95	129
Gross Yards Passing	99	129
Times thrown-yards lost attempting to pass	1-4	1-0
Pass Attempts-Completions-Had Intercepted	13 - 11 - 1	24 - 14 - 2
Punts-Number and Average	1 - 50	1 - 39
Penalties-Number and Yards	8 - 70	2 - 10
Fumbles-Number and Lost	1 - 0	0 - 0
Red Zone Efficiency	1-2-50%	2-2-100%
Average Drive Start	BUF 42	CIN 19

Buffalo Bills										Cincinnati Bengals									
RUSHING										RUSHING									
	ATT	YDS	AVG	LG	TD		ATT	YDS	AVG	LG	TD								
L.McCoy	5	33	6.6	21	1	J.Hill	10	31	3.1	17	0								
T.Taylor	4	12	3.0	6	0	G.Bernard	5	20	4.0	9	0								
M.Gillislee	2	9	4.5	6	0	A.Dalton	3	10	3.3	7	1								
Total	11	54	4.9	21	1	Total	18	61	3.4	17	1								
PASSING										PASSING									
	ATT	CMP	YDS	SK/YD	TD	LG	IN	RT		ATT	CMP	YDS	SK/YD	TD	LG	IN	RT		
T.Taylor	13	11	99	1/4	0	24	1	66.3	A.Dalton	24	14	129	1/0	1	21	2	52.3		
Total	13	11	99	1/4	0	24	1	66.3	Total	24	14	129	1/0	1	21	2	52.3		
PASS RECEIVING										PASS RECEIVING									
	TAR	REC	YDS	AVG	LG	TD		TAR	REC	YDS	AVG	LG	TD						
R.Woods	3	3	41	13.7	24	0	T.Boyd	6	5	46	9.2	13	1						
R.Bush	2	2	21	10.5	18	0	B.LaFell	5	3	21	7.0	16	0						
L.McCoy	3	2	12	6.0	8	0	T.Eifert	4	2	31	15.5	21	0						
B.Tate	1	1	14	14.0	14	0	J.Wright	2	2	22	11.0	15	0						
M.Goodwin	2	1	5	5.0	5	0	G.Bernard	2	1	6	6.0	6	0						
C.Clay	1	1	5	5.0	5	0	J.Hill	1	1	3	3.0	3	0						
P.Harvin	1	1	1	1.0	1	0	A.Erickson	1	0	0	0.0	0	0						
Total	13	11	99	9.0	24	0	Total	22	14	129	9.2	21	1						

Buffalo Bills	Regular Defensive Plays												Special Teams					Misc			
	TKL	AST	COMB	SK	/ YDS	TFL	Q	IN	PD	FF	FR	TKL	AST	FF	FR	BL	TKL	AST	FF	FR	
Z.Brown	3	3	6	0	0	0	0	0	0	0	0	0	0	0	0	0	0	0	0	0	0
S.Gilmore	4	1	5	0	0	0	0	2	3	0	0	0	0	0	0	0	0	0	0	0	0
C.Graham	4	1	5	0	0	0	0	0	0	0	0	0	0	0	0	0	0	0	0	0	0
P.Brown	2	1	3	0	0	0	0	0	1	0	0	0	0	0	0	0	0	0	0	0	0
Total	13	6	19	0	0	0	0	2	4	0	0	0	0	0	0	0	0	0	0	0	0

First Quarter

BUF wins the coin toss and elects to defer. CIN elects to Receive, and BUF elects to defend the north goal.

D.Carpenter kicks 65 yards from BUF 35 to end zone, Touchback.

Cincinnati Bengals at 15:00

- 1-10-CIN 25 (15:00) (Shotgun) A.Dalton sacked at CIN 25 for 0 yards (sack split by A.Washington and M.Dareus).
- 2-10-CIN 25 (14:16) *PENALTY on CIN-C.Ogbuehi, False Start, 5 yards, enforced at CIN 25 - No Play.*
- 2-15-CIN 20 (14:03) (Shotgun) A.Dalton pass incomplete short left to A.Green (S.Gilmore). CIN-A.Green was injured during the play.
- 3-15-CIN 20 (13:58) (Shotgun) A.Dalton pass short middle to G.Bernard to CIN 26 for 6 yards (L.Alexander).
- 4-9-CIN 26 (13:27) K.Huber punts 39 yards to BUF 35, Center-C.Harris. B.Tate to BUF 40 for 5 yards (C.Fejedelem; V.Rey).
PENALTY on BUF-K.Seymour, Illegal Block Above the Waist, 10 yards, enforced at BUF 35. {B. Tate receives 0 return yards due to penalty}

Buffalo Bills at 13:15

- 1-10-BUF 25 (13:15) (Shotgun) T.Taylor left end to BUF 26 for 1 yard (V.Burfict).
- 2-9-BUF 26 (12:39) (Shotgun) T.Taylor pass short right to R.Bush to BUF 44 for 18 yards (A.Jones). CIN-V.Burfict was injured during the play. P1
- 1-10-BUF 44 (12:11) (Shotgun) L.McCoy right tackle pushed ob at CIN 35 for 21 yards (N.Vigil). R2
- 1-10-CIN 35 (11:38) (Shotgun) T.Taylor pass short middle to L.McCoy to CIN 31 for 4 yards (N.Vigil).
- 2-6-CIN 31 (11:04) (Shotgun) T.Taylor pass short left to P.Harvin to CIN 30 for 1 yard (S.Williams; K.Dansby).
- 3-5-CIN 30 (10:26) (Shotgun) T.Taylor pass short right to R.Woods to CIN 6 for 24 yards (A.Jones). P3
- 1-6-CIN 6 (9:43) (Shotgun) T.Taylor left end pushed ob at CIN 2 for 4 yards (S.Williams).
PENALTY on BUF-C.Glenn, Illegal Formation, 5 yards, enforced at CIN 6 - No Play.
- 1-11-CIN 11 (9:28) (Shotgun) T.Taylor pass short right to R.Woods pushed ob at CIN 7 for 4 yards (K.Dansby).
- 2-7-CIN 7 (8:57) (Shotgun) **L.McCoy right guard for 7 yards, TOUCHDOWN.** R4
D.Carpenter extra point is GOOD, Center-G.Sanborn, Holder-C.Schmidt.

BUF 7 CIN 0, 8 plays, 75 yards, 4:23 drive, 6:08 elapsed

D.Carpenter kicks 65 yards from BUF 35 to end zone, Touchback.

Cincinnati Bengals at 8:52

- 1-10-CIN 25 (8:52) J.Hill right guard to CIN 21 for -4 yards (S.Lawson).
- 2-14-CIN 21 (8:17) (Shotgun) A.Dalton pass short left to B.LaFell to CIN 21 for no gain (C.Graham).
Penalty on CIN-A.Whitworth, Illegal Block Above the Waist, declined.
- 3-14-CIN 21 (7:53) (Shotgun) A.Dalton pass short left to J.Wright pushed ob at CIN 36 for 15 yards (C.Graham; S.Gilmore). P1
- 1-10-CIN 36 (7:04) J.Hill left guard to CIN 39 for 3 yards (J.Worthy).
PENALTY on BUF-J.Hughes, Unnecessary Roughness, 15 yards, enforced at CIN 39. X2
- 1-10-BUF 46 (6:45) (Shotgun) A.Dalton pass short right to B.LaFell to BUF 41 for 5 yards (J.Hughes).
- 2-5-BUF 41 (6:14) (Shotgun) A.Dalton pass short left to J.Hill pushed ob at BUF 38 for 3 yards (S.Gilmore).
- 3-2-BUF 38 (5:45) (Shotgun) A.Dalton pass short left to J.Wright to BUF 34 for 4 yards (L.Alexander).
PENALTY on BUF-R.Darby, Defensive Holding, 5 yards, enforced at BUF 38 - No Play. X3
- 1-10-BUF 33 (5:25) (Shotgun) A.Dalton pass incomplete deep middle to A.Erickson.
Penalty on CIN-J.Fisher, Illegal Formation, declined.
- 2-10-BUF 33 (5:20) J.Hill left end pushed ob at BUF 31 for 2 yards (S.Gilmore).
- 3-8-BUF 31 (4:44) (Shotgun) *PENALTY on BUF-J.Hughes, Neutral Zone Infraction, 5 yards, enforced at BUF 31 - No Play.*
- 3-3-BUF 26 (4:28) (Shotgun) A.Dalton pass short middle to T.Boyd to BUF 17 for 9 yards (K.Seymour). P4
- 1-10-BUF 17 (3:58) (Shotgun) A.Dalton pass incomplete short right to B.LaFell.
- 2-10-BUF 17 (3:55) (Shotgun) A.Dalton pass short middle to T.Boyd to BUF 6 for 11 yards (P.Brown). P5
- 1-6-BUF 6 (3:18) J.Hill up the middle to BUF 2 for 4 yards (K.Williams; Z.Brown).
- 2-2-BUF 2 (2:38) (Shotgun) **A.Dalton right end for 2 yards, TOUCHDOWN.** R6
The Replay Official reviewed the runner broke the plane ruling, and the play was Upheld. The ruling on the field stands.
M.Nugent extra point is No Good, Hit Right Upright, Center-C.Harris, Holder-K.Huber.

BUF 7 CIN 6, 13 plays, 75 yards, 3 penalties, 6:18 drive, 12:26 elapsed
--

M.Nugent kicks 67 yards from CIN 35 to BUF -2. B.Tate pushed ob at BUF 31 for 33 yards (D.Dennard).

Buffalo Bills at 2:34, (1st play from scrimmage 2:28)

- 1-10-BUF 31 (2:28) T.Taylor pass short left to R.Woods to BUF 44 for 13 yards (K.Dansby) [P.Sims]. BUF-R.Woods was injured during the play. P5
- 1-10-BUF 44 (1:24) Direct snap to L.McCoy. L.McCoy FUMBLES (Aborted) at BUF 39, recovered by BUF-J.Miller at BUF 39. J.Miller to BUF 39 for no gain (C.Dunlap).
- 2-15-BUF 39 (1:16) (Shotgun) T.Taylor sacked at BUF 35 for -4 yards (sack split by M.Johnson and C.Dunlap).

Buffalo Bills vs Cincinnati Bengals at Paul Brown Stadium

3-19-BUF 35 (:32) (Shotgun) T.Taylor scrambles right end to BUF 39 for 4 yards (V.Burfict).

END OF QUARTER

	Score	Time	First Downs				Efficiencies	
		Poss	R	P	X	T	3 Down	4 Down
Buffalo Bills	7	6:57	2	3	0	5	1/2	0/0
Cincinnati Bengals	6	8:03	1	3	2	6	2/3	0/0

Second Quarter

11/20/2016

Play By Play

Buffalo Bills continued.

4-15-BUF 39 (15:00) C.Schmidt punts 50 yards to CIN 11, Center-G.Sanborn, fair catch by A.Erickson.

Cincinnati Bengals at 14:54

1-10-CIN 11 (14:54) G.Bernard left end pushed ob at CIN 15 for 4 yards (Z.Brown).

2-6-CIN 15 (14:30) (Shotgun) A.Dalton pass incomplete short middle to T.Boyd.

3-6-CIN 15 (14:28) (Shotgun) A.Dalton pass short middle to T.Boyd to CIN 27 for 12 yards (C.Graham). P7

1-10-CIN 27 (13:57) (Shotgun) A.Dalton pass short right to J.Wright to CIN 34 for 7 yards (P.Brown; R.Darby).

2-3-CIN 34 (13:24) G.Bernard right guard to CIN 36 for 2 yards (N.Robey-Coleman).

3-1-CIN 36 (12:45) J.Hill left guard to CIN 39 for 3 yards (P.Brown). R8

1-10-CIN 39 (12:14) (Shotgun) A.Dalton right end ran ob at CIN 40 for 1 yard (C.Graham). BUF-P.Brown was injured during the play.

2-9-CIN 40 (11:48) (Shotgun) J.Hill left tackle to CIN 41 for 1 yard (Z.Brown).

3-8-CIN 41 (11:18) (Shotgun) A.Dalton pass short left intended for B.LaFell INTERCEPTED by S.Gilmore at BUF 48. S.Gilmore to CIN 3 for 49 yards (G.Bernard).

Buffalo Bills at 11:08

1-3-CIN 3 (11:08) (Shotgun) T.Taylor left end to CIN 2 for 1 yard (V.Rey; A.Jones).

2-2-CIN 2 (10:31) (Shotgun) L.McCoy right tackle to CIN 3 for -1 yards (M.Johnson).

3-3-CIN 3 (9:53) (Shotgun) T.Taylor scrambles left end for 3 yards, TOUCHDOWN NULLIFIED by Penalty.

PENALTY on BUF-R.Incognito, Offensive Holding, 10 yards, enforced at CIN 3 - No Play.

3-13-CIN 13 (9:45) (Shotgun) T.Taylor pass short left to C.Clay to CIN 8 for 5 yards (J.Shaw).

4-8-CIN 8 **(9:06) D.Carpenter 26 yard field goal is GOOD, Center-G.Sanborn, Holder-C.Schmidt.****BUF 10 CIN 6, 4 plays, -5 yards, 2:05 drive, 5:57 elapsed**

D.Carpenter kicks 67 yards from BUF 35 to CIN -2. A.Erickson to CIN 34 for 36 yards (J.Williams; S.Brown).

Cincinnati Bengals at 9:03, (1st play from scrimmage 8:55)

1-10-CIN 34 (8:55) G.Bernard left tackle pushed ob at CIN 43 for 9 yards (K.Seymour).

2-1-CIN 43 (8:30) (Shotgun) G.Bernard left tackle to CIN 45 for 2 yards (M.Dareus; Z.Brown). R9

1-10-CIN 45 (7:55) (Shotgun) A.Dalton pass incomplete deep left. {thrown away}

2-10-CIN 45 (7:49) (Shotgun) A.Dalton pass short middle to T.Boyd to BUF 42 for 13 yards (N.Robey-Coleman). P10

1-10-BUF 42 (7:24) (Shotgun) A.Dalton pass incomplete short left. {thrown away}

2-10-BUF 42 (7:18) G.Bernard left guard to BUF 39 for 3 yards (L.Douzable).

3-7-BUF 39 (6:41) (Shotgun) A.Dalton scrambles up the middle to BUF 32 for 7 yards (C.Graham). R11

1-10-BUF 32 (5:54) A.Dalton pass deep left to T.Eifert pushed ob at BUF 11 for 21 yards (S.Gilmore). P121-10-BUF 11 (5:24) J.Hill right tackle to BUF 9 for 2 yards (J.Worthy; L.Alexander).2-8-BUF 9 (4:39) *PENALTY on BUF-L.Douzable, Encroachment, 5 yards, enforced at BUF 9 - No Play.*

2-3-BUF 4 (4:28) J.Hill up the middle to BUF 1 for 3 yards (Z.Brown; A.Washington). R13

1-1-BUF 1 (3:48) A.Dalton pass incomplete short right to T.Eifert (P.Brown).

2-1-BUF 1 (3:43) J.Hill up the middle to BUF 1 for no gain (M.Dareus).

Timeout #1 by CIN at 03:14.

Timeout #1 by BUF at 03:14.

3-1-BUF 1 **(3:14) (Shotgun) A.Dalton pass short left to T.Boyd for 1 yard, TOUCHDOWN.** P14

M.Nugent extra point is No Good, Hit Right Upright, Center-C.Harris, Holder-K.Huber.

BUF 10 CIN 12, 13 plays, 66 yards, 1 penalty, 5:53 drive, 11:50 elapsed

M.Nugent kicks 65 yards from CIN 35 to end zone, Touchback.

Buffalo Bills at 3:10

1-10-BUF 25 (3:10) (Shotgun) T.Taylor pass short right to M.Goodwin to BUF 30 for 5 yards (D.Kirkpatrick).

2-5-BUF 30 (2:37) (Shotgun) L.McCoy right tackle ran ob at BUF 36 for 6 yards (V.Burfict). R6

1-10-BUF 36 (2:09) (Shotgun) T.Taylor pass incomplete short left to L.McCoy (M.Johnson).

2-10-BUF 36 (2:05) (Shotgun) T.Taylor pass short right to B.Tate to 50 for 14 yards (G.Iloka). P7

Two-Minute Warning

1-10-50 (1:58) (Shotgun) T.Taylor pass short right to L.McCoy pushed ob at CIN 42 for 8 yards (S.Williams). CIN-S.Williams was injured during the play.

Timeout #2 by CIN at 01:51. {charged due to injury in last 2 minutes of half}

2-2-CIN 42 (1:51) (Shotgun) T.Taylor pass short middle to R.Bush to CIN 39 for 3 yards (V.Rey). P8

Buffalo Bills vs Cincinnati Bengals at Paul Brown Stadium

- 1-10-CIN 39 (1:27) (Shotgun) T.Taylor scrambles left end ran ob at CIN 33 for 6 yards (D.Dennard).
- 2-4-CIN 33 (1:20) (Shotgun) *PENALTY on CIN-C.Dunlap, Neutral Zone Infraction, 5 yards, enforced at CIN 33 - No Play.* X9
- 1-10-CIN 28 (1:20) (Shotgun) M.Gillislee up the middle to CIN 22 for 6 yards (K.Dansby; D.Dennard).
- 2-4-CIN 22 (:55) (Shotgun) T.Taylor pass deep right intended for M.Goodwin INTERCEPTED by D.Kirkpatrick at CIN 1. D.Kirkpatrick ran ob at CIN 1 for no gain.

Cincinnati Bengals at 0:47

- 1-10-CIN 1 (:47) J.Hill up the middle pushed ob at CIN 18 for 17 yards (S.Gilmore). R15
PENALTY on BUF-R.Blanton, Unnecessary Roughness, 15 yards, enforced at CIN 18. X16
Penalty on BUF-A.Washington, Defensive Offside, declined.
- 1-10-CIN 33 (:41) (Shotgun) A.Dalton pass short left to B.LaFell ran ob at CIN 49 for 16 yards. P17
- 1-10-CIN 49 (:36) (Shotgun) A.Dalton pass short left to T.Eifert to BUF 41 for 10 yards (Z.Brown). P18
- 1-10-BUF 41 (:16) (Shotgun) A.Dalton pass incomplete short middle to G.Bernard (M.Dareus). {tipped at the line of scrimmage }
- 2-10-BUF 41 (:12) (Shotgun) A.Dalton pass deep left intended for T.Eifert INTERCEPTED by S.Gilmore at BUF 25. S.Gilmore to BUF 32 for 7 yards (B.LaFell).

Buffalo Bills at 0:03

- 1-10-BUF 32 (:03) (Shotgun) M.Gillislee right guard to BUF 35 for 3 yards (G.Atkins).

END OF QUARTER

	Score	Time Poss	First Downs				Efficiencies	
			R	P	X	T	3 Down	4 Down
Buffalo Bills	10	4:37	1	2	1	4	0/1	0/0
Cincinnati Bengals	12	10:23	5	6	1	12	4/5	0/0

Third Quarter

11/20/2016

Play By Play

BUF elects to Receive, and CIN elects to defend the South goal.

M.Nugent kicks 66 yards from CIN 35 to BUF -1. B.Tate to BUF 32 for 33 yards (M.Flowers).

Buffalo Bills at 15:00, (1st play from scrimmage 14:53)

- 1-10-BUF 32 (14:53) (Shotgun) M.Gillislee left end pushed ob at BUF 37 for 5 yards (V.Burfict).
- 2-5-BUF 37 (14:19) (Shotgun) T.Taylor pass short left to C.Clay to BUF 41 for 4 yards (V.Rey).
- 3-1-BUF 41 (13:47) J.Felton left guard to BUF 43 for 2 yards (V.Rey). R10
- 1-10-BUF 43 (13:13) (Shotgun) M.Gillislee right end to CIN 44 for 13 yards (A.Jones). R11
- 1-10-CIN 44 (12:34) (Shotgun) T.Taylor pass short right to J.Williams to CIN 44 for no gain (D.Kirkpatrick; V.Rey).
- 2-10-CIN 44 (11:56) (Shotgun) J.Williams right guard to CIN 41 for 3 yards (K.Dansby).
- 3-7-CIN 41 (11:15) (Shotgun) T.Taylor scrambles left tackle to CIN 36 for 5 yards (J.Shaw; K.Dansby).
- 4-2-CIN 36 **(10:30) D.Carpenter 54 yard field goal is GOOD, Center-G.Sanborn, Holder-C.Schmidt.**

BUF 13 CIN 12, 8 plays, 32 yards, 4:35 drive, 4:35 elapsed

D.Carpenter kicks 59 yards from BUF 35 to CIN 6. R.Burkhead to CIN 32 for 26 yards (R.Blanton).

Cincinnati Bengals at 10:25, (1st play from scrimmage 10:20)

- 1-10-CIN 32 (10:20) J.Hill left tackle to CIN 35 for 3 yards (K.Williams).
- 2-7-CIN 35 (9:53) (Shotgun) J.Hill right guard to BUF 45 for 20 yards (J.Ihedigbo). R19
- 1-10-BUF 45 (9:22) (Shotgun) A.Dalton FUMBLES (Aborted) at BUF 49, recovered by CIN-G.Bernard at BUF 46. G.Bernard to BUF 45 for 1 yard (P.Brown).
- 2-10-BUF 45 (8:58) (Shotgun) G.Bernard left guard to BUF 45 for no gain (L.Alexander; C.Graham).
- 3-10-BUF 45 (8:23) (Shotgun) A.Dalton pass incomplete short right to T.Boyd (K.Seymour).
- 4-10-BUF 45 (8:18) K.Huber punts 44 yards to BUF 1, Center-C.Harris, downed by CIN-D.Dennard.
Penalty on BUF-J.Ihedigbo, Unnecessary Roughness, declined.

Buffalo Bills at 8:06

- 1-10-BUF 1 (8:06) (Shotgun) M.Gillislee left end to BUF 11 for 10 yards (M.Johnson). R12
- 1-10-BUF 11 (7:26) (Shotgun) T.Taylor pass incomplete short left to P.Harvin (D.Peko). {tipped at the line of scrimmage}
- 2-10-BUF 11 (7:22) (Shotgun) T.Taylor pass short middle to C.Clay to BUF 15 for 4 yards (D.Peko; M.Johnson).
- 3-6-BUF 15 (6:42) (Shotgun) T.Taylor pass incomplete deep right to C.Clay.
- 4-6-BUF 15 (6:37) C.Schmidt punts 39 yards to CIN 46, Center-G.Sanborn. A.Jones MUFFS catch, and recovers at CIN 46. A.Jones to BUF 44 for 10 yards (J.Meeks).

Cincinnati Bengals at 6:27

- 1-10-BUF 44 (6:27) J.Hill right guard to BUF 39 for 5 yards (K.Williams).
- 2-5-BUF 39 (6:03) (Shotgun) J.Hill left end to BUF 44 for -5 yards (K.Williams).
- 3-10-BUF 44 (5:29) (Shotgun) A.Dalton pass incomplete deep left to B.LaFell (C.Graham).
- 4-10-BUF 44 (5:23) K.Huber punts 34 yards to BUF 10, Center-C.Harris, fair catch by B.Tate.

Buffalo Bills at 5:17

- 1-10-BUF 10 (5:17) (Shotgun) M.Gillislee left tackle to BUF 14 for 4 yards (K.Dansby; C.Dunlap).
 - 2-6-BUF 14 (4:38) (Shotgun) T.Taylor left end to BUF 17 for 3 yards (V.Burfict).
 - 3-3-BUF 17 (3:57) (Shotgun) T.Taylor scrambles left end ran ob at BUF 21 for 4 yards (V.Burfict). R13
 - 1-10-BUF 21 (3:20) M.Gillislee up the middle to BUF 35 for 14 yards (V.Burfict). CIN-V.Burfict was injured during the play. R14
 - 1-10-BUF 35 (2:44) (Shotgun) J.Williams up the middle to BUF 42 for 7 yards (W.Clarke; V.Rey).
 - 2-3-BUF 42 (2:12) (Shotgun) *PENALTY on BUF-J.Mills, False Start, 5 yards, enforced at BUF 42 - No Play.*
 - 2-8-BUF 37 (1:58) (Shotgun) T.Taylor pass short middle to B.Tate ran ob at CIN 29 for 34 yards (V.Burfict). P15
 - 1-10-CIN 29 (1:20) (Shotgun) M.Gillislee left end to CIN 27 for 2 yards (K.Dansby).
- Timeout #1 by BUF at 00:36.
- 2-8-CIN 27 (:36) (Shotgun) T.Taylor scrambles right end pushed ob at CIN 25 for 2 yards (J.Shaw).

END OF QUARTER

	Score	Time Poss	First Downs				Efficiencies	
			R	P	X	T	3 Down	4 Down
Buffalo Bills	13	11:31	5	1	0	6	2/4	0/0
Cincinnati Bengals	12	3:29	1	0	0	1	0/2	0/0

Fourth Quarter

11/20/2016

Play By Play

Buffalo Bills continued.

3-6-CIN 25	(15:00) (Shotgun) T.Taylor pass short left to P.Harvin to CIN 20 for 5 yards (D.Dennard).	
4-1-CIN 20	(14:22) (Shotgun) M.Gillislee left guard to CIN 15 for 5 yards (V.Burfict; D.Smith).	R16
<u>1-10-CIN 15</u>	(13:39) (Shotgun) T.Taylor pass short right to M.Goodwin to CIN 5 for 10 yards (D.Dennard).	P17
<u>1-5-CIN 5</u>	(12:58) (Shotgun) M.Gillislee right end to CIN 2 for 3 yards (V.Rey).	
2-2-CIN 2	(12:16) (Shotgun) T.Taylor pass incomplete short middle to C.Clay (A.Jones).	
3-2-CIN 2	(12:11) (Shotgun) T.Taylor pass incomplete short right to M.Gillislee (D.Smith).	
4-2-CIN 2	(12:08) D.Carpenter 20 yard field goal is GOOD, Center-G.Sanborn, Holder-C.Schmidt.	

BUF 16 CIN 12, 15 plays, 88 yards, 8:12 drive, 2:55 elapsed
--

D.Carpenter kicks 47 yards from BUF 35 to CIN 18. R.Burkhead to CIN 28 for 10 yards (S.Brown; L.McCray).

Cincinnati Bengals at 12:05, (1st play from scrimmage 12:00)

1-10-CIN 28	(12:00) G.Bernard right tackle to CIN 29 for 1 yard (L.Alexander).
2-9-CIN 29	(11:22) (Shotgun) A.Dalton pass incomplete short right to G.Bernard.
3-9-CIN 29	(11:18) (Shotgun) A.Dalton pass incomplete deep right to B.LaFell.
4-9-CIN 29	(11:13) K.Huber punts 54 yards to BUF 17, Center-C.Harris. B.Tate to BUF 30 for 13 yards (R.Burkhead; C.Harris). CIN-C.Harris was injured during the play.

Buffalo Bills at 11:00

1-10-BUF 30	(11:00) (Shotgun) P.Harvin left end to BUF 41 for 11 yards (W.Gilberry). {end around}	R18
<u>1-10-BUF 41</u>	(10:27) (Shotgun) T.Taylor right end to CIN 46 for 13 yards (V.Rey). CIN-V.Rey was injured during the play.	R19
<u>1-10-CIN 46</u>	(9:51) (Shotgun) T.Taylor pass short left to C.Clay to CIN 40 for 6 yards (V.Burfict).	
2-4-CIN 40	(9:16) (Shotgun) M.Gillislee left tackle to CIN 42 for -2 yards (P.Sims).	
3-6-CIN 42	(8:32) (Shotgun) T.Taylor pass incomplete short right to B.Tate. <i>Penalty on BUF, Illegal Shift, declined.</i>	
4-6-CIN 42	(8:28) C.Schmidt punts 33 yards to CIN 9, Center-G.Sanborn, downed by BUF-L.Alexander.	

Cincinnati Bengals at 8:19

1-10-CIN 9	(8:19) A.Dalton pass short left to J.Hill to CIN 7 for -2 yards (Z.Brown). <i>Penalty on CIN, Illegal Formation, declined.</i>
2-12-CIN 7	(8:03) (Shotgun) A.Dalton pass short right to A.Erickson to CIN 14 for 7 yards (R.Darby).
3-5-CIN 14	(7:31) (Shotgun) A.Dalton pass incomplete short right to T.Eifert [K.Williams].
4-5-CIN 14	(7:26) K.Huber punts 42 yards to BUF 44, Center-C.Harris, fair catch by B.Tate.

Buffalo Bills at 7:19

1-10-BUF 44	(7:19) M.Gillislee left end to BUF 46 for 2 yards (M.Johnson).
2-8-BUF 46	(6:47) (Shotgun) T.Taylor pass short right to C.Clay to 50 for 4 yards (V.Burfict).
3-4-50	(6:05) (Shotgun) T.Taylor sacked at BUF 47 for -3 yards (V.Burfict).
4-7-BUF 47	(5:44) C.Schmidt punts 46 yards to CIN 7, Center-G.Sanborn. A.Erickson to CIN 20 for 13 yards (J.Meeks).

Cincinnati Bengals at 5:33

1-10-CIN 20	(5:33) J.Hill up the middle to CIN 23 for 3 yards (M.Dareus).
2-7-CIN 23	(5:09) (Shotgun) J.Hill right end pushed ob at CIN 28 for 5 yards (Z.Brown). Timeout #1 by CIN at 04:31.
3-2-CIN 28	(4:31) (Shotgun) A.Dalton pass incomplete short right to G.Bernard.
4-2-CIN 28	(4:26) K.Huber punts 54 yards to BUF 18, Center-C.Harris. B.Tate to BUF 38 for 20 yards (R.Burkhead).

Buffalo Bills at 4:14

1-10-BUF 38	(4:14) (Shotgun) M.Gillislee right end to BUF 45 for 7 yards (D.Dennard).	
2-3-BUF 45	(3:34) (Shotgun) J.Williams right guard to CIN 46 for 9 yards (A.Jones). Timeout #2 by CIN at 03:29.	R20
<u>1-10-CIN 46</u>	(3:28) (Shotgun) J.Williams right tackle to CIN 39 for 7 yards (K.Dansby; D.Smith).	
2-3-CIN 39	(2:46) (Shotgun) M.Gillislee right end to CIN 39 for no gain (D.Peko; V.Burfict). Timeout #3 by CIN at 02:41.	
3-3-CIN 39	(2:41) (Shotgun) T.Taylor pass incomplete short right to P.Harvin.	
4-3-CIN 39	(2:37) C.Schmidt punts 24 yards to CIN 15, Center-G.Sanborn, out of bounds.	

Cincinnati Bengals at 2:30

Buffalo Bills vs Cincinnati Bengals at Paul Brown Stadium

1-10-CIN 15 (2:30) (Shotgun) A.Dalton pass short right to G.Bernard to CIN 21 for 6 yards (L.Alexander; R.Darby).

2-4-CIN 21 (2:05) (Shotgun) A.Dalton pass short left to B.LaFell pushed ob at CIN 32 for 11 yards (S.Gilmore).

P20

Two-Minute Warning

1-10-CIN 32 (2:00) (Shotgun) A.Dalton pass short right to T.Boyd pushed ob at CIN 40 for 8 yards (R.Darby).

2-2-CIN 40 (1:56) (Shotgun) A.Dalton pass short left to G.Bernard to BUF 48 for 12 yards (S.Lawson; C.Graham).

PENALTY on CIN-C.Boling, Offensive Holding, 10 yards, enforced at CIN 40 - No Play.

2-12-CIN 30 (1:48) (Shotgun) A.Dalton pass incomplete short middle to B.LaFell.

3-12-CIN 30 (1:44) (Shotgun) A.Dalton pass short middle to G.Bernard to CIN 42 for 12 yards (Z.Brown).

P21

1-10-CIN 42 (1:22) (Shotgun) A.Dalton pass short middle to G.Bernard to BUF 49 for 9 yards (Z.Brown).

2-1-BUF 49 (:58) (Shotgun) A.Dalton pass short left to G.Bernard to BUF 42 for 7 yards (Z.Brown).

P22

1-10-BUF 42 (:38) *PENALTY on CIN-E.Winston, False Start, 5 yards, enforced at BUF 42 - No Play.*

1-15-BUF 47 (:28) (Shotgun) A.Dalton pass short middle to R.Burkhead to BUF 33 for 14 yards (N.Robey-Coleman; Z.Brown).

2-1-BUF 33 (:11) A.Dalton spiked the ball to stop the clock.

Timeout #2 by BUF at 00:10.

3-1-BUF 33 (:10) (Shotgun) A.Dalton pass short right to T.Eifert ran ob at BUF 27 for 6 yards. BUF-R.Blanton was injured during the play.

P23

Timeout #3 by BUF at 00:03. {charged due to injury inside 2 minutes}

1-10-BUF 27 (:03) (Shotgun) A.Dalton pass incomplete deep middle to J.Wright (R.Darby, N.Robey-Coleman).

END OF QUARTER

	Score	Time Poss	First Downs				Efficiencies	
			R	P	X	T	3 Down	4 Down
Buffalo Bills	16	9:06	4	1	0	5	0/5	1/1
Cincinnati Bengals	12	5:54	0	4	0	4	2/5	0/0

Miscellaneous Statistics Report

Buffalo Bills vs Cincinnati Bengals
11/20/2016 at Paul Brown Stadium

Ten Longest Plays for Buffalo Bills

Yards	Qtr	Play Start	Play Description
34	3	2-8-BUF 37	(1:58) (Shotgun) T.Taylor pass short middle to B.Tate ran ob at CIN 29 for 34 yards (V.Burfict).
24	1	3-5-CIN 30	(10:26) (Shotgun) T.Taylor pass short right to R.Woods to CIN 6 for 24 yards (A.Jones).
21	1	1-10-BUF 44	(12:11) (Shotgun) L.McCoy right tackle pushed ob at CIN 35 for 21 yards (N.Vigil).
18	1	2-9-BUF 26	(12:39) (Shotgun) T.Taylor pass short right to R.Bush to BUF 44 for 18 yards (A.Jones). CIN-V.Burfict was injured during the play.
14	2	2-10-BUF 36	(2:05) (Shotgun) T.Taylor pass short right to B.Tate to 50 for 14 yards (G.Iloka).
14	3	1-10-BUF 21	(3:20) M.Gillislee up the middle to BUF 35 for 14 yards (V.Burfict). CIN-V.Burfict was injured during the play.
13	1	1-10-BUF 31	(2:28) T.Taylor pass short left to R.Woods to BUF 44 for 13 yards (K.Dansby) [P.Sims]. BUF-R.Woods was injured during the play.
13	3	1-10-BUF 43	(13:13) (Shotgun) M.Gillislee right end to CIN 44 for 13 yards (A.Jones).
13	4	1-10-BUF 41	(10:27) (Shotgun) T.Taylor right end to CIN 46 for 13 yards (V.Rey). CIN-V.Rey was injured during the play.
11	4	1-10-BUF 30	(11:00) (Shotgun) P.Harvin left end to BUF 41 for 11 yards (W.Gilberry). {end around}

Ten Longest Plays for Cincinnati Bengals

Yards	Qtr	Play Start	Play Description
32	2	1-10-CIN 1	(:47) J.Hill up the middle pushed ob at CIN 18 for 17 yards (S.Gilmore).
21	2	1-10-BUF 32	(5:54) A.Dalton pass deep left to T.Eifert pushed ob at BUF 11 for 21 yards (S.Gilmore).
20	3	2-7-CIN 35	(9:53) (Shotgun) J.Hill right guard to BUF 45 for 20 yards (J.Ihedigbo).
18	1	1-10-CIN 36	(7:04) J.Hill left guard to CIN 39 for 3 yards (J.Worthy).
16	2	1-10-CIN 33	(:41) (Shotgun) A.Dalton pass short left to B.LaFell ran ob at CIN 49 for 16 yards.
15	1	3-14-CIN 21	(7:53) (Shotgun) A.Dalton pass short left to J.Wright pushed ob at CIN 36 for 15 yards (C.Graham; S.Gilmore).
14	4	1-15-BUF 47	(:28) (Shotgun) A.Dalton pass short middle to R.Burkhead to BUF 33 for 14 yards (N.Robey-Coleman; Z.Brown).
13	2	2-10-CIN 45	(7:49) (Shotgun) A.Dalton pass short middle to T.Boyd to BUF 42 for 13 yards (N.Robey-Coleman).
12	2	3-6-CIN 15	(14:28) (Shotgun) A.Dalton pass short middle to T.Boyd to CIN 27 for 12 yards (C.Graham).
12	4	3-12-CIN 30	(1:44) (Shotgun) A.Dalton pass short middle to G.Bernard to CIN 42 for 12 yards (Z.Brown).

Touchdown Scoring Information

		Offense	Defense	Special Teams
VISITOR	Buffalo Bills	1	0	0
HOME	Cincinnati Bengals	2	0	0

Player Scoring Information

Club	Player	TD	Rush TD	Rec TD	KO TD	Punt TD	Int TD	Fum TD	Misc TD	FG	XP	2Pt Rush	2Pt Rec	Sfty	Points
BUF	D.Carpenter	0	0	0	0	0	0	0	0	3	1	0	0	0	10
BUF	L.McCoy	0	1	0	0	0	0	0	0	0	0	0	0	0	6
CIN	A.Dalton	0	1	0	0	0	0	0	0	0	0	0	0	0	6
CIN	T.Boyd	0	0	1	0	0	0	0	0	0	0	0	0	0	6

Possession Detail

	First Half		Second Half		Game	
	Visitor	Home	Visitor	Home	Visitor	Home
Largest Lead	7	2	4	0	7	2
Drives Leading	2	1	5	0	7	1
Time of Possession Leading	4:45	0:44	16:02	0:00	20:47	0:44
Largest Deficit	-2	-7	0	-4	-2	-7
Drives Trailing	2	3	1	6	3	9
Time of Possession Trailing	2:26	15:57	4:35	9:23	7:01	25:20
Times Score Tied Up		0		0		0
Lead Changes		2		1		3

Playtime Percentage

Percent of playtime per player on offense, defense and special teams

		Buffalo Bills				Cincinnati Bengals									
		Offense	Defense	Special Teams				Offense	Defense	Special Teams					
R Incognito	G	65	100%	4	16%	A Whitworth	T	73	100%	2	8%				
J Miller	G	65	100%	4	16%	C Boling	G	73	100%	2	8%				
R Groy	G	65	100%	4	16%	K Zeitler	G	73	100%	2	8%				
C Glenn	T	65	100%	4	16%	R Bodine	C	73	100%						
T Taylor	QB	65	100%			A Dalton	QB	73	100%						
C Clay	TE	60	92%			B LaFell	WR	69	95%						
M Goodwin	WR	54	83%			T Eifert	TE	62	85%						
P Harvin	WR	46	71%			J Wright	WR	59	81%	6	24%				
J Mills	T	35	54%	4	16%	T Boyd	WR	54	74%						
S Henderson	T	34	52%	4	16%	E Winston	G	42	58%	2	8%				
M Gillislee	RB	29	45%	14	56%	G Bernard	RB	40	55%						
B Tate	WR	26	40%	11	44%	C Ogbuehi	T	32	44%						
J Hunter	WR	21	32%			J Hill	RB	29	40%						
L McCoy	RB	20	31%			T Kroft	TE	17	23%	21	84%				
J Felton	FB	17	26%	3	12%	R Hewitt	TE	10	14%	13	52%				
N O'Leary	TE	14	22%	13	52%	A Erickson	WR	9	12%	9	36%				
R Bush	RB	13	20%			J Fisher	T	8	11%						
J Williams	RB	11	17%	5	20%	R Burkhead	RB	4	5%	19	76%				
R Woods	WR	10	15%			A Green	WR	2	3%						
C Graham	FS			73	100%	3	12%	T Johnson	C	1	1%	2	8%		
L Alexander	LB			71	97%	12	48%	G Iloka	FS			65	100%	6	24%
P Brown	LB			71	97%	7	28%	A Jones	CB			65	100%	1	4%
S Gilmore	CB			71	97%	2	8%	V Burfict	LB			57	88%		
Z Brown	LB			70	96%	2	8%	M Johnson	DE			56	86%	4	16%
R Darby	CB			68	93%	7	28%	C Dunlap	DE			52	80%	4	16%
K Williams	DT			61	84%	2	8%	K Dansby	LB			50	77%	4	16%
J Hughes	LB			61	84%			V Rey	LB			46	71%	15	60%
M Dareus	DT			49	67%	2	8%	G Atkins	DT			45	69%		
R Blanton	FS			48	66%	14	56%	D Smith	FS			43	66%	13	52%
K Seymour	CB			40	55%	14	56%	D Kirkpatrick	CB			42	65%		
S Lawson	DE			21	29%			D Peko	NT			39	60%	6	24%
A Washington	DT			20	27%			D Dennard	CB			34	52%	14	56%
J Ihedigbo	SS			18	25%	9	36%	P Sims	NT			29	45%		
N Robey	CB			15	21%	6	24%	S Williams	SS			22	34%		
L Douzable	DE			14	19%	6	24%	J Shaw	CB			20	31%	18	72%
J Worthy	DT			10	14%	2	8%	W Gilberry	DE			20	31%	4	16%
J Meeks	SS			8	11%	19	76%	W Clarke	DE			14	22%		
L McCray	LB			7	10%	19	76%	N Vigil	LB			11	17%	19	76%
C White	CB			4	5%	14	56%	M Hunt	DE			5	8%	17	68%
R Humber	LB			2	3%	19	76%	C Fejedelem	SS					23	92%
S Brown	FS					19	76%	M Flowers	LB					19	76%
D Carpenter	K					9	36%	C Brown	CB					9	36%
G Sanborn	LS					9	36%	C Harris	LS					8	32%
C Schmidt	P					9	36%	K Huber	P					8	32%

