

ARIZONA CARDINALS

WEEK 12
GAME RELEASE
#AZvsATL

Mark Dalton - Vice President, Media Relations Chris Melvin - Director, Media Relations Mike Helm - Manager, Media Relations
Matt Storey - Media Relations Coordinator Morgan Tholen - Media Relations Assistant



ARIZONA CARDINALS (4-5-1) VS. ATLANTA FALCONS (6-4) Georgia Dome | Nov. 27, 2016 | 11:00 AM



THIS WEEK'S GAME

The Cardinals travel Atlanta this week to take on the NFC South-leading Falcons in Arizona's 10th and final regular season appearance at the Georgia Dome. This marks the Cardinals second-consecutive game in the early time slot and one of three such games over the span of four weeks (Week 13 in Miami).

Arizona (4-5-1) faces a critical test this week in order to stay in the chase for a postseason spot. The Cardinals are currently in the midst of a four game stretch vs. teams that hold a winning record and have combined for a 24-15-1 mark so far this season. Two of those contests - and four of Arizona's final six games overall - will take place on the road.

Last week the Cardinals dropped a 30-24 decision to the Vikings at U.S. Bank Stadium. Despite fighting back to within three points at halftime and six points midway through the fourth quarter, Arizona was ultimately unable to overcome a pair of 100+ yard TD returns by the Vikings (100-yard INT return, 104-yard KOR return). Despite surrendering those big plays, Arizona was kept in the game by the Cardinals #1 ranked defense, which allowed a season-low 216 yards to Minnesota. It was the seventh time in the last eight games that Arizona's defense has held an opponent under 300 total yards.

RB David Johnson again provided the majority of the highlights for the Cardinals offense. He totaled 160 yards from scrimmage (103 rushing, 57 receiving) and a pair of TDs. It marked his 10th consecutive game with 100+ scrimmage yards, extending his franchise record. On the defensive side, LB Chandler Jones registered his fourth sack in as many games when he sacked and forced a fumble by Vikings QB Sam Bradford that led to the Cardinals final TD.

Atlanta is coming off its bye week and will play four of its six remaining contests at home as it looks to maintain its lead in the NFC South. The Falcons will look to counter the Cardinals top-ranked defense with one of the NFL's most explosive and high-scoring offenses, led by QB Matt Ryan and WR Julio Jones.

THE HIGHLIGHTS

--This week the Cardinals make their 10th and final regular season appearance at the Georgia Dome. Arizona played its first game in the Falcons home venue during the Dome's inaugural season in 1992. The Cardinals have not won in Atlanta since the 1993 season.

--The Cardinals defense ranks #1 overall in the NFL, #1 yards per play, #1 in pass defense and has allowed an NFL-low 162 points to opposing offenses this season. Arizona's defense gets a strong test this week squaring off against the NFL's most prolific scoring offense, averaging 32.0 points per game.

--QB **Carson Palmer** has a 110.4 passer rating in four career games against the Falcons and has posted a passer rating of 100+ in all four starts.

--In his 15 career starts dating back to Week 13 of 2015, RB **David Johnson** leads the NFL in scrimmage yards (2,031), rushing yards (1,305) and TDs (17). Johnson and New England's LeGarrette Blount are tied for the NFL lead with 12 TDs in 2016.

--WR **Larry Fitzgerald** needs a reception this week to reach 190 consecutive games with a catch, tying Marvin Harrison for the third-longest streak in NFL history. He also needs just three receptions to pass Hall of Famer Tim Brown (1,094) for 5th place on the NFL's all-time receptions list.

ARIZONA CARDINALS - 2016 SCHEDULE

		Regular Season	
Date	Opponent	Location	AZ Time
Sep. 11	NEW ENGLAND+	Univ. of Phoenix Stadium	L, 21-23
Sep. 18	TAMPA BAY	Univ. of Phoenix Stadium	W, 40-7
Sep. 25	@ Buffalo	New Era Field	L, 18-33
Oct. 2	LOS ANGELES	Univ. of Phoenix Stadium	L, 13-17
Oct. 6	@ San Francisco#	Levi's Stadium	W, 33-21
Oct. 17	NY JETS^	Univ. of Phoenix Stadium	W, 28-3
Oct. 23	SEATTLE+	Univ. of Phoenix Stadium	T, 6-6
Oct. 30	@ Carolina	Bank of America Stadium	L, 20-30
Nov. 6	BYE		
Nov. 13	SAN FRANCISCO	Univ. of Phoenix Stadium	W, 23-20
Nov. 20	@ Minnesota	U.S. Bank Stadium	L, 24-30
Nov. 27	@ Atlanta	Georgia Dome	11:00 AM
Dec. 4	WASHINGTON	Univ. of Phoenix Stadium	2:25 PM
Dec. 11	@ Miami*	Hard Rock Stadium	11:00 AM
Dec. 18	NEW ORLEANS*	Univ. of Phoenix Stadium	2:05 PM
Dec. 24	@ Seattle	CenturyLink Field	2:25 PM
Jan. 1	@ Los Angeles*	L.A. Memorial Coliseum	2:25 PM

+ NBC Sunday Night Football ^ ESPN Monday Night Football
Thursday Night Football on NFL Network
* Subject to flexible scheduling decisions

UPCOMING MEDIA SCHEDULE

The Cardinals practice and media schedule for this week is listed below. Practice is open each day for approximately the first 20 minutes and the locker room will be open for 45 minutes.

All requests for assistant coach availability need to be made in advance through the Cardinals Media Relations staff.



Wed, 11/23 11:20 AM - Practice
Falcons Conference Calls
10:45 AM - WR **Julio Jones**
10:55 AM - **Dan Quinn**

Head coach **Bruce Arians** and QB **Carson Palmer** available at approx. 1:20 PM and players available in locker room

Thur, 11/24 10:10 AM - Practice
Coordinators **James Bettcher** (Defense), **Harold Goodwin** (Offense) and **Amos Jones** (Special Teams) available following practice at approx. 12:00 PM and players avail. in locker room

Fri, 11/25 11:00 AM - Practice
Head coach **Bruce Arians** available at approx. 12:30 PM and players available in locker room

Sun, 11/27 Cardinals at Falcons, 11:00 AM - Georgia Dome

BROADCAST INFORMATION

Television: FOX / Play-By-Play: Kevin Burkhardt Analyst: John Lynch Sideline: Pam Oliver

National Radio: Compass Media / Play-By-Play: Chris Carrino Analyst: Brian Baldinger

Cardinals Radio: Arizona Sports 98.7 FM / Play-By-Play: Dave Pasch Analyst: Ron Wolfley Sideline: Paul Calvisi

Cardinals Spanish Radio: KQMR 100.3 FM & KHOV 105.3 FM / Play-By-Play: Gabriel Trujillo Analyst: Rolando Cantu



CARDS-FALCONS CONNECTIONS

Falcons Connections

Cardinals DT **Corey Peters** was drafted by the Falcons in the third round (83rd overall) in 2010 and went on to play 70 games (55 starts) and record 172 tackles and 11.0 sacks in five seasons (2010-14) with Atlanta.

Cardinals CBs coach **Kevin Ross** played defensive back for the Falcons from 1994-95, starting 31 of 32 games played and recording six INTs, two forced fumbles and two fumble recoveries.

Cardinals Head Athletic Trainer **Tom Reed** was an assistant athletic trainer for the Falcons from 1999-2007.

Cardinals Assistant Athletic Trainer **Chad Cook** served as a seasonal intern with the Falcons in 2007 and was promoted to a full-time position in 2008. He also served as the head athletic trainer for the Arena Football League's Georgia Force during the 2008 season.

Cardinals Connections

Falcons DE **Dwight Freeney** played for the Cardinals in 2015, signing with Arizona in Week 6 and going on to post a team-leading 8.0 sacks and three forced fumbles in 11 games. Freeney's final year with the Colts was in 2012, when Cardinals Head Coach **Bruce Arians** was the offensive coordinator and interim head coach for Indianapolis.

Georgia Connections

Cardinals Assistant Head Coach/Offense **Tom Moore** was the offensive backfield coach for Georgia Tech from 1970-71.

Cards LBs coach **Bob Sanders** was an assistant at Georgia Tech in 1978.

Cardinals WRs coach **Darryl Drake** served in the same position at the University of Georgia from 1992-96.

Cardinals RBs coach **Stump Mitchell** is from Kingsland, GA.

Cardinals Assistant Strength and Conditioning coach **Roger Kingdom** is from Vienna, GA and as a student at Vienna HS he was twice selected as the Outstanding Track and Field Athlete in Georgia. He is a member of the USTAF Georgia Hall of Fame and the Georgia Sports Hall of Fame.

Cardinals LB **Kevin Minter** is from Suwanee, GA and attended Peachtree Ridge High School where he was first-team All-State as a senior.

Cardinals DT **Robert Nkemdiche** is from Loganville, GA and was the consensus No. 1 overall recruit in the nation coming out of Grayson HS.

Cardinals P **Drew Butler** is from Duluth, GA, graduated from Peachtree Ridge High School in Suwanee, GA, and then went on to be an All-American and the 2009 Ray Guy Award winner at the University of Georgia.

Cardinals T **Ulrick John** is a native of Hinesville, GA and played college football at Georgia State.

Arizona Connections

Falcons OLB **Brooks Reed** is from Tucson, AZ and went to Sabino High School before going on to play for the University of Arizona, where he earned First-Team All-Pac-10 honors as a senior in 2010.

Falcons G **Wes Schweitzer** is from Scottsdale and attended Chaparral HS.

Falcons Defensive Coordinator **Richard Smith** coached LBs and special teams for the University of Arizona in 1987.

High School Connections

Cardinals DT **Frostee Rucker** and Falcons G **Chris Chester** played together at Tustin (CA) High School.

College/Pro Connections

Falcons Special Teams Coordinator **Keith Armstrong** played at Temple from 1983-86 and then was a graduate assistant in 1987 while Cardinals Head Coach **Bruce Arians** (1983-88) was Temple's head coach. Armstrong played at Temple with Cardinals CBs coach Kevin Ross (1980-83), while Cardinals Special Teams Coordinator **Amos Jones** and DBs coach **Nick Rapone** were assistant coaches for the Owls from 1983-88.

Cardinals S **Tyrann Mathieu** (2010-12), LB **Kevin Minter** (2010-12) and CB **Tharold Simon** (2010-12) were teammates with Falcons CB **Jalen Collins** (2011-14), LB **Deion Jones** (2012-15) and RB **Stevan Ridley** (2007-10) at LSU. Cardinals CB **Patrick Peterson** (2008-10) also played at LSU with Ridley and Falcons DE **Tyson Jackson** (2004-08).

Cardinals DT **Ed Stinson** (2009-13) played with Falcons WR **Julio Jones** (2008-10) and OLB **Courtney Upshaw** (2008-11) at Alabama.

Cardinals T **D.J. Humphries** (2012-14) played at Florida with Falcons S **Keanu Neal** (2013-15) and S **Brian Poole** (2012-15).

Cardinals CB **Marcus Cooper** and Falcons WR **Mohamed Sanu** were teammates at Rutgers from 2009-11.

From 2006-07, Cardinals DT **Corey Peters** and Falcons TE **Jacob Tamme** played together at Kentucky.

Cardinals K **Chandler Catanzaro** (2009-13) and RB **Andre Ellington** (2008-12) played at Clemson with Falcons OLB **Vic Beasley** (2010-14) and DT **Grady Jarrett** (2011-14).

Cardinals S **D.J. Swearinger** (2009-12) played at South Carolina with Falcons FB **Patrick DiMarco** (2007-10) and DE **Cliff Matthews** (2007-10).

From 2009-12, Cardinals RB **Stepfan Taylor** and DT **Josh Mauro** were teammates at Stanford with Falcons TE **Levine Toilolo**.

SERIES BREAKDOWN

This week, the Cardinals and Falcons meet for the 29th time in the regular season in a series that dates back to 1966. The two teams have also met once in the postseason (Arizona 30-24 win in 2008 Wild Card matchup).

Arizona leads the all-time series 15-13 but home field advantage has played a major role in determining the results when these two teams meet. The home team has a combined 20-8 record in the regular season with the Cardinals holding a 9-2 advantage at home and Atlanta holding an 11-6 mark on their home field, including seven straight wins. Arizona travels to Atlanta this week looking for their first road win in the series since the 1993 season.

The Cardinals and Falcons have become frequent opponents of late. Including postseason, this week's game will mark the seventh matchup between the two teams in the last 11 seasons. It marks the fifth regular season meeting in the last seven seasons.

CARDS-FALCONS REGULAR SEASON SERIES

- Overall Regular Season Series: 15-13
- Cardinals on the road at ATL: 6-11
- Last Cardinals Win: 10/27/13 vs. Atl, W, 27-13
- First Meeting: 12/11/66 @ Atl, L, 16-10
- Last Cardinals Win at ATL: 1/2/94 @ Atl, W, 27-10

2016 SEASON STATISTICS

Statistic	Cards	Rank	Falcons	Rank
Points Scored/Game	22.6	18	32.0	1
Points Allowed/Game	19.0	10	28.3	29
TDs Scored	27	13t	36	1
TDs Allowed	21	6t	33	29t
Rushing TDs	11	4t	9	12t
Passing TDs	15	16	24	3t
Return TDs	1	17t	3	4t
Rushing TDs Allowed	10	23t	9	17t
Passing TDs Allowed	7	1	23	30t
Return TDs Allowed	4	29t	1	9t
Sacked/Yards Lost	31/215	30	24/157	19t
Fumbles/Lost	17/6	20t	5/3	3t
Field Goals Made	12/15	30t	23/25	1t
Total Yards/Game	372.8	9	416.6	3
Opp. Total Yards/Game	287.4	1	385.9	28
Rushing Yards/Game	111.7	13	107.6	14
Opp. Rushing Yards/Game	97.2	10	102.9	16
Passing Yards/Game	261.1	11	309.0	2
Opp. Passing Yards/Game	190.2	1	283.0	31
Turnover Ratio	-1	19	+3	8t
Average Time of Possession	31:59	3	29:07	24

THE COACHES

Bruce Arians



48-24-1*	Overall Record	14-12-0
47-22-1	Regular Season Record	14-12-0
1-2	Playoff Record	0-0
4th	Years as NFL Head Coach	2nd
4th	Years with Team	2nd

Dan Quinn



*Includes Arians' 9-3 record as interim head coach with the Colts in 2012, for which he earned NFL Coach of the Year honors.

Two-time NFL Coach of the Year (2012, 2014), **Bruce Arians** is in his fourth season in Arizona and 24th season coaching in the NFL. Arians became an NFL head coach for the first time when the Cardinals hired him on January 17, 2013. Arizona has posted a 39-21-1 record (including postseason) under Arians, who is just the 10th coach in NFL history to post three straight 10+ win seasons in his first three years as a head coach in the NFL. Including his tenure as interim head coach with Indy in 2012, Arians has posted a 47-22-1 regular season record as head coach. Among active NFL head coaches, only Bill Belichick (54) and Pete Carroll (51) have more wins in his last 70 games.

Hired as the 16th head coach in Falcons history, **Dan Quinn** is in his second season at the helm in Atlanta. The Falcons have posted a 14-12 record under Quinn, including a 6-4 record in 2016 as they sit atop the NFC South standings. Now in his 14th season as a coach in the NFL, Quinn broke into the league with San Francisco in 2001 when he served as defensive quality control coach under Steve Mariucci. Prior to taking the head coaching job in Atlanta, Quinn served as the Seahawks defensive coordinator for two seasons (2013-14) where he oversaw the league's #1 ranked defense. The 2016 season is Quinn's 23rd in the coaching ranks, including nine seasons at the college level.

LAST WEEK'S GAME

Vikings 30, CARDINALS 24
November 20, 2016 – U.S. Bank Stadium (66,808)

In week 11, the Vikings hosted Arizona in their inaugural season at US Bank Stadium. The game pitted a pair of the league's top defensive teams each needing a victory to keep up with the rest of the NFC playoff pack. Against the NFL's #1 scoring defensive unit, the Cardinals produced 24 points and again enjoyed a sizable advantage in nearly every statistical category. However the Vikings produced a pair 100-yard returns within a 3-and-a-half minute stretch in the late 2nd/early 3rd to seize control. While AZ fought back and closed it to within 6, they couldn't muster a TD on either of 2 late game possessions and fell 30-24. The defeat dropped the Cards to 4-5-1 while Minnesota improved to 6-4.

Minnesota's 1st drive of the game started at the AZ44 after a Cards punt. They took advantage by moving the 44 yards in 5 plays and Sam Bradford's 16-yard pass to WR Adam Thielen gave the hosts an early 7-0 lead. The Cards answered with an 11-play, 75-yard drive that RB David Johnson capped with his 1-yard TD run. After a Vikings 3-n-out, Johnson carried 8 times for 54 yards on the next drive helping to set-up Chandler Catanzaro's 34-yard go-ahead FG. Midway thru the 2nd, the Vikes had advanced to the AZ31 when they ran a flea-flicker out of the wildcat formation that resulted in a 29-yard pass interference penalty that moved it to the 2. On the next play, RB Matt Asiata ran it in and the score was 13-10 after Justin Bethel blocked the PAT. The Cards were on the verge of moving back on top when they advanced to the MIN9 on the next drive but on 3rd-n-goal from there, disaster struck. Running a quick out, WR John Brown was held up by Captain Munneryn at the goal-line and Xavier Rhodes picked off Carson Palmer's pass intended for Brown. No flag was thrown and Rhodes returned it 100-yards for a TD in a momentous swing that made it 20-10 with 3 minutes left in the 1st half. The resilient Cards battled back. Four Johnson plays gained 42 yards (2-18 rushing/2-24 receiving) moving it to the MIN29. From there Palmer found Jermaine Gresham down the middle and the TE fought his way to the end zone for a TD.

As the 2nd half started the Cards trailed by just 3 and kicked off to the Vikings. However Cordarrelle Patterson fielded the kickoff 4 yards deep and raced 104 yards for a TD. Now down 10, the Cards needed a comeback. With 5:30 left in the 3rd they took over at their own 31 and on the 1st play Palmer went deep down the middle to Floyd but the pass was INT'd by Rhodes. The Vikings converted the takeaway into a Kai Forbath FG that made it 30-17. Later a Chandler Jones sack of Bradford caused a fumble that Deone Bucannon recovered at the MIN27 and 6 plays later, Palmer tossed a 4-yard TD pass to Johnson to make it 30-24 midway thru the 4th. The Cards would twice get the ball back but the Vikings pass rush made it impossible to erase the deficit and MIN held on for the 6-point decision.

		CARDINALS	7	10	0	7	24	
		Vikings	7	13	14	0	30	
Team	Qtr.	Time	Scoring Play				Drive	Score
Vikings	1	10:25	Thielen 16-yard pass from Bradford (Forbath kick)				5-44, 2:53	0-7
CARDS	1	4:07	DJohnson 1-yard run (Catanzaro kick)				11-75, 6:18	7-7
CARDS	2	10:04	Catanzaro 34-yard FG				12-78, 6:26	10-7
Vikings	2	7:16	Asiata 2-yard run (kick blocked)				5-75, 2:48	10-13
Vikings	2	3:07	Rhodes 100-yard INT return (Forbath kick)				--	10-20
CARDS	2	0:50	Gresham 29-yard pass from Palmer (Catanzaro kick)				7-75, 2:17	17-20
Vikings	3	14:47	Patterson 104-yard kickoff return (Forbath kick)				--	17-27
Vikings	3	0:04	Forbath 27-yard FG				11-75, 5:06	17-30
CARDS	4	7:24	DJohnson 4-yard pass from Palmer (Catanzaro kick)				6-27, 1:46	24-30

STATISTICS

	AZ	MIN
First Downs	24	16
3rd Down Eff. (Pct)	4-13 (31)	6-13 (46)
Total Plays	70	54
Avg. Gain	4.1	4.0
Rushes-Yards	28-135	24-72
Net Passing Yards	155	145
Total Net Yards	290	217
Passing (A-C-I)	38-20-2	28-20-0
Sacked by Opp.	4-43	2-24
Punts-Average	5-44.8	4-56.3
Fumbles-Lost	1-0	1-1
Penalties	8-96	10-73
Time of Possession	31:06	28:54

Weather: Indoors

RUSHING

CARDS: DJohnson 22-103, TD; Ellington 5-21; Palmer 1-11.
 Vikings: McKinnon 16-44; Asiata 5-20, TD; Hillman 2-9; Bradford 1(-1).

PASSING

CARDS: Palmer 20-38, 198 yds, 1 TD, 2 INT.
 Vikings: Bradford 20-28, 169 yds, 1 TD, 0 INT.

RECEIVING

CARDS: DJohnson 7-57, TD; Fitzgerald 6-63; Gresham 2-33, TD; Floyd 2-21; Fells 1-22; Ellington 1-2; Nelson 1-0.
 Vikings: Diggs 6-37; Thielen 5-65, TD; Patterson 4-53; Rudolph 2-12; Asiata 1-7; Ellison 1(-2); McKinnon 1(-3).

INTERCEPTIONS

CARDS: None.
 Vikings: Rhodes 2-100, TD.

SUCCESS AGAINST RYAN - QB NOTES

Falcons Pro Bowl QB **Matt Ryan** has thrown at least 4 INTs in a game twice in his career, which spans 136 regular season games. Both of those occurred against the Cardinals.

Ryan Career Games with 3+ INTs

INTs	Opponent
5	11/18/12 vs. Arizona
4	10/27/13 @ Arizona
3	11/22/15 vs. Indianapolis
3	9/14/14 @ Cincinnati
3	11/3/13 @ Carolina
3	10/14/12 vs. Oakland
3	11/2/09 @ New Orleans



Ryan has posted a passer rating below 50.0 just six times in 136 career regular season games – and two of those have come against the Cardinals.

Ryan Career Games With Passer Rating Below 50.0

Rate	Opponent
29.6	9/14/08 @ Tampa Bay
40.5	11/18/12 vs. Arizona
46.6	11/2/09 @ New Orleans
47.2	10/27/13 @ Arizona
48.6	9/14/14 @ Cincinnati
49.8	12/8/08 vs. St. Louis

Despite having faced the Cardinals just four times in the regular season, Ryan has thrown 10 INTs (all of which have come in the last three meetings). The only teams to record more INTs off Ryan in the regular season are Tampa Bay (12) and Carolina (10).

Ryan's INTs By Team

INTs	Team	Games
14	Tampa Bay	18
14	Carolina	17
10	Arizona	4
8	New Orleans	16
8	Philadelphia	6

Palmer Plays the Falcons Well

QB **Carson Palmer** did not play the last time the Cardinals and Falcons met in 2014. But he has faced Atlanta four times in his career. In those four starts, he completed 96 of 137 pass attempts (70.1%) for 1,203 yards (300.8 ypg), 8 TDs, 2 INT and a passer rating of 110.4. Palmer had a passer rating of 100.0+ in all four starts.

A DIFFERENT LOOK - NOTES FOR WEEK 12

It was just two years ago that the Cardinals and Falcons last squared off in Atlanta, but the Arizona offense that takes the field on Sunday will be entirely different than the one that did so in Week 13 of the 2014 season.

The only player on the Cardinals offense that started that game in 2014 and that currently remains a starter is WR **Michael Floyd**. QB **Carson Palmer** and WR **Larry Fitzgerald** both missed the '14 matchup due to injury. None of the five offensive linemen and neither of the tight ends that started in '14 are on the Cardinals current roster.

2014 Starting Offense

LT: Jared Veldheer
 LG: Ted Larsen
 C: Lyle Sendlein
 RG: Paul Fanaika
 RT: Bobby Massie
 TE: Rob Housler
 WR: John Brown
WR: Michael Floyd
 QB: Drew Stanton
 RB: Andre Ellington
 TE: John Carlson

2016 Starters

LT: John Wetzell
 LG: Mike Iupati
 C: A.Q. Shipley
 RG: Earl Watford
 RT: D.J. Humphries
 TE: Jermaine Gresham
 WR: Larry Fitzgerald
WR: Michael Floyd
 QB: Carson Palmer
 RB: David Johnson
 TE: Darren Fells

Strength vs. Strength

The matchup between the Cardinals and Falcons this week features the NFL's #1 ranked defense going up against the league's #3 ranked offense. Below is a look at where the Arizona defense and Atlanta offense rank in a number of categories in 2016.

AZ Defense	Rank	ATL Offense	Rnk
Defense	287.4 ypg (1st)	Offense	416.6 (3rd)
Yards/Play	4.64 (1st)	Yards/Play	6.73 (1st)
Points/Game	19.0 (10th)	Points/Game	32.0 (1st)
TDs Allowed	21 (t-7th)	TDs Scored	36 (1st)
Pass TDs Allowed	7 (1st)	Pass TDs Scored	24 (t-3rd)
Pass Defense	190.2 (1st)	Pass Offense	309.0 (2nd)
Pass Yards/Play	5.76 (3rd)	Pass Yards/Play	8.93 (1)

Last Game at the Georgia Dome

After making their first-ever appearance at U.S. Bank Stadium in Minnesota last week, the Cardinals will travel to Atlanta this week for their last game at the Georgia Dome. The Falcons are scheduled to begin play in their new home (Mercedes Benz Stadium) in 2017. Dating back to 1992 - the year it opened - Arizona has played nine games at the Georgia Dome.

10 IN A ROW WITH 100+

RB **David Johnson** totaled 160 yards from scrimmage (103 rushing, 57 receiving) against the Vikings last week. In doing so, he extended his franchise record for consecutive games with 100+ yards from scrimmage to 10 games.

Johnson now joins Indianapolis' Edgerrin James (2000, 2005) and Washington's Larry Brown (1972) as the only players in NFL history with 100+ scrimmage yards in each of a team's first 10 games in a season.

Johnson's 10 consecutive games with 100+ yards from scrimmage is the longest active streak in the NFL.



Consec. Gms w/ 100+ Scrimmage Yds (Active)

Rnk	Player (Team)	Games
1	David Johnson (AZ)	10
2	Melvin Gordon (SD)	4
3t	Le'Veon Bell (Pit)	2
3t	Ezekiel Elliott (Dal)	2
3t	Rashad Jennings (NYG)	2
3t	Julio Jones (Atl)	2

His 1,373 scrimmage yards in 2016 are the most in franchise history through the first 10 games of a season and they also rank second in the NFL in 2016.

NFL Scrimmage Yardage Leaders (2016)

Rnk	Player (Team)	Yds	Rush	Rec
1	Ezekiel Elliott (Dal)	1,382	1,102	280
2	David Johnson (AZ)	1,373	863	510
3	DeMarco Murray (Ten)	1,268	1,000	268
4	Melvin Gordon (SD)	1,184	838	346
5	Julio Jones (Atl)	1,105	0	1,105

Now in his second season, Johnson has made just 15 starts in his NFL career. He has posted 100+ yards from scrimmage in 14 of those contests. The lone exception was the 2015 regular season finale vs. Seattle (59 yards) when he had just two touches in the second half.

Johnson's Performance in 15 Career Starts

Opponent	Rush	Rec	Total
12/6/15 @ StL	99	21	120
12/10/15 vs. Min	92	31	123
12/20/15 @ Phi	187	42	229
12/27/15 vs. GB	39	88	127
1/3/16 vs. Sea	25	34	59
9/11/16 vs. NE	89	43	132
9/18/16 vs. TB	45	98	143
9/25/16 @ Buf	83	28	111
10/2/16 vs. LA	83	41	124
10/6/16 @ SF	157	28	185
10/17/16 vs. NYJ	111	27	138
10/23/16 vs. Sea	113	58	171
10/30/16 @ Car	24	84	108
11/13/16 vs. SF	55	46	101
11/20/16 @ Min	103	57	160
Totals	1,305	726	2,031

In his 15 career regular season starts dating back to Week 13 of '15, Johnson leads the NFL in scrimmage yards (2,031), rushing yards (1,305) and TDs (17).

PLAYER OF THE MONTH

RB **David Johnson** was named the "NFC Offensive Player of the Month" for his performance in October, becoming just the third player in franchise history to be named "Offensive Player of the Month" and the first RB to do so.

Johnson finished the month of October with an NFL-high 726 yards from scrimmage (488 rushing, 238 receiving) while tying for the NFL lead with five rushing TDs and ranking third in the league with 488 rushing yards. He was the only player in the NFL who totaled 100+ yards from scrimmage in five games during the month of October and Johnson (3) joined Ezekiel Elliott (3), DeMarco Murray (3) and Jordan Howard (3) as the only players in the NFL to rush for 100+ yards in at least three games last month. Johnson averaged 145.2 yards from scrimmage in his five games in October, including a season-high 185 yards in Week 5 at San Francisco on Monday Night Football and 171 yards in Week 7 vs. Seattle on Sunday Night Football.

Besides Johnson, the Cardinals have had a Player of the Month eight other times since the award began in 1986: Lomax (October, 1988), Esiason (November, 1996), S Kwamie Lassiter (November, 2001), K Neil Rackers (October and December, 2005), PR Patrick Peterson (November, 2011), ST Justin Bethel (December, 2014) and S Tyrann Mathieu (November, 2015).

Last season Johnson was selected as the NFL's "Rookie of the Month" for December/January. He was also named "NFC Offensive Player of the Week" for his performance in Week 5 at San Francisco.



25 TDS IN 26 GAMES

RB **David Johnson** scored two TDs against the Vikings last week, a one-yard TD run in the first quarter and a four-yard TD reception in the fourth quarter. It was his second consecutive game with both a rushing and receiving TD.

Johnson now has 25 career TDs in 26 games, extending his franchise record for a player in his first two seasons.

Franchise Record - Touchdowns in 1st Two Seasons

Rnk	Player (Years)	TDs	Gms
1	David Johnson (2015-16)	25	26
2	Ottis Anderson (1979-80)	19	32
3t	Larry Fitzgerald (2004-05)	18	32
3t	Tim Hightower (2008-09)	18	32
3t	Ollie Matson (1952-53)	18	22

Johnson's 25 TDs dating back to last season are the most in the NFL.

NFL Leaders - Total TDs (2015-16)

Rnk	Player (Team)	TDs (Type)
1	David Johnson (AZ)	25 (18 rushing, 6 receiving, 1 KOR)
2	Allen Robinson (Jax)	20 (20 receiving)
3t	Doug Baldwin (Sea)	19 (19 receiving)
3t	OdeLL Beckham, Jr. (NYG)	19 (19 receiving)
3t	LeGarrette Blount (NE)	19 (18 rushing, 1 receiving)
3t	Devonta Freeman (Atl)	19 (14 rushing, 5 receiving)

Last week's game was Johnson's eighth multi-TD performance. That is the most in the NFL dating back to last season.

12 TOUCHDOWNS THROUGH 10 GAMES

Johnson is just the fourth Cardinals player – and first since MacArthur Lane (12) in 1970 – to score at least 12 TDs in the first 10 games of a season.

Franchise Record - Touchdowns in 1st 10 Games

Rnk	Player (Year)	TDs
1	Mal Kutner (1948)	13
2t	David Johnson (2016)	12
2t	MacArthur Lane (1970)	12
2t	Sonny Randle (1960)	12

Johnson has 10 rushing TDs in 2016. He joins MacArthur Lane (11 in 1970) as the only players in franchise history with at least 10 rushing TDs in the first 10 games of a season.

Franchise Record - Rushing Touchdowns in 1st 10 Games

Rnk	Player (Year)	TDs
1	MacArthur Lane (1970)	11
2	David Johnson (2016)	10
3t	Johnny Roland (1967)	9
3t	John David Crow (1962)	9
5t	4 players tied	8

Despite having played just 10 games in 2016, Johnson has become just the eighth player in franchise history with 10+ rushing TDs in a season.

Franchise Record - Rushing TDs (Season)

Rnk	Player (Year)	TDs
1	John David Crow (1962)	14
2	Ernie Nevers (1929)	12
3	MacArthur Lane (1970)	11
4t	David Johnson (2016)	10
4t	Beanie Wells (2011)	10
4t	Tim Hightower (2008)	10
4t	Donny Anderson (1973)	10
4t	Johnny Roland (1967)	10



DOUBLE-DIGIT TOUCHDOWNS IN FIRST TWO SEASONS

Johnson now has 12 TDs on the season (10 rushing, 2 receiving). He is the first player in franchise history to post 10 TDs in each of his first two seasons (had franchise rookie-record 13 TDs in 2015).

Johnson joins Larry Fitzgerald (2 straight from 2008-09) and Roy Green (2 straight in 1983-84) as the only players in team history with 12+ TDs in consecutive seasons.

100 + 3 = FRANCHISE RECORD

RB **David Johnson** rushed for 111 yards and three TDs against the Jets in Week 6. It was the second career game with 100+ yards and three TDs. Johnson is the only player in Cardinals history to post 100+ rushing yards and three or more rushing TDs in a game multiple times in their career.

Dating back to 2015, there have been just six players who have rushed for 100+ yards and 3+ TDs in a game. Johnson is the only player in the NFL to do so more than once.

Players w/ 100+ Rush Yds & 3 Rushing TDs (2015-16)

Player (Team)	Yds/TDs	Opponent
Robert Kelly (Was)	137/3	11/20/16 vs. Green Bay
Latavious Murray (Oak)	113/3	11/6/16 vs. Denver
David Johnson (AZ)	111/3	10/17/16 vs. NY Jets
DeSean McCoy (Buf)	140/3	10/16/16 vs. San Francisco
Matt Forte (NYJ)	100/3	9/15/16 @ Buffalo
David Johnson (AZ)	187/3	12/20/15 @ Philadelphia
Devonta Freeman (Atl)	141/3	9/27/15 @ Dallas

NFL'S #1 RANKED DEFENSE

The Cardinals defense held the Vikings to just 217 net yards of offense on Sunday. Cardinals opponents are now averaging 287.4 net yards per game, giving Arizona the NFL's #1 ranked defense in 2016.

NFL Leaders - Yards Allowed/Game

Rnk	Team	Y/G
1	Arizona	287.4
2	Baltimore	295.1
3	Minnesota	306.9
4	Denver	318.0
5	Houston	318.2

Last week's game against the Vikings marked the seventh time in the last eight games that Arizona's defense held an opponent under 300 yards.

WHERE THEY RANK ON DEFENSE IN 2016

Below is a look at where Arizona's defense ranks in a number of categories this season.

Defense Statistic	Cards	Rank
Yards Allowed/Game	287.4	1 st
Yards Allowed/Play	4.64	1 st
Points Allowed/Game	19.0	10 th
TDs Allowed	21	t-6 th
Passing TDs Allowed	7	1 st
Pass Yds Allowed/Game	190.2	1 st
Pass Yds Allowed/Play	5.76	3 rd
1st Downs Allowed/Game	16.5	2 nd
Yardage Differential/Game	+85.4	1 st
Sacks	26	t-7 th
Sacks/Pass Attempt	7.88%	5 th
Takeaways	17	t-5 th
Interceptions	9	t-9 th
3rd Down Conversion %	37.59	9 th

NOVEMBER SUCCESS

The Cardinals are 11-3 in the month of November under head coach **Bruce Arians** and have a perfect 6-0 record at home.

Dating back to 2013, only Seattle (.867) has a better winning percentage than Arizona (.786) in the month of November.

NFL Leaders – November Win % (2013-2016)

Rnk	Team	Pct	W-L
1	Seattle	.867	13-2
2	Arizona	.786	11-3
3	Carolina	.733	11-4
4	Indianapolis	.714	10-4
5	New England	.692	9-4

SCORING ON DEFENSE

Dating back to the beginning of the 2013 season - the Cardinals first under head coach **Bruce Arians** - Arizona's 16 defensive TDs are the second-most in NFL behind only Kansas City (18).

NFL Team Leaders - Defensive TDs (2013-16)

Rnk	Team	Touchdowns (Type)
1	Kansas City	18 (13 INT, 5 Fumble)
2	Arizona	16 (12 INT, 4 Fumble)
3t	Denver	13 (9 INT, 4 Fumble)
3t	Carolina	13 (11 INT, 2 Fumble)
5	Los Angeles	12 (6 INT, 6 Fumble)

In that same span, the Cardinals have 12 INT return TDs, the second-most in the NFL behind KC (13).

NFL Leaders - Interception Return TDs (2013-16)

Rnk	Team	INT TD
1	Kansas City	13
2	Arizona	12
3	Carolina	11
4t	Pittsburgh	9
4t	Denver	9

Returning for Coach Bettcher

Under defensive coordinator **James Bettcher**, the Cardinals have seven total defensive TDs. Only Kansas City (9) and Denver (8) have more in that span.

NFL Team Leaders - Defensive TDs (2015-16)

Rnk	Team	Defensive TDs
1	Kansas City	10 (7 INT, 3 Fumble)
2	Denver	8 (6 INT, 2 Fumble)
3t	Arizona	7 (5 INT, 2 Fumble)
3t	Carolina	7 (5 INT, 2 Fumble)
5t	Buffalo	6 (3 INT, 3 Fumble)
5t	Atlanta	6 (3 INT, 3 Fumble)
5t	Indianapolis	6 (4 INT, 3 Fumble)



DEFENSE KEEPING TDs TO A MINIMUM

Cardinals opponents have scored 21 TDs so far this season, with four coming on returns (2 FR, 1 KOR, 1 INT). Arizona's defense has allowed just 17 total TDs (10 rushing; 7 passing) through 10 games. *The Cardinals 162 offensive points allowed this season are the fewest in the NFL and their 17 opponent TD drives allowed are tied with Minnesota for the fewest in the NFL.*

NFL Leaders - Opp. TD Drives ('16)

Rnk	Team	TDs Drives
1t	Arizona	17
1t	Minnesota	17
3t	Denver	18
3t	NY Giants	18
3t	Seattle	18

NFL Leaders - Offensive Pts Allowed ('16)

Rnk	Team	Pts. Allwd
1	Arizona	162
2	Seattle	166
3	Los Angeles	167
4	Minnesota	168
5	Philadelphia	179

Cardinals opponents have scored TDs on just 14.2% of their offensive possessions this season (17 TDs on 120 possessions). That is the lowest percentage in the NFL in 2016.

NFL Leaders - Opponent TD Efficiency (2016)

Rnk	Team	TD Eff.	TDs	Drives
1	Arizona	14.2	17	120
2	NY Giants	15.1	18	119
3	Minnesota	15.2	17	112
4	Denver	15.4	18	117
5	Seattle	16.1	18	112

The Cardinals defense has allowed:

- 7 passing TDs in 2016 (fewest in the NFL)
- 3 passing TD in last 6 games (2 passing TDs the last 23 quarters)
- 0 passing TDs in 4 of 10 games
- 6 total TDs in the last 5 games (57 total possessions - 10.5% TD efficiency)
- 1.7 offensive TDs per game in 2016

NO FLY ZONE

Arizona is allowing an average of just 190.2 passing yards per game this season, which is the lowest total in the NFL. The Cardinals and Broncos are the only teams in the NFL that are allowing fewer than 200 passing yards per game.

Arizona has allowed just seven passing TDs in 2016, the lowest total in the NFL. *The Cardinals enter this week's game having allowed just two passing TDs in the last 23 quarters.*

2016 NFL Leaders – Pass Yds Allwd

Rnk	Team	Yds/G
1	Arizona	190.2
2	Denver	194.3
3	Minnesota	206.1
4	Houston	206.6
5	Jacksonville	209.6

2016 NFL Leaders - Fewest TD Pass Allwd

Rnk	Team	TDs
1	Arizona	7
2	Seattle	8
3t	Denver	9
3t	NY Giants	9
5t	Houston/Buffalo	11

CARDS AMONG TAKEAWAY LEADERS

Heading into Week 12, Arizona is tied with Baltimore and Tampa Bay for fifth in the NFL with 17 total takeaways (9 INTs, 8 FR) in 2016.

NFL Leaders – Takeaways (2016)

Rnk	Team	Takeaways
1	Kansas City	23 (13 INT, 10 FR)
2t	Denver	20 (10 INT, 10 FR)
2t	Minnesota	20 (12 INT, 8 FR)
4	San Diego	19 (11 INT, 8 FR)
5t	Arizona	17 (9 INT, 8 FR)
5t	Baltimore	17 (11 INT, 6 FR)
5t	Tampa Bay	17 (7 INT, 10 FR)

SAFETY FOR A SECOND TIME

When DT **Calais Campbell** sacked 49ers QB Blaine Gabbert for a safety in the fourth quarter in Week 5, it marked the Cardinals second safety in three games. The 2016 season represents just the sixth time in franchise history the Cardinals have recorded multiple safeties in a season: 1960 (3), 1993 (2), 1998 (2), 2013 (2), 2015 (2), 2016 (2). Three of those six seasons have come since **Bruce Arians** took over as head coach in 2013.

Dating back to 2013, the Cardinals (6) and Lions (7) are the only teams in the NFL at least six safeties. No other team has more than four.

NFL Leaders - Safeties (2013-16)

Rnk	Team	Safeties
1	Detroit	7
2	Arizona	6
3t	Jacksonville	4
3t	Miami	4
3t	Philadelphia	4

CARDS CAN WIN BIG

With their 28-3 victory over the NY Jets on Monday Night Football in Week 6, the Cardinals snapped a six-game winless streak against the Jets and earned their first victory over the team since the 1975 season.

The win over the Jets marked the Cardinals eighth win by 21+ points dating back to last season. That is easily the best total in the NFL during that span.

NFL Leaders – Wins By 21+ Points (2015-16)

Rnk	Team	Wins
1	Arizona	8
2t	Pittsburgh	5
2t	New England	5
4	Seattle	4
5t	Carolina	3
5t	Cincinnati	3
5t	Kansas City	3

Arizona (2) and Pittsburgh (2) are the only teams in the NFL this season that have multiple wins by at least 21 points.

Among the Top 10 in Point Differential

The Cardinals have a +36 point differential (226-190) on the season, which is the eighth-best total in the NFL.

NFL Leaders - Point Differential (2016)

Rnk	Team	+/-	PF	PA
1	Dallas	+98	285	187
2	New England	+91	271	180
3	Philadelphia	+55	241	186
4	Denver	+50	239	189
5	Seattle	+46	219	173
6	Buffalo	+38	253	215
7	Atlanta	+37	320	283
8	Arizona	+36	226	190

Points By The Bunch

Arizona's 40-7 victory over the Buccaneers in Week 2 earlier this season marked the Cardinals fifth game with 40+ points dating back to 2015. That is the most in the NFL during that span.

Games w/ 40+ Points (2015-16)

Rnk	Team	Gms
1	Arizona	5
2	Atlanta	4
3t	Carolina	3
3t	Pittsburgh	3
3t	New England	3
3t	New Orleans	3
3t	Tennessee	3

BRINGING THE POINTS WITH B.A.

Under head coach **Bruce Arians**, Arizona has put up 40+ points in a game six times. That equals the total the Cardinals had in the 17 years prior to his tenure.

AMONG THE NFL'S TOP 5

Dating back to the beginning of the 2013 season (**Bruce Arians'** first as the Cardinals head coach), Arizona has a 38-18-1 record. Their .675 winning percentage in that span is the fourth-best in the NFL.

NFC Win Percentage (2013-16)

Rnk	Team	W	L	T	Win%
1t	Denver Broncos	44	14	0	.759
1t	New England Patriots	44	14	0	.759
3	Seattle Seahawks	42	15	1	.733
4t	Arizona Cardinals	38	19	1	.664
4t	Carolina Panthers	38	19	1	.664

IN THE NFC WEST

The Cardinals (4-5-1) enter Week 12 in second place in the NFC West, three games back of the division-leading Seahawks (7-2-1).

2015 NFC West Standings

Team	W	L	T	PF	PA	Hm	Road	Div	Conf
Seattle	7	2	1	219	173	5-0-0	2-2-1	1-1-1	3-2-1
Arizona	4	5	1	226	190	3-2-1	1-3-0	2-1-1	3-3-1
Los Angeles	4	6	0	149	187	1-4-0	3-2-0	2-1-0	3-4-0
San Francisco	1	9	0	204	313	1-5-0	0-4-0	1-3-0	1-7-0

The NFC West in Week 12

Arizona (4-5-1) travels to Atlanta (6-4)

Seattle (7-2-1) travels to Tampa Bay (5-5)

Los Angeles (4-6) travels to New Orleans (4-6)

San Francisco (1-9) travels to Miami (6-4)

For Full Standings & Schedules See Last Page (#52) of This Release

A Sweep of the Niners in 2016

The Cardinals defeated the San Francisco 49ers 23-20 in Week 10. With the win, Arizona earned its fifth season sweep of the 49ers since the teams became division foes in 2002 – and the second season sweep in the last two seasons.

The Cardinals have now won four straight games against the 49ers and five of the last six.

CARDS HIT WITH INJURIES

In the Cardinals Week 8 game at Carolina, both T **Jared Veldheer** (triceps) and TE **Ifeanyi Momah** (wrist) suffered season-ending injuries and were placed on injured reserve. Last week, LB **Gabe Martin** (knee) became the 11th AZ player to land on injured reserve this season.

Veldheer had started all 43 games (including postseason) at left tackle since signing with the Cardinals as a free agent in 2014.

All-Pro S **Tyrann Mathieu** also suffered a shoulder injury in Carolina that has kept him out of the last two games (vs. SF; @ Min).

Of the 53 players on the Cards Week 1 roster, 11 (20.7%) are no longer on the active roster, including four players who started in Week 1 (Veldheer, G **Evan Mathis**, TE **Troy Niklas** and S **Tyvon Branch**).

Arizona has had 25 players combine to miss 82 games due to injury so far this season, with DT **Corey Peters** missing his first game last week in Minnesota.

Players Lost To Injury in 2016

Player	Injury	Gms
CB Mike Jenkins	Knee (IR)	10
LB Alani Fua	Knee (IR)	7
TE Troy Niklas	Wrist (IR)	7
P Drew Butler	Ankle	6
S Tyvon Branch	Knee (IR)	6
RB Chris Johnson	Groin (IR)	6
G Evan Mathis	Foot/Ankle (IR)	6
DT Ed Stinson	Toe	5
LB Kareem Martin	Knee	3
DT Frostee Rucker	Knee	3
WR Jaron Brown	Knee (IR)	3
TE Darren Fells	Knee	2
LB Gabe Martin	Knee (IR)	2
CB Tharold Simon	Ankle	2
S Tyrann Mathieu	Shoulder	2
TE Ifeanyi Momah	Wrist (IR)	2
T Jared Veldheer	Triceps (IR)	2
WR John Brown	Hamstring	1
G Mike Iupati	Ankle	1
DT Josh Mauro	Chest	1
WR J.J. Nelson	Shoulder	1
LB Alex Okafor	Calf	1
QB Carson Palmer	Concussion	1
DT Corey Peters	Foot	1
RB Stephan Taylor	Knee	1
Total		82

61 HAVE PLAYED IN 2016

In 2015, the Cardinals had 56 different players appear in at least one game. Arizona has already had 61 players appear in at least one game so far this season.

22 HOME WINS SINCE 2013

Dating back to the 2013 season - the first under the head coach/GM tandem of **Bruce Arians** and **Steve Keim** - the Cardinals have 22 home wins during the regular season. That is tied for the fourth-best total in the NFL during that span.



NFL Leaders - Home Wins (2013-16)

Rnk	Team	Wins
1t	New England	25
1t	Denver	25
3	Seattle	24
4t	Arizona	22
4t	Carolina	22
5t	Cincinnati	21
5t	Kansas City	21

Below is a look at the organization's success at University of Phoenix Stadium compared to 18 seasons at Sun Devil Stadium.

Overall Comparison Statistic	10+ seasons at UoP Stadium	18 seasons at SD Stadium
Sellouts	112	12
Regular Season Record	88-81-1	100-188
Regular Season Home Record	55-30-1	64-80
Postseason Record	5-4	1-1
Postseason Home Record	4-0	0-0
Overall Record	93-85-1	101-189
Regular Season Win Pct.	.521	.347
Avg. Wins Per Season (2006-15)	8.4	5.5
Seasons with Winning Record	5	1
Season with .500 Record or Better	7	2
Seasons with 9+ Wins	5	1
Seasons with 11+ Wins	3	0
Best Regular Season Record	13-3	9-7
Postseason Berths	4	1
Division Titles	3	0
Conference Championship Games	2	0
Super Bowl Appearances	1	0

BY THE NUMBERS

112

Sellouts at University of Phoenix Stadium (including preseason and postseason). The Cardinals have sold out every game played at the stadium since it opened in 2006.

1992

Year the Cardinals played at the Georgia Dome for the first time. Arizona will be playing its 10th and final game at the Falcons home field this week. Atlanta is scheduled to begin play at the Mercedes Benz Stadium in 2017.

10

Interceptions for Falcons QB Matt Ryan in four career regular season games against the Cardinals. The only teams he has more INTs against are NFC South rivals Carolina (14 in 17 games) and Tampa Bay (14 in 18 games).

2

Games in Ryan's career in which he has thrown at least four INTs. Both of those have come against the Cardinals: 5 vs. Arizona on 11/18/12; 4 @ Arizona on 10/27/13.

110.4

Career passer rating for QB Carson Palmer in four career starts against the Falcons. He has posted a passer rating of 100+ in all four starts.

11-3

Cardinals record in the month of November under head coach Bruce Arians.

38

Wins for head coach Bruce Arians during his tenure in Arizona. That represents the fourth-highest total in franchise history.

287.4

Average yards allowed per game by the Cardinals defense this season. Arizona enters Week 12 with the NFL's #1 ranked defense.

162

Offensive points allowed by the Cardinals defense this season. That is the lowest total in the NFL in 2016

7

Passing TDs allowed by the Arizona defense in 2016, the fewest in the NFL. The Cardinals have allowed just two passing TDs in the last 23 quarters.

190.2

Average passing yards allowed per game by the Cardinals defense this season. Arizona enters Week 12 with the NFL's #1 ranked pass defense.

25

TDs for RB David Johnson in 26 career games. Johnson's 25 TDs dating back to last season are the most in the NFL during that span.

2

Players in franchise history who have posted 10+ rushing TDs in the first 10 games of a season: David Johnson (10 in 2016) and MacArthur Lane (11 in 1970).

10

Consecutive games in which David Johnson has posted at least 100 yards from scrimmage. Johnson joins Edgerrin James (2000, 2005 with Indy) and Larry Brown (1972 with Washington) as the only players in NFL history with 100+ scrimmage yards in each of the team's first 10 games in a season.

2,031

Scrimmage yards for David Johnson in 15 career starts dating back to Week 13 of 2015. Johnson leads the NFL in scrimmage yards, rushing yards (1,305) and total TDs (17) during that span.

74

Receptions for WR Larry Fitzgerald this season. He ranks second in the NFL in receptions in 2016 behind only Pittsburgh's Antonio Brown (77). Fitzgerald's 74 receptions are the most in franchise history through the first 10 games of a season.

14

Games in which QB Carson Palmer has posted a passer rating of 100+, dating back to last season. That is tied with Drew Brees for the most such games in the NFL during that span.

8.0

Sacks for LB Chandler Jones in 2016, a team-high. Jones has 4.0 sacks in his last four games.

51.5

Career sacks for DT Calais Campbell. That represents the third-highest total in franchise history.

WHAT TO LOOK FOR...

WITH A WIN THIS WEEK...

- Arizona would improve to 28-9 against teams outside the NFC West under head coach **Bruce Arians**. That would include a 2-1 record against the Falcons.
- Arians would earn his 39th victory as Cardinals head coach, tying Jim Hanifan for third place on the franchise all-time wins list.
- The Cardinals would improve to 12-3 in the month of November dating back to the beginning of the 2013 season.
- Arizona would have its first win at Atlanta since the 1993 season.

MILESTONES WITHIN REACH

WR Larry Fitzgerald

- With a reception, Fitzgerald would extend his consecutive games with a catch streak to 190 straight. That would tie Marvin Harrison for the third-longest streak in NFL history.
- Fitzgerald needs:
 - 3 receptions to pass Hall of Famer Tim Brown (1,094) for 5th place on the NFL's all-time receptions list.
 - 10 receptions to pass Hall of Famer Cris Carter (1,101) for 4th place
 - 11 receptions to pass Hall of Famer Marvin Harrison (1,102) for 3rd place
- With 71 receiving yards, Fitzgerald would pass WR Andre Johnson (14,185) for 10th place on the NFL's all-time receiving yardage list.

RB David Johnson

- With 100+ scrimmage yards, Johnson would extend his franchise record to 11 consecutive games with 100+ scrimmage yards.
- With 100+ yards from scrimmage, Johnson would join Edgerrin James (2000 & 2005 with Indy) as the only players in NFL history to post 100+ scrimmage yards in each of the team's first 11 games in a season.
- With a TD, Johnson would become the first player in franchise history to score 13+ TDs in back-to-back seasons.
- With two TDs, Johnson would join Mal Kutner (15 in 1948) as the only players in franchise history with 14+ TDs in the first 11 games of a season.

QB Carson Palmer

- Needs two TD passes to pass Hall of Famer Joe Montana (273) for 15th place on the NFL's all-time passing TD list.
- Needs three TD passes to tie Vinny Testaverde (275) for 14th place on the NFL's all-time passing TD list.
- Needs 363 passing yards to pass Hall of Famer Dan Fouts (43,040) for 14th place on the NFL's all-time passing yardage list.

NFL SCHEDULE - WEEK 12

Below is a look at this week's NFL schedule. All times Arizona.

No teams on bye

Thursday, November 24

Minnesota Vikings at Detroit Lions - 10:30 AM (CBS)
Washington Redskins at Dallas Cowboys - 2:30 PM (FOX)
Pittsburgh Steelers at Indianapolis Colts - 6:30 PM (NBC)

Sunday, November 27

Arizona Cardinals at Atlanta Falcons - 11:00 AM (FOX)
Tennessee Titans at Chicago Bears - 11:00 AM (CBS)
Jacksonville Jaguars at Buffalo Bills - 11:00 AM (CBS)
Cincinnati Bengals at Baltimore Ravens - 11:00 AM (CBS)
New York Giants at Cleveland Browns - 11:00 AM (FOX)
Los Angeles Rams at New Orleans Saints - 11:00 AM (FOX)
San Francisco 49ers at Miami Dolphins - 11:00 AM (FOX)
San Diego Chargers at Houston Texans - 11:00 AM (CBS)
Seattle Seahawks at Tampa Bay Buccaneers - 2:05 PM (FOX)
New England Patriots at New York Jets - 2:25 PM (CBS)
Carolina Panthers at Oakland Raiders - 2:25 PM (CBS)
Kansas City Chiefs at Denver Broncos - 6:30 PM (NBC)

Monday, November 28

Green Bay Packers at Philadelphia Eagles - 6:30 PM (ESPN)

CARDINALS PRONUNCIATIONS

C Evan Boehm	BAME (like Name)
\$LB Deone Bucannon	day-OWN
DT Calais Campbell	kuh-LAY-us
K Chandler Catanzaro	cat-un-ZAIR-oh
LB Zaviar Gooden	ZAY-vee-er
G Mike Iupati	yoo-PAH-tee
S Tyrann Mathieu	TY-run (like Byron) / Matthew
DT Josh Mauro	MORE-oh
DT Robert Nkemdiche	kim-DEE-chee
LB Alex Okafor	OH-kuh-for
CB Tharold Simon	THAIR-uld
RB Stepfan Taylor	stuh-FONN
TE Hakeem Valles	vuh-LESS
NT Xavier Williams	ex-ZAVE-yer

A DECADE OF DISTINCTION

The Cardinals have been in the Bidwill family since Pro Football Hall of Famer Charles Bidwill purchased the team in 1933. Charles' son Bill handled day-to-day operations for decades before passing the torch to his son, Michael, who is now in his 10th season as team President.

Since **Michael Bidwill** took over as President in 2007, the Cards have gone .500 or better in seven of nine seasons (just twice in previous 20 years) and posted four double-digit win seasons (none in previous 20).

The 2015 season was a banner year for the organization as the team won the NFC West, set a franchise record for wins in the regular season (13) and earned the first postseason bye in team history.

Of the Cardinals seven all-time postseason wins, five have come during Bidwill's nine years as team President. Arizona has played in nine postseason contests since Bidwill took over in 2007. The Cardinals played just seven total playoff games in their entire history prior to his tenure.

Michael spearheaded the effort that led to the creation of University of Phoenix Stadium, which preceded that aforementioned run of on-field success. The Cardinals have sold out all 112 games played (preseason and post-season included) and the stadium since it opened in 2006; in 18 years at Sun Devil Stadium, just 12 games were sold out in time to be televised locally.

The Cardinals success under Bidwill has greatly elevated the team's popularity both locally and nationally. That fact is best measured in the record-setting ratings for Cardinals game broadcasts. Locally, the team established a host of franchise record for the TV broadcasts in both 2015 and 2014. Nationally, the team's exposure is at an all-time high. Having never appeared in more than three primetime games in a single season, the Cardinals played an unprecedented five primetime games during the 2015 regular season and posted a perfect 5-0 record those matchups.

Michael was also the driving force behind the critically-acclaimed series "All Or Nothing" that debuted on Amazon Video in July of this year.

Michael was pivotal not only in helping Arizona land Super Bowl XLIX - the second in eight seasons at University of Phoenix Stadium - but he also secured the 2015 Pro Bowl. Played a week apart, the game delivered a record economic impact of \$720 million to the region.

Below is a look at the organization's success in the nine seasons since Michael Bidwill was named team President.

Cardinals Under Michael Bidwill (2007-Present)

Statistic	Totals
Regular Season Record	83-70-1
Postseason Record	5-4
Overall Record	88-74-1
Regular Season Win Pct.	.542
Win Pct. - NFL Rank	12th
Avg. Wins Per Season (2007-15)	8.8
Regular Season Home Record	52-25-1
Postseason Home Record	4-0
Overall Home Record (RS+post)	56-25-1
Regular Season Home Win Pct.	.673
Home Win Pct. - NFL Rank	7th
Season with .500 Record or Better	7
Seasons with 9+ Wins	5
Seasons with 10+ Wins	4
Best Regular Season Record	13-3
Postseason Berths	4
Division Titles	3
Conference Championship Games	2
Super Bowl Appearances	1
Pro Bowl Selections (Avg/Year)	36 (4)
Primetime Games	23



KEIM LAYS THE FOUNDATION

The Cardinals are coming off three consecutive 10+ win seasons in **Steve Keim's** first three years as GM. As soon as he was elevated to the position in January of 2013, Keim began re-shaping the roster.

The overhaul during his first three years was dramatic - and resulted in a 34-14 record in that span. During his first 36 months as GM, Keim made 592 roster moves, including 182 moves in 2015 as the Cards established a franchise record for wins (13).

He was named Pro Football Talk's Executive of the Year in both 2013 and 2014, and added Sporting News Executive of the Year in 2014.

The 2015 campaign was one of the most successful seasons in franchise history. In addition to establishing a record for wins, the team also set franchise marks for total offense, points scored and total TDs. Arizona had the NFL's #1 ranked offense last season, and the Cardinals finished with a defense that ranked in the top five as well. The roster that has accomplished those feats was built from the ground up by Keim and his staff.

- Of the 53 players on the Cardinals current roster, 35 appeared in at least one game for Arizona last season.

- Of the 37 players who started at least one game for Arizona last season, 27 are on the current roster.

- Of the 53 players on the Cardinals current roster, 48 were acquired by Keim during his time as GM.

- As of this week, the Cardinals have made a total of **197** roster moves dating back to January of this year.

PUTTING TOGETHER A PRO BOWL ROSTER

All seven Arizona players selected to the Pro Bowl in 2015 - special teamer **Justin Bethel**, DT **Calais Campbell**, WR **Larry Fitzgerald**, G **Mike Iupati**, S **Tyrann Mathieu**, QB **Carson Palmer** and CB **Patrick Peterson** - are back this season.

In the offseason, the Cardinals acquired 2015 Pro Bowl LB **Chandler Jones** in a trade with the Patriots. The team also signed G **Evan Mathis** (2013 and 2014 Pro Bowler) in free agency.

Arizona has nine players on its roster who have been selected to the Pro Bowl, including eight who were chosen in 2015.

Cardinals Pro Bowlers

Player (Pos)	PBs	(Years)
Larry Fitzgerald (WR)	9	2005, 2007-13, '15
Patrick Peterson (CB)	5	2011-15
Mike Iupati (G)	4	2012-15
Carson Palmer (QB)	3	2005-06, '15
Justin Bethel (ST)	3	2013-15
Calais Campbell (DE/DT)	2	2014-15
Jermaine Gresham (TE)	2	2011-12
Tyrann Mathieu (S)	1	2015
Chandler Jones (LB)	1	2015

During each of his first three offseasons as GM, Keim signed a free agent who went on to make the Pro Bowl that season (Mike Iupati-2015, Antonio Cromartie-2014, John Abraham-2013). The Cardinals were the only team in the NFL to accomplish such a feat.

Long History with the Organization

Keim was promoted to General Manager on January 8, 2013 after 14 seasons in the Cardinals organization.

The 43-year old originally joined Arizona in May, 1999 as a college scout in the east. He was promoted to Director of College Scouting in 2006, Director of Player Personnel in 2008, and then was promoted to Vice President, Player Personnel in May, 2012.



NINE DAYS - TWO GREAT HIRES

In a nine-day span in January of 2013, Cardinals President **Michael Bidwill** hired GM **Steve Keim** (Jan. 8) and head coach **Bruce Arians** (Jan. 17). In the resulting three seasons, the Cardinals won more games (34) than any other three-year span in franchise history.

In January of 2013 there were eight head coach openings. None were hired later than Arians and four of the eight no longer hold those jobs. Keim was one of seven GMs hired in January of 2013. On the seven, only he and Carolina's Dave Gettleman had their teams in the postseason in both 2014 and 2015.

Head Coaches Hired in January 2013

Andy Reid, KC	January 4
Doug Marrone, Buf*	January 6
Rob Chudzinski, Cle*	January 10
Mike McCoy, SD	January 15
Marc Trestman, Chi*	January 16
Chip Kelly, Phi*	January 16
Gus Bradley, Jax	January 17
Bruce Arians, AZ	January 17

* No longer with team

Team Record Since '13

38-20 (.655)
28-30 (.483)
14-45 (.237)
26-32 (.448)
21-37 (.362)
32-26 (.552)
14-44 (.241)
38-19-1 (.664)

GMs Hired in January 2013

Steve Keim, AZ	January 8	38-19-1 (.664)
David Caldwell, Jax	January 8	14-44 (.241)
Tom Telesco, SD	January 9	26-32 (.448)
Dave Gettleman, Car	January 9	38-19-1 (.664)
John Dorsey, KC	January 14	38-20 (.655)
John Idzik, NYJ*	January 18	25-33 (.431)
Mike Lombardi, Cle*	January 18	14-45 (.237)

* No longer with team

ARIANS WITH 38 IN ARIZONA

The victory over San Francisco in Week 10 was **Bruce Arians'** 38th win as head coach in Arizona. He sits alone in fourth place on the franchise all-time wins list.

Arians needs two wins to reach 40 with Arizona and move into third place on the franchise all-time wins list.

Franchise History – Wins by Head Coach

Rnk	Coach (Years)	Wins
1	Ken Whisenhunt (2007-12)	49
2	Don Coryell (1973-77)	42
3	Jim Hanifan (1980-85)	39
4	Bruce Arians (2013-16)	38
5t	Charley Winner (1966-70)	35
5t	Jimmy Conzelman (1940-42, 46-48)	35



Arians is 19 games over .500 as the Cardinals head coach (38-19-1) in the regular season. Including his 9-3 record as an interim head coach with Indy in 2012, he is 25 games over .500 as an NFL head coach (47-22-1). Among active head coaches, only Bill Belichick (54) and Pete Carroll (51) have more wins than Arians (46) in his last 70 games.

NFL Head Coaches In Their Last 70 Games

W-L	Coach (Team)
54-16	Bill Belichick (New England)
51-18-1	Pete Carroll (Seattle)
47-22-1	Bruce Arians (Arizona/Indianapolis)
45-24-1	Mike McCarthy (Green Bay)
44-26	John Fox (Chicago/Denver)
43-25-2	Marvin Lewis (Cincinnati)

Arizona has a 38-19-1 record during Arians' time as head coach. The Cardinals 38 wins are tied for fourth in the NFL during that span.

NFL Leaders - Total Wins (2013-16)

Rnk	Team	Win
1t	Denver	44
1t	New England	44
3	Seattle	42
4t	Arizona	38
4t	Kansas City	38
4t	Carolina	38

Below is a breakdown of Arians' regular season record as a head coach:

Arians as an NFL Head Coach

Team (Year)	W-L	Pct
Indianapolis (2012)	9-3	.750
Arizona (2013)	10-6	.625
Arizona (2014)	11-5	.688
Arizona (2015)	13-3	.813
Arizona (2016)	4-5-1	.450

CARDS UNDER ARIANS

Below is a breakdown of the Cardinals regular season win-loss record during **Bruce Arians'** tenure at the helm:

Statistic	W-L
Record	38-19-1
At Home	22-7-1
On the Road	16-12
Primetime Games	9-3-1
Indoors	22-9-1
Outdoors	16-10
On Natural Grass	31-13-1
Vs. NFC	27-15-1
Vs. AFC	11-4
When Winning Turnover Battle	24-2
When Scored First	24-6-1
When Opp. Scores First	14-13
Out-Rush Opponent	30-3-1
Cardinals Have 100-Yard Rusher	9-1-1
Scoring 20 Points or More	31-10
Allowing 20 Points or Fewer	31-3-1
Scoring 30 Points or More	16-0
Led at Halftime	23-2-1
Led After 3rd Quarter	32-3-1
Won the Coin Toss	21-10
Lost the Coin Toss	17-9-1
September	9-4
October	9-7-1
November	11-3
December	9-4

THREE STRAIGHT WITH 10 WINS

In leading the Cardinals to a franchise record 13 wins in 2015, **Bruce Arians** became just the 10th head coach in NFL history to win 10+ games in each of his first three seasons as a head coach in the league. Of the 10, Arians is one of three to inherit a team that won fewer than six games the year before.

Head Coaches With 10+ Wins in 1st 3 Seasons

Coach	Team	Previous Year	Year 1	Year 2	Year 3
Bruce Arians	AZ	5-11 (2012)	(10-6) 2013	(11-5) 2014	(13-3) 2015
Blanton Collier	Clev	7-6-1 (1962)	(10-4) 1963	(10-3-1) 1964	(11-3) 1965
Jim Harbaugh	SF	6-10 (2010)	(13-3) 2011	(11-4-1) 2012	(12-4) 2013
Chuck Knox	L.A.	6-7-1 (1972)	(12-2) 1973	(10-4) 1974	(12-2) 1975
Ted Marchibroda	Bal	2-12 (1974)	(10-4) 1975	(11-3) 1976	(10-4) 1977
Red Miller	Den	9-5 (1976)	(12-2) 1977	(10-6) 1978	(10-6) 1979
Chuck Pagano	Ind	2-14 (2011)	(11-5) 2012	(11-5) 2013	(11-5) 2014
George Seifert	SF	10-6 (1988)	(14-2) 1989	(14-2) 1990	(10-6) 1991
Allie Sherman	NYG	6-4-2 (1960)	(10-3-1) 1961	(12-2) 1962	(11-3) 1963
Barry Switzer	Dal	12-4 (1993)	(12-4) 1994	(12-4) 1995	(10-6) 1996

TWO-TIME COACH OF THE YEAR

Bruce Arians was named the Associated Press 2014 NFL Coach of the Year after leading the Cardinals to an 11-5 record and a berth in the post-season.

It marked the second time in three years Arians was awarded NFL Coach of the Year honors (Indianapolis, 2012). He became the first coach in NFL history to be named Coach of the Year multiple times in a three-year span with multiple teams.

Arians is one of 12 coaches in NFL history to win the award multiple times and the sixth to be honored with multiple teams. He is also one of just six coaches in NFL history to earn AP Coach of the Year honors twice in a three-year span.

Multiple Coach of the Year Award Winners

COY	Coach (Teams and Years)
4	Don Shula (1972 Miami, 1968, 1967*, 1964 Baltimore)
3	Bill Belichick (2010, 2007, 2003 New England)
3	Chuck Knox (1984 Seattle, 1980 Buffalo, 1973 LA Rams)
2	Bruce Arians (2014 Arizona, 2012 Indianapolis)
2	Ron Rivera (2015, 2013 Carolina)
2	Dan Reeves (1998 Atlanta, 1993 NY Giants)
2	Bill Parcells (1994 New England, 1986 NY Giants)
2	Mike Ditka (1988, 1985 Chicago)
2	Joe Gibbs (1983, 1982 Washington)
2	George Allen (1971 Washington, 1967* LA Rams)
2	George Halas (1965, 1963 Chicago)
2	Allie Sherman (1962, 1961 NY Giants)

*1967 co-winners Shula and Allen
+Coaches in bold have won with multiple teams

In 2012, Arians was named NFL Coach of the Year after serving 12 games as the Colts interim head coach while Chuck Pagano was treated for leukemia. He led the Colts to a 9-3 record and a playoff berth while tying the NFL record for the most wins ever by an interim coach.

Arians and the Panthers Ron Rivera have combined to win the last four AP Coach of the Year awards.

Recent AP NFL Coach of the Year Winners

Year	Coach (Team)
2015	Ron Rivera (Carolina)
2014	Bruce Arians (Arizona)
2013	Ron Rivera (Carolina)
2012	Bruce Arians (Indianapolis)
2011	Jim Harbaugh (San Francisco)
2010	Bill Belichick (New England)

WINS BY DIVISION

The Cardinals have a 27-9 record against teams outside the division under Arians. That includes a 16-5 record against teams from the NFC East, NFC North and NFC South.

Cardinals Divisional Records Under Arians

Division	W-L	Division	W-L
NFC West	10-10-1	AFC West	3-1
NFC East	5-1	AFC East	1-2
NFC North	6-1	AFC North	3-1
NFC South	5-3	AFC South	4-0

This week the Cardinals square off against Atlanta. Arizona has a 5-3 record against teams from the NFC South under Arians, including a 1-1 record against the Falcons.

A STRONG 1ST IMPRESSION

Now in his fifth NFL season and fourth season with the Cardinals, **James Bettcher** is in his second year as the team's defensive coordinator. After he was promoted to the position in February of 2015, Bettcher led one of the league's highest-rated units.

Under their first-year coordinator the Cardinals defense was a major factor in the team's 13-3 record in 2015. Arizona finished the 2015 season with the NFL's fifth-ranked defense.

NFL Leaders – Total Defense (2015)

Rnk	Team	Y/G
1	Denver	283.1
2	Seattle	291.8
3	Houston	310.2
4	NY Jets	318.6
5	Arizona	321.7

Below are some other highlights for Bettcher's first season in charge:

Cardinals 2015 Defensive Highlights

- Ranked 6th in run def. (91.3 ypg) and 7th in pass def. (230.4 ypg)
- Ranked 2nd in the NFL with 33 total takeaways
- Tied with KC for NFL lead with 6 defensive TDs
- Tied for NFL lead with 4 INT return TDs
- Ranked 2nd in the NFL with 140 points off turnovers

A QUICK ASCENT

Bettcher was elevated to defensive coordinator in just his fourth season as an NFL coach, having entered the league in 2012. After nine years in the college ranks, he was hired by the Colts to serve as special assistant to the head coach/outside linebackers coach. When Bruce Arians was hired as head coach in Arizona in 2013, he named Bettcher his linebackers coach, a position he held for two seasons before his promotion to defensive coordinator in 2015.



FROM 32ND TO 1ST UNDER GOODY

When **Harold Goodwin** was named the Cardinals Offensive Coordinator in 2013, he was handed the reins of an offense that - in 2012 - finished the year as the league's 32nd ranked unit. Things changed quickly under his watch.

In 2015 - his third at the helm of the offense - the Cardinals had the top ranked offense in the NFL for the first time in franchise history. The team also set team single-season records for points (489), TDs (59), TD passes (35), total net yards (6,533), first downs (373) and first downs passing (237).

Cardinals 2015 Offensive Highlights

- Outscored opponents 489-313 in 2015. That +176 point differential was the second-best total in franchise history (+184 in 1925).
- After finishing the 2014 season ranked 31st in the NFL in rushing, ranked 8th overall in 2015. Marked the first time since 1984 (9th overall) that the Cardinals finished a season ranked in the top 10 in the NFL in rushing.
- Scored at least 30 points in a franchise record nine games in 2015. Arizona's nine games with 30+ points were the most in the NFL.
- Averaged an NFL-high 6.28 yards per play (6,533 yards on 1,041 plays). The Cards easily led the NFL in average yards per pass play (7.84) last season.
- The Cardinals gave up just 27 sacks on 562 pass attempts in 2015. Arizona's 27 sacks allowed tied for the fourth-fewest in the NFL last season.

A Decade With Arians

The 2016 season is the 10th consecutive season Goodwin has worked under Bruce Arians. The two previously coached together with Pittsburgh (2007-11) and Indianapolis (2012). Goodwin served as an offensive assistant with the Steelers and was the Colts offensive line coach.



ALL 23 COACHES RETURN

All 23 members of the Cardinals coaching staff in 2015 are back for the 2016 season.

Combined Coaching Experience

Coach	NFL	College
Bruce Arians	23	18
Tom Moore	37	13
James Bettcher	4	9
Harold Goodwin	12	9
Amos Jones	9	21
Anthony Blevins	3	-
Brentson Buckner	3	-
Mike Chiurco	1	-
Rick Christophel	3	33
Darryl Drake	12	21
Larry Foote	1	-
Kevin Garver	3	6
Steve Heiden	3	1
Roger Kingdom	2	10
Levon Kirkland	1	2
Freddie Kitchens	10	7
Stump Mitchell	14	7
Buddy Morris	5	19
Tom Pratt	37	7
Nick Rapone	3	32
Kevin Ross	10	-
Bob Sanders	15	22
Larry Zierlein	11	21
Totals	222	258

COACHES BY DECADE OF BIRTH

1930s
Tom Pratt, 1935
Tom Moore, 1938
1940s
Larry Zierlein, 1945
1950s
Bruce Arians, 1952
Rick Christophel, 1952
Bob Sanders, 1953
Nick Rapone, 1956
Darryl Drake, 1956
Buddy Morris, 1957
Stump Mitchell, 1959
Amos Jones, 1959
1960s
Kevin Ross, 1962
Roger Kingdom, 1962
Mike Chiurco, 1968
Levon Kirkland, 1969
1970s
Brentson Buckner, 1971
Harold Goodwin, 1973
Freddie Kitchens, 1974
Anthony Blevins, 1976
Steve Heiden, 1976
James Bettcher, 1978
1980s
Larry Foote, 1980
Kevin Garver, 1987

ATHLETIC TRAINER PROGRAM IN AZ

The NFL Foundation, in collaboration with Gatorade, the National Athletic Trainers' Association (NATA), the Korey Stringer Institute (KSI) and the Professional Football Athletic Trainers Society (PFATS), recently announced the launch of a pilot program to provide funding to public high schools with football programs that have limited or no access to an athletic trainer. The program is an expansion of the athletic trainer initiatives developed and implemented by the NFL Foundation and its partners over the past two years.

The NFL Foundation will award up to 150 grants to high schools in the four pilot states – Arizona, Illinois, Oklahoma and Oregon. Each grant will be in the amount of \$35,000 awarded over a three-year period to fund an athletic training program.

"This is an initiative that was originally developed at the team level in which the Cardinals participated and our community has benefitted," said Cardinals President and NFL Foundation board member **Michael Bidwill**. "The NFL Foundation is excited to expand the athletic trainer pilot program so that more high schools and athletes can benefit from it. NFL teams have long recognized the value and expertise of athletic trainers and this program will help provide similar support at the high school level."

YEAR 2 OF THE BIDWILL FELLOWSHIP

Prior to the 2015 season, the Cardinals established the *Bill Bidwill Coaching Fellowship*, a program to provide recently-retired NFL players with the opportunity to gain coaching experience at the highest level. The inaugural participant was former Pro Bowl LB **Levon Kirkland**, who returned for his second season in 2016 assisting LBs coach Bob Sanders as the OLBs coach.

As Cardinals owner, Bill Bidwill has long been at the forefront in providing opportunities to individuals regardless of race or gender. In 2010, he was honored with the Fritz Pollard Alliance's Paul "Tank" Younger Award for promoting diversity in the NFL. In 1978, Adele Harris became the first African American female executive in the NFL when she was hired as the Cardinals director of community relations. In 1981, Bidwill hired attorney Bob Wallace, making him the first African American to handle contract negotiations for an NFL club.

Arizona was also the first NFL team with an African American GM-head coach tandem (Rod Graves/Dennis Green, 2004), and from 2013-14 the Cardinals were the only NFL team whose offensive and defensive coordinators were both African American (Harold Goodwin & Todd Bowles).




HONORING MRS. B

For the duration of the 2016 season, the Cardinals will have the initials "NJB" on stickers on their helmets in honor of **Nancy Bidwill**, the late wife of owner Bill Bidwill, who passed away in August.

Nancy and Bill married in September of 1960 - in a wedding that was featured in the Chicago Tribune - and celebrated their 50th anniversary in 2010. They had five children and nine grandchildren.

Nancy was a trustee at the Columbus School of Law at the Catholic University of America in Washington, D.C., where team President Michael Bidwill received his law degree.



32 WINS FOR PALMER IN AZ

QB Carson Palmer has 32 wins in 47 starts with the Cardinals. His 32 victories are fourth-most in franchise history among QBs.

Franchise Record - Wins By Quarterback

Rnk	Player (Years)	Wins
1	Jim Hart (1966-83)	87
2	Neil Lomax (1981-89)	47
3	Charley Johnson (1961-69)	36
4	Carson Palmer (2013-16)	32
5	Jake Plummer (1997-02)	30

Dating back to his first season with Arizona in 2013, Palmer has a 32-14-1 record as a starter. His .691 winning percentage is the third-best in the NFL among active QBs during that span (min. 40 starts).

QB's with Best Win % (2013 - Present)

Rnk	Player (Team)	Win%	W-L
1	Tom Brady (NE)	.759	41-13
2	Russell Wilson (Sea)	.733	42-15-1
3	Carson Palmer (AZ)	.691	32-14-1
4	Cam Newton (Car)	.664	36-18-1
5	Alex Smith (KC)	.655	36-19

PALMER PASSES FOR 300+

QB **Carson Palmer** threw for a season-high 376 yards against the 49ers in Week 10. He now has 47 career 300-yard passing games, including 20 as a member of the Cardinals. Palmer's 20 300-yard performances are the second-highest total in team history – despite playing in just 47 games.

Franchise Record – Games w/ 300+ Passing Yards (Career)

Rnk	Player (Years)	300+	Gms Played
1	Kurt Warner (2005-09)	22	61
2	Carson Palmer (2013-16)	20	47
3	Neil Lomax (1981-88)	19	108
4	Jim Hart (1966-83)	14	199
5	Charley Johnson (1961-69)	12	87

Dating back to last season - when he threw for 300+ yards in a franchise record nine games - Palmer has thrown for 300+ yards 13 times. Only Drew Brees (16) has more 300-yard games than Palmer during that span.

NFL Leaders - Games w/300+ Passing Yards (2015-16)

Rnk	Player (Team)	Gms
1	Drew Brees (NO)	16
2t	Carson Palmer (AZ)	13
2t	Philip Rivers (SD)	13
4t	Ben Roethlisberger (Pit)	12
4t	Kirk Cousins (Was)	12

Between Games 7-9, Palmer threw for 342, 363 and 376 yards. In doing so, he became the first QB in franchise history to throw for 340+ yards in three consecutive games. His 1,081 passing yards were the second-most in team history in a three-game span (1,149, Boomer Esiason - 1996).

HIGHLY RATED

Palmer's 111.1 passer rating vs. the Panthers in Week 8 was his 14th game with a passer rating of 100.0 or higher dating back to last season. That is tied for the most such games in the NFL during that span.

NFL Leaders – Games w/ 100+ Passer Rating (2015-16)

Rnk	Player (Team)	Games
1t	Carson Palmer (AZ)	14
1t	Drew Brees (NO)	14
1t	Kirk Cousins (Was)	14
4t	Tom Brady (Atl)	13
4t	Matt Ryan (Atl)	13

ANOTHER GAME-WINNER FOR CARSON

After the 49ers tied the game at 20 with under two minutes remaining in regulation in Week 10, QB **Carson Palmer** led a 12-play, 69-yard drive that resulted in the game-winning FG as time expired. It was Palmer's 30th career game-winning drive in the regular season and his 10th as a member of the Cardinals.

Palmer's Game-Winning Drives with Arizona

Opponent	Score	Final
11/13/16 vs. San Francisco	20-20	23-20
12/10/15 vs. Minnesota	20-20	23-20
11/29/15 @ San Francisco	13-13	19-13
11/22/15 vs. Cincinnati	31-31	34-31
11/15/15 @ Seattle	25-29	39-32
10/26/14 vs. Philadelphia	17-20	24-20
9/8/14 vs. San Diego	6-17	18-17
12/22/13 @ Seattle	9-10	17-10
9/29/13 @ Tampa Bay	0-10	13-10
9/15/13 vs. Detroit	16-21	25-21

PALMER PASSING ALL-TIME GREATS

After throwing for 198 yards against the Vikings last week, Palmer has 42,678 career passing yards. He sits in 15th place on the NFL's all-time passing yardage list, having already passed Johnny Unitas, Joe Montana and Kerry Collins so far this season.

NFL's All-Time Passing Yardage Leaders (Career)

Rnk	Player	Yards	Yds to Pass
1	Peyton Manning	71,940	29,263
2	Brett Favre#	71,838	29,161
3	Drew Brees*	64,180	21,503
4	Dan Marino#	61,361	18,684
5	Tom Brady*	59,943	17,266
6	John Elway#	51,475	8,798
7	Warren Moon#	49,325	6,648
8	Fran Tarkenton#	47,003	4,326
9	Eli Manning*	46,895	4,218
10	Vinny Testaverde	46,233	3,631
11	Ben Roethlisberger*	45,519	2,842
12	Drew Bledsoe	44,611	1,934
13	Philip Rivers*	44,333	1,656
14	Dan Fouts#	43,040	363
15	Carson Palmer*	42,678	-
16	Kerry Collins	40,922	-
17	Joe Montana#	40,551	-
18	Johnny Unitas#	40,239	-
#	Hall of Fame Inductee		
			*Active Player



Palmer is in 16th place on the NFL's all-time list for career TD passes.

NFL's All-Time TD Pass Leaders (Career)

Rnk	Player	TDs	TDs to Pass
1	Peyton Manning	539	268
2	Brett Favre#	508	237
3	Drew Brees*	454	183
4	Tom Brady*	444	173
5	Dan Marino#	420	149
6	Fran Tarkenton#	342	71
7	Eli Manning*	311	40
8	Philip Rivers*	301	30
9	John Elway#	300	29
10	Ben Roethlisberger*	292	21
11	Warren Moon#	291	20
12	Johnny Unitas	290	19
13	Aaron Rodgers*	282	11
14	Vinny Testaverde	275	4
15	Joe Montana#	273	2
16	Carson Palmer*	272	-
#	Hall of Fame Inductee		
			*Active Player

Palmer currently has 3,640 career completions, which is good for 14th place on the NFL's all-time list.

NFL's All-Time Pass Completion Leaders (Career)

Rnk	Player	Comp	Comp to Pass
1	Brett Favre#	6,300	2,661
2	Peyton Manning	6,125	2,485
3	Drew Brees*	5,663	2,024
4	Tom Brady*	5,098	1,459
5	Dan Marino#	4,967	1,328
6	John Elway#	4,123	484
7	Warren Moon#	3,988	349
8	Eli Manning*	3,941	302
9	Drew Bledsoe	3,839	200
10	Vinny Testaverde	3,787	148
11	Ben Roethlisberger*	3,704	65
12	Philip Rivers*	3,691	52
13	Fran Tarkenton	3,686	47
14	Carson Palmer*	3,640	-
15	Kerry Collins	3,487	-
#	Hall of Fame Inductee		
			*Active Player

Palmer's 5,812 pass attempts put him in 13th place on the NFL's all-time list.

NFL's All-Time Pass Attempt Leaders (Career)

Rnk	Player	Att	Att to Pass
1	Brett Favre#	10,169	4,358
2	Peyton Manning	9,380	3,569
3	Drew Brees*	8,505	2,694
4	Dan Marino#	8,358	2,547
5	Tom Brady*	7,998	2,187
6	John Elway#	7,250	1,439
7	Warren Moon#	6,823	1,812
8	Drew Bledsoe	6,717	906
9	Vinny Testaverde	6,701	890
10	Eli Manning*	6,613	802
11	Fran Tarkenton#	6,467	656
12	Kerry Collins	6,261	450
13	Carson Palmer*	5,812	-
14	Ben Roethlisberger*	5,776	-
15	Philip Rivers*	5,708	-
#	Hall of Fame Inductee		
			*Active Player

FITZGERALD AT 103 TOUCHDOWNS FOR HIS CAREER

With his second TD catch in the 2016 season opener, WR **Larry Fitzgerald** reached 100 TD receptions for his career. He became one of just 10 players in NFL history to reach 100 career TD receptions. In Week 5 against the 49ers, Fitzgerald hauled in #102 and #103. He sits alone in eighth place on the NFL's all-time TD receptions list.

NFL Career Leaders—Touchdown Receptions

Rnk	TDs	Player (Years)
1	197	WR Jerry Rice (1985-04)+
2	156	WR Randy Moss (1998-12)
3	153	WR Terrell Owens (1996-10)
4	130	WR Cris Carter (1987-02)+
5	128	WR Marvin Harrison (1996-08)
6	111	TE Tony Gonzalez (1997-14)
7	109	TE Antonio Gates (2003-)#
8	103	WR Larry Fitzgerald (2004-)#
9t	100	WR Steve Largent (1976-89)+
9t	100	WR Tim Brown (1988-04)+

+Hall of Fame Inductee #Active Players



Fitzgerald is one of just six players in NFL history to score 100+ receiving TDs with a single team. He and Chargers TE Antonio Gates are the only active players to have done so. The other four are all in the Pro Football Hall of Fame.

NFL Players to Score 100+ TD with a Team

Player	Team	TDs
Jerry Rice+	San Francisco	176
Marvin Harrison+	Indianapolis	128
Cris Carter+	Minnesota	110
Antonio Gates#	San Diego	109
Larry Fitzgerald#	Arizona	103
Steve Largent+	Seattle	100

+Hall of Fame Inductee #Active Players

Including postseason, Fitzgerald's 113 career TD receptions rank as the seventh-best total in NFL history behind Jerry Rice (219), Randy Moss (166), Terrell Owens (158), Cris Carter (138), Marvin Harrison (130) and Tony Gonzalez (115).

FITZGERALD TOUCHDOWN SPLITS

Below is a breakdown of Fitzgerald's 103 career TD receptions in a number of different categories.

TD Rec. By Opponent		TD Rec. By Quarterback		TD By Distance	
TDs	Opponent	TDs	Quarterback	TDs	Distance
16	Los Angeles	39	Kurt Warner	30	4-9 yards
16	San Francisco	24	Carson Palmer	21	20-29 yards
11	Seattle	12	Josh McCown	20	10-19 yards
8	Philadelphia	7	John Skelton	18	3 or fewer yards
5	Chicago	5	Kevin Kolb	9	30-59 yards
5	Detroit	5	Matt Leinart	5	60+ yards
4	Tampa Bay	4	Derek Anderson		
3	Green Bay	2	Drew Stanton		
3	Houston	1	Max Hall		
3	Indianapolis	1	Richard Bartel		
3	Jacksonville	1	John Navarre		
3	New England	1	Shaun King		
3	Buffalo	1	Brian St. Pierre		
3	Washington				
2	Carolina				
2	Cincinnati				
2	Kansas City	36	2 nd		
2	Miami	31	4 th		
1	Atlanta	23	3 rd		
1	Cleveland	13	1 st		
1	Dallas				
1	Minnesota				
1	New Orleans				
1	NY Giants	96	Sunday		
1	Oakland	4	Thursday		
1	San Diego	2	Saturday		
1	Tennessee	1	Monday		

Teams w/ No TDs Against	
Team	Games
Baltimore	3
Denver	3
NY Jets	3
Pittsburgh	3

TD By Season

TDs	Season
13	2009
12	2008
10	2005
10	2007
10	2013
9	2015
8	2004
8	2011
6	2010
6	2006
5	2016
4	2012
2	2014

NOTES ON THE 100

--Fitzgerald has 36 TD receptions in the 2nd quarter and 31 in the 4th quarter. He has more TDs - of any kind - in both the 2nd and 4th quarters than any other active player in the NFL. His 23 TDs in the 3rd quarter are tied with Vikings RB Adrian Peterson for the most in the NFL.

--Fitzgerald also has 32 career go-ahead TD receptions. Among active NFL players, only Antonio Gates (38) has more.

--Gates (109), Fitzgerald (103) and Peterson (102) are the only active players in the NFL with at least 100 TDs. All three have played their entire careers with one team.

A chronological look at every one of Fitzgerald's 103 TD receptions.

#	Date	Opp	Yds	Quarterback
1	10/10/2004	@ SF	24	Josh McCown
2	10/24/2004	SEA	25	Josh McCown
3	11/7/2004	@ MIA	2	Josh McCown
4	11/21/2004	@ CAR	21	Shaun King
5	12/19/2004	STL	8	Josh McCown
6	12/19/2004	STL	4	Josh McCown
7	12/26/2004	@ SEA	29	Josh McCown
8	12/26/2004	@ SEA	29	Josh McCown
9	9/11/2005	@ NYG	1	Kurt Warner
10	10/2/2005	SF	17	Josh McCown
11	10/9/2005	CAR	26	Josh McCown
12	10/23/2005	TEN	34	Josh McCown
13	11/13/2005	@ DET	8	Kurt Warner
14	11/20/2005	@ STL	7	Kurt Warner
15	11/27/2005	JAX	5	Kurt Warner
16	12/18/2005	@ HOU	12	John Navarre
17	12/24/2005	PHI	25	Josh McCown
18	1/1/2006	@ IND	25	Josh McCown
19	9/24/2006	STL	12	Kurt Warner
20	10/8/2006	KAN	5	Matt Leinart
21	12/3/2006	@ STL	11	Matt Leinart
22	12/10/2006	SEA	5	Matt Leinart
23	12/24/2006	@ SF	6	Matt Leinart
24	12/31/2006	@ SD	9	Kurt Warner
25	10/7/2007	@ STL	7	Kurt Warner
26	11/11/2007	DET	1	Kurt Warner
27	11/11/2007	DET	20	Kurt Warner
28	11/18/2007	@ CIN	5	Kurt Warner
29	11/25/2007	SF	28	Kurt Warner
30	11/25/2007	SF	48	Kurt Warner
31	12/9/2007	@ SEA	11	Kurt Warner
32	12/16/2007	@ NO	18	Kurt Warner
33	12/30/2007	STL	21	Kurt Warner
34	12/30/2007	STL	6	Kurt Warner
35	9/7/2008	@ SF	1	Kurt Warner
36	9/21/2008	@ WAS	62	Kurt Warner
37	10/5/2008	BUF	2	Kurt Warner
38	10/5/2008	BUF	2	Kurt Warner
39	10/12/2008	DAL	2	Kurt Warner
40	11/10/2008	SF	5	Kurt Warner
41	11/27/2008	@ PHI	1	Kurt Warner
42	11/27/2008	@ PHI	7	Kurt Warner
43	12/7/2008	STL	12	Kurt Warner
44	12/21/2008	@ NE	78	Matt Leinart
45	12/28/2008	SEA	5	Kurt Warner
46	12/28/2008	SEA	38	Kurt Warner
47	9/13/2009	SFO	5	Kurt Warner
48	9/20/2009	@ JAX	22	Kurt Warner
49	10/11/2009	HOU	9	Kurt Warner
50	10/11/2009	HOU	26	Kurt Warner
51	10/18/2009	@ SEA	2	Kurt Warner
52	11/8/2009	@ CHI	11	Kurt Warner
53	11/8/2009	@ CHI	17	Kurt Warner
54	11/15/2009	SEA	18	Kurt Warner
55	11/22/2009	@ STL	11	Kurt Warner
56	12/6/2009	MIN	34	Kurt Warner
57	12/20/2009	@ DET	1	Kurt Warner
58	12/27/2009	STL	10	Kurt Warner
59	1/3/2010	GNB	3	Brian St. Pierre
60	9/12/2010	@ STL	21	Derek Anderson
61	9/26/2010	OAK	8	Derek Anderson
62	10/31/2010	TB	3	Max Hall
63	10/31/2010	TB	5	Derek Anderson
64	11/21/2010	@ KC	3	Derek Anderson
65	1/2/2011	@ SF	10	John Skelton
66	9/18/2011	@ WAS	73	Kevin Kolb
67	9/25/2011	@ SEA	12	Kevin Kolb
68	11/6/2011	STL	13	John Skelton
69	11/13/2011	@ PHI	10	John Skelton
70	11/13/2011	@ PHI	7	John Skelton
71	11/20/2011	@ SF	23	Richard Bartel
72	12/11/2011	SF	46	John Skelton
73	12/24/2011	@ CIN	30	John Skelton
74	9/23/2012	PHI	37	Kevin Kolb
75	9/30/2012	MIA	3	Kevin Kolb
76	10/14/2012	BUF	9	Kevin Kolb
77	11/4/2012	@ GB	31	John Skelton
78	9/8/2013	@ STL	4	Carson Palmer
79	9/8/2013	@ STL	24	Carson Palmer
80	9/29/2013	@ TB	13	Carson Palmer
81	10/13/2013	@ SF	75	Carson Palmer
82	10/27/2013	ATL	10	Carson Palmer
83	11/17/2013	@ JAX	14	Carson Palmer
84	11/24/2013	IND	4	Carson Palmer
85	11/24/2013	IND	26	Carson Palmer
86	12/1/2013	@ PHI	43	Carson Palmer
87	12/8/2013	STL	7	Carson Palmer
88	10/12/2014	WAS	24	Carson Palmer
89	10/26/2014	PHI	80	Carson Palmer
90	9/20/2015	@ CHI	8	Carson Palmer
91	9/20/2015	@ CHI	28	Carson Palmer
92	9/20/2015	@ CHI	9	Carson Palmer
93	9/27/2015	SF	4	Carson Palmer
94	9/27/2015	SF	8	Carson Palmer
95	10/11/2015	@ DET	2	Carson Palmer
96	11/1/2015	@ CLE	6	Carson Palmer
97	12/27/2015	GB	3	Carson Palmer
98	1/3/2016	SEA	17	Carson Palmer
99	9/11/2016	NE	3	Carson Palmer
100	9/11/2016	NE	1	Carson Palmer
101	9/18/2016	TB	4	Carson Palmer
102	10/6/2016	@ SF	21	Drew Stanton
103	10/6/2016	@ SF	29	Drew Stanton

THIRD-YOUNGEST TO 14,000

After posting 132 receiving yards against the 49ers in Week 10, **Fitzgerald** reached 14,052 career receiving yards. At 33 years, 74 days old, Fitzgerald became the third-youngest player in NFL history to reach 14,000 career receiving yards.

NFL Record – Youngest to 14,000 Receiving Yards

Rnk	Player	Age
1	Randy Moss	32 years, 275 days
2	Jerry Rice	33 years, 16 days
3	Larry Fitzgerald	33 years, 74 days
4	Andre Johnson	34 years, 162 days
5	Terrell Owens	35 years, 13 days

Fitzgerald is one of just seven players in NFL history - and the only active player - with 14,000 career receiving yards and 100+ receiving TDs.

NFL Players with 13,000+ Receiving Yards/90+ TDS

Player	Yards	TDS
Jerry Rice+	22,895	197
Terrell Owens	15,934	153
Randy Moss	15,292	151
Tony Gonzalez	15,127	111
Tim Brown+	14,934	100
Marvin Harrison+	14,580	128
Larry Fitzgerald	14,116	103

+Hall of Fame Inductee

CATCHES COMING IN BUNCHES

WR **Larry Fitzgerald** hauled in six receptions for 63 yards last week against the Vikings.

Fitzgerald - who established a franchise single-season record with 109 receptions in 2015 - is on pace to eclipse that mark in 2016, in his 13th NFL season. He ranks second in the NFL with 74 receptions in 2016.

NFL Leaders – Receptions (2016)

Rnk	Player (Team)	Rec
1	Antonio Brown (Pit)	77
2	Larry Fitzgerald (AZ)	74
3	Stefon Diggs (Min)	67
4	A.J. Green (Cin)	66
5	Mike Evans (TB)	65

Fitzgerald's 74 receptions are the most in franchise history through the first 10 games of a season.

Franchise Record – Receptions Thru 1st 10 Games

Rnk	Player (Year)	Rec
1	Larry Fitzgerald (2016)	74
2	Larry Fitzgerald (2015)	73
3	Larry Fitzgerald (2009)	71
4	Larry Fitzgerald (2005)	70
5	Larry Centers (1996)	67

GETTING 5 PER GAME

The 2016 season marks the first time in his career that Fitzgerald has had at least five catches in each of the first 10 games.

With 100 catches in 2016, Fitzgerald would become one of just seven players in NFL history with at least four 100-catch seasons.

NFL History – Seasons with 100+ Receptions

Rnk	Player	100+	Years
1	Brandon Marshall	6	2007, 2008, 2009, 2012, 2013, 2015
2t	Andre Johnson	5	2006, 2008, 2009, 2012, 2013
2t	Wes Welker	5	2007, 2008, 2009, 2011, 2012
4t	Marvin Harrison	4	1999, 2000, 2001, 2002
4t	Jerry Rice	4	1990, 1994, 1995, 1996
4t	Reggie Wayne	4	2007, 2009, 2010, 2012

Back-To-Back Games with 10+ Receptions

Fitzgerald recorded 10 receptions in Week 8 vs. Carolina and 12 receptions in Week 10 vs. San Francisco, giving him 10+ receptions in back-to-back games for the first time in his career. Fitzgerald joins Anquan Boldin (2 straight in '05 and '08) as the only players in franchise history with 10+ receptions in back-to-back games in a season.

FITZ AT 196 GAMES PLAYED

In the Cardinals matchup at Minnesota last week, **Fitzgerald** appeared in his 196th career game. Only three players in franchise history have appeared in more games than Fitzgerald.

Franchise Record - Career Games Played

Rnk	Player (Years)	Games
1	Jim Bakken (1962-78)	234
2	Jim Hart (1966-83)	199
3	Jackie Smith (1963-77)	198
4	Larry Fitzgerald (2004-)	196
5	Roger Wehrli (1969-82)	193

A STREAK FOR THE AGES

After hauling in six receptions against the Vikings last week, WR **Larry Fitzgerald** now has at least one catch in 189 consecutive games. In addition to representing a franchise record, that also represents the longest active streak in the NFL. The Jets Brandon Marshall is second with a reception in 154 straight games.

Fitzgerald's 189 consecutive games with a reception is the fourth-longest streak in NFL history.

Consecutive Games with a Reception (NFL Record)

Rnk	Player (Team)	Gms
1	Jerry Rice (1985-2004)	274
2	Tony Gonzalez (2000-2013)	211
3	Marvin Harrison (1996-2008)	190
4	Larry Fitzgerald (2004-)	189
5	Hines Ward (1998-2010)	186

OVER 2,000 VS. THE 49ERS

Following his performance vs. the 49ers in Week 10, **Fitzgerald** now has 154 receptions for 2,067 yards in his career vs. San Francisco. In NFL history, only Jerry Rice had more receiving yards against a single opponent.

NFL History – Receiving Yards vs. Single Opponent

Rnk	Player (Years)	Yds	Opponent
1	Jerry Rice (1985-2004)	2,731	Atlanta
2	Jerry Rice (1985-2004)	2,551	St. Louis/L.A.
3	Larry Fitzgerald (2004-present)	2,067	San Francisco
4	Reggie Wayne (2002-2014)	2,028	Jacksonville
5	Jerry Rice (1985-2004)	2,025	New Orleans

REACHING THE TOP 10

After hauling in six receptions against the Vikings last week, Fitzgerald now has 1,092 career receptions. He now needs just three catches to pass Hall of Famer Tim Brown for fifth place on the NFL's all-time receptions list.

NFL All-Time Receptions Leaders

#	Rec	Player	Years	Rec. Needed To Pass
1	1,549	Jerry Rice+	1985-2004	458
2	1,325	Tony Gonzalez	1997-2013	234
3	1,102	Marvin Harrison+	1996-2008	11
4	1,101	Cris Carter+	1987-2002	10
5	1,094	Tim Brown+	1988-2004	3
6	1,092	Larry Fitzgerald*	2004-	-
7	1,078	Terrell Owens	1996-2010	-
8	1,070	Reggie Wayne	2001-2014	-
9	1,069	Jason Witten*	2003-	-
10	1,062	Andre Johnson	2003-2016	-

+Hall of Fame Inductee *Active Player

Fitzgerald ranks 11th all-time with 14,115 receiving yards for his career.

NFL All-Time Receiving Yardage Leaders

#	Yards	Player	Years	Yds Needed To Pass
1	22,895	Jerry Rice+	1985-2004	8,781
2	15,934	Terrell Owens	1996-2010	1,820
3	15,292	Randy Moss	1998-2012	1,178
4	15,208	Isaac Bruce	1994-2009	1,094
5	15,127	Tony Gonzalez	1997-2013	1,013
6	14,934	Tim Brown+	1988-2004	820
7	14,580	Marvin Harrison+	1996-2008	466
8	14,448	Steve Smith Sr.*	2001-	334
9	14,345	Reggie Wayne	2001-2014	231
10	14,185	Andre Johnson	2003-2016	71
11	14,115	Larry Fitzgerald*	2004-	-
12	14,004	James Lofton+	1978-1993	-
13	13,899	Cris Carter+	1987-2002	-
14	13,777	Henry Ellard	1983-1998	-
15	13,518	Anquan Boldin*	2003-	-

+Hall of Fame Inductee *Active Player

With 103 TD receptions, Fitzgerald ranks eighth on the NFL's all-time TD receptions list.

NFL Career Leaders—Touchdown Receptions

Rnk	TDS	Player (Years)
1	197	WR Jerry Rice (1985-04)+
2	156	WR Randy Moss (1998-12)
3	153	WR Terrell Owens (1996-10)
4	130	WR Cris Carter (1987-02)+
5	128	WR Marvin Harrison (1996-08)
6	111	TE Tony Gonzalez (1997-14)
7	109	TE Antonio Gates (2003-)#
8	103	WR Larry Fitzgerald (2004-)#
9t	100	WR Steve Largent (1976-89)+
9t	100	WR Tim Brown (1988-04)+

+Hall of Fame Inductee #Active Players

FITZ FOR 100 YARDS

Arizona's win over the 49ers in Week 10 was **Larry Fitzgerald's** 42nd career regular season 100-yard receiving game, extending his franchise record. Among active players, only Steve Smith, Sr. (51) and Brandon Marshall (46) have more 100-yard receiving games than Fitzgerald.

Franchise Record—Career 100-Yard Receiving Games

100-G	Player (Years)
42	Larry Fitzgerald (2004-)
27	Anquan Boldin (2003-09)
22	Jackie Smith (1963-77)
20	Roy Green (1979-90)
18	Rob Moore (1995-01)

Including postseason, Fitzgerald has 47 career 100-yard receiving games.

Fitzgerald's Career 100-Yard Games (Postseason Included)

Yds	Opponent	Rc
176*	vs. Green Bay, 1/16/16	8
172	at Minnesota, 11/26/06	11
171	vs. St. Louis, 12/30/07	11
166*	at Carolina, 1/10/09	8
160	vs. Philadelphia, 10/26/14	7
156	vs. San Francisco, 11/25/07	9
155	at NY Giants, 9/11/05	13
153	vs. Miami, 9/14/08	6
152*	vs. Philadelphia, 1/18/09	9
151	at Seattle, 11/16/08	10
149	vs. Seattle, 1/1/12	9
149	vs. San Francisco, 12/11/11	7
146	at Philadelphia, 11/13/11	7
143	vs. Minnesota, 12/6/09	8
141	at Detroit, 11/13/05	9
136	at St. Louis, 10/7/07	9
136	vs. Carolina, 10/9/05	9
134	vs. San Francisco, 9/27/15	9
133	at Washington, 9/18/11	7
133	vs. San Francisco, 9/10/06	9
132	vs. San Francisco, 11/13/16	12
130	@ Seattle, 11/15/15	3
130	vs. Seattle, 12/28/08	5
129	at San Francisco, 12/4/05	8
127*	vs. Pittsburgh, 2/1/09	7
125	at San Francisco, 1/2/11	11
125	at Carolina, 12/19/10	9
123	at Chicago, 11/8/09	9
122	at NY Jets, 9/28/08	8
120	vs. Pittsburgh, 9/30/07	10
117	@ San Francisco, 10/13/13	6
115	at Carolina, 10/26/08	7
114	vs. Philadelphia, 9/23/12	9
113	vs. San Francisco, 12/29/13	6
112	@ Chicago, 9/20/15	8
112	vs. St. Louis, 11/9/14	9
111	vs. Chicago, 12/23/12	8
109	at Washington, 9/21/08	7
107	at Minnesota, 11/7/10	7
105	at Cincinnati, 12/24/11	6
104	at St. Louis, 11/20/05	9
102	vs. NY Giants, 10/2/11	8
102	vs. Seattle, 11/6/05	8
102	vs. San Francisco, 10/2/05	7
101*	vs. Atlanta, 1/3/09	6
101	at New England, 12/21/08	3
100	at Seattle, 10/18/09	13

*Postseason

Fitzgerald's 100-Yard Games By Season

Year	100-G
2016	1
2015	3 (1 more in the postseason)
2014	2
2013	2
2012	2
2011	6
2010	3
2009	3
2008	7 (4 more in the postseason)
2007	4
2006	2
2005	7



DOMINANT IN THE POSTSEASON

During the 2008 postseason, WR **Larry Fitzgerald** had the most prolific playoff run of any wide receiver in NFL history. He shattered NFL records for receiving yards in a single postseason (546), receptions (30) and TDs (7). Fitzgerald recorded four 100-yard games in the postseason as well, a new NFL record for consecutive games with 100-yards receiving.



In the Divisional matchup vs. Green Bay last season, Fitzgerald looked just as dominant. He caught eight passes for 176 yards and scored the game-winning TD in the Cardinals OT victory over the Packers. *His 176 receiving yards set a new franchise postseason record.* Fitzgerald surpassed his own franchise record of 166 yards at Carolina (1/10/09) in the 2008 Divisional round.

Fitzgerald is the only player in NFL history to average at least 100+ receiving yards and a TD in every game played in the postseason.

Fitzgerald has more receiving yards (942) than any player in NFL history through his first nine career postseason games.

Receiving Yards In First 9 Postseason Games - NFL History

Rnk	Yds	Player, Years
1	942	Larry Fitzgerald, Arizona (2008-15)
2	856	Steve Smith, Carolina (2003-13)
3	847	Jerry Rice, San Francisco (1985-89)
4	781	Michael Irvin, Dallas (1991-94)
5	759	Isaac Bruce, St. Louis (1999-04)

The win over Green Bay marked Fitzgerald's fifth career 100-yard game in the playoffs. Only Jerry Rice (8) and Michael Irvin (6) have more 100-yard receiving games in the postseason than Fitzgerald.

Career 100-Yard Receiving Games In The Postseason - NFL History

Rnk	Player (Teams)	Gms
1	Jerry Rice (San Fran/Oakland)	8
2	Michael Irvin (Dallas)	6
3t	Larry Fitzgerald (Arizona)	5
3t	Andre Reed (Buffalo)	5
3t	John Stallworth (Pittsburgh)	5
3t	Hines Ward (Pittsburgh)	5

Fitzgerald has 150+ receiving yards in three postseason games in his career. *He is the only player in NFL history with at least three games of 150+ receiving yards in the playoffs.*

NFL Postseason History – Games with 150+ Receiving Yards

Rnk	Player	150+
1	Larry Fitzgerald	3
2t	Jerry Rice	2
2t	Fred Biletnikoff	2
2t	Steve Smith, Sr.	2

Fitzgerald and Hall of Fame WR Fred Biletnikoff (2 straight in 1968) are the only players in NFL history with 150+ receiving yards in back-to-back postseason games.

Fitzgerald had 170 yards and a TD receiving in the second half/OT against the Packers. No player in NFL history had more receiving yards in the second half/OT of a postseason game. The previous record was 157 yards by Jerry Rice on 1/22/89 vs. Cincinnati in Super Bowl XXIII.

Fitzgerald now has at least one TD reception in six of nine playoff games. He is one of just seven players in NFL history with at least 10 TD receptions in the postseason. Only Hall of Fame WRs Jerry Rice (22) and John Stallworth (12) have more TD receptions in the postseason.

Of the seven players in NFL history that have at least 10 career TD receptions in the postseason, only Fitzgerald (9) has played in fewer than 15 career playoff games.

Career TD Receptions In The Postseason - NFL History

Rnk	TDs	Player	Gms
1	22	Jerry Rice	29
2	12	John Stallworth	17
3t	10	Larry Fitzgerald	9
3t	10	Fred Biletnikoff	18
3t	10	Antonio Freeman	16
3t	10	Randy Moss	15
3t	10	Hines Ward	18

HEADING TO THE HALL?

Below is a look at the career of **Larry Fitzgerald** through his first 196 career games compared to the 25 modern era WRs currently in the HOF and where they stood at that point in their career.

At this point in his career, Fitzgerald has more receptions (1,092) than all of the receivers enshrined in Canton had through 196 games except for Marvin Harrison (1,102 in 190 career games). Fitzgerald also has more receiving yards (14,115) than all HOF receivers through 196 games played except Jerry Rice (16,918) and Harrison (14,580 in 190 career games).

Fitzgerald Vs. Modern Era WRs in the Hall of Fame (196 Games)								100-
Player, HOF Year	Years	G	Rec	Yds	Avg.	Y/G	TD	Yd G
Larry Fitzgerald	2004-	196	1,092	14,115	12.9	72.0	103	42
Marvin Harrison, '16	1996-08	190	1,102	14,580	13.2	76.7	128	59
Jerry Rice, '10	1985-04	196	1,088	16,954	15.6	86.5	158	62
Cris Carter, '13	1987-02	196	921	11,636	12.6	59.4	114	35
Art Monk, '08	1980-95	196	868	11,879	13.7	60.6	64	32
Tim Brown, '15	1988-04	196	867	12,386	14.3	63.2	87	39
Andre Reed, '14	1985-00	196	851	12,050	14.2	61.5	83	35
Steve Largent, '95	1976-89	196	809	12,943	16.0	66.0	99	40
Michael Irvin, '07	1988-99	159	750	11,904	15.9	74.9	65	47
James Lofton, '03	1978-93	196	661	12,287	18.6	62.7	62	38
Charley Taylor, '84	1964-77	165	649	9,110	14.0	55.2	79	21
Don Maynard, '87	1958, 60-73	186	633	11,834	18.7	63.6	88	50
Raymond Berry, '73	1955-67	154	631	9,275	14.7	60.2	68	23
Charlie Joiner, '96	1969-86	196	604	10,089	16.7	51.5	51	24
Fred Biletnikoff, '88	1965-78	190	589	8,974	15.2	47.2	76	21
Lance Alworth, '78	1962-72	136	542	10,266	18.9	75.5	85	41
John Stallworth, '02	1974-87	165	537	8,723	16.2	52.9	63	25
Bobby Mitchell, '83	1958-68	148	521	7,954	15.3	53.7	65	25
Tommy McDonald, '98	1957-68	152	495	8,410	17.0	55.3	84	24
Paul Warfield, '83	1964-77	157	427	8,565	20.1	54.6	85	22
Tom Fears, '70	1948-56	87	400	5,397	13.5	62.0	38	15
Elroy "Crazy Legs" Hirsch, '68	1946-57	127	387	7,029	18.2	55.3	60	-
Dante Lavelli, '75	1946-56	123	386	6,488	16.8	52.7	62	-
Pete Pihos, '70	1947-55	107	373	5,619	15.1	52.5	61	14
Bob Hayes, '09	1965-75	132	371	7,414	20.0	56.2	71	23
Lynn Swann, '01	1974-87	116	336	5,462	16.3	47.1	51	11
Avg. of 25 Hall of Fame WRs			632	9,889	15.6	60.9	78	-



In fact, Fitzgerald's career numbers already surpass those of many receivers that are currently in the HOF. He has more career receptions than 21 of the 25 receivers in the HOF: Swann (336), Hayes (371), Pihos (373), Lavelli (386), Hirsch (387), Fears (400), Warfield (427), McDonald (495), Mitchell (521), Stallworth (537), Alworth (542), Biletnikoff (589), Berry (631), Maynard (633), Taylor (649), Irvin (750), Joiner (750), Lofton (764), Largent (819), Monk (940) and Reed (951).

He has more career receiving yards than 22 of the 25 receivers in the HOF: Fears (5,397), Swann (5,462), Pihos (5,619), Lavelli (6,488), Hirsch (7,029), Hayes (7,414), Mitchell (7,954), McDonald (8,410), Warfield (8,565), Stallworth (8,723), Biletnikoff (8,974), Taylor (9,110), Berry (9,275), Alworth (10,266), Maynard (11,834), Irvin (11,904), Joiner (12,146), Monk (12,721), Largent (13,089), Reed (13,198), Carter (13,899) and Lofton (14,004).

A Career Full of Accomplishments:

- Franchise career leader in receptions (1,092), receiving yards (14,115), receiving TDs (103), total TDs (103) and 100-yard receiving games (42). His seven 1,000-yard seasons are also a franchise record.
- One of just five players in NFL history to record at least 1,400 receiving yards in a season four times in their career: Jerry Rice (6), Randy Moss (4), Marvin Harrison (4) and Andre Johnson (4).
- At 28 years, 74 days old, he became the third-youngest player in NFL history to reach 70 career receiving TDs behind only Randy Moss (26 years, 269 days old) and Hall of Famer Jerry Rice (28 years, one day old).
- At 32 years, 97 days old, he became the youngest player in NFL history to reach 1,000 career receptions.
- At 31 years, 102 days old, he became the youngest player in NFL history to reach 900 career receptions.
- At 30 years, 57 days old, he became the youngest player in NFL history to reach 800 career receptions.
- At 30 years, 85 days old, he became the youngest player in NFL history to reach 11,000 receiving yards.
- In 2010, he became the first player in NFL history to record 90+ receptions five times in their first seven seasons.
- During the 2008 postseason, he broke virtually every major playoff receiving record, establishing new single-season marks for receptions (30), receiving yards (546) and TDs (7). His four 100-yard receiving games in the postseason established a new NFL record for consecutive games with 100 yards receiving.
- His 10 TD receptions in nine career postseason games are an NFL record for a player in their first nine career playoff contests.
- With a then franchise-record 103 receptions during the 2005 season, he became the youngest player in NFL history to record a 100-catch campaign when he reached the mark at 22 years, 123 days old.
- Led the NFL in receiving TDs in both the 2008 (12) and 2009 (13) seasons. In addition to his 10 receiving TDs in 2007, he became the first player in franchise history to record at least 10 TDs in three consecutive seasons.
- At 29 years, 44 days old, joined Randy Moss (28 years, 314 days) as the only players in NFL history to reach 10,000 career receiving yards before the age of 30.
- One of just seven players in NFL history to record 14,000+ receiving yards and 100+ TD receptions in their career.
- One of just nine players in NFL history with at least 10 TDs in five different seasons.

FLOYD GOES FOR 100

Fifth-year WR **Michael Floyd** - the Cardinals first round selection (13th overall) in the 2012 NFL Draft - caught five passes for 101 yards against the 49ers in Week 10, including a key 26-yard reception on the Cardinals game-winning drive in the fourth quarter.

It was Floyd's 12th career 100-yard outing and first of the 2016 season.

Floyd's Career 100-Yard Games

Yds	Opponent	Rec
193	@ Jacksonville, 11/17/13	6
166	@ San Francisco, 12/30/12	8
153	@ San Francisco, 12/28/14	8
119	San Diego, 9/8/14	5
114	San Francisco, 9/21/14	5
113	@ Seattle, 11/15/15	7
111	Green Bay, 12/27/15	6
106	@ Cleveland, 11/1/15	4
104	Indianapolis, 11/24/13	7
104	@ St. Louis, 12/6/15	7
102	Minnesota, 12/10/15	5
101	San Francisco, 11/13/16	5



Dating back to last season, Floyd has 100+ receiving yards in six of his last 18 regular season games. Prior to that 18-game stretch, Floyd had posted 100+ receiving yards six times in 55 career games.

FLOYD HAULS IN 22ND TOUCHDOWN VS. THE JETS

Floyd caught his 20th career TD pass in Arizona's victory over the Buccaneers in Week 2. It was a one-yard reception from QB Carson Palmer in the second quarter, the shortest TD catch of his career.

In Week 4 vs. the Rams, Floyd hauled in TD reception #21 when he caught a 5-yarder from Palmer in the second quarter. In Week 6 vs. the Jets, Floyd hauled in his third TD reception of the season - and 22nd of his career - with a nine-yarder in the fourth quarter.

Prior to this season, Floyd had made a habit of covering long distances on his receptions in the NFL - especially his TD catches. Last season, he posted a team-high nine receptions of 30+ yards, including catches of 49, 45, 41 and 32 yards in the final four games.

Of his 22 career TD receptions, 13 have covered at least 20 yards.

NELSON HEATING UP IN 2016

Second-year WR **J.J. Nelson** - the team's fifth round selection (159th overall) in the 2015 NFL Draft out of Alabama-Birmingham - had one of the best games of his NFL career against the Panthers in Week 8, hauling in a career-high eight receptions for 79 yards and a career-high two TDs. Prior to his outing against the Panthers, Nelson's career-high for receptions in a game was four - and he had just two TD receptions in 17 career games.

With injuries hitting the Cardinals WR corps, Nelson has been given a bigger role in the offense and has responded with his production. He has 14 receptions for 192 yards and two TDs in the last four games - after totaling just four receptions for 35 yards in his first five games played this season (missed Week 2 with a shoulder injury).

Against Seattle in Week 7, Nelson hauled in three receptions for a game-high 84 yards, including a 40-yard reception in overtime.

For the season, Nelson has 18 receptions for 243 yards and two TDs, and is averaging 13.5 yards per catch.

Nelson Shined When Called Upon as a Rookie

Nelson seizing his opportunities this season isn't a surprise, as he did the exact same thing as a rookie in 2015, when he saw an increased role against the Bengals in Week 11 due to an injury to WR Michael Floyd. Nelson responded with four receptions for a game-high 142 yards (35.5 avg.) against Cincinnati, including a 64-yard TD catch in the third quarter. Nelson's 142 receiving yards were the most by a rookie in a game in 2015.

2015 NFL Rookie Leaders - Receiving Yards (Game)

Rnk	Player (Team)	Yds	Opponent
1	J.J. Nelson (AZ)	142	11/22 vs. Cincinnati
2	Amari Cooper (Oak)	134	9/27 at Cleveland
3	Amari Cooper (Oak)	133	10/25 at San Diego
4	Matt Jones (Was)	131	11/15 vs. New Orleans
5	Stefon Diggs (Min)	129	10/18 vs. Kansas City

Last year, Nelson had 11 receptions for 299 yards and two TDs. He averaged 27.2 yards per catch. Nelson's 11 receptions in '15 covered 38, 20, 12, 23, 64, 36, 19, 19, 34, 22 and 12 yards.



BROWN BREAKS OUT AGAINST THE RAMS

After missing the vast majority of training camp and preseason action due to a concussion, WR **John Brown** got off to a slow start in 2016. Through the first three games he totaled eight receptions for 92 yards.

That changed in Week 4 against the Rams. Brown more than equaled those totals in the first half vs. Los Angeles, when he had eight receptions for 95 yards at the halfway point. Brown finished the game having tied a career high with 10 receptions for 144 yards. It marked his fourth career 100-yard outing.

After catching just two passes total in the first two games this season, Brown has at least four receptions and 49 yards receiving in four his last seven outings. When Brown missed the Cardinals Week 7 game vs. Seattle due to hamstring issues, it was the first game he has missed in his NFL career.

Brown Shines in First Two Seasons

In his first two seasons NFL seasons, Brown - the team's third round selection (91st overall) in the 2014 NFL Draft - was a potent weapon in the Arizona passing attack.

In his first 31 career games, he registered 113 receptions for 1,699 yards and 12 TDs. In franchise history, only three players had more receptions than Brown in their first two seasons (Larry Fitzgerald-161, Anquan Boldin-157, Frank Sanders-121).

Franchise History - Receptions in 1st 2 Seasons

Rnk	Player (Years)	Rec
1	Larry Fitzgerald (2004-05)	161
2	Anquan Boldin (2003-04)	157
3	Frank Sanders (1995-96)	121
4	John Brown (2014-15)	113
5	David Boston (1999-00)	111

Only two players in team history had more receiving yards than Brown (Fitzgerald-2,189 and Boldin-2,000).

Franchise History - Receiving Yards in 1st 2 Seasons

Rnk	Player (Years)	Yards
1	Larry Fitzgerald (2004-05)	2,189
2	Anquan Boldin (2003-04)	2,000
3	John Brown (2014-15)	1,699
4	Frank Sanders (1995-96)	1,696
5	David Boston (1999-00)	1,629

Only two players (Fitzgerald-18 and Sonny Randle-16) had more TD receptions.

Franchise History - TD Receptions in 1st 2 Seasons

Rnk	Player (Years)	TDs
1	Larry Fitzgerald (2004-05)	18
2	Sonny Randle (1959-60)	16
3t	John Brown (2014-15)	12
3t	Mal Kutner (1946-47)	12
5	Dave Williams (1967-68)	11

Brown entered the league with a record-breaking season as a rookie in 2014, setting an NFL rookie record with four game-winning TD receptions. In 2015, despite being hampered by a hamstring injury, he totaled 65 receptions for 1,003 yards and seven TDs. Brown posted the biggest game of the season - and his career - in Week 6 at Pittsburgh, when he hauled in a career-high 10 receptions for a career-high 196 yards.

A PAIR OVER 1,000

WRs **Larry Fitzgerald** (1,215) and **John Brown** (1,003) both went over 1,000 yards receiving in 2015. It represented just the fifth time in team history - and first time since 2009 - that the Cardinals had multiple receivers go over 1,000 yards in a single season.

For Fitzgerald, it was his seventh career 1,000-yard season. Of the five seasons in which the Cardinals had multiple 1,000-yard receivers, Fitzgerald has been involved in four of them.

Franchise History - Multiple 1,000-Yard Receivers

Year	Players (Yards)
2015	Larry Fitzgerald (1,215) and John Brown (1,003)
2009	Larry Fitzgerald (1,092) and Anquan Boldin (1,024)
2008	Larry Fitzgerald (1,431), Anquan Boldin (1,038), Steve Breaston (1,006)
2005	Larry Fitzgerald (1,409) and Anquan Boldin (1,402)
1997	Rob Moore (1,584) and Frank Sanders (1,017)

A PRO BOWL TALENT

CB **Patrick Peterson** earned his fifth Pro Bowl selection - and fourth at cornerback - (Kick Returner, 2011; Cornerback, 2012-15) in 2015. He was also named first-team All-Pro at corner for the second time in his career (2013, '15).

He joins RBs Jim Brown, Barry Sanders and Emmitt Smith as the only players in NFL history to be chosen to five Pro Bowls before their 26th birthday. He is the only defensive player in NFL history to earn that distinction.

Five Pro Bowls Before the Age of 26 – NFL History

Player	Pro Bowls	Team
CB Patrick Peterson	5, 2011-15	Arizona
RB Jim Brown	5, 1957-61	Cleveland
RB Barry Sanders	5, 1989-93	Detroit
RB Emmitt Smith	5, 1990-94	Dallas



NO ONE LIKE #21

"By far just one of the best in the game, hands down. He's going to follow you from your house to his house, from the sideline to the cricket field and back."

- NY Giants All-Pro WR Odell Beckham, Jr. on CB Patrick Peterson

"I think Patrick Peterson definitely is my number one corner in my book. You know if you're playing the Cardinals and if you're the best receiver on your team, you know 21 is going to be lining up across from you."

- Steelers All-Pro WR Antonio Brown

The Cardinals selected CB **Patrick Peterson** with the fifth overall pick in the 2011 NFL Draft and in his first five NFL seasons he earned five Pro Bowl selections and was named first-team All-Pro three times. He has proven to be one of the most unique talents in NFL history. His most important role has been as a shutdown CB in the AZ secondary.

Peterson has started all 90 games at CB in his NFL career. Despite opposing QBs avoiding his side of the field, Peterson has registered 19 INTs since 2011, the third-highest total in the NFL during that span among active players.



NFL Leaders – Interceptions (2011-16)

Rnk	Player (Team)	INTs
1	Richard Sherman (Sea)	30
2	Reggie Nelson (Oak)	24
3	Patrick Peterson (AZ)	19
4t	Aqib Talib (Den)	18
4t	Earl Thomas (Sea)	18
4t	Kurt Coleman (Car)	18

Peterson Back-to-Back Games with INT - Keeps Climbing Franchise List

Combined with his INT of Jameis Winston in Week 2, Peterson's one-handed, highlight reel interception against the Bills in Week 3 gave him an INT in back-to-back games for the first time since the 2013 season. It also gave him 19 career INTs, tied for 16th on the franchise all-time list.

Franchise Career Interception Leaders

Rnk	Player (Years)	INTs
1	Larry Wilson (1960-72)	52
2	Aeneas Williams (1991-2000)	46
3	Roger Wehrli (1969-82)	40
4	Night Train Lane (1954-59)	30
5	Pat Fischer (1961-67)	29
6	Adrian Wilson (2001-12)	27
7	Kwamie Lassiter (1995-2002)	24
8	Norm Thompson (1971-76)	22
9t	Jerry Davis (1948-51)	21
9t	Ray Ramsey (1950-53)	21
11t	Cedric Mack (1983-90)	20
11t	Tim McDonald (1987-92)	20
11t	Jerry Norton (1959-61)	20
11t	Billy Stacy (1959-63)	20
11t	Ken Stone (1977-80)	20
16t	Patrick Peterson (2011-)	19
16t	Marshall Goldberg (1939-48)	19
16t	Jimmy Hill (1955-64)	19

MATHIEU OUT WITH SHOULDER INJURY

S **Tyrann Mathieu** had started every game this season and had just recently begun to display the form that made him a Defensive Player of the Year candidate in 2015 when he suffered a should injury against the Panthers in Week 8 that kept him out of the last two games (vs. SF; @ Min).



Working his way back from the knee injury that ended his 2015 campaign early, Mathieu began playing his normal safety spot closer to the line of scrimmage for the first time in Week 5 at San Francisco. In the Cardinals victory over the Jets in Week 7 he led the team with six tackles, two passes defended and also recorded his first INT of the 2016 campaign.

All-Pro Season Cut Short in 2015

Mathieu had an All-Pro season in '15 despite the torn ACL he suffered while recording an INT at Philly in Week 15. Mathieu was named to his first career Pro Bowl and earned first-team All-Pro honors from the Associated Press.

In 14 games played last season, Mathieu registered 89 tackles, a team-high 16 passes defended, 5 INTs (TD), 11 tackles for loss and a forced fumble. His five INTs were tied for third in the NFC at the time of the injury.

NFC Interception Leaders in 2015 (at time of injury)

Rnk	Player (Team)	INTs
1	Kurt Coleman (Car)	7
2	Trumaine Johnson (StL)	6
3t	Tyrann Mathieu (AZ)	5
3t	Rashad Johnson (AZ)	5
2t	Josh Norman (Car)	4
2t	Earl Thomas (Sea)	4
2t	Luke Kuechly (Car)	4

MATHIEU'S 2015 SEASON HIGHLIGHTS

NFC Player of the Month

Mathieu was named the "NFC Defensive Player of the Month" for his performance in November. He helped lead the Cardinals to an undefeated record in November (4-0) by posting 27 tackles (24 solo), two INTs and five passes defended. He became just the second player in team history to be named "Defensive Player of the Month" (Kwamie Lassiter, 2001).

Wreaking Havoc in the Division

In five division games last season, Mathieu registered four INTs (1 TD), 33 tackles, eight passes defended and a forced fumble. Mathieu finished the Cardinals Week 12 victory over San Francisco with a career-high 13 tackles, an INT, two passes defended and a tackle for loss.

Shining in Primetime

Mathieu finished the Sunday Night Football matchup against the Eagles in Week 15 with five tackles, an INT and a pass defended. In the Cardinals five primetime wins this season Mathieu had 34 tackles, four tackles for loss, a sack, two INTs and six passes defended.

A Career Performance Against the Niners in Week 3

Mathieu played the best game of his NFL career against the 49ers in Week 3, finishing with five tackles, a tackle for loss and two INTs. He returned the first of his two INTs 33 yards for a TD. Mathieu was named NFC Defensive Player of the Week for his effort against the Niners.

JEFFERSON RAISES HIS GAME

Through the first 10 games of the 2016 season, fourth-year S **Tony Jefferson** has recorded 64 tackles, ranks second on the team with 10 tackles for loss, and has added a sack, two passes defended, two forced fumbles, two fumble recoveries and three QB hits.

Johnson's 10 tackles for loss are the most in the NFL among defensive backs this season.

In their most recent positional rankings, Pro Football Focus has Jefferson as the fifth-highest rated safety in the NFL in 2016. Jefferson has the best run-stopping grade of any safety (98.2).

Originally signed by the Cardinals as a rookie free agent out of Oklahoma in 2013, Jefferson has appeared in every game (58 regular season; 3 postseason) during his first three-plus NFL seasons. Jefferson's 10 starts in 2016 already represent a career-high for a single season.

Jefferson had the best season of his career in 2015, starting seven of 16 games played during the regular season and both playoff contests and setting career highs with 75 tackles, two INTs, two sacks, five passes defended and three forced fumbles. He also led the team with 19 tackles in the postseason.



JONES HAVING AN ALL-PRO YEAR

When the Cardinals completed a trade with the Patriots to acquire Pro Bowl LB **Chandler Jones** in March, they acquired one of the NFL's premier pass rushers. Through the first 10 games this season, Jones has more than lived up to his billing as one of the league's premiere perimeter defenders.

Through 10 games, Jones has 37 tackles, a team-high 11 tackles for loss, a team-high 8.0 sacks, three-forced fumbles, two fumble recoveries, nine QB pressures and a team-high 18 QB hits. According to ProFootballReference.com, Jones is the only player in the NFL this season with at least 8.0 sacks, three-forced fumbles and two fumble recoveries.

In the Cardinals matchup against the Vikings last week, Jones recorded five tackles, a sack, two tackles for loss and a forced fumble. That came one week after he posted his 11th career multi-sack performance and first as a member of the Cardinals.

Jones Career Multi-Sack Games

Sacks	Opponent	Date
3.0	at Buffalo	9/20/15
2.5	at Indianapolis	10/18/15
2.0	San Francisco	11/13/16
2.0	Tennessee	12/20/15
2.0	Miami	10/29/15
2.0	at Minnesota	9/14/14
2.0	Pittsburgh	11/3/13
2.0	at NY Jets	10/20/13
2.0	NY Jets	9/12/13
2.0	at Seattle	10/14/12
1.5	Miami	12/14/14

AMONG THE NFL SACK LEADERS

Since entering the NFL in 2012, Jones has collected 44.0 sacks, 13 forced fumbles, four fumble recoveries and 252 tackles.

He joins Houston's J.J. Watt, Denver's Von Miller, Washington's Ryan Kerrigan and Cincinnati's Carlos Dunlap as the only five players in the NFL with 200+ tackles, 40+ sacks and 11+ forced fumbles since 2012.

Dating back to the 2013 season, his second in the NFL, Jones now has 38.0 sacks. That is the fifth-best total in the NFL during that span.

NFL Leaders – Sacks (2013-16)

Rnk	Player (Team)	Sacks
1	J.J. Watt (Hou)	50.0
2	Justin Houston (KC)	40.5
3t	Von Miller (Den)	39.5
3t	Ryan Kerrigan (Was)	39.5
5	Chandler Jones (AZ)	38.0

Following his sack and forced fumble vs. the Vikings last week, Jones now has 4.0 sacks in his last four games.



GOLDEN BEGINS ON A SACK SPREE

Second-year LB **Markus Golden** registered 2.0 sacks of 49ers QB Blaine Gabbert in Week 5, giving him at least one sack in each of the first five games this season. That represents the longest streak in franchise history to begin a season and it tied the second-longest streak in franchise history overall.

The streak came to an end in Week 6 vs. the Jets.

Franchise Record—Consecutive Games with a Sack

Rnk	Player (Year)	Gms
1	DE Curtis Greer (Games 13-16, 1984-Games 1-3, 1985)	7
2t	LB Markus Golden (Games 1-5, 2016)	5
2t	DE Chike Okeafor (Games 12-16, 2006)	5
2t	DE Curtis Greer (Games 6-10, 1984)	5
2t	DE Al Baker (Games 12-16, 1984)	5
6t	LB Chandler Jones (Games 1-4, 2016)	4
6t	LB John Abraham (Games 7-10, 2013)	4
6t	DT Darnell Dockett (Games 8-11, 2009)	4
6t	DE Bertrand Berry (Games 1-3, 6, 2008)	4
6t	DE Bertrand Berry (Games 11-14, 2004)	4
6t	DE Simeon Rice (Games 1-4, 1996)	4
6t	DL Eric Swann (Games 10-13, 1995)	4
6t	DE Curtis Greer (Games 2-5, 1983)	4

Despite playing in just 10 games this season, Golden has already established a career-high with 6.0 sacks (had 4.0 in 15 games as a rookie in 2015). He joined DE Curtis Greer (6.5 in 1983) as the only players in franchise history with at least 6.0 sacks through the first five games of a season.

Before he was held without a sack in Week 6 against the Jets, Golden had at least a partial sack in seven consecutive games dating back to last season. He has 9.0 sacks in his last 15 games overall, after totaling 1.0 sack in his first nine career games.

Golden also finished the game vs. San Francisco with career-highs in both tackles (11) and sacks (2.0) while adding three tackles for loss.

Through the first 10 games this season, Golden has totaled 46 tackles, 10 tackles for loss, 6.0 sacks, a pass defensed, two forced fumbles, 14 QB pressures and 12 QB hits.



A VERSATILE DEFENDER

When the Cardinals selected **Deone Bucannon** in the first round (27th overall) of the 2014 NFL Draft, he became just the second safety ever selected by the team in the first round - and first since 1978.

As a rookie in 2014, Bucannon was named the PFWA's All-Rookie team at safety after recording 75 tackles, 2.0 sacks, a forced fumble and a fumble recovery. What made Bucannon so unique during his inaugural season was his ability to play inside the box as a dollar linebacker.

Bucannon flourished in that role again last season as the team utilized a player with a rare combination of size and speed.

In his second NFL season, Bucannon led the team with 127 total tackles. He also tied for the team lead with 17 tackles for loss, while adding three forced fumbles, two fumble recoveries, three sacks and an INT he returned 39 yards for a TD. Bucannon led or tied for the team lead in tackles in eight of 16 games last season and he had at least seven tackles in 12 of 16 games.

According to Stats, Inc., Bucannon and Carolina first-team All-Pro LB Thomas Davis were the only players in the NFL last season with 100+ tackles, 3.0+ sacks, an INT, and at least three forced fumbles.

In Week 5 at San Francisco this season, Bucannon established a new career high with 15 total tackles. Two games later he matched that total, as he finished the game against the Seahawks in Week 7 with 15 tackles. After totaling 21 tackles through the first four games, Bucannon now has 60 tackles in the last six contests - and leads the team with 81 tackles on the season.



HISTORIC PERFORMANCE IN WEEK 5

Arizona's longest tenured defensive player (only All-Pro WR Larry Fitzgerald has spent more seasons with the team), DT **Calais Campbell** is in his ninth season with the Cardinals and has appeared in 132 games with the team.

Perhaps none of those games was more impressive than the outing he put together in the Cardinals victory over San Francisco in Week 5. His final tally was four tackles, 2.0 sacks, two tackles for loss, two QB hits, an INT and a safety.

Since individual sacks became an official statistic in 1982, Campbell became just the second player with 2.0+ sacks, an INT and a safety in a game, joining Baltimore's Adalius Thomas (2.0 sacks, INT, safety) who did so on 9/17/06 vs. Oakland.

Moving Up the All-Time Sacks List

Campbell has 3.0 sacks so far this season and 51.5 sacks for his career. He sits alone in third place on the franchise career sacks list.

Franchise Career Leaders—Sacks

Rnk	Sacks	Player, Years
1	66.0	Freddie Joe Nunn, DE, 1985-93
2	53.5	Simeon Rice, DE, 1996-2000
3	51.5	Calais Campbell, DT, 2008-16
4	50.5	Curtis Greer, DE, 1980-88
5	47.5	Ken Harvey, LB, 1988-93

Defending the Pass

Dating back to 2011, Campbell has registered 34 passes defensed. Among all NFL defensive linemen, only Houston's J.J. Watt and the NY Giants Jason Pierre-Paul have more in that span. Campbell has six passes defensed in 2016, including a season-high two last week vs. Minnesota.

NFL Leaders—Passes Defensed, D-Line (2011-16)

Rnk	Player (Team)	PD
1	J.J. Watt (Houston)	45
2	Jason Pierre-Paul (NY Giants)	36
3	Calais Campbell (Arizona)	34
4t	Cameron Jordan (New Orleans)	25
4t	Carlos Dunlap (Cin)	25



CATANZARO CONNECTS FROM 60

K **Chandler Catanzaro** connected on a 60-yard FG in the fourth quarter against the Bills in Week 3. It represents the second-longest FG in franchise history (Jay Feely, 61 yards).



Franchise Record—Longest FG

Rnk	Player	Dist	Opponent
1	Jay Feely	61	10/14/12 vs. Buf
2	Chandler Catanzaro	60	9/25/16 at Buf
3t	Jay Feely	55	12/12/10 vs. Den
3t	Neil Rackers	55	10/24/04 vs. Sea (2)
3t	Greg Davis	55	9/17/95 at Det
3t	Greg Davis	55	12/19/93 at Sea

Prior to hitting the 60-yard against Buffalo, Catanzaro's career-long was 51 yards. He entered the game having made two FGs of 50+ yards in his career.

Catanzaro became just the 14th player in NFL history to connect on a FG attempt of 60+ yards. It was just the 16th FG of 60+ yards in NFL history.


All-Time FGs of 60+ Yards

Rnk	Player (Team)	Dist	Opponent
1	Matt Prater (Den)	64	12/8/13 vs. Tennessee
2t	David Akers (SF)	63	9/9/12 at Green Bay
2t	Sebastian Janikowski (Oak)	63	9/12/11 at Denver
2t	Jason Elam (Den)	63	10/25/98 vs. Jacksonville
2t	Tom Dempsey (NO)	63	11/8/70 vs. Detroit
6	Matt Bryant (TB)	62	10/22/06 vs. Philadelphia
7t	Greg Zuerlein (StL)	61	11/8/15 at Minnesota
7t	Justin Tucker (Bal)	61	12/16/13 at Detroit
7t	Jay Feely (Ari)	61	10/14/12 vs. Buffalo
7t	Sebastian Janikowski (Oak)	61	12/27/09 at Cleveland
11t	Chandler Catanzaro (AZ)	60	9/25/16 at Buffalo
11t	Greg Zuerlein (StL)	60	9/30/12 vs. Seattle
11t	Dan Carpenter (Mia)	60	12/5/10 vs. Cleveland
11t	Rob Bironas (Ten)	60	12/3/06 vs. Indianapolis
11t	Morten Anderson (NO)	60	10/27/91 vs. Chicago
11t	Steve Cox (Cle)	60	10/21/84 at Cincinnati

Catanzaro's 60-yarder against the Bills in Week 3 marked just the fourth FG of 60+ yards made in the last four seasons.

THIRD GAME WINNER FOR CATANZARO

Third-year K **Chandler Catanzaro** made all three FG attempts (39, 19 and 34 yards) in the win over the 49ers in Week 10. His 34-yard FG as time expired gave the Cardinals the 23-20 victory. It was the third game-winning FG in Catanzaro's career.



Catanzaro's Career Game-Winning FGs

Opponent	Final	Game-Winner
11/13/16 vs. SF	23-20	34 yards with 0:00 remaining
12/10/15 vs. Min	23-20	47 yards with 1:23 remaining
11/22/15 vs. Cin	34-31	32 yards with 0:06 remaining

Breakout Year in 2015

K **Chandler Catanzaro** connected on 28 FG attempts and tied the franchise record with 53 PATs in '15. His 137 points ranked third in the NFL in 2015.

NFL Leaders - Scoring (2015)

Rnk	Player (Team)	Pts (Scores)
1	Stephen Gostkowski (NE)	151 (33 FG, 52 PAT)
2	Graham Gano (Car)	146 (30 FG, 56 PAT)
3	Chandler Catanzaro (AZ)	137 (28 FG, 53 PAT)
4	Blair Walsh (Min)	135 (34 FG, 33 PAT)
5	Josh Brown (NYG)	134 (30 FG, 44 PAT)

Catanzaro's 137 points in 2015 represent the second-highest single-season total in franchise history. Only Neil Rackers (140 in 2005) scored more points in a season.

MEDIA GUIDE AVAILABLE ONLINE

The Arizona Cardinals 2016 Media Guide is available online through the team's official website. The guide can be accessed by visiting the following link: <http://www.azcardinals.com/news/media-guide.html>.

The 2016 version of the media guide contains:

- Front Office/Coaching/Player Bios
- 2015 Season in Review
- Team Records
- Franchise History
- Media Contacts, Stadium Info, NFL Weekly Schedule



ONE OF THE BEST IN THE GAME

In December of 2015, CB **Justin Bethel** signed a three-year contract extension that keeps the three-time Pro Bowler in Arizona through the 2018 season.



The Cardinals sixth-round selection (177th overall) in the 2012 NFL Draft, Bethel has been named to the Pro Bowl as a special teamer each of the last three seasons. Now in his fifth NFL season, Bethel has registered 74 special teams tackles, three blocked FGs and a blocked PAT on special teams. He has led the Cardinals in special teams tackles each of the last three seasons and leads the way in 2016 with seven through 10 games.

Career Highlights

- The Cardinals first selection of the sixth round (177th overall) of the 2012 draft, Bethel has played in all 74 games in four-plus seasons and totaled 74 special teams tackles, three blocked FGs, a blocked PAT, three forced fumbles and two fumble recoveries on special teams. He has led the team in special teams tackles each of the last three years, including a career-best 21 in 2013.
- Posted the first blocked PAT of his career in the Cardinals matchup vs. the Vikings last week.
- Joins current Cardinals radio analyst Ron Wolfley (1986-89) as the only players in franchise history to earn multiple Pro Bowl selections as a special teams player.
- Saw most significant playing time on defense of his career in 2015, starting five games during the season and both playoff contests. Totaled 29 tackles, two INTs (one returned for TD) and nine passes defended.
- Signed three-year contract extension with the Cardinals on 12/5/15 that keeps him under contract through the 2018 season.

ARIZONA BLOCK PARTY

Dating back to 2008, the Cardinals have blocked an NFL-high 19 FG attempts. After registering three blocked kicks in '14, Arizona registered multiple kicks in seven consecutive seasons (2008-14), including five seasons with at least three blocks in that span.

Most Blocked FG Attempts (2008-present)

Block	Team
19	Arizona
12	Seattle
11	Chicago
9	Buffalo
9	NY Giants
9	Oakland



Arizona has blocked 22 total kicks (19 FG, 2 Punts, 1 PAT) since 2008, also an NFL-high. CB **Justin Bethel** blocked his first career PAT last week in Minnesota.

Most Blocked Kicks (FG, PAT, Punt) – 2008-present

Block	Team	Type
22	Arizona	FG (19), Punt (2), PAT (1)
21	Oakland	FG (9), Punt (7), PAT (5)
21	Seattle	FG (12), Punt (8), PAT
19	Chicago	FG (11), PAT (5), Punt (3)
17	Miami	Punt (9), FG (6), PAT (2)
17	NY Giants	FG (9), PAT (5), Punt (3)
17	Tampa Bay	Punt (10), PAT (4), FG (3)

Of the Cardinals 19 blocked FG attempts since 2008, the team has gotten nine from CB **Justin Bethel** and DT **Calais Campbell**.

Bethel's Blocked FG Attempts

11/2/14 @ Dallas

With Arizona holding a 14-10 lead, Cowboys K Dan Bailey lined up for a 35-yard FG attempt with just three seconds remaining in the first half. Bethel came around the end and blocked the kick, preserving the Cards four-point lead.

11/10/13 vs. Houston

Just like the attempt in Dallas, Houston was attempting a FG on the final play of the first half. With the Texans leading 17-14, Randy Bullock lined up for a 40-yard attempt with four seconds remaining in the second quarter. Bethel came off the edge to blocked the attempt, and Arizona would come back to win the game by three points (27-24).

9/15/13 vs. Detroit

The Cardinals trailed the Lions 21-19 early in the fourth quarter when Bethel blocked a 47-yard FG attempt by Detroit's David Akers. Two possessions later, Arizona scored the go-ahead TD in the 25-19 win.

Campbell with a Half Dozen

Standing 6-8, Campbell has blocked six FG attempts in his career, the most recent coming in Week 1 of the '12 season vs. Seattle.

During the 2011 season, Campbell tied Seattle's Red Bryant for the NFL lead with three blocked FGs.

ALL OR NOTHING: A SEASON WITH THE ARIZONA CARDINALS

"Has anyone ever won an Emmy and a Super Bowl in the same calendar year? Because the Cardinals have a pretty good shot, thanks to an unprecedented decision to allow NFL Films behind the scenes for their entire 2015 season. The result is a game-changing sports documentary in "All or Nothing." - Will Brinson, CBSSports.com

In a collaboration with Amazon and NFL Films, the Cardinals are featured in a groundbreaking series, *All or Nothing*, which premiered exclusively on Amazon Video in July.

Drafting off NFL Films' huge success in the sports reality genre, *All or Nothing* offers fans a glimpse into the week-to-week drama that unfolds within the lives of players, coaches and owners of an NFL franchise during the course of the regular season. It is the first series in the history of the NFL to exclusively capture the behind-the-scenes stories – both on and off the field -- of a single team over the course of an entire season

"We take tremendous pride in the dedicated and talented people that make up our organization and welcomed this opportunity to showcase them," said **Michael Bidwill**. "This unprecedented look into what it takes to compete in the National Football League is something that we think viewers will find fascinating."

All eight, hour-long episodes of *All or Nothing: A Season with the Arizona Cardinals* are available to all Amazon Prime customers via the Amazon Video app for TVs, connected devices including Fire TV, and mobile devices or online.

The show takes viewers inside the locker room, on the sidelines, and to the homes of Cardinals players and team personnel for an extraordinary view into the NFL's regular season, one that would culminate with the NFC Championship game and ultimately become the best regular season in franchise history.

- The series picks up with the Cardinals following the season-ending injury to QB **Carson Palmer** in 2014
- It follows the team's brain trust of Bidwill, general manager **Steve Keim** and head coach **Bruce Arians** starting with the 2015 NFL Draft and continuing throughout the season
- Along the way the series chronicles the on and off-field events in the lives of Arizona players, including Pro Bowlers Palmer, WR **Larry Fitzgerald**, CB **Patrick Peterson** and S **Tyrann Mathieu**, as well as RB **David Johnson**.

"This show gives customers a front row seat to some of the most exciting, never before seen, football action," said **Michael Paull**, Vice President, Digital Video at Amazon. "There is a thrilling story behind how these athletes compete on the field, and we are very excited to work with the NFL to deliver amazing programming for our customers."

HOW TO WATCH

All or Nothing this is available to all Amazon Prime customers.

FIND THE AMAZON HOME PAGE ON YOUR DEVICE: You can access the series from Amazon.com. If watching from a tablet or phone, download the Amazon app.

AFTER SIGNING IN, THERE ARE TWO WAYS TO FIND THE SHOW: You can search "All or Nothing" to take you to the series page. Or you can go to amazon.com/allornothing.

THERE ARE TWO VERSIONS OF THE SERIES TO CHOOSE FROM: You can pick the "Unrated" version, which includes the blue language uttered by Bruce Arians and others. You can pick the "Rated" TV-14 version, which edits the mature language and content. Viewers can also choose to watch with the dialogue in Spanish. All choices are available on the "All or Nothing" page on Amazon.com.

FOR MORE SPECIFIC INSTRUCTIONS FOR VARIOUS DEVICES: Visit www.amazon.com/howtostream to see Amazon's instructions for accessing Amazon from other devices, such as Amazon Fire, game consoles and smart TVs.

INTERNATIONAL INFORMATION: The series is available now on both amazon.co.uk and amazon.de in English. It is also available on amazon.co.jp in Japanese and German.

REACTION TO CARDINALS AND ALL-OR-NOTHING SERIES

"The entire series reaches its hilt with Fitzgerald's catch-and-run, but most of my favorite parts of All or Nothing happen in those quiet moments when the players get together. These take place everywhere — from the practice field to the locker room to various meetings — and are tiny pieces of football nerdery that fans rarely get to see." - Robert Mays, TheRinger.com

"After watching the new All or Nothing series from the Arizona Cardinals, NFL Films, and Amazon.com, one word best describes the most appropriate reaction: More. All or Nothing cements the Cardinals as a team that will attract a lot attention far beyond its home market." - Mike Florio, ProFootballTalk.com

"It has long been established that NFL Films is one of the best things the league has going for it. Along those lines, "Hard Knocks," the now-annual behind-the-scenes look at one team's training camp and preseason has become an incredibly popular franchise. But now NFL Films has taken things one step further, giving viewers an all-access pass for an entire season. The franchise to agree to such a thing? The Arizona Cardinals. Whether you're a fan of the Cardinals or not, if you love "Hard Knocks," "All or Nothing" is even better." - Shalise Manza Young, Yahoo!Sports.com

"All or Nothing" is "Hard Knocks" on steroids. Covers every game like a movie. I was blown away. - Peter Schragger, @PSchraggs

Would've loved to have played for this man @BruceArians. #NoRiskIt #NoBiscuit - Dwayne "The Rock" Johnson, @TheRock

This new Amazon show is really great. Highly recommend it. No doubt the future of Sports TV. - Ariel Helwani, @arielhelwani


I'm three episodes into Amazon's "All of Nothing" series on the @AZCardinals & it is absolutely superb. Can't recommend it enough. - Jimmy Traina, @JimmyTraina

Mannnnn, I can't wait for you guys to see #AllOrNothing. Incredible story and even better storytelling. - Rand Getlin, @Rand_Getlin

It's great in the summer to disconnect & take a break from football ... or watch @NFLFilms' #AllorNothing. So good. - Ian Rapoport, @RapSheet

Just finished All Or Nothing. Fantastic job, NFL Films. Steve and Ed would be proud. - Paul Domowitch, @pdomo

About to hit @amazon - a series about @AZCardinals 2015 March to the NFC Champ gm - it's fantastic. Fans get to see way behind the curtain!!! - Joe Buck, @Buck



CARDINALS PLAYER NOTES – OFFENSE

Quarterbacks

QB Carson Palmer – Set single-season franchise records in 2015 with 4,671 passing yards, 35 TD passes and a 104.6 passer rating. Was named second-team All-Pro and earned third career Pro Bowl selection. Threw for season-high 376 yards in Week 10 win vs. SF, his 47th career 300-yard passing game and 20th as a Cardinal, second-most in team history.

QB Drew Stanton – In his fourth year as Cardinals No. 2 QB. Started Week 5 win at SF and threw two TD passes in place of injured Carson Palmer. Saw most extensive action of his career in 2014, playing in nine games with eight starts.

Running Backs

RB Andre Ellington – Topped 1,000 yards from scrimmage in his first two seasons. Moved into No. 2 RB spot after Chris Johnson was placed on IR in Week 5.

RB David Johnson – Ranks second in the NFL with 1,373 yards from scrimmage and 10 rushing TDs. Leads the team with 12 total TDs (10 rushing, two receiving). Has four 100-yard rushing games this season, including three straight 100-yard in Games 5-7, with a season-high 157 yards in Week 5 win at SF.

RB Stepan Taylor – Fourth-year pro is a key special teams performer and had career-high four TDs in 2014.

RB Kerwynn Williams – Played in 15 games the last three seasons with the Cardinals as a reserve RB and on special teams.

Wide Receivers

WR John Brown – Pittsburg St product had seven TD receptions and 1,003 receiving yards in 2015 for his first career 1,000-yard season. Tied career high with 10 catches for 144 yards in Week 4 vs. LA.

WR Larry Fitzgerald – A nine-time Pro Bowler (the most in team history), he is the franchise's all-time leader in receptions, receiving yards, TDs and 100-yard receiving games. Reached 100 career TD receptions in Week 1 vs. NE. Leads team with 74 receptions for 749 yards and five TDs this season. Had season highs with 12 catches for 132 yards in Week 10 win vs. SF.

WR Michael Floyd – Now in his fifth season, led the team with five 100-yard games last season (all in his last eight games played). Second on the team with three TD catches this year and had season-high 101 yards on five receptions in Week 10 win vs. SF.

WR Brittan Golden – Elevated from practice squad in Week 5. Had 49-yard kickoff return in Week 11 at Min.

WR Chris Hubert – Rookie free agent was with Cardinals during preseason and re-signed in Week 8 after Jaron Brown was placed on IR.

WR J.J. Nelson – 2015 fifth-round pick had career-high eight catches and two TDs in Week 8 at Car, his first career multi-TD game.

Tight Ends

TE Darren Fells – Former college basketball player set career highs with 21 catches for 311 yards and three TDs in 2015.

TE Jermaine Gresham – Two-time Pro Bowler with Bengals leads the team's TEs with 17 receptions for 177 yards in 2016.

TE Hakeem Valles – Rookie free agent moved up from practice squad prior to Week 5 win at SF.

Offensive Line

C Evan Boehm – Fourth-round pick from Missouri established a school record with 52 consecutive starts for the Tigers.

G Taylor Boggs – Five-year veteran re-signed in Week 9 after spending preseason with Cardinals.

T D.J. Humphries – 2015 first-round pick from Florida is team's starting RT this season after not playing as a rookie.

G Mike Iupati – Starting LG earned fourth consecutive Pro Bowl selection in 2015, becoming first Cardinals OL to earn Pro Bowl honors since Lomas Brown in 1996.

T/G Ulrick John – Signed off Dolphins practice squad in Week 6 after Evan Mathis was placed on IR.

C A.Q. Shipley – Starting C in 2016 after playing in 12 games last year, serving mainly as a FB/lead blocker.

G Cole Toner – Fifth-round pick became first offensive lineman from Harvard drafted since Matt Birk was chosen in 1998.

G Earl Watford – Fourth-year pro became starting RG in Week 6 after Evan Mathis was placed on IR.

T John Wetzell – Took over as starting LT with Jared Veldheer placed on IR in Week 9. Started at LG for injured Mike Iupati in Week 6 win vs. NYJ.

CARDINALS PLAYER NOTES – DEFENSE

Defensive Line

DT Calais Campbell – Earned second consecutive Pro Bowl selection in 2015 and ranks third in franchise history with 51.5 career sacks. Had two sacks, including one for a safety, and an INT that set up a TD in Week 5 win at SF.

DT Rodney Gunter – 2015 fourth-round pick from Delaware St started 11 games at NT as a rookie last year.

DT Josh Mauro – Started seven games thus far in 2016. Played in 14 games in 2015, recording 22 tackles and a sack.

DT Robert Nkemdiche – First-round pick from Ole Miss was a two-time first-team All-SEC and second-team All-America selection.

DT Corey Peters – Returned after missing all of 2015 season with a torn Achilles. Tackled LeSean McCoy for a safety in Week 3 at Buf.

DT Olsen Pierre – Made season-opening 53-man roster after spending most of 2015 on Cardinals practice squad.

DT Frostee Rucker – 11th-year pro started 13 games last season and has 9.0 sacks in four seasons since signing with the Cardinals.

DT Ed Stinson – Third-year pro from Alabama played 15 games in 2015, collecting 20 tackles and a sack.

NT Xavier Williams – Made the team as an undrafted free agent in 2015 and has played in eight career games.

Linebackers

\$LB Deone Bucannon – 2014 first-round pick had career-high 15 tackles each in Week 5 at SF and Week 7 vs. Sea and leads Cardinals with 81 tackles this season. Had team-best 127 tackles last season while adding three sacks and an INT (returned for TD).

LB Markus Golden – 2015 second-round pick is second on the team with career-high 6.0 sacks this year, including at least one in each of the first five games this season.

LB Zaviar Gooden – Third-year pro elevated from practice squad in Week 11 after Gabe Martin was placed on IR.

LB Chandler Jones – Had a sack in each of the first four games and leads the team with 8.0 sacks and three forced fumbles this season. Acquired in trade with the Patriots in March, had career-high 12.5 sacks in 2015 to earn his first career Pro Bowl selection.

LB Kareem Martin – Converted to OLB in 2015 after playing on the D-line as a rookie. Had first sack of the season in Week 8 at Car.

LB Kevin Minter – 2013 second-round pick started every game the last two seasons. Had career-high 1.5 sacks in Week 5 win at SF.

LB Sio Moore – Fourth-year veteran signed with Cardinals in Week 12. Spent time with Colts and Chiefs in 2016.

LB Alex Okafor – Fourth-year pro had his best season in 2014 when he led the team with eight sacks.

Defensive Backs

CB Justin Bethel – Three-time Pro Bowl special teamer has led the Cardinals in special teams tackles each of the last three years. Recorded fourth career blocked kick when he blocked PAT in Week 11 at Min.

S Christian Bryant – Elevated from practice squad in Week 9. Played in nine games for Rams in 2015.

CB Marcus Cooper – Fourth-year pro was acquired in a trade with the Chiefs just prior to the season. Leads team with three INTs, including two (one returned for TD) in Week 2 win vs. TB when he was named NFC Defensive Player of the Week.

S Tony Jefferson – Has played in every game since making the team as a rookie free agent in 2013. Ranks second on the team with 64 tackles and also has 10 tackles for loss, a sack, two forced fumbles and two fumble recoveries.

S Tyrann Mathieu – Named first-team All-Pro and earned first career Pro Bowl honor in 2015 after recording 89 tackles, a sack and five INTs. Collected first INT of the season in Week 6 win vs. NYJ.

CB Patrick Peterson – Started every game for the Cardinals since being selected fifth overall in the 2011 draft and has two INTs this season. Chosen to fifth straight Pro Bowl and earned third career first-team All-Pro selection in 2015.

CB Tharold Simon – LSU product was claimed off waivers from Seattle in Week 2.

S D.J. Swearingen – Fourth-year pro has two INTs on the season, including one in Week 6 win vs. NYJ.

CB Brandon Williams – Third-round pick is in just his second year playing CB after converting from RB at Texas A&M.

CARDINALS PLAYER NOTES – SPECIALISTS

LS Aaron Brewer – Signed with Cardinals in Week 4 after serving as Denver's long snapper the last four seasons.

P Drew Butler – Punted in first three games this season before being waived/injured in Week 5. Re-signed in Week 11.

K Chandler Catanzaro – 2014 rookie free agent ranked third in the NFL with 137 points in 2015. Made career-long 60-yard FG in Week 3 at Buf (second-longest FG in franchise history) and is 12-15 on FGs this season, including 34-yard game-winner in Week 10 vs. SF.

ARIZONA CARDINALS 2016 TRANSACTIONS

Tue., Nov. 22	Signed LB Sio Moore and waived LB Joplo Bartu (hamstring) with an injury settlement. Signed LB Reshard Cliett to the practice squad
Fri., Nov. 18	Elevated LB Zaviar Gooden to the active roster from the practice squad and placed LB Gabe Martin (knee) on injured reserve
Wed., Nov. 16	Signed WR Jaron Brown to a one-year contract extension
Tue., Nov. 15	Re-signed P Drew Butler and released P Ryan Quigley
Tue., Nov. 1	Re-signed G Taylor Boggs and elevated S Christian Bryant from the practice squad to the active roster. Placed TE Ifeanyi Momah (wrist) and T Jared Veldheer (triceps) on injured reserve. Signed LB Zaviar Gooden and TE Brian Leonhardt to the practice squad and released G/T Martin Wallace from the practice squad
Wed., Oct. 26	Elevated WR Chris Hubert from the practice squad to the active roster and re-signed G/T Martin Wallace to the practice squad
Tue., Oct. 25	Placed WR Jaron Brown (knee) on injured reserve. Re-signed WR Chris Hubert to the practice squad and released G/T Martin Wallace from the practice squad
Wed., Oct. 12	Re-signed QB Zac Dysert to the practice squad
Tue., Oct. 11	Re-signed RB Kerwynn Williams
Mon., Oct. 10	Released QB Zac Dysert and signed G/T Martin Wallace to the practice squad
Sat., Oct. 8	Signed G/T Ulrich John from Miami's practice squad and placed G Evan Mathis (ankle) on injured reserve
Thu., Oct. 6	Elevated TE Hakeem Valles from practice squad to active roster and released RB Kerwynn Williams
Tue., Oct. 4	Elevated QB Zac Dysert and WR Brittan Golden from the practice squad to the active roster and re-signed RB Kerwynn Williams. Placed S Tyvon Branch (groin) and RB Chris Johnson (groin) on injured reserve and waived P Drew Butler (calf) with an injury settlement. Signed S Christian Bryan to the practice squad
Mon., Oct. 3	Signed LB Cap Capi to the practice squad
Thu., Sept. 29	Signed G Kaleb Johnson to the practice squad
Wed., Sept. 28	Signed LB Joplo Bartu, LS Aaron Brewer and P Ryan Quigley and placed LB Alani Fua (knee) on injured reserve
Tue., Sept. 27	Elevated TE Ifeanyi Momah from the practice squad to the active roster, placed TE Troy Niklas (wrist) on injured reserve and released LS Kameron Canaday and S Marqui Christian. Signed LB Cam Johnson to the practice squad and released LB Shaq Riddick from the practice squad
Wed., Sept. 14	Awarded waiver claim on CB Tharold Simon from Seattle and waived/injured LB Lamar Louis (quad)
Tue., Sept. 13	Re-signed WR Marquis Bundy to the practice squad and released WR Chris Hubert from the practice squad
Mon., Sept. 12	Re-signed CB Trevon Hartfield to the practice squad and released QB Aaron Murray from the practice squad
Tue., Sept. 6	Signed QB Zac Dysert and QB Aaron Murray to the practice squad
Sun., Sept. 4	Re-signed WR Chris Hubert, WR Brittan Golden, CB Harlan Miller, TE Ifeanyi Momah, RB Elijhaa Penny, T Givens Price, LB Shaq Riddick and TE Hakeem Valles to the practice squad
Sat., Sept. 3	Released 22 players: QB Matt Barkley, C Taylor Boggs, CB Cariel Brooks, DT Red Bryant, WR Marquis Bundy, LB Donald Butler, S Chris Clemons, T Rob Crisp, S Matthias Farley, WR Brittan Golden, CB Trevon Hartfield, WR Chris Hubert, G Antoine McClain, CB Harlan Miller, TE Ifeanyi Momah, RB Elijhaa Penny, T Givens Price, LB Shaq Riddick, WR Jaxon Shipley, TE Hakeem Valles, RB Kerwynn Williams, CB Ronald Zamort. Waived/injured LB Tristan Okpalauugo (knee).
Fri., Sept. 2	Agreed to a trade with Kansas City to acquire CB Marcus Cooper for an undisclosed conditional draft pick in the 2018 NFL Draft
Tue., Aug. 30	Placed CB Elie Bouka (leg) on injured reserve and reached an injury settlement with CB Alan Ball (quad)
Mon., Aug. 29	Released G Jake Bernstein, WR Amir Carlisle, TE Gerald Christian, T Clay DeBord, LS Daniel Dillon, DT Iosia Iosia, CB Asa Jackson, WR Franky Okafor, CB Shaun Prater, P Garrett Swanson, S Tyrequek Zimmerman. Placed CB Mike Jenkins (knee) on injured reserve and waived/injured QB Jake Coker (knee)
Tue., Aug. 16	Activated CB Justin Bethel (foot), S Tyrann Mathieu (knee), and DT Frostee Rucker (foot) from the PUP list
Mon., Aug. 15	Re-signed S Tyrequek Zimmerman and waived/injured S Durell Eskridge (arm)
Sun., Aug. 14	Signed DT Iosia Iosia and reached an injury settlement with LB Zack Wagenmann
Fri., Aug. 5	Signed WR Larry Fitzgerald to contract extension through 2017 season and QB Carson Palmer to contract extension through 2018 season
Thu., Aug. 4	Signed CB Alan Ball and released S Tyrequek Zimmerman
Tue., Aug. 2	Agreed to terms with S Tyrann Mathieu on a contract extension through the 2021 season
Sat., July 30	Signed WR Franky Okafor and released WR Rico Richardson
Wed., July 27	Signed LB Donald Butler and released LB Quayshawn Nealy
Tue., July 26	Placed CB Justin Bethel (foot), S Tyrann Mathieu (knee), DT Frostee Rucker (foot) and LB Zack Wagenmann (foot) on the Active/PUP list
Tue., July 19	Signed CB Mike Jenkins and released CB Carrington Byndom
Tue., June 7	Signed WR Rico Richardson and waived WR Jeff Beathard
Thu., June 2	Signed G Jake Bernstein, WR Marquis Bundy, and S Tyrequek Zimmerman
Wed., June 1	Waived G Edawn Coughman, WR Chris King, and S Brandon Person
Mon., May 9	Signed CB Brandon Williams (third round), C Evan Boehm (fourth round) and CB Harlan Miller (sixth round) to four-year contracts. Signed WR Chris Hubert and RB Elijhaa Penny and released RB Jared Baker and LB Mike Reilly
Fri., May 6	Signed DT Robert Nkemdiche (first round), S Marqui Christian (fifth round) and G Cole Toner (fifth round) to four-year contracts

ARIZONA CARDINALS 2016 TRANSACTIONS (CONTINUED)

Thu., May 5 Released G John Fullington

Wed., May 4 Released CB Kevin White, CB Joel Wilkinson, C Valerian Ume-Ezeoke and S Tyrequek Zimmerman

Mon., May 2 Agreed to terms with 16 free agents: RB Jared Baker, WR Jeff Beathard, CB Eli Bouka, LS Kameron Canaday, WR Amir Carlisle, QB Jake Coker, T Clay DeBord, LS Daniel Dillon, S Matthias Farley, CB Trevon Hartfield, WR Chris King, LB Lamar Louis, T Givens Price, P Garrett Swanson, TE Hakeem Valles, CB Ronald Zamort

Mon., Apr. 18 Restricted free agents WR Jaron Brown, S Tony Jefferson and S D.J. Swearinger signed their one-year contracts for 2016. Released DT Cory Redding

Fri., Apr. 15 Released RB Marion Grice and RB Robert Hughes

Mon., Apr. 11 Hired Adrian Wilson as a scout

Thu., Mar. 17 Agreed to terms on a one-year contract with RB Chris Johnson

Wed., Mar. 16 Agreed to terms on a one-year contract with G Evan Mathis

Tue., Mar. 15 Acquired LB Chandler Jones in a trade with New England for G Jonathan Cooper and Cardinals second-round selection (61st overall) in the 2016 NFL Draft

Mon., Mar. 14 Re-signed DT Red Bryant to a one-year contract and agreed to terms with TE Jermaine Gresham on a one-year contract

Fri., Mar. 11 Re-signed DT Josh Mauro and TE Ifeanyi Momah to one-year contracts. Both players were exclusive rights free agents

Thu., Mar. 10 Signed S Tyvon Branch to a two-year contract

Tue., Mar. 8 Agreed to terms on a two-year contract with QB Drew Stanton

Thu., Mar. 3 Extended one-year contract tenders to restricted free agents WR Jaron Brown, S Tony Jefferson and S D.J. Swearinger. Also offered one-year contract tenders to exclusive rights free agents DT Josh Maruo and TE Ifeanyi Momah

Mon., Feb. 22 Re-signed P Drew Butler

Fri., Feb. 19 Signed LB Tristan Okpalauugo to a one-year contract

Tue., Feb. 16 Re-signed S Chris Clemons to a one-year contract and signed CB Joel Wilkinson

Mon., Feb. 1 Re-signed TE Darren Fells to a one-year contract and signed CB Shaun Prater to a future contract for the 2016 season

Thu., Jan. 28 Signed CB Asa Jackson to a future contract for the 2016 season

Wed., Jan. 27 Signed CB Cariel Brooks to a future contract for the 2016 season

Tue., Jan. 26 Signed CB Carrington Byndom, T Rob Crisp, S Durrell Eskridge, RB Marion Grice, RB Robert Hughes, G Antoine McClain, LB Quayshawn Nealy, DT Olsen Pierre, WR Jaxon Shipley, T John Wetzel, and CB Kevin White to future contracts for the 2016 season

Thu., Jan. 7 Signed T Edawn Coughman to a future contract for the 2016 season

Tue., Jan. 5 Signed C Taylor Boggs, LB Mike Reilly, C Valerian Ume-Ezeoke, and S Tyrequek Zimmerman to future contracts for the 2016 season

Game 1

Patriots 23, CARDINALS 21

September 11, 2016 – University of Phoenix Stadium (64,864)

Facing the Patriots on Sunday Night Football, the Cardinals suffered a season-opening loss at home after missing a go-ahead FG try from 47 yards out with 41 seconds remaining. Arizona had clawed back from an early deficit to take a 1-point 4th quarter lead on the second of Larry Fitzgerald's two TDs. They were the 99th and 100th career scores for the future Hall of Famer who finished with 81 yards on 8 catches. But the Patriots answered. Making his 1st career start while filling in for a suspended Tom Brady, QB Jimmy Garoppolo led the Pats on a scoring drive and they went ahead 23-21 on a FG with 3:44 to go. When AZ could not convert its FG try on the ensuing drive, the game was decided in favor of the undermanned Pats, who were without Brady, TE Rob Gronkowski and a number of others.

The Patriots scored on their first two possessions of the game to take a 10-0 lead. First Garoppolo capped an 8-play, 74-yard drive with a 37-yard TD pass to an open WR Chris Hogan down the left sideline. Then Steven Gostkowski's 47-yard FG on the next drive made it 10-0. Arizona's first 3 offensive possessions ended in punts before momentum turned with an Arizona takeaway. With 10:30 to go before half and AZ trailing 10-0, LB Markus Golden sacked Garoppolo forcing a fumble that former Patriot Chandler Jones recovered in NE territory. A celebration penalty pushed it back to the AZ46 but the Cards were still in business. They moved to the NE3 in 10 plays - 6 of which were David Johnson runs - before Palmer connected with Fitzgerald on a TD to make it 10-7 at the half.

New England opened the 3rd quarter by moving 75 yards in 9 plays and went ahead 17-7 on an 8-yard LeGarrette Blount TD run. A Cards punt turned it back to NE with 7:00 to go in the 3rd. However, a Blount fumble forced by DT Frostee Rucker on the next snap was recovered by DT Calais Campbell at the NE33. Five plays later, David Johnson punched it in from a yard out to trim the deficit to 17-13. A 53-yard Gostkowski FG with 12:35 remaining made it 20-14. On the next drive, an incredible run from Johnson covered 45 yards to the NE 12; he initially was stopped at the line of scrimmage, spun outside, steadied himself with a hand on the ground and raced down the right sideline. Four plays later, a sliding, over-the-shoulder TD catch from Fitzgerald in the corner of the end zone put AZ up 21-20 with 9:46 left. The Pats, who were 10-16 on 3rd down in the game, converted 3 straight on the next drive as they moved 61 yards for a go-ahead FG that proved to be the game-winner.

Patriots	10	0	7	6	23
CARDINALS	0	7	7	7	21

Team	Qtr.	Time	Scoring Play	Drive	Score
Patriots	1	7:34	Hogan 37-yard pass from Garoppolo (Gostkowski kick)	8-74, 4:13	7-0
Patriots	1	1:00	Gostkowski 47-yard FG	12-63, 5:12	10-0
CARDS	2	4:06	Fitzgerald 3-yard pass from Palmer (Catanzaro kick)	11-54, 6:20	10-7
Patriots	3	10:00	Blount 8-yard run (Gostkowski kick)	9-75, 5:00	17-7
CARDS	3	4:29	D.Johnson 1-yard run (Catanzaro kick)	5-33, 1:51	17-14
Patriots	4	12:35	Gostkowski 53-yard FG	11-40, 6:54	20-14
CARDS	4	9:46	Fitzgerald 1-yard pass from Palmer (Catanzaro kick)	7-79, 2:49	20-21
Patriots	4	3:44	Gostkowski 32-yard FG	13-61, 6:02	23-21

STATISTICS

	NE	AZ
First Downs	19	21
3 rd Down Eff. (Pct)	10-16(63)	6-12 (50)
Total Plays	66	59
Avg. Gain	5.5	5.8
Rushes-Yards	31-106	19-92
Net Passing Yards	257	252
Total Net Yards	363	344
Passing (A-C-I)	33-24-0	37-24-0
Sacked by Opp.	2-7	3-19
Punts-Average	2-44.5	5-36.0
Fumbles-Lost	3-2	1-0
Penalties	8-69	6-58
Time of Possession	33:59	26:01

Weather: Indoor

RUSHING

Patriots: Blount 22-70, TD; Edelman 3-16; Garoppolo 4-12; White 1-4; Bolden 1-4.
CARDS: DJohnson 16-89, TD; CJohnson 1-2; Palmer 2-1.

PASSING

Patriots: Garoppolo 24-33, 264 yds, 1 TD, 0 INT.
CARDS: Palmer 24-37, 271 yds, 2 TD, 0 INT.

RECEIVING

Patriots: Edelman 7-66; White 5-40; Hogan 3-60, TD; Amendola 3-48; Bennett 3-14; Mitchell 2-33; Garoppolo 1-3.
CARDS: Fitzgerald 8-81, 2 TD; DJohnson 4-43; Gresham 4-41; Floyd 3-61; Ellington 2-8; Jabrown 1-18; Nelson 1-11; JoBrown 1-8.

INTERCEPTIONS

Patriots: None.
CARDS: None.

Game 2

CARDINALS 40, Buccaneers 7

September 18, 2016 – University of Phoenix Stadium (64,230)

The Cardinals evened their record at 1-1 thanks to a 33-point home win over Tampa Bay. It was scoreless after one quarter but AZ exploded for 24 straight in the 2nd thanks to Carson Palmer TD passes to 3 different receivers and a FG. In all the Cards enjoyed a 5-0 edge in takeaways (4 Jameis Winston INTs and a fumble). The defensive hero was CB Marcus Cooper, who was acquired by the Cards in a trade with KC 16 days earlier. The 4th year player recorded a pair of INTs, including one that he returned 60 yards for a TD. Larry Fitzgerald led all receivers with 6 catches for 81 yards and a TD while David Johnson had 143 scrimmage yards (98 receiving & 45 rushing). Palmer recorded win #30 in his 40th game as Cardinals starter and moved into 16th on the NFL's all-time passing yardage list passing Joe Montana.

The first of AZ's 5 total takeaways came on Tampa's opening drive of the game when Patrick Peterson picked a Winston deep pass intended for Mike Evans at the goal-line. Six seconds into the 2nd quarter, Fitzgerald's 4-yard TD catch opened the scoring. On the 2nd play of the next series, Winston's pass intended for Vincent Jackson was INT'd by Cooper who returned it to the TB19 and set-up a 22-yard Chandler Catanzaro FG. Down 10-0, the Bucs advanced to the AZ29 with 3:06 left before halftime and faced a 2nd-n-9. However Winston had the ball jarred loose in the pocket by a teammate and S Tony Jefferson recovered at the AZ32. A key 27-yard completion to WR Jaron Brown on 3rd-n-10 took it to the TB40, a 16-yard David Johnson run took it to the 25, and a 24-yard pass to Fitzgerald - initially ruled a TD - took it to the one. Palmer's TD pass to WR Michael Floyd on 3rd down made it 17-0 with 1:30 til intermission. Three Tampa incompletions ran just :17 off the clock and after the punt, AZ took over at its own 16 with 1:05 left. It was more than enough time for another TD as Palmer connected deep with WR Jaron Brown on a 51-yard scoring strike that made it 24-0 at the half.

Tampa opened the 3rd quarter with an 11-play, 75-yard drive that ended with their lone score of the day, a 19-yard TD pass from Winston to Evans. On the next play from scrimmage, David Johnson gathered in a short check-down from Palmer and took it 58 yards to the TB17. It led to another Catanzaro FG that made it 27-7. Tampa then moved to the AZ41 before Cooper struck again; he caught a Winston pass deflected by DT Josh Mauro and returned it 60 yards for a TD. Arizona added another TD early in the 4th when Chris Johnson's 3-yard run capped a 65-yard drive and provided the game's final score.

Buccaneers	0	0	7	0	7
CARDINALS	0	24	9	7	40

Team	Qtr.	Time	Scoring Play	Drive	Score
CARDS	2	14:54	Fitzgerald 4-yard pass from Palmer (Catanzaro kick)	11-67, 5:13	0-7
CARDS	2	11:44	Catanzaro 22-yard FG	6-14, 2:21	0-10
CARDS	2	1:30	Floyd 1-yard pass from Palmer (Catanzaro kick)	8-68, 1:36	0-17
CARDS	2	0:20	JaBrown 51-yard pass from Palmer (Catanzaro kick)	4-74, 0:45	0-24
Bucs	3	10:01	Evans 19-yard pass from Winston (Aguayo kick)	11-75, 4:59	7-24
CARDS	3	7:56	Catanzaro 40-yard FG	5-53, 2:05	7-27
CARDS	3	5:03	Cooper 60-yard INT return (kick failed)	--	7-33
CARDS	4	12:11	CJohnson 3-yard run (Catanzaro kick)	8-65, 4:47	7-40

STATISTICS

	TB	AZ
First Downs	21	20
3 rd Down Eff. (Pct)	5-13 (38)	6-14 (43)
Total Plays	76	65
Avg. Gain	4.0	6.4
Rushes-Yards	21-85	29-101
Net Passing Yards	221	315
Total Net Yards	306	416
Passing (A-C-I)	52-27-4	35-19-0
Sacked by Opp.	3-22	1-4
Punts-Average	6-47.0	6-46.5
Fumbles-Lost	1-1	0-0
Penalties	5-39	3-30
Time of Possession	30:57	29:03

Weather: Indoor

RUSHING

Bucs: Rogers 2-29; Sims 9-24; Martin 7-23; Winston 3-9.
CARDS: CJohnson 16-54 TD; DJohnson 12-45; Ellington 1-2.

PASSING

Bucs: Winston 27-52, 243 yds, 1 TD, 4 INT.
CARDS: Palmer 18-31, 308 yds, 3 TD, 0 INT; Stanton 1-4, 11 yds, 0 TD, 0 INT.

RECEIVING

Bucs: Evans 6-70, TD; Humphries 6-67; Jackson 4-44; Brate 3-16; Sims 3-4; Shepard 2-16; Sefarian-Jenkins 2-14; Shorts 1-12.
CARDS: Fitzgerald 6-81, 1 TD; Fells 4-31; DJohnson 3-98; JaBrown 2-78, TD; Floyd 2-8, TD; JoBrown 1-14; Ellington 1-9.

INTERCEPTIONS

Bucs: None.
CARDS: Cooper 2-83, TD; Peterson 1-25; Swearinger 1-0.

Game 3
Bills 33, CARDINALS 18
September 25, 2016 – New Era Field (68,647)

In a week 3 road game against Buffalo, the Cardinals fell behind early and could never catch up. The Bills notched their first win of the year with the 33-18 victory while Arizona fell to 1-2.

After the teams exchanged punts on the game's first 4 series, Buffalo took over at its own 22. On the first play, QB Tyrod Taylor rushed 49 yards to the AZ29 setting up a 19-yard Dan Carpenter FG. Buffalo's next drive started near midfield and one play after a 24-yard completion to WR Robert Woods took it to the AZ24, LeSean McCoy ran 24 yards for a TD. Leading 10-0, the Bills took over at the AZ 39 following a 31-yard Brandon Tate return of a Drew Butler punt; Butler injured his ankle on the play and K Chandler Catanzaro had to handle punting duties the rest of the way. The Bills could not capitalize on that field position though, as Patrick Peterson's 1-handed INT while tip-toeing down the right sideline ended the threat. AZ couldn't stop Buffalo on its next drive that also began with a short field. After taking over at their own 48, the Bills went up 17-0 when McCoy's 5-yard TD run capped a 6-play, 52-yard scoring drive. To that point, the Cardinals offense had failed to pick up a first down on its first 6 possessions of the game. However AZ would trim the deficit to 17-7 late in the 2nd with a lengthy 17-play drive that consumed 9:34 and ended with David Johnson's 4-yard scoring run.

While AZ got the ball to start the 3rd, it was the Bills who got the first points when Taylor scrambled for a 20-yard TD on 3rd-n-4. Now trailing 23-7, the Cards advanced to the BUF7 but could not convert on 2nd-n-1 or 3rd-n-1. On the ensuing FG try, a high snap was ultimately recovered but Buffalo's Aaron Williams at the 47 and he reced 53 yards for a TD to make it 30-7 with 2:25 left in the 3rd. Forced to go no-huddle, the Cards quickly moved 83 yards in 6 plays and David Johnson's 22-yard TD run made it 30-16 after the 2-point try was unsuccessful. Catanzaro then hit a 60-yard FG - one yard shy of the club record - that made it a 14-point game with 10:36 remaining. Four plays into the next Bills drive, AZ let a golden opportunity slip through its hands when Tyrann Mathieu forced a Taylor fumble but could not gather the loose ball before it went out of bounds. Another Carpenter FG with just inside of 5 minutes to play made it 33-16 and while a late Arizona safety and long return on the free kick would make it interesting, the Cards would not seriously threaten.

CARDINALS	0	7	6	5	18
Bills	10	7	13	3	33

Team	Qtr.	Time	Scoring Play	Drive	Score
Bills	1	3:29	Carpenter 19-yard FG	7-77, 3:51	0-3
Bills	1	0:55	McCoy 24-yard run (Carpenter kick)	5-53, 1:30	0-10
Bills	2	10:25	McCoy 5-yard run (Carpenter kick)	6-52, 2:51	0-17
CARDS	2	1:05	DJohnson 4-yard run (Catanzaro kick)	17-84, 9:34	7-17
Bills	3	10:31	Taylor 20-yard run (kick failed)	6-47, 2:49	7-23
Bills	3	2:25	A. Williams 53-yard fumble return (Carpenter kick)	--	7-30
CARDS	3	0:12	DJohnson 22-yard run (pass failed)	6-83, 2:13	13-30
CARDS	4	10:36	Catanzaro 60-yard FG	5-4, 2:19	16-30
Bills	4	4:48	Carpenter 45-yard FG	4-3, 1:42	16-33
CARDS	4	3:04	McCoy tackled in EZ for safety	--	18-33

STATISTICS

	AZ	BUF
First Downs	25	16
3 rd Down Eff. (Pct)	5-15 (33)	4-13 (31)
Total Plays	77	61
Avg. Gain	4.5	4.9
Rushes-Yards	22-88	32-208
Net Passing Yards	260	88
Total Net Yards	348	296
Passing (A-C-I)	50-26-4	25-14-1
Sacked by Opp.	5-27	4-31
Punts-Average	6-35.3	5-35.6
Fumbles-Lost	3-0	3-0
Penalties	8-50	9-75
Time of Possession	34:00	26:00

Weather: Sunny & clear; 64 degrees, 44% humidity, winds NNE 8 mph.

RUSHING

CARDS: DJohnson 19-83, 2 TD; CJohnson 2-5; Butler 1-0.

Bills: McCoy 17-110, 2 TD; Taylor 9-76, TD; Gillislee 3-20; JWilliams 3-2.

PASSING

CARDS: Palmer 26-50, 287 yds, 0 TD, 4 INT.
 Bills: Taylor 14-25, 119 yds, 0 TD, 1 INT.

RECEIVING

CARDS: Fitzgerald 7-60; JoBrown 6-70; Floyd 4-65; JaBrown 3-49; DJohnson 3-28; Fells 2-15.

Bills: Woods 6-51; Powell 3-28; McCoy 3-6; O'Leary 1-28; Goodwin 1-6.

INTERCEPTIONS

CARDS: Peterson 1-0.
 Bills: Gilmore 2-48; Graham 1-0; White 1-0.

Game 4
Rams 17, CARDINALS 13
October 2, 2016 – University of Phoenix Stadium (64,622)

In week 4, Arizona hosted the Rams for the first time since their move to Los Angeles. Like most match-ups between the clubs, it was a close, physical affair that came down to the wire. AZ led in most statistical categories (26-12 in 1st downs, 420-288 in total yards) but it was the Rams who made more pivotal plays and secured a win that upped their record to 3-1 and dropped the Cards to 1-3. WR John Brown led all receivers (10-144) and RB David Johnson had 124 scrimmage yards (83 rushing/41 receiving), becoming the 1st player in franchise history with 100+ in each of the season's 1st 4 games.

The scoring began when LA struck late in the 1st quarter. On 3rd-n-7 from his own 35, Rams QB Case Keenum threw a 13-yard pass to WR Brian Quick who broke a tackle and took it the rest of the way for a 65-yard TD. On Arizona's next series, a pair of Larry Fitzgerald receptions (22 yards) and Chris Johnson runs (26) along with a Rams personal foul took it to the LA13. Chris Johnson then ran it in from there but the TD was negated by a holding penalty. As a result, Chandler Catanzaro's 25-yard FG made it 7-3. On the next drive, a 23-yard reception by TE Lance Kendricks took it to the LA48 and on 3rd-n-12 from the LA46, Keenum found an open Kenny Britt on a 34-yarder to the AZ20. That led to a 29-yard Greg Zuerlein FG that extended the LA lead to 10-3. With 3:00 to go in the 1st half, the Cards had advanced to the LA33 but Palmer's deep pass was INT'd in the end zone by CB Trumaine Johnson. The Cards forced a 3-n-out on the subsequent Rams drive and regained possession at their own 20 with 1:48 left before intermission. Thanks largely to three John Brown receptions (15, 20, 18 yards) the Cards moved 80 yards in 8 plays and Palmer capped the drive with a 5-yard TD pass to WR Michael Floyd that tied the game at 10.

The Rams got the ball to start the 3rd quarter. After reaching the AZ43, Chandler Jones sacked Keenum forcing a fumble that he recovered himself. The Cards soon returned the favor. After they had reached the LA26, Palmer was sacked forcing a fumble recovered by the Rams at their own 31. Late in the 3rd, the Cards again marched deep into LA territory. The biggest play came on 3rd-n-3 from the AZ39 when Palmer lofted a 24-yard pass to WR JJ Nelson who tapped his toes at the LA37. A 24-yard David Johnson catch-n-run took it to the LA4 but AZ had to settle for another short Catanzaro FG that put the Cards up 13-10 on the last play of the 3rd quarter. Early in the 4th, the Rams went for it on 4th-n-5 at the AZ39 but turned it over on downs when Patrick Peterson knocked down a deep pass attempt. Three plays later though a David Johnson fumble turned it back over to the Rams at their own 41. LA would punt it back to the Cards but on 3rd-n-6 at the AZ39, Palmer was sacked and suffered a head injury that would sideline him for the rest of the day. Adding insult to the injury, Tavon Austin returned the ensuing punt 47 yards to the 34 and a tacked-on facemask penalty took it to the AZ19 with 5:09 left. Five plays later, Keenum's 4-yard TD pass to Quick made it 17-13 with 2:36 left. Drew Stanton came on to replace Palmer but on his 6th play was INT'd by S Mark Barron. After a 3-n-out and 3 AZ timeouts, the Cards took over at their own 31 with 1:01 left but they could not advance further than the LA37.

Rams	7	3	0	7	17
CARDINALS	0	10	3	0	13

Team	Qtr.	Time	Scoring Play	Drive	Score
Rams	1	1:59	Quick 65-yard pass from Keenum (Zuerlein kick)	6-90, 3:28	7-0
CARDS	2	12:18	Catanzaro 25-yard FG	12-68, 4:40	7-3
Rams	2	8:42	Zuerlein 29-yard FG	8-64, 3:37	10-3
CARDS	2	0:24	Floyd 5-yard pass from Palmer (Catanzaro kick)	8-80, 1:24	10-10
CARDS	3	0:00	Catanzaro 21-yard FG	12-72, 2:33	10-13
Rams	4	2:36	Quick 4-yard pass from Keenum (Catanzaro kick)	5-19, 2:33	17-13

STATISTICS

	LA	AZ
First Downs	12	26
3 rd Down Eff. (Pct)	6-14 (43)	6-13 (46)
Total Plays	55	75
Avg. Gain	5.2	5.6
Rushes-Yards	23-41	25-118
Net Passing Yards	247	302
Total Net Yards	288	420
Passing (A-C-I)	30-18-0	47-27-3
Sacked by Opp.	32-19	3-23
Punts-Average	6-46.2	4-42.3
Fumbles-Lost	1-1	2-2
Penalties	9-84	6-45
Time of Possession	27:51	32:09

Weather: Indoor

RUSHING

Rams: Gurley 19-33; Keenum 3-14; Austin 1-(6).

CARDS: DJohnson 17-83; CJohnson 6-34; Fitzgerald 1-1; Ellington 1-0.

PASSING

Rams: Keenum 18-30, 266, 2 TD, 0 INT.
 Cards: Palmer 23-36, 288 yds, 1 TD, 1 INT;
 Stanton 4-11, 37 yds, 0 TD, 2 INT.

RECEIVING

Rams: Kendricks 5-52; Gurley 5-49; Britt 4-82; Quick 2-69, 2TD; Austin 2-14;

CARDS: JoBrown 10-144; Fitzgerald 5-62; DJohnson 4-41; Floyd 3-36, TD; Fells 2-7; Nelson 1-24; JaBrown 1-7; Ellington 1-4.

INTERCEPTIONS

Rams: Barron 1-1; TJohnson 1-0; McDonald 1-0.
 Cards: None.

Game 5
CARDINALS 33, 49ers 21
October 6, 2016 – Levi's Stadium (70,178)

This Thursday night tilt in San Fran was a match-up of 1-3 teams desperate for a win. The Cardinals were on the road with just three days of preparation and without starting QB Carson Palmer who suffered a concussion the previous Sunday. But Arizona came through with a series of game-changing plays and again relied heavily on the combination of 13th-year WR Larry Fitzgerald and 2nd-year RB David Johnson. Those two combined for 266 of AZ's 296 yards from scrimmage and scored all 4 Cardinals TDs. Defensively, AZ sacked 49ers QB Blaine Gabbert 7 times – 2 each for DT Calais Campbell & LB Markus Golden - and also came up with 3 key takeaways. Cards back-up QB Drew Stanton delivered a mistake-free, 2-TD game and was sacked just once. All of it added up to a 33-21 Cardinals victory.

While the teams would ultimately combine to score 54, points were hard to come by early as the game's first 9 possessions ended in punts. San Fran got on the scoreboard late in the 2nd quarter thanks to a 10-play, 87-yard TD drive that ended with a 9-yard Gabbert TD pass to WR Jeremy Kerley; it was the 4th connection between the two on the drive. San Fran held onto that 7-0 at the 2:00 warning and faced a 3rd-n-10 at its own 24. But Cards LB Chandler Jones then batted Gabbert's pass in the air and Campbell snatched it for an INT that gave AZ the ball at the SF21. On the very next snap, Stanton and Fitzgerald hooked up on a 21-yard TD pass that tied the game going into intermission.

On the opening kickoff of the 2nd half, TE Ifeanyi Momah delivered an impressive and athletic play on kick coverage when he forced and recovered a fumble by Niners KR Chris Davis setting AZ up at the SF14. It appeared AZ would have to settle for a FG but a running-into-the-kicker penalty gave the Cards a fresh set of downs. They quickly took advantage on the next snap when Johnson ran it in from 4 yards out to give AZ a 14-7 lead. After a San Fran 3-n-out, the Cards moved 71 yards in 6 plays and went up 21-7 midway through the 3rd on a 21-yard Stanton pass to Fitzgerald. San Fran responded with its own lengthy drive, an 11-play, 82-yarder that ended with Carlos Hyde's 1-yard TD run. Down just 7, the 49ers soon got the ball back but on the 1st play of the 4th quarter, CB Marcus Cooper recorded his 3rd INT in 4 games and returned it to the SF24. That led to a 36-yard Catanzaro FG that again made it a two-score game. Another 3-n-out by the Niners was followed by a long AZ drive that consumed nearly half of the 4th quarter. On it the Cards passed once - a 21-yard catch-n-run by Johnson - and rushed 11 times including Johnson's 2-yard TD plunge that made it 31-14. The Niners added a late TD on a 1-yard Gabbert run but the Cards added the game's final points with 1:17 left when Campbell sacked Gabbert in the end zone for a safety.

CARDINALS	0	7	14	12	33
49ers	0	7	7	7	21

Team	Qtr.	Time	Scoring Play	Drive	Score
49ers	2	4:12	Kerley 9-yard pass from Gabbert (Dawson kick)	10-87, 4:46	0-7
CARDS	2	1:40	Fitzgerald 21-yard pass from Stanton (Catanzaro kick)	1-21, 0:06	7-7
CARDS	3	12:45	DJohnson 4-yard run (Catanzaro kick)	4-14, 2:10	14-7
CARDS	3	7:35	Fitzgerald 29-yard pass from Stanton (Catanzaro kick)	6-71, 3:19	21-7
49ers	3	1:54	Hyde 1-yard run (Dawson kick)	11-82, 5:51	21-14
CARDS	4	13:39	Catanzaro 36-yard FG	4-6, 1:16	24-14
CARDS	4	4:44	DJohnson 2-yard run (Catanzaro kick)	12-76, 7:12	31-14
49ers	4	1:52	Gabbert 1-yard run (Dawson kick)	13-75, 2:52	31-21
CARDS	4	1:17	Gabbert sacked in EZ by Campbell for safety	--	33-21

STATISTICS

	AZ	SF
First Downs	17	25
3 rd Down Eff. (Pct)	5-16 (31)	4-14 (29)
Total Plays	66	74
Avg. Gain	4.4	3.9
Rushes-Yards	37-172	36-151
Net Passing Yards	116	135
Total Net Yards	288	286
Passing (A-C-I)	28-11-0	31-18-2
Sacked by Opp.	1-8	7-27
Punts-Average	9-42.4	7-49.9
Fumbles-Lost	2-0	2-1
Penalties	7-50	4-34
Time of Possession	31:44	28:16

Weather: Clear; 75 degrees, 34% humidity, winds WNW 16 mph.

RUSHING

CARDS: DJohnson 27-157, 2 TD; Ellington 6-19; Taylor 2(-2); Stanton 2(-2).
 49ers: Hyde 22-78, TD; Gabbert 10-70, TD; Davis 2-4; Draughn 2(-1).

PASSING

CARDS: Stanton 11-28, 124 yds, 2 TD, 0 INT.
 49ers: Gabbert 18-31, 162 yds, 1 TD, 2 INT.

RECEIVING

CARDS: Fitzgerald 6-81, 2 TD; DJohnson 3-28; JoBrown 1-11; Gresham 1-4.
 49ers: Kerley 8-102; Hyde 6-36; Patton 2-16; Celek 1-4; Bell 1-4.

INTERCEPTIONS

CARDS: Cooper 1-12; Campbell 1-1..
 49ers: None.

Game 6
CARDINALS 28, Jets 3
October 17, 2016 – University of Phoenix Stadium (64,709)

In a Monday night home game against the Jets and former coordinator Todd Bowles, the Cards controlled the game from beginning to end. NY entered the night with the NFL's #2 ranked run defense, allowing just 68.4 rushing yards/game and had surrendered just 1 rushing TD in 5 games. But despite starting 2 back-up guards, the Cards offense was committed to the run and RB David Johnson rushed for 111 yards and 3 TDs. Overall, AZ enjoyed a 171-33 edge in rushing yards and did not give up a sack or commit a turnover. The defense surrendered just 230 total yards while recording a pair of takeaways and limiting the Jets to 2 for 13 on third down. It all added up to a decisive 25-point win that evened Arizona's record at 3-3 and gave the Cards their first win since 1975 over the Jets, who fell to 1-5 after dropping their 4th straight.

The Cards opened the scoring on their 2nd offensive possession of the game. On the first play after taking over at their own 42 following a Jets punt, Johnson patiently picked his way past several tackles at the line of scrimmage and exploded for a 58-yard TD jaunt down the left sideline. His run gave AZ its first points in the 1st quarter in 2016. The Jets trimmed it to 7-3 early in the 2nd quarter when Nick Folk's 39-yard FG capped a 7-play, 50-yard drive. On the ensuing drive, AZ moved 75 yards in 11 plays and punctuated it with a 2-yard Johnson TD run. The Cards took that 14-3 lead into the halftime locker room.

After the Jets opened the 3rd quarter with a 3-n-out, AZ took over at its own 32. The Cards would chew more than half of the 3rd quarter off the clock with a 14-play drive that ended with Johnson's 3rd rushing TD of the game, this one from 2 yards out. Down 21-3, the Jets moved deep into AZ territory on their next possession but on 3rd-n-7 from the AZ14, safety DJ Swearinger INT'd a Ryan Fitzpatrick pass in the end zone to kill the threat. For the 2nd straight possession, the Cards would launch a 14-play drive, this time moving 89 yards thanks in large part to four John Brown receptions that gained 47 yards. It ultimately ended when Carson Palmer and WR Michael Floyd connected on a 9-yard TD pass. Fitzpatrick was then pulled in favor of Geno Smith for what would be NY's final possession of the game. It ended when safety Tyrann Mathieu intercepted Smith to cap the complete team win.

Palmer returned to action after missing the previous game (concussion) and completed 23 of 34 passes for 213 yards; he had a TD but no INTs and was not sacked. Larry Fitzgerald was again the game's leading receiver with 6 catches for 49 yards. Referee Jerome Boger and his crew also played a prominent role in the game, marching off 19 total penalties for 147 yards.

Jets	0	3	0	0	3
CARDINALS	7	7	7	7	28

Team	Qtr.	Time	Scoring Play	Drive	Score
CARDS	1	9:51	DJohnson 58-yard run (Catanzaro kick)	1-58, 0:12	0-7
Jets	2	12:06	Folk 39-yard FG	7-50, 3:11	3-7
CARDS	2	6:43	DJohnson 2-yard run (Catanzaro kick)	11-75, 5:23	3-14
CARDS	3	5:24	DJohnson 2-yard run (Catanzaro kick)	14-68, 7:37	3-21
CARDS	4	8:20	Floyd 9-yard pass from Palmer (Catanzaro kick)	14-89, 7:26	3-28

STATISTICS

	NYJ	AZ
First Downs	11	28
3 rd Down Eff. (Pct)	2-13 (15)	6-11 (55)
Total Plays	52	70
Avg. Gain	4.4	5.7
Rushes-Yards	14-33	35-171
Net Passing Yards	197	225
Total Net Yards	230	396
Passing (A-C-I)	37-20-2	35-24-0
Sacked by Opp.	1-8	0-0
Punts-Average	7-42.1	5-40.0
Fumbles-Lost	1-0	3-0
Penalties	10-83	9-64
Time of Possession	23:58	36:02

Weather: Indoors

RUSHING

Jets: Forte 9-19; Powell 3-10; Fitzpatrick 1-2; GSmith 1-2.
 CARDS: DJohnson 22-111, 3 TD; Ellington 5-25; Nelson 2-23; Taylor 2-14; Palmer 3(-1); Stanton 1(-1).

PASSING

Jets: Fitzpatrick 16-31, 174, 0 TD, 1 INT; GSmith 4-6, 31 yds, 0 TD, 1 INT.
 CARDS: Palmer 23-24, 213 yds, 1 TD, 0 INT; Stanton 1-1, 12 yds, 0 TD, 0 INT.

RECEIVING

Jets: Peake 5-43; Anderson 4-24; BMarshall 3-70; Enuwa 3-42; Powell 3-12; JMarshall 1-11; Forte 1-3.
 CARDS: Fitzgerald 6-49; JoBrown 5-54; JaBrown 4-35; DJohnson 3-27; Floyd 2-22, TD; Nelson 2-16; Gresham 1-14; Fells 1-8.

INTERCEPTIONS

Jets: None
 CARDS: Swearinger 1-13; Mathieu 1-4.

Game 7
CARDINALS 6, Seahawks 6 (OT)

October 23, 2016 – University of Phoenix Stadium (65,089)

The Cards hosted Seattle in a pivotal week 7 showdown on Sunday Night Football. A Seahawks win would give them a 5-1 record and commanding lead atop the NFC West. An AZ win would pull the Cards to within half a game of the division lead approaching the season's midway point. But in one of the most unusual and unbelievable games in recent memory, the teams would leave University of Phoenix Stadium with neither a victory nor defeat. They fought to a 3-3 tie through 4 quarters before each squad hit a FG on its opening possession of overtime. Improbably, though, the teams would trade misses on short game-winning FG tries to close the extra period and the contest ended in a rare 6-6 tie. It was the first tie in Seahawks history and Arizona's first since 1986.

By nearly every statistical measure, the Cardinals dominated the game. They ran 90 offensive plays to Seattle's 57, owned a huge time of possession advantage (46:21-28:39) and against the league's #1 defense had a 443-257 edge in total yards. RB David Johnson carried much of the offensive load with 113 rushing yards and 58 receiving. Defensively, Arizona was completely dominant. AZ forced punts on the 1st nine Seattle possessions and didn't allow Seattle to cross midfield until a 4th quarter blocked punt set them up at the 22. But the Cardinals could not capitalize and let multiple opportunities for points slip away. The first of those came early in the 2nd quarter when they reached the SEA21 but Chandler Catanzaro's 39-yard FG try was blocked by LB Bobby Wagner who leapt over the long snapper. It was initially penalized but the flag was picked up by referee Terry McAulay. A 46-yard Catanzaro FG on the next AZ possession would put the Cards up 3-0. They had a chance to add to the lead right before the half after reaching the SEA25 but a Seattle sack resulted in the half expiring before the Cards could try a FG.

On their opening drive of the 3rd quarter, the Cards advanced to the SEA18 and opted to go for it on 4th-n-1 but Johnson was stopped for no gain. As the Arizona D continued to shut down the Seahawks dangerous offense, the Cards clung to that 3-0 lead late into the game. But with 4:44 to go and the Cards stalled at their own 38, Seattle's Tanner McEvoy blocked Ryan Quigley's punt and the Seahawks took over at the AZ22. The Cards D forced them to settle for a 40-yard Steven Hauschka FG that tied it with 4:00 remaining. Each team would get the ball back one more time in regulation but neither could get into scoring position and the game went to overtime.

The Cards won the toss and got the ball first. They would move to the 27 but couldn't convert on a 3rd-n-5 from there and Catanzaro's 45-yard FG made it 6-3. The Seahawks had a chance to respond and did. After moving 57 yards in 9 plays to the AZ18, Hauschka's 36-yarder tied it at 6-6. The next score by either team would win it and it looked that would be AZ. A 27-yard completion to TE Ifeanyi Momah took it to the SEA48 and then on 3rd-n-7 from the 45, JJ Nelson's catch-n-run took it to the 5. A Johnson sweep appeared to score but was marked out at the 1. After a delay of game penalty, Catanzaro was sent out for a 24-yard game-winner but his try hit the left upright. Seattle then took over at its own 20 with 3:19 left. A deep pass to Jermaine Kearse gained 31 yards to the AZ43 and two plays later, a 27-yard completion to Doug Baldwin took it to the 9. It appeared Seattle would escape with the victory but Hauschka's 28-yard FG try with just seconds remaining was wide left and the game ended deadlocked at 6.

Seahawks	0	0	0	3	3	6
CARDINALS	0	3	0	0	3	6

Team	Qtr.	Time	Scoring Play	Drive	Score
CARDS	2	3:11	Catanzaro 46-yard FG	15-53, 8:24	0-3
Seahawks	4	4:00	Hauschka 40-yard FG	4-0, 0:33	3-3
CARDS	OT	11:23	Catanzaro 45-yard FG	9-48, 3:37	3-6
Seahawks	OT	6:42	Hauschka 36-yard FG	9-57, 4:41	6-6

STATISTICS

	SEA	AZ
First Downs	11	23
3 rd Down Eff. (Pct)	3-14 (21)	10-21 (48)
Total Plays	57	90
Avg. Gain	4.5	4.9
Rushes-Yards	19-52	37-132
Net Passing Yards	205	311
Total Net Yards	257	443
Passing (A-C-I)	37-24-0	49-29-0
Sacked by Opp.	1-20	4-31
Punts-Average	9-46.0	7-32.7
Fumbles-Lost	2-0	1-0
Penalties	10-90	6-45
Time of Possession	28:39	46:21

Weather: Indoors

RUSHING

Seahawks: Michael 16-52; Collins 1-2; Prorise 1-0; Wilson 1-(-2).
CARDS: DJohnson 33-113; Palmer 1-8; Ellington 2-7; Nelson 1-4.

PASSING

Seahawks: Wilson 24-37, 225 yds, 0 TD, 0 INT.
CARDS: Palmer 29-49, 342 yds, 0 TD, 0 INT.

RECEIVING

Seahawks: Baldwin 6-69; Graham 5-53; Kerse 3-51; Michael 3-3; Prorise 2-17; Lockett 2-13; Richardson 1-10; McEvoy 1-10; Wilson 1-(-1).
CARDS: Fitzgerald 9-70; DJohnson 8-58; Floyd 5-65; Nelson 3-84; Momah 2-50; Gresham 2-15.

INTERCEPTIONS

Seahawks: None
CARDS: None

Game 8
Panthers 30, CARDINALS 20
October 30, 2016 – Bank of Stadium (74,088)

A week after battling the Seahawks for 75 minutes in a 6-6 Sunday night tie, the Cardinals traveled across the country for an early Sunday game against the Panthers who were coming off a bye. A rematch of the previous year's NFC Championship Game, Carolina scored the game's initial 24 points. The first 7 of them came on the contest's opening drive when officials mistakenly awarded Carolina a 46-yard fumble return TD on a play that was actually an incomplete forward pass. Two short Jonathan Stewart TD runs and a Graham Gano FG made it 24-0 with 2:45 left in the 1st half. But the Cards gamely battled back and while they outscored the Panthers 20-6 the rest of the way, it was not enough to make up the entire deficit. The loss dropped AZ to 3-4-1 at the season's midway point while Carolina improved to 2-5.

On the 5th play of the game, Carson Palmer was under pressure and tossed a short pass forward to David Johnson that fell incomplete. However, referee Walt Coleman and umpire Carl Paganelli ruled it a fumble that LB Thomas Davis returned 46 yards for a TD. Despite a technical issue that kept the network feed from the instant replay booth, replay official Lou Nazzaro chose to confirm the ruling on the field rather than stop the game for Coleman to review it. The Cards would then pick up just 2 first downs on their next 4 possessions - all of which ended in punts - while the Panthers added to their early lead. With 2:45 left in the 1st half and down 24-0, the Cards moved 75 yards in 9 plays as Palmer's 5-yard TD pass to WR JJ Nelson made it 24-7 at intermission.

The Panthers added Gano FGs on their opening 2 drives of the 3rd quarter to go up 30-7. Late in the quarter, Palmer again capped a 75-yard drive with a TD pass to a wide receiver, this time a 17-yarder to John Brown that made it 30-14. After a Panther 3-n-out, AZ found itself with a 1st-n-10 at the Carolina 46 to start the 4th quarter. But Coleman and his crew flagged the Cards on 3 straight plays to kill that drive. Their next would start at their own 8 but Palmer moved them 92 yards in 14 plays and with 5:01 left, another TD pass to Nelson made it 30-20 after the 2-point try failed. With 3:19 left, a Stewart fumble forced and recovered by S Tony Jefferson gave it to AZ at the CAR40. However, on the next play Palmer was INT'd at the line by DT Kony Ealy to dash any comeback hopes. Palmer would finish with 363 yards passing and 3 TDs but was under duress much of the afternoon and was sacked 8 times. AZ was also hampered by 10 total penalties flagged by Coleman and his mates.

CARDINALS	0	7	7	6	20
Panthers	14	10	6	0	30

Team	Qtr.	Time	Scoring Play	Drive	Score
Panthers	1	11:48	TDavis 46-yard fumble return (Gano kick)	--	0-7
Panthers	1	2:24	Stewart 2-yard run (Gano kick)	9-75, 3:54	0-14
Panthers	2	11:05	Stewart 1-yard run (Gano kick)	7-65, 3:40	0-21
Panthers	2	2:45	Gano 43-yard FG	13-35, 6:31	0-24
CARDS	2	0:20	Nelson 5-yard pass from Palmer (Catanzaro kick)	9-75, 2:25	7-24
Panthers	3	11:56	Gano 52-yard FG	8-41, 3:04	7-27
Panthers	3	7:18	Gano 21-yard FG	9-55, 3:07	7-30
CARDS	3	1:45	JoBrown 17-yard pass from Palmer (Catanzaro kick)	10-75, 5:33	14-30
CARDS	4	5:01	Nelson 4-yard pass from Palmer (pass failed)	14-92, 4:49	20-30

STATISTICS

	AZ	CAR
First Downs	22	19
3 rd Down Eff. (Pct)	4-12 (33)	6-14 (43)
Total Plays	64	64
Avg. Gain	5.3	5.5
Rushes-Yards	10-24	36-141
Net Passing Yards	316	208
Total Net Yards	340	349
Passing (A-C-I)	46-35-1	27-14-0
Sacked by Opp.	8-47	1-4
Punts-Average	6-43.1	3-52.3
Fumbles-Lost	2-1	1-1
Penalties	10-88	5-40
Time of Possession	29:12	30:48

Weather: Clear & sunny, 85 degrees, 53% humidity, wind 5 mph SW.

RUSHING

CARDS: DJohnson 10-24.
Panthers: Stewart 25-95, 2 TD; Newton 7-43; Tolbert 2-2; Whittaker 2-1.

PASSING

CARDS: Palmer 35-46, 363 yds, 3 TD, 1 INT.
Panthers: Newton 14-27, 212 yds, 0 TD, 0 INT.

RECEIVING

CARDS: Fitzgerald 10-74; Nelson 8-79, 2 TD; DJohnson 7-84; JoBrown 4-49, TD; Gresham 3-32; Golden 2-29; Ellington 1-16.
Panthers: Ginn 5-53; Funchess; Benjamin 2-73; Stewart 1-25; Olsen 1-11; Whittaker 1-9; CBrown 1-2.

INTERCEPTIONS

CARDS: None.
Panthers: Ealy 1-7.

Game 9

CARDINALS 23, 49ers 20

November 13, 2016 – University of Phoenix Stadium (64,709)

Coming off their bye, the Cardinals opened the 2nd half of the season at home against the 49ers. They took a 14-0 lead early in the 2nd quarter but allowed SF to stay close and the Niners eventually tied the game at 20 with 1:55 left. However, that was enough time for AZ to move into position for a game-winning FG try and Chandler Catanzaro's 34-yarder won it as time expired. The victory upped the Cards record to 4-4-1 and kept them in the thick of the playoff race while SF dropped its 8th straight to fall to 1-8.

The 49ers seemed intent on not letting the Cards beat them on the ground which opened up AZ's passing game. Larry Fitzgerald caught 12 passes for 133 yards while fellow WR Michael Floyd also eclipsed 100 yards (5-101). Both delivered athletic and critical receptions throughout the game including on the vital game-winning drive. Carson Palmer threw for 376 yards while David Johnson scored 2 TDs.

The team's traded punts on the game's first 4 drives before AZ opened the scoring with a 3-yard Palmer-to-Johnson TD pass on 3rd-n-goal. Later in the 1st quarter, Jeremy Kerley fumbled a SF punt return and Gabe Martin recovered at the AZ44. A defensive pass interference call on the next snap moved it 38 yards to the SF 18 and on the next play Johnson burst down the left sideline, diving to the pylon for another TD. The Niners answered on the ensuing drive by moving 75 yards in 6 plays and Kerley's 17-yard TD catch of a Colin Kaepernick pass made it 14-7. After the teams traded FGs, AZ led 17-10 with 1:32 remaining in the 1st half and got the ball back at its own 18 and 2 timeouts. Palmer then completed 7 of 8 passes for 68 yards – including 3 for 40 yards to Floyd – as part of an 81-yard drive that ended with a 19-yard Catanzaro FG as the half expired.

The Cards were poised to add to their 20-10 lead early in the 3rd when a flea flicker to Fitzgerald picked up 33 yards to the SF7 but 2 plays later Palmer lost a fumble on a sack by LB Eli Harold. The 49ers would convert the turnover into a 53-yard Phil Dawson FG that made it a 7-point game. Late in the 3rd Palmer appeared to hit WR JJ Nelson for a key pick-up but instead the pass ricocheted off Nelson's chest to S Eric Reid for an INT. The 49ers did not capitalize and with 3:24 left, the Cards held a 20-13 lead and had it near midfield. But Palmer was INT'd by LB Gerald Hodges and the 49ers took over at their own 43 with 3:13 remaining. By the 2-minute warning they had reached the AZ4 and on 3rd-n-2 from there, Kaepernick ran it in to tie the game at 20. After the kickoff, the Cards took over at their own 15 with 1:51 left and 3 timeouts. Palmer would complete 4 of his next 6 passes for 60 yards to move into FG range. The first of those completions was a huge leaping catch by Floyd near the sideline that moved it from the AZ15 to 41. AZ ultimately advanced to the SF16 before Catanzaro hit the 34-yard game-winner at the gun.

49ers	0	10	3	7	20
CARDINALS	7	13	0	3	23

Team	Qtr.	Time	Scoring Play	Drive	Score
CARDS	1	3:55	DJohnson 3-yard pass from Palmer (Catanzaro kick)	11-91, 6:04	0-7
CARDS	2	14:42	DJohnson 18-yard run (Catanzaro kick)	1-56, 0:18	0-14
49ers	2	12:12	Kerley 17-yard pass from Kaepernick (Dawson kick)	6-75, 2:30	7-14
CARDS	2	8:28	Catanzaro 39-yard FG	8-54, 3:44	7-17
49ers	2	1:32	Dawson 49-yard FG	15-56, 6:56	10-17
CARDS	2	0:00	Catanzaro 19-yard FG	10-81, 1:32	10-20
49ers	3	8:40	Dawson 53-yard FG	5-45, 2:16	13-20
49ers	4	1:55	Kaepernick 4-yard run (Dawson kick)	7-57, 1:18	20-20
CARDS	4	0:00	Catanzaro 34-yard FG	12-69, 1:55	20-23

STATISTICS

	SF	AZ
First Downs	15	26
3 rd Down Eff. (Pct)	7-17 (41)	7-14 (50)
Total Plays	61	74
Avg. Gain	4.6	6.0
Rushes-Yards	28-83	23-80
Net Passing Yards	198	363
Total Net Yards	281	443
Passing (A-C-I)	30-17-0	49-30-2
Sacked by Opp.	3-12	2-13
Punts-Average	7-43.6	4-44.3
Fumbles-Lost	1-1	2-2
Penalties	9-100	2-10
Time of Possession	27:42	32:18

Weather: Indoors

RUSHING

49ers: Kaepernick 10-55, TD; Hyde 13-14; Harris 5-14.

CARDS: DJohnson 19-55, TD; Palmer 1-16; JoBrown 1-10; Ellington 2-(-1).

PASSING

49ers: Kaepernick 17-30, 210 yds, 1 TD, 0 INT.

CARDS: Palmer 30-49, 376 yds, 1 TD, 2 INT.

RECEIVING

49ers: Kerley 7-71, TD; McDonald 4-50; Patton 3-52; TSmith 2-26; Streater 1-11.

CARDS: Fitzgerald 12-133; Floyd 5-101; DJohnson 5-46, TD; Gresham 4-37; JoBrown 2-30; Nelson 2-29.

INTERCEPTIONS

49ers: Reid 1-13; Hodges 1-6.

CARDS: None.

Game 10

Vikings 30, CARDINALS 24

November 20, 2016 – US Bank Stadium (66,808)

In week 11, the Vikings hosted Arizona in their inaugural season at US Bank Stadium. The game pitted a pair of the league's top defensive teams each needing a victory to keep up with the rest of the NFC playoff pack. Against the NFL's #1 scoring defensive unit, the Cardinals produced 24 points and again enjoyed a sizable advantage in nearly every statistical category. However the Vikings produced a pair 100-yard returns within a 3-and-a-half minute stretch in the late 2nd/early 3rd to seize control. While AZ fought back and closed it to within 6, they couldn't muster a TD on either of 2 late game possessions and fell 30-24. The defeat dropped the Cards to 4-5-1 while Minnesota improved to 6-4.

Minnesota's 1st drive of the game started at the AZ44 after a Cards punt. They took advantage by moving the 44 yards in 5 plays and Sam Bradford's 16-yard pass to WR Adam Thielen gave the hosts an early 7-0 lead. The Cards answered with an 11-play, 75-yard drive that RB David Johnson capped with his 1-yard TD run. After a Vikings 3-n-out, Johnson carried 8 times for 54 yards on the next drive helping to set-up Chandler Catanzaro's 34-yard go-ahead FG. Midway thru the 2nd, the Vikes had advanced to the AZ31 when they ran a flea-flicker out of the wildcat formation that resulted in a 29-yard pass interference penalty that moved it to the 2. On the next play, RB Matt Asiata ran it in and the score was 13-10 after Justin Bethel blocked the PAT. The Cards were on the verge of moving back on top when they advanced to the MIN9 on the next drive but on 3rd-n-goal from there, disaster struck. Running a quick out, WR John Brown was held up by Captain Munnerylyn at the goal-line and Xavier Rhodes picked off Carson Palmer's pass intended for Brown. No flag was thrown and Rhodes returned it 100-yards for a TD in a momentous swing that made it 20-10 with 3 minutes left in the 1st half. The resilient Cards battled back. Four Johnson plays gained 42 yards (2-18 rushing/2-24 receiving) moving it to the MIN29. From there Palmer found Jermaine Gresham down the middle and the TE fought his way to the end zone for a TD.

As the 2nd half started the Cards trailed by just 3 and kicked off to the Vikings. However Cordarrelle Patterson fielded the kickoff 4 yards deep and raced 104 yards for a TD. Now down 10, the Cards needed a comeback. With 5:30 left in the 3rd they took over at their own 31 and on the 1st play Palmer went deep down the middle to Floyd but the pass was INT'd by Rhodes. The Vikings converted the takeaway into a Kai Forbath FG that made it 30-17. Later a Chandler Jones sack of Bradford caused a fumble that Deone Bucannon recovered at the MIN27 and 6 plays later, Palmer tossed a 4-yard TD pass to Johnson to make it 30-24 midway thru the 4th. The Cards would twice get the ball back but the Vikings pass rush made it impossible to erase the deficit and MIN held on for the 6-point decision.

CARDINALS	7	10	0	7	24
Vikings	7	13	14	0	30

Team	Qtr.	Time	Scoring Play	Drive	Score
Vikings	1	10:25	Thielen 16-yard pass from Bradford (Forbath kick)	5-44, 2:53	0-7
CARDS	1	4:07	DJohnson 1-yard run (Catanzaro kick)	11-75, 6:18	7-7
CARDS	2	10:04	Catanzaro 34-yard FG	12-78, 6:26	10-7
Vikings	2	7:16	Asiata 2-yard run (kick blocked)	5-75, 2:48	10-13
Vikings	2	3:07	Rhodes 100-yard INT return (Forbath kick)	--	10-20
CARDS	2	0:50	Gresham 29-yard pass from Palmer (Catanzaro kick)	7-75, 2:17	17-20
Vikings	3	14:47	Patterson 104-yard kickoff return (Forbath kick)	--	17-27
Vikings	3	0:04	Forbath 27-yard FG	11-75, 5:06	17-30
CARDS	4	7:24	DJohnson 4-yard pass from Palmer (Catanzaro kick)	6-27, 1:46	24-30

STATISTICS

	AZ	MIN
First Downs	24	16
3 rd Down Eff. (Pct)	4-13 (31)	6-13 (46)
Total Plays	70	54
Avg. Gain	4.1	4.0
Rushes-Yards	28-135	24-72
Net Passing Yards	155	145
Total Net Yards	290	217
Passing (A-C-I)	38-20-2	28-20-0
Sacked by Opp.	4-43	2-24
Punts-Average	5-44.8	4-56.3
Fumbles-Lost	1-0	1-1
Penalties	8-96	10-73
Time of Possession	31:06	28:54

Weather: Indoors

RUSHING

CARDS: DJohnson 22-103, TD; Ellington 5-21; Palmer 1-11.

Vikings: McKinnon 16-44; Asiata 5-20, TD; Hillman 2-9; Bradford 1-(-1).

PASSING

CARDS: Palmer 20-38, 198 yds, 1 TD, 2 INT.

Vikings: Bradford 20-28, 169 yds, 1 TD, 0 INT.

RECEIVING

CARDS: DJohnson 7-57, TD; Fitzgerald 6-63; Gresham 2-33, TD; Floyd 2-21; Fells 1-22; Ellington 1-2; Nelson 1-0.

Vikings: Diggs 6-37; Thielen 5-65, TD; Patterson 4-53; Rudolph 2-12; Asiata 1-7; Ellison 1-(-2); McKinnon 1-(-3).

INTERCEPTIONS

CARDS: None.

Vikings: Rhodes 2-100, TD.2

Arizona Cardinals / Week 11 / Through Sunday, November 20, 2016 / Regular Season

Won 4, Lost 5, Tied 1

9/11/2016	L	21- 23	New England Patriots
9/18/2016	W	40- 7	Tampa Bay Buccaneers
9/25/2016	L	18- 33	at Buffalo Bills
10/2/2016	L	13- 17	Los Angeles Rams
10/6/2016	W	33- 21	at San Francisco 49ers
10/17/2016	W	28- 3	New York Jets
10/23/2016	T	6- 6	Seattle Seahawks
10/30/2016	L	20- 30	at Carolina Panthers
11/13/2016	W	23- 20	San Francisco 49ers
11/20/2016	L	24- 30	at Minnesota Vikings

Arizona Opponent	
Total First Downs	232 165
Rushing	61 57
Passing	145 95
Penalty	26 13
3rd Down: Made/Att	59/141 53/141
3rd Down Pct.	41.8% 37.6%
4th Down: Made/Att	1/4 4/9
4th Down Pct.	25.0% 44.4%
Possession Avg.	31:59 28:01
Total Net Yards	3728 2874
Avg. Per Game	372.8 287.4
Total Plays	710 620
Avg. Per Play	5.3 4.6
Net Yards Rushing	1117 972
Avg. Per Game	111.7 97.2
Total Rushes	266 264
Net Yards Passing	2611 1902
Avg. Per Game	261.1 190.2
Sacked/Yards Lost	31/215 26/173
Gross Yards	2826 2075
Attempts/Completions	413/244 330/196
Completion Pct.	59.1% 59.4%
Had Intercepted	12 9
Punts/Average	57/40.5 56/45.9
Net Punting Avg.	36.2 42.6
Penalties/Yards	65/536 79/687
Fumbles/Ball Lost	17/6 16/8
Touchdowns	27 21
Rushing	11 10
Passing	15 7
Returns	1 4

Score By Periods	Q1 Q2 Q3 Q4 OT Pts
Team	21 95 53 54 3 226
Opponents	48 53 53 33 3 190

Scoring	TD Ru Pa Rt PAT FG 2Pt Pts
D.Johnson	12 10 2 0 0/0 0/0 0 72
C.Catanzaro	0 0 0 0 24/25 12/15 0 60
L.Fitzgerald	5 0 5 0 0/0 0/0 0 30
M.Floyd	3 0 3 0 0/0 0/0 0 18
J.Nelson	2 0 2 0 0/0 0/0 0 12
J.Gresham	1 0 1 0 0/0 0/0 0 6
M.Cooper	1 0 0 1 0/0 0/0 0 6
J.Brown	1 0 1 0 0/0 0/0 0 6
Jo.Brown	1 0 1 0 0/0 0/0 0 6
C.Johnson	1 1 0 0 0/0 0/0 0 6
C.Campbell	0 0 0 0 0/0 0/0 0 2
C.Peters	0 0 0 0 0/0 0/0 0 2
Team	27 11 15 124/2512/15 0 226
Opponents	21 10 7 419/2115/17 0 190

2-Pt. Conversions: Team 0/ 2, Opponents: 0/ 0

Sacks: C.Jones 8.0, M.Golden 6.0, C.Campbell 3.0, A.Okafor 2.5, K.Minter 2.5, T.Jefferson 1.0, K.Martin 1.0, D.Swearinger 1.0
Team: 25.0
Opponents: 31.0

Rushing	No. Yds AvgLong TD
D.Johnson	197 863 4.4 58t 10
C.Johnson	25 95 3.8 18 1
A.Ellington	22 73 3.3 13 0
C.Palmer	8 35 4.4 16 0
J.Nelson	3 27 9.0 14 0
S.Taylor	4 12 3.0 12 0
J.Brown	1 10 10.0 10 0
L.Fitzgerald	2 5 2.5 4 0
D.Butler	1 0 0.0 0 0
D.Stanton	3 -3 -1.0 -1 0
Team	266 1117 4.2 58t 11
Opponents	264 972 3.7 49 10

Receiving	No. Yds AvgLong TD
L.Fitzgerald	74 749 10.1 32 5
D.Johnson	47 510 10.9 58 2
J.Brown	30 380 12.7 29 1
M.Floyd	26 379 14.6 39 3
J.Nelson	18 243 13.5 40 2
J.Gresham	17 177 10.4 29t 1
Ja.Brown	11 187 17.0 51t 1
D.Fells	10 83 8.3 22 0
A.Ellington	6 39 6.5 16 0
I.Momah	2 50 25.0 27 0
B.Golden	2 29 14.5 17 0
T.Niklas	1 0 0.0 0 0
C.Johnson	0 0 0 0 0
H.Valles	0 0 0 0 0
Team	244 2826 11.6 58 15
Opponents	196 2075 10.6 65t 7

Interceptions	No. Yds AvgLong TD
M.Cooper	3 95 31.7 60t 1
P.Peterson	2 25 12.5 25 0
D.Swearinger	2 12 6.0 12 0
T.Mathieu	1 4 4.0 4 0
C.Campbell	1 1 1.0 1 0
Team	9 137 15.2 60t 1
Opponents	12 175 14.6 100t 1

Punting	No Yds Avg Net TB In Lg B
R.Quigley	341416 41.6 37.2 2 13 55 1
D.Butler	20 829 41.5 34.7 0 8 51 0
C.Catanzaro	2 66 33.0 33.0 0 0 47 0
Team	572311 40.5 36.2 2 21 55 1
Opponents	562571 45.9 42.6 1 17 72 0

Punt Returns	Ret FC Yds AvgLong TD
J.Brown	16 11 113 7.1 32 0
B.Golden	7 0 30 4.3 8 0
P.Peterson	4 5 24 6.0 13 0
Team	27 16 167 6.2 32 0
Opponents	20 24 210 10.5 47 0

Kickoff Returns	No. Yds AvgLong TD
A.Ellington	10 163 16.3 25 0
B.Golden	3 84 28.0 49 0
J.Nelson	2 53 26.5 39 0
J.Brown	1 51 51.0 51 0
P.Peterson	0 0 0 0 0
Team	16 351 21.9 51 0
Opponents	14 351 25.1 104t 1

Field Goals	1-19 20-29 30-39 40-49 50+
C.Catanzaro	1/ 1 3/ 4 4/ 5 3/ 4 1/ 1
Team	1/ 1 3/ 4 4/ 5 3/ 4 1/ 1
Opponents	1/ 1 3/ 4 3/ 3 5/ 6 3/ 3

Fumbles Lost: C.Palmer 3, D.Butler 1, J.Nelson 1, D.Johnson 1
Total: 6

Opponent Fumble Recoveries: T.Jefferson 2, D.Bucannon 1, G.Martin 1, C.Campbell 1, C.Jones 1, Ch.Jones 1, I.Momah 1
Total: 8

Passing	AttCmp Yds Cmp% Yds/Att TD TD% Int Int%LongSackLost Rating
C.Palmer	369 2272642 61.5% 7.2 13 3.5% 10 2.7% 58 30/ 207 83.6
D.Stanton	44 17 184 38.6% 4.2 2 4.5% 2 4.5% 29t 1/ 8 47.9
Team	413 2442826 59.1% 6.8 15 3.6% 12 2.9% 58 31/ 215 79.8
Opponents	330 1962075 59.4% 6.3 7 2.1% 9 2.7% 65t 26/ 173 73.5



ARIZONA CARDINALS 2016 DEFENSIVE STATISTICS

(BASED ON COACHES FILM REVIEW)

Name	TT	UT	AT	TFL	Sacks/Yds	INT	PD	FF	FR	QB		SPECIAL TEAMS					
										PRS	HITS	TT	UT	AT	FF	FR	BP/K
Deone Bucannon	81	55	26	3	-	-	4	-	1	2	2	2	2	-	-	-	-
Tony Jefferson	64	55	9	10	1/7	-	2	2	2	-	3	2	2	-	-	-	-
Kevin Minter	63	43	20	7	2.5/18	-	1	-	-	6	3	-	-	-	-	-	-
Markus Golden	46	30	16	10	6/45.5	-	1	2	-	14	12	-	-	-	-	-	-
Marcus Cooper	39	31	8	1	-	3	7	-	-	-	-	-	-	-	-	-	-
Calais Campbell	39	27	12	9	3/10	1	6	-	1	16	13	-	-	-	-	-	-
Chandler Jones	37	29	8	11	8/59	-	1	3	2	9	18	-	-	-	-	-	-
D.J. Swearinger	33	29	4	1	1/0	2	5	-	-	-	-	2	2	-	-	-	-
Tyrann Mathieu	28	26	2	2	-	1	2	1	-	-	-	-	-	-	-	-	-
Patrick Peterson	25	21	4	-	-	2	6	-	-	-	-	-	-	-	-	-	-
Tyvon Branch	22	20	2	1	-	-	2	-	-	-	1	1	1	-	-	-	-
Josh Mauro	19	13	6	6	-	-	1	-	-	3	3	-	-	-	-	-	-
Corey Peters	16	12	4	4	-	-	-	-	-	7	2	-	-	-	-	-	-
Frostee Rucker	16	8	8	3	-	-	1	1	-	2	3	-	-	-	-	-	-
Alex Okafor	12	8	4	2	2.5/26.5	-	-	1	-	2	6	2	2	-	-	-	-
Justin Bethel	11	10	1	1	-	-	2	-	-	-	-	7	7	-	-	-	1
Rodney Gunter	10	6	4	-	-	-	-	-	-	5	2	-	-	-	-	-	-
Xavier Williams	8	3	5	1	-	-	-	-	-	1	2	-	-	-	-	-	-
Ed Stinson	7	6	1	-	-	-	-	-	-	1	1	-	-	-	-	-	-
Tharold Simon	6	5	1	-	-	-	-	-	-	-	-	-	-	-	-	-	-
Brandon Williams	5	3	2	-	-	-	1	-	-	-	-	1	1	-	-	-	-
Gabe Martin	4	1	3	-	-	-	-	-	-	-	-	2	1	1	-	1	-
Robert Nkemdiche	2	1	1	-	-	-	1	-	-	-	1	-	-	-	-	-	-
Kareem Martin	2	2	-	1	1/4	-	-	-	-	-	1	2	2	-	1	-	-
Ifeanyi Momah	-	-	-	-	-	-	-	-	-	-	-	4	4	-	1	1	-
Ryan Quigley	-	-	-	-	-	-	-	-	-	-	-	2	2	-	1	-	-
Brittan Golden	-	-	-	-	-	-	-	-	-	-	-	2	2	-	-	-	-
Drew Butler	-	-	-	-	-	-	-	-	-	-	-	2	1	1	-	-	-
Christian Bryant	-	-	-	-	-	-	-	-	-	-	-	1	-	1	-	-	-
Zaviar Gooden	-	-	-	-	-	-	-	-	-	-	-	1	1	-	-	-	-
Jaron Brown	-	-	-	-	-	-	-	-	-	-	-	1	1	-	-	-	-
Alani Fua	-	-	-	-	-	-	-	-	-	-	-	1	-	1	-	-	-
Troy Niklas	-	-	-	-	-	-	-	-	-	-	-	1	1	-	-	-	-

Miscellaneous:

Marcus Cooper: 60-yard interception return for a TD vs. Tampa Bay, September 18

Corey Peters: Tackled RB LeSean McCoy in end zone for a safety @ Buffalo, September 25

Calais Campbell: Tackled QB Blaine Gabbert in end zone for a safety @ San Francisco, October 6

2016 CARDINALS REGULAR SEASON GAME-BY-GAME OFFENSIVE STATS

	9/11 vs. NE	9/18 vs. TB	9/25 @ Buf	10/2 vs. LA	10/6 @ SF	10/17 vs. NYJ	10/23 vs. Sea	10/30 @ Car	11/13 vs. SF	11/20 @ Min	11/27 @ Atl	12/4 vs. Was	12/11 @ Mia	12/18 vs. NO	12/24 @ Sea	1/3 vs. LA	Totals
First Downs	21	20	25	26	17	28	23	22	26	24							232
Rushing	6	4	5	6	10	10	6	2	4	8							61
Passing	14	15	17	17	6	14	14	19	17	12							145
Penalty	1	1	3	3	1	4	3	1	5	4							26
Third Downs	12	14	15	13	16	11	21	12	14	13							141
Converted	6	6	5	6	5	6	10	4	7	4							59
Efficiency	50%	43%	33%	46%	31%	55%	48%	33%	50%	31%							41.8%
Fourth Downs	0	0	1	0	0	0	1	1	0	1							4
Converted	0	0	0	0	0	0	0	1	0	0							1
Efficiency	0%	0%	0%	0%	0%	0%	0%	100%	0%	0%							25.0%
Total Net Yards	344	416	348	420	288	396	443	340	443	290							3728
Plays	59	65	77	75	66	70	90	64	74	70							710
Avg./Play	5.8	6.4	4.5	5.6	4.4	5.7	4.9	5.3	6.0	4.1							5.3
Net Yards Rushing	92	105	88	118	172	171	132	24	80	135							1117
Attempts	19	30	22	25	37	35	37	10	23	28							266
Avg./Rush	4.8	3.5	4.0	4.7	4.6	4.9	3.6	2.4	3.5	4.8							4.2
Touchdowns	1	1	2	0	2	3	0	0	1	1							11
Net Yards Passing	252	311	260	302	116	225	311	316	363	155							2611
Sacks	3	1	5	3	1	0	4	8	2	4							31
Yards Lost	19	4	27	23	8	0	31	47	13	43							215
Gross Yards	271	315	287	325	124	225	342	363	376	198							2826
Attempts	37	34	50	47	28	35	49	46	49	38							413
Completions	24	18	26	27	11	24	29	35	30	20							244
Pct.	64.9%	52.9%	52.0%	57.4%	39.3%	68.6%	59.2%	76.1%	61.2%	52.6%							59.1%
Touchdowns	2	3	0	1	2	1	0	3	1	2							15
Interceptions	0	0	4	3	0	0	0	1	2	2							12
Yards Per Attempt	6.3	8.9	4.7	6.0	4.0	6.4	5.9	5.9	7.1	3.7							5.9
Kickoffs-EZ-TB	4-4-3	8-8-7	4-2-1	4-4-3	6-5-4	5-5-5	3-2-1	4-3-2	4-4-3	5-5-4							47-42-33
Punting	5	6	6	4	9	5	7	6	4	5							57
Average	36.0	46.5	35.3	42.3	42.4	40.0	32.7	43.2	44.3	44.8							40.5
Net Average	32.4	39.3	28.8	25.5	42.4	40.0	29.9	43.2	37.3	37.8							36.2
Had Blocked	0	0	0	0	0	0	1	0	0	0							1
FG-PAT Had Blocked	0-0	0-0	0-0	0-0	0-0	0-0	1-0	0-0	0-0	0-0							1-0
Penalties/Yards	6-58	3-30	8-50	6-45	7-50	9-64	6-45	10-88	2-10	8-96							65-536
Fumbles/Lost	1-0	0-0	3-1	2-2	2-0	3-0	1-0	2-1	2-2	1-0							17-6
Touchdowns	3	5	2	1	4	4	0	3	2	3							27
Rushing	1	1	2	0	2	3	0	0	1	1							11
Passing	2	3	0	1	2	1	0	3	1	2							15
Returns	0	1	0	0	0	0	0	0	0	0							1
PAT/ 2-Point Made/Att.	3-3	4-5	1-2	1-1	4-4	4-4	0-0	2-3	2-2	3-3							24-27
Kicking Made/Att.	3-3	4-5	1-1	1-1	4-4	4-4	0-0	2-2	2-2	3-3							24-25
2-pt Rushing Made/Att.	0-0	0-0	0-0	0-0	0-0	0-0	0-0	0-0	0-0	0-0							0-0
2-pt Passing Made/Att.	0-0	0-0	0-1	0-0	0-0	0-0	0-0	0-1	0-0	0-0							0-2
Field Goals Made/Att.	0-1	2-2	1-1	2-2	1-1	0-0	2-4	0-0	3-3	1-1							12-15
Safeties Awarded	0	0	1	0	1	0	0	0	0	0							2
Points Scored	21	40	18	13	33	28	6	20	23	24							226
Time Of Possession	26:01	29:03	34:00	32:09	31:44	36:02	46:21	29:12	32:18	31:02							31:59

2016 CARDINALS REGULAR SEASON GAME-BY-GAME DEFENSIVE STATS

	9/11 vs. NE	9/18 vs. TB	9/25 @ Buf	10/2 vs. LA	10/6 @ SF	10/17 vs. NYJ	10/23 vs. Sea	10/30 @ Car	11/13 vs. SF	11/20 @ Min	11/27 @ Atl	12/4 vs. Was	12/11 @ Mia	12/18 vs. NO	12/24 @ Sea	1/3 vs. LA	Totals
First Downs	19	21	16	12	25	11	11	19	15	16							165
Rushing	7	5	11	1	10	2	4	9	4	4							57
Passing	11	14	5	10	12	8	7	10	11	7							95
Penalty	1	2	0	1	3	1	0	0	0	5							13
Third Downs	16	13	13	14	14	13	14	14	17	13							141
Converted	10	5	4	6	4	2	3	6	7	6							53
Efficiency	63.0%	38%	31%	43%	29%	15%	21%	43%	41%	46%							37.6%
Fourth Downs	0	1	0	1	1	2	0	2	1	1							9
Converted	0	0	0	0	1	1	0	1	1	0							4
Efficiency	0%	0%	0%	0%	100%	50%	0%	50%	100%	0%							44.4%
Total Net Yards	363	306	296	288	286	230	257	349	281	217							2874
Plays	66	76	61	55	74	52	57	64	61	54							620
Avg./Play	5.5	4.0	4.9	5.2	3.9	4.4	4.5	5.5	4.6	4.0							4.6
Net Yards Rushing	106	85	208	41	151	33	52	141	83	72							972
Attempts	31	21	32	23	36	14	19	36	28	24							264
Avg./Rush	3.4	4.0	6.5	1.8	4.2	2.4	2.7	3.9	3.0	3.0							3.7
Touchdowns	1	0	3	0	2	0	0	2	1	1							10
Net Yards Passing	257	221	88	247	135	197	205	208	198	145							1902
Sacks	2	3	4	2	7	1	1	1	3	2							26
Yards Lost	7	22	31	19	27	8	20	4	12	24							173
Gross Yards	264	243	119	266	162	205	225	212	210	169							2075
Attempts	33	52	25	30	31	37	37	27	30	28							330
Completions	24	27	14	18	18	20	24	14	17	20							196
Pct.	72.7%	51.9%	56.0%	60.0%	58.1%	54.1%	64.9%	51.9%	56.7%	71.4%							59.4%
Touchdowns	1	1	0	2	1	0	0	0	1	1							7
Interceptions	0	4	1	0	2	2	0	0	0	0							9
Yards Per Attempt	7.3	4.0	3.0	7.7	3.6	5.2	5.4	7.4	6.0	4.8							5.3
Kickoffs-EZ-TB	6-4-2	2-2-2	8-6-5	4-3-2	5-1-1	2-2-2	4-4-4	7-7-6	5-2-2	6-5-5							49-36-31
Punting	2	6	5	6	7	7	9	3	7	4							56
Average	44.5	47.0	35.6	46.2	49.9	42.1	46.0	52.3	43.6	56.3							45.9
Net Average	40.5	42.5	33.2	42.3	46.3	41.6	42.3	50.3	41.7	47.3							42.6
Had Blocked	0	0	0	0	0	0	0	0	0	0							0
FG-PAT Had Blocked	0-0	0-0	0-0	0-0	0-0	0-0	0-0	0-0	0-0	0-1							0-1
Penalties/Yards	8-69	5-39	9-75	9-84	4-34	10-83	10-90	5-40	9-100	10-73							79-687
Fumbles/Lost	3-2	1-1	3-0	1-1	2-1	1-0	2-0	1-1	1-1	1-1							16-8
Touchdowns	2	1	4	2	3	0	0	3	2	4							21
Rushing	1	0	3	0	2	0	0	2	1	1							10
Passing	1	1	0	2	1	0	0	0	1	1							7
Returns	0	0	1	0	0	0	0	1	0	2							4
PAT/ 2-Point Made/Att.	2-2	1-1	3-4	2-2	3-3	0-0	0-0	3-3	2-2	3-4							19-21
Kicking Made/Att.	2-2	1-1	3-4	2-2	3-3	0-0	0-0	3-3	2-2	3-4							19-21
2-pt Rushing Made/Att.	0-0	0-0	0-0	0-0	0-0	0-0	0-0	0-0	0-0	0-0							0-0
2-pt Passing Made/Att.	0-0	0-0	0-0	0-0	0-0	0-0	0-0	0-0	0-0	0-0							0-0
Field Goals Made/Att.	3-3	0-1	2-2	1-1	0-0	1-1	2-3	3-3	2-2	1-1							15-17
Safeties Allowed	0	0	0	0	0	0	0	0	0	0							0
Points Allowed	23	7	33	17	21	3	6	30	20	30							190
Time Of Possession	33:59	30:57	26:00	27:51	28:16	23:58	28:39	30:48	27:42	28:58							28:01



REGULAR SEASON THE LAST TIME

RUSHING

200 Yards Rushing

By Cardinals: 228, Beanie Wells at St. Louis, Nov. 27, 2011 (27 att., TD)

By Opponent: 228, Clinton Portis at Denver, Dec. 29, 2002 (24 att., 2 TD)

150 Yards Rushing

By Cardinals: 157, David Johnson at San Francisco, Oct. 6, 2016 (27 att., 2 TDs)

By Opponent: 153, Adrian Peterson at Minnesota, Oct. 21, 2012 (23 att., TD)

100 Yards Rushing

By Cardinals: 103, David Johnson at Minnesota, Nov. 20, 2016 (22 att., TD)

By Opponent: 110, LeSean McCoy at Buffalo, Sept. 25, 2016 (17 att., 2 TDs)

Two 100-Yard Rushers

By Cardinals: 126 yards, Ottis Anderson/102 yards, Wayne Morris at New Orleans, Oct. 5, 1980

By Opponent: 128 yards, Marshawn Lynch/108 yards, Robert Turbin at Seattle, Dec. 9, 2012

Three Rushing Touchdowns

By Cardinals: David Johnson vs. NY Jets, Oct. 17, 2016 (58, 2, 2 yards)

By Opponent: Marshawn Lynch at Seattle, Dec. 9, 2012 (20, 4, 33 yards)

Two Rushing Touchdowns

By Cardinals: David Johnson (3) vs. NY Jets, Oct. 17, 2016 (58, 2, 2 yards)

By Opponent: Jonathan Stewart at Carolina, Oct. 30, 2016 (2, 1 yard)

PASSING

500 Yards Passing

By Cardinals: 522 by Boomer Esiason at Washington, Nov. 10, 1996-OT (35 comp., 59 att.)

By Opponent: Never happened

400 Yards Passing

By Cardinals: 421 by Carson Palmer at Pittsburgh, Oct. 18, 2015 (29 comp., 45 att.)

By Opponent: 411 by Nick Foles vs. Philadelphia, Oct. 26, 2014 (36 comp., 62 att.)

300 Yards Passing

By Cardinals: 376 by Carson Palmer vs. San Francisco, Nov. 13, 2016 (30 comp., 49 att.)

By Opponent: 361 by Sam Bradford at Philadelphia, Dec. 20, 2015 (28 comp., 41 att.)

Six Touchdown Passes

By Cardinals: Charley Johnson vs. New Orleans, Nov. 2, 1969 (32, 14, 28, 31, 26, 14 yards)

By Opponent: Brett Favre at NY Jets, Sept. 28, 2008 (12, 34, 2, 17, 40, 24 yards)

Five Touchdown Passes

By Cardinals: Kurt Warner at Chicago, Nov. 8, 2009 (11, 6, 17, 15, 4 yards)

By Opponent: Brett Favre (6) at NY Jets, Sept. 28, 2008 (12, 34, 2, 17, 40, 24 yards)

Four Touchdown Passes

By Cardinals: Carson Palmer vs. Cincinnati, Nov. 22, 2015 (18, 64, 18, 16 yards)

By Opponent: Peyton Manning at Denver, Oct. 5, 2014 (7, 31, 86, 12 yards)

Three Touchdown Passes

By Cardinals: Carson Palmer at Carolina, Oct. 30, 2016 (5, 17, 4 yards)

By Opponent: Russell Wilson vs. Seattle, Jan. 3, 2016 (7, 8, 24 yards)

RECEIVING

200 Yards Receiving

By Cardinals: 217, Anquan Boldin at Detroit, Sept. 7, 2003 (10 receptions, 2 TDs)

By Opponent: 226, Demaryius Thomas at Denver, Oct. 5, 2014 (8 rec., 2 TDs)

150 Yards Receiving

By Cardinals: 196, John Brown at Pittsburgh, Oct. 18, 2015 (10 rec.)

By Opponent: 159, Jordan Matthews at Philadelphia, Dec. 20, 2015 (8 rec., TD)

100 Yards Receiving

By Cardinals: 133, Larry Fitzgerald (12 rec.), 101, Michael Floyd (5 rec.) vs. San Francisco, Nov. 13, 2016

By Opponent: 102, Jeremy Kerley at San Francisco, Oct. 6, 2016 (8 rec., TD)

Two 100-Yard Receivers

By Cardinals: 133, Larry Fitzgerald (12 rec.), 101, Michael Floyd (5 rec.) vs. San Francisco, Nov. 13, 2016

By Opponent: 139, Luke Willson (3 rec., 2 TD), 113, Doug Baldwin (7 rec.), vs. Seattle, Dec. 21, 2014

Four Receiving Touchdowns

By Cardinals: Roy Green vs. Seattle, Nov. 13, 1983 (15, 23, 7, 63 yards)

By Opponent: Earnest Gray vs. NY Giants, Sept. 7, 1980 (10, 37, 42, 20 yards)

Three Receiving Touchdowns

By Cardinals: Larry Fitzgerald at Chicago, Sept. 20, 2015 (8, 28, 9 yards)

By Opponent: Greg Olsen at Chicago, Nov. 8, 2009 (33, 3, 20 yards)

Two Receiving Touchdowns

By Cardinals: J.J. Nelson at Carolina, Oct. 30, 2016 (5, 4 yards)

By Opponent: Brian Quick vs. Los Angeles, Oct. 2, 2015 (65, 4 yards)

10 or More Receptions in a Game

By Cardinals: Larry Fitzgerald (12 for 133 yards) vs. San Francisco, Nov. 13, 2016

By Opponent: Theo Riddick (10 for 53 yards) at Detroit, Oct. 11, 2015

COMBOS

100-Yard Rusher/100-Yard Receiver

By Cardinals: Chris Johnson, 109 yards rushing/Michael Floyd, 106 yards receiving at Cleveland, Nov. 1, 2015

By Opponent: Marshawn Lynch, 113 yards rushing/Luke Willson, 139 yards receiving/Doug Baldwin, 113 yards receiving vs. Seattle, Dec. 21, 2014

100-Yard Rusher/Two 100-Yard Receivers

By Cardinals: Johnny Johnson, 103 yards rushing/Ernie Jones, 117 yards receiving/Roy Green, 120 yards receiving vs. Green Bay, Nov. 18, 1990

By Opponent: Marshawn Lynch, 113 yards rushing/Luke Willson, 139 yards receiving/Doug Baldwin, 113 yards receiving vs. Seattle, Dec. 21, 2014

100-Yard Rusher/100-Yard Receiver/300-Yard Passer

By Cardinals: Chris Johnson, 109 yards rushing/Michael Floyd, 106 yards

receiving/Carson Palmer 374 yards passing at Cleveland, Nov. 1, 2015

By Opponent: Marshawn Lynch, 113 yards rushing/Luke Willson, 139 yards receiving/Doug Baldwin, 113 yards receiving/Russell Wilson, 339 yards passing vs. Seattle, Dec. 21, 2014

Two 100-Yard Receivers/300-Yard Passer

By Cardinals: Larry Fitzgerald, 133; Michael Floyd, 101; Carson Palmer, 376, vs. San Francisco, Nov. 13, 2016

By Opponent: Luke Willson, 139; Doug Baldwin, 113; Russell Wilson, 339, vs. Seattle, Dec. 21, 2014

SCORING

Four Total Touchdowns

By Cardinals: Ronald Moore vs. LA Rams, Dec. 5, 1993 (4 rush)

By Opponent: Brian Westbrook at Philadelphia, Nov. 27, 2008 (2 rush, 2 rec.)

Three Total Touchdowns

By Cardinals: David Johnson at Philadelphia, Dec. 20, 2015 (3 rush)

By Opponent: Marshawn Lynch at Seattle, Dec. 9, 2012 (3 rush)

Two-Point Conversion

By Cardinals: John Carlson reception vs. Kansas City, Dec. 7, 2014

By Opponent: James Jones reception vs. Green Bay, Dec. 27, 2015

Safety

By Cardinals: Calais Campbell sacked Blaine Gabbert in end zone at San Francisco, Oct. 6, 2016

By Opponent: Corey Lemonier sacked Carson Palmer in end zone at San Francisco, Oct. 13, 2013

KICKING

Six Field Goals

By Cardinals: Neil Rackers vs. San Francisco, Oct. 2, 2005 (40, 45, 48, 23, 43, 24 yards)

By Opponent: Never happened

Five Field Goals

By Cardinals: Chandler Catanzaro vs. St. Louis, Oct. 4, 2015 (21, 27, 42, 38, 29 yards)

By Opponent: Matt Bryant at Atlanta, Nov. 30, 2014 (20, 23, 21, 45, 28 yards)

Four Field Goals

By Cardinals: Chandler Catanzaro (5) vs. St. Louis, Oct. 4, 2015 (21, 27, 42, 38, 29 yards)

By Opponent: Chris Boswell at Pittsburgh, Oct. 18, 2015 (47, 48, 51, 28 yards)

Three Field Goals

By Cardinals: Chandler Catanzaro vs. San Francisco, Nov. 13, 2016 (39, 19, 34 yards)

By Opponent: Graham Gano at Carolina, Oct. 30, 2016 (43, 52, 21 yards)

Missed Point-After-Touchdown

By Cardinals: Chandler Catanzaro vs. Tampa Bay, Sept. 18, 2016 (wide left)

By Opponent: Kai Forbath at Minnesota, Nov. 20, 2016 (kick blocked)

Blocked Punt

By Cardinals: Quentin Groves at New England, Sept. 16, 2012 (Zoltan Mesko punt)

By Opponent: Tanner McEvoy vs. Seattle, Oct. 23, 2016 (Ryan Quigley punt)

Blocked Punt Return For Touchdown

By Cardinals: Monty Beisel (Sean Morey block) vs. Dallas, Oct. 12, 2008, three yards (Mat McBriar punt)

By Opponent: DeDe Dorsey (DeDe Dorsey block) at Cincinnati, Nov. 18, 2007, 19 yards (Mike Barr punt)

Blocked Field Goal Attempt

By Cardinals: Tommy Kelly at Seattle, Nov. 23, 2014 (Steven Hauschka 49-yard attempt)

By Opponent: Bobby Wagner vs. Seattle, Oct. 23, 2016 (Chandler Catanzaro 39-yard attempt)

Blocked Field Goal Attempt For Touchdown

By Cardinals: Justin Bethel (Adrian Wilson block) vs. Chicago, Dec. 23, 2012, 82 yards (Olindo Mare kick)

By Opponent: Mike Bass (Verlon Biggs block) at Washington, Sept. 24, 1972, 32 yards (Jim Bakken kick)

RETURNS

Punt Return For Touchdown

By Cardinals: Ted Ginn, Jr. at NY Giants, Sept. 14, 2014, 71 yards (Steve Weatherford punt)

By Opponent: Nick Miller at St. Louis, Nov. 27, 2011, 88 yards (Dave Zastudil punt)

Kickoff Return For Touchdown

By Cardinals: David Johnson at Chicago, Sept. 20, 2015, 108 yards (Robbie Gould kickoff)

By Opponent: Cordarrelle Patterson at Minnesota, Nov. 20, 2016, 104 yards (Chandler Catanzaro kickoff)

Interception Return For Touchdown

By Cardinals: Marcus Cooper vs. Tampa Bay, Sept. 18, 2016 (60 yards, Jameis Winston pass)

By Opponent: Xavier Rhodes at Minnesota, Nov. 20, 2016 (100 yards, Carson Palmer pass)

Fumble Return For Touchdown

By Cardinals: Jeraud Powers vs. Green Bay, Dec. 27, 2015, 7 yards (Aaron Rodgers fumble)

By Opponent: Thomas Davis at Carolina, Oct. 30, 2016, 46 yards (Carson Palmer fumble)

DEFENSE

Four Interceptions

By Cardinals: Kwamie Lassiter vs. San Diego, Dec. 27, 1998

By Opponent: Never happened

Three Interceptions

By Cardinals: Antrel Rolle at Cincinnati, Nov. 18, 2007

By Opponent: Marcus Trufant at Seattle, Dec. 9, 2007

Two Interceptions

By Cardinals: Marcus Cooper vs. Tampa Bay, Sept. 18, 2016

By Opponent: Xavier Rhodes at Minnesota, Nov. 20, 2016

Two Interceptions By Teammates

By Cardinals: At Washington, Oct. 16, 1994 (Aeneas Williams and James Williams)

By Opponent: At Seattle, Dec. 9, 2012 (Richard Sherman and Bobby Wagner)

Four Quarterback Sacks

By Cardinals: Bertrand Berry vs. NY Giants, Nov. 14, 2004

By Opponent: Cameron Wake (4.5) vs. Miami, Sept. 30, 2012

Three Quarterback Sacks

By Cardinals: Dwight Freeney vs. Green Bay, Dec. 27, 2015

By Opponent: Stat Lotulelei at Carolina, Oct. 30, 2016

Two QB Sacks By Teammates

By Cardinals: at San Francisco, Oct. 6, 2016 (Markus Golden 2.0, Calais Campbell 2.0)

By Opponent: at Philadelphia, Dec. 1, 2013 (Brandon Graham and Trent Cole)

Two Opponent Fumble Recoveries

By Cardinals: Jerraud Powers vs. Green Bay, Dec. 27, 2015

By Opponent: J.J. Watt vs. Houston, Nov. 10, 2013

TEAM SCORING**50 Points Scored By Team**

By Cardinals: St. Louis 56 at Minnesota 14, Oct. 6, 1963

By Opponent: At Seattle 58, Arizona 0, Dec. 9, 2012

40 Points Scored

By Cardinals: At Arizona 40, Tampa Bay 7, Sept. 18, 2016

By Opponent: At Denver 41, Arizona 20, Oct. 5, 2014

20 First-Quarter Points

By Cardinals: 21 vs. San Francisco, Sept. 10, 2006

By Opponent: 28 at Minnesota, Oct. 9, 2011

20 Second-Quarter Points

By Cardinals: 24 vs. Tampa Bay, Sept. 18, 2016

By Opponent: 20 vs. Seattle, Jan. 3, 2016

20 Third-Quarter Points

By Cardinals: 21 vs. Green Bay, Dec. 27, 2015

By Opponent: 21 at San Francisco, Jan. 2, 2011

20 Fourth-Quarter Points

By Cardinals: 21 vs. St. Louis, Nov. 9, 2014

By Opponent: 21 vs. Seattle, Dec. 21, 2014

30 One-Half Points

By Cardinals: 31 in first half vs. San Francisco, Sept. 27, 2015

By Opponent: 30 in first half vs. Seattle, Jan. 3, 2016

Score Touchdown In Each Quarter

By Cardinals: vs. NY Jets, Oct. 17, 2016 (7, 7, 7, 7 points)

By Opponent: at Seattle, Dec. 9, 2012 (10, 28, 13, 7 points)

OFFENSE**500 Yards Total Offense**

By Cardinals: 524 at St. Louis, Dec. 6, 2015

By Opponent: 596 vs. Seattle, Dec. 21, 2014

No Sacks/No Interceptions Allowed

By Cardinals: vs. NY Jets, Oct. 17, 2016

By Opponent: at Kansas City, Nov. 21, 2010

DEFENSE**Shutout**

By Cardinals: At Arizona 19, NY Giants 0, Dec. 12, 1992

By Opponent: At Seattle 58, Cardinals 0, Dec. 9, 2012

Shutout At Home

By Cardinals: Cardinals 19, NY Giants 0, Dec. 12, 1992

By Opponent: At Seattle 58, Cardinals 0, Dec. 9, 2012

Shutout On The Road

By Cardinals: Cardinals 38, at Dallas 0, Nov. 16, 1970

By Opponent: Vs. Seattle, 38, Cardinals 0, Sept. 14, 2003

MISCELLANEOUS**Overtime Win At Home**

By Cardinals: Sept. 30, 2012 vs. Miami, 24-21

By Opponent: Oct. 14, 2012 vs. Buffalo, 19-16

Overtime Win On The Road

By Cardinals: Dec. 15, 2013 at Tennessee, 37-34

By Opponent: Nov. 7, 2010 at Minnesota, 27-24

10 Or More Penalties

By Cardinals: 10, at Carolina, Oct. 30, 2016 (88 yards)

By Opponent: 10, at Minnesota, Nov. 20, 2016 (73 yards)

Tie Game

By Cardinals: Oct. 23, 2016 vs. Seattle, 6-6

Over 40:00 Time of Possession (Non-OT)

By Cardinals: 42:50 at Seattle, Oct. 18, 2009

By Opponent: 44:16 at San Francisco, Nov. 20, 2011



ARIZONA CARDINALS 2016 PARTICIPATION

No.	Player	New England	Tampa Bay	at Buffalo	Los Angeles	at San Fran	NY Jets	Seattle	at Carolina	San Francisco	at Minnesota	at Atlanta	Washington	at Miami	New Orleans	at Seattle	at Los Angeles	GP/GS/DNP/IA
		1	2	3	4	5	6	7	8	9	10	11	12	13	14	15	16	
54	Bartu, Joplo	-	-	-	P	P	P	P	P	P	P	-	-	-	-	-	-	7-0-0-0
28	Bethel, Justin	P	P	P	P	P	P	P	P	DB	P	-	-	-	-	-	-	10-1-0-0
70	Boehm, Evan	P	P	P	P	P	P	P	P	P	P	-	-	-	-	-	-	10-0-0-0
65	Boggs, Taylor	-	-	-	-	-	-	-	-	-	DNP	P	-	-	-	-	-	1-0-1-0
39	Bouka, Elie	IR	IR	IR	IR	IR	IR	IR	IR	IR	IR	-	-	-	-	-	-	N/A
27	Branch, Tyvon	DB	DB	P	DB	IR	IR	IR	IR	IR	IR	-	-	-	-	-	-	4-3-0-0
46	Brewer, Aaron	-	-	-	P	P	P	P	P	P	P	-	-	-	-	-	-	7-0-0-0
13	Brown, Jaron	P	WR	P	WR	P	P	P	IR	IR	IR	-	-	-	-	-	-	7-2-0-0
12	Brown, John	P	P	P	WR	WR	WR	IAJ	P	P	P	-	-	-	-	-	-	9-3-0-1
25	Bryant, Christian	-	-	-	-	PS	PS	PS	PS	PS	P	-	-	-	-	-	-	2-0-0-0
20	Bucannon, Deone	\$LB	\$LB	\$LB	\$LB	\$LB	\$LB	\$LB	\$LB	\$LB	\$LB	-	-	-	-	-	-	10-10-0-0
18	Bundy, Marquis	-	PS	PS	PS	PS	PS	PS	PS	PS	PS	-	-	-	-	-	-	N/A
2	Butler, Drew	P	P	P	IAJ	-	-	-	-	-	-	-	-	-	-	-	-	4-0-0-1
93	Campbell, Calais	DT	DT	DT	DT	DT	DT	DT	DT	DT	DT	-	-	-	-	-	-	10-10-0-0
86	Canaday, Kameron	P	P	P	-	-	-	-	-	-	-	-	-	-	-	-	-	3-0-0-0
56	Capi, Cap	-	-	-	PS	PS	PS	PS	PS	PS	PS	-	-	-	-	-	-	N/A
7	Catanzaro, Chandler	P	P	P	P	P	P	P	P	P	P	-	-	-	-	-	-	10-0-0-0
25	Christian, Marqui	IA	IA	IA	-	-	-	-	-	-	-	-	-	-	-	-	-	0-0-0-3
42	Cliett, Reshard	-	-	-	-	-	-	-	-	-	-	-	-	-	-	-	-	N/A
41	Cooper, Marcus	P	P	CB	CB	CB	CB	CB	CB	CB	CB	-	-	-	-	-	-	10-8-0-0
4	Dysert, Zac	PS	PS	PS	PS	DNP	PS	PS	PS	PS	PS	-	-	-	-	-	-	0-0-1-0
38	Ellington, Andre	P	P	P	P	P	P	P	P	P	P	-	-	-	-	-	-	10-0-0-0
37	Eskridge, Durell	IR	IR	IR	IR	IR	IR	IR	-	-	-	-	-	-	-	-	-	N/A
85	Fells, Darren	P	TE	P	TE	IAJ	TE	TE	IAJ	TE	TE	-	-	-	-	-	-	8-6-0-2
11	Fitzgerald, Larry	WR	WR	WR	WR	WR	WR	WR	WR	WR	WR	-	-	-	-	-	-	10-10-0-0
15	Floyd, Michael	WR	WR	WR	P	P	P	WR	P	P	WR	-	-	-	-	-	-	10-5-0-0
59	Fua, Alani	P	P	P	IR	IR	IR	IR	IR	IR	IR	-	-	-	-	-	-	3-0-0-0
10	Golden, Brittan	PS	PS	PS	PS	P	P	P	P	P	P	-	-	-	-	-	-	6-0-0-0
44	Golden, Markus	P	P	WILL	P	WILL	P	P	P	P	WILL	-	-	-	-	-	-	10-3-0-0
52	Gooden, Zaviar	-	-	-	-	-	-	-	-	PS	P	-	-	-	-	-	-	1-0-0-0
84	Gresham, Jermaine	TE	P	TE	P	TE	TE	TE	TE	TE	TE	-	-	-	-	-	-	10-8-0-0
95	Gunter, Rodney	P	P	P	P	P	P	P	P	P	DT	-	-	-	-	-	-	10-1-0-0
45	Hartfield, Trevon	-	PS	PS	PS	PS	PS	PS	PS	PS	PS	-	-	-	-	-	-	N/A
19	Hubert, Chris	PS	-	-	-	-	-	-	IA	IA	IA	-	-	-	-	-	-	0-0-0-3
74	Humphries, D.J.	RT	RT	RT	RT	RT	RT	RT	RT	RT	RT	-	-	-	-	-	-	10-10-0-0
76	Iupati, Mike	LG	LG	LG	LG	LG	IAJ	LG	LG	LG	LG	-	-	-	-	-	-	9-9-0-1
22	Jefferson, Tony	SS	SS	SS	SS	SS	SS	SS	SS	SS	SS	-	-	-	-	-	-	10-10-0-0
43	Jenkins, Mike	IR	IR	IR	IR	IR	IR	IR	IR	IR	IR	-	-	-	-	-	-	N/A
75	John, Ulrick	-	-	-	-	-	DNP	DNP	DNP	DNP	DNP	-	-	-	-	-	-	0-0-5-0
56	Johnson, Cam	-	-	-	PS	-	-	-	-	-	-	-	-	-	-	-	-	N/A
23	Johnson, Chris	P	P	P	P	IR	IR	IR	IR	IR	IR	-	-	-	-	-	-	4-0-0-0
31	Johnson, David	RB	RB	RB	RB	RB	RB	RB	RB	RB	RB	-	-	-	-	-	-	10-10-0-0
71	Johnson, Kaleb	-	-	-	PS	PS	PS	PS	PS	PS	PS	-	-	-	-	-	-	N/A
55	Jones, Chandler	SAM	SAM	SAM	SAM	SAM	SAM	SAM	SAM	SAM	SAM	-	-	-	-	-	-	10-10-0-0
86	Leonhardt, Brian	-	-	-	-	-	-	-	-	PS	PS	-	-	-	-	-	-	N/A
52	Louis, Lamar	P	IR	-	-	-	-	-	-	-	-	-	-	-	-	-	-	1-0-0-0
50	Martin, Gabe	P	P	P	P	P	P	IAJ	P	P	IR	-	-	-	-	-	-	8-0-0-1
96	Martin, Kareem	IAJ	IAJ	IAJ	P	P	P	P	P	P	P	-	-	-	-	-	-	7-0-0-3
32	Mathieu, Tyrann	FS	FS	FS	FS	FS	FS	FS	FS	FS	IAJ	-	-	-	-	-	-	8-8-0-2
69	Mathis, Evan	RG	RG	IAJ	RG	RG	IR	IR	IR	IR	IR	-	-	-	-	-	-	4-4-0-1
97	Mauro, Josh	NT	DT	P	DT	IAJ	DT	DT	DT	DT	P	-	-	-	-	-	-	9-7-0-1
34	Miller, Harlan	PS	PS	PS	PS	PS	PS	PS	PS	PS	PS	-	-	-	-	-	-	N/A
51	Minter, Kevin	ILB	ILB	ILB	ILB	ILB	ILB	ILB	ILB	ILB	ILB	-	-	-	-	-	-	10-10-0-0
80	Momah, Ifeanyi	PS	PS	PS	P	P	P	P	TE	IR	IR	-	-	-	-	-	-	5-1-0-0
54	Moore, Sio	-	-	-	-	-	-	-	-	-	-	-	-	-	-	-	-	0-0-0-0
9	Murray, Aaron	PS	-	-	-	-	-	-	-	-	-	-	-	-	-	-	-	N/A
14	Nelson, J.J.	P	IAJ	P	P	P	P	P	WR	WR	P	-	-	-	-	-	-	9-2-0-1
87	Niklas, Troy	TE	P	TE	IR	IR	IR	IR	IR	IR	IR	-	-	-	-	-	-	3-2-0-0
90	Nkemdiche, Robert	P	IAJ	IAJ	IA	IA	P	P	P	IA	IA	-	-	-	-	-	-	4-0-0-6
57	Okafor, Alex	P	P	P	P	P	P	P	IAJ	P	P	-	-	-	-	-	-	9-0-0-1
58	Okpalaugo, Tristan	IR	-	-	-	-	-	-	-	-	-	-	-	-	-	-	-	N/A
3	Palmer, Carson	QB	QB	QB	QB	IAJ	QB	QB	QB	QB	QB	-	-	-	-	-	-	9-9-0-1
35	Penny, Elijah	PS	PS	PS	PS	PS	PS	PS	PS	PS	PS	-	-	-	-	-	-	N/A
98	Peters, Corey	P	NT	NT	NT	NT	NT	NT	NT	NT	IAJ	-	-	-	-	-	-	9-8-0-1
21	Peterson, Patrick	CB	CB	CB	CB	CB	CB	CB	CB	CB	CB	-	-	-	-	-	-	10-10-0-0
72	Pierre, Olsen	IA	IA	IA	IA	IA	IA	IA	IA	IA	IA	-	-	-	-	-	-	0-0-0-10
63	Price, Givens	PS	PS	PS	PS	PS	PS	PS	PS	PS	PS	-	-	-	-	-	-	N/A
9	Quigley, Ryan	-	-	-	P	P	P	P	P	P	-	-	-	-	-	-	-	6-0-0-0
47	Riddick, Shaq	PS	PS	PS	-	-	-	-	-	-	-	-	-	-	-	-	-	N/A
92	Rucker, Frostee	DT	IAJ	IAJ	IAJ	P	P	P	P	P	P	-	-	-	-	-	-	7-1-0-3
53	ShIPLEY, A.Q.	C	C	C	C	C	C	C	C	C	C	-	-	-	-	-	-	10-10-0-0
29	Simon, Tharold	-	P	P	P	P	P	P	P	IAJ	IAJ	-	-	-	-	-	-	7-0-0-2
5	Stanton, Drew	DNP	P	DNP	P	QB	P	DNP	DNP	DNP	DNP	-	-	-	-	-	-	4-1-6-0
91	Stinson, Ed	IA	P	DT	P	IAJ	IAJ	IAJ	IAJ	IA	P	-	-	-	-	-	-	4-1-0-6
36	Swearinger, D.J.	P	P	P	P	DB	DB	DB	DB	FS	FS	-	-	-	-	-	-	10-6-0-0
30	Taylor, Stepfan	IAJ	P	P	P	P	P	P	P	P	P	-	-	-	-	-	-	9-0-0-1
61	Toner, Cole	IA	IA	DNP	IA	IA	DNP	IA	IA	IA	IA	-	-	-	-	-	-	0-0-2-8
89	Valles, Hakeem	PS	PS	PS	PS	TE	IA	P	P	P	P	-	-	-	-	-	-	5-1-0-1
68	Veldheer, Jared	LT	LT	LT	LT	LT	LT	LT	LT	IR	IR	-	-	-	-	-	-	8-8-0-0
64	Wallace, Martin	-	-	-	-	-	PS	PS	PS	-	-	-	-	-	-	-	-	N/A
78	Watford, Earl	P	P	RG	P	P	RG	RG	RG	RG	RG	-	-	-	-	-	-	10-6-0-0
73	Wetzell, John	P	P	P	P	P	LG	P	P	LT	LT	-	-	-	-	-	-	10-3-0-0
26	Williams, Brandon	CB	CB	P	IA	P	IA	IA	P	P	P	-	-	-	-	-	-	7-2-0-3
33	Williams, Kerwynn	-	-	-	-	-	IA	P	P	P	P	-	-	-	-	-	-	4-0-0-1
94	Williams, Xavier	IA	P	IA	IA	P	IA	IA	IA	P	NT	-	-	-	-	-	-	4-1-0-6

P-Played, Position-Started, INJ-Injured, DNP-Did Not Play, IA-Inactive, IAJ-Inactive/Injured, IR-Injured Reserve, PS-Practice Squad, PUP-Physically Unable to Perform, SUS-NFL Suspension, NFI-Reserve/Non-Football Injury, RE-Roster Exemption



ARIZONA CARDINALS 2016 STARTERS

Opponent, Date	OFFENSE											
	WR	LT	LG	C	RG	RT	TE	WR	QB	RB	TE	
New England, Sep. 11	Floyd	Veldheer	Iupati	ShIPLEY	Mathis	Humphries	Niklas	Fitzgerald	Palmer	D. Johnson	Gresham	
	WR	LT	LG	C	RG	RT	TE	WR	QB	RB	WR	
Tampa Bay, Sep. 18	Floyd	Veldheer	Iupati	ShIPLEY	Mathis	Humphries	Fells	Fitzgerald	Palmer	D. Johnson	Ja. Brown	
	WR	LT	LG	C	RG	RT	TE	WR	QB	RB	TE	
at Buffalo, Sep. 25	Floyd	Veldheer	Iupati	ShIPLEY	Watford	Humphries	Niklas	Fitzgerald	Palmer	D. Johnson	Gresham	
	WR	LT	LG	C	RG	RT	TE	WR	QB	RB	WR	
Los Angeles, Oct. 2	Jo. Brown	Veldheer	Iupati	ShIPLEY	Mathis	Humphries	Fells	Fitzgerald	Palmer	D. Johnson	Ja. Brown	
	WR	LT	LG	C	RG	RT	TE	WR	QB	RB	TE	
at San Fran, Oct. 6	Jo. Brown	Veldheer	Iupati	ShIPLEY	Mathis	Humphries	Valles	Fitzgerald	Stanton	D. Johnson	Gresham	
New York Jets, Oct. 17	Jo. Brown	Veldheer	Wetzel	ShIPLEY	Watford	Humphries	Fells	Fitzgerald	Palmer	D. Johnson	Gresham	
Seattle, Oct. 23	Floyd	Veldheer	Iupati	ShIPLEY	Watford	Humphries	Fells	Fitzgerald	Palmer	D. Johnson	Gresham	
at Carolina, Oct. 30	Nelson	Veldheer	Iupati	ShIPLEY	Watford	Humphries	Momah	Fitzgerald	Palmer	D. Johnson	Gresham	
San Francisco, Nov. 13	Nelson	Wetzel	Iupati	ShIPLEY	Watford	Humphries	Fells	Fitzgerald	Palmer	D. Johnson	Gresham	
at Minnesota, Nov. 20	Floyd	Wetzel	Iupati	ShIPLEY	Watford	Humphries	Fells	Fitzgerald	Palmer	D. Johnson	Gresham	
at Atlanta, Nov. 27												
Washington, Dec. 4												
at Miami, Dec. 11												
New Orleans, Dec. 18												
at Seattle, Dec. 24												
at Los Angeles, Jan. 1												

Opponent, Date	DEFENSE											
	DT	NT	DT	SAM	\$LB	ILB	DB	LCB	RCB	SS	FS	
New England, Sep. 11	Campbell	Mauro	Rucker	Jones	Bucannon	Minter	Branch	Peterson	Williams	Jefferson	Mathieu	
Tampa Bay, Sep. 18	Campbell	Peters	Mauro	Jones	Bucannon	Minter	Branch	Peterson	Williams	Jefferson	Mathieu	
	DT	NT	DT	SAM	\$LB	ILB	WILL	LCB	RCB	SS	FS	
at Buffalo, Sep. 25	Campbell	Peters	Stinson	Jones	Bucannon	Minter	Golden	Peterson	Cooper	Jefferson	Mathieu	
	DT	NT	DT	SAM	\$LB	ILB	DB	LCB	RCB	SS	FS	
Los Angeles, Oct. 2	Campbell	Peters	Mauro	Jones	Bucannon	Minter	Branch	Peterson	Cooper	Jefferson	Mathieu	
	DT	NT	SAM	\$LB	ILB	WILL	DB	LCB	RCB	SS	FS	
at San Fran, Oct. 6	Campbell	Peters	Jones	Bucannon	Minter	Golden	Swearinger	Peterson	Cooper	Jefferson	Mathieu	
	DT	NT	DT	SAM	\$LB	ILB	DB	LCB	RCB	SS	FS	
New York Jets, Oct. 17	Campbell	Peters	Mauro	Jones	Bucannon	Minter	Swearinger	Peterson	Cooper	Jefferson	Mathieu	
Seattle, Oct. 23	Campbell	Peters	Mauro	Jones	Bucannon	Minter	Swearinger	Peterson	Cooper	Jefferson	Mathieu	
at Carolina, Oct. 30	Campbell	Peters	Mauro	Jones	Bucannon	Minter	Swearinger	Peterson	Cooper	Jefferson	Mathieu	
San Francisco, Nov. 13	Campbell	Peters	Mauro	Jones	Bucannon	Minter	Bethel	Peterson	Cooper	Jefferson	Swearinger	
	DT	NT	DT	SAM	\$LB	ILB	WILL	LCB	RCB	SS	FS	
at Minnesota, Nov. 20	Campbell	Williams	Gunter	Jones	Bucannon	Minter	Golden	Peterson	Cooper	Jefferson	Swearinger	
at Atlanta, Nov. 27												
Washington, Dec. 4												
at Miami, Dec. 11												
New Orleans, Dec. 18												
at Seattle, Dec. 24												
at Los Angeles, Jan. 1												

2016 ARIZONA CARDINALS INACTIVES

New England, Sep. 11

S Marqui Christian
LB Kareem Martin
DT Olsen Pierre
DT Ed Stinson
RB Stepfan Taylor
G Cole Toner
NT Xavier Williams

Tampa Bay, Sep. 18

S Marqui Christian
LB Kareem Martin
WR J.J. Nelson
DT Robert Nkemdiche
DT Olsen Pierre
DT Frostee Rucker
G Cole Toner

at Buffalo, Sep. 25

S Marqui Christian
LB Kareem Martin
G Evan Mathis
DT Robert Nkemdiche
DT Olsen Pierre
DT Frostee Rucker
NT Xavier Williams

Los Angeles, Oct. 2

P Drew Butler
DT Robert Nkemdiche
DT Olsen Pierre
DT Frostee Rucker
G Cole Toner
CB Brandon Williams
NT Xavier Williams

at San Francisco, Oct. 6

TE Darren Fells
DT Josh Mauro
DT Robert Nkemdiche
QB Carson Palmer
DT Olsen Pierre
DT Ed Stinson
G Cole Toner

New York Jets, Oct. 17

G Mike Iupati
DT Olsen Pierre
DT Ed Stinson
TE Hakeem Valles
CB Brandon Williams
RB Kerwynn Williams
NT Xavier Williams

Seattle, Oct. 23

WR John Brown
LB Gabe Martin
DT Olsen Pierre
DT Ed Stinson
G Cole Toner
CB Brandon Williams
NT Xavier Williams

at Carolina, Oct. 30

TE Darren Fells
WR Chris Hubert
LB Alex Okafor
DT Olsen Pierre
DT Ed Stinson
G Cole Toner
NT Xavier Williams

San Francisco, Nov. 13

WR Chris Hubert
S Tyrann Mathieu
DT Robert Nkemdiche
DT Olsen Pierre
CB Tharold Simon
DT Ed Stinson
G Cole Toner

at Minnesota, Nov. 20

WR Chris Hubert
S Tyrann Mathieu
DT Robert Nkemdiche
DT Corey Peters
DT Olsen Pierre
CB Tharold Simon
G Cole Toner

at Atlanta, Nov. 27

Washington, Dec. 4

at Miami, Dec. 11

New Orleans, Dec. 18

at Seattle, Dec. 24

at Los Angeles, Jan. 1



ROSTER BY POSITION

No.	Name	Pos.	College	Ht.	Wt.	Age	NFL Exp.
<u>Defensive Line (9)</u>							
93	Calais Campbell	DT	Miami	6-8	300	30	9
95	Rodney Gunter	DT	Delaware State	6-5	305	24	2
97	Josh Mauro	DT	Stanford	6-6	282	25	3
90	Robert Nkemdiche	DT	Mississippi	6-4	296	22	R
98	Corey Peters	DT	Kentucky	6-3	305	28	7
72	Olsen Pierre	DT	Miami	6-5	293	25	1
92	Frostee Rucker	DT	USC	6-3	280	33	11
91	Ed Stinson	DT	Alabama	6-4	287	26	3
94	Xavier Williams	NT	Northern Iowa	6-2	309	24	2
<u>Linebackers (7)</u>							
44	Markus Golden	LB	Missouri	6-3	260	25	2
52	Zaviar Gooden	LB	Missouri	6-1	231	26	3
55	Chandler Jones	LB	Syracuse	6-5	265	26	5
96	Kareem Martin	LB	North Carolina	6-6	272	24	3
51	Kevin Minter	LB	LSU	6-0	246	25	4
54	Sio Moore	LB	Connecticut	6-1	245	26	4
57	Alex Okafor	LB	Texas	6-4	261	25	4
<u>Cornerbacks (5)</u>							
28	Justin Bethel	CB	Presbyterian	6-0	200	26	5
41	Marcus Cooper	CB	Rutgers	6-2	192	26	4
21	Patrick Peterson	CB	LSU	6-1	203	26	6
29	Tharold Simon	CB	LSU	6-3	202	25	4
26	Brandon Williams	CB	Texas A&M	6-0	200	24	R
<u>Safeties (5)</u>							
25	Christian Bryant	S	Ohio State	5-10	198	24	2
20	Deone Bucannon	\$LB	Washington State	6-1	211	24	3
22	Tony Jefferson	S	Oklahoma	5-11	212	24	4
32	Tyrann Mathieu	S	LSU	5-9	186	24	4
36	D.J. Swearingen	S	South Carolina	5-10	205	25	4
<u>Long Snapper (1)</u>							
46	Aaron Brewer	LS	San Diego State	6-5	232	26	5
<u>Punter (1)</u>							
2	Drew Butler	P	Georgia	6-1	217	27	4
<u>Kicker (1)</u>							
7	Chandler Catanzaro	K	Clemson	6-3	200	25	3
<u>Offensive Line (9)</u>							
70	Evan Boehm	C	Missouri	6-3	310	23	R
65	Taylor Boggs	G	Humboldt State	6-3	302	29	5
74	D.J. Humphries	T	Florida	6-5	307	22	2
76	Mike Iupati	G	Idaho	6-5	331	29	7
75	Ulrick John	T	Georgia State	6-5	307	24	3
53	A.Q. Shipley	C	Penn State	6-1	307	30	5
61	Cole Toner	G	Harvard	6-5	300	22	R
78	Earl Watford	G	James Madison	6-3	300	26	4
73	John Wetzell	T	Boston College	6-7	328	25	1
<u>Tight Ends (3)</u>							
85	Darren Fells	TE	UC Irvine	6-7	281	30	3
84	Jermaine Gresham	TE	Oklahoma	6-5	260	28	7
89	Hakeem Valles	TE	Monmouth	6-5	260	24	R
<u>Running Backs (4)</u>							
38	Andre Ellington	RB	Clemson	5-9	199	27	4
31	David Johnson	RB	Northern Iowa	6-1	224	24	2
30	Stepfan Taylor	RB	Stanford	5-9	216	25	4
33	Kerwynn Williams	RB	Utah State	5-8	198	25	3
<u>Wide Receivers (6)</u>							
12	John Brown	WR	Pittsburg State	5-11	179	26	3
11	Larry Fitzgerald	WR	Pittsburgh	6-3	218	33	13
15	Michael Floyd	WR	Notre Dame	6-2	220	27	5
10	Brittan Golden	WR	West Texas A&M	5-11	186	28	3
19	Chris Hubert	WR	Fayetteville State	5-9	170	23	R
14	J.J. Nelson	WR	UAB	5-10	160	24	2
<u>Quarterbacks (2)</u>							
3	Carson Palmer	QB	USC	6-5	235	36	14
5	Drew Stanton	QB	Michigan State	6-3	243	32	10

2016 ARIZONA CARDINALS – HOW THEY WERE BUILT

	DRAFT	TRADES	WAIVERS	FREE AGENTS
2004	Larry Fitzgerald (1)			
2008	Calais Campbell (2)			
2011	Patrick Peterson (1)			
2012	Michael Floyd (1) Justin Bethel (6a)			
2013	Kevin Minter (2) Tyrann Mathieu (3) Alex Okafor (4a) Earl Watford (4b) Stepfan Taylor (5) Andre Ellington (6b)	Carson Palmer (Oak)		Jaron Brown (R) Darren Fells Brittan Golden Tony Jefferson (R) Frostee Rucker Drew Stanton (Ind)
2014	Deone Bucannon (1) Troy Niklas (2) Kareem Martin (3a) John Brown (3b) Ed Stinson (5)			Drew Butler Chandler Catanzaro (R) Josh Mauro Jared Veldheer (Oak) Kerwynn Williams
2015	D.J. Humphries (1) Markus Golden (2) David Johnson (3) Rodney Gunter (4) J.J. Nelson (5b)			Alani Fua (R) Jermaine Gresham Chris Johnson Mike Iupati (SF) Gabe Martin (R) Ifeanyi Momah Corey Peters (Atl) Olsen Pierre A.Q. Shipley D.J. Swearinger John Wetzell Xavier Williams (R)
2016	Robert Nkemdiche (1) Brandon Williams (3) Evan Boehm (4) Cole Toner (5b)	Chandler Jones (NE) Marcus Cooper (KC)	Tharold Simon (Sea)	Taylor Boggs Elie Bouka (R) Tyvon Branch (KC) Aaron Brewer Christian Bryant Zaviar Gooden Chris Hubert (R) Mike Jenkins Ulrick John Evan Mathis (Den) Sio Moore Hakeem Valles (R)

ARIZONA CARDINALS 2016 DEPTH CHART
AS PREPARED BY TEAM'S MEDIA RELATIONS DEPARTMENT

OFFENSE

WR	11 Larry Fitzgerald	14 J.J. Nelson	10 Brittan Golden	
LT	73 John Wetzel	75 Ulrick John		
LG	76 Mike Iupati	65 Taylor Boggs		
C	53 A.Q. Shipley	<u>70 Evan Boehm</u>		
RG	78 Earl Watford	<u>61 Cole Toner</u>		
RT	74 D.J. Humphries	75 Ulrick John		
TE	85 Darren Fells	<u>89 Hakeem Valles</u>		
WR	15 Michael Floyd	12 John Brown	<u>19 Chris Hubert</u>	
QB	3 Carson Palmer	5 Drew Stanton		
RB	31 David Johnson	38 Andre Ellington	30 Stepfan Taylor	33 Kerwynn Williams
TE	84 Jermaine Gresham			

DEFENSE

DT	93 Calais Campbell	<u>90 Robert Nkemdiche</u>	91 Ed Stinson
NT	98 Corey Peters	94 Xavier Williams	72 Olsen Pierre
DT	92 Frostee Rucker	97 Josh Mauro	95 Rodney Gunter
SAM	55 Chandler Jones	57 Alex Okafor	
\$LB	20 Deone Bucannon	52 Zaviar Gooden	
ILB	51 Kevin Minter	54 Sio Moore	
WILL	44 Markus Golden	96 Kareem Martin	
LCB	21 Patrick Peterson	28 Justin Bethel	
RCB	41 Marcus Cooper	29 Tharold Simon	<u>26 Brandon Williams</u>
SS	22 Tony Jefferson	25 Christian Bryant	
FS	32 Tyrann Mathieu	36 D.J. Swearingen	

SPECIALISTS

K	7 Chandler Catanzaro		
P	2 Drew Butler		
LS	46 Aaron Brewer		
H	2 Drew Butler		
KR	10 Brittan Golden	38 Andre Ellington	14 J.J. Nelson
PR	12 John Brown	21 Patrick Peterson	10 Brittan Golden

NOTE: Rookies are underlined;

ARIZONA CARDINALS NUMERIC ROSTER

No.	Name	Pos.	Ht.	Wt.	Age	NFL Exp.	College	How Acquired	2016 GP-GS-DNP-IA
2	Drew Butler	P	6-1	217	27	4	Georgia	FA-14	4-0-0-1
3	Carson Palmer	QB	6-5	235	36	14	USC	TR-13 (Oak)	9-9-0-1
5	Drew Stanton	QB	6-3	243	32	10	Michigan State	UFA-13 (Ind)	4-1-6-0
7	Chandler Catanzaro	K	6-3	200	25	3	Clemson	FA-14	10-0-0-0
10	Brittan Golden	WR	5-11	186	28	3	West Texas A&M	FA-13	6-0-0-0
11	Larry Fitzgerald	WR	6-3	218	33	13	Pittsburgh	D1-04	10-10-0-0
12	John Brown	WR	5-11	179	26	3	Pittsburgh State	D3b-14	9-3-0-1
14	J.J. Nelson	WR	5-10	160	24	2	UAB	D5b-15	9-2-0-1
15	Michael Floyd	WR	6-2	220	27	5	Notre Dame	D1-12	10-5-0-0
19	Chris Hubert	WR	5-9	170	23	R	Fayetteville State	FA-16	0-0-0-3
20	Deone Bucannon	\$LB	6-1	211	24	3	Washington State	D1-14	10-10-0-0
21	Patrick Peterson	CB	6-1	203	26	6	LSU	D1-11	10-10-0-0
22	Tony Jefferson	S	5-11	212	24	4	Oklahoma	FA-13	10-10-0-0
25	Christian Bryant	S	5-10	198	24	2	Ohio State	FA-16	2-0-0-0
26	Brandon Williams	CB	6-0	200	24	R	Texas A&M	D3-16	7-2-0-3
28	Justin Bethel	CB	6-0	200	26	5	Presbyterian	D6a-12	10-1-0-0
29	Tharold Simon	CB	6-3	202	25	4	LSU	WV-16 (Sea)	7-0-0-2
30	Stepfan Taylor	RB	5-9	216	25	4	Stanford	D5-13	9-0-0-1
31	David Johnson	RB	6-1	224	24	2	Northern Iowa	D3-15	10-10-0-0
32	Tyrann Mathieu	S	5-9	186	24	4	LSU	D3-13	8-8-0-2
33	Kerwynn Williams	RB	5-8	198	25	3	Utah State	FA-14	4-0-0-1
36	D.J. Swearinger	S	5-10	205	25	4	South Carolina	FA-15	10-6-0-0
38	Andre Ellington	RB	5-9	199	27	4	Clemson	D6b-13	10-0-0-0
41	Marcus Cooper	CB	6-2	192	26	4	Rutgers	TR-16 (KC)	10-8-0-0
44	Markus Golden	LB	6-3	260	25	2	Missouri	D2-15	10-3-0-0
46	Aaron Brewer	LS	6-5	232	26	5	San Diego State	FA-16	7-0-0-0
51	Kevin Minter	LB	6-0	246	25	4	LSU	D2-13	10-10-0-0
52	Zaviar Gooden	LB	6-1	231	26	3	Missouri	FA-16	1-0-0-0
53	A.Q. Shipley	C	6-1	307	30	5	Penn State	FA-15	10-10-0-0
54	Sio Moore	LB	6-1	245	26	4	Connecticut	FA-16	0-0-0-0
55	Chandler Jones	LB	6-5	265	26	5	Syracuse	TR-16 (NE)	10-10-0-0
57	Alex Okafor	LB	6-4	261	25	4	Texas	D4a-13	9-0-0-1
61	Cole Toner	G	6-5	300	22	R	Harvard	D5b-16	0-0-2-8
65	Taylor Boggs	G	6-3	302	29	5	Humboldt State	FA-16	1-0-1-0
70	Evan Boehm	C	6-3	310	23	R	Missouri	D4-16	10-0-0-0
72	Olsen Pierre	DT	6-5	293	25	1	Miami	FA-15	0-0-0-10
73	John Wetzell	T	6-7	328	25	1	Boston College	FA-15	10-3-0-0
74	D.J. Humphries	T	6-5	307	22	2	Florida	D1-15	10-10-0-0
75	Ulrick John	T	6-5	307	24	3	Georgia State	FA-16	0-0-5-0
76	Mike Iupati	G	6-5	331	29	7	Idaho	UFA-15 (SF)	9-9-0-1
78	Earl Watford	G	6-3	300	26	4	James Madison	D4b-13	10-6-0-0
84	Jermaine Gresham	TE	6-5	260	28	7	Oklahoma	FA-15	10-8-0-0
85	Darren Fells	TE	6-7	281	30	3	UC Irvine	FA-13	8-6-0-2
89	Hakeem Valles	TE	6-5	260	24	R	Monmouth	FA-16	5-1-0-1
90	Robert Nkemdiche	DT	6-4	296	22	R	Mississippi	D1-16	4-0-0-6
91	Ed Stinson	DT	6-4	287	26	3	Alabama	D5-14	4-1-0-6
92	Frostee Rucker	DT	6-3	280	33	11	USC	FA-13	7-1-0-3
93	Calais Campbell	DT	6-8	300	30	9	Miami	D2-08	10-10-0-0
94	Xavier Williams	NT	6-2	309	24	2	Northern Iowa	FA-15	4-1-0-6
95	Rodney Gunter	DT	6-5	305	24	2	Delaware State	D4-15	10-1-0-0
96	Kareem Martin	LB	6-6	272	24	3	North Carolina	D3a-14	7-0-0-3
97	Josh Mauro	DT	6-6	282	25	3	Stanford	FA-14	9-7-0-1
98	Corey Peters	DT	6-3	305	28	7	Kentucky	UFA-15 (Atl)	9-8-0-1

2016 Coaching Staff

Head Coach: **Bruce Arians**

Assistants: **Tom Moore** (Asst. Head Coach/Offense), **James Bettcher** (Defensive Coordinator), **Harold Goodwin** (Offensive Coordinator), **Amos Jones** (Special Teams Coordinator), **Anthony Blevins** (Coaching Asst./Special Teams), **Brentson Buckner** (Defensive Line), **Mike Chiurco** (Defensive Asst./Asst. Defensive Backs), **Rick Christophel** (Tight Ends), **Darryl Drake** (Wide Receivers), **Larry Foote** (Inside Linebackers), **Kevin Garver** (Offensive Asst.), **Steve Heiden** (Asst. Special Teams/Asst. Tight Ends), **Roger Kingdom** (Asst. Strength & Conditioning), **Levon Kirkland** (Bill Bidwill Fellowship/OLB's), **Freddie Kitchens** (Quarterbacks), **Stump Mitchell** (Running Backs), **Buddy Morris** (Strength & Conditioning), **Tom Pratt** (Pass Rush Specialist), **Nick Rapone** (Defensive Backs), **Kevin Ross** (Cornerbacks), **Bob Sanders** (Linebackers), **Larry Zierlein** (Asst. Offensive Line)

11/22/2016



ARIZONA CARDINALS ALPHA ROSTER

No.	Name	Pos.	Ht.	Wt.	Birth Date	NFL		Hometown
						Exp.	College	
28	Bethel, Justin	CB	6-0	200	6/17/1990	5	Presbyterian	Blythewood, SC
70	Boehm, Evan	C	6-3	310	8/19/1993	R	Missouri	Lee's Summit, MO
65	Boggs, Taylor	G	6-3	302	2/20/1987	5	Humboldt State	Pasadena, CA
46	Brewer, Aaron	LS	6-5	232	7/5/1990	5	San Diego State	Fullerton, CA
12	Brown, John	WR	5-11	179	4/3/1990	3	Pittsburg State	Homestead, FL
25	Bryant, Christian	S	5-10	198	3/21/1992	2	Ohio State	Cleveland, OH
20	Bucannon, Deone	\$LB	6-1	211	8/30/1992	3	Washington State	Fairfield, CA
2	Butler, Drew	P	6-1	217	5/10/1989	4	Georgia	Duluth, GA
93	Campbell, Calais	DT	6-8	300	9/1/1986	9	Miami	Aurora, CO
7	Catanzaro, Chandler	K	6-3	200	2/26/1991	3	Clemson	Greenville, SC
41	Cooper, Marcus	CB	6-2	192	2/1/1990	4	Rutgers	Hartford, CT
38	Ellington, Andre	RB	5-9	199	2/3/1989	4	Clemson	Moncks Corner, SC
85	Fells, Darren	TE	6-7	281	4/22/1986	3	UC Irvine	Fullerton, CA
11	Fitzgerald, Larry	WR	6-3	218	8/31/1983	13	Pittsburgh	Minneapolis, MN
15	Floyd, Michael	WR	6-2	220	11/27/1989	5	Notre Dame	St. Paul, MN
10	Golden, Brittan	WR	5-11	186	7/20/1988	3	West Texas A&M	Denver City, TX
44	Golden, Markus	LB	6-3	260	3/13/1991	2	Missouri	St. Louis, MO
52	Gooden, Zaviar	LB	6-1	231	8/31/1990	3	Missouri	Pflugerville, TX
84	Gresham, Jermaine	TE	6-5	260	6/16/1988	7	Oklahoma	Ardmore, OK
95	Gunter, Rodney	DT	6-5	305	1/19/1992	2	Delaware State	Lake Hamilton, FL
19	Hubert, Chris	WR	5-9	170	5/8/1993	R	Fayetteville State	Apex, NC
74	Humphries, D.J.	T	6-5	307	12/28/1993	2	Florida	Charlotte, NC
76	Iupati, Mike	G	6-5	331	5/12/1987	7	Idaho	Vaitogi, American Samoa
22	Jefferson, Tony	S	5-11	212	1/27/1992	4	Oklahoma	Chula Vista, CA
75	John, Ulrich	T	6-5	307	5/20/1992	3	Georgia State	Hinesville, GA
31	Johnson, David	RB	6-1	224	12/16/1991	2	Northern Iowa	Clinton, IA
55	Jones, Chandler	LB	6-5	265	2/27/1990	5	Syracuse	Endicott, NY
96	Martin, Kareem	LB	6-6	272	2/19/1992	3	North Carolina	Roanoke Rapids, NC
32	Mathieu, Tyrann	S	5-9	186	5/13/1992	4	LSU	New Orleans, LA
97	Mauro, Josh	DT	6-6	282	2/17/1991	3	Stanford	Hurst, TX
51	Minter, Kevin	LB	6-0	246	12/3/1990	4	LSU	Suwanee, GA
54	Moore, Sio	LB	6-1	245	5/2/1990	4	Connecticut	West Haven, CT
14	Nelson, J.J.	WR	5-10	160	4/24/1992	2	UAB	Midfield, AL
90	Nkemdiche, Robert	DT	6-4	296	9/19/1994	R	Mississippi	Loganville, GA
57	Okafor, Alex	LB	6-4	261	2/8/1991	4	Texas	Pflugerville, TX
3	Palmer, Carson	QB	6-5	235	12/27/1979	14	USC	Rancho Santa Margarita, CA
98	Peters, Corey	DT	6-3	305	6/8/1988	7	Kentucky	Louisville, KY
21	Peterson, Patrick	CB	6-1	203	7/11/1990	6	LSU	Pompano Beach, FL
72	Pierre, Olsen	DT	6-5	293	8/27/1991	1	Miami	Rahway, NJ
92	Rucker, Frostee	DT	6-3	280	9/14/1983	11	USC	Tustin, CA
53	Shipley, A.O.	C	6-1	307	5/22/1986	5	Penn State	Moon Township, PA
29	Simon, Tharold	CB	6-3	202	3/6/1991	4	LSU	Eunice, LA
5	Stanton, Drew	QB	6-3	243	5/7/1984	10	Michigan State	Farmington Hills, MI
91	Stinson, Ed	DT	6-4	287	2/15/1990	3	Alabama	Homestead, FL
36	Swearinger, D.J.	S	5-10	205	9/1/1991	4	South Carolina	Greenwood, SC
30	Taylor, Stepfan	RB	5-9	216	6/9/1991	4	Stanford	Mansfield, TX
61	Toner, Cole	G	6-5	300	3/13/1994	R	Harvard	Greenwood, IN
89	Valles, Hakeem	TE	6-5	260	11/23/1992	R	Monmouth	Sicklerville, NJ
78	Watford, Earl	G	6-3	300	6/24/1990	4	James Madison	Philadelphia, PA
73	Wetzel, John	T	6-7	328	7/18/1991	1	Boston College	Pittsburgh, PA
26	Williams, Brandon	CB	6-0	200	9/9/1992	R	Texas A&M	Brookshire, TX
33	Williams, Kerwynn	RB	5-8	198	6/9/1991	3	Utah State	Las Vegas, NV
94	Williams, Xavier	NT	6-2	309	1/18/1992	2	Northern Iowa	Kansas City, MO

Injured Reserve

No.	Name	Pos.	Ht.	Wt.	Birthdate	NFL		Injury/Date Listed
						Exp.	College	
39	Bouka, Elie	CB	6-1	205	8/15/1992	R	Calgary	Leg/August 30
27	Branch, Tyvon	S	6-0	210	12/11/1986	9	Connecticut	Groin/October 4
13	Brown, Jaron	WR	6-2	205	1/8/1990	4	Clemson	Knee/October 25
59	Fua, Alani	LB	6-5	234	1/1/1992	2	BYU	Knee/September 28
43	Jenkins, Mike	CB	5-10	197	3/22/1985	9	South Florida	Knee/August 29
23	Johnson, Chris	RB	5-11	203	9/23/1985	9	East Carolina	Groin/October 4
50	Martin, Gabe	LB	6-2	236	6/5/1992	1	Bowling Green	Knee/November 18
69	Mathis, Evan	G	6-5	301	11/1/1981	12	Alabama	Ankle/October 8
80	Momah, Ifeanyi	TE	6-7	255	10/23/1989	2	Boston College	Wrist/November 1
87	Niklas, Troy	TE	6-6	270	9/18/1992	3	Notre Dame	Wrist/September 27
68	Veldheer, Jared	T	6-8	321	6/14/1987	7	Hillsdale	Triceps/November 1

Practice Squad

No.	Name	Pos.	Ht.	Wt.	Birthdate	NFL		Hometown
						Exp.	College	
18	Bundy, Marquis	WR	6-4	215	8/5/1994	R	New Mexico	Anthem, AZ
56	Capi, Cap	LB	6-3	249	7/11/1992	1	Akron	Ocoee, FL
42	Cliett, Reshard	LB	6-2	222	4/29/1992	2	South Florida	Thomasville, GA
4	Dysert, Zac	QB	6-3	223	2/8/1990	2	Miami (Ohio)	Ada, OH
45	Hartfield, Trevon	CB	6-0	195	11/17/1991	R	SW Oklahoma State	Watonga, OK
71	Johnson, Caleb	G	6-4	300	2/22/1993	1	Rutgers	Jacksonville, FL
86	Leonhardt, Brian	TE	6-5	255	4/2/1990	3	Bemidji State	Blaine, MN
34	Miller, Harlan	CB	6-0	182	6/20/1994	R	Southeastern Louisiana	Kentwood, LA
35	Penny, Elijah	RB	6-2	234	8/17/1993	R	Idaho	Lakewood, CA
63	Price, Givens	T	6-4	310	10/3/1994	R	Nebraska	Houston, TX



2016

SUPPLEMENTAL BIOS

AARON BREWER



COLLEGE: San Diego State

HOMETOWN: Fullerton, CA

YEARS NFL/CARDINALS: 5/1

HOW ACQUIRED: FA-16

DOB: July 5, 1990

46 // LONG SNAPPER // 6-5 // 232

PRO CAREER:

Originally signed as a rookie free agent with the Chicago Bears on 5/13/12. Released on 9/10/12. Signed with New York Jets on 4/12/13. Released on 8/26/13 and re-signed with Jets on 9/16/13. Signed with Philadelphia Eagles as unrestricted free agent on 4/18/16. Released on 5/23/16. Signed with Jacksonville Jaguars on 6/16/16 and was released on 8/29/16. Signed with Cardinals on 9/28/16.

2015: Served as long snapper in every game for the fourth consecutive season ... appeared in all three postseason contests, including the Broncos victory in Super Bowl 50 vs. Car (2/7/16) ... had a special teams tackle in Divisional Playoff vs. Pit (1/17/16).

2014: Served as long snapper in all 16 games ... tied career high with three special teams tackles ... snapped for Connor Barth when he tied franchise records for FGs in a game with five in two separate games: @ KC (11/30) and @ SD (12/14) ... snapped in Divisional Playoff vs. Ind (1/11/15).

2013: Served as long snapper in every game and collected two special teams tackles ... snapped on Matt Prater's NFL-re-

cord 64-yard FG vs. Ten (12/8) ... also played in all three playoff games, including Super Bowl XLVIII vs. Sea (2/2/14).

2013: After winning the long snapper job during training camp as a rookie free agent, played in all 16 games and had a career-high three special teams tackles ... made his NFL post-season debut in Divisional Playoff vs. Bal (1/12/13).

COLLEGE:

Appeared in all 50 games in four years ... was a four-time All-Mountain West Conference selection ... had 15 career special teams tackles, including six as a senior in 2011 ... part of special teams unit that converted 160-of-170 PATs and 41-of-66 FGAs ... contributed to punting team that averaged 42.4 yards on 250 punts.

PERSONAL:

Attended Troy (Fullerton, CA) High School where he was an all-conference linebacker as a senior and served as the team's long snapper ... rated as the No. 3 long snapper in the nation by chrissailerkicking.com after his senior season ... also was a member of the track and field team ... majored in Finance.

BREWER CAREER STATS

Year	Team	GP/GS	STT
2012	Den	16/0	3
2013	Den	16/0	2
2014	Den	16/0	3
2015	Den	16/0	0
Total		64/0	8

BREWER POSTSEASON STATS

Year	Team	GP/GS	STT
2012	Den	1/0	0
2013	Den	3/0	0
2014	Den	1/0	0
2015	Den	3/0	1
Total		8/0	1

CHRISTIAN BRYANT



COLLEGE: Ohio State

HOMETOWN: Cleveland, OH

YEARS NFL/CARDINALS: 2/1

HOW ACQUIRED: FA-16

DOB: March 21, 1992

25 // SAFETY // 5-10 // 198

PRO CAREER:

Originally entered the NFL as a seventh-round pick (241st overall) of the Rams in the 2014 NFL Draft. Released on 8/30/14 and signed to Rams practice squad on 9/1/14 where he remained the entire season. Signed a future contract with Rams on 12/30/14. Released on 9/5/15 and re-signed to practice squad on 9/6/15. Elevated to active roster on 10/2/15. Released on 10/23/15. Re-signed with the Rams on 10/27/15. Released on 9/3/16. Signed to Cardinals practice squad on 10/4/16. Elevated to active roster on 11/1/16.

2015: Played in nine games and finished with four special teams tackles ... began season on practice squad before being elevated to active roster on 10/2 ... made NFL debut @ Ari (10/4) ... released on 10/23 and re-signed on 10/27 ... had one special teams tackle @ Min (11/8) and vs. TB (12/17) ... recorded two special teams tackles @ Sea (12/27).

COLLEGE:

Played in 36 games with 27 starts and had 171 tackles, two INTs, 23 passes defended, three forced fumbles and a fumble recovery ... started first five games of 2013 and had 22 tackles, one INT and two passes defended before suffering a broken ankle that ended his season ... voted one of the team's captains prior to the season and was named to watch lists for the Nagurski and Thorpe Awards ... started all 12 games as a junior and helped Buckeyes to a 12-0 record ... set career highs with 70 tackles and 12 passes defended with one INT ... earned second-team All Big-Ten honors ... played in 12 games with nine starts as a sophomore and recorded 69 tackles and eight passes defended ... appeared in seven games (one start) as a true freshman in 2010 and had 10 tackles and a pass defended.

PERSONAL:

Attended Glenville (Cleveland, OH) High School where he was selected to play in the U.S. Army All-American Bowl ... led school to its second state semifinal berth in program history ... graduated with a degree in Sociology.

BRYANT CAREER STATS

Year	Team	GP/GS	Tackles			Sacks		Interceptions					FR	FF	STT	
			Solo	Asst	Ttl	Sk	Yds	Int	Yds	Lg	TD	PD				
2015	StL	9/0	0	0	0	0.0	0	0	0	0	0	0	0	0	0	4
Total		9/0	0	0	0	0.0	0	0	0	0	0	0	0	0	0	4

Single Game Highs:

Special Teams Tackles: 2, @ Seattle, 12/27/15.

MARCUS COOPER



COLLEGE: Rutgers

HOMETOWN: Hartford, CT

YEARS NFL/CARDINALS: 4/1

HOW ACQUIRED: TR-16 (Chiefs)

DOB: February 1, 1990

41 // CORNERBACK // 6-2 // 192

PRO CAREER:

Originally selected by the San Francisco 49ers in the seventh round (252nd overall) of the 2013 NFL Draft. Released on 8/31/13 and claimed off waivers by the Kansas City Chiefs on 9/1/13. Acquired by the Cardinals in exchange for an undisclosed conditional 2018 draft pick on 9/2/16.

2015: Played in 10 games (one start) and had two tackles ... made season debut vs. Den (9/17) ... started and had one solo tackle @ GB (9/28) ... inactive in Games 1 and 5-9 ... notched one solo tackle @ SD (11/22) ... saw action in the remaining six games of the season ... inactive for both play-off contests.

2014: Appeared in 13 games (four starts) and finished the season with 18 tackles, three passes defended and three special teams tackles ... inactive (ankle) for season opener vs. Ten (9/7) ... had five solo tackles and two passes defended @ Den (9/14) ... recorded a season-high six unassisted tackles @ Mia (9/21) ... had a tackle and a pass defended vs. NE (9/29) ... collected three solo tackles vs. Oak (12/14) ... inactive for final two games of the season.

2013: Played in every game and made six starts as a rookie, setting career highs with 41 tackles, three INTs and 18 passes defended ... also had a fumble recovery for a TD, one forced fumble and three special teams tackles ... set franchise record for most passes defended by a rookie and tied for second on the team with his three INTs ... made NFL debut in season opener @ Jax (9/8) and had his first career tackle ... made his first career start vs. NYG (9/29) ... recorded both his first career INT and TD in win @ Ten (10/6); recovered fumble in the end zone on a Titans punt return in the first quarter and then intercepted Ryan Fitzpatrick in the fourth quarter to help set up a Chiefs

FG ... collected an INT for the second straight week vs. Oak (10/13); also had five solo tackles and season-best four passes defended ... registered three tackles and a forced fumble @ Buf (11/3); forced fumble was recovered by Tamba Hali and returned for a TD in the fourth quarter ... posted a career-best eight solo tackles and intercepted Peyton Manning in the second quarter vs. Den (12/1) ... had four tackles in regular season finale @ SD (12/29) ... made postseason debut and had two tackles and a pass defended in Wild Card game @ Ind (1/4/14).

COLLEGE:

Played in 43 games (three starts) at Rutgers, recording 88 tackles, one INT, two fumble recoveries and six passes defended ... appeared in 13 games (one start) as a senior and notched 42 tackles, including three for loss, one INT, a fumble recovery, three passes defended and a blocked kick ... posted 30 tackles, one fumble recovery and a pass defended in 13 games as a junior ... played in nine games (one start) in 2010, finishing the year with 16 tackles and two passes defended ... appeared in six games (one start) in 2009 after playing in two games as a true freshman in 2008 before being granted a redshirt season.

PERSONAL:

Attended Bloomfield (CT) High School where he was ranked as the eighth-best prospect in the state ... ranked second in Connecticut state history in career receiving yards (3,014), TD catches (43) and consecutive games with a TD reception (13) ... finished as school's all-time leader in receiving yards, TDs, receptions and consecutive games with a TD ... also participated in track and field, running the 100 and competing in the long jump and high jump ... majored in Information Technology and Informatics.

COOPER CAREER STATS

Year	Team	GP/GS	Tackles			Sacks		Interceptions					FR	FF	STT
			Solo	Asst.	Ttl	Sk	Yds	Int	Yds	Lg	TD	PD			
2013	KC	16/6	38	3	41	0.0	0	3	32	20	0	18	1	1	3
2014	KC	13/4	18	0	18	0.0	0	0	0	0	0	3	0	0	3
2015	KC	10/1	2	0	2	0.0	0	0	0	0	0	0	0	0	0
Total		39/11	58	3	61	0.0	0	3	32	20	0	21	1	1	6

Single Game Highs:

Single Game Highs: Total Tackles: 8, vs. Denver, 12/1/13; **Solo Tackles:** 8, vs. Denver, 12/1/13; **Interceptions:** 1, three times, last vs. Denver, 12/1/13; **Fumble Recoveries:** 1, @ Tennessee, 10/6/13; **Forced Fumbles:** 1, @ Buffalo, 11/3/13; **TDs:** 1, fumble recovery in end zone @ Tennessee, 10/6/13.

COOPER POSTSEASON STATS

Year	Team	GP/GS	Tackles			Sacks		Interceptions					FR	FF	STT
			Solo	Asst.	Ttl	Sk	Yds	Int	Yds	Lg	TD	PD			
2013	KC	1/0	1	1	2	0.0	0	0	0	0	0	1	0	0	0
2015	KC	0/0	0	0	0	0.0	0	0	0	0	0	0	0	0	0
Total		1/0	1	1	2	0.0	0	0	0	0	0	1	0	0	0

Postseason Single Game Highs:

Postseason Single Game Highs: Total Tackles: 2, @ Indianapolis, 1/4/14; **Solo Tackles:** 1, @ Indianapolis, 1/4/14.

ZAVIAR GOODEN



COLLEGE: Missouri

HOMETOWN: Pflugerville, TX

YEARS NFL/CARDINALS: 3/1

HOW ACQUIRED: FA-16

DOB: August 31, 1990

52 // LINEBACKER // 6-1 // 231

PRO CAREER:

Originally selected by the Tennessee Titans in the third round (97th overall) of the 2013 NFL Draft. Released on 9/11/15. Signed with Detroit on 5/2/16. Released on 9/3/16 and signed to the Lions practice squad on 9/21/16. Elevated to active roster on 9/24/16. Released on 9/26/16 and added to practice squad on 9/27/16. Released from practice squad on 10/13/16. Signed to Cardinals practice squad on 11/1/16. Elevated to active roster on 11/18/16.

2016: Played in one game with Lions, recording three tackles @ GB (9/25) ... signed to Detroit's practice squad on 9/21 and elevated to active roster on 9/24 ... released on 9/26 and re-signed to practice squad on 9/27 before being released on 10/13 ... signed to Cardinals practice squad on 11/1.

2014: Appeared in 15 games with two starts and had a career-high 20 tackles, including two for loss ... recorded four solo tackles in season opener @ KC (9/7) ... posted season-high five tackles vs. Dal (9/14) ... started next two games at MLB, tying season high with five tackles @ Ind (9/28) ... had two special teams tackles vs. NYG (12/7) ... inactive (hamstring) @ Jax (12/18).

2013: : Played in nine games and made one start as a rookie, recording seven tackles and five special teams stops ... inactive for seven games with ankle and hamstring injuries ... made NFL debut vs. NYJ (9/29) and had one special teams tackle ... had two special teams tackles @ StL (11/3) ... made first career start @ Den (12/8) and recorded first tackle on defense ... set career high with six tackles vs. Ari (12/15).

COLLEGE:

Played in 49 games (36 starts) and totaled 256 tackles, 4.0 sacks, 20.5 tackles for loss, 11 passes defensed, five INTs, two forced fumbles and five fumble recoveries ... served as a team captain as a senior in 2012 when he started 10 games and collected 61 tackles, four tackles for loss, two fumble recoveries and one INT returned for a TD ... started all 13 games as a junior and had 80 tackles, six tackles for loss and a sack ... also had two INTs and four passes defensed ... led the team with a career-high 85 tackles as a sophomore in 2010, adding three sacks, 7.5 tackles for loss and two INTs ... earned honorable mention All-Big 12 accolades from league's coaches ... appeared in all 13 games in 2009, finishing with 30 tackles, including three for loss ... received first-team Academic All-Big 12 honors ... redshirted in 2008.

PERSONAL:

First name pronounced "ZAY-vee-er" ... attended Pflugerville (TX) High School where he played with current Cardinals teammate LB Alex Okafor ... rushed for 1,128 yards and nine TDs as a senior while adding two INTs and a fumble recovery on defense ... helped lead team to a 12-4 record and a second-place finish in Class 5A ... selected as district's 2007 All-Purpose Player of the Year ... started on both sides of the ball as a junior, earning first-team all-district honors at safety and second-team honors at running back ... also spent four years on track and field team ... graduated in December 2012 with a degree in Business Management.

GOODEN CAREER STATS

Year	Team	GP/GS	Tackles			Sacks		Interceptions					FR	FF	STT	
			Solo	Asst.	Ttl	Sk	Yds	Int	Yds	Lg	TD	PD				
2013	Ten	9/1	4	3	7	0.0	0	0	0	0	0	0	0	0	0	5
2014	Ten	15/2	13	7	20	0.0	0	0	0	0	0	0	0	0	0	4
2016	Det	1/0	2	1	3	0.0	0	0	0	0	0	0	0	0	0	0
Total		25/3	19	11	30	0.0	0	0	0	0	0	0	0	0	0	9

Single Game Highs:

Single Game Highs: Total Tackles: 6, vs. Arizona, 12/15/13; Solo Tackles: 4, twice, last vs. Dallas, 9/14/14.

ULRICK JOHN



COLLEGE: Georgia State

HOMETOWN: Hinesville, GA

YEARS NFL/CARDINALS: 3/1

HOW ACQUIRED: FA-16

DOB: May 20, 1992

75 // TACKLE/GUARD // 6-5 // 307

PRO CAREER:

Originally selected by the Indianapolis Colts in the seventh round (232nd overall) of the 2014 NFL Draft. Released on 9/5/15 and signed to Colts practice squad on 9/6/15. Signed by Miami Dolphins off Colts practice squad on 11/2/15. Released on 9/3/16 and signed to Dolphins practice squad on 9/5/16. Signed to Cardinals active roster on 10/8/16.

2015: Began the season on Colts practice squad before being signed by Dolphins on 11/2 ... appeared in two games with Miami ... was inactive for six games and DNP in one other ... made NFL debut and saw action at tackle @ SD (12/20) ... played on special teams in regular season finale vs. NE (1/3/16).

2014: Spent entire rookie season on injured reserve after suffering ankle injury during preseason.

COLLEGE:

Four-year letterman where he played in 36 games with 25 starts ... started 11 games at left tackle as a senior in 2013 and received honorable mention All-Sun Belt ... made 10 starts in 11 games played at left tackle as a junior ... appeared in 10 games (four starts) as a sophomore, starting games at left tackle, left guard and center ... played in four games as a true freshman during school's inaugural season of football.

PERSONAL:

Attended Bradwell Institute (Hinesville, GA) where he was a first-team All-Savannah selection by the Savannah Morning News as a senior ... played center, defensive end and long snapper ... was a two-time first-team all-region choice ... had 32 knock-down blocks as a senior and 90 for his career ... recorded 26 tackles with nine tackles for loss on defense and returned two fumbles for TDs ... also played basketball and baseball.

JOHN CAREER STATS

Year	Team	GP/GS
2014	Ind	Injured Reserve-Ankle
2015	Mia	2/0
Total		2/0

THAROLD SIMON

COLLEGE: LSU

HOMETOWN: EUNICE, LA

YEARS NFL/CARDINALS: 4/1

HOW ACQUIRED: WV-16 (SEAHAWKS)

DOB: March 6, 1991



29 // CORNERBACK // 6-3 // 202

PRO CAREER:

Originally selected by Seattle in the fifth-round (138th overall) of the 2013 NFL Draft. Released on 9/13/16 and claimed off waivers by the Cardinals on 9/14/16.

2015: Played in one game before being placed on injured reserve (toe) ... appeared on special teams @ GB (9/20) ... inactive (toe) for three other games and was placed on IR on 10/10.

2014: Appeared in 10 games (one start) and had 11 tackles, one INT and three passes defended ... inactive (knee) the first five games of the season ... started in his NFL debut and had his first career tackle @ StL (10/19) ... collected two solo tackles @ Car (10/26) ... posted a career-best three tackles vs. NYG (11/9) ... had his first career INT @ Phi (12/7) ... inactive (shoulder) for regular season finale vs. StL (12/28) ... played in all three postseason games ... started at CB and had five solo tackles in Divisional Playoff win vs. Car (1/10/15) ... saw action in NFC Championship Game vs. GB (1/18/15) and Super Bowl XLIX vs. NE (2/1/15); recorded a pass defended in the Super Bowl.

2013: Missed entire season due to foot injury ... placed on Reserve/PUP list on 8/27 and reverted to injured reserve on 12/10.

COLLEGE:

Played in 34 games (15 starts) in three seasons at LSU, recording 99 tackles, seven INTs, 22 passes defended, 2.5 tackles for loss, a forced fumble and a fumble recovery ... started all 13 games as a junior in 2012 and led the Tigers with four INTs and nine passes defended ... also had 45 tackles and a fumble recovery ... played in 13 games (two starts) and ranked third in the SEC with 10 passes defended as a sophomore ... finished season with 42 tackles, 2.5 tackles for loss, two INTs and a forced fumble ... appeared in eight games and had one INT and three passes defended as a true freshman in 2010.

PERSONAL:

Attended Eunice (LA) High School where he played CB and WR and was a Super Prep All-American ... recorded 13 career INTs ... caught 29 passes for 671 yards and four TDs while rushing for 122 yards and four TDs as a senior ... majored in General Studies.

SIMON CAREER STATS

Year	Team	Tackles				Sacks		Interceptions					FR	FF	STT
		GP/GS	Solo	Asst.	Ttl	Sk	Yds	Int	Yds	Lg	TD	PD			
2013	Sea	Injured Reserve-Foot													
2014	Sea	10/1	9	2	11	0.0	0	1	0	0	0	3	0	0	2
2015	Sea	1/0	0	0	0	0.0	0	0	0	0	0	0	0	0	0
Total		11/1	9	2	11	0.0	0	1	0	0	0	3	0	0	2

Single Game Highs:

Single Game Highs: Total Tackles: 3, vs. NY Giants, 11/9/14; **Solo Tackles:** 2, twice, last vs. NY Giants, 11/9/14; **Interceptions:** 1, @ Philadelphia, 12/7/14.

SIMON POSTSEASON STATS

Year	Team	Tackles				Sacks		Interceptions					FR	FF	STT
		GP/GS	Solo	Asst.	Ttl	Sk	Yds	Int	Yds	Lg	TD	PD			
2013	Sea	Injured Reserve-Foot													
2014	Sea	3/1	5	0	5	0.0	0	0	0	0	0	1	0	0	0
2015	Sea	Injured Reserve-Toe													
Total		3/1	5	0	5	0.0	0	0	0	0	0	1	0	0	0

Postseason Single Game Highs:

Postseason Single Game Highs: Total Tackles: 5, vs. Carolina, 1/10/15, 1/13/13; **Solo Tackles:** 5, vs. Carolina, 1/10/15

2016 NFL STANDINGS AND SCHEDULE

	W	L	T	Div	Conf	Wk 1	Wk 2	Wk 3	Wk 4	Wk 5	Wk 6	Wk 7	Wk 8	Wk 9	Wk 10	Wk 11	Wk 12	Wk 13	Wk 14	Wk 15	Wk 16	Wk 17	
NFC EAST																							
Dallas	9	1	0	2-1	5-1	NYG	<u>at Was</u>	CHI	<u>at SF</u>	CIN	<u>at GB</u>	(BYE)	PHI	<u>at Cle</u>	<u>at Pit</u>	BAL	WAS	at Min	at NYG	TB	DET	at Phi	
NY Giants	7	3	0	2-1	5-3	<u>at Dal</u>	NO	WAS	at Min	at GB	BAL	<u>at LA</u>	(BYE)	PHI	CIN	CHI	at Cle	at Pit	DAL	DET	at Phi	at Was	
Washington	6	3	1	2-1	4-2	PIT	DAL	<u>at NYG</u>	CLE	<u>at Bal</u>	PHI	at Det	at Cin	(BYE)	MIN	GB	at Dal	at AZ	at Phi	CAR	at Chi	NYG	
Philadelphia	5	5	0	0-3	3-5	CLE	<u>at Chi</u>	PIT	(BYE)	at Det	at Was	MIN	at Dal	at NYG	ATL	at Sea	GB	at Cin	WAS	at Bal	BYG	DAL	
NFC NORTH																							
Detroit	6	4	0	1-2	4-2	<u>at Ind</u>	TEN	at GB	at Chi	PHI	LA	WAS	at Hou	<u>at Min</u>	(BYE)	JAX	MIN	at NO	CHI	at NYG	at Dal	GB	
Minnesota	6	4	0	1-2	4-4	<u>at Ten</u>	GB	<u>at Car</u>	NYG	HOU	(BYE)	at Phi	at Chi	DET	at Was	AZ	at Det	DAL	at Jax	IND	at GB	CHI	
Green Bay	4	6	0	2-1	3-4	<u>at Jax</u>	at Min	DET	(BYE)	NYG	DAL	CHI	at Atl	IND	at Ten	at Was	at Phi	HOU	SEA	at Chi	MIN	at Det	
Chicago	2	8	0	2-1	2-5	at Hou	PHI	at Dal	DET	at Ind	JAX	at GB	MIN	(BYE)	at TB	at NYG	TEN	SF	at Det	GB	WAS	at Min	
NFC SOUTH																							
Atlanta	6	4	0	3-1	4-3	TB	<u>at Oak</u>	<u>at NO</u>	CAR	<u>at Den</u>	at Sea	SD	GB	<u>at TB</u>	at Phi	(BYE)	AZ	KC	at LA	SF	at Car	NO	
Tampa Bay	5	5	0	2-1	4-3	<u>at Atl</u>	at AZ	LA	DEN	<u>at Car</u>	(BYE)	<u>at SF</u>	OAK	ATL	CHI	<u>at KC</u>	SEA	DET	NO	at Dal	at NO	CAR	
New Orleans	4	6	0	1-2	3-3	OAK	at NYG	ATL	<u>at SD</u>	(BYE)	CAR	at KC	SEA	<u>at SF</u>	DEN	at Car	LA	DET	at TB	at AZ	TB	at Atl	
Carolina	4	6	0	1-3	4-4	at Den	SF	MIN	at Atl	TB	at NO	(BYE)	AZ	<u>at LA</u>	KC	NO	at Oak	at Sea	SD	at Was	ATL	at TB	
NFC WEST																							
Seattle	7	2	1	1-1	3-2	<u>at MIA</u>	at LA	SF	<u>at NYJ</u>	(BYE)	ATL	at AZ	at NO	BUF	<u>at NE</u>	PHI	at TB	CAR	at GB	LA	AZ	at SF	
Arizona	4	5	1	2-1	1-3	NE	TB	at Buf	LA	<u>at SF</u>	NYJ	SEA	at Car	(BYE)	SF	at Min	at Atl	WAS	at Mia	NO	at Sea	LA	
Los Angeles	4	6	0	2-1	3-4	at SF	SEA	<u>at TB</u>	<u>at AZ</u>	BUF	at Det	NYG	(BYE)	CAR	<u>at NYJ</u>	MIA	at NO	at NE	ATL	at Sea	SF	AZ	
San Francisco	1	9	0	1-3	1-7	LA	at Car	at Sea	DAL	AZ	at Buf	TB	(BYE)	NO	at AZ	NE	at Mia	at Mia	NYJ	at Atl	at LA	SEA	
AFC EAST																							
New England	8	2	0	2-1	6-1	<u>at AZ</u>	MIA	HOU	BUF	<u>at Cle</u>	CIN	<u>at Pit</u>	<u>at Buf</u>	(BYE)	SEA	<u>at SF</u>	at NYJ	LA	BAL	at Den	Wk 15	Wk 16	
Miami	6	4	0	2-1	5-3	at Sea	at NE	CLE	at Cin	TEN	PIT	BUF	(BYE)	NYJ	<u>at SD</u>	<u>at LA</u>	SF	at Bal	AZ	at NYJ	at Buf	NE	
Buffalo	5	5	0	1-3	2-4	at Bal	NYJ	AZ	<u>at NE</u>	at LA	SF	at Mia	NE	at Sea	(BYE)	<u>at Cin</u>	JAX	at Oak	PIT	CLE	MIA	at NYJ	
NY Jets	3	7	0	1-1	3-4	CIN	<u>at Buf</u>	at KC	SEA	at Pit	at AZ	BAL	<u>at Cle</u>	at Mia	LA	(BYE)	NE	IND	at SF	MIA	at NE	BUF	
AFC NORTH																							
Baltimore	5	5	0	3-0	5-2	BUF	<u>at Cle</u>	<u>at Jax</u>	OAK	WAS	at NYG	at NYJ	(BYE)	PIT	CLE	<u>at Dal</u>	CIN	MIA	SEA	Wk 15	Wk 16	Wk 17	
Pittsburgh	5	5	0	2-1	4-3	<u>at Was</u>	CIN	at Phi	KC	NYJ	at Mia	NE	(BYE)	at Bal	DAL	<u>at Cle</u>	at Ind	NYG	at Buf	at Cin	BAL	CLE	
Cincinnati	3	6	1	1-1	3-4	<u>at NYJ</u>	at Pit	DEN	MIA	at Dal	at NE	CLE	WAS	(BYE)	at NYG	BUF	at Bal	PHI	at Cle	PIT	at Hou	BAL	
Cleveland	0	11	0	0-4	0-8	at Phi	BAL	at Mia	at Was	NE	at Ten	at Cin	NYJ	DAL	at Bal	PIT	NYG	(BYE)	CIN	at Buf	SD	at Pit	
AFC SOUTH																							
Houston	6	4	0	3-0	4-3	CHI	<u>at NO</u>	at NE	TEN	at Min	IND	at Den	DET	(BYE)	<u>at Jax</u>	at Oak	SD	at GB	at Ind	JAX	CIN	at Ten	
Indianapolis	5	5	0	2-2	3-4	DET	at Den	SD	at Jax	CHI	at Hou	<u>at Ten</u>	KC	<u>at GB</u>	(BYE)	TEN	PIT	at NYJ	HOU	at Min	at Oak	JAX	
Tennessee	5	6	0	1-3	3-5	MIN	<u>at Det</u>	OAK	at Hou	at Mia	CLE	JAX	IND	at SD	GB	at Ind	at Chi	(BYE)	DEN	at KC	at Jax	HOU	
Jacksonville	2	8	0	1-2	1-6	GB	at SD	BAL	IND	(BYE)	<u>at Chi</u>	OAK	at Ten	at KC	HOU	at Det	at Buf	DEN	MIN	at Hou	TEN	at Ind	
AFC WEST																							
Oakland	8	2	0	2-1	6-1	<u>at NO</u>	ATL	<u>at Ten</u>	<u>at Bal</u>	SD	KC	<u>at Jax</u>	<u>at TB</u>	DEN	(BYE)	HOU	CAR	BUF	at KC	at SD	IND	at Den	
Kansas City	7	3	0	2-0	5-2	SD	at Hou	NYJ	at Pit	(BYE)	<u>at Oak</u>	NO	<u>at Ind</u>	JAX	<u>at Car</u>	TB	at Den	at Atl	OAK	TEN	DEN	at SD	
Denver	7	3	0	1-2	4-2	CAR	IND	<u>at Cin</u>	<u>at TB</u>	ATL	at SD	HOU	SD	at Oak	<u>at NO</u>	(BYE)	KC	at Jax	at Ten	NE	at KC	OAK	
San Diego	4	6	0	1-3	3-5	at KC	JAX	at Ind	NO	at Oak	DEN	<u>at Atl</u>	at Den	TEN	MIA	(BYE)	at Hou	TB	at Car	OAK	at Cle	KC	

Bolded and Underlined Opponent - win