



MIAMI DOLPHINS WEEKLY RELEASE

WEEK 11

MIAMI DOLPHINS (5-4) AT LOS ANGELES RAMS (4-5)

SUNDAY, NOV. 20, 2016 | 4:05 PM ET | LOS ANGELES MEMORIAL COLISEUM | LOS ANGELES, CALIF.





2016 MIAMI DOLPHINS SCHEDULE

PRESEASON

JAN. 29, 2017

Pro Bowl
Orlando, Fla.

DATE	OPPONENT	STADIUM	TIME/ RESULT	NETWORK	RADIO	PRESENTING SPONSOR	GIVEAWAY
Fri., Aug. 12	at New York Giants	MetLife Stadium	W, 27-10	WFOR CBS4	560 WQAM KISS 99.9		
Fri., Aug. 19	at Dallas Cowboys	AT&T Stadium	L, 14-41	WFOR CBS4	560 WQAM KISS 99.9		
Thurs., Aug. 25	Atlanta Falcons	Camping World Stadium	W, 17-6	NBC	560 WQAM KISS 99.9		
Thurs., Sept. 1	Tennessee Titans	Hard Rock Stadium	L, 10-21	WFOR CBS4	560 WQAM KISS 99.9		

FEB. 5, 2017

Super Bowl LI
Houston, Texas

REGULAR SEASON

DATE	OPPONENT	STADIUM	TIME/ RESULT	NETWORK	RADIO	PRESENTING SPONSOR	GIVEAWAY
Sun., Sept. 11	at Seattle Seahawks	CenturyLink Field	L, 10-12	CBS	560 WQAM KISS 99.9		
Sun., Sept. 18	at New England Patriots	Gillette Stadium	L, 24-31	CBS	560 WQAM KISS 99.9		
Sun., Sept. 25	Cleveland Browns	Hard Rock Stadium	W, 30-24 (OT)	CBS	560 WQAM KISS 99.9	Publix	Jersey Flag Twirler
Thurs., Sept. 29	at Cincinnati Bengals	Paul Brown Stadium	L, 7-22	NFL Network	560 WQAM KISS 99.9		
Sun., Oct. 9	Tennessee Titans	Hard Rock Stadium	L, 17-30	CBS	560 WQAM KISS 99.9	Dolphins CANCER RESEARCH	"I AM A CANCER FIGHTER" Card Giveaway
Sun., Oct. 16	Pittsburgh Steelers	Hard Rock Stadium	W, 30-15	CBS	560 WQAM KISS 99.9		
Sun., Oct. 23	Buffalo Bills	Hard Rock Stadium	W, 28-25	CBS	560 WQAM KISS 99.9	AARP Foundation	Roller Banner
BYE WEEK							
Sun., Nov. 6	New York Jets	Hard Rock Stadium	W, 27-23	CBS	560 WQAM KISS 99.9	Bank of America	
Sun., Nov. 13	at San Diego Chargers	Qualcomm Stadium	W, 31-24	CBS	560 WQAM KISS 99.9		
Sun., Nov. 20	at Los Angeles Rams	Los Angeles Memorial Coliseum	4:05 p.m.	FOX	560 WQAM KISS 99.9		
Sun., Nov. 27	San Francisco 49ers	Hard Rock Stadium	1 p.m.	FOX	560 WQAM KISS 99.9	PAPA JOHN'S BETTER PIZZA.	
Sun., Dec. 4	at Baltimore Ravens	M&T Bank Stadium	1 p.m.*	CBS	560 WQAM KISS 99.9		
Sun., Dec. 11	Arizona Cardinals	Hard Rock Stadium	1 p.m.*	FOX	560 WQAM KISS 99.9	AQUAFINA	
Sat., Dec. 17	at New York Jets	MetLife Stadium	8:25 p.m.	NFL Network	560 WQAM KISS 99.9		
Sat., Dec. 24	at Buffalo Bills	New Era Field	1 p.m.	CBS	560 WQAM KISS 99.9		
Sun., Jan. 1	New England Patriots	Hard Rock Stadium	1 p.m.*	CBS	560 WQAM KISS 99.9	Hard Rock Hotel	

* Game subject to flexible scheduling in Weeks 5-15 and Week 17
All times Eastern

All Dolphins games can be heard on 560 WQAM and Kiss 99.9, the flagship stations of the Miami Dolphins Radio Network, Dolphins.com and throughout South and Central Florida on stations that make up The Miami Dolphins Radio Network. In addition to the game broadcasts, the stations will feature expanded pre-, halftime and postgame shows. Dolphins fans who tune into Miami's Sportsradio 560 WQAM will have the opportunity to listen to live broadcasts of Head Coach Adam Gase's day-after game press conferences and "Dolphins Friday," a day of Dolphins' centric-content on the station featuring interviews with players, coaches, and team executives.

2016 AFC EAST STANDINGS

TEAM	W	L	PCT	PF	PA
Patriots	7	2	.778	241	163
Dolphins	5	4	.556	204	206
Bills	4	5	.444	237	203
Jets	3	7	.300	179	244

MIAMI DOLPHINS MEDIA WEBSITE

media.miamidolphins.com

The Miami Dolphins have recently launched a new media website, featuring everything a media member needs to cover the team. Visitors can find transcripts, press releases, weekly releases, credentials, notes, gamebooks, flip cards an archive of old media guides and gamebooks and more by visiting media.miamidolphins.com.





WEEK 11: LOS ANGELES TABLE OF CONTENTS

MEDIA INFORMATION	2-3
DOLPHINS EN ESPAÑOL	4
TEAM NOTES	5
OFFENSE NOTES	6-7
DEFENSE NOTES	8-9
SPECIAL TEAMS NOTES	10
WHAT TO LOOK FOR...	11
THE DOLPHINS VS. THE RAMS	12-14
THE LAST TIME THEY MET...	15
HARD ROCK STADIUM MODERNIZATION	16-17
DOLPHINS ON THE AIR	18
RISE YOUTH PROGRAM AWARDS	19
IN THE COMMUNITY	20
DEPTH CHART	21
PROJECTED CONTRIBUTORS	22-23
TRANSACTIONS	24-25
NUMERICAL ROSTER	26
ALPHABETICAL ROSTER	27
POSITIONAL ROSTER/PRONUNCIATIONS	28
HOW THEY WERE ACQUIRED	29
2016 GAME RECAPS	30-38
STEPHEN M. ROSS	39
MIKE TANNENBAUM	40
CHRIS GRIER	41
ADAM GASE	42
THE COACHING STAFF	43-44
PLAYER BIOS	45-101
SUPPLEMENTAL BIOS	103-107
SUPPLEMENTAL STATISTICS	109-121
THE LAST TIME...	122-127
LAST WEEK'S GAME BOOK	128-143
NFL STANDINGS	144



WEEKLY MEDIA SCHEDULE: WEEK 11 AT LOS ANGELES

15 TUE	16 WED	17 THU	18 FRI	19 SAT	20 SUN	21 MON
No media availability	<p><u>Open Locker Room</u> 11:30 a.m. - 12:10 p.m.</p> <p><u>Practice*</u> 1:20 - 3:05 p.m.</p> <p><u>Adam Gase</u> 3:35 p.m. (team hotel)</p> <p><u>Conference Calls</u> 10:20 a.m. - Rams Head Coach Jeff Fisher 12:15 p.m. - Rams Player TBD</p> <p><i>(Practice and availabilities are in California and are listed in Pacific Time)</i></p>	<p><u>Open Locker Room</u> 11:30 a.m. - 12:10 p.m.</p> <p><u>Practice*</u> 1:15 - 2:46 p.m.</p> <p><u>Coordinators</u> 3:10 p.m. (team hotel)</p> <p><u>Adam Gase</u> 3:50 p.m. (team hotel)</p> <p><i>(Practice and availabilities are in California and are listed in Pacific Time)</i></p>	<p><u>Practice*</u> 2:10 - 3:30 p.m.</p> <p>Head Coach Adam Gase and players available following practice (on practice field)</p> <p><i>(Practice and availabilities are in California and are listed in Pacific Time)</i></p>	No media availability	<p><u>Week 11</u> at Los Angeles Kickoff - 1:05 p.m. PT TV - CBS</p>	TBD - Head Coach Adam Gase Press Conference

* Practice will be open to media for approximately 30 minutes

DOLPHINS ON THE AIR

Television:	WSVN-TV (FOX 7 - Miami-Ft. Lauderdale) WFLX-TV (West Palm Beach) WFTX-TV (Ft. Myers)	
Broadcasters:	Chris Myers - Play-By-Play Ronde Barber - Color Analyst Jennifer Hale - Sideline	
Local Radio:	Dolphins Radio Network KISS 99.9-FM WQAM 560-AM	
Broadcasters:	Jimmy Cefalo - Play-By-Play Bob Griese - Color Analyst Joe Rose - Color Analyst Kim Bokamper - Sideline	
Spanish Radio:	Dolphins Spanish Radio WMYM-990 AM	
Broadcasters:	Raul Striker Jr. - Play-By-Play Eduardo Martell - Color Analyst	

ROAD WARRIORS

Miami's eight road games in 2016 will have the team travel a total of **25,516 miles (roundtrip)** away from home. It will be the **most miles traveled** by the Dolphins in an eight-game road schedule in team history (does not include London games in 2015 and 2007, where Miami was designated as the home team). The 25,516 road-game miles will be **the most of any NFL team located in the Eastern time zone** in 2016 and the fourth-most in the NFL, behind the Oakland Raiders, Seattle Seahawks and San Francisco 49ers.

MOST MILES (2016)

RNK	TEAM	MILES
1	Los Angeles Rams	37,072
2	Oakland Raiders	31,580
3	Seattle Seahawks	27,724
4	MIAMI DOLPHINS	25,516
5	San Francisco 49ers	25,330
6	Jacksonville Jaguars	23,652
7	San Diego Chargers	23,354
8	Arizona Cardinals	21,160

* Regular season games only

COMMUNICATIONS DEPARTMENT



JASON JENKINS

Sr. Vice President,
Communications &
Community Affairs

O: 954-452-7174
M: 954-290-6864
JJenkins@dolphins.com



MATT TAYLOR

Director of
Football
Communications

O: 954-452-7179
M: 954-649-7505
MattTaylor@dolphins.com



THERESA MANAHAN

Corporate
Communications
Manager

O: 305-943-1451
M: 904-838-7160
TManahan@dolphins.com



BRETT BRECHEISEN

Football
Communications
Manager

O: 954-452-7190
M: 954-663-1255
BBrecheisen@dolphins.com



RENZO SHEPPARD

Football
Communications
Manager

O: 954-452-7144
M: 904-616-1538
RSheppard@dolphins.com



GAYLE BADEN

Communications
Coordinator

O: 954-452-7173
M: 954-610-8660
GBaden@dolphins.com



SYDNEY WADE

Communications
Coordinator

O: 954-452-7198
M: 305-720-5131
SWade@dolphins.com



JOSEPH BUSATTO

Communications
Staff Assistant

O: 954-452-7110
M: 305-989-2032
JBusatto@dolphins.com



MIAMI DOLPHINS MEDIA WORKROOM ACCESS & PARKING INFORMATION FOR THE 2016 SEASON

As a reminder, the workroom for accredited media covering the Miami Dolphins is located behind the Dolphins Pro Shop at the Baptist Health Training Facility at Nova Southeastern University. Access to the media workroom is granted by the Communications Staff to members of the media upon their arrival at training camp.

Parking passes are distributed by the Communications Department. The passes **need to be clearly displayed** to gain entry into the media parking areas. Media parking is available at the Nova Southeastern University Medical School garage (HPD Garage), which is next to the Dolphins Pro Shop, and located near the intersection of University Drive and S.W. 30th Street, between Griffin Road and I-95. Access to this garage is off University Drive and S.W. 30th Street. In the event the HPD Garage is full, the overflow media parking will be in the AUX Parking Lot next to the NOVA Softball fields.

PLEASE NOTE – ALL MEDIA ARE ASKED TO PARK ON THE SECOND FLOOR OF THE HPD GARAGE. PARKING ON THE FIRST FLOOR IS RESERVED FOR NOVA PATIENTS ONLY. THE GARAGE WILL BE MONITORED BY NOVA AND THOSE WHO PARK ON THE FIRST FLOOR WILL BE TICKETED.

PLEASE PREARRANGE ALL LIVE TRUCK PARKING through the Miami Dolphins Communications Department.

DIRECTIONS TO PARKING GARAGE AT NOVA SOUTHEASTERN UNIVERSITY

FROM I-95 OR FLORIDA'S TURNPIKE

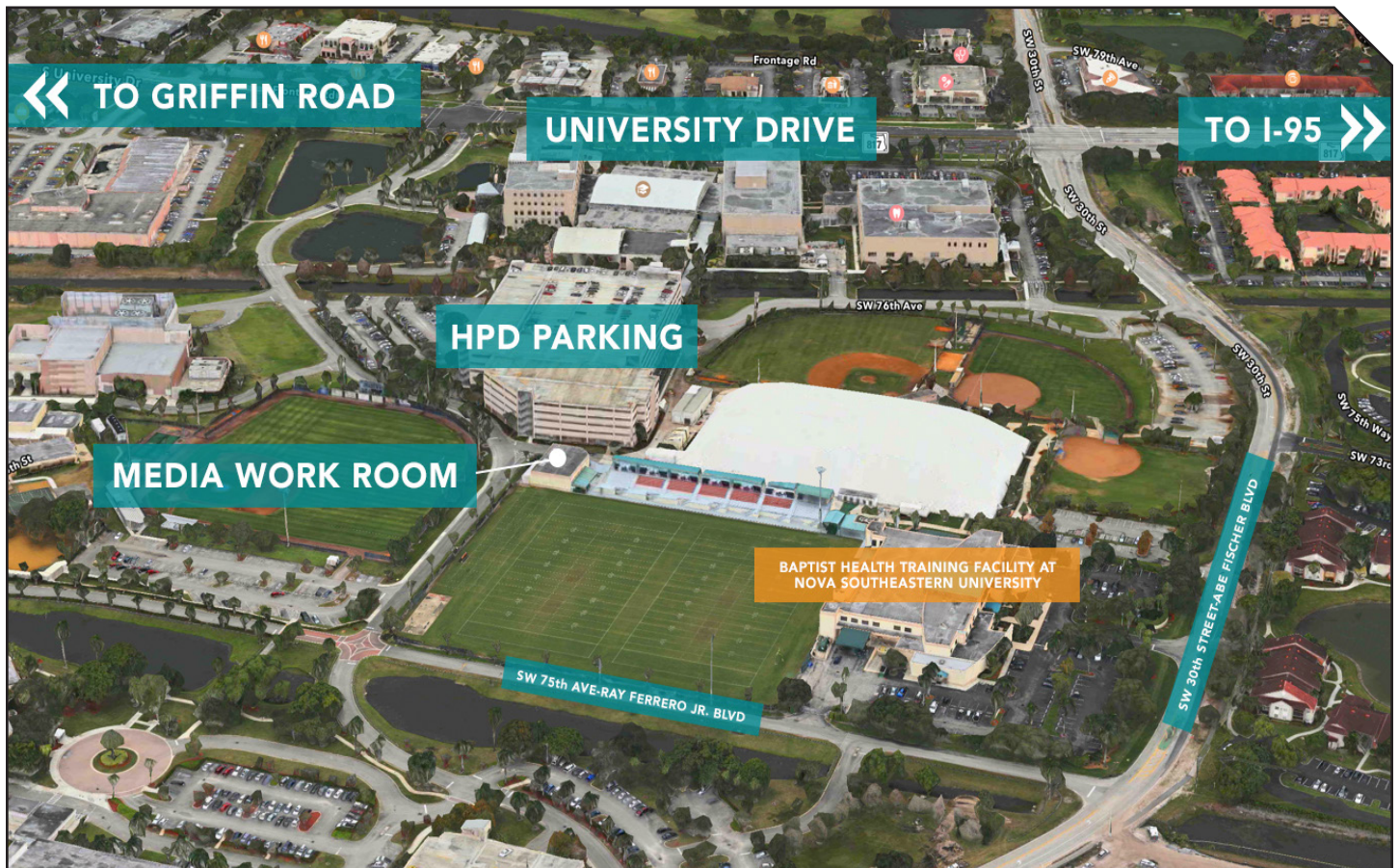
Exit at I-595; proceed west to University Drive exit
Turn left (south) onto University Drive
Proceed to S.W. 30th Street (Abe Fischler Blvd.) turn left (east)
Proceed past the Miami Dolphins facility to Ray Ferrero Jr. Blvd.
Turn right and parking garage will be on your right.

UNIVERSITY DRIVE

From north of I-595
Take University Drive south past I-595 to S.W. 30th Street (Abe Fischler Blvd.) turn left (east).
Proceed past the Miami Dolphins facility to Ray Ferrero Jr. Blvd.
Turn right and parking garage will be on your right.

FROM SOUTH OF GRIFFIN ROAD

Take University Drive north past Griffin Road to S.W. 30th Street (Abe Fischler Blvd.) turn right (east)
Proceed past the Miami Dolphins facility to Ray Ferrero Jr. Blvd.
Turn right and parking garage will be on your right.





DOLPHINS EN ESPAÑOL

LOS DOLPHINS CONCLUYEN LA VIAJE DE LA COSTA OESTE EN LOS ÁNGELES

Los Dolphins completarán su recorrido de la Costa Oeste de dos juegos en Los Ángeles cuando se enfrenten a los Rams el domingo, 20 de noviembre a las 4:05 p.m. ET. Es el primer juego que Miami ha jugado en Los Ángeles desde el 9 de octubre de 1988, cuando los Dolphins vencieron a Los Angeles Raiders, 24-14.

Los Rams son uno de los oponentes menos comunes de Miami con sólo 12 encuentros entre las dos organizaciones desde su primer juego en 1971. Los Dolphins mantienen una ventaja de 10-2 en todos los tiempos, han ganado tres juegos consecutivos y nueve de los últimos 10. La última vez que los Rams derrotaron a Miami fue el 30 de septiembre de 2001. Los Dolphins nunca perdieron ante los Rams en Los Ángeles, ganando los tres encuentros (1971, 1980 y 1986).

LOS DOLPHINS EN EL COLISEO MEMORIAL DE LOS ÁNGELES

El juego del domingo marca el regreso de Miami al Coliseo Memorial de Los Ángeles por primera vez en 28 años. El estadio fue sede de uno de los momentos más memorables de los Dolphins, el primer Super Bowl de la organización en el Super Bowl VII el 14 de enero de 1973 contra los Washington Redskins. El juego coronó la perfecta temporada de 17-0 de Miami.

Los Dolphins tienen un récord de 3-1 en los partidos disputados en el estadio, ganando la temporada regular en los Rams en 1971 y los Raiders en 1988, además de la victoria del Super Bowl VII. También perdieron ante los Raiders en 1983.

UNA RACHA GANADORA DE CUATRO VICTORIAS CONSECUTIVAS

Los Dolphins han ganado cuatro partidos consecutivos por primera vez desde el 2008, cuando el equipo ganó sus últimos cinco partidos en su camino hacia un título de la AFC Este. La última victoria del equipo, en la Semana 10 en San Diego, fue su primera victoria en la Costa Oeste desde que ganaron en Oakland, 33-17, el 28 de noviembre de 2010.

TANNEHILL Y LA OFENSA SIN ERRORES

El QB Ryan Tannehill y la ofensiva de los Dolphins no han perdido la pelota durante la racha de cuatro victorias consecutivas de Miami (el equipo tuvo un error de special teams en una despeja en la Semana 10 en San Diego). La racha sin errores de Tannehill es la más larga de su carrera - tuvo cuatro partidos seguidos sin un error entre el 7 de octubre de 2012 y el 4 de noviembre de 2012 - y tiene una racha de 109 intentos de pase consecutivos sin una intercepción.

AJAYI ENTRE LOS LÍDERES DE LA LIGA

Con un promedio de 5.71 (media de 60 acarrees), el RB Jay Ajayi lidera la NFL en yardas por acarreo. Si la temporada terminara hoy, su promedio sería el más alto por un corredor de la NFL desde 2012, cuando Adrian Peterson de Minnesota y C. J. Spiller de Buffalo promediaron más de seis yardas por acarreo. También sería el segundo más alto en la historia del equipo detrás del promedio de Mercury Morris de 6.4 en 1973. Ajayi tiene totales de la temporada de 127 intentos para 725 yardas y seis touchdowns. Ajayi ocupa el sexto lugar en la NFL con 725 yardas. Él es el único jugador entre los 10 primeros con menos de 130 acarrees.

AÑO EFICIENTE PARA TANNEHILL

A través de los primeros nueve partidos de la temporada de 2016, QB Ryan Tannehill está promediando 7.99 yardas por pase, que es sexto en la NFL esta temporada y el más alto de la carrera de Tannehill a través de nueve juegos. Es la marca más alta de un quarterback de los Dolphins a través de los primeros nueve juegos (min: 100 att.) desde que Dan Marino y Scott Mitchell ambos remataron 8.0 yardas por el intento a través de los primeros nueve juegos de la temporada de 1993.

RYAN EL CORREDOR

QB Ryan Tannehill no sólo ha sido un pasador eficaz, sino que también ha mostrado su movilidad y capacidad de correr durante su carrera de cinco años en la NFL. Tannehill es segundo en la historia de los Dolphins en carrera de yardas por un quarterback, y sigue al líder de todos los tiempos, Bob Griese, por sólo dos yardas por tierra.

EL REGRESO DE TANNEHILL EN EL CUARTO PERIODO

QB Ryan Tannehill lideró el 12º regreso al cuarto periodo de su carrera en la Semana 10 en San Diego. Fue el tercer triunfo de Tannehill en el cuarto periodo consecutivo después de que también tuvo uno en la Semana 7 contra Buffalo y Semana 9 vs los Jets.

LAS PRIMERAS MITADES DE NU. 17

El reciente éxito de los Dolphins corriendo la pelota ha permitido al QB Ryan Tannehill abrir la ofensiva en la primera mitad de sus dos últimos partidos. El quarterback completo 11-de-13 (84.6 pct.) pases para 124 yardas y un touchdown, compilando una calificación de quarterback 132.1, en la primera mitad en San Diego la semana pasada. Fue su más alta calificación en la primera mitad de esta temporada. Tannehill también completó 11 de 13 (84.6 pct.) pases para 98 yardas y un touchdown en la primera mitad del juego de la Semana 9 contra los Jets, registrando una calificación de quarterback de 123.7. Las calificaciones fueron la quinta y séptima mejor de su carrera, y su más alta desde que tuvo una perfecta calificación de 158.3 en la primera mitad contra Houston el 25 de octubre de 2015.

LA INTERCEPCIÓN DE KIKO

LB Kiko Alonso hizo el juego ganador la semana pasada en San Diego, interceptando al quarterback de los Chargers Philip Rivers y devolviéndolo para un touchdown de 60 yardas para dar a los Dolphins una ventaja de 31-24 con 1:01 para jugar. El touchdown fue el primero de la carrera de Alonso y fue el primer touchdown defensivo de Miami desde que DE Derrick Shelby tuvo un retorno de intercepción de 22 yardas por una anotación contra Baltimore el 6 de diciembre de 2015.

El touchdown de Alonso fue el más reciente que un jugador de los Dolphins que haya devuelto una intercepción para darle la ventaja a Miami desde 1991. Fue lo más tarde en el juego que un jugador haya dado a su equipo la ventaja desde que Robert Alford de Atlanta devolvió un intercepción en tiempo extra para derrotar a Washington el 11 de octubre de 2015.

LA DEFENSA DE LOS DOLPHINS ES UNA DE LAS MEJORES DE LA NFL EN TERCER DOWN

La defensa de los Dolphins está diseñada para ser un frente de ataque que se desarrolla en jugadas críticas y hasta el momento, han hecho precisamente eso. La defensa de Miami está empatada en segundo lugar en la NFL en porcentaje de conversión en tercer down, manteniendo la oposición a sólo una tasa de 33.3 por ciento de éxito en tercer down, casi siete puntos porcentuales mejor que el promedio de la liga de 40.1.

La defensa de los Dolphins también ha sido efectiva en situaciones de tercera y corta. Ellos lideran la liga con los oponentes con sólo un porcentaje de conversión de 42.3 cuando se enfrenta a tercer down y menos de 4 yardas por recorrer.

NO UNO, NO DOS, NO TRES ...

Los Dolphins tuvieron cuatro intercepciones en el cuarto periodo de la victoria de la Semana 10 en San Diego. Empato el récord de la franquicia * por la mayoría de los errores forzados en un periodo. Los Dolphins también forzaron cuatro pérdidas de balón en el segundo periodo contra Seattle el 3 de septiembre de 2000 y en el cuarto periodo contra Buffalo el 26 de octubre de 2008. También fijó el récord del equipo * por la mayoría de las intercepciones en un periodo y es solo la 11ª vez en la NFL (desde 1991) que un equipo ha registrado cuatro o más intercepciones en un periodo.

* Números disponibles sólo desde 1971 hasta la actualidad



TEAM NOTES

DOLPHINS WRAP UP WEST COAST TRIP IN LOS ANGELES

The Dolphins will complete their two-game West Coast swing in Los Angeles when they **take on the Rams on Sunday, Nov. 20 at 4:05 p.m. ET.** It marks **the first game Miami has played in Los Angeles since Oct. 9, 1988** when the Dolphins defeated the Los Angeles Raiders, 24-14.

The Rams are one of Miami's least common opponents with just 12 meetings between the two organizations since their first game in 1971. **The Dolphins hold a 10-2 all-time edge, having won three in a row and nine of the past 10.** The last time the Rams beat Miami was on Sept. 30, 2001. **The Dolphins have never lost to the Rams in Los Angeles,** winning all three matchups there (1971, 1980 and 1986).

THE DOLPHINS AT LOS ANGELES MEMORIAL COLISEUM

Sunday's game marks **Miami's return to Los Angeles Memorial Coliseum for the first time in 28 years.** The stadium played host to **one of the Dolphins' most memorable moments, the organization's first Super Bowl win in Super Bowl VII** on Jan. 14, 1973 against the Washington Redskins. The game **capped off Miami's perfect 17-0 undefeated season.**

The Dolphins are 3-1 in games played at the stadium, posting regular season wins over the Rams in 1971 and the Raiders in 1988, in addition to the Super Bowl VII victory. They also lost to the Raiders in 1983.

FOUR-GAME WINNING STREAK

The Dolphins have won four consecutive games for the first time since 2008 when the team won its final five contests on its way to an AFC East title. The team's latest win, in Week 10 at San Diego, was its first victory on the West Coast since they won at Oakland, 33-17, on Nov. 28, 2010.

TANNEHILL AND OFFENSE ARE TURNOVER FREE

QB Ryan Tannehill and the Dolphins' offense has not turned the ball over during Miami's four-game winning streak (the team did have a special teams turnover on a punt return in Week 10 at San Diego). Tannehill's turnover streak ties the longest of his career - he went four straight games without a turnover from Oct. 7, 2012 to Nov. 4, 2012 - and he has a current streak of 109 consecutive pass attempts without an interception.

THE BEGINNING OF THE GASE ERA

Adam Gase was named the **12th head coach in Miami Dolphins history** on Jan. 9, 2016. Here is a look at all 12 Dolphins head coaches in the franchise's 51-year history:

ALL-TIME MIAMI DOLPHINS HEAD COACHES

HEAD COACH	COLLEGE	YEAR	RECORD
George Wilson	Northwestern	1966-69	15-39-2
Don Shula	John Carroll	1970-95	257-133-2
Jimmy Johnson	Arkansas	1996-99	36-28
Dave Wannstedt	Pittsburgh	2000-04	42-31
Jim Bates*	Tennessee	2004	3-4
Nick Saban	Kent State	2005-06	15-17
Cam Cameron	Indiana	2007	1-15
Tony Sparano	New Haven	2008-11	29-32
Todd Bowles*	Temple	2011	2-1
Joe Philbin	Washington & Jefferson	2012-15	24-28
Dan Campbell*	Texas A&M	2015	5-7
ADAM GASE	MICHIGAN STATE	2016-	5-4

* Interim Head Coach

NUMEROUS NEWCOMERS

Not only do the Dolphins have a new head coach in **Adam Gase**, but **25 players, or 47.2 percent,** of the team's current 53-man roster are new faces from the end of the 2015 season.

TYPE OF ACQUISITION	NO.
Free Agent	13
Drafted	7
Unrestricted Free Agent	2
Trade	2
Waivers	1
TOTAL	25

* Roster as of Nov. 14, 2016

BREAKING DOWN THE DOLPHINS ROSTER:

Here is how the Dolphins' 53-man roster breaks down:

- There are 22 offensive players, 28 defensive players and three specialists.
- Of the 53 players on Miami's roster, **20 of them (37.8 pct.) were drafted by the Dolphins.**
- Miami also has eight undrafted college free agents on the roster that began their NFL careers with the Dolphins, bringing the total to **28 of the 53 players (52.8 pct.) that began their NFL careers with the Dolphins.**
- Of Miami's 53 players, **17 of them (32.1 pct.) were not selected in the NFL draft.**
- A total of **41 of the 53 players (77.4 pct.) are 28 years old or younger.**

THE DOLPHINS ROSTER:

BY DRAFT ROUND:

ROUND	NO.
1st	8 players
2nd or 3rd	11 players
4th or 5th	9 players
6th or 7th	8 players
Undrafted	17 players

BY EXPERIENCE:

YEARS	NO.
Rookie-1	11 players
2-3	16 players
4-5	9 players
6-9	14 players
10-plus	3 players

BY AGE:

AGE	NO.
21-24	22 players
25-28	19 players
29-32	10 players
33-plus	2 players

* All ages as of kickoff date (11/20/16)

UP NEXT: THE SAN FRANCISCO 49ERS

The Dolphins return home to **host the San Francisco 49ers on Sunday, Nov. 27 at 1 p.m. ET.** It will be just the 12th regular season meeting between the two organizations. The two teams also met in Super Bowl XIX.

The last trip the 49ers made to South Florida was Dec. 14, 2008, **when Miami defeated San Francisco, 14-9, as part of a five-game winning streak to close the season and win the AFC East title.**



OFFENSE NOTES

THREE-STRAIGHT 100-YARD PERFORMANCES

Earlier this season, **RB Jay Ajayi** rushed for 100-plus yards in three consecutive games, running for 111 yards in Week 9 vs. N.Y. Jets, 214 yards in Week 7 vs. Buffalo and 204 yards in Week 6 vs. Pittsburgh.

The last Dolphins running back who had three-or-more consecutive games with 100-plus yards was **RB Reggie Bush**, who had four consecutive 100-yard games in 2011.

Ajayi's 529 rushing yards in three-straight games was **the third-most in team history behind Ricky Williams**, who rushed for 587 and 545 yards in two three-game stretches in 2002.



THE 200-YARD MAN

RB Jay Ajayi rushed for 200 yards in back-to-back games in Week 6 and Week 7, becoming **one of only four players to accomplish that feat in NFL history**. He rushed for 214 yards in Week 7 vs. Buffalo and 204 yards in Week 6 vs. Pittsburgh, **totaling 418 yards in two contests**.

- Ajayi joined O.J. Simpson (1973 and 1976), Earl Campbell (1980) and Ricky Williams (2002) as **the only players in NFL history to rush for 200-plus yards in consecutive games**.
- Ajayi is **the only player since the merger (1970)** to rush for 200 yards in two of his first three career starts.
- Ajayi is **one of just 27 NFL players to ever rush for 200 yards in multiple games in a career** and one of 19 to rush for 200 yards in multiple games in the same season.
- His two 200-yard games are **the highest single-game performances in the NFL this season**.
 - The last NFL players to rush for 200-plus yards were Tampa Bay RB Doug Martin and Seattle RB Thomas Rawls, who rushed for 235 and 209 yards respectively on Nov. 22, 2015.
- Ajayi owns **two of the NFL's 10 200-yard rushing performances since 2013**.
- He is **one of just four players** to rush for 200-plus yards in Dolphins history.

TWO OF THE BEST RUSHING EFFORTS IN DOLPHINS HISTORY

RB Jay Ajayi has produced two of the top five rushing performances in the Dolphins' illustrious 51-year history this season. His rushing totals rank No. 3 and No. 5 all-time, and No. 3 and No. 4 all-time in regular season contests.

MOST RUSHING YARDS IN A SINGLE GAME - DOLPHINS HISTORY

RK	PLAYER	DATE	OPP	ATT	YDS	AVG	TD
1.	Ricky Williams	12/1/02	at Buf.	27	228	8.4	2
2.	Ricky Williams	12/9/02	Chi.	31	216	7.0	2
3.	JAY AJAYI	10/23/16	BUF.	28	214	7.6	1
4.	Lamar Smith	12/30/00*	Ind.	40	209	5.2	2
5.	JAY AJAYI	10/16/16	PIT.	25	204	8.2	2

* AFC Wild Card game

GIVE HIM THE ROCK IN THE SECOND HALF

RB Jay Ajayi ran for a **team-record 153 yards in the second half of the Week 6 victory** vs. Pittsburgh. He followed it up by rushing for **115 yards in the second half** of the come-from-behind win vs. Buffalo in Week 8, **the fifth-most in team history**. Ajayi **owns the two largest second-half rushing totals in the league** this season.

With 450 second-half/overtime rushing yards this season, **Ajayi ranks No. 3 in the NFL** despite having 30-plus fewer carries than the leaders (Dallas' Ezekiel Elliott and San Diego's Melvin Gordon).

CONSISTENCY IS KEY

RB Jay Ajayi isn't just racking up his yards from a couple home run plays, but he is consistently moving the chains. In fact, he had **nine different carries that went for 10-plus yards** in the Week 7 win vs. Buffalo. That is **tied for the third-highest single-game total in the NFL since 1960**. He is second in the NFL with 26 rushes of 10-plus yards this season despite having just 127 carries, which is 71 less than the leader, Dallas' Ezekiel Elliott (29).

AJAYI AMONG LEAGUE LEADERS

With a 5.71 rushing average (min. 60 carries), **RB Jay Ajayi** leads the NFL in yards per carry. If the season ended today, **his average would be the highest by an NFL running back since 2012**, when Minnesota's Adrian Peterson and Buffalo's C.J. Spiller both averaged more than six yards per carry. It would also be **the second-highest in team history** behind Mercury Morris' 6.4 average in 1973. Ajayi has season totals of 127 attempts for 725 yards and six touchdowns.

Ajayi ranks No. 6 in the NFL in rushing with 725 yards. He is the **only player in the top 10 with less than 130 carries**.

AJAYI'S FIRST 200-YARD SHOWCASE

RB Jay Ajayi first put his name on the map in Week 6 vs. Pittsburgh, when in **just his second career start, the second-year pro rushed for 204 yards on 25 carries (8.2 avg.)** in the 30-15 victory.

A couple of notes from his performance vs. Pittsburgh:

- His **average of 8.16 yards per carry in Week 6 vs. Pittsburgh is the second-highest by a Dolphins running back in a single game** (minimum 20 carries). The record is 8.44 (27 rushes for 228 yards) by RB Ricky Williams against Buffalo on Dec. 1, 2002.
- His 62-yard touchdown run to seal the win was **the longest of his career and Miami's longest running play since Oct. 25, 2015**, when RB Lamar Miller had an 85-yard touchdown run vs. the Houston Texans. It was the fourth-longest rush by an NFL player this season.

'JUICE' CATCHES EVERYTHING

WR Jarvis Landry is tied for eighth in the NFL with 55 receptions through Week 10.

Landry has 249 career receptions and is now **just 12 receptions away from breaking the NFL record for most catches in the first three years of a career**, held by Cincinnati's A.J. Green (260). N.Y. Giants WR Odell Beckham Jr. is also in his third NFL season and has 241 career receptions.

MOST RECEPTIONS - FIRST TWO YEARS OF NFL CAREER

RNK	PLAYER	TEAM	YEARS	REC.
1.	JARVIS LANDRY	MIAMI	2014-15	194
2.	Odell Beckham Jr.	N.Y. Giants	2014-15	187
3.	Marques Colston	New Orleans	2006-07	168
4.	A.J. Green	Cincinnati	2011-12	162



OFFENSE NOTES

RECORD-SETTING 2015 PERFORMANCE

WR Jarvis Landry set a single-season Dolphins record with 110 receptions during the 2015 campaign. In fact, coupled with his 84 receptions as a rookie in 2014, he claims **two of the top-five single-season reception totals** in franchise history:

MOST RECEPTIONS IN A SINGLE-SEASON IN DOLPHINS HISTORY

RNK	PLAYER	YEAR	RECEPTIONS
1.	JARVIS LANDRY	2015	110
2.	O.J. McDuffie	1998	90
3.	Mark Clayton	1988	86
	Brandon Marshall	2010	86
5.	JARVIS LANDRY	2014	84

STILLS AVERAGES 16.9 YARDS PER RECEPTION

WR Kenny Stills is among the NFL's best at making the most of his receptions. In Week 10 at San Diego, Stills **caught a 39-yard touchdown in the second quarter to give Miami its first points of the game**. During his four-year NFL career, Stills has averaged 16.9 yards per catch, **the sixth-best mark in the NFL** during that time (2013-present) (minimum 60 receptions):

HIGHEST YPC IN THE NFL (2013-PRESENT)

RNK	PLAYER	TEAMS	REC.	YARDS	AVG.
1.	Malcom Floyd	San Diego	88	1,566	17.8
2.	Josh Gordon	Cleveland	111	1,949	17.6
3.	DeSean Jackson	Phi./Wash.	198	3,445	17.4
4.	Martavis Bryant	Pittsburgh	76	1,314	17.3
5.	Torrey Smith	Bal./SF	164	2,801	17.1
6.	KENNY STILLS	NO/MIAMI	141	2,387	16.9
7.	Chris Givens	St.Louis/Bal.	65	1,081	16.6
8.	Michael Floyd	Arizona	188	3,089	16.4
9.	Terrance Williams	Dallas	158	2,557	16.2
10.	Justin Hunter	Tenn./Mia./Buf.	74	1,187	16.0

MOST EFFICIENT YEAR YET FOR TANNEHILL

Through the first nine games of the 2016 season, **QB Ryan Tannehill** is averaging **7.99 yards per pass attempt**, which is sixth in the NFL this season and the highest of Tannehill's career through nine games. It's the highest mark by a Dolphins quarterback through the first nine games (min: 100 att.) of a season since Dan Marino and Scott Mitchell both topped 8.0 yards per attempt through the first nine games of the 1993 season.

TANNEHILL HAS THE DEEP BALL

QB Ryan Tannehill has **six games this season with a completion of at least 50 yards** after he hit WR DeVante Parker for a 56-yard gain to put Miami in field goal range to tie the game late in the fourth quarter last week at San Diego. The five games with a 50-plus yard play are **the most in the NFL this season and already a career high** for Tannehill, despite being only nine games into the season. It tops his previous career high of three games set in 2013.

MOST GAMES WITH A 50-PLUS YARD COMPLETION (2016)

RNK	PLAYER	TEAM	GMS W/ 50+ YD CMP
1.	RYAN TANNEHILL	MIA.	6 (74T, 66T, 58, 56, 53, 50)
2.	Joe Flacco	Bal.	5 (95t, 70, 66t, 53, 52t)

RYAN THE RUNNER

QB Ryan Tannehill has not only been an effective passer, but he has also showcased his mobility and running ability during his five-year NFL career. Tannehill is **second in Dolphins history in career rushing yards by a quarterback**, and trails the all-time leader, Bob Griese, by just 2 yards.

MOST CAREER RUSHING YARDS BY A DOLPHINS QB

RNK	PLAYER	YEARS	ATT	YDS	AVG	TD
1.	Bob Griese	1967-80	261	994	3.8	7
2.	RYAN TANNEHILL	2012-16	202	992	4.9	6
3.	Jay Fiedler	2000-04	201	834	4.1	11
4.	David Woodley	1980-83	173	771	4.5	9
5.	Chad Henne	2008-11	66	196	3.0	2

TANNEHILL'S FOURTH-QUARTER COMEBACKS

QB Ryan Tannehill led the **12th fourth-quarter comeback of his career in Week 10 at San Diego**. It was **Tannehill's third fourth-quarter comeback in a row** after he also had one in Week 7 vs. Buffalo and Week 9 vs. the N.Y. Jets.

NO. 17'S FIRST HALVES

The Dolphins' recent success running the football has allowed **QB Ryan Tannehill** to open up the offense in the first half of his past two games. The quarterback went 11-of-13 (84.6 pct.) for 124 yards and one touchdown, compiling a 132.1 quarterback rating, in the first half at San Diego last week. **It was his highest rating in a first half this season**. Tannehill also completed 11-of-13 (84.6 pct.) passes for 98 yards and one touchdown in the first half of the Week 9 game vs. the N.Y. Jets, posting a quarterback rating of 123.7. The ratings **were the fifth and seventh best of his career**, and his highest since he had a perfect 158.3 rating in the first half vs. Houston on Oct. 25, 2015.



PARKER'S 100-YARD GAMES

WR DeVante Parker had the third 100-yard game of his career last week at San Diego when he hauled in five receptions for 103 yards (20.6 avg.). Both of his previous 100-yard receiving games came against the New England Patriots, on Jan. 3, 2016 (five receptions for 106 yards [21.2 avg.]) and Sept. 18, 2016 (eight receptions for 106 yards [13.3 avg.]).

TOUGH RUNNING

The Jets entered their Week 9 game in Miami with the No. 1 rushing defense in the NFL, allowing just 74.0 rushing yards per game. The Dolphins proved they could run on anybody by nearly doubling that, rushing for 137 yards. **It was the second-most rushing yards allowed by the Jets this season (171 vs. Arizona)**.

200-YARD RUSHER AND 100-YARD RECEIVER

The Dolphins accomplished something in Week 7 vs. Buffalo that no NFL team had done since 2007 when **RB Jay Ajayi** rushed for more than 200 yards and **WR Kenny Stills** had 100 receiving yards. The duo became **the first NFL teammates to post a 200-yard rushing and 100-yard receiving performance in the same game since Sept. 16, 2007**. Cleveland's Jamal Lewis rushed for 216 yards, while Braylon Edwards had 146 receiving yards and Kellen Winslow had 100 receiving yards.



DEFENSE NOTES

LA INTERCEPCIÓN DE KIKO

LB Kiko Alonso made the game-winning play last week at San Diego, picking off Chargers QB Philip Rivers and returning it for a 60-yard touchdown to give the Dolphins a 31-24 lead with 1:01 to play. The touchdown was the **first of Alonso's career** and was **Miami's first defensive touchdown since DE Derrick Shelby had a 22-yard interception return for a score vs. Baltimore on Dec. 6, 2015.**

Alonso's touchdown was **the latest a Dolphins player had returned an interception for a touchdown to give Miami the lead** since at least 1991. It was **the latest any NFL player had given his team a lead since Atlanta's Robert Alford had a 59-yard interception return in overtime to defeat Washington on Oct. 11, 2015.**

KIKO AMONG AFC'S LEADING TACKLERS

Miami acquired **LB Kiko Alonso** in an offseason trade with the Philadelphia Eagles in 2016. Born to a **Colombian mother and a Cuban father, Alonso speaks fluent Spanish** and has already embraced Miami's Latin culture. He's also the Dolphins' starting middle linebacker.

Alonso is tied for sixth in the AFC and leads the team with 71 total tackles through the first 10 weeks of the regular season. **S Reshad Jones** was fifth in the AFC with 51 total tackles after Week 6, before he was placed on injured reserve with a season-ending injury.

MOST TOTAL TACKLES IN THE AFC (2016)

RNK	PLAYER	TEAM	TOTAL	SOLO	ASST
1.	Christian Kirksey	Cleveland	92	59	33
2.	Zach Brown	Buffalo	89	59	30
3.	Benardrick McKinney	Houston	80	44	36
4.	Paul Posluszny	Jacksonville	79	58	21
5.	Zachary Orr	Baltimore	75	53	22
6.	KIKO ALONSO	MIAMI	71	43	28
	Telvin Smith	Jacksonville	71	58	13
	Avery Williamson	Tennessee	71	46	25
9.	Preston Brown	Buffalo	70	41	29
10.	Johnathan Cyprien	Jacksonville	69	53	16

“ He has been kind of our bell cow. He has done a great job as far as chasing the ball all over the field. He's borderline reckless with his body. You talk about a guy that just sells out every play, he's the poster child for that for us.”
- Head Coach Adam Gase on LB Kiko Alonso

DOLPHINS DEFENSE IS ONE OF NFL'S BEST ON THIRD DOWN

The Dolphins defense is designed to be an attacking-style front that thrives on critical plays and so far, they have done just that. Miami's defense is **tied for second in the NFL on third-down conversion percentage**, holding the opposition to just a 33.3 percent success rate on third downs, **nearly seven percentage points better than the league average of 40.1.**

The Dolphins defense has also been effective in third-and-short situations. They **lead the league with opponents having just a 42.3 conversion percentage** when facing third down and less than 4 yards to go.

NOT ONE, NOT TWO, NOT THREE...

The Dolphins had **four interceptions in the fourth quarter of the Week 10 win at San Diego. It tied the franchise record* for most turnovers forced in a quarter.** The Dolphins also forced four turnovers in the second quarter vs. Seattle on Sept. 3, 2000 and in the fourth quarter vs. Buffalo on Oct. 26, 2008. It **set the team record* for most interceptions in a quarter and is just the 11th time in the NFL (since 1991) that a team has recorded four-or-more interceptions in a quarter.**

* Numbers only available from 1971 to present

LIPPETT GRABS TWO

CB Tony Lippett intercepted two passes in the fourth quarter of last week's win at San Diego - the first two interceptions of his career. The last time a Dolphins player had two interceptions in a game was CB Brent Grimes, who had two interceptions vs. San Diego on Nov. 2, 2014. Lippett, who was drafted in the fifth round of the 2015 draft, **became the third cornerback drafted in the fifth round or later to have two or more interceptions in a game in franchise history**, joining William Judson (8th round in 1981), who had three interceptions against the N.Y. Jets on Oct. 16, 1983, and J.B. Brown (12th round in 1989), who had two interceptions against Pittsburgh on Sept. 18, 1995.

PHILLIPS' DASH

DT Jordan Phillips became the 11th interior defensive lineman in Dolphins history to record an interception during the Week 9 win vs. the N.Y. Jets. He picked off a third-quarter pass by Jets QB Ryan Fitzpatrick and returned it 17 yards, setting up a Dolphins field goal to take a 20-13 lead. It was **the first time a Dolphins interior defensive lineman had intercepted a pass since Oct. 7, 2012** when DT Randy Starks intercepted Bengals QB Andy Dalton. Phillips is only the third interior defensive tackle in the NFL this season to have an interception (Minnesota DT Tom Johnson and San Diego NT Brandon Mebane).

DEFENSE STYMIES ROETHLISBERGER

The Dolphins defense put together an excellent performance in the 30-15 win over Pittsburgh in Week 6. The unit **limited Steelers QB Ben Roethlisberger to 19-of-34 (55.9 pct.) for 189 yards, one touchdown and two interceptions** for a quarterback rating of just 57.1.

- According to ESPN Stats & Info, **Roethlisberger posted a Total QBR of 4.8** against the Dolphins, which is **the lowest total of any player in the 11 years that ESPN has had video-tracking data.**
- The 57.1 passer rating by Roethlisberger was **the 15th lowest single-game rating in his 194-game career** (including playoffs).
- It was **his lowest passer rating in a single game since Dec. 19, 2011 at San Francisco**, when Roethlisberger posted a 52.3 passer rating.

MAXWELL STEPS UP TO THE CHALLENGE

CB Byron Maxwell posted a career-high four passes defended in the Week 6 win vs. Pittsburgh. Even more impressive, Maxwell's career high came as he faced off against one of the best wide receivers in the game, Steelers WR Antonio Brown. Brown, who is tied for fourth in the NFL with 55 receptions this season, **was held to just four receptions for 39 yards** against Maxwell and the Dolphins. The 39 receiving yards were **tied for his second-fewest in a single game since 2012.**

Last week at San Diego, Maxwell **recorded his first interception as a member of the Dolphins**, picking off QB Philip Rivers in the fourth quarter of the win.

BRANCH GETS AFTER THE QUARTERBACK

Making **his first start as a member of the Dolphins** in Week 6 vs. Pittsburgh, **DE Andre Branch** made his presence felt from the start of the game as he **recorded 1.5 sacks in the first quarter.** Since being inserted into the starting lineup three games ago, Branch has 12 tackles (eight solo), 2.5 sacks, and six quarterback hits.



DEFENSE NOTES

ONE OF THE BEST: CAMERON WAKE

Simply put, **DE Cameron Wake** is one of the best pass rushers to ever wear a Dolphins uniform. The eighth-year pro began his career in the Canadian Football League before he made Miami's 53-man roster in 2009. Since then, Wake has compiled three double-digit sack campaigns, seven consecutive seasons of seven-plus sacks and is **second in team history** in all-time career sacks. **In 2016, Wake is tied for fifth in the AFC and tied for eighth in the NFL with 7.0 sacks.** Here is a look at the Dolphins' all-time career sack leaders:



DOLPHINS ALL-TIME CAREER SACK LEADERS

RNK	PLAYER	YEARS	SACKS
1.	Jason Taylor	1997-07, 09, 11	131.0
2.	CAMERON WAKE	2009-16	77.0
3.	Bill Stanfill	1969-76	69.5
4.	Doug Betters	1978-87	65.5
5.	Vern Den Herder	1971-82	65.0

Wake is also one of the best undrafted pass rushers in NFL history. With 77.0 career sacks, he is **third in NFL history** (since sacks were recognized as an official statistic in 1982) for most career sacks by players who were undrafted:

NFL ALL-TIME CAREER SACK LEADERS (UNDRAFTED PLAYERS)

RNK	PLAYER	YEARS	SACKS
1.	John Randle	1990-2003	137.5
2.	James Harrison	2004-16	78.5
3.	CAMERON WAKE	2009-16	77.0
4.	Chris Clemons	2004-15	69.0
5.	Adewale Ogunleye	2001-10	67.0
6.	James Hall	2000-11	63.0
7.	Keith Willis	1982-93	59.0
8.	Greg Brown	1981-88	52.5
9.	Cullen Jenkins	2004-16	47.5
	Joseph Nash	1982-96	47.5

* Supplemental Draft picks not included

At 34 years old, **Wake** is the **oldest non-specialist on the Dolphins roster**. With seven sacks already in 2016, **Wake is the only active NFL player with seven-plus sacks in the past seven consecutive seasons.**

Wake's consistency has placed him among the NFL's elite pass rushers. Since he entered the league in 2009, there are only three players with more sacks than Wake:

NFL SACK LEADERS (2009-PRESENT)

RNK	PLAYER	TEAMS	SACKS
1.	DeMarcus Ware	Dal./Den.	83.0
2.	Jared Allen	Min./Chi.	78.5
3.	CAMERON WAKE	MIAMI	77.0
4.	J.J. Watt	Houston	76.0
5.	Clay Matthews	Green Bay	70.5

SACKS BY SUH

The Dolphins knew they were adding a defensive playmaker when they signed **DT Ndamukong Suh** during the 2015 offseason. Suh has not disappointed, as he is **second among all NFL defensive tackles in sacks since he entered the league in 2010.**

With five sacks this season, Suh also is tied for the NFL lead in sacks by a defensive tackle this season (tied with Los Angeles' Aaron Donald and Baltimore's Timmy Jernigan).

Here is a look at how Suh's sacks stack up since he entered the league in 2010:

MOST SACKS BY NFL DEFENSIVE TACKLES (2010-PRESENT)

RNK	PLAYER	TEAMS	SACKS
1.	Geno Atkins	Cin.	47.5
2.	NDAMUKONG SUH	DET./MIA.	47.0
3.	Gerald McCoy	TB	40.0
4.	Marcell Dareus	Buffalo	31.5
5.	Jurrell Casey	Tennessee	31.0
	Kyle Williams	Buffalo	31.0

STUFFS BY SUH

Not only is **DT Ndamukong Suh** a great interior pass rusher, but the Nebraska product also disrupts rushing plays behind the line of scrimmage. Since he entered the NFL as a first-round pick in 2010, **Suh leads all interior defensive linemen with 45.5 stuffs.** He has 12.5 more stuffs, or **37.9 percent more**, than Buffalo's Kyle Williams, who checks in at No. 2. A stuff is defined as any tackle of a ball carrier behind the line of scrimmage during a rushing attempt.

MOST STUFFS BY INTERIOR DEFENSIVE LINEMEN (2010-PRESENT)

RNK	PLAYER	TEAMS	STUFFS
1.	NDAMUKONG SUH	DET./MIA.	45.5
2.	Kyle Williams	Buf.	33.0
3.	Brandon Mebane	Sea./SD	32.5
4.	Geno Atkins	Cin.	32.0
5.	Aaron Donald	StL./LA	31.0
	Paul Soliai	Mia./Atl./Car.	31.0

SUH STARTS HIS 100TH GAME

DT Ndamukong Suh started his **100th career game in Week 6** vs. Pittsburgh. He is **one of only two defensive linemen (Cincinnati Bengals DT Domata Peko)** to start 100 games since 2010, the season that he entered the league.

SUH CONSISTENTLY MAKES STOPS

DT Ndamukong Suh topped 300 career tackles in the 2016 season opener at Seattle when he made four tackles to bring his career total to 303. **Since he entered the NFL in 2010, Suh ranks No. 2 among defensive tackles with 341 total tackles**, eight behind Seattle's Ahtyba Rubin.

Suh leads all NFL interior defensive linemen in total tackles this season with 42 (23 solo). He's **on pace to finish among the top five in total tackles by an NFL interior defensive linemen for the third consecutive season.**



SPECIAL TEAMS NOTES

KENYAN'S RETURN

RB **Kenyan Drake** made the game-winning play in Week 9 vs. the N.Y. Jets, a 96-yard kickoff return that gave Miami a 27-23 lead with 5:15 left.

Noting Drake's kickoff return touchdown:

- The 96-yard return was **tied for the sixth longest** in team history.
- It was **Miami's first kickoff return for a touchdown since Nov. 15, 2012** at Buffalo when RB Marcus Thigpen also had a 96-yard kickoff return for a touchdown.
- The 96 yards marked **the second-longest kickoff return by a rookie in Dolphins history** (Mercury Morris, 105 yards, at Cincinnati, Sept. 14, 1969).
- It is the **fifth time in Dolphins history that the team has returned a kickoff and punt return for a touchdown in the same season** (2012, 1989, 1981 and 1970).
- According to Elias Sports Bureau, it was **the latest game-winning kickoff return for a touchdown since 2003**, when Kansas City's Dante Hall had a 97-yard kickoff return to give the Chiefs a 17-10 lead with 5:08 left at Baltimore.
- It marks just **the second time in team history and fourth in NFL history (since the merger in 1970) that a team has returned a kickoff and punt for a touchdown in the same season by two different rookies**. Tommy Vigorito (punt return) and Fulton Walker (kickoff return) accomplished the feat for the Dolphins in 1981. The others were Philadelphia in 2008 (DeSean Jackson and Quintin Demps) and Buffalo in 1973 (Bill Cahill and Wallace Francis).



MIGHTY MOUSE

WR **Jakeem Grant** may be diminutive in stature at 5-foot-7, 172 pounds, but his presence as a returner has been huge. The rookie **scored his first NFL touchdown** in Week 5 when **he took a punt return 74 yards** to tie the game in the second quarter vs. Tennessee. It was **the seventh-longest punt return in team history** and **the fourth-longest punt return by a rookie**. He is **one of just two AFC players (Houston WR Will Fuller) to return a punt for a touchdown** this season.

PUNTING IT AWAY FROM GRANT

The threat of WR **Jakeem Grant** breaking a long punt return has caused opponents to try and alter their punting strategy against him. With hangtime and direction more important than distance, opposing punters have the second-lowest gross punting average in the NFL when playing the Dolphins. **Miami's opponents are averaging just 41.4 yards per punt**, well below the 45.8 league average.

KICKOFF (RETURN) STRATEGY

It isn't just new touchback rules (a touchback now brings the ball out to the 25-yard line) that may challenge opponent's kickoff strategies, but also rookie kickoff returner **Jakeem Grant**. The Dolphins returned three kickoffs in Week 1 at Seattle and had **an average starting field position of 26.3 yards, the third-best mark in the NFL** that week. Since then, Grant has had just 10 kickoff returns in nine games as teams have kicked the ball through the end zone to keep it out of his hands. Grant has totaled 12 kickoff returns for 306 yards (25.5 avg.), **which ranks him No. 4 in the NFL**.

“ The thing about Jakeem that's really impressive is a lot of times you see smaller guys that are quick, but not fast. I think Jakeem – if I'm not mistaken – ran a 10.3 (second) 100 meters in high school. He's got both the elusiveness and the home run speed, if you will. He really could be the whole package. ”
- Assistant Head Coach/Special Teams Coordinator Darren Rizzi

FRANKS' CAREER HIGH

K Andrew Franks set a career high in Week 6 with three made field goals against the Pittsburgh Steelers. He scored **12 of Miami's 30 points** in the 30-15 victory.

Franks has **made field goals in eight of Miami's nine games this season**, including five in a row. He has also converted **all 22 of his PATs this season and 30 in a row** dating back to 2015.

THE DENNEY STREAK

When LS **John Denney** took the field in Week 1 at Seattle, it marked the **37-year old's 12th NFL season**. Denney has been Miami's long snapper for every game dating back to 2005 - **a consecutive games streak that spans 185 contests**. That streak is the **longest in Dolphins history** and is tied for the fifth longest among all active NFL players.

Denney is also **fourth in team history with 185 games played**. He moved past former Dolphins WR Nat Moore for sole possession of fourth place in Week 9 vs. the N.Y. Jets.

MOST CONSECUTIVE GAMES PLAYED IN DOLPHINS HISTORY

RNK	PLAYER	CONS. GP	STREAK
1.	JOHN DENNEY	185*	1ST (2005) - 8TH (2016)
2.	Jason Taylor	130	15th (1999) - 16th (2007)
3.	Jim Langer	128	10th (1970) - 9th (1979)
4.	Garo Yepremian	127	2nd (1970) - 16th (1978)
5.	Bob Baumhower	125	1st (1977) - 14th (1984)

* active streak

MOST CONSECUTIVE GAMES PLAYED, ACTIVE NFL LEADERS

RNK	PLAYER	TEAM	POS	CONS. GP
1.	Shane Lechler	Oak./Hou.	P	231
2.	Jason Witten	Dallas	TE	212
3.	Andy Lee	SF/Cle./Car.	P	201
4.	Eli Manning	N.Y. Giants	QB	192
5.	JOHN DENNEY	MIAMI	LS	185
	Donnie Jones	Mia./STL/Hou./Phi.	P	185



WHAT TO LOOK FOR...

RB JAY AJAYI...

- Has 725 rushing yards in 2016. Needs 275 rushing yards to break the 1,000-yard plateau for just the 14th time in Dolphins history. He would be the 10th Dolphins player to ever rush for 1,000 yards in a single season.

LB KIKO ALONSO...

- Has recorded 273 total tackles. Needs 27 tackles to reach 300 in his career.

LS JOHN DENNEY...

- Will extend his consecutive games played streak, which currently stands at a franchise-record 185, having played in every game in his 12-year career.

LB JELANI JENKINS...

- Has 214 total tackles. Needs 36 to reach 250 in his career.

WR JARVIS LANDRY...

- Has 249 receptions. Needs one to reach 250 in his career. Needs 12 to pass Cincinnati Bengals WR A.J. Green (260) for the most receptions during the first three seasons of an NFL career (N.Y. Giants Odell Beckham Jr. is in his third NFL season and has 241 career receptions).
- Has 2,573 receiving yards. Needs 427 to reach 3,000 in his career.
- Finished 2015 with 1,157 receiving yards and has 658 receiving yards in 2016. Needs 342 yards to post another 1,000-yard receiving season and to accomplish this in back-to-back years for the first time by a Dolphins wide receiver since Brian Hartline did it in 2012 and 2013.

CB BYRON MAXWELL...

- Has nine interceptions. Needs one interception to reach 10 and six to reach 15 in his career.
- Has 46 passes defensed. Needs four passes defensed to reach 50 in his career.

WR DeVANTE PARKER...

- Has 900 receiving yards. Needs 100 receiving yards to reach 1,000 in his career.
- Has four receiving touchdowns. Needs one receiving touchdown to reach five and six to reach 10 in his career.

WR KENNY STILL...

- Has 141 receptions. Needs nine receptions to reach 150 and 59 to reach 200 in his career.
- Has 2,387 receiving yards. Needs 113 receiving yards to reach 2,500 and 613 to reach 3,000 in his career.
- Has 15 receiving touchdowns. Needs five receiving touchdowns to reach 20 in his career.

DT NDAMUKONG SUH...

- Has 341 total tackles. Needs nine tackles to reach 350 in his career.
- Has 47.0 sacks. Needs three sacks to reach 50 in his career.

QB RYAN TANNEHILL...

- Has 17,577 passing yards. Needs 2,423 passing yards to reach 20,000 in his career.
- Has passed for 17,577 yards in his career. Needs 1,845 passing yards to move into first place for most passing yards by a Dolphins quarterback in the first five years of their career, passing Dan Marino (19,422). It would also move him into second place all-time in NFL history behind Peyton Manning (20,618).
- Finished 2015 with 4,208 passing yards. Has 2,117 passing yards in 2016 and needs 1,883 more yards for another 4,000-yard passing season this year to become the first Dolphins quarterback to record three-consecutive seasons with 4,000 passing yards since Dan Marino from 1984-86.
- Has 97 passing touchdowns. Needs three passing touchdowns to reach 100 in his career.
- Needs three rushing yards to set the franchise record for most rushing yards by a quarterback in their career, moving past Bob Griese (994). He currently has 992 rushing yards.

DE CAMERON WAKE...

- Has recorded 77.0 sacks in his Dolphins career. Needs 4.0 sacks to surpass DE/LB Jason Taylor (80.5) for the most sacks by a Dolphins player in their first eight seasons on the team. Needs 2.0 sacks to move into second place in NFL history for most sacks by an undrafted player, surpassing Pittsburgh Steelers linebacker James Harrison (78.5).
- Has recorded five games with three-plus sacks in his career. Needs one game with three-or-more sacks to move into a tie for first place for the most games with three-plus sacks in franchise history, joining DE/LB Jason Taylor (six games).

DE MARIO WILLIAMS...

- Has 398 total tackles. Needs two tackles to reach 400 in his career.
- Has 97 sacks. Needs three sacks to reach 100 in his career.
- Has 16 forced fumbles. Needs four forced fumbles to reach 20 in his career.



THE DOLPHINS VS. THE RAMS

A DOLPHINS WIN WOULD...

- Be Miami's fifth win in a row, giving the Dolphins their first five-game win streak since 2008 when they won the final five games of the regular season en route to winning the AFC East.
- Make Adam Gase the fourth head coach in Dolphins history to win five straight games in his first year as head coach, joining Don Shula (1970), Nick Saban (2005) and Tony Sparano (2008).
- Give the Dolphins their first back-to-back road wins since 2014 when they won at Chicago (Oct. 19) and at Jacksonville (10/26).
- Mark two victories on the West Coast in the same season for the first time since 2005, when the Dolphins won at Oakland (Nov. 27) and at San Diego (Dec. 11).

SERIES HISTORY

ALL-TIME SERIES: MIAMI LEADS 10-2

DATE	GAME
10/31/1971	Miami 20, at Los Angeles 14
10/3/1976	Los Angeles 31, at Miami 28
11/9/1980	Miami 35, at Los Angeles 14
10/30/1983	at Miami 30, L.A. Rams 14
12/14/1986	Miami 37, at L.A. Rams 31 (ot)
9/20/1992	at Miami 26, L.A. Rams 10
12/24/1995	Miami 41, at St. Louis 22
10/18/1998	at Miami 14, St. Louis 0
9/30/2001	at St. Louis 42, Miami 10
10/24/2004	at Miami 31, St. Louis 14
11/30/2008	Miami 16, at St. Louis 12
10/14/2012	at Miami 17, St. Louis 14



The Dolphins last played in Los Angeles on Oct. 9, 1988, when QB Dan Marino led the team to a 24-14 win over the Raiders at the Los Angeles Memorial Coliseum.

CONNECTIONS

PRO CONNECTIONS

- Dolphins General Manager **Chris Grier** (1995-1999) served in New England's personnel department and Wide Receivers Coach **Shawn Jefferson** played receiver (1996-99) during the same time Rams Offensive Line Coach **Paul Boudreau** held the same position (1997-98) with the Patriots.
- In 2015, Dolphins Head Coach **Adam Gase** served as Chicago's offensive coordinator and Quarterbacks Coach **Bo Hardegrave** was an offensive assistant, while Rams Wide Receivers/Passing Game Coordinator **Mike Groh** coached the Bears' wide receivers.
- Several coaches from these teams served on the Titans coaching staff, while Rams Head Coach **Jeff Fisher** was the head coach: Dolphins Senior Defensive Assistant/Pass Rush Specialist **Jim Washburn** (defensive line, 1999-2010), Linebackers Coach **Matt Burke** (administrative assistant, 2004-05; defensive assistant/quality control coach, 2006-08), Rams Assistant Head Coach **Dave McGinnis** (linebackers coach, 2004; asst. head coach/linebackers, 2005-10) and Senior Defensive Assistant **Chuck Cecil** (defensive coordinator, 2009-10; defensive backs, 2007-08; safeties and nickelbacks, 2004-06; defensive asst./quality control, 2001-03).
- From 1999-2000, Rams Offensive Line Coach **Paul Boudreau** held the same position with Miami.
- Dolphins **QB Matt Moore** was selected as a third baseman in the 22nd round of the Major League Baseball Draft by the Los Angeles Angels in 2004.

COLLEGE CONNECTIONS

- From 2011-12, Rams Wide Receivers/Passing Game Coordinator **Mike Groh** served as the wide receivers coach/recruiting coordinator for Alabama, while Dolphins **RB Kenyan Drake** played for the Crimson Tide. Also, Groh and Drake were both members of Alabama's 2012 BCS National Championship team.
- Dolphins **T Branden Albert** played for Virginia (2005-07) during the same time Rams Wide Receivers/Passing Game Coordinator **Mike Groh** was the Cavaliers' WRs/QBs/recruiting coord. (2005) and offensive coordinator (2006-08)
- Rams **DT Dominique Easley** (2010-13) was teammates with Dolphins **LB Jelani Jenkins** (2009-12) and **C Mike Pouncey** (2007-10) at Florida.
- Dolphins **S Bacarri Rambo** (2009-12) played with Rams **RB Todd Gurley** (2012-14) and **LB Alec Ogletree** (2010-12) at Georgia.
- From 2011-14, Dolphins **WR DeVante Parker** and **G Jamon Brown** were offensive teammates at Louisville.
- Dolphins **WR Jakeem Grant** (2012-15), Rams **WR Bradley Marquez** (2011-14) and **DB Cody Davis** (2009-12) played together at Texas Tech.
- Dolphins **LB Zach Vigil** and Rams **SS Maurice Alexander** were teammates at Utah State for three seasons (2011-13).
- In 2008, Dolphins **G/C Kraig Urbik** and **TE Lance Kendricks** played together at Wisconsin.
- Dolphins **CB Lafayette Pitts** (2012-15) and **DT Aaron Donald** (2010-13) were defensive teammates at Pitt.

HIGH SCHOOL/HOMETOWN CONNECTIONS

- Dolphins Defensive Line Coach **Terrell Williams** is from Los Angeles and later attended West Los Angeles College.
- **LB Spencer Paysinger** is also a Los Angeles native and prepped at Beverly Hills High School.
- Several other Dolphins are from California: **LB Kiko Alonso** (Los Gatos), **LB Donald Butler** (Sacramento), **P Matt Darr** (Bakersfield), **K Andrew Franks** (Carmel), **TE Dominique Jones** (San Diego), **QB Matt Moore** (Newhall), **WR Kenny Stills** (Carlsbad) and **RB Damien Williams** (San Diego).
- Rams **DB Lamarcus Joyner** is from Miami played at Southwest High School before transferring to St. Thomas Aquinas High School for his senior year.
- Rams **TE Tyler Higbee** (Clearwater) and **OG Demetrius Rhoney** (Ft. Lauderdale) are also from Florida. Higbee attended East Lake High School and Rhoney prepped at Stranahan High School.



THE DOLPHINS VS. THE RAMS

SERIES FACTS (TEAM)

MIAMI'S LARGEST MARGIN OF VICTORY:

21 (Miami 35, at Los Angeles 14, 11/9/80)

LOS ANGELES' LARGEST MARGIN OF VICTORY:

32 (at St. Louis 42, Miami 10, 9/30/01)

CURRENT SERIES STREAK:

Miami 3 (10/24/04 - 10/14/12)

MIAMI'S LARGEST WIN STREAK:

6 (11/9/80 - 10/18/98)

LOS ANGELES' LARGEST WIN STREAK:

1 (twice, last: at St. Louis 42, Miami 10, 9/30/01)

MOST POINTS BY MIAMI:

41 (Miami 41, at St. Louis 22, 12/24/95)

MOST POINTS BY LOS ANGELES:

42 (at St. Louis 42, Miami 10, 9/30/01)

MOST POINTS, BOTH TEAMS:

68 (Miami 37, at L.A. Rams 31 [OT], 12/14/86)

FEWEST POINTS BY MIAMI:

10 (at St. Louis 42, Miami 10, 9/30/01)

FEWEST POINTS BY LOS ANGELES:

0 (at Miami 14, St. Louis 0, 10/18/98)

FEWEST POINTS, BOTH TEAMS:

14 (at Miami 14, St. Louis 0, 10/18/98)

DOLPHINS PLAYERS VS. THE RAMS

PLAYER	GP	RECORD	PASSING				
			A-C-I	YDS	PCT	TD	RTG
Ryan Tannehill	1	1-0	29-21-0	185	72.4	2	112.0
Matt Moore	1	0-1	37-23-3	194	62.2	1	51.0
TOTALS	2	1-1	66-44-3	379	66.7	3	77.8

PLAYER	GP	ATT	RUSHING				
			YDS	AVG	LG	TD	
Ryan Tannehill	1	4	16	4.0	10	0	
Matt Moore	1	1	5	5.0	5	0	
TOTALS	2	5	21	4.2	10	0	

PLAYER	GP	NO	RECEIVING				
			YDS	AVG	LG	TD	
Kenny Stills	1	4	47	11.8	20	0	
TOTALS	1	4	47	11.8	20	0	

PLAYER	GP	SOLO	ASST	DEFENSE				
				SK	INT	PD	FF	FR
Chris Culliver	6	11	3	0.0	0	1	0	0
Ndamukong Suh	2	4	1	1.0	1	1	0	0
Mario Williams	2	4	1	1.0	0	0	1	1
Earl Mitchell	1	3	1	0.0	0	0	0	0
Cameron Wake	1	3	0	1.0	0	0	0	0
Andre Branch	1	3	0	1.0	0	0	0	0
Byron Maxwell	6	3	1	0.0	1	2	0	1
Jason Jones	2	2	0	1.0	0	0	0	0
Donald Butler	1	2	3	0.0	0	0	0	0
Isa Abdul-Quddus	3	2	0	0.0	0	1	0	0
TOTALS	25	37	10	5.0	2	5	1	2

SERIES SUPERLATIVES

DOLPHINS

RUSHING YARDS:

151, Delvin Williams, at Los Angeles, 11/9/80

PASSING YARDS:

403, Dan Marino, at L.A. Rams, 12/14/86

RECEPTIONS:

8, Jim Kiick, at Los Angeles, 10/31/71

RECEIVING YARDS:

145, Mark Duper, at L.A. Rams, 12/14/86

RAMS

RUSHING YARDS:

124 Eric Dickerson, at L.A. Rams, 12/14/86

PASSING YARDS:

436, James Harris, at Miami, 10/3/76

RECEPTIONS:

15, Isaac Bruce, at St. Louis, 12/24/95

RECEIVING YARDS:

220, Ron Jessie, at Miami, 10/3/76



Miami capped off its 17-0 undefeated perfect season in Super Bowl VII at the Los Angeles Memorial Coliseum on Jan. 14, 1973. RB Larry Csonka rushed for 112 yards in the win.



THE DOLPHINS VS. THE RAMS

HOW THEY COMPARE

DOLPHINS		CATEGORY	RAMS	
STAT	RNK		RNK	STAT
339.8	22	Total Offense	31	308.0
219.4	28	Passing Offense	25	225.4
120.3	6	Rushing Offense	29	82.6
22.7	19	Scoring Offense	32	15.4
20	13t	Sacks Allowed	22t	23
35.9	25	Third Down Offense	22	37.6
46.4	26	Red Zone Offense	29	42.9
364.3	20	Total Defense	7	327.0
235.6	9	Passing Defense	8	223.9
128.8	30	Rushing Defense	17	103.1
22.9	14t	Scoring Defense	10	19.2
22	11t	Sacks	25t	16
33.3	2t	Third Down Defense	21	41.0
53.8	17	Red Zone Defense	25	62.1
12	12t	Takeaways	17t	11
12	14t	Giveaways	20t	14

STATISTICAL LEADERS

CATEGORY	DOLPHINS		RAMS	
	PLAYER	STAT	PLAYER	STAT
Completion Pct.	R. Tannehill	65.3%	C. Keenum	61.0%
Passing Yards	R. Tannehill	2,117	C. Keenum	2,169
Passer Rating	R. Tannehill	91.3	C. Keenum	76.8
Rushing Yards	J. Ajayi	725	T. Gurley	515
Yards Per Carry	J. Ajayi	5.7	T. Gurley	3.1
Rushing TDs	J. Ajayi	6	T. Gurley	3
Receptions	J. Landry	55	K. Britt	44
Receiving Yards	J. Landry	658	K. Britt	693
Receiving TDs	K. Stills	4	Two tied	3
Tackles	K. Alonso	71	A. Ogletree	76
Sacks	C. Wake	7.0	A. Donald	5.0
Interceptions	Two tied	2	M. Barron	2
Forced Fumbles	C. Wake	3	Two tied	2
Special Tms Tcks	M. Thomas	12	Two tied	5



QB Ryan Tannehill led the Dolphins to a 17-14 victory in his only appearance against the Rams on Oct. 14, 2012 in Miami Gardens, Fla.



THE LAST TIME THEY MET...

2012 - WEEK 6

OCT. 14, 2012 | MIAMI GARDENS, FLA.
SUN LIFE STADIUM
ATTENDANCE: 52,983 | TV: FOX

SCORING SUMMARY

ST. LOUIS 14

MIAMI 17

	1	2	3	4	F
St. Louis	6	0	0	8	14
Miami	0	10	7	0	17

It was only fitting that on the day Jason Taylor and Zach Thomas went into the Dolphin Honor Roll it was the defense for the Miami Dolphins that helped preserve a 17-14 victory over the St. Louis Rams.

Rookie defensive end Olivier Vernon's sack of Rams quarterback Sam Bradford with 37 seconds left seemingly pushed St. Louis out of game-tying field goal range. Vernon had to go back on the field as a member of the field goal defense team when Rams head coach Jeff Fisher sent rookie kicker Greg Zuerlein out to try a 66-yard field goal.

By game's end, St. Louis had rushed for 162 yards and a touchdown on 27 carries for an average of 6.0 yards per carry, but the Dolphins' streak of not allowing a 100-yard rusher was extended to 20 games. That ties the franchise record set back in 2002-03.

Rookie quarterback Ryan Tannehill also put together his best day so far this season by completing 21-of-28 passes for 185 yards, two touchdowns and a passer rating of 112.0.

Thanks to the defense tightening up in the red zone after giving up a 44-yard run to Daryl Richardson on the opening drive and a 65-yard pass play from Sam Bradford to Chris Givens later in the first quarter, Tannehill found himself down only six points. He was able to get the offense going after Zuerlein missed a 52-yard field goal early in the second quarter.

Tannehill engineered a six-play, 58-yard scoring drive and capped it off with a 29-yard touchdown pass to Marlon Moore with just over five minutes left in the first half. He held onto the ball long enough to allow Moore to fake out the defensive back and get open down the field.

Moore had not had a catch prior to the game having missed time with a hamstring injury but ended up with a career-high three receptions for 46 yards. He was the third receiver in that particular formation and saw the Rams trying to take Brian Hartline away.

SCORING DRIVES

TEAM	QTR	TIME	PLAY (EXTRA POINT) (DRIVE INFO)	STL	MIA
Rams	1	12:25	G.Zuerlein 48 yd. Field Goal (6-50, 2:35)	3	0
Rams	1	5:08	G.Zuerlein 32 yd. Field Goal (8-78, 3:38)	6	0
Dolphins	2	5:27	M.Moore 29 yd. pass from R.Tannehill (D.Carpenter kick) (6-58, 3:07)	6	7
Dolphins	2	4:19	D.Carpenter 42 yd. Field Goal (4-0, 0:57)	6	10
Dolphins	3	9:40	A.Fasano 1 yd. pass from R.Tannehill (D.Carpenter kick) (10-62, 5:20)	6	17
Rams	4	8:30	S.Bradford 1 yd. run (S.Bradford-S. Jackson pass) (11-62, 5:33)	14	17

GAME STATISTICS

RUSHING (Att-Yds-TD):

St. Louis: D. Richardson 11-76, S. Jackson 12-52, S. Bradford 4-34-1.
Miami: R. Bush 12-17, R. Tannehill 4-16, C. Clemons 1-3.

PASSING (A-C-Y-TD-I):

St. Louis: S. Bradford 39-26-315-0-0.
Miami: R. Tannehill 29-21-185-2-0.

RECEIVING (Rec-Yds-TD):

St. Louis: B. Gibson 7-91, L. Kendricks 4-40, C. Givens 3-85, S. Jackson 3-28, D. Richardson 2-23, S. Smith 2-18, M. Mulligan 2-15, A. Pettis 1-11, I. Pead 1-3, B. Quick 1-1.
Miami: D. Bess 6-42, R. Bush 5-44, A. Fasano 4-33-1, M. Moore 3-46-1, J. Lane 2-12, C. Clay 1-8.

SACKS (Sk-Yds):

St. Louis: J. Dunbar 2-24, C. Long 1-5.
Miami: O. Vernon 2-11, C. Wake 1-4.

INTERCEPTIONS (Int-Yds):

St. Louis: None.
Miami: None.

FORCED FUMBLES:

St. Louis: J. Dunbar 1.
Miami: J. Denney 1, J. Wilson 1.

FUMBLE RECOVERIES (No-Yds):

St. Louis: None.
Miami: M. Thigpen 1-0.

TEAM STATS

	STL	MIA
First Downs	22	12
Rushing	7	2
Passing	15	8
Penalty	0	2
3rd-Down Efficiency	3 for 13	4 for 12
4th-Down Efficiency	2 for 2	1 for 1
Total Net Yards	462	192
Total Net Plays	69	49
Average Gain	6.7	3.9
Net Yards Rushing	162	36
Rushes	27	17
Yards per Rush	6.0	2.1
Net Yards Passing	300	156
Completed - Attempted	26-39	21-29
Yards per Pass Play	7.1	4.9
Sacked - Yards Lost	3-15	3-29
Had Intercepted	0	0
Punts - Average	3-135-45.0	6-323-53.8
Return Yardage	54	69
Punts - Return Yards	6-21	0-0
Kickoffs - Return Yards	2-33	2-69
Interceptions - Return Yards	0-0	0-0
Penalties - Yards	12-94	5-40
Fumbles - Lost	3-1	1-0
Red-Zone Efficiency	1 for 3	1 for 1
Goal-to-Go Efficiency	1 for 1	1 for 1
Time of Possession	33:23	26:37



HARD ROCK STADIUM MODERNIZATION



Hard Rock Stadium is South Florida's home to the Miami Dolphins, University of Miami Hurricanes, Orange Bowl, international soccer, concerts and other world-class events. A truly global entertainment destination, this multi-purpose, open-air complex is in the midst of a multi-year, \$500 million renovation to enhance the fan experience. The modernization is being privately funded by Stephen Ross.

NEW SEATING PRODUCTS

Hard Rock Stadium's modernization included doubling unique seating experiences from 8 to 16. Some of the newest seating products include:

The 72 Club: The 598 seats in the 72 Club take the premium seating experience to another level. It's the most luxurious seating experience in all of South Florida sports and entertainment. Seats are double-padded, have 11 inches more legroom and are located at midfield. At any point in-game, guests are able to walk on the field on their way to a private club designed by the Rockwell Group.




Living Room Boxes: Hard Rock Stadium created four-person private Living Room Boxes. Located on the 35-yard line and within the Atos Club presented by EMC and Ford Field Clubs in the end zones, Living Room Boxes are the biggest, most comfortable seats in the stadium. These boxes give guests the ability to watch replays and highlights on their own private screens.

Hyundai Club: The Hyundai Club is a club located between the 30-yard lines on the north side that offers wider, padded seats. The club is designed by the Rockwell Group.




Corner Terraces: The 100 level Corner Terraces provide a unique social experience where guests can watch the game from a high-top table and comfortable swivel chairs. Corner Terraces provide guests the enjoyment of sitting with family or friends without being confined to a row of seats.



PHASE I

Phase I of the project that was completed for the 2015 season changed every seat in the stadium, rebuilt the concourses on the 100 and 300 levels, reduced capacity from 76,018 to 65,326, moved seats 25 feet closer to the field on the north and south sidelines, introduced five new premium spaces and allowed fans to enjoy improved food, enhanced concourses and 16 new restroom facilities throughout the facility.

The NINE: The NINE are nine open-air suites between the 30-yard lines that connect to a private club designed by the Rockwell Group. The NINE offers the best view of the field with the convenience of a private club.





HARD ROCK STADIUM MODERNIZATION

PHASE II

For the 2016 season, a state-of-the-art canopy was installed that will keep as many as 92 percent of the spectators in the shade and protected from the rain along with four giant high-definition video boards.

VIDEO BOARDS

- Four 1,472-inch screens in each corner of the stadium for a total of 22,400 sq. ft. – the largest in the AFC East (compared to 12,000 total square footage in old stadium).
- A total of 18 million LEDs will showcase game day on the boards.
- High-definition picture positioned for easy sightlines for every fan.

MIAMI DOLPHINS
TOTAL: 22,400 SQ. FT.



NEW YORK JETS
TOTAL: 14,160 SQ. FT.



BUFFALO BILLS
TOTAL: 12,253 SQ. FT.



NEW ENGLAND PATRIOTS
TOTAL: 11,306 SQ. FT.



SHADE CANOPY

- Will shade approximately 92 percent of fans (increase from 17 percent in old stadium).
- The shade canopy is approximately 626,000 square feet [14.37 acres] and is comprised of 17,000 tons of steel.
- Covering the remainder of the canopy area [94,000 square feet] immediately adjacent to the ocular over the field is a translucent material called ETFE. This material will provide supplemental light in the bowl while reducing solar heat.
- Four spires rise an additional 200 feet above the roof surface achieving a total height of 357 feet from the ground. Several steel cables secured at the top of each spire will be extended to the roof to provide additional structural support. Cable diameters range between 3.5" to 5.5" in diameter.

FIELD FACTS

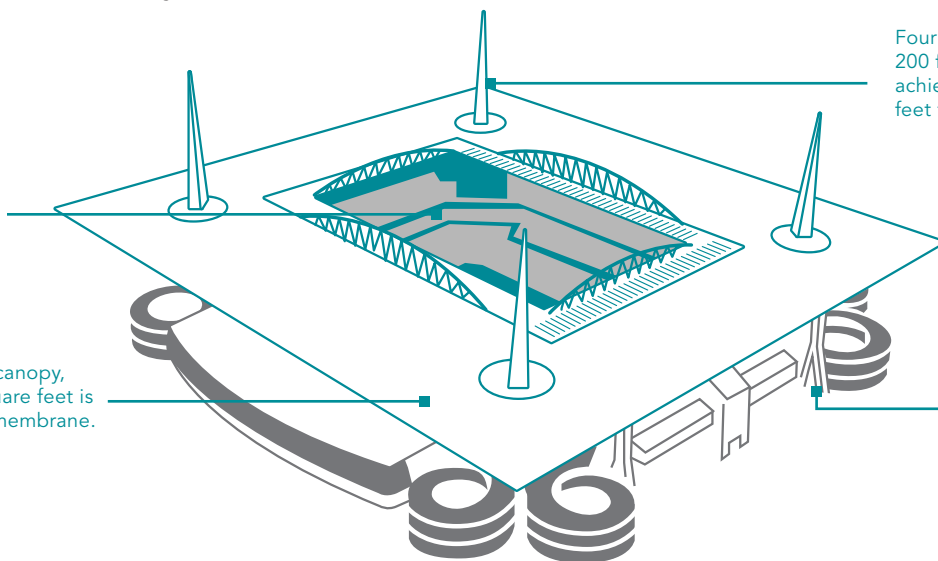
- First team in the NFL to use Paspalum Platinum (shorter versions are Platinum TE or TE). The TE species works well in warm climates with growth not hindered in shade.
- Texture: Courser, thicker grass
- Feel: TE is thicker and lusher so there is a difference in feel and cushion in footing
- Sustainability: More shade tolerance
- Growth: TE grows aggressively and requires less nitrogen in the fertilizer than Bermuda.
- Color Variation: TE is a lighter green shade.

Will shade approximately 92 percent of fans (increase from 17 percent currently).

Four Spires rise an additional 200 feet above the roof surface achieving a total height of 357 feet from the ground

The main area of canopy, some 530,000 square feet is a single ply TPO membrane.

All 8 Super Columns have been completed.





DOLPHINS ON THE AIR THIS SEASON

CEFALO, GRIESE, ROSE AND BOKAMPER RETURN WITH NEW RADIO PARTNER IN 2016

On May 19, 2016, the Miami Dolphins announced a multi-year radio broadcast rights partnership with Miami's Sportsradio 560 WQAM, with the station becoming the official flagship radio partner of the franchise. In addition, all Dolphins games will be simulcast on KISS 99.9 FM "South Florida's NEW Country" and feature expanded pre-, halftime and postgame shows. The games also can be heard on Dolphins.com and throughout South and Central Florida on a variety of stations that make up the Miami Dolphins Radio Network.

The Dolphins previously had their games broadcast on Miami's Sportsradio 560 WQAM during the 1997-2004 and 2007-09 seasons.



As part of the agreement, Sportsradio 560 WQAM will have the radio broadcast rights for all preseason, regular season and playoff games. Dolphins fans who tune into Miami's Sportsradio 560 WQAM will have the opportunity to listen to live broadcasts of Head Coach Adam Gase's day-after game press conferences and "Dolphins Friday," a day of Dolphins centric-content on the station featuring interviews with players, coaches and team executives. Additionally, CBS Radio Miami will promote Dolphins community and Foundation initiatives across multiple platforms.

The preseason English radio broadcast team on Sportsradio 560 WQAM consists of three Dolphins alumni in the booth. Former wide receiver Jimmy Cefalo handles the play-by-play duties with former tight end Joe Rose and former Pro Bowl defensive end Jason Taylor providing the game analysis. During the regular season, Cefalo and Rose are joined by former Hall of Fame quarterback Bob Griese serving as an analyst with former Dolphins Pro Bowl linebacker/defensive end Kim Bokamper reporting from the sidelines.

In addition to the game broadcasts, the station will feature an expanded pregame show with Curtis Stevenson and former Dolphins linebacker Channing Crowder serving as hosts, a halftime show hosted by Kevin Rogers and a postgame show hosted by Orlando Alzugaray and former Dolphins running back Troy Stradford with live updates from Rogers.



990 ESPN Deportes is the Dolphins' official Spanish radio broadcast partner for all preseason, regular season and playoff games. Raul Striker Jr. will handle play-by-play duties with Eduardo Martell as a color analyst. 990 ESPN Deportes additionally airs a



Bob Griese, Joe Rose and Jimmy Cefalo



Eduardo Martell and Raul Striker Jr.

2016 MIAMI DOLPHINS RADIO NETWORKS

LOCATION	NETWORK	LOCATION	NETWORK
Fort Lauderdale	WQAM 560 AM	Miami	KISS 99.9 FM
Fort Lauderdale	KISS 99.9 FM	Miami	WMYM 990 AM (Spanish)
Fort Lauderdale	WMYM 990 AM (Spanish)	Orlando	ESPN 580 AM
Fort Myers	WRXK 96.1 FM	Port St. Lucie	WPSL AM 1590
Key West	WKWF 1600 AM	West Palm Beach	ESPN 106.3 FM
Miami	WQAM 560 AM	West Palm Beach	ESPN Deportes 760 AM (Spanish)




RISE YOUTH PROGRAMS AWARDS

MIAMI DOLPHINS ANNOUNCE WEEK 10 YOUTH PROGRAMS AWARDS WITH PARTNER ROSS INITIATIVE IN SPORTS FOR EQUALITY (RISE)

Miami – The Miami Dolphins and the Ross Initiative in Sports for Equality (RISE) recognize the Week 10 youth football players, coach and parent who have demonstrated their commitment to being leaders on and off the field:

- High School Player of the Week: **Todd Centeio** from Dwyer High School. The dynamic senior quarterback threw for 255 yards and five touchdowns last week. This type of performance exemplifies why Dwyer remains undefeated this season.
- High School Coach of the Week: **Orson Walkes** from Pahokee High School. His team currently sits undefeated at 10-0. Walkes has been an assistant coach on four state championship teams for the Blue Devils prior to becoming the head coach. He also has served as assistant athletic director and was co-head coach for the girls’ basketball team. Walkes, 40, teaches exceptional student education classes at Pahokee High and has been a teacher at the school since 2004. He graduated from Pahokee High in 1994 and played linebacker. Walkes attended Alabama A&M University and played defensive end before transferring to the University of South Alabama, where he earned a bachelor’s degree in psychology.
- Youth Player of the Week: **Tenard Summerall** from the Overtown Tornados 14U of the National Youth Football League. Summerall plays both quarterback and cornerback for the Tornados. Last week, he threw two touchdowns and had one interception in a 33-0 victory over the Opa Locka Hurricanes.
- Team Mom of the Week: **Marisella Readon** from the Boca Braves of the Gold Coast Pop Warner League. Readon has overcome tremendous adversity as she lost her son earlier this year, who would have been on the Tiny Mite team (7U), yet she still finds the time and energy to support her older son’s team. She is always there when you need her and the first to take the initiative and volunteer her time. Readon never misses a practice or game and is there, not only for her son, but for all the boys on the team. This year, her Jr. Pee Wee team had an influx of new players which meant new moms to the organization. She welcomed everyone with open arms and has made them feel like family. Recently, Readon was appointed to the Braves’ board as scholastic coordinator because of her commitment to the scholastic performance of her players.



Youth Player of the Week Tenard Summerall (Overtown Tornados 14U)

Each award recipient will be presented with a plaque on the field during the Nov. 27 Dolphins home game at Hard Rock Stadium against the San Francisco 49ers, and receive acknowledgment of their accomplishment in the game program and through the Dolphins’ and RISE’s social media platforms. They also will receive a pair of tickets to a Miami Dolphins home game and a Dolphins/RISE T-shirt.

As a newly added component of the program and part of the Dolphins/RISE partnership, winners will be empowered to make a difference by participating in a RISE training program where they will learn how to use the unifying power of sport to promote the importance and benefits of unity, equality and inclusiveness as well as address racial tensions their teams, schools and communities might experience.

Awardees also will be encouraged to take a pledge, committing to stand up to racial inequality and share how they plan to affect change by creating a “How I RISE” video message, which will be posted on RISEtoWIN.org.



(L-R) Dolphins Youth Programs Coordinator Lousaka Polite, Dwyer HS Head Football Coach Jack Daniels, HSPOW Todd Centeio, Dwyer HS Principal Joe Depasquale, Nydia Centeio



High School Coach of the Week Orson Walkes with the Pahokee High School football team



Team Mom of the Week Marisella Readon (second from left) (Boca Braves)



MIAMI DOLPHINS IN THE COMMUNITY



RB Kenyan Drake shops with a student at the Publix Kids and Fins Thanksgiving Shopping Spree

MIAMI DOLPHINS AND PUBLIX PARTNER FOR KIDS AND FINS THANKSGIVING SHOPPING SPREE

Opa-Locka, Fla. – The Miami Dolphins players, alumni, cheerleaders, mascot TD and Miami Dolphins Women’s Organization members paired up with Publix to host 125 students from our partner schools in Miami-Dade, Broward and Palm Beach counties to shop for Thanksgiving meals.

“Every year we look forward to teaming up with our partners the Miami Dolphins and local school districts for this special shopping experience,” Publix Media and Community Relations Manager Nicole Krauss said. “It’s a unique and memorable way for these students to kick off the Thanksgiving holiday and we are proud to be a part of it.”

The students, ages 6-18, attend Title I schools and were selected by their principals to participate in the event. Students received a Miami Dolphins and Publix branded Kids and Fins T-shirt, enjoy food, drinks and shop to fill their families’ pantries for the Thanksgiving holiday.

“It’s always really fun for Lauren and me to come out and be able to interact with people of the community, all of my teammates and former players,” Dolphins quarterback Ryan Tannehill said. “It’s just a really special event.”



QB Ryan Tannehill and his wife, Lauren, help a local student shop for Thanksgiving



CB Bobby McCain and a student at the Publix Kids and Fins Thanksgiving Shopping Spree event



DEPTH CHART

OFFENSE								
POS	NO	NAME (GP/GS)	NO	NAME (GP/GS)	NO	NAME (GP/GS)	NO	NAME (GP/GS)
WR	10	Kenny Stills (9/9)						
LT	76	Branden Albert (7/7)						
LG	<u>67</u>	<u>Laremy Tunsil (8/8)</u>						
C	51	Mike Pouncey (5/5)	65	Anthony Steen (8/3)				
RG	74	Jermon Bushrod (9/9)	60	Kraig Urbik (9/1)				
RT	70	Ja'Wuan James (9/9)	79	Sam Young (1/0)				
TE	80	Dion Sims (7/4)	48	MarQueis Gray (9/4)	85	Dominique Jones (5/2)	<u>83</u>	<u>Thomas Duarte (1/0)</u>
QB	17	Ryan Tannehill (9/9)	8	Matt Moore (0/0)				
RB	23	Jay Ajayi (8/5)	26	Damien Williams (8/0)	<u>32</u>	<u>Kenyan Drake (9/1)</u>		
WR	14	Jarvis Landry (9/9)	<u>19</u>	<u>Jakeem Grant (9/0)</u>				
WR	11	DeVante Parker (8/4)	<u>88</u>	<u>Leonte Carroo (9/2)</u>				

DEFENSE								
POS	NO	NAME (GP/GS)	NO	NAME (GP/GS)	NO	NAME (GP/GS)	NO	NAME (GP/GS)
DE	91	Cameron Wake (9/4)	50	Andre Branch (9/4)	78	Terrence Fede (3/0)		
DT	93	Ndamukong Suh (9/9)	96	Leon Orr (4/0)				
DT	97	Jordan Phillips (9/9)	90	Earl Mitchell (2/0)				
DE	94	Mario Williams (9/5)	98	Jason Jones (9/5)	75	Nick Williams (0/0)		
LB	56	Donald Butler (7/3)	42	Spencer Paysinger (8/0)	49	Zach Vigil (2/0)		
LB	47	Kiko Alonso (9/9)	45	Mike Hull (9/0)				
LB	53	Jelani Jenkins (7/5)	46	Neville Hewitt (9/3)				
CB	41	Byron Maxwell (8/8)	28	Bobby McCain (9/3)	29	Chris Culliver (0/0)		
CB	<u>25</u>	<u>*Xavien Howard (4/4)</u>	36	Tony Lippett (9/6)	<u>21</u>	<u>Jordan Lucas (5/0)</u>	<u>40</u>	<u>Lafayette Pitts (1/0)</u>
S	24	Isa Abdul-Quddus (9/9)	30	Bacarri Rambo (2/0)				
S	31	Michael Thomas (9/5)	35	Walt Aikens (8/0)				



LB KIKO ALONSO'S GAME-WINNING INTERCEPTION RETURN FOR A TD LAST WEEK AT SAN DIEGO WAS **THE LATEST INTERCEPTION RETURN TO GIVE THE DOLPHINS A LEAD SINCE AT LEAST 1991.**

SPECIALISTS				
POS	NO	NAME	NO	NAME
K	3	Andrew Franks (8/0)		
P	4	Matt Darr (8/0)		
KO	3	Andrew Franks (8/0)		
H	4	Matt Darr (8/0)		
LS	92	John Denney (8/0)		
KOR	<u>19</u>	<u>Jakeem Grant (8/0)</u>	<u>32</u>	<u>Kenyan Drake (8/1)</u>
PR	14	Jarvis Landry (8/8)	<u>19</u>	<u>Jakeem Grant (8/0)</u>

*Underlined players are rookies
* Did not play last week due to injury*



PROJECTED CONTRIBUTORS: OFFENSE

QB 17



RYAN TANNEHILL | 6-4 | 216 | TEXAS A&M

- **LAST GAME:** at San Diego (11/13): 17-of-24 (70.8 pct.), 240 yds, 2 TDs.
- His 7.9 yards per attempt this year is a career high and No. 6 in the NFL.
- Has completed a 50-plus yard pass in six of the team's nine games this season - a career-high and the most of any NFL QB this year.

RB 23



JAY AJAYI | 6-0 | 229 | BOISE STATE

- **LAST GAME:** at San Diego (11/13): 19 att. for 79 yds. (4.2 avg.).
- One of four NFL players to ever rush for 200 yards in consecutive games.
- Has posted three straight 100-yard rushing performances.
- Leads the NFL with 5.7 yards per carry.

WR 14



JARVIS LANDRY | 5-11 | 206 | LSU

- **LAST GAME:** at San Diego (11/13): 6 rec. for 53 yds. (8.8 avg.).
- Tied for eighth in the NFL with 55 receptions this season.
- Owns two of the franchise's top five single-season reception marks.
- Needs 12 rec. to set NFL record for most rec. in first three years of a career.

WR 10



KENNY STILLIS | 6-0 | 195 | OKLAHOMA

- **LAST GAME:** at San Diego (11/13): 2 rec. for 47 yds., 1 TD.
- Caught a 39-yard TD in the win at San Diego.
- Averages 16.9 yards per reception since entering the NFL in 2013, the sixth-best mark in the NFL in that span.

WR 11



DeVANTE PARKER | 6-3 | 212 | LOUISVILLE

- **LAST GAME:** at San Diego (11/13): 5 rec. for 103 yds. (20.6 avg.).
- Averages 16.1 yards per reception in his career.
- Has three 100-yard performances in his career, including two this season and one last week at San Diego.

TE 80



DION SIMS | 6-4 | 271 | MICHIGAN STATE

- **LAST GAME:** at San Diego (11/13): Did not record stats.
- Returned to action last week at San Diego after missing last two games due to injury.
- Has started every game he has played (4) since TE Jordan Cameron was injured.

LT 76



BRANDEN ALBERT | 6-5 | 314 | VIRGINIA

- **LAST GAME:** at San Diego (11/13): Started at left tackle.
- Has only been penalized twice in 2016.
- Has played in 115 career games with 113 starts.
- Two-time Pro Bowl selection (2013, 2015).

LG 67



LAREMY TUNSIL | 6-5 | 316 | MISSISSIPPI

- **LAST GAME:** at San Diego (11/13): Started at left guard.
- Became first player in team history to start at least one game at both guard and tackle in his rookie season.
- Has allowed just 0.5 sacks when playing guard this year.

C 51



MIKE POUNCEY | 6-5 | 299 | FLORIDA

- **LAST GAME:** at San Diego (11/13): Started at center
- Missed first four games due to injury but returned on Oct. 9 vs. Tenn.
- Team is 4-1 since he returned to the starting lineup.
- Three-time Pro Bowl selection (2013-15).

RG 74



JERMON BUSHROD | 6-5 | 320 | TOWSON

- **LAST GAME:** at San Diego (11/13): Started at right guard.
- Played in 117 career games with 105 starts.
- Has played left tackle his entire career until moving to right guard this year.
- Two-time Pro Bowl selection (2011 and 2012).

RT 70



JA'WAN JAMES | 6-6 | 307 | TENNESSEE

- **LAST GAME:** at San Diego (11/13): Started at right tackle.
- Has started every game at right tackle for the Dolphins this season.
- Has allowed just one penalty and no sacks in the past three games.
- Was a first-round pick (19th overall) by Miami in the 2014 NFL draft.

DAMIEN WILLIAMS | 5-11 | 228

RB 26



- Scored twice on just three touches
- his first career multi-TD game - last week at San Diego.
- Is fourth on the team in receiving with 12 rec. for 155 yards (12.9 avg.) and 2 TDs this season.

KENYAN DRAKE | 6-1 | 216

RB 32



- Scored game-winning TD on a 96-yard kickoff return in 4Q vs. N.Y. Jets (11/6)
- Third-round pick (73rd overall) by Miami in the 2016 NFL Draft.
- Played in 42 career games at Alabama.

LEONTE CARROO | 6-1 | 217

WR 88



- Caught two passes for 14 yards (7.0 avg.) in his first NFL start in Week 1 at Seattle.
- Selected in the third round (86th overall) of the 2016 NFL draft by Miami.
- Rutgers all-time career leader with 29 receiving TDs.

JAKEEM GRANT | 5-7 | 172

WR 19



- Posted seventh-longest punt return by a rookie in team history with a 74-yard TD in Week 5 vs. Tennessee.
- Sixth-round pick (186th overall) in the 2016 NFL draft.
- All-time leading receiver in Texas Tech history (3,289 yards).

MARQUEIS GRAY | 6-4 | 255

TE 48



- Posted a career high with 81 receiving yards on 3 catches in Week 6 vs. Pittsburgh.
- Has played in 38 career games with 11 starts for Cleveland (2013), Minnesota (2014), Buffalo (2014-15) and Miami (2016).

DOMINIQUE JONES | 6-3 | 275

TE 85



- Has caught a career-high 6 receptions for 54 yards (9.0 avg.) this season.
- Scored his first career TD in Week 9 vs. N.Y. Jets (11/6).
- Signed by the Dolphins on Oct. 3, 2016.

THOMAS DUARTE | 6-2 | 241

TE 83



- Made his NFL debut in Week 9 vs. N.Y. Jets (11/6).
- Was a collegiate receiver at UCLA before Dolphins moved him to TE.
- Seventh-round pick (231st overall) by the Dolphins in the 2016 NFL Draft.

MATT MOORE | 6-3 | 225

QB 8



- Ranks No. 4 in team history in career passer rating (84.9).
- Is fourth among Dolphins all-time career completion percentage leaders (59.9).
- Has played in 41 career games with 25 starts.



PROJECTED CONTRIBUTORS: DEFENSE

DE 91		CAMERON WAKE 6-3 263 PENN STATE <ul style="list-style-type: none"> • LAST GAME: at San Diego (11/13): 3 solo tackles, 2 sacks. • Second in Dolphins history with 77.0 career sacks. • Third in NFL history in most sacks by undrafted players (77.0). • Four-time Pro Bowl selection (2010, 2012-14). 	JASON JONES 6-5 278 
DT 93		NDAMUKONG SUH 6-4 305 NEBRASKA <ul style="list-style-type: none"> • LAST GAME: at San Diego (11/13): 5 tackles (3 solo), 0.5 sacks, 2 QBHs. • Most sacks by an NFL defensive tackle since 2010 (47.0). • Leads all NFL interior defensive linemen with 42 tackles (23 solo) this year. • Four-time Pro Bowl selection (2010, 2012-14). 	DE 98 <ul style="list-style-type: none"> • Fourth on team with 2.5 sacks. • In his ninth NFL season with 104 games played and 71 career starts. • Has 30.5 career sacks. • Played last three seasons (2013-15) in Detroit.
DT 97		JORDAN PHILLIPS 6-6 335 OKLAHOMA <ul style="list-style-type: none"> • LAST GAME: at San Diego (11/13): 2 tackles (1 solo). • Intercepted N.Y. Jets QB Ryan Fitzpatrick last week in the third quarter. • Pressured QB Ben Roethlisberger on an interception in Week 6. • His penetration caused QB Russell Wilson to fumble in 4th quarter in Week 1. 	ANDRE BRANCH 6-5 263 
DE 94		MARIO WILLIAMS 6-6 300 NC STATE <ul style="list-style-type: none"> • LAST GAME: at San Diego (11/13): 2 tackles (1 solo). • Fourth in NFL in sacks since he entered the league in 2006 (97.0). • Signed by the Dolphins on March 9, 2016. • Four-time Pro Bowl selection (2008-09, 2013-14). 	DE 50 <ul style="list-style-type: none"> • Totaled a season-high 1.5 sacks (all in the first quarter) in Week 6 vs. Pittsburgh. • Played first four years (2012-15) of his NFL career in Jacksonville. • Has 60 career games played, 16 starts and 17.5 sacks.
LB 56		DONALD BUTLER 6-1 242 WASHINGTON <ul style="list-style-type: none"> • LAST GAME: at San Diego (11/13): Did not record stats. • Played five seasons with San Diego (2011-15) and totaled 71 games played, 62 starts and 370 tackles there. • Signed by the Dolphins on Sept. 14, 2016. 	DT 90 
LB 47		KIKO ALONSO 6-3 239 OREGON <ul style="list-style-type: none"> • LAST GAME: at San Diego (11/13): 4 solo tackles, 1 TFL, 1 INT, 1 TD. • Tied for sixth in the AFC with 71 total tackles (43 solo). • Had game-winning interception return for a TD in Week 10 at San Diego. • Traded to Miami along with Byron Maxwell from Phil. on March 9, 2016. 	SPENCER PAYSINGER 6-2 243 
LB 53		JELANI JENKINS 6-0 240 FLORIDA <ul style="list-style-type: none"> • LAST GAME: at San Diego (11/13): 4 tackles (2 solo). • Has played in 51 games with 32 starts in his four-year Dolphins career. • Made his 200th career tackle in the first quarter in Week 2 at NE. Now has 214 career stops. 	LB 42 <ul style="list-style-type: none"> • Played in 22 games over the past two seasons (2015-16) with Miami. • Tied for the team lead with 5 solo stops in the Week 9 win vs. N.Y. Jets. • Has played in 84 career games with 14 starts.
CB 41		BYRON MAXWELL 6-1 203 CLEMSON <ul style="list-style-type: none"> • LAST GAME: at San Diego (11/13): 5 solo tackles, 1 INT, 2 PD. • Had career-high 4 PD against Pittsburgh WR Antonio Brown in Week 6. • Recorded first INT as a Dolphins player in Week 10 at San Diego. • Traded to Miami along with Kiko Alonso from Phil. on March 9, 2016. 	NEVILLE HEWITT 6-2 232 
CB 25		XAVIEN HOWARD 6-1 198 BAYLOR <ul style="list-style-type: none"> • LAST GAME: at San Diego (11/13): Inactive due to injury. • Was tied for second among NFL rookies in total tackles (28) before he was injured in Week 4. • Became first Dolphins rookie CB since 2009 (Sean Smith) to start Week 1. 	LB 46 <ul style="list-style-type: none"> • Played in all 25 games since joining the Dolphins as an undrafted college free agent in 2015. • Started his fifth career game in Week 10 at San Diego. • Totaled 58 tackles (37 solo) in 25 career games played.
S 24		ISA ABDUL-QUDDUS 6-1 196 FORDHAM <ul style="list-style-type: none"> • LAST GAME: at San Diego (11/13): 6 tackles (5 solo), 1 QBH. • Has played in 40 consecutive games (Detroit 2014-15, Miami 2016). • Tied for the team lead with two interceptions this season. • Signed by the Dolphins as an unrestricted free agent on March 11, 2016. 	BOBBY McCAIN 5-11 192 
S 31		MICHAEL THOMAS 5-11 193 STANFORD <ul style="list-style-type: none"> • LAST GAME: at San Diego (11/13): 2 tackles (1 solo), 2 STs tackles. • Recorded his first career sack with a strip-sack of QB Jacoby Brissett in Week 2 at NE. • Leads the team with 12 special teams tackles. 	CB 28 <ul style="list-style-type: none"> • Intercepted N.Y. Jets QB Ryan Fitzpatrick in the end zone in Week 9. • Primarily a nickel/slot cornerback. • Played in all 25 games of his NFL career with seven starts.
			TONY LIPPETT 6-3 194 
			BACARRI RAMBO 6-0 211 



2016 MIAMI DOLPHINS TRANSACTIONS (as of November 14, 2016)

DATE	POS.	PLAYER/COACH	TRANSACTION	DATE	POS.	PLAYER/COACH	TRANSACTION
Jan. 4		Chris Grier	Named General Manager	March 9	LB	Kiko Alonso	Acquired by Miami in Trade (Phi.)
Jan. 6	RB	Jahwan Edwards	Signed to futures contract	March 9	CB	Byron Maxwell	Acquired by Miami in Trade (Phi.)
Jan. 6	WR	Robert Herron	Signed to futures contract	March 10	S	Isa Abdul-Quddus	Signed as UFA (Det.)
Jan. 6	LB	Terrell Manning	Signed to futures contract	March 10	T	Sam Young	Signed as UFA (Jac.)
Jan. 6	G	Vinston Painter	Signed to futures contract	March 10	LB	James-Michael Johnson	Re-Signed
Jan. 6	G	Anthony Steen	Signed to futures contract	March 10	C/G	Jacques McClendon	Re-Signed
Jan. 6	CB	Dax Swanson	Signed to futures contract	March 10	RB	C.J. Anderson	Signed to RFA Offer Sheet (Den.)
Jan. 6	DE	Julius Warmsley	Signed to futures contract	March 10	CB	Byron Maxwell	Restructured Contract
Jan. 6	DE	Jordan Williams	Signed to futures contract	March 11	G/T	Jermon Bushrod	Signed as FA
Jan. 7	WR	Tyler Davis	Signed to futures contract	March 16	QB	Matt Moore	Re-Signed
Jan. 8	DB	Damarr Aultman	Signed to futures contract	March 16	DE	Andre Branch	Signed as UFA (Jac.)
Jan. 9		Adam Gase	Named Head Coach	March 18		Jim Washburn	Named Senior Defensive Assistant/Pass Rush Specialist
Jan. 12		Vance Joseph	Named Defensive Coordinator	March 18	WR	Griff Whalen	Signed as FA
Jan. 12		Matt Burke	Named Linebackers Coach	March 22	C/G	Kraig Urbik	Signed as FA
Jan. 12		Shane Day	Named Tight Ends Coach	March 31	LB	Spencer Paysinger	Re-Signed
Jan. 12		Chris Foerster	Named Offensive Line Coach	March 31	TE	MarQueis Gray	Signed as FA
Jan. 12		Shawn Jefferson	Named Wide Receivers Coach	March 31	RB	Isaiah Pead	Signed as FA
Jan. 12		Eric Stokes	Named Senior Personnel Executive	March 31	RB	Daniel Thomas	Signed as FA
Jan. 14	DT	Charles Tuauu	Signed to futures contract	April 5	CB	Ifo Ekpre-Olomu	Acquired from waivers (Cle.)
Jan. 19	QB	Zac Dysert	Signed to futures contract	April 18	DT	Chris Jones	Acquired from waivers (N.E.)
Jan. 19	TE	Dominique Jones	Signed to futures contract	April 28	DB	Damarr Aultman	Waived
Jan. 20		Clyde Christensen	Named Offensive Coordinator	April 28	WR	Tyler Davis	Waived
Jan. 20		Bo Hardegree	Named Quarterbacks Coach	April 28	WR	Robert Herron	Waived
Jan. 20		Jeremiah Washburn	Named Assistant Offensive Line Coach	April 28	DT	Robert Thomas II	Waived
Jan. 25		Blue Adams	Named Football Research Analyst	April 28	LB	Terrell Manning	Terminated contract
Jan. 25		Lou Anarumo	Named Defensive Backs Coach	April 28	G/T	Laremy Tunsil	Selected in NFL draft - D1, '16
Jan. 25		Jim Arthur	Named Assistant Strength and Conditioning Coach	April 29	CB	Xavien Howard	Selected in NFL draft - D2, '16
Jan. 25		Danny Barrett	Named Running Backs Coach	April 29	RB	Kenyan Drake	Selected in NFL draft - D3a, '16
Jan. 25		Charlie Bullen	Named Assistant Linebackers Coach	April 29	WR	Leonte Carroo	Selected in NFL draft - D3b, '16
Jan. 25		Ben Johnson	Named Assistant Wide Receivers Coach	April 30	WR	Jakeem Grant	Selected in NFL draft - D6a, '16
Jan. 25		Chris Kuper	Named Offensive Quality Control	April 30	CB	Jordan Lucas	Selected in NFL draft - D6b, '16
Jan. 25		Rusty McKinney	Named Defensive Quality Control	April 30	QB	Brandon Doughty	Selected in NFL draft - D7a, '16
Jan. 25		Ken O'Keefe	Named Senior Football Research Analyst	April 30	TE	Thomas Duarte	Selected in NFL draft - D7b, '16
Jan. 25		Dave Puloka	Named Head Strength and Conditioning Coach	April 30	CB	Jamar Taylor	Traded (Cle.)
Jan. 25		Ted Rath	Named Assistant Strength and Conditioning Coach	May 2	RB	Jahwan Edwards	Waived
Jan. 28	WR	Tyler Murphy	Signed to futures contract	May 2	WR	Christian Jones	Waived
Feb. 8	T	Jason Fox	Waived	May 2	DE	Damontre Moore	Waived
Feb. 12		Daronte Jones	Named Assistant Defensive Backs Coach	May 6	LB	Akil Blount	Signed as Undrafted College Free Agent
Feb. 12		Eric Stokes	Parted ways	May 6	LB	James Burgess	Signed as Undrafted College Free Agent
Feb. 12	DE	Quinton Coples	Terminated contract	May 6	C/G	Ruben Carter	Signed as Undrafted College Free Agent
Feb. 12	CB	Brice McCain	Terminated contract	May 6	LS	Ryan DiSalvo	Signed as Undrafted College Free Agent
Feb. 19	CB	Chimdi Chekwa	Signed as FA	May 6	LB	Tyler Gray	Signed as Undrafted College Free Agent
Feb. 19	WR	A.J. Cruz	Signed as FA	May 6	S	A.J. Hendy	Signed as Undrafted College Free Agent
Feb. 23	CB	Dax Swanson	Waived	May 6	TE	Gabe Hughes	Signed as Undrafted College Free Agent
Feb. 29	DE	Cleyon Laing	Signed as FA	May 6	DE	Farrington Huguenin	Signed as Undrafted College Free Agent
March 1	DE	Olivier Vernon	Placed Transition Tag	May 6	K	Marshall Koehn	Signed as Undrafted College Free Agent
March 5	DT	Ndamukong Suh	Restructured Contract	May 6	CB	Lafayette Pitts	Signed as Undrafted College Free Agent
March 5	LB	Koa Misi	Restructured Contract	May 6	WR	Rashawn Scott	Signed as Undrafted College Free Agent
March 5	S	Shamiel Gary	Placed Exclusive Rights Tender	May 6	WR	Brandon Shippen	Signed as Undrafted College Free Agent
March 5	WR	Matt Hazel	Placed Exclusive Rights Tender	May 7	DE	Cameron Wake	Signed Contract Extension
March 5	T	Ulrick John	Placed Exclusive Rights Tender	May 16	DE	Jason Jones	Signed as FA
March 5	CB	Tyler Patmon	Placed Exclusive Rights Tender	June 16	QB	Logan Thomas	Waived
March 5	TE	Jake Stoneburner	Placed Exclusive Rights Tender	June 16	DT	Charles Tuauu	Waived
March 5	S	Michael Thomas	Placed Exclusive Rights Tender	July 18	RB	Arian Foster	Signed as FA
March 5	WR	Greg Jennings	Released	July 29	CB	Xavien Howard	Placed on Physically Unable to Perform List
March 8	TE	Jordan Cameron	Restructured Contract	July 29	CB	Bobby McCain	Placed on Physically Unable to Perform List
March 8	DT	Robert Thomas II	Restructured Contract	July 29	RB	Arian Foster	Placed on Physically Unable to Perform List
March 8	WR	Christian Jones	Signed as FA	July 29	RB	Damien Williams	Placed on Physically Unable to Perform List
March 8	DE	Mario Williams	Signed as FA	July 29	LB	Zach Vigil	Placed on Active/Non-Football Injury List
March 9	DE	Olivier Vernon	Withdrawn Transition Tag	July 29	DE	Dion Jordan	Conditionally reinstated by NFL
March 9	CB	Brent Grimes	Released	July 30	CB	Bobby McCain	Activated from Physically Unable to Perform List



2016 MIAMI DOLPHINS TRANSACTIONS (as of November 14, 2016)

DATE	POS.	PLAYER/COACH	TRANSACTION	DATE	POS.	PLAYER/COACH	TRANSACTION
July 30	CB	Rashaan Melvin	Signed as FA	Sept. 4	S	A.J. Hendy	Signed to practice squad
July 30	TE	Jake Stoneburner	Waived	Sept. 4	T	Ulrick John	Signed to practice squad
July 31	CB	Brandon Harris	Signed as FA	Sept. 4	DE	Cleyon Laing	Signed to practice squad
July 31	CB	Tyler Patmon	Waived	Sept. 4	CB	Lafayette Pitts	Signed to practice squad
July 31	RB	Arian Foster	Activated from Physically Unable to Perform List	Sept. 4	WR	Rashawn Scott	Signed to practice squad
July 31	DE	Dion Jordan	Placed on Active/Non-Football Injury List	Sept. 4	DE	Jordan Williams	Signed to practice squad
Aug. 2	RB	Damien Williams	Activated from Physically Unable to Perform List	Sept. 6	LB	Brandon Watts	Signed to practice squad
Aug. 3	LB	Danny Lansanah	Signed as FA	Sept. 13	LB	James Burgess	Released from practice squad
Aug. 3	WR	Tyler Murphy	Waived/Injured	Sept. 13	LB	Donald Butler	Signed as FA
Aug. 6	WR	Tyler Murphy	Reached an injury settlement	Sept. 13	DT	Earl Mitchell	Placed on Reserve/Injured List
Aug. 8	CB	Al Louis-Jean	Signed as FA	Sept. 14	QB	Brandon Doughty	Waived
Aug. 8	CB	Ifo Ekpre-Olomu	Waived/Injured	Sept. 14	DT	Chris Jones	Signed as FA
Aug. 9	CB	Ifo Ekpre-Olomu	Placed on Reserve/Injured List	Sept. 15	QB	Brandon Doughty	Signed to practice squad
Aug. 10	CB	Chris Culliver	Signed as FA	Sept. 20	DE	Jordan Williams	Released from practice squad
Aug. 10	CB	Chris Culliver	Placed on Physically Unable to Perform List	Sept. 20	DT	Leon Orr	Signed to practice squad
Aug. 10	C/G	Jacques McClendon	Released	Sept. 28	WR	Justin Hunter	Waived
Aug. 10	LB	Danny Lansanah	Released	Sept. 29	G	Jamil Douglas	Signed to Active Roster from Practice Squad
Aug. 15	DE	Cedric Reed	Signed as FA	Sept. 30	G	Jamil Douglas	Waived
Aug. 16	DE	Farrington Huguenin	Waived/Injured	Oct. 3	TE	Dominique Jones	Signed as FA
Aug. 18	CB	Xavien Howard	Activated from Physically Unable to Perform List	Oct. 4	G	Jamil Douglas	Signed to practice squad
Aug. 27	LB	Akil Blount	Waived	Oct. 8	T	Ulrick John	Released off Practice Squad (Arizona)
Aug. 27	C/G	Ruben Carter	Waived	Oct. 10	CB	Bené Benwikere	Acquired from waivers (Car.)
Aug. 27	WR	A.J. Cruz	Waived	Oct. 10	LB	Koa Misi	Placed on Reserve/Injured List
Aug. 27	LS	Ryan DiSalvo	Waived	Oct. 11	CB	Chimdi Chekwa	Signed as FA
Aug. 27	WR	Matt Hazel	Waived	Oct. 11	T	Sam Young	Signed as FA
Aug. 27	TE	Gabe Hughes	Waived	Oct. 11	RB	Isaiah Pead	Released
Aug. 27	K	Marshall Koehn	Waived	Oct. 11	G/T	Billy Turner	Waived
Aug. 27	CB	Al Louis-Jean	Waived	Oct. 11	G	Dallas Thomas	Waived
Aug. 27	G	Vinston Painter	Waived	Oct. 11	G	Jamil Douglas	Released from practice squad
Aug. 27	WR	Brandon Shippen	Waived	Oct. 11	C	Jake Brendel	Signed to practice squad
Aug. 27	CB	Brandon Harris	Released	Oct. 11	T	Terry Poole	Signed to practice squad
Aug. 29	DE	Chris McCain	Traded (N.O.)	Oct. 12	DT	Leon Orr	Signed to Active Roster from Practice Squad
Aug. 30	DE	Dion Jordan	Placed on Reserve/Non-Football Injury List	Oct. 12	RB	Seniorise Perry	Signed to practice squad
Aug. 30	LB	Zach Vigil	Placed on Reserve/Non-Football Injury List	Oct. 19	S	Reshad Jones	Placed on Reserve/Injured List
Sept. 3	LB	James Burgess	Waived	Oct. 19	DE	Nick Williams	Acquired from waivers (K.C.)
Sept. 3	DT	Deandre Coleman	Waived	Oct. 24	RB	Arian Foster	Placed on Reserve/Retired List
Sept. 3	G	Jamil Douglas	Waived	Oct. 25	S	Bacarri Rambo	Signed as FA
Sept. 3	TE	Thomas Duarte	Waived	Oct. 26	DE	Julius Warmsley	Waived
Sept. 3	QB	Zac Dysert	Waived	Oct. 31	DE	Julius Warmsley	Signed to practice squad
Sept. 3	S	Shamiel Gary	Waived	Oct. 31	DE	Cleyon Laing	Released from practice squad
Sept. 3	LB	Tyler Gray	Waived	Nov. 5	TE	Jordan Cameron	Placed on Reserve/Injured List
Sept. 3	S	A.J. Hendy	Waived	Nov. 5	LB	Zach Vigil	Activated from Reserve/Non-Football Injury List
Sept. 3	T	Ulrick John	Waived	Nov. 5	TE	Thomas Duarte	Signed to Active Roster from Practice Squad
Sept. 3	DT	Chris Jones	Waived	Nov. 7	DT	Chris Jones	Waived
Sept. 3	DE	Cleyon Laing	Waived	Nov. 7	CB	Chimdi Chekwa	Waived/Injured
Sept. 3	CB	Rashaan Melvin	Waived	Nov. 7	CB	Chris Culliver	Activated from Reserve/Physically Unable to Perform List
Sept. 3	CB	Lafayette Pitts	Waived	Nov. 7	CB	Lafayette Pitts	Signed to Active Roster from Practice Squad
Sept. 3	DE	Cedric Reed	Waived	Nov. 8	CB	Bené Benwikere	Waived
Sept. 3	WR	Rashawn Scott	Waived	Nov. 8	RB	Storm Johnson	Signed to practice squad
Sept. 3	DE	Jordan Williams	Waived	Nov. 9	CB	Bené Benwikere	Signed to practice squad
Sept. 3	CB	Chimdi Chekwa	Released	Nov. 10	DT	Earl Mitchell	Activated from Injured Reserve
Sept. 3	LB	James-Michael Johnson	Released				
Sept. 3	TE	Dominique Jones	Released				
Sept. 3	RB	Daniel Thomas	Released				
Sept. 3	T	Sam Young	Released				
Sept. 3	CB	Chris Culliver	Placed on Reserve/Physically Unable To Perform List				
Sept. 4	WR	Justin Hunter	Acquired from waivers (Ten.)				
Sept. 4	WR	Griff Whalen	Released				
Sept. 4	LB	James Burgess	Signed to practice squad				
Sept. 4	G	Jamil Douglas	Signed to practice squad				
Sept. 4	TE	Thomas Duarte	Signed to practice squad				



2016 MIAMI DOLPHINS NUMERICAL ROSTER

(as of November 14, 2016 - visit Dolphins.com for most up-to-date roster)

No.	Name	Pos.	Ht.	Wt.	Birthdate	Exp.	College	Hometown	How Acq.	Date Placed
3	Andrew Franks	K	6-1	202	1/11/93	2	RPI '15	Carmel, Calif.	FA, '15	
4	Matt Darr	P	6-1	214	7/2/92	2	Tennessee '15	Bakersfield, Calif.	FA, '15	
8	Matt Moore	QB	6-3	225	8/9/84	9	Oregon State '07	Newhall, Calif.	UFA, '11 (Car.)	
10	Kenny Stills	WR	6-0	195	4/22/92	4	Oklahoma '13	Carlsbad, Calif.	T, 2015 (N.O.)	
11	DeVante Parker	WR	6-3	212	1/20/93	2	Louisville '15	Louisville, Ky.	D1, '15	
14	Jarvis Landry	WR	5-11	206	11/28/92	3	LSU '14	Lutcher, La.	D2, '14	
17	Ryan Tannehill	QB	6-4	216	7/27/88	5	Texas A&M '12	Big Spring, Texas	D1, '12	
19	Jakeem Grant	WR	5-7	172	10/30/92	R	Texas Tech '16	Mesquite, Texas	D6a, '16	
21	Jordan Lucas	CB	6-0	204	8/2/93	R	Penn State '16	New Rochelle, N.Y.	D6b, '16	
23	Jay Ajayi	RB	6-0	229	6/15/93	2	Boise State '15	Plano, Texas	D5b, '15	
24	Isa Abdul-Quddus	S	6-1	196	8/3/89	6	Fordham '11	Union, N.J.	UFA, '16 (Det.)	
25	Xavien Howard	CB	6-1	198	7/4/93	R	Baylor '16	Houston, Texas	D2, '16	
26	Damien Williams	RB	5-11	228	4/3/92	3	Oklahoma '14	San Diego, Calif.	FA, '14	
28	Bobby McCain	CB	5-11	192	8/18/93	2	Memphis '15	Oxford, Ala.	D5a, '15	
29	Chris Culliver	CB	6-0	199	8/17/88	6	South Carolina '11	Philadelphia, Pa.	FA, '16	
30	Bacarri Rambo	S	6-0	211	6/27/90	4	Georgia '13	Donalsonville, Ga	FA, '16	
31	Michael Thomas	S	5-11	193	3/17/90	4	Stanford '12	Houston, Texas	FA, '13	
32	Kenyan Drake	RB	6-1	216	1/26/94	R	Alabama '16	Powder Springs, Ga.	D3a, '16	
35	Walt Aikens	S	6-1	218	6/19/91	3	Liberty '14	Charlotte, N.C.	D4, '14	
36	Tony Lippett	CB	6-3	194	7/2/92	2	Michigan State '15	Detroit, Mich.	D5d, '15	
40	Lafayette Pitts	CB	5-11	196	9/24/92	R	Pittsburgh '16	Duquesne, Pa.	FA, '16	
41	Byron Maxwell	CB	6-1	203	2/23/88	6	Clemson '11	North Charleston, S.C.	T, 2016 (Phi.)	
42	Spencer Paysinger	LB	6-2	249	6/28/88	6	Oregon '11	Los Angeles, Calif.	UFA, '15 (NYG)	
45	Mike Hull	LB	6-0	233	5/25/91	1	Penn State '15	Canonsburg, Pa.	FA, '15	
46	Neville Hewitt	LB	6-2	232	4/6/93	2	Marshall '15	Conyers, Ga.	FA, '15	
47	Kiko Alonso	LB	6-3	239	8/14/90	4	Oregon '13	Los Gatos, Calif.	T, 2016 (Phi.)	
48	MarQueis Gray	TE	6-4	255	11/7/89	4	Minnesota '13	Indianapolis, Ind.	FA, '16	
49	Zach Vigil	LB	6-2	240	3/28/91	2	Utah State '15	Clearfield, Utah	FA, '15	
50	Andre Branch	DE	6-5	263	7/14/89	5	Clemson '12	Richmond, Va.	UFA, '16 (Jac.)	
51	Mike Pouncey	C	6-5	299	7/24/89	6	Florida '11	Lakeland, Fla.	D1, '11	
53	Jelani Jenkins	LB	6-0	240	3/13/92	4	Florida '13	Olney, Md.	D4a, '13	
56	Donald Butler	LB	6-1	242	10/17/88	6	Washington '10	Sacramento, Calif.	FA, '16	
60	Kraig Urbik	C/G	6-5	334	9/23/85	8	Wisconsin '09	Hudson, Wis.	FA, '16	
65	Anthony Steen	C/G	6-3	313	5/9/90	1	Alabama '14	Clarksdale, Miss.	FA, '16	
67	Laremy Tunsil	G/T	6-5	316	8/2/94	R	Mississippi '16	Lake City, Fla.	D1, '16	
70	Ja'Wuan James	T	6-6	307	6/3/92	3	Tennessee '14	Suwannee, Ga.	D1, '14	
74	Jermon Bushrod	G/T	6-5	320	8/19/84	10	Towson '07	Fredericksburg, Va.	FA, '16	
75	Nick Williams	DE	6-4	309	2/21/90	3	Samford '13	Birmingham, Ala.	Wai., '16 (K.C.)	
76	Branden Albert	T	6-5	314	11/4/84	9	Virginia '08	Glen Burnie, Md.	UFA, '14 (K.C.)	
78	Terrence Fede	DE	6-4	267	11/19/91	3	Marist '14	Nyack, N.Y.	D7, '14	
79	Sam Young	T	6-8	315	6/24/87	7	Notre Dame '10	Coral Springs, Fla.	FA, '16	
80	Dion Sims	TE	6-4	271	2/18/91	4	Michigan State '13	Detroit, Mich.	D4b, '13	
83	Thomas Duarte	TE	6-2	241	3/30/95	R	UCLA '16	Fullerton, Calif.	D7b, '16	
85	Dominique Jones	TE	6-3	275	8/15/87	3	Shepherd '11	San Diego, Calif.	FA, '16	
88	Leonte Carroo	WR	6-1	217	1/24/94	R	Rutgers '16	Edison, N.J.	D3b, '16	
90	Earl Mitchell	DT	6-3	310	9/25/87	7	Arizona '10	Houston, Texas	UFA, '14 (Hou.)	
91	Cameron Wake	DE	6-3	263	1/30/82	8	Penn State '05	Hyattsville, Md.	FA, '09	
92	John Denney	LS	6-5	242	12/13/78	12	Brigham Young '05	Thornton, Colo.	FA, '05	
93	Ndamukong Suh	DT	6-4	305	1/6/87	7	Nebraska '10	Portland, Oregon	UFA '15 (Det.)	
94	Mario Williams	DE	6-6	300	1/31/85	11	North Carolina State '06	Richlands, N.C.	FA, '16	
96	Leon Orr	DT	6-5	320	2/11/92	1	Florida '15	New Port Richey, Fla.	FA, '16	
97	Jordan Phillips	DT	6-6	335	10/15/92	2	Oklahoma '15	Towanda, Kan.	D2, '15	
98	Jason Jones	DE	6-5	278	5/23/86	9	Eastern Michigan '08	Southfield, Mich.	FA, '16	
RESERVE/NON-FOOTBALL INJURY										
95	Dion Jordan	DE	6-6	275	3/5/90	3	Oregon '13	Chandler, Ariz.	D1, '13	
RESERVE/INJURED										
20	Reshad Jones	S	6-1	214	2/25/88	7	Georgia '10	Atlanta, Ga.	D5b, '10	10/19/2016
33	Ifo Ekpre-Olomu	CB	5-9	200	7/10/93	1	Oregon '15	Chino Hills, Calif.	Wai., '16 (Cle.)	8/10/2016
55	Koa Misi	LB	6-3	256	1/17/87	7	Utah '10	Santa Rosa, Calif.	D2, '10	10/10/2016
84	Jordan Cameron	TE	6-5	265	8/7/88	6	Southern California '11	Newbury Park, Calif.	UFA, '15 (Cle.)	11/5/2016
PRACTICE SQUAD										
6	Brandon Doughty	QB	6-3	217	10/6/91	R	Western Kentucky '16	Davie, Fla.	D7a, '16	
27	Storm Johnson	RB	6-0	216	7/10/92	2	UCF '14	Loganville, Ga.	FA, '16	
33	Bené Benwikere	CB	6-0	200	9/3/91	3	San Jose State '14	Fontana, Calif.	Wai., '16 (Car.)	
34	Senorise Perry	RB	6-0	211	9/19/91	3	Louisville '14	Summerville, Ga.	FA, '16	
37	A.J. Hendy	S	6-0	209	4/8/93	R	Maryland '16	Bowie, Md.	FA, '16	
58	Brandon Watts	LB	6-2	231	1/21/91	3	Georgia Tech '14	Tennille, Ga.	FA, '16	
64	Jake Brendel	C	6-4	305	9/10/92	R	UCLA '16	Madison, Wis.	FA, '16	
69	Terry Poole	T	6-5	300	2/27/92	1	San Diego State '15	Seaside, Calif.	FA, '16	
73	Julius Warmlesley	DE	6-2	294	5/15/90	1	Tulane '14	Baton Rouge, La.	FA, '16	
87	Rashawn Scott	WR	6-2	204	1/29/92	R	Miami (FL) '16	Melbourne, Fla.	FA, '16	



2016 MIAMI DOLPHINS ALPHABETICAL ROSTER

(as of November 14, 2016 - visit Dolphins.com for most up-to-date roster)

No.	Name	Pos.	Ht.	Wt.	Birthdate	Exp.	College	Hometown	How Acq.	Date Placed
24	Abdul-Quddus, Ilsa	S	6-1	196	8/3/89	6	Fordham '11	Union, N.J.	UFA, '16 (Det.)	
35	Aikens, Walt	S	6-1	218	6/19/91	3	Liberty '14	Charlotte, N.C.	D4, '14	
23	Ajayi, Jay	RB	6-0	229	6/15/93	2	Boise State '15	Plano, Texas	D5b, '15	
76	Albert, Branden	T	6-5	314	11/4/84	9	Virginia '08	Glen Burnie, Md.	UFA, '14 (K.C.)	
47	Alonso, Kiko	LB	6-3	239	8/14/90	4	Oregon '13	Los Gatos, Calif.	T, 2016 (Phi.)	
50	Branch, Andre	DE	6-5	263	7/14/89	5	Clemson '12	Richmond, Va.	UFA, '16 (Jac.)	
74	Bushrod, Jermon	G/T	6-5	320	8/19/84	10	Towson '07	Fredericksburg, Va.	FA, '16	
56	Butler, Donald	LB	6-1	242	10/17/88	6	Washington '10	Sacramento, Calif.	FA, '16	
88	Carroo, Leonte	WR	6-1	217	1/24/94	R	Rutgers '16	Edison, N.J.	D3b, '16	
29	Culliver, Chris	CB	6-0	199	8/17/88	6	South Carolina '11	Philadelphia, Pa.	FA, '16	
4	Darr, Matt	P	6-1	214	7/2/92	2	Tennessee '15	Bakersfield, Calif.	FA, '15	
92	Denney, John	LS	6-5	242	12/13/78	12	Brigham Young '05	Thornton, Colo.	FA, '05	
32	Drake, Kenyan	RB	6-1	216	1/26/94	R	Alabama '16	Powder Springs, Ga.	D3a, '16	
83	Duarte, Thomas	TE	6-2	241	3/30/95	R	UCLA '16	Fullerton, Calif.	D7b, '16	
78	Fede, Terrence	DE	6-4	267	11/19/91	3	Marist '14	Nyack, N.Y.	D7, '14	
3	Franks, Andrew	K	6-1	202	1/11/93	2	RPI '15	Carmel, Calif.	FA, '15	
19	Grant, Jakeem	WR	5-7	172	10/30/92	R	Texas Tech '16	Mesquite, Texas	D6a, '16	
48	Gray, MarQueis	TE	6-4	255	11/7/89	4	Minnesota '13	Indianapolis, Ind.	FA, '16	
46	Hewitt, Neville	LB	6-2	232	4/6/93	2	Marshall '15	Conyers, Ga.	FA, '15	
25	Howard, Xavien	CB	6-1	198	7/4/93	R	Baylor '16	Houston, Texas	D2, '16	
45	Hull, Mike	LB	6-0	233	5/25/91	1	Penn State '15	Cononsburg, Pa.	FA, '15	
70	James, Ja'Wuan	T	6-6	307	6/3/92	3	Tennessee '14	Suwannee, Ga.	D1, '14	
53	Jenkins, Jelani	LB	6-0	240	3/13/92	4	Florida '13	Olney, Md.	D4a, '13	
85	Jones, Dominique	TE	6-3	275	8/15/87	3	Shepherd '11	San Diego, Calif.	FA, '16	
98	Jones, Jason	DE	6-5	278	5/23/86	9	Eastern Michigan '08	Southfield, Mich.	FA, '16	
14	Landry, Jarvis	WR	5-11	206	11/28/92	3	LSU '14	Lutcher, La.	D2, '14	
36	Lippett, Tony	CB	6-3	194	7/2/92	2	Michigan State '15	Detroit, Mich.	D5d, '15	
21	Lucas, Jordan	CB	6-0	204	8/2/93	R	Penn State '16	New Rochelle, N.Y.	D6b, '16	
41	Maxwell, Byron	CB	6-1	203	2/23/88	6	Clemson '11	North Charleston, S.C.	T, 2016 (Phi.)	
28	McCain, Bobby	CB	5-11	192	8/18/93	2	Memphis '15	Oxford, Ala.	D5a, '15	
90	Mitchell, Earl	DT	6-3	310	9/25/87	7	Arizona '10	Houston, Texas	UFA, '14 (Hou.)	
8	Moore, Matt	QB	6-3	225	8/9/84	9	Oregon State '07	Newhall, Calif.	UFA, '11 (Car.)	
96	Orr, Leon	DT	6-5	320	2/11/92	1	Florida '15	New Port Richey, Fla.	FA, '16	
11	Parker, DeVante	WR	6-3	212	1/20/93	2	Louisville '15	Louisville, Ky.	D1, '15	
42	Paysinger, Spencer	LB	6-2	249	6/28/88	6	Oregon '11	Los Angeles, Calif.	UFA, '15 (NYG)	
97	Phillips, Jordan	DT	6-6	335	10/15/92	2	Oklahoma '15	Towanda, Kan.	D2, '15	
40	Pitts, Lafayette	CB	5-11	196	9/24/92	R	Pittsburgh '16	Duquesne, Pa.	FA, '16	
51	Pouncey, Mike	C	6-5	299	7/24/89	6	Florida '11	Lakeland, Fla.	D1, '11	
30	Rambo, Bacarri	S	6-0	211	6/27/90	4	Georgia '13	Donalsonville, Ga.	FA, '16	
80	Sims, Dion	TE	6-4	271	2/18/91	4	Michigan State '13	Detroit, Mich.	D4b, '13	
65	Steen, Anthony	C/G	6-3	313	5/9/90	1	Alabama '14	Clarksdale, Miss.	FA, '16	
10	Stills, Kenny	WR	6-0	195	4/22/92	4	Oklahoma '13	Carlsbad, Calif.	T, 2015 (N.O.)	
93	Suh, Ndamukong	DT	6-4	305	1/6/87	7	Nebraska '10	Portland, Oregon	UFA '15 (Det.)	
17	Tannehill, Ryan	QB	6-4	216	7/27/88	5	Texas A&M '12	Big Spring, Texas	D1, '12	
31	Thomas, Michael	S	5-11	193	3/17/90	4	Stanford '12	Houston, Texas	FA, '13	
67	Tunsil, Laremy	G/T	6-5	316	8/2/94	R	Mississippi '16	Lake City, Fla.	D1, '16	
60	Urbik, Kraig	C/G	6-5	334	9/23/85	8	Wisconsin '09	Hudson, Wis.	FA, '16	
49	Vigil, Zach	LB	6-2	240	3/28/91	2	Utah State '15	Clearfield, Utah	FA, '15	
91	Wake, Cameron	DE	6-3	263	1/30/82	8	Penn State '05	Hyattsville, Md.	FA, '09	
26	Williams, Damien	RB	5-11	228	4/3/92	3	Oklahoma '14	San Diego, Calif.	FA, '14	
94	Williams, Mario	DE	6-6	300	1/31/85	11	North Carolina State '06	Richlands, N.C.	FA, '16	
75	Williams, Nick	DE	6-4	309	2/21/90	3	Samford '13	Birmingham, Ala.	Wai., '16 (K.C.)	
79	Young, Sam	T	6-8	315	6/24/87	7	Notre Dame '10	Coral Springs, Fla.	FA, '16	
RESERVE/NON-FOOTBALL INJURY										
95	Jordan, Dion	DE	6-6	275	3/5/90	3	Oregon '13	Chandler, Ariz.	D1, '13	
RESERVE/INJURED										
84	Cameron, Jordan	TE	6-5	265	8/7/88	6	Southern California '11	Newbury Park, Calif.	UFA, '15 (Cle.)	11/5/2016
20	Jones, Reshad	S	6-1	214	2/25/88	7	Georgia '10	Atlanta, Ga.	D5b, '10	10/19/2016
33	Ekpre-Okolom, Ifo	CB	5-9	200	7/10/93	1	Oregon '15	Chino Hills, Calif.	Wai., '16 (Cle.)	8/10/2016
55	Misi, Koa	LB	6-3	256	1/17/87	7	Utah '10	Santa Rosa, Calif.	D2, '10	10/10/2016
PRACTICE SQUAD										
33	Benwikere, Bené	CB	6-0	200	9/3/91	3	San Jose State '14	Fontana, Calif.	Wai., '16 (Car.)	
64	Brendel, Jake	C	6-4	305	9/10/92	R	UCLA '16	Madison, Wis.	FA, '16	
6	Doughty, Brandon	QB	6-3	217	10/6/91	R	Western Kentucky '16	Davie, Fla.	D7a, '16	
37	Hendy, A.J.	S	6-0	209	4/8/93	R	Maryland '16	Bowie, Md.	FA, '16	
27	Johnson, Storm	RB	6-0	216	7/10/92	2	UCF '14	Loganville, Ga.	FA, '16	
34	Perry, Seniorise	RB	6-0	211	9/19/91	3	Louisville '14	Summerville, Ga.	FA, '16	
69	Poole, Terry	T	6-5	300	2/27/92	1	San Diego State '15	Seaside, Calif.	FA, '16	
87	Scott, Rashawn	WR	6-2	204	1/29/92	R	Miami (FL) '16	Melbourne, Fla.	FA, '16	
73	Warmesley, Julius	DE	6-2	294	5/15/90	1	Tulane '14	Baton Rouge, La.	FA, '16	
58	Watts, Brandon	LB	6-2	231	1/21/91	3	Georgia Tech '14	Tennille, Ga.	FA, '16	



2016 MIAMI DOLPHINS POSITIONAL ROSTER / PRONUNCIATIONS (as of Nov. 14, 2016)

OFFENSE (22)

QUARTERBACKS (2)							
NO	NAME	POS	HT	WT	DOB	EXP	COLLEGE
8	Moore, Matt	QB	6-3	225	8/9/84	9	Oregon State '07
17	Tannehill, Ryan	QB	6-4	216	7/27/88	5	Texas A&M '12

RUNNING BACKS (3)							
NO	NAME	POS	HT	WT	DOB	EXP	COLLEGE
23	Ajayi, Jay	RB	6-0	229	6/15/93	2	Boise State '15
26	Williams, Damien	RB	5-11	228	4/3/92	3	Oklahoma '14
32	Drake, Kenyan	RB	6-1	216	1/26/94	R	Alabama '16

WIDE RECEIVERS (5)							
NO	NAME	POS	HT	WT	DOB	EXP	COLLEGE
10	Stills, Kenny	WR	6-0	195	4/22/92	4	Oklahoma '13
11	Parker, DeVante	WR	6-3	212	1/20/93	2	Louisville '15
14	Landry, Jarvis	WR	5-11	206	11/28/92	3	LSU '14
19	Grant, Jakeem	WR	5-7	172	10/30/92	R	Texas Tech '16
88	Carroo, Leonte	WR	6-1	217	1/24/94	R	Rutgers '16

TIGHT ENDS (4)							
NO	NAME	POS	HT	WT	DOB	EXP	COLLEGE
48	Gray, MarQueis	TE	6-4	255	11/7/89	4	Minnesota '13
80	Sims, Dion	TE	6-4	271	2/18/91	4	Michigan State '13
83	Duarte, Thomas	TE	6-2	241	3/30/95	R	UCLA '16
85	Jones, Dominique	TE	6-3	275	8/15/87	3	Shepherd '11

OFFENSIVE LINEMEN (8)							
NO	NAME	POS	HT	WT	DOB	EXP	COLLEGE
51	Pouncey, Mike	C	6-5	299	7/24/89	6	Florida '11
60	Urbik, Kraig	C/G	6-5	334	9/23/85	8	Wisconsin, '09
65	Steen, Anthony	C/G	6-3	313	5/9/90	1	Alabama '14
67	Tunsil, Laremy	G/T	6-5	316	8/2/94	R	Mississippi '16
70	James, Ja'Wuan	T	6-6	307	6/3/92	3	Tennessee '14
74	Bushrod, Jermon	G/T	6-5	320	8/19/84	10	Towson '07
76	Albert, Brandon	T	6-5	314	11/4/84	9	Virginia '10
79	Young, Sam	T	6-8	315	6/24/87	7	Notre Dame '10

PRACTICE SQUAD (10)

NO	NAME	POS	HT	WT	DOB	EXP	COLLEGE
33	Benwikere, Bené	CB	6-0	200	9/3/91	3	San Jose State '14
64	Brendal, Jake	C	6-4	305	9/10/92	R	UCLA '16
6	Doughty, Brandon	QB	6-3	217	10/6/91	R	Western Kentucky '16
37	Hendy, A.J.	S	6-0	209	4/8/93	R	Maryland '16
27	Johnson, Storm	RB	6-0	216	7/10/92	2	UCF '14
34	Perry, Seniorise	RB	6-0	211	9/19/91	3	Louisville '14
69	Poole, Terry	T	6-5	300	2/27/92	1	San Diego State '15
87	Scott, Rashawn	WR	6-2	204	1/29/92	R	Miami (FL) '16
73	Warsley, Julius	DE	6-2	294	5/15/90	1	Tulane '14
58	Watts, Brandon	LB	6-2	231	1/21/91	3	Georgia Tech '14

RESERVE/INJURED (4)

NO	NAME	POS	HT	WT	DOB	EXP	COLLEGE
20	Jones, Reshad	S	6-1	214	2/25/88	7	Georgia '10
33	Ekpre-Olomu, Ifo	CB	5-9	200	7/10/93	1	Oregon '15
55	Misi, Koa	LB	6-3	256	1/17/87	7	Utah '10
84	Cameron, Jordan	TE	6-5	265	8/7/88	6	Southern California '11

DEFENSE (28)

DEFENSIVE LINEMEN (10)							
NO	NAME	POS	HT	WT	DOB	EXP	COLLEGE
50	Branch, Andre	DE	6-5	263	7/14/89	5	Clemson '12
75	Williams, Nick	DE	6-4	309	2/21/90	3	Samford '13
78	Fede, Terrence	DE	6-4	267	11/19/91	3	Marist '14
90	Mitchell, Earl	DT	6-3	310	9/25/87	7	Arizona '10
91	Wake, Cameron	DE	6-3	263	1/30/82	8	Penn State '05
93	Suh, Ndamukong	DT	6-4	305	1/6/87	7	Nebraska '10
94	Williams, Mario	DE	6-6	300	1/31/85	11	North Carolina State '06
96	Orr, Leon	DT	6-5	320	2/11/92	1	Florida '15
97	Phillips, Jordan	DT	6-6	335	10/15/92	2	Oklahoma '15
98	Jones, Jason	DE	6-5	278	5/23/86	9	Eastern Michigan '08

LINEBACKERS (7)							
NO	NAME	POS	HT	WT	DOB	EXP	COLLEGE
42	Paysinger, Spencer	LB	6-2	249	6/28/88	6	Oregon '11
45	Hull, Mike	LB	6-0	233	5/25/91	1	Penn State '15
46	Hewitt, Neville	LB	6-2	232	4/6/93	2	Marshall '15
47	Alonso, Kiko	LB	6-3	239	8/14/90	4	Oregon '13
49	Vigil, Zach	LB	6-2	240	3/28/91	2	Utah State '15
53	Jenkins, Jelani	LB	6-0	240	3/13/92	4	Florida '13
56	Butler, Donald	LB	6-1	242	10/17/88	6	Washington '10

DEFENSIVE BACKS (11)							
NO	NAME	POS	HT	WT	DOB	EXP	COLLEGE
21	Lucas, Jordan	CB	6-0	204	8/2/93	R	Penn State '16
24	Abdul-Quddus, Isa	S	6-1	196	8/3/89	6	Fordham '11
25	Howard, Xavien	CB	6-1	198	7/4/93	R	Baylor '16
28	McCain, Bobby	CB	5-11	192	8/18/93	2	Memphis '11
29	Culliver, Chris	CB	6-0	199	8/17/88	6	South Carolina '11
30	Rambo, Bacarri	S	6-0	211	6/27/90	4	Georgia '13
31	Thomas, Michael	S	5-11	193	3/17/90	4	Stanford '12
35	Aikens, Walt	S	6-1	218	6/19/91	3	Liberty '14
36	Lippett, Tony	CB	6-3	194	7/2/92	2	Michigan State '15
40	Pitts, Lafayette	CB	5-11	196	9/24/92	R	Pittsburgh '16

SPECIALISTS (3)

NO	NAME	POS	HT	WT	DOB	EXP	COLLEGE
3	Franks, Andrew	K	6-1	202	1/11/93	2	RPI '15
4	Darr, Matt	P	6-1	214	7/2/92	2	Tennessee '15
92	Denney, John	LS	6-5	242	12/13/78	12	Brigham Young '05

RESERVE/NON-FOOTBALL INJURY (1)

NO	NAME	POS	HT	WT	DOB	EXP	COLLEGE
95	Jordan, Dion	DE	6-6	275	3/5/90	3	Oregon '13

PRONUNCIATION GUIDE

PLAYER	PHONETICALLY	PLAYER	PHONETICALLY	COACH/STAFF	PHONETICALLY
S Isa Abdul-Quddus	EE-suh abdul-kuh-DOOS	T Ja'Wuan James	JUH-Wan	Lou Anarumo	aann-UH-room-OH
RB Jay Ajayi	uh-JYE-ee	LB Jelani Jenkins	JUH-la-NEE	Joe Cimino	Chu-MEAN-oh
G/T Jermon Bushrod	JURR-mahn	LB Koa Misi	CO-uh, ME-see	Chris Foerster	FURR-stir
WR Leonte Carroo	LEON-tay Cuh-ROO	C Mike Pouncey	POUNCE-e	Naohisa Inoue	Now-HE-Sa, IN-ew-way
QB Brandon Doughty	DOW-tee	S Bacarri Rambo	Buh-CARR-ee	Daronte Jones	DUH-rawn-tay
TE Thomas Duarte	DOO-ort-ee	DT Ndamukong Suh	En-dom-ah-ken Soo	Chris Kuper	KOO-pehr
CB Ifo Ekpre-Olomu	EE-foh Ek-PRAY-uh-loh-moo	QB Ryan Tannehill	TAN-uh-hill	Marwan Maalouf	mah-LOOF
DE Terrence Fede	Fuh-DAY	G/T Laremy Tunsil	LAIR-uh-mee TUHN-suhl	Dave Puloka	Puh-LOU-kuh
TE MarQueis Gray	Mar-QUEES	C/G Kraig Urbik	ERR-bick		
CB Xavien Howard	EX-ay-vee-n				



2016 MIAMI DOLPHINS - HOW THEY WERE ACQUIRED (as of Nov. 14, 2016)

	DRAFT (20)	TRADES (3)	WAIVERS (1)	FREE AGENTS (29)
2005				LS John Denney
2009				DE Cameron Wake
2011	C Mike Pouncey (1)			QB Matt Moore (Car.)
2012	QB Ryan Tannehill (1)			
2013	LB Jelani Jenkins (4a) TE Dion Sims (4b)			S Michael Thomas
2014	T Ja'Wuan James (1) WR Jarvis Landry (2) S Walt Aikens (4) DE Terrence Fede (7)			T Branden Albert (KC) DT Earl Mitchell (Hou.) RB Damien Williams
2015	WR DeVante Parker (1) DT Jordan Phillips (2) CB Bobby McCain (5a) RB Jay Ajayi (5b) CB Tony Lippett (5d)	WR Kenny Stills (N.O.)		P Matt Darr K Andrew Franks LB Neville Hewitt LB Mike Hull LB Spencer Paysinger (NYG) DT Ndamukong Suh (Det.) LB Zach Vigil
2016	G/T Laremy Tunsil (1) CB Xavien Howard (2) RB Kenyan Drake (3a) WR Leonte Carroo (3b) WR Jakeem Grant (6a) CB Jordan Lucas (6b) TE Thomas Duarte (7b)	LB Kiko Alonso (Phi.) CB Byron Maxwell (Phi.)	DE Nick Williams (KC)	S Isa Abdul-Quddus (Det.) DE Andre Branch (Jax.) G/T Jermon Bushrod LB Donald Butler CB Chris Culliver TE MarQueis Gray TE Dominique Jones DE Jason Jones DT Leon Orr S Bacarri Rambo CB Lafayette Pitts C/G Anthony Steen C/G Kraig Urbik DE Mario Williams T Sam Young



2016 GAME RECAPS

WEEK 1

SEPT. 11, 2016 | SEATTLE, WASH.
CENTURYLINK FIELD
ATTENDANCE: 69,012 | TV: CBS

SCORING SUMMARY

	1	2	3	4	F
Miami	0	3	0	7	10
Seattle	3	3	0	6	12

MIAMI 10

SEATTLE 12

The Dolphins put up a tremendous effort at what is considered perhaps the toughest venue in the NFL, but ultimately left Seattle with a disappointing loss.

Seattle converted a make-or-break fourth-down situation and later scored the game-winning touchdown with 31 seconds left to hand the Dolphins a 12-10 loss at CenturyLink Field in Adam Gase's head-coaching debut.

Ryan Tannehill scored on a 2-yard quarterback draw with 4:08 left in the fourth quarter to give the Dolphins a 10-6 lead and Miami then had a chance to all but wrap up the victory when Seattle faced a fourth-and-4 from its 47-yard line.

The Seahawks converted on a 22-yard completion from Russell Wilson to Doug Baldwin, and those two combined again on the game-winning touchdown, a 2-yard pass on second-and-goal.

Earlier in the drive, Seattle converted a fourth-and-1 with a 7-yard run by Christine Michael.

Under new defensive coordinator Vance Joseph, the Dolphins kept Wilson and the Seattle offense in check most of the game, allowing only a pair of Steven Hauschka field goals before the last-minute touchdown.

The Dolphins defense came up with two takeaways — an interception by new safety Isa Abdul-Quddus and a fumble recovery by new linebacker Kiko Alonso. The Dolphins also stopped Seattle on fourth down when Abdul-Quddus broke up a pass in the flat intended for Baldwin.

Ultimately, it was missed opportunities that ended up costing the Dolphins.

After Arian Foster was stopped for no gain on fourth-and-1 from the Seattle 17 in the first quarter, Tannehill threw a perfect deep pass to Kenny Stills on the Dolphins' next offensive snap after Stills got way behind the Seattle secondary. But Stills dropped the pass, turning an easy touchdown into an incompletion.

Trailing 6-3 in the fourth quarter, the Dolphins had a first-and-goal from the Seattle 5-yard line six plays after Alonso's fumble recovery, but couldn't get into the end zone and Andrew Franks then had his 27-yard attempt blocked.

Tannehill's touchdown capped a seven-play, 86-yard drive that featured completions of 16 yards to Stills, 28 yards to Jarvis Landry and 29 yards to Damien Williams.

SCORING DRIVES

TEAM	QTR	TIME	PLAY (EXTRA POINT) (DRIVE INFO)	MIA	SEA
Seahawks	1	5:11	S.Hauschka 39 yd. Field Goal (12-46, 6:08)	0	3
Dolphins	2	8:45	A.Franks 41 yd. Field Goal (6-19, 2:06)	3	3
Seahawks	2	0:00	S.Hauschka 38 yd. Field Goal (10-72, 1:52)	3	6
Dolphins	4	4:08	R.Tannehill 2 yd. run (A.Franks kick) (7-86, 3:01)	10	6
Seahawks	4	0:31	D.Baldwin 2 yd. pass from R.Wilson (kick blocked) (14-75, 3:37)	10	12

GAME STATISTICS

RUSHING (Att-Yds-TD):

Miami: A. Foster 13-38, R. Tannehill 5-17-1, D. Williams 2-9.
Seattle: C. Michael 15-66, T. Rawls 12-32, R. Wilson 4-16, C. Prorise 1-(-2).

PASSING (A-C-Y-TD-I):

Miami: R. Tannehill 29-16-186-0-0.
Seattle: R. Wilson 43-27-258-1-1.

RECEIVING (Rec-Yds-TD):

Miami: J. Landry 7-59, A. Foster 3-62, L. Carroo 2-14, J. Cameron 2-6, D. Williams 1-29, K. Stills 1-16.
Seattle: D. Baldwin 9-92-1, J. Kearse 5-57, T. Rawls 3-26, T. Lockett 3-17, L. Willson 2-26, C. Michael 2-5, C. Prorise 1-13, P. Richardson 1-11, J. Graham 1-11.

SACKS (Sk-Yds):

Miami: N. Suh 1-13, M. Williams 1-5, J. Phillips 0.5-0, J. Jones 0.5-0.
Seattle: M. Bennett 1-9, C. Marsh 1-9, F. Clark 1-8, K. Wright 1-2.

INTERCEPTIONS (Int-Yds):

Miami: I. Abdul-Quddus 1-9.
Seattle: None.

FORCED FUMBLES:

Miami: None
Seattle: C. Marsh 1, A. Rubin 1.

FUMBLE RECOVERIES (No-Yds):

Miami: K. Alonso 1-2.
Seattle: None.

TEAM STATS

	MIA	SEA
First Downs	11	21
Rushing	3	4
Passing	7	16
Penalty	1	1
3rd-Down Efficiency	3 for 14	5 for 16
4th-Down Efficiency	0 for 1	2 for 3
Total Net Yards	214	352
Total Net Plays	54	78
Average Gain	4.0	4.5
Net Yards Rushing	64	112
Rushes	20	32
Yards per Rush	3.2	3.5
Net Yards Passing	150	240
Completed - Attempted	16-29	27-43
Yards per Pass Play	4.4	5.2
Sacked - Yards Lost	5-36	3-18
Had Intercepted	0	1
Punts - Average	7-327-46.7	6-253-42.2
Return Yardage	125	40
Punts - Return Yards	4-32	3-40
Kickoffs - Return Yards	3-84	0-0
Interceptions - Return Yards	1-9	0-0
Penalties - Yards	4-40	8-69
Fumbles - Lost	2-0	1-1
Red-Zone Efficiency	1 for 3	1 for 2
Goal-to-Go Efficiency	1 for 2	1 for 1
Time of Possession	25:28	34:32



2016 GAME RECAPS

WEEK 2

SEPT. 18, 2016 | FOXBOROUGH, MASS.
GILLETTE STADIUM
ATTENDANCE: 66,829 | TV: CBS

SCORING SUMMARY

	1	2	3	4	F
Miami	0	3	7	14	24
New England	14	10	7	0	31

MIAMI 24

NEW ENGLAND 31

The Dolphins almost pulled off a remarkable comeback, but came up just short at Gillette Stadium.

The New England Patriots scored touchdowns on their first three possessions before quarterback Jimmy Garoppolo left the game with an injury, built a 24-0 lead and held on for a 31-24 victory.

Tannehill threw two touchdown passes, to wide receiver Kenny Stills and tight end Jordan Cameron, and rookie Kenyan Drake scored his first NFL touchdown on a 7-yard run as the Dolphins outscored New England 21-7 in the second half. The Dolphins also got a 27-yard field goal from Andrew Franks on the last play of the first half.

New England almost put the game away by getting four first downs and setting up for a 39-yard field goal attempt, but Stephen Gostkowski was wide right.

The Dolphins had one final chance after getting the ball at their own 29-yard line with 1:04 left but no timeouts.

The Dolphins got the ball to the New England 29 thanks to a 20-yard completion from Tannehill to DeVante Parker and a 17-yard scramble by Tannehill, but the comeback attempt ended when Duron Harmon recorded an interception in the end zone on fourth-and-5 on a pass intended for Parker.

Before leaving the game with a shoulder injury in the second quarter, Garoppolo threw three touchdown passes, two to wide receiver Danny Amendola and one to tight end Martellus Bennett.

The Dolphins committed two turnovers in the first half — one interception and a fumble by wide receiver Jarvis Landry — and also had a drive end when center Anthony Steen snapped the ball before Tannehill was ready on a third-and-6.

Running back Jay Ajayi, back in the lineup after being inactive in the opener, lost a fumble on the Dolphins' first drive of the second half and New England followed with a 68-yard touchdown drive to make it 31-3.

But the Dolphins began their comeback attempt after that, scoring their touchdowns on drives of 75, 88 and 75 yards.

SCORING DRIVES

TEAM	QTR	TIME	PLAY (EXTRA POINT) (DRIVE INFO)	MIA	NE
Patriots	1	10:53	D.Amendola 12 yd. pass from J.Garoppolo (S.Gostkowski kick) (8-75, 4:07)	0	7
Patriots	1	6:22	M.Bennett 20 yd. pass from J.Garoppolo (S.Gostkowski kick) (7-75, 3:10)	0	14
Patriots	2	13:10	D.Amendola 10 yd. pass from J.Garoppolo (S.Gostkowski kick) (12-76, 6:21)	0	21
Patriots	2	2:48	S.Gostkowski 34 yd. Field Goal (9-36, 3:01)	0	24
Dolphins	2	0:00	A.Franks 27 yd. Field Goal (9-77, 0:58)	3	24
Patriots	3	8:44	L.Blount 9 yd. run (S.Gostkowski kick) (5-68, 2:51)	3	31
Dolphins	3	5:45	K.Stills 24 yd. pass from R.Tannehill (A.Franks kick) (7-75, 2:59)	10	31
Dolphins	4	14:51	J.Cameron 12 yd. pass from R.Tannehill (A.Franks kick) (5-88, 2:13)	17	31
Dolphins	4	6:06	K.Drake 7 yd. run (A.Franks kick) (9-74, 4:43)	24	31

GAME STATISTICS

RUSHING (Att-Yds-TD):

Miami: R. Tannehill 6-35, J. Ajayi 5-14, K. Drake 2-12, A. Foster 3-9.
New England: L. Blount 29-123-1, J. White 4-19, J. Brissett 4-12, D. Foster 1-7.

PASSING (A-C-Y-TD-I):

Miami: R. Tannehill 45-32-387-2-2.
New England: J. Garoppolo 26-18-232-3-0, J. Brissett 9-6-92-0-0.

RECEIVING (Rec-Yds-TD):

Miami: J. Landry 10-135, D. Parker 8-106, J. Cameron 5-49-1, J. Ajayi 4-31, K. Stills 2-39-1, K. Drake 2-6, D. Sims 1-21.
New England: J. Edelman 7-76, M. Bennett 5-114-1, C. Hogan, 4-59, D. Amendola 4-48-2, J. White 2-10, M. Mitchell 1-15, D. Foster 1-2.

SACKS (Sk-Yds):

Miami: M. Thomas 1-14, J. Jones 1-8.
New England: None.

INTERCEPTIONS (Int-Yds):

Miami: None.
New England: J. Collins 1-13, D. Harmon 1-0.

FORCED FUMBLES:

Miami: B. Maxwell 1, B. McCain 1, M. Thomas 1.
New England: J. Freeny 1, L. Ryan 1.

FUMBLE RECOVERIES (No-Yds):

Miami: K. Alonso 1-0.
New England: T. Flowers 1-0, C. Long 1-0.

TEAM STATS	MIA	NE
First Downs	23	29
Rushing	2	11
Passing	19	15
Penalty	2	3
3rd-Down Efficiency	5 for 10	7 for 14
4th-Down Efficiency	0 for 1	0 for 0
Total Net Yards	457	463
Total Net Plays	61	75
Average Gain	7.5	6.2
Net Yards Rushing	70	161
Rushes	16	38
Yards per Rush	4.4	4.2
Net Yards Passing	387	302
Completed - Attempted	32-45	24-35
Yards per Pass Play	8.6	8.2
Sacked - Yards Lost	0-0	2-22
Had Intercepted	2	0
Punts - Average	4-199-49.8	4-128-32.0
Return Yardage	15	64
Punts - Return Yards	0-0	3-33
Kickoffs - Return Yards	1-15	1-18
Interceptions - Return Yards	0-0	2-13
Penalties - Yards	5-49	7-65
Fumbles - Lost	3-2	3-1
Red-Zone Efficiency	2 for 3	3 for 4
Goal-to-Go Efficiency	0 for 1	1 for 1
Time of Possession	23:14	36:46



2016 GAME RECAPS

WEEK 3

SEPT. 25, 2016 | MIAMI GARDENS, FLA.
HARD ROCK STADIUM
ATTENDANCE: 65,176 | TV: CBS

SCORING SUMMARY

CLEVELAND 24

MIAMI 30 (OT)

	1	2	3	4	OT	F
Cleveland	0	13	0	11	0	24
Miami	7	3	7	7	6	30

In a game that featured more than its share of swings and ups and downs, the Dolphins found a way to beat the Cleveland Browns in their home opener.

Jay Ajayi scored on an 11-yard touchdown run with 8:26 left in overtime to give the Dolphins a 30-24 victory in the first regular season game at the newly named Hard Rock Stadium.

Ajayi's touchdown came right after Ryan Tannehill hit Jarvis Landry with a 32-yard pass down the left sideline.

The Browns won the overtime coin toss and made the unusual decision to kick off, giving the Dolphins the chance to win with a touchdown. Instead, the Dolphins went three-and-out.

But after a sack by Ndamukong Suh and a holding penalty, Cleveland had to punt the ball back after getting one first down and Landry's 13-yard punt return set up the Dolphins to start their game-winning drive at the Cleveland 44.

Cleveland had a chance to win the game on the final play of the game, but Cody Parkey was wide left on a 46-yard attempt — his third miss of the game.

That opportunity was set up by a fumble recovery by Browns linebacker Corey Lemonier, who also sacked Tannehill and forced a fumble on that play. It was a fourth consecutive unsuccessful drive for the offense, which looked to have found its groove in the second half when Tannehill threw touchdown passes to Jarvis Landry and Damien Williams on back-to-back possessions to turn a 13-10 deficit into a 24-13 lead.

But Cleveland answered with a touchdown run by Terrelle Pryor, a two-point conversion pass from Cody Kessler to Gary Barnidge and a field goal.

Tannehill ended with three touchdown passes; he connected with DeVante Parker in the first half.

SCORING DRIVES

TEAM	QTR	TIME	PLAY (EXTRA POINT) (DRIVE INFO)	CLE	MIA
Dolphins	1	10:16	D.Parker 26 yd. pass from R.Tannehill (A.Franks kick) (5-61, 2:37)	0	7
Browns	2	13:32	C.Parkey 46 yd. Field Goal (10-58, 5:03)	3	7
Browns	2	6:47	B.Boddy-Calhoun 27 yd. interception return (C.Parkey kick)	10	7
Dolphins	2	1:57	A.Franks 37 yd. Field Goal (10-56, 4:50)	10	10
Browns	2	0:42	C.Parkey 48 yd. Field Goal (8-45, 1:15)	13	10
Dolphins	3	5:17	J.Landry 42 yd. pass from R.Tannehill (A.Franks kick) (4-68, 2:10)	13	17
Dolphins	4	14:17	D.Williams 10 yd. pass from R.Tannehill (A.Franks kick) (6-64, 3:16)	13	24
Browns	4	10:12	T.Pryor 3 yd. run (C.Kessler-G.Barnidge pass) (9-83, 4:05)	21	24
Browns	4	3:14	C.Parkey 38 yd. Field Goal (8-74, 3:03)	24	24
Dolphins	OT	8:26	J.Ajayi 11 yd. run (3-44, 1:13) (3-44, 1:13)	24	30

GAME STATISTICS

RUSHING (Att-Yds-TD):

Cleveland: I. Crowell 15-79, D. Johnson 10-69, T. Pryor 4-21-1, A. Hawkins 1-1, C. Kessler 2-(-1).
Miami: K. Drake 9-37, J. Ajayi 7-28-1, I. Pead 5-17, J. Landry 2-16, D. Williams 1-15, R. Tannehill 1-2.

PASSING (A-C-Y-TD-I):

Cleveland: C. Kessler 33-21-244-0-0, T. Pryor 5-3-35-0-0.
Miami: R. Tannehill 39-25-319-3-2.

RECEIVING (Rec-Yds-TD):

Cleveland: T. Pryor 8-144, G. Barnidge 5-66, D. Johnson 5-12, R. Louis 3-40, A. Hawkins 2-14, M. Johnson 1-3.
Miami: J. Landry 7-120-1, K. Stills 5-76, D. Sims 4-46, D. Parker 3-51-1, D. Williams 3-10-1, K. Drake 2-11, J. Cameron 1-5.

SACKS (Sk-Yds):

Cleveland: C. Lemonier 1-8.
Miami: N. Suh 1.5-7.5, C. Wake 1-7, A. Branch 1-3, R. Jones 0.5-0.5.

INTERCEPTIONS (Int-Yds):

Cleveland: B. Boddy-Calhoun 1-27-1, J. Taylor 1-(-3).
Miami: None.

FORCED FUMBLES:

Cleveland: C. Lemonier 1.
Miami: X. Howard 1, C. Wake 1.

FUMBLE RECOVERIES (No-Yds):

Cleveland: C. Lemonier 1.
Miami: J. Jones 1.

TEAM STATS

	CLE	MIA
First Downs	21	23
Rushing	8	6
Passing	10	15
Penalty	3	2
3rd-Down Efficiency	4 for 10	2 for 10
4th-Down Efficiency	0 for 0	0 for 0
Total Net Yards	430	426
Total Net Plays	74	65
Average Gain	5.8	6.6
Net Yards Rushing	169	115
Rushes	32	25
Yards per Rush	5.3	4.6
Net Yards Passing	261	311
Completed - Attempted	24-38	25-39
Yards per Pass Play	6.2	7.8
Sacked - Yards Lost	4-18	1-8
Had Intercepted	0	2
Punts - Average	5-223-44.6	6-293-48.8
Return Yardage	75	40
Punts - Return Yards	1-0	1-13
Kickoffs - Return Yards	3-51	1-27
Interceptions - Return Yards	2-24	0-0
Penalties - Yards	13-91	8-67
Fumbles - Lost	3-1	1-1
Time of Possession	37:22	29:12
Goal-to-Go Efficiency	1 for 2	1 for 1
Time of Possession	25:28	34:32



2016 GAME RECAPS

WEEK 4

SEPT. 29, 2016 | CINCINNATI, OHIO
PAUL BROWN STADIUM
ATTENDANCE: 60,834 | TV: NFL NETWORK

SCORING SUMMARY

MIAMI 7

CINCINNATI 22

	1	2	3	4	F
Miami	7	0	0	0	7
Cincinnati	10	6	3	3	22

The Dolphins faced a tough challenge having to travel to Cincinnati on a short week, and it was made tougher by a rash of injuries that hit the team.

A big play gave the Dolphins a lead in the first quarter, but the Bengals took control from there and went on to a 22-7 victory at Paul Brown Stadium.

The Dolphins faced the Bengals without starters Arian Foster, Branden Albert and Anthony Steen on offense and Jelani Jenkins and Koa Misi on defense. Cornerback Byron Maxwell, who started the first three games, was active but didn't play.

After giving up a field goal on the opening drive, the Dolphins took a 7-3 lead on their second offensive snap when Ryan Tannehill connected with Kenny Stills for a 74-yard touchdown, the team's longest pass play since 2012.

But the rest of the game was a struggle for the offense. The Dolphins finished with 222 total yards and were only 2-of-11 in third-down conversions.

One positive on offense was the running game, with the Dolphins averaging 4.8 yards on 13 rushing attempts.

The defense couldn't contain wide receiver A.J. Green, whose 123 receiving yards in the first half were the most for any NFL player this season. Green finished with 10 catches for 173 yards and a 7-yard touchdown that gave Cincinnati a 10-7 lead, a lead the Bengals would never relinquish.

One highlight on defense was the ability to stop the run. The Dolphins held Cincinnati to 77 yards on 37 attempts, a meager 2.1 average. Even taking away Andy Dalton's four kneel-downs, Cincinnati still averaged only 2.5 yards per rushing attempts.

The rest of the scoring came from Bengals kicker Mike Nugent, who kicked five field goals, including a 43-yard kick that late in the second quarter that gave the Bengals a 16-7 lead going into halftime.

Cornerback Bobby McCain recorded the only sack of the game for the Bengals when he came in free on a blitz and dropped Dalton for an 11-yard loss.

SCORING DRIVES

TEAM	QTR	TIME	PLAY (EXTRA POINT) (DRIVE INFO)	MIA	CIN
Bengals	1	9:51	M.Nugent 42 yd. Field Goal (11-54, 5:09)	0	3
Dolphins	1	9:04	K.Stills 74 yd. pass from R.Tannehill (A.Franks kick) (2-81, 0:47)	7	3
Bengals	1	3:19	A.Green 7 yd. pass from A.Dalton (M.Nugent kick) (7-90, 3:24)	7	10
Bengals	2	4:12	M.Nugent 22 yd. Field Goal (14-80, 8:25)	7	13
Bengals	2	1:06	M.Nugent 43 yd. Field Goal (4-2, 1:01)	7	16
Bengals	3	6:09	M.Nugent 22 yd. Field Goal (9-85, 4:16)	7	19
Bengals	4	13:30	M.Nugent 47 yd. Field Goal (10-45, 5:25)	7	22

GAME STATISTICS

RUSHING (Att-Yds-TD):

Miami: J. Ajayi 6-33, K. Drake 2-15, D. Williams 2-9, I. Pead 3-5.
Cincinnati: J. Hill 21-71, G. Bernard 10-18, A. Dalton 6-(-12).

PASSING (A-C-Y-TD-I):

Miami: R. Tannehill 25-15-189-1-1.
Cincinnati: A. Dalton 31-22-296-1-0.

RECEIVING (Rec-Yds-TD):

Miami: J. Landry 7-61, D. Parker 2-20, J. Ajayi 2-13, K. Stills 1-74-1, D. Sims 1-9, D. Williams 1-6, I. Pead 1-6.
Cincinnati: A. Green 10-173-1, C. Uzomah 4-45, B. LaFell 4-44, G. Bernard 3-24, T. Boyd 1-10.

SACKS (Sk-Yds):

Miami: B. McCain 1-11.
Cincinnati: C. Dunlap 2-14, G. Atkins 1.5-10.5, W. Clarke 1-0, M. Johnson 0.5-4.5.

INTERCEPTIONS (Int-Yds):

Miami: None.
Cincinnati: C. Lewis-Harris 1-11.

FORCED FUMBLES:

Miami: A. Branch 1.
Cincinnati: C. Dunlap 1.

FUMBLE RECOVERIES (No-Yds):

Miami: None.
Cincinnati: D. Peko 1-0.

TEAM STATS

	MIA	CIN
First Downs	8	19
Rushing	3	4
Passing	5	13
Penalty	0	2
3rd-Down Efficiency	2 for 15	3 for 15
4th-Down Efficiency	0 for 1	1 for 1
Total Net Yards	222	362
Total Net Plays	43	69
Average Gain	5.2	5.2
Net Yards Rushing	62	77
Rushes	13	37
Yards per Rush	4.8	2.1
Net Yards Passing	160	285
Completed - Attempted	15-25	22-31
Yards per Pass Play	5.3	8.9
Sacked - Yards Lost	5-29	1-11
Had Intercepted	1	0
Punts - Average	7-344-49.1	4-184-46.0
Return Yardage	63	55
Punts - Return Yards	3-13	3-23
Kickoffs - Return Yards	3-50	1-21
Interceptions - Return Yards	0-0	1-11
Penalties - Yards	7-68	6-40
Fumbles - Lost	1-1	2-0
Red-Zone Efficiency	0 for 0	1 for 3
Goal-to-Go Efficiency	0 for 0	1 for 2
Time of Possession	21:58	38:02



2016 GAME RECAPS

WEEK 5

OCT. 9, 2016 | MIAMI GARDENS, FLA.
HARD ROCK STADIUM
ATTENDANCE: 64,425 | TV: CBS

SCORING SUMMARY

TENNESSEE 30	MIAMI 17
---------------------	-----------------

	1	2	3	4	F
Tennessee	7	14	3	6	30
Miami	0	14	3	0	17

The Dolphins got a couple of electrifying plays in their return to Hard Rock Stadium, but it wasn't enough to produce a victory against the Tennessee Titans.

Marcus Mariota threw three touchdown passes and ran for another score as the Titans beat the Dolphins 30-17.

Mariota's touchdown passes went to former University of Miami star Andre Johnson, tight end Delanie Walker and former Dolphins wide receiver Rishard Matthews. Mariota was sacked four times and knocked out of the game last year when the Dolphins beat the Titans 38-10 in Nashville, but he had the upper hand in this one.

The Dolphins got touchdowns on a 74-yard punt return by rookie Jakeem Grant and a 4-yard run by Jay Ajayi.

The touchdown was the first of Grant's career and the fourth punt return for a touchdown by a rookie in franchise history. Grant, the sixth-round pick from Texas Tech, used his speed to run around two Tennessee players, then avoided two tacklers down the right sideline before racing into the end zone.

The other big play for the Dolphins was a 58-yard reception by running back Damien Williams that set up Ajayi's touchdown. Williams made two defenders miss after catching a swing pass to the left, then sprinted down the left sideline for the longest reception by a Dolphins running back since 2009 when Ricky Williams had a 59-yard gain against the New York Jets.

Tannehill was sacked six times and intercepted twice, the Dolphins were 4-for-11 in third-down conversions, and had the ball on offense for only 23:16.

While Pro Bowl center Mike Pouncey made his 2016 debut against the Titans, the Dolphins still had to play without their projected starting offensive line.

Billy Turner became the third different starting left tackle for the Dolphins this season, as Branden Albert and Laremy Tunsil both were inactive. Turner started at left guard in the previous game against Cincinnati after Tunsil moved over from left guard to replace Albert.

The Dolphins also were without starting linebackers Jelani Jenkins and Koa Misi for a second consecutive week, as well as tight end Jordan Cameron, running back Arian Foster and cornerback Xavien Howard.

SCORING DRIVES

TEAM	QTR	TIME	PLAY (EXTRA POINT) (DRIVE INFO)	TEN	MIA
Titans	1	0:23	M.Mariota 5 yd. run (R.Succop kick) (5-61, 2:49)	7	0
Dolphins	2	12:23	J.Grant 74 yd. punt return (A.Franks kick)	7	7
Titans	2	5:30	A.Johnson 5 yd. pass from M.Mariota (R.Succop kick) (12-76, 6:53)	14	7
Dolphins	2	2:00	J.Ajayi 4 yd. run (A.Franks kick) (6-79, 3:30)	14	14
Titans	2	0:47	D.Walker 20 yd. pass from M.Mariota (R.Succop kick) (6-75, 1:13)	21	14
Titans	3	10:33	R.Succop 40 yd. Field Goal (4-2, 1:25)	24	14
Dolphins	3	5:10	A.Franks 24 yd. Field Goal (8-69, 5:23)	24	17
Titans	4	8:23	R.Matthews 4 yd. pass from M.Mariota (kick blocked) (9-66, 4:54)	30	17

GAME STATISTICS

RUSHING (Att-Yds-TD):

Tennessee: D. Murray 27-121, M. Mariota 7-60-1, D. Henry 7-54.
Miami: J. Ajayi 13-42-1, K. Drake 2-4, D. Williams 1-3, J. Landry 1-2.

PASSING (A-C-Y-TD-I):

Tennessee: M. Mariota 29-20-163-3-0.
Miami: R. Tannehill 18-12-191-0-2.

RECEIVING (Rec-Yds-TD):

Tennessee: D. Walker 5-66-1, D. Murray 5-16, R. Matthews 4-32-1, T. Sharpe 2-17, A. Johnson 2-13-1, A. Fasano 1-10, K. Wright 1-9.
Miami: J. Landry 3-28, D. Parker 2-70, D. Williams 2-67, K. Drake 2-16, D. Jones 2-4, D. Sims 1-6.

SACKS (Sk-Yds):

Tennessee: B. Orakpo 2-19, J. Casey 2-14, D. Morgan 2-9.
Miami: None.

INTERCEPTIONS (Int-Yds):

Tennessee: D. Stafford 1-4, J. McCourty 1-1.
Miami: None.

FORCED FUMBLES:

Tennessee: None.
Miami: B. Maxwell 1.

FUMBLE RECOVERIES (No-Yds):

Tennessee: None.
Miami: None.

TEAM STATS

	TEN	MIA
First Downs	23	8
Rushing	13	3
Passing	8	5
Penalty	2	0
3rd-Down Efficiency	5 for 12	4 for 11
4th-Down Efficiency	0 for 1	0 for 0
Total Net Yards	398	200
Total Net Plays	70	41
Average Gain	5.7	4.9
Net Yards Rushing	235	51
Rushes	41	17
Yards per Rush	5.7	3.0
Net Yards Passing	163	149
Completed - Attempted	20-29	12-18
Yards per Pass Play	5.6	6.2
Sacked - Yards Lost	0-0	6-42
Had Intercepted	0	2
Punts - Average	5-175-35.0	6-298-49.7
Return Yardage	45	133
Punts - Return Yards	4-20	2-86
Kickoffs - Return Yards	1-20	2-47
Interceptions - Return Yards	2-5	0-0
Penalties - Yards	5-40	8-83
Fumbles - Lost	1-0	0-0
Red-Zone Efficiency	3 for 3	1 for 2
Goal-to-Go Efficiency	3 for 3	1 for 1
Time of Possession	36:44	23:16



2016 GAME RECAPS

WEEK 6

OCT. 16, 2016 | MIAMI GARDENS, FLA.
HARD ROCK STADIUM
ATTENDANCE: 65,351 | TV: CBS

SCORING SUMMARY

PITTSBURGH 15

MIAMI 30

	1	2	3	4	F
Pittsburgh	8	0	0	7	15
Miami	3	13	7	7	30

Jay Ajayi put together one of the great rushing performances in Dolphins history, and the result was an impressive victory against one of the best teams in the AFC.

Ajayi rushed for a career-high 204 yards and two touchdowns, including a game-clinching 62-yard run with 50 seconds left, to lead the Dolphins to a 30-15 victory against the Pittsburgh Steelers 23-15 at Hard Rock Stadium in the second of four consecutive home games.

It was the first 200-yard rushing performance by a Dolphins running back since December 2011 when Reggie Bush did it against the Buffalo Bills.

Ryan Tannehill didn't throw a touchdown pass, but had completions of 53 yards to tight end MarQueis Gray and 39 yards to Jarvis Landry. He also wasn't sacked and played mistake-free football.

The defense did its part in the victory, holding quarterback Ben Roethlisberger and wide receiver Antonio Brown in check.

Roethlisberger came in having thrown three touchdown passes in each of the previous two weeks, but he was held without one until only 1:02 remained in the fourth quarter.

Landry recovered the onside the kick after the Steelers cut the Dolphins lead to 23-15 and Ajayi sealed the victory on the next play. Ajayi joined Ricky Williams, Lamar Smith and Bush as Dolphins players with 200-yard rushing performances.

The Dolphins intercepted Roethlisberger twice, once by Reshad Jones and the other by fellow safety Isa Abdul-Quddus.

The Dolphins opened with its projected starting offensive line — Branden Albert, Laremy Tunsil, Mike Pouncey, Jermon Bushrod and Ja'Wuan James — for the first time all season and it clearly made a difference.

The Dolphins controlled every aspect of the game and the only reason the score wasn't more lopsided — besides the late Pittsburgh touchdown — was the inability to produce in the red zone as they had to settle for three short field goals by Andrew Franks, who also had a short attempt blocked. The Dolphins also had a touchdown pass from Tannehill to Dominique Jones nullified by an illegal formation penalty.

SCORING DRIVES

TEAM	QTR	TIME	PLAY (EXTRA POINT) (DRIVE INFO)	PIT	MIA
Dolphins	1	8:34	A.Franks 30 yd. Field Goal (9-53, 3:39)	0	3
Steelers	1	5:39	D.Heyward-Bey 60 yd. run (B.Roethlisberger-L.Bell pass) (6-75, 2:55)	8	3
Dolphins	2	8:18	A.Franks 23 yd. Field Goal (12-85, 7:08)	8	6
Dolphins	2	5:23	A.Franks 30 yd. Field Goal (4-1, 2:43)	8	9
Dolphins	2	0:21	D.Williams 1 yd. run (A.Franks kick) (9-71, 2:26)	8	16
Dolphins	3	1:39	J.Ajayi 1 yd. run (A.Franks kick) (6-52, 3:31)	8	23
Steelers	4	1:02	C.Hamilton 23 yd. pass from B.Roethlisberger (C.Boswell kick) (10-97, 3:18)	15	23
Dolphins	4	0:50	J.Ajayi 62 yd. run (A.Franks kick) (1-62, 0:12)	15	30

GAME STATISTICS

RUSHING (Att-Yds-TD):

Pittsburgh: D. Heyward-Bey 1-60-1, L. Bell 10-53, D. Williams 3-10, A. Brown 1-6, L. Jones 1(-1).
Miami: J. Ajayi 25-204-2, D. Williams 6-12-1, A. Foster 3-3, R. Tannehill 2-3.

PASSING (A-C-Y-TD-I):

Pittsburgh: B. Roethlisberger 34-19-189-1-2, L. Jones 1-0-0-0-0.
Miami: R. Tannehill 32-24-252-0-0.

RECEIVING (Rec-Yds-TD):

Pittsburgh: L. Bell 6-55, A. Brown 4-39, E. Rogers 4-35, C. Hamilton 2-36-1, J. James 2-13, X. Grimble 1-11.
Miami: J. Landry 7-91, D. Parker 5-28, M. Gray 3-81, K. Stills 2-12, A. Foster 2-12, D. Williams 2-5, D. Sims 1-12, D. Jones 1-8, J. Ajayi 1-3.

SACKS (Sk-Yds):

Pittsburgh: None.
Miami: A. Branch 1.5-15.5, C. Wake 0.5-4.5.

INTERCEPTIONS (Int-Yds):

Pittsburgh: None.
Miami: R. Jones 1-17, I. Abdul-Quddus 1-7.

FORCED FUMBLES:

Pittsburgh: None.
Miami: None.

FUMBLE RECOVERIES (No-Yds):

Pittsburgh: None.
Miami: None.

TEAM STATS

	PIT	MIA
First Downs	15	24
Rushing	3	12
Passing	11	10
Penalty	1	2
3rd-Down Efficiency	3 for 11	7 for 14
4th-Down Efficiency	0 for 1	0 for 0
Total Net Yards	297	474
Total Net Plays	53	68
Average Gain	5.6	7.0
Net Yards Rushing	128	222
Rushes	16	36
Yards per Rush	8.0	6.2
Net Yards Passing	169	252
Completed - Attempted	19-35	24-32
Yards per Pass Play	4.6	7.9
Sacked - Yards Lost	2-20	0-0
Had Intercepted	2	0
Punts - Average	5-180-36.0	2-77-38.5
Return Yardage	57	50
Punts - Return Yards	0-0	2-26
Kickoffs - Return Yards	3-57	0-0
Interceptions - Return Yards	0-0	2-24
Penalties - Yards	6-65	8-95
Fumbles - Lost	0-0	0-0
Red-Zone Efficiency	0 for 0	2 for 6
Goal-to-Go Efficiency	0 for 0	2 for 3
Time of Possession	23:30	36:30



2016 GAME RECAPS

WEEK 7

OCT. 23, 2016 | MIAMI GARDENS, FLA.
HARD ROCK STADIUM
ATTENDANCE: 65,658 | TV: CBS

SCORING SUMMARY

BUFFALO 25

MIAMI 28

	1	2	3	4	F
Buffalo	3	7	7	8	25
Miami	3	3	8	14	28

SCORING DRIVES

TEAM	QTR	TIME	PLAY (EXTRA POINT) (DRIVE INFO)	BUF	MIA
Dolphins	1	7:28	A.Franks 36 yd. Field Goal (15-64, 7:32)	0	3
Bills	1	0:49	D.Carpenter 29 yd. Field Goal (6-20, 1:59)	3	3
Bills	2	11:47	T.Taylor 10 yd. run (D.Carpenter kick) (7-40, 2:50)	10	3
Dolphins	2	3:47	A.Franks 33 yd. Field Goal (12-58, 8:00)	10	6
Bills	3	5:51	M.Goodwin 67 yd. pass from T.Taylor (D.Carpenter kick) (1-67, 0:09)	17	6
Dolphins	3	0:18	J.Ajayi 4 yd. run (R.Tannehill-J.Landry pass) (10-75, 5:33)	17	14
Dolphins	4	3:56	D.Williams 12 yd. run (A.Franks kick) (6-64, 3:49)	17	21
Dolphins	4	2:24	K.Stills 66 yd. pass from R.Tannehill (A.Franks kick) (3-70, 1:03)	17	28
Bills	4	0:14	R.Bush 1 yd. run (T.Taylor-R.Bush pass) (13-75, 2:10)	25	28

Jay Ajayi and the Dolphins did it again.

Ajayi had a second consecutive tremendous rushing performance and the Dolphins again knocked off one of the best teams in the AFC, beating the Buffalo Bills 28-25 at Hard Rock Stadium.

A week after rushing for 204 yards against Pittsburgh, Ajayi finished with 214 yards as he joined O.J. Simpson, Earl Campbell and former Dolphins running back Ricky Williams as the only players in NFL history with back-to-back 200-yard games.

Ajayi reached the 200-yard mark on a 14-yard run in the fourth quarter that came three plays before Damien Williams scored the go-ahead touchdown on a 12-yard run.

Williams scored after breaking two tackles at the 4-yard line, getting some help from two offensive linemen who pushed the pile toward the end zone.

The Dolphins added to their lead with 2:24 left when Ryan Tannehill connected with Kenny Stills for a 66-yard touchdown pass on a huge third-and-6 play.

Buffalo made the score closer with a touchdown and a two-point conversion with 14 seconds left.

Ajayi's effort against Buffalo included a 4-yard touchdown run in the third quarter that cut the Dolphins' deficit to 17-14 after a successful two-point conversion on a pass from Tannehill to Jarvis Landry.

The Dolphins handled the league's top-ranked rushing offense, holding Buffalo to 67 yards on 22 carries.

LeSean McCoy, who started despite being questionable with a hamstring injury, was held to 11 yards on eight attempts before leaving the game.

Tyrod Taylor ran for a touchdown and passed for another for Buffalo, which came in riding a four-game winning streak, the team's longest since the 2008 season.

GAME STATISTICS

RUSHING (Att-Yds-TD):

Buffalo: T. Taylor 7-35-1, M. Gillislee 5-20, L. McCoy 8-11, R. Bush 1-1-1, J. Felton 1-0.
Miami: J. Ajayi 28-214-1, R. Tannehill 6-21, D. Williams 4-16-1, A. Foster 3-5.

PASSING (A-C-Y-TD-I):

Buffalo: T. Taylor 28-14-221-1-0.
Miami: R. Tannehill 25-15-204-1-0.

RECEIVING (Rec-Yds-TD):

Buffalo: M. Goodwin 4-93-1, B. Tate 2-31, C. Clay 2-29, J. Hunter 2-25, W. Powell 2-23, R. Bush 1-13, N. O'Leary 1-7.
Miami: K. Stills 5-100-1, J. Landry 5-78, D. Parker 3-20, A. Foster 1-4, J. Ajayi 1-2.

SACKS (Sk-Yds):

Buffalo: L. Alexander 1-6.
Miami: C. Wake 1.5-8, N. Suh 1-6, J. Jones 1-4, A. Branch 0.5-3.

INTERCEPTIONS (Int-Yds):

Buffalo: None.
Miami: None.

FORCED FUMBLES:

Buffalo: None.
Miami: None.

FUMBLE RECOVERIES (No-Yds):

Buffalo: None.
Miami: None.

TEAM STATS

	BUF	MIA
First Downs	16	26
Rushing	4	15
Passing	9	9
Penalty	3	2
3rd-Down Efficiency	3 for 13	5 for 12
4th-Down Efficiency	0 for 0	0 for 0
Total Net Yards	267	454
Total Net Plays	54	67
Average Gain	4.9	6.8
Net Yards Rushing	67	256
Rushes	22	41
Yards per Rush	3.0	6.2
Net Yards Passing	200	198
Completed - Attempted	14-28	15-25
Yards per Pass Play	6.3	7.6
Sacked - Yards Lost	4-21	1-6
Had Intercepted	0	0
Punts - Average	7-316-45.1	5-175-35.0
Return Yardage	93	89
Punts - Return Yards	1-30	5-28
Kickoffs - Return Yards	3-63	4-61
Interceptions - Return Yards	0-0	0-0
Penalties - Yards	6-45	13-116
Fumbles - Lost	0-0	0-0
Red-Zone Efficiency	2 for 3	2 for 4
Goal-to-Go Efficiency	2 for 2	1 for 1
Time of Possession	22:58	37:02



2016 GAME RECAPS

WEEK 9

NOV. 6, 2016 | MIAMI GARDENS, FLA.
HARD ROCK STADIUM
ATTENDANCE: 65,722 | TV: CBS

SCORING SUMMARY

N.Y. JETS 23

MIAMI 27

	1	2	3	4	F
N.Y. Jets	10	3	0	10	23
Miami	7	7	6	7	27

Kenyan Drake's holding penalty nullified a touchdown in the second quarter, but he more than made up for it later.

The rookie third-round pick returned a kickoff 96 yards for a touchdown with 5:15 left in the fourth quarter to lead the Dolphins to a 27-23 victory against the New York Jets in a thriller at Hard Rock Stadium.

The victory gave the Dolphins a 4-4 record as they reached the halfway mark of the season on a three-game winning streak.

Drake's touchdown came after the Jets took a 23-20 lead on a touchdown pass from Ryan Fitzpatrick to Jalin Marshall two plays after punter Matt Darr dropped a perfect snap on fourth down.

The winning touchdown came on a re-kick after the Jets were penalized for offside on their original kickoff.

After taking the ball at the 4-yard line, Drake found a hole up the middle before shifting to the right and outracing kicker Nick Folk to the end zone.

Ndamukong Suh's sack on third down ended the Jets' offensive possession following Drake's touchdown and the Dolphins were able to kill off the rest of the clock thanks in part to a pass interference penalty on third down and four runs by Jay Ajayi that gained 44 yards.

Drake's penalty for illegal block in the back in the first half nullified a punt return for a touchdown by fellow rookie Jakeem Grant.

After back-to-back 200-yard rushing performances against Pittsburgh and Buffalo, Ajayi didn't have nearly as much open field against the No. 1-ranked rushing defense in the NFL. But Ajayi still managed to rush for 111 yards and had a rushing touchdown for a fourth consecutive game.

Tight end Dominique Jones scored his first career touchdown in the second quarter on a 1-yard reception to give the Dolphins a lead that lasted until the Jalen Marshall touchdown.

SCORING DRIVES

TEAM	QTR	TIME	PLAY (EXTRA POINT) (DRIVE INFO)	NYJ	MIA
Jets	1	8:26	N.Folk 23 yd. Field Goal (13-70, 6:34)	3	0
Dolphins	1	4:56	J.Ajayi 20 yd. run (A.Franks kick) (6-75, 3:30)	3	7
Jets	1	0:35	M.Forte 31 yd. run (N.Folk kick) (8-75, 4:21)	10	7
Dolphins	2	10:16	D.Jones 1 yd. pass from R.Tannehill (A.Franks kick) (11-75, 5:19)	10	14
Jets	2	5:20	N.Folk 21 yd. Field Goal (9-75, 4:56)	13	14
Dolphins	3	5:08	A.Franks 33 yd. Field Goal (10-56, 4:53)	13	17
Dolphins	3	3:22	A.Franks 29 yd. Field Goal (4-3, 1:38)	13	20
Jets	4	12:50	N.Folk 28 yd. Field Goal (9-67, 5:32)	16	20
Jets	4	5:42	J.Marshall 18 yd. pass from R.Fitzpatrick (N.Folk kick) (2-18, 0:10)	23	20
Dolphins	4	5:15	K.Drake 96 yd. kickoff return (A.Franks kick) (0-0, 0:27)5:15	23	27

GAME STATISTICS

RUSHING (Att-Yds-TD):

N.Y. Jets: M. Forte 12-92-1, R. Fitzpatrick 3-26, B. Powell 6-22.
Miami: J. Ajayi 24-111-1, D. Williams 5-29, M. Darr 1-0, R. Tannehill 2-(-3).

PASSING (A-C-Y-TD-I):

N.Y. Jets: R. Fitzpatrick 28-17-193-1-2, B. Petty 2-2-19-0-0.
Miami: R. Tannehill 28-17-149-1-0, J. Landry 1-0-0-0-0.

RECEIVING (Rec-Yds-TD):

N.Y. Jets: B. Marshall 6-45, R. Anderson 4-49, B. Powell 4-29, J. Marshall 3-59-1, Q. Enunwa 1-25, M. Forte 1-5.
Miami: D. Jones 3-42-1, J. Landry 3-33, J. Ajayi 3-19, D. Williams 2-20, M. Gray 2-10, D. Parker 2-8, K. Stills 1-11, K. Drake 1-6.

SACKS (Sk-Yds):

N.Y. Jets: L. Mauldin 0.5-6, J. Martin 0.5-6.
Miami: C. Wake 2-16, N. Suh 1-8.

INTERCEPTIONS (Int-Yds):

N.Y. Jets: None.
Miami: J. Phillips 1-17, B. McCain 1-0.

FORCED FUMBLES:

N.Y. Jets: S. McLendon 1, C. Spiller 1.
Miami: C. Wake 2.

FUMBLE RECOVERIES (No-Yds):

N.Y. Jets: None.
Miami: None.

TEAM STATS

	NYJ	MIA
First Downs	18	20
Rushing	3	7
Passing	10	9
Penalty	5	4
3rd-Down Efficiency	3 for 11	5 for 11
4th-Down Efficiency	0 for 0	0 for 1
Total Net Yards	332	274
Total Net Plays	54	62
Average Gain	6.1	4.4
Net Yards Rushing	140	137
Rushes	21	32
Yards per Rush	6.7	4.3
Net Yards Passing	192	137
Completed - Attempted	19-30	17-29
Yards per Pass Play	5.8	4.6
Sacked - Yards Lost	3-20	1-12
Had Intercepted	2	0
Punts - Average	3-121-40.3	3-120-40.0
Return Yardage	47	186
Punts - Return Yards	2-10	2-12
Kickoffs - Return Yards	2-37	3-157
Interceptions - Return Yards	0-0	2-17
Penalties - Yards	10-77	8-86
Fumbles - Lost	3-0	3-0
Red-Zone Efficiency	1 for 5	1 for 4
Goal-to-Go Efficiency	0 for 1	1 for 2
Time of Possession	29:38	30:22



2016 GAME RECAPS

WEEK 10

NOV. 13, 2016 | SAN DIEGO, CALIF.
QUALCOMM STADIUM
ATTENDANCE: 55,107 | TV: CBS

SCORING SUMMARY

MIAMI 31

SAN DIEGO 24

	1	2	3	4	F
Miami	0	7	14	10	31
San Diego	0	10	7	7	24

Linebacker Kiko Alonso came up with the biggest of a series of big defensive plays in the fourth quarter to keep the Dolphins rolling.

Alonso returned an interception 60 yards for a touchdown with 1:01 left to give the Dolphins a 31-24 victory at Qualcomm Stadium. The interception after the Chargers drove to the Miami 42-yard line and appeared in position to set themselves up for a potential game-winning field goal.

The touchdown came shortly after Dolphins kicker Andrew Franks made a 27-yard field goal to tie the game at 24.

Tony Lippett also had two interceptions in the fourth quarter and Byron Maxwell added another one. Lippett's first pick came in the back of the end zone on a second-and-goal from the Miami 2-yard line.

Damien Williams and Kenny Stills, who both are from San Diego, combined for the other three Dolphins touchdowns as Miami extended its winning streak to four games.

Williams scored on a 2-yard run and an 18-yard reception, and Stills was on the receiving end of a 39-yard pass from Ryan Tannehill as the Dolphins rallied from a 10-0 deficit in a game that featured five lead changes in the second half.

The Dolphins fell behind 24-21 after a Philip Rivers touchdown pass to Tyrell Williams for 56 yards, but they answered with a 75-yard drive that featured a 56-yard completion from Tannehill to DeVante Parker.

Cameron Wake had another two sacks, giving him six in the past four games.

Jay Ajayi came up short in his quest for a fourth consecutive 100-yard rushing performance but did have some success in the second half. He was held to 16 yards on 11 attempts in the first half before busting loose for runs of 40 and 21 yards in the third quarter.

SCORING DRIVES

TEAM	QTR	TIME	PLAY (EXTRA POINT) (DRIVE INFO)	MIA	SD
Chargers	2	14:51	J.Lambo 45 yd. Field Goal (7-46, 3:03)	0	3
Chargers	2	7:37	A.Gates 11 yd. pass from P.Rivers (J.Lambo kick) (9-80, 4:53)	0	10
Dolphins	2	2:50	K.Stills 39 yd. pass from R.Tannehill (A.Franks kick) (9-74, 4:47)	7	10
Dolphins	3	12:29	D.Williams 2 yd. run (A.Franks kick) (5-75, 2:31)	14	10
Chargers	3	5:36	H.Henry 7 yd. pass from P.Rivers (J.Lambo kick) (12-75, 6:53)	14	17
Dolphins	3	1:43	D.Williams 18 yd. pass from R.Tannehill (A.Franks kick) (8-75, 3:53)	21	17
Chargers	4	4:04	Ty.Williams 51 yd. pass from P.Rivers (J.Lambo kick) (4-58, 1:02)	21	24
Dolphins	4	2:57	A.Franks 27 yd. Field Goal (5-66, 1:07)	24	24
Dolphins	4	1:01	K.Alonso 60 yd. interception return (A.Franks kick)	31	24

GAME STATISTICS

RUSHING (Att-Yds-TD):

Miami: J. Ajayi 19-79, R. Tannehill 3-16, K. Drake 1-9, D. Williams 2-2-1.
San Diego: M. Gordon 24-70.

PASSING (A-C-Y-TD-I):

Miami: R. Tannehill 24-17-240-2-0.
San Diego: P. Rivers 44-23-326-3-4.

RECEIVING (Rec-Yds-TD):

Miami: J. Landry 6-53, D. Parker 5-103, K. Stills 2-47-1, M. Gray 2-18, D. Williams 1-18-1, J. Ajayi 1-1.
San Diego: Ty. Williams 5-125-1, M. Gordon 5-62, D. Inman 5-43, A. Gates 4-63-1, H. Henry 2-11-1, S. McGrath 1-12, G. Whalen 1-10.

SACKS (Sk-Yds):

Miami: C. Wake 2-11, N. Suh 0.5-3, A. Branch 0.5-3.
San Diego: M. Ingram 1-9.

INTERCEPTIONS (Int-Yds):

Miami: T. Lippett 2-0, K. Alonso 1-60-1, B. Maxwell 1-27.
San Diego: None.

FORCED FUMBLES:

Miami: None.
San Diego: M. Ingram 1.

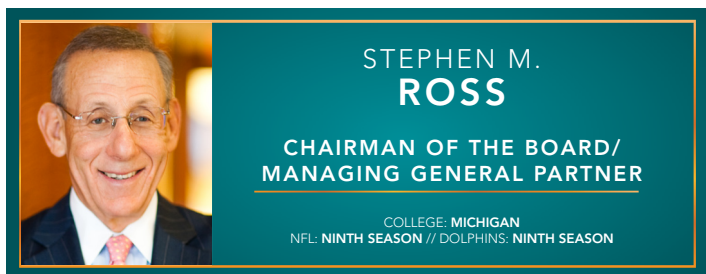
FUMBLE RECOVERIES (No-Yds):

Miami: None.
San Diego: D. Stuckey 1-0.

TEAM STATS	MIA	SD
First Downs	17	29
Rushing	5	3
Passing	11	19
Penalty	1	7
3rd-Down Efficiency	4 for 10	6 for 11
4th-Down Efficiency	0 for 0	0 for 0
Total Net Yards	337	379
Total Net Plays	50	71
Average Gain	6.7	5.3
Net Yards Rushing	106	70
Rushes	25	24
Yards per Rush	4.2	2.9
Net Yards Passing	231	309
Completed - Attempted	17-24	23-44
Yards per Pass Play	9.2	6.6
Sacked - Yards Lost	1-9	3-17
Had Intercepted	0	4
Punts - Average	5-258-51.6	4-199-49.8
Return Yardage	144	66
Punts - Return Yards	3-3	3-45
Kickoffs - Return Yards	2-54	1-21
Interceptions - Return Yards	4-87	0-0
Penalties - Yards	11-81	4-29
Fumbles - Lost	3-1	0-0
Red-Zone Efficiency	2 for 3	2 for 3
Goal-to-Go Efficiency	1 for 2	1 for 2
Time of Possession	27:01	32:59



STEPHEN M. ROSS



The landscape of South Florida was forever changed when Stephen Ross purchased the Miami Dolphins eight years ago. He began his ownership interest in the Dolphins in February of 2008 when he became a 50 percent partner with H. Wayne Huizenga in the team, the stadium and the surrounding developable land. He increased that share to a 95 percent ownership of the team and the stadium on January 20, 2009 and assumed the responsibility of Managing General Partner of both the Dolphins and the stadium. His investment continues to make an imprint on the region through a rich legacy in sport, community and culture.

Ross' connection to the area didn't start nearly a decade ago, but rather a half century ago when his family moved to Miami Beach in his childhood. The purchase was a culmination of a long-held dream; the Dolphins have been a lifetime passion for him.

Today, that reality flourishes in several aspects of his influence – reverberating from his investment in resources for the organization, his altruism in the community and his willingness to gift South Florida a state-of-the-art facility.

Throughout the Dolphins organization, Ross' ethos of building a first-class team on and off the field is etched deep. Under Ross' vision, a holistic approach has been adopted for the athletes – presenting an environment for them to flourish with cutting-edge sports performance programs, multi-million dollar renovated training facilities and a fully engaged player development program to cater to the players.

"My role as an owner is really to put the team in a position to win and do everything we possibly can," Ross said. "In every single area, we've made changes. We've thought outside the box. We're looking to be the best in class. You can see the players that we've attracted, what they expect and you put it all together, that's what makes winning teams. We're all looking to win."

Ross is committed to supporting the community that supports the Dolphins. He has strengthened the reach of the Miami Dolphins Foundation, offering tremendous support in the areas of education, health, volunteerism and youth programs. In May of 2013, Ross pledged to give more than half of his estate to philanthropic causes and charitable organizations, including South Florida-based institutions. The commitment was made through the Giving Pledge, a long-term global initiative created by Warren Buffett and Bill and Melinda Gates that aims to inspire deeper engagement in philanthropy and increase charitable giving globally. As an NFL owner, he is using his platform to harness the unifying power of sport to advance race relations across the country through the establishment of the nonprofit organization Ross Initiative in Sports for Equality (RISE).

"Sports brings together athletes,

coaches and fans of all races, uniting us with shared experiences and common goals that transcend our differences," Ross said. "The sports community is uniquely positioned and empowered to help drive national discussion and action to unite our country, promote understanding, respect and equality, and advance race relations now and for the next generation. While it would be unrealistic to say that RISE alone will end racism, we have the opportunity to harness the unifying power of sport and create a new paradigm."

Ross' largest contribution to the South Florida area is shaping the culture of the region. After making his name in development, Ross brought his expertise to completely modernize a 28-year-old facility, Hard Rock Stadium, into a truly global entertainment destination. His private investment of more than \$500 million is a game-changer in redefining the fan experience. The first phase of the project involved changing every seat in the stadium, rebuilding the concourses on the 100 and 300 levels, and improving the food choices throughout the entire facility. The second phase of renovations involved the installation of a state-of-the-art canopy that keeps as many as 92 percent of the spectators in the shade and protected from the rain, depending on the time of the day and the month. Additionally, four 1,472-inch high-definition video boards, the largest total square footage in the AFC East, adorn each corner of the stadium. The multi-year project will be completed for the 2017 season with upgrades to the private suites on the 200 level, raising the caliber on premium spaces within a sports venue.

"I think the big winner, as I look at, it is really Miami," Ross said. "We're really trying to create one of the great sports entertainment facilities in the United States today."

Ross has built architectural cathedrals throughout the globe, and his gift to South Florida ushers in a new era of world-class events, including Super Bowls, World Cups, college football championships, and international soccer and concerts.

"What I learned is Steve is a very rare combination of tenacity and heart, and he has tremendous integrity. That's inspiring for anybody to go work for somebody like Steve," Miami Dolphins President & CEO Tom Garfinkel said. "He also cares tremendously about people. He cares about this organization, and he cares about winning. It's not rhetoric. This is someone who had both the capacity and the willingness to invest in big ideas to create a best-in-class organization."





MIKE TANNENBAUM



Growing up in the Boston suburb of Needham, Mass., heavily entrenched with a love affair of all things Boston Celtics during their dominant era under the leadership of Red Auerbach, Mike Tannenbaum saw the impact a sports dynasty could make. At an early age, he marveled as Auerbach became a pioneer of modern basketball, emphasizing team play rather than individual performance. In college at the University of Massachusetts-Amherst, Tannenbaum again delved deep into the blueprint Bill Walsh had constructed as the San Francisco 49ers dominated the NFL during the 1980s. It was during his time at Tulane University Law School Tannenbaum solidified his drive to build one organization, a goal that drives him on a daily basis in his role as Miami Dolphins Executive Vice President, Football Operations.

"I want to build an organization with people who are selfless, who are willing to sacrifice part of what is in their own best interest for the greater good of the organization. There is nothing like winning," Tannenbaum said.

Tannenbaum began his career in the NFL with the New Orleans Saints in 1994 before accepting the position of player personnel assistant with the Cleveland Browns in 1995. He returned to the Saints for the 1996 season as a player personnel assistant prior to joining the New York Jets in 1997. Tannenbaum spent 16 seasons (1997-2012) in various roles for the Jets, including his final seven years (2006-12) as the team's executive vice president and general manager. During his time as general manager, the Jets advanced to the playoffs three times, won four playoff games and made two AFC Championship game appearances.

Tannenbaum then went back to his roots as a sports lawyer, serving in 2013-14 as Priority Sports & Entertainment principal. There he honed relationships in the sports industry, setting a new caliber and showcasing his acumen for scouting talent in appointments of key clients David Blatt and Steve Kerr as Cleveland Cavaliers and Golden State Warriors head coaches ahead of the 2014-15 season.

It was in New York that his path crossed with Miami Dolphins owner Stephen Ross, where he was tapped to consult for the team in August 2014, followed by his appointment as executive vice president, football operations on Jan. 6, 2015.

In his role, Tannenbaum oversees and coordinates the effort of football operations and administration. He is most proud of his work and collaboration with General Manager Chris Grier and Head Coach Adam Gase, as well as other senior executives in implementing the philosophy of a championship caliber football team.

Tannenbaum has overhauled the Dolphins football operations. During the 2016 offseason, he helped orchestrate a trade of Miami's first-round draft pick (eighth overall) to Philadelphia, where the Dolphins moved back five selections and acquired linebacker Kiko Alonso and cornerback Byron Maxwell. The Dolphins used their first-round choice (13th overall) acquired in the trade to draft guard/tackle Laremy Tunsil. He also helped ink defensive end Cameron Wake to a contract extension. In his first full offseason with the Dolphins in 2015, Tannenbaum helped land one of the top unrestricted free agents in four-time Pro Bowl defensive tackle Ndamukong Suh, while also signing another player with a Pro Bowl on his resume in tight end Jordan Cameron, to go along with trading for wide receiver Kenny Stills. He also was instrumental in signing Pro Bowl center Mike Pouncey and quarterback Ryan Tannehill to contract extensions.

True to his mentors, Tannenbaum has instituted revolutionary landmarks in line with Ross' drive for innovative, first-class business

practices. These include the creation and implementation of a sport performance department, a roster overhaul for sustainability and proactive player wellness programs.

"I'm really proud of the fact that Stephen Ross gives us incredible resources. I think our player wellness and player care is second to none in the league in terms of our players feel like the environment here – from the food they eat to the practice fields – is best in class. And they're given every opportunity to prove and maximize their talents."

Outside of work, Mike and his wife, Michelle, remain true to their core values that education and knowledge will always pave a successful path. In keeping with these beliefs, they have instituted scholarship programs with his alma mater UMass and a New Jersey YMCA to afford young professionals the opportunity to pursue their passion without the burden of living expenses.

He uses his role with the Dolphins to guide future leaders, participating in numerous speeches within the industry. He is well vested at UMass, on hand several times throughout his evolving career to give advice and lend support to aspiring young professionals. Additionally, he sits on an advisory council at Tulane, tasked with creating opportunities for students in an evolving landscape, including virtual internships to enhance students' experience while embracing globalization.

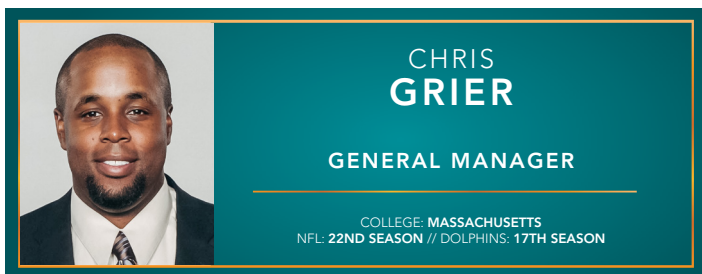
Mike Tannenbaum brings his expertise, drive, vision and leadership to the Miami Dolphins with one goal: to create a winning organization that consistently competes for championships.

"There's nothing like football; I think it's a microcosm of life. People have such disparate backgrounds yet we're all here because the one commonality we all have in this organization is we're intoxicated by winning."





CHRIS GRIER



Chris Grier is entering his 17th season with the Miami Dolphins and first as the club's general manager. He spent the previous nine years as the team's director of college scouting. Grier was appointed general manager on Jan. 4, 2016. He works together with Executive Vice President of Football Operations Mike Tannenbaum and Head Coach Adam Gase to help build a championship caliber football team. In his role, Grier oversees the draft, both college and pro personnel departments and all scouting efforts.

During the 2016 offseason, Grier worked with his staff to bring linebacker Kiko Alonso and cornerback Byron Maxwell to Miami in a trade with the Philadelphia Eagles. He utilized the team's first-round draft pick (13th overall), also acquired in the Eagles trade, to select guard/tackle Laremy Tunsil. The Dolphins will enter the 2016 training camp with more than 45 new players acquired during the offseason.

As the team's director of college scouting (2007-15), Grier was part of a front office that discovered some of the best collegiate players the Dolphins have ever drafted, including wide receiver Jarvis Landry. A second-round selection in 2014, Landry finished his first two NFL seasons with 194 receptions, more than any player has ever recorded in his first two years in the league.

Grier and the Dolphins also identified and drafted running back Lamar Miller and defensive end Olivier Vernon. Miller ranks No. 4 among all NFL running backs in rushing yards (1,971) and yards per carry (4.81) over the past two seasons and was a fourth-round pick in 2012. Vernon finished the 2015 campaign with 36 quarterback hits, the third-most in the NFL, and tied for fourth among all players with 18 tackles for loss. Vernon was a third-

round pick in 2012.

In 2011, the Dolphins drafted center Mike Pouncey in the first round. Pouncey has developed into one of the league's best interior linemen and was selected to the Pro Bowl for the third time in his career in 2015.

During Grier's tenure with the club, the Dolphins have found several diamonds in the rough. Safety Reshad Jones was a fifth-round pick in 2010 and was named the team's co-MVP following the 2015 season after he became the first player in team history to record at least 100 tackles, four interceptions and two sacks in a single season.

Prior to being the team's director of college scouting, Grier served as an area scout with the club from 2000-02, before being promoted to national scout/assistant director of college scouting in 2003. Miami won the AFC East during his first season with the team.

Grier started with the Patriots as an intern in 1994. He joined the club on a full-time basis the following year, and served as a regional scout until joining the Dolphins in 2000. In 1996, Grier was part of a New England staff that won the AFC Championship. He helped scout several players for a Patriots roster that went on to win Super Bowls XXXVI, XXXVIII and XXXIX.

Grier has worked with several of football's most successful coaches and executives throughout his career and that has helped shape his football philosophy. His father, Bobby Grier, is the former vice president of player personnel for the Patriots and recently retired as a senior personnel advisor with the Houston Texans. Chris has also worked with and learned under Pro Football Hall of Famer Bill Parcells, Patriots Head Coach Bill Belichick, Seattle Seahawks Head Coach Pete Carroll and University of Alabama Head Coach Nick Saban.

Grier attended the University of Massachusetts-Amherst where he majored in journalism and played football for two years before injuries ended his career. He spent his final two years there as an undergraduate assistant.

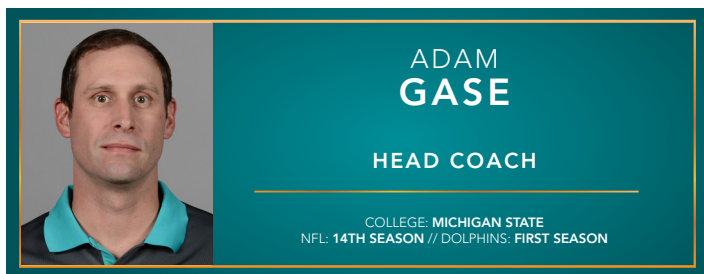
Chris' brother, Michael, played for the Edmonton Oilers, Washington Capitals, San Jose Sharks and Buffalo Sabres of the National Hockey League. He is currently a scout for the Chicago Blackhawks.

A native of Holliston, Mass., Grier resides in Weston, Fla. with his wife, Paige, and their two sons, Landon and Jackson.





ADAM GASE



CAREER

Adam Gase was named the 12th head coach in Miami Dolphins history on Jan. 9, 2016. Gase joined Miami with three years of experience as an NFL offensive coordinator, directing some of the most prolific offenses in league history.

In 2015, Gase was the offensive coordinator for the Chicago Bears. Under Gase, the Bears implemented a balanced offensive attack that improved the team's rushing totals from No. 27 in the season before Gase arrived in Chicago to No. 11 in 2015, as the unit averaged 25.6 more rushing yards per game. Bears quarterback Jay Cutler finished the 2015 season with the highest passer rating (92.3) of his career. Cutler also threw seven fewer interceptions than the previous season and his interception rate of 2.3 percent was the best showing of his career for a season where he played at least 12 games. In addition, Cutler's yards per attempt increased by 0.8, the second-largest one-year increase in his career. Additionally, running back Jeremy Langford had an impressive rookie season, rushing for 537 yards and six touchdowns. His 537 rushing yards ranked No. 7 among all NFL rookies and his six touchdowns were tied for fourth amongst rookie rushers.

Prior to joining the Bears, Gase spent six seasons (2009-14) with the Denver Broncos, during which time the team compiled a 58-38 (.604) regular-season record, won four AFC West titles, three playoff games and an AFC Championship, including a trip to Super Bowl XLVIII.

While Gase was the Denver Broncos offensive coordinator in 2013 and 2014, the Broncos led the NFL in scoring offense (34.0 points per game), total offense (430.1 yards per game) and passing offense (315.8 yards per game) during that time period. During his two seasons as coordinator, seven players from the Broncos offense were named to the Pro Bowl: running back C.J. Anderson (2014), tackle Ryan Clady (2014), quarterback Peyton Manning (2013-14), wide receiver Emmanuel Sanders (2014), wide receiver Demaryius Thomas (2013-14), tight end Julius Thomas (2013-14) and guard Louis Vasquez (2013).

In 2014, the Broncos finished 12-4, winning the AFC West and earned a bye in the first round of the playoffs. Gase helped Denver finish second in scoring, averaging 30.1 points per contest. Manning continued his excellence, completing 66.2 percent of his passes and passing for 4,727 yards and 39 touchdowns. He set the NFL's career passing touchdown record on Oct. 19, 2014 against San Francisco. Demaryius Thomas broke the franchise's single-season receiving record with 1,619 receiving yards.

In 2013, Gase's first as offensive coordinator, the Broncos set NFL records in both points (606) and touchdowns (76) and Denver's scoring output increased by 7.8 points per game. The Broncos totaled 59.4 yards per game more than they did in 2012 and led the NFL with 5,444 passing yards and 55 passing touchdowns. The explosive offense helped Denver finish the regular season 13-3, winning the AFC West and earning the top seed in the AFC playoffs, where the Broncos won the conference title and played in Super Bowl XLVIII.

In addition to setting NFL team records, Gase also helped Manning have the most prolific season of any quarterback in NFL history. Manning's 5,477 passing yards and 55 passing touchdowns were both NFL records that still stand today. Manning earned his fifth NFL MVP award and was honored as the Maxwell Club Player of the Year and AP Offensive Player of the Year.

In total, the Broncos set or tied 14 NFL offense and scoring records in the 2013 season with Gase as offensive coordinator: points (606), touchdowns (76), players with 10 or more touchdowns (5), passing first downs (293), games with 50-plus points (3), points in the second half (318), individual passing yards (Manning, 5,477), individual passing touchdowns (Manning, 55), longest field goal (Matt Prater, 64 yards), most extra points (Matt Prater, 75), most four-touchdown passing games (Manning, 9), most two-touchdown passing games (Manning, 15), most 400-yard passing games (Peyton Manning, 4) and most 90-plus passer rating games (Manning, 15).

The 2013 Broncos were one of just four teams in the past five seasons (2011-15) to have two 1,000-yard receivers and a 1,000-yard rusher. Wide receiver Demaryius Thomas was fourth in the NFL with 1,430 receiving yards, while fellow wide receiver Eric Decker ranked No. 9 with 1,288. Running back Knowshon Moreno rushed for 1,038 yards and 10 touchdowns.

Gase served as Denver's quarterbacks coach from 2011-12. Manning joined the Broncos in 2012, following 14 seasons with the Indianapolis Colts, including a 2011 campaign that he missed due to injury. With Gase as his position coach in 2012, Manning was wildly successful, finishing second in the league in passer rating (105.8), third in passing touchdowns (37) and sixth in passing yards (4,659). He earned the AP NFL Comeback Player of the Year award and was runner-up for NFL MVP.

Gase joined the Broncos in 2009 as the wide receivers coach, a position he held for two seasons.

In 2010, he helped wide receiver Brandon Lloyd earn a Pro Bowl invitation after he led the league in receiving with 1,448 yards and 11 touchdowns. It was the first time a Broncos player had ever led the league in receiving yards.

Gase coached another Pro Bowl wide receiver in 2009 when Brandon Marshall caught 101 passes for 1,120 yards (11.1 avg.) and 10 touchdowns. The 101 receptions was the fourth-highest mark in the league and the Pro Bowl selection was Marshall's second of his young career.

Gase spent the 2008 season as an offensive assistant for the San Francisco 49ers. Prior to San Francisco, Gase held several roles for five seasons (2003-07) with the Detroit Lions.

BACKGROUND

Gase earned his bachelor's degree from Michigan State, where he was a student assistant. He was also a graduate assistant and recruiting assistant at LSU (2000-03). He began his NFL career as a scouting assistant for the Detroit Lions (2003-04) and coached for the Lions (2005-07), San Francisco 49ers (2008), Denver Broncos (2009-14) and Chicago Bears (2015).

PERSONAL

Born March 29, 1978 in Ypsilanti, Mich. He and his wife, Jennifer, have a daughter, McKenzie, and two sons, A.J. and Wyatt.



2016 MIAMI DOLPHINS OFFENSIVE AND STRENGTH & CONDITIONING COACHES



CLYDE CHRISTENSEN OFFENSIVE COORDINATOR

Born January 28, 1956, Covina, Calif.
Quarterback Fresno City College 1975, North Carolina 1976-78. No pro playing experience. College coach: Mississippi 1979, East Tennessee State 1980-82, Temple 1983-85, East Carolina 1986-88, Holy Cross 1989-1990, South Carolina 1991, Maryland 1992-93, Clemson, 1994-95. Pro coach: Tampa Bay Buccaneers 1996-2001, Indianapolis Colts 2002-15, joined Dolphins in 2016.



BEN JOHNSON ASSISTANT WIDE RECEIVERS

Born May 11, 1986, Charleston, S.C.
Quarterback North Carolina 2004-08. No pro playing experience. College coach: Boston College 2010-11. Pro coach: Joined Dolphins in 2012.



DANNY BARRETT RUNNING BACKS

Born December 18, 1961, Boynton Beach, Fla.
Quarterback Cincinnati 1979-82. Pro quarterback Calgary Stampeders 1983-85, 1990-91, 1996, Toronto Argonauts 1985-88, BC Lions 1992-93, 1998, Ottawa Rough Riders 1994-95. College coach: Buffalo 2007-09, Central Florida 2011-15. Pro coach: Calgary Stampeders 1997, BC Lions 1998-99, Saskatchewan Roughriders 2000-06, joined Dolphins in 2016.



CHRIS KUPER OFFENSIVE QUALITY CONTROL

Born December 19, 1982, Anchorage, Alaska.
Guard North Dakota State 2001-05. Pro guard Denver Broncos 2006-13. No college or pro coaching experience.



SHANE DAY TIGHT ENDS

Born September 27, 1974, Manhattan, Kan.
Wide receiver Rhodes College 1995-96. No pro playing experience. College coach: Michigan 2005-06, Connecticut 2012-13. Pro coach: San Francisco 49ers 2007-09, Chicago Bears 2010-11, Washington Redskins 2014-15, joined Dolphins in 2016.



JEREMIAH WASHBURN ASSISTANT OFFENSIVE LINE

Born June 17, 1977, Boone, N.C.
Guard Arkansas 1998-2000. No pro playing experience. College coach: Arkansas 2000-01. Pro coach: Carolina Panthers 2002, Baltimore Ravens 2003-08, Detroit Lions 2009-15, joined Dolphins in 2016.



CHRIS FOERSTER OFFENSIVE LINE

Born October 12, 1961, Milwaukee, Wisc.
Center Colorado State 1979-1982. No pro playing experience. College coach: Colorado State 1983-87, Stanford 1988-1991, Minnesota 1992. Pro coach: Minnesota Vikings 1993-95, Tampa Bay Buccaneers 1996-2001, Indianapolis Colts 2002-03, Miami Dolphins 2004, Baltimore Ravens, 2005-07, San Francisco 49ers, 2008-09, 2015, Washington Redskins 2010-14, re-joined Dolphins in 2016.



DAVE PULOKA HEAD STRENGTH & CONDITIONING

Born January 12, 1979, Arlington, Mass.
Linebacker Holy Cross 1997-2000. No pro playing experience. College coach: Stevens Institute of Technology 2005, Virginia 2006. Pro coach: Atlanta Falcons 2007, joined Dolphins in 2008.



BO HARDEGREE QUARTERBACKS

Born July 5, 1984, Jackson, Tenn.
Quarterback Tennessee 2003-06. No pro playing experience. College coach: Duke 2008-10, Louisiana State 2011-13. Pro coach: Denver Broncos 2014, Chicago Bears, 2015, joined Dolphins in 2016.



JIM ARTHUR ASSISTANT STRENGTH & CONDITIONING

Born July 12, 1978, Cheshire, Conn.
Attended Springfield (Mass.) College. No college or pro playing experience. College coach: Springfield College 2000, Louisiana Tech 2001, Boston College 2002. Pro coach: Buffalo Bills 2002-04, Chicago Bears 2005-15, joined Dolphins in 2016.



SHAWN JEFFERSON WIDE RECEIVERS

Born February 22, 1969, Jacksonville, Fla.
Wide receiver Central Florida 1988-1990. Pro wide receiver San Diego Chargers 1991-95, New England Patriots 1996-99, Atlanta Falcons 2000-02, Detroit Lions 2003. No college coaching experience. Pro coach: Detroit Lions 2005-12, Tennessee Titans 2013-15, joined Dolphins in 2016.



TED RATH ASSISTANT STRENGTH & CONDITIONING

Born November 22, 1983, Monroe, Mich.
Linebacker Toledo 2003-06. No pro playing experience. College coach: Toledo 2007-09. Pro coach: Detroit Lions 2009-15, joined Dolphins in 2016.



2016 MIAMI DOLPHINS DEFENSIVE AND SPECIAL TEAMS COACHES



VANCE JOSEPH
DEFENSIVE COORDINATOR
Born September 20, 1972, Marrero, La
Quarterback and running back Colorado 1990-94. Pro defensive back New York Jets 1995, Indianapolis Colts 1996. College coach: Colorado 1999-2001, 2002-03, Wyoming 2002, Bowling Green State 2004. Pro coach: San Francisco 49ers 2005-10, Houston Texans 2011-13, Cincinnati Bengals 2014-15, joined Dolphins in 2016.



JIM WASHBURN
SR. DEFENSIVE ASST./PASS RUSH SPECIALIST
Born December 2, 1949, Shelby, N.C.
Defensive line Gardner Webb 1970-73. No pro playing experience. College coach: Southern Methodist 1976, Lees-McRae 1977-78, Livingston 1979, New Mexico 1980-82, South Carolina 1983-88, Arkansas 1994-97, Houston 1998. Pro coach: Tennessee Titans 1999-2010, Philadelphia Eagles 2011-12, Detroit Lions 2013-15, joined Dolphins in 2016.



LOU ANARUMO
DEFENSIVE BACKS
Born August 18, 1966, Staten Island, N.Y.
Attended Wagner. No college or pro playing experience. College coach: U.S. Merchant Marine Academy 1989-1990, 1992-94, Wagner 1990, Syracuse 1990-91, Harvard 1995-2000, Marshall 2001-03, Purdue 2004-11. Pro coach: Joined Dolphins in 2012.



TERRELL WILLIAMS
DEFENSIVE LINE
Born June 19, 1974, Los Angeles, Calif.
Nose guard East Carolina 1995-98. No pro playing experience. College coach: Fort Scott (Kan.) C.C. 1998, North Carolina A&T 1999-2001, Youngstown State 2002-03, Akron 2004-05, Purdue 2006-09, Texas A&M 2010-11, Florida 2015. Pro coach: Oakland Raiders 2012-14, joined Dolphins in 2015



CHARLIE BULLEN
ASSISTANT LINEBACKERS
Born September 28, 1984, Palatine, Ill.
No college or pro playing experience. College coach: Iowa 2007-11. Pro coach: Joined Dolphins in 2012.



DARREN RIZZI
ASST. HEAD COACH/SPECIAL TEAMS COORD.
Born July 21, 1970, Hillsdale, N.J.
Tight End Rhode Island 1988-1991. College coach: Rhode Island 1992, Colgate 1993, New Haven 1993-97, Northeastern 1998, New Haven 1999-2001 (head coach), Rutgers 2002-07, Rhode Island 2008 (head coach). Pro coach: Joined Dolphins in 2009.



MATT BURKE
LINEBACKERS
Born March 25, 1976, Hudson, Mass.
Safety Dartmouth 1994-97. No pro playing experience. College coach: Boston College 2000-02, Harvard 2003. Pro coach: Tennessee Titans 2006-08, Detroit Lions 2009-13, Cincinnati Bengals 2014-15, joined Dolphins in 2016.



MARWAN MAALOUF
ASSISTANT SPECIAL TEAMS
Born November 26, 1976, Strongsville, Ohio.
Guard Baldwin-Wallace 1997-99. No pro playing experience. College coach: Baldwin-Wallace 2000, Fordham 2001, Rutgers 2002-03. Pro coach: Cleveland Browns 2004-06, Baltimore Ravens 2008-11, Indianapolis Colts 2012, joined Dolphins in 2013.



DARONTE JONES
ASSISTANT DEFENSIVE BACKS
Born November 11, 1978, Annapolis, Md.
Defensive back Temple 1996, Morgan State 1997-2000. No pro playing experience. College coach: Lenoir-Rhyne 2001, Nicholls State 2002, Bowie State 2005-09, UCLA 2010, Hawaii 2012-14, Wisconsin. Pro coaching experience: Montreal Allouettes 2011, joined Dolphins in 2016.



JAY KAISER
ASSISTANT TO THE HEAD COACH
Born April 8, 1974, Liberal, Kansas.
Attended Bethany. No college or pro playing experience. College coach: Bethany 1993-96, Northwest Missouri State 1997-98, Northern Iowa 1999, Toledo 2001, Kansas State 2002-08. Pro coach: Tampa Bay Buccaneers 2009-11, joined Dolphins in 2012.




RUSTY MCKINNEY
DEFENSIVE QUALITY CONTROL
Born October 17, 1980, Fairfax County, Va.
Linebacker Towson 1998-2001. No pro playing experience. College coach: Saint Anselm 2008, Bentley University 2009-13. Pro coach: Cleveland Browns 2014-15, joined Dolphins in 2016.



PLAYER BIOS







24 // S

ISA

ABDUL-QUDDUS

HT: 6-1 // WT: 196 // BORN: 8/3/89
 COLLEGE: FORDHAM '11 // ACQUIRED: UFA, 2016
 NFL: SIXTH SEASON // DOLPHINS: FIRST SEASON

- KEY TRANSACTIONS**
- Signed with the Dolphins as an unrestricted free agent from Detroit on 3/11/16
 - Originally signed by New Orleans as an undrafted college free agent on 7/27/11

2016 - Made six tackles (five solo) in the 31-24 victory at **San Diego (11/13)** ... Recorded four tackles (two solo) vs. **N.Y. Jets (11/6)** ... Tallied three solo tackles and one pass defended in the 28-25 victory vs. **Buffalo (10/23)** ... Broke up a QB Tyrod Taylor pass intended for WR Marquise Goodwin on third-and-10 in the fourth quarter, forcing Buffalo to punt ... Recorded two solo tackles, one interception and one pass defended vs. **Pittsburgh (10/16)** ... Intercepted a QB Ben Roethlisberger pass intended for WR Sammie Coates and returned it

7 yards ... Totaled five tackles (three solo) vs. **Tennessee (10/9)** ... Registered six tackles (two solo) and one tackle for loss at **Cincinnati (9/29)** ... Recorded two solo tackles vs. **Cleveland (9/25)** ... Also tallied one special teams tackle ... Registered eight tackles (four solo) at **New England (9/18)** ... Also served as a game captain ... Recorded eight tackles (three solo), one interception and two passes defended at **Seattle (9/11)** ... Intercepted a QB Russell Wilson pass for a 9-yard return in the second quarter ... Broke up a QB Russell Wilson pass intended for WR Doug Baldwin on fourth-and-inches in the third quarter.

ISA ABDUL-QUDDUS' NFL REGULAR SEASON STATISTICS																
YEAR	TEAM	GP	GS	TACKLES					INTERCEPTIONS					FUMBLES		
				TOT	SOLO	ASST	SK	YDS	NO	YDS	LG	TD	PD	FF	FR	YDS
2011	New Orleans	16	1	7	6	1	0.0	0.0	0	0	0	0	1	3	0	0
2012	New Orleans	15	3	38	28	10	0.0	0.0	2	12	12	0	8	0	1	0
2013	New Orleans	11	0	7	6	1	0.0	0.0	0	0	0	0	1	0	0	0
2014	Detroit	16	4	29	19	10	0.0	0.0	0	0	0	0	2	0	0	0
2015	Detroit	16	8	55	40	15	1.0	1.0	0	0	0	0	6	1	0	0
2016	Miami	9	9	44	26	18	0.0	0.0	2	16	9	0	4	0	0	0
NFL TOTALS		83	25	180	125	55	1.0	1.0	4	28	12	0	22	4	1	0

2016 GAME-BY-GAME STATISTICS

DATE	OPPONENT	P/S	TCK	SOLO	AST	SK	YDS	INT	YDS	PD	FF	FR
9/11	at Seattle	1/1	8	3	5	0.0	0.0	1	9	2	0	0
9/18	at New England	1/1	8	4	4	0.0	0.0	0	0	0	0	0
9/25	CLEVELAND	1/1	2	2	0	0.0	0.0	0	0	0	0	0
9/29	at Cincinnati	1/1	6	2	4	0.0	0.0	0	0	0	0	0
10/9	TENNESSEE	1/1	5	3	2	0.0	0.0	0	0	0	0	0
10/16	PITTSBURGH	1/1	2	2	0	0.0	0.0	1	7	1	0	0
10/23	BUFFALO	1/1	3	3	0	0.0	0.0	0	0	1	0	0
11/6	N.Y. JETS	1/1	4	2	2	0.0	0.0	0	0	0	0	0
11/13	at San Diego	1/1	6	5	1	0.0	0.0	0	0	0	0	0
2016 TOTALS		9/9	44	26	18	0.0	0.0	2	16	4	0	0

SINGLE-GAME HIGHS


CAREER HIGHS

Tackles: 11 vs. Green Bay (12/3/15)
Sacks: 1 vs. San Francisco (12/27/15)
Interceptions: 1 four times, last: vs. Pittsburgh (10/16/16)
Passes Defended: 3 vs. Carolina (12/30/12)
Forced Fumbles: 1 four times, last: vs. GB (12/3/15)
Fumble Recoveries: 1 vs. Philadelphia (11/5/12)

SEASON HIGHS

Tackles: 8 twice, last: at NE (9/18/16)
Sacks: -
Interceptions: 1 twice, last: vs. Pittsburgh (10/16/16)
Passes Defended: 2 at Seattle (9/11/16)
Forced Fumbles: -
Fumble Recoveries: -





35 // S

WALT AIKENS

HT: 6-1 // WT: 218 // BORN: 6/19/91
 COLLEGE: LIBERTY '14 // ACQUIRED: D4, 2014
 NFL: THIRD SEASON // DOLPHINS: THIRD SEASON

KEY TRANSACTIONS

- Originally a fourth-round selection (125th overall) of the Dolphins in the 2014 NFL Draft

statistics vs. **Cleveland (9/25)** ... Saw action on special teams, but did not record any statistics at **New England (9/18)** ... Played on special teams, but did not record any statistics at **Seattle (9/11)**.

2016 - Appeared on special teams, but did not record any statistics at **San Diego (11/13)** ... Talled one special teams tackle vs. **N.Y. Jets (11/6)** ... Recorded one special teams tackle vs. **Buffalo (10/23)** ... Inactive vs. **Pittsburgh (10/16)** ... Saw action on special teams vs. **Tennessee (10/9)** ... Registered one assisted special teams tackle ... Recorded one assisted special teams tackle at **Cincinnati (9/29)** ... Played on special teams, but did not record any

WALT AIKENS' NFL REGULAR SEASON STATISTICS

YEAR	TEAM	GP	GS	TACKLES					INTERCEPTIONS					FUMBLES		
				TOT	SOLO	ASST	SK	YDS	NO	YDS	LG	TD	PD	FF	FR	YDS
2014	Miami	15	0	9	7	2	0.0	0.0	1	43	43	0	1	0	0	0
2015	Miami	16	4	20	15	5	0.0	0.0	0	0	0	0	0	0	0	0
2016	Miami	8	0	0	0	0	0.0	0.0	0	0	0	0	0	0	0	0
NFL TOTALS		39	4	29	22	7	0.0	0.0	1	43	43	0	1	0	0	0

2016 GAME-BY-GAME STATISTICS

DATE	OPPONENT	P/S	TCK	SOLO	AST	SK	YDS	INT	YDS	PD	FF	FR
9/11	at Seattle	1/0	0	0	0	0.0	0.0	0	0	0	0	0
9/18	at New England	1/0	0	0	0	0.0	0.0	0	0	0	0	0
9/25	CLEVELAND	1/0	0	0	0	0.0	0.0	0	0	0	0	0
9/29	at Cincinnati	1/0	0	0	0	0.0	0.0	0	0	0	0	0
10/9	TENNESSEE	1/0	0	0	0	0.0	0.0	0	0	0	0	0
10/16	PITTSBURGH						INACTIVE					
10/23	BUFFALO	1/0	0	0	0	0.0	0.0	0	0	0	0	0
11/6	N.Y. JETS	1/0	0	0	0	0.0	0.0	0	0	0	0	0
11/13	at San Diego	1/0	0	0	0	0.0	0.0	0	0	0	0	0
2016 TOTALS		8/0	0	0	0	0.0	0.0	0	0	0	0	0

SINGLE-GAME HIGHS


CAREER HIGHS

Tackles: 6 at Philadelphia (11/15/15)
Sacks: -
Interceptions: 1 at Oakland (9/28/14)
Passes Defensed: 1 at Oakland, 9/28/14
Forced Fumbles: -
Fumble Recoveries: -

SEASON HIGHS

Tackles: -
Sacks: -
Interceptions: -
Passes Defensed: -
Forced Fumbles: -
Fumble Recoveries: -





23 // RB

JAY AJAYI

HT: 6-0 // WT: 229 // BORN: 6/15/93
COLLEGE: BOISE STATE '15 // ACQUIRED: D5B, 2015
NFL: SECOND SEASON // DOLPHINS: SECOND SEASON

KEY TRANSACTIONS

- Originally a fifth-round selection (149th overall) of the Dolphins in the 2015 NFL Draft

for a 20-yard touchdown in the first quarter to put Miami up 7-3 ... This marked his third-consecutive game with 100-plus rushing yards ... His 529 rushing yards in Weeks 6-9 are the third most over a three-game span in a single season by a Dolphin ... Rushed a career high 28 times for 214 yards (7.6 avg.) and one touchdown in the 28-25 victory vs. **Buffalo (10/23)** ... Also caught one pass for 2 yards ... With his 214 rushing yards, Ajayi became the fourth player (fifth time overall) in NFL history to rush for 200 yards in consecutive games, joining O.J. Simpson (1973 & 1976), Earl Campbell (1980) and Ricky Williams (2002) ... His 214 rushing yards and 216 scrimmage yards were the most by an NFL player this season ... Had nine runs of 10-plus yards, which is tied for the third highest single-game total in the NFL since 1960 ... His 214 rushing yards were the third-most in Dolphins history (including playoffs) ... Earned AFC Offensive Player of the Week Honors for his Week 7 performance ... Also named FedEx Ground NFL Player of the Week for Week 7 ... Rushed 25 times for 204 yards (8.2 avg.) and two touchdowns vs. **Pittsburgh (10/16)** ... Also caught one pass for 3 yards ... His 204 rushing yards were the fifth-most in Dolphins history (including playoffs) ... Ran for a 62-yard touchdown (a career long) in the fourth quarter ... His average of 8.16 yards per carry is the second-highest by a Dolphins running back in a single game ... Named FedEx Ground NFL Player of the Week for his Week 6 performance ... Earned AFC Offensive Player of the Week honors for Week 6 ... Made first career start vs. **Tennessee (10/9)** ... Rushed 13 times for 42 yards (3.2 avg.) and one touchdown ... Scored on a 4-yard run in the second quarter to tie the game ... Led the team with six carries for 33 yards (5.5 avg.) at **Cincinnati (9/29)** ... Also caught two passes for 13 yards (6.5 avg.) ... Rushed seven times for 28 yards (4.0 avg.) and one touchdown vs. **Cleveland (9/25)** ... His 11-yard touchdown run in overtime sealed the Dolphins' 30-24 victory ... Rushed five times for 14 yards (2.8 avg.) at **New England (9/18)** ... Also hauled in four catches for 31 yards (7.8 avg.) ... Inactive at **Seattle (9/11)**.

JAY AJAYI'S NFL REGULAR SEASON STATISTICS

YEAR	TEAM	GP	GS	RUSHING					RECEIVING				
				ATT	YDS	AVG	LG	TD	NO	YDS	AVG	LG	TD
2015	Miami	9	0	49	187	3.8	24	1	7	90	12.9	20	0
2016	Miami	8	5	127	725	5.7	62t	6	12	69	5.8	11	0
NFL TOTALS		17	5	176	912	5.2	62t	7	19	159	8.4	20	0

2016 GAME-BY-GAME STATISTICS

DATE	OPPONENT	P/S	RUSHING					RECEIVING					W/L	SCORE
			ATT	YDS	AVG	LG	TD	NO	YDS	AVG	LG	TD		
9/11	at Seattle		INACTIVE											
9/18	at New England	1/0	5	14	2.8	8	0	4	31	7.8	11	0	L	24-31
9/25	CLEVELAND	1/0	7	28	4.0	11t	1	0	0	0.0	0	0	W	30-24 (OT)
9/29	at Cincinnati	1/0	6	33	5.5	11	0	2	13	6.5	11	0	L	7-22
10/9	TENNESSEE	1/1	13	42	3.2	9	1	0	0	0.0	0	0	L	17-30
10/16	PITTSBURGH	1/1	25	204	8.2	62t	2	1	3	3.0	3	0	W	30-15
10/23	BUFFALO	1/1	28	214	7.6	53	1	1	2	2.0	2	0	W	28-25
11/6	N.Y. JETS	1/1	24	111	4.6	20t	1	3	19	6.3	10	0	W	27-20
11/13	at San Diego	1/1	19	79	4.2	40	0	1	1	1.0	1	0	W	31-24
2016 TOTALS		8/5	127	725	5.7	62t	6	12	69	5.8	11	0		

SINGLE-GAME HIGHS

CAREER HIGHS

Rushes:	28	vs. Buffalo (10/23/16)
Rushing Yards:	214	vs. Buffalo (10/23/16)
Longest Run:	62t	vs. Pittsburgh (10/16/16)
TD Runs:	2	vs. Pittsburgh (10/16/16)
Receptions:	4	twice, last at New England (9/18/16)
Receiving Yards:	52	at N.Y. Jets (11/29/15)
Longest Reception:	20	vs. Dallas (11/22/15)
TD Receptions:	–	

SEASON HIGHS

Rushes:	28	vs. Buffalo (10/23/16)
Rushing Yards:	214	vs. Buffalo (10/23/16)
Longest Run:	62t	vs. Pittsburgh (10/16/16)
TD Runs:	2	vs. Pittsburgh (10/16/16)
Receptions:	4	at New England (9/18/16)
Receiving Yards:	31	at New England (9/18/16)
Longest Reception:	11	twice, last: at Cin. (9/29/16)
TD Receptions:	–	



76 // T
**BRANDEN
 ALBERT**

HT: 6-5 // WT: 314 // BORN: 11/4/84
 COLLEGE: VIRGINIA '08 // ACQUIRED: UFA, 2014 (KC)
 NFL: NINTH SEASON // DOLPHINS: THIRD SEASON

KEY TRANSACTIONS

- Signed by the Dolphins as an unrestricted free agent on 3/12/14
- Originally a first-round selection (15th overall) of Kansas City in the 2008 NFL Draft


2016 - Started in the 31-24 win at **San Diego (11/13)** ... QB Ryan Tannehill completed 17-of-24 throws (70.1 pct.) for 240 yards and two touchdowns ... Tannehill posted a season high 130.6 QB rating ... Also blocked for a run game that amassed 106 yards (4.2 avg.) and one touchdown on 25 attempts ... Started in the 27-23 victory vs. **N.Y. Jets (11/6)** ... Protected QB Ryan Tannehill who completed 17-of-28 passes (60.7 pct.) for 149 yards and one touchdown ... Also

blocked for RB Jay Ajayi who carried the ball 24 times for 111 yards (4.6 avg.) and one touchdown ... This was the third consecutive game Ajayi topped the 100-yard rushing mark ... Started in the 28-25 win vs. **Buffalo (10/23)** ... Protected QB Ryan Tannehill who completed 15-of-25 passes (60 pct.) for 204 yards and one touchdown ... Tannehill also posted a 99.4 QB rating on the day ... Blocked for RB Jay Ajayi who rushed for a career-high 214 yards, the third most in a single game in franchise history ... Returned to action in the 30-15 victory vs. **Pittsburgh (10/16)** ... Protected QB Ryan Tannehill who completed 24-of-32 throws (75.0 pct.), earning a 97.4 QB rating ... Part of an o-line that did not allow a sack on the day ... Also blocked for RB Jay Ajayi who rushed for 204 yards, the fifth most in a single game in team history ... Inactive due to illness vs. **Tennessee (10/9)** ... Inactive due to injury at **Cincinnati (9/29)** ... Started vs. **Cleveland (9/25)** ... Protected QB Ryan Tannehill who completed 25-of-39 passes (64.1 pct.) for 319 yards and three touchdowns ... Also blocked for a Dolphins run game that rushed for 115 yards and one touchdown on 25 attempts (4.6 avg.) ... Started at **New England (9/18)** ... Blocked for QB Ryan Tannehill who completed 32-of-45 passes for 389 yards and two touchdowns ... O-line did not allow a sack in the game... Also blocked for the Dolphins run game, which totaled 16 attempts for 70 yards (4.4 avg.) and one touchdown ... Served as a game captain ... Started at **Seattle (9/11)** and protected QB Ryan Tannehill, who completed 16-of-29 passes for 186 yards and a 74.8 QB rating ... Also served as a game captain.

BRANDEN ALBERT'S NFL REGULAR SEASON STATISTICS

GAMES/STARTS: (Kansas City) 2008: 15/15, 2009: 14/14, 2010: 15/15, 2011: 16/16, 2012: 13/11, 2013: 12/12, (Miami) 2014: 9/9, 2015: 14/14, 2016: 7/7
NFL TOTALS: 115/113





47 // LB

KIKO ALONSO

HT: 6-3 // WT: 239 // BORN: 8/14/90
 COLLEGE: OREGON '13 // ACQUIRED: T, 2016 (PHI.)
 NFL: FOURTH SEASON // DOLPHINS: FIRST SEASON

- KEY TRANSACTIONS**
- Acquired by the Dolphins in a trade (Phi.) on 3/9/16
 - Originally a second-round selection (46th overall) by Buffalo in the 2013 NFL Draft

2016 - Tied for sixth in the AFC with 71 total tackles through Week 10 ... Registered four solo tackles and one interception in the 31-24 victory at **San Diego (11/13)** ... Intercepted QB Philip Rivers with 1:01 remaining in the fourth quarter and returned it 60 yards for a touchdown, sealing Miami's 31-24 win ... This was his first career touchdown and first interception of the season ...

Recorded five solo tackles and two passes defended vs. **N.Y. Jets (11/6)** ... Broke up a QB Ryan Fitzpatrick pass intended for WR Quinicy Enunwa in the first quarter ... Also defended a QB Ryan Fitzpatrick pass intended for RB Matt Forte in the fourth quarter on third-and-1, forcing the Jets to punt ... Led the team with six tackles (five solo) in the 28-25 victory vs. **Buffalo (10/23)** ... Totaled five tackles (three solo) vs. **Pittsburgh (10/16)** ... Led the team with 12 tackles (eight solo) and one tackle for loss vs. **Tennessee (10/9)** ... Recorded eight tackles (five solo) and two tackles for loss at **Cincinnati (9/29)** ... Served as a game captain ... Recorded eight tackles (six solo) vs. **Cleveland (9/25)** ... Recorded 11 tackles (four solo) and one fumble recovery at **New England (9/18)** ... Made Dolphins debut at **Seattle (9/11)** ... Recorded 11 tackles (three solo) and one forced fumble ... Recovered a QB Russell Wilson fumble for two yards in the fourth quarter.

KIKO ALONSO'S NFL REGULAR SEASON STATISTICS																
YEAR	TEAM	GP	GS	TACKLES					INTERCEPTIONS					FUMBLES		
				TOT	SOLO	ASST	SK	YDS	NO	YDS	LG	TD	PD	FF	FR	YDS
2013	Buffalo	16	16	159	87	72	2.0	17.0	4	38	32	0	4	1	2	0
2014	Buffalo	INJURED RESERVE														
2015	Philadelphia	11	1	43	30	13	0.0	0.0	1	0	0	0	1	0	0	0
2016	Miami	9	9	71	43	28	0.0	0.0	1	60	60t	1	3	0	2	2
NFL TOTALS		36	26	273	160	113	2.0	17.0	6	98	60t	1	8	1	4	2

2016 GAME-BY-GAME STATISTICS

DATE	OPPONENT	P/S	TCK	SOLO	AST	SK	YDS	INT	YDS	PD	FF	FR
9/11	at Seattle	1/1	11	3	8	0.0	0.0	0	0	0	0	1
9/18	at New England	1/1	11	4	7	0.0	0.0	0	0	0	0	1
9/25	CLEVELAND	1/1	8	6	2	0.0	0.0	0	0	0	0	0
9/29	at Cincinnati	1/1	8	5	3	0.0	0.0	0	0	0	0	0
10/9	TENNESSEE	1/1	12	8	4	0.0	0.0	0	0	0	0	0
10/16	PITTSBURGH	1/1	5	3	2	0.0	0.0	0	0	0	0	0
10/23	BUFFALO	1/1	6	5	1	0.0	0.0	0	0	0	0	0
11/6	N.Y. JETS	1/1	5	5	0	0.0	0.0	0	0	2	0	0
11/13	at San Diego	1/1	4	4	0	0.0	0.0	1	60	1	0	0
2016 TOTALS		9/9	71	43	28	0.0	0.0	1	60	3	0	2

SINGLE-GAME HIGHS


CAREER HIGHS

Tackles: 22 vs. Cincinnati (10/13/13)
Sacks: 1 twice, last: vs. Kansas City (11/3/13)
Interceptions: 2 vs. Baltimore (9/29/13)
Passes Defended: 2 twice, last: vs. N.Y. Jets (11/6/16)
Forced Fumbles: 1 vs. New England (9/8/13)
Fumble Recoveries: 1 four times, last: at NE (9/18/16)

SEASON HIGHS

Tackles: 12 vs. Tennessee (10/9/16)
Sacks: –
Interceptions: 1 at San Diego (11/13/16)
Passes Defended: 2 vs. N.Y. Jets (11/6/16)
Forced Fumbles: –
Fumble Recoveries: 1 twice, last: at NE (9/18/16)





50 // DE

**ANDRE
BRANCH**

HT: 6-5 // WT: 263 // BORN: 7/14/89
 COLLEGE: CLEMSON '12 // ACQUIRED: UFA, 2016
 NFL: FIFTH SEASON // DOLPHINS: FIRST SEASON

KEY TRANSACTIONS

- Signed by the Dolphins as an unrestricted free agent from Jacksonville on 3/16/16
- Originally a second-round selection (38th overall) by Jacksonville in the 2012 NFL Draft

2016 - Registered four tackles (three solo) and 0.5 sacks in the 34-21 win at **San Diego (11/13)** ... Split a sack with DT Ndamukong Suh for a loss of 6 yards in the fourth quarter ... Totaled three solo tackles and one quarterback hit vs. **N.Y. Jets (11/6)** ... Recorded two assisted tackles, a half sack and one quarterback hit vs. **Buffalo (10/23)** ... Split a sack of QB Tyrod Taylor with DE Cameron Wake for a loss of 6 yards in the fourth quarter... Served as a game captain ... Made

first start for the Dolphins in the 30-15 win vs. **Pittsburgh (10/16)** ... Registered four tackles (three solo) and 1.5 sacks ... Sacked QB Ben Roethlisberger for an 11-yard loss in the first quarter ... Split a sack with DE Cameron Wake in the first quarter for a loss of 9 yards ... Marked his third career game with multiple sacks ... Recorded two tackles (one solo) vs. **Tennessee (10/9)** ... Tallied three tackles (two solo) and one forced fumble at **Cincinnati (9/29)** ... Forced a QB Andy Dalton fumble in the fourth quarter on third-and-1, resulting in a Bengals punt on the next play ... Registered one solo tackle, one sack, one tackle for loss and one QBH vs. **Cleveland (9/25)** ... Sacked QB Cody Kessler for a loss of 3 yards on third down in the third quarter ... Recorded one assisted tackle at **New England (9/18)** ... Played in his Dolphins debut at **Seattle (9/11)** ... Recorded four assisted tackles.

ANDRE BRANCH'S NFL REGULAR SEASON STATISTICS


				TACKLES					INTERCEPTIONS					FUMBLES		
YEAR	TEAM	GP	GS	TOT	SOLO	ASST	SK	YDS	NO	YDS	LG	TD	PD	FF	FR	YDS
2012	Jacksonville	13	3	11	9	2	1.0	7.0	0	0	0	0	1	1	1	0
2013	Jacksonville	16	0	37	30	7	6.0	53.0	0	0	0	0	3	0	0	0
2014	Jacksonville	9	0	18	12	6	3.0	26.0	0	0	0	0	3	2	1	0
2015	Jacksonville	13	9	24	18	6	4.0	36.0	0	0	0	0	4	2	1	49
2016	Miami	9	4	23	12	11	3.5	24.5	0	0	0	0	0	1	0	0
NFL TOTALS		60	16	113	81	32	17.5	146.5	0	0	-	0	11	6	3	0

2016 GAME-BY-GAME STATISTICS

DATE	OPPONENT	P/S	TCK	SOLO	AST	SK	YDS	INT	YDS	PD	FF	FR
9/11	at Seattle	1/0	4	0	4	0.0	0.0	0	0	0	0	0
9/18	at New England	1/0	1	0	1	0.0	0.0	0	0	0	0	0
9/25	CLEVELAND	1/0	1	1	0	1.0	3.0	0	0	0	0	0
9/29	at Cincinnati	1/0	3	2	1	0.0	0.0	0	0	0	1	0
10/9	TENNESSEE	1/0	2	1	1	0.0	0.0	0	0	0	0	0
10/16	PITTSBURGH	1/1	4	3	1	1.5	15.5	0	0	0	0	0
10/23	BUFFALO	1/1	2	0	2	0.5	3.0	0	0	0	0	0
11/6	N.Y. JETS	1/1	3	3	0	0.0	0.0	0	0	0	0	0
11/13	at San Diego	1/1	4	3	1	0.5	3.0	0	0	0	0	0
2016 TOTALS		9/4	23	12	11	3.5	24.5	0	0	0	1	0

SINGLE-GAME HIGHS

	CAREER HIGHS		SEASON HIGHS
Tackles:	5 vs. Buffalo (12/15/13)	Tackles:	4 three times, last: at San Diego (11/13/16)
Sacks:	2 twice, last: vs. Ind. (12/13/15)	Sacks:	1.5 vs. Pittsburgh (10/16/16)
Interceptions:	–	Interceptions:	–
Passes Defensed:	2 vs. Atlanta (12/20/15)	Passes Defensed:	–
Forced Fumbles:	2 at Philadelphia (9/7/14)	Forced Fumbles:	1 at Cincinnati (9/29/16)
Fumble Recoveries:	1 three times, last: vs. Ind. (12/13/15)	Fumble Recoveries:	–



74 // G/T
JERMON BUSHROD

HT: 6-5 // WT: 320 // BORN: 8/19/84
 COLLEGE: TOWSON '07 // ACQUIRED: FA, 2016
 NFL: 10TH SEASON // DOLPHINS: FIRST SEASON

KEY TRANSACTIONS

- Signed by the Dolphins on 3/11/16
- Originally a fourth-round selection (125th overall) by New Orleans in the 2007 NFL Draft

completed 17-of-28 passes (60.7 pct.) for 149 yards and one touchdown ... Also blocked for RB Jay Ajayi who carried the ball 24 times for 111 yards (4.6 avg.) and one touchdown ... This was the third consecutive game Ajayi topped the 100-yard rushing mark ... Started in the 28-25 win vs. **Buffalo (10/23)** ... Protected QB Ryan Tannehill who completed 15-of-25 passes (60 pct.) for 204 yards and one touchdown ... Tannehill also posted a 99.4 QB rating on the day ... Blocked for RB Jay Ajayi who rushed for a career-high 214 yards, the third most in a single game in franchise history ... Started in the 30-15 victory vs. **Pittsburgh (10/16)** ... Protected QB Ryan Tannehill who completed 24-of-32 throws (75.0 pct.), earning a 97.4 QB rating ... Part of an o-line that did not allow a sack on the day ... Also blocked for RB Jay Ajayi who rushed for 204 yards, the fourth-most in a single game in team history ... Started vs. **Tennessee (10/9)** ... Helped QB Ryan Tannehill complete 12-of-18 passes (66.7 pct.) for 191 yards ... Blocked for RB Jay Ajayi who rushed for a career-high 13 attempts and 42 yards ... Started at right guard at **Cincinnati (9/29)**, earning his 100th career start ... Protected QB Ryan Tannehill, who completed 15-of-25 passes (60 pct.) for 189 yards and one touchdown ... Started vs. **Cleveland (9/25)** ... Protected QB Ryan Tannehill who completed 25-of-39 passes (64.1 pct.) for 319 yards and three touchdowns ... Also blocked for a Dolphins run game that rushed for 115 yards and one touchdown on 25 attempts (4.6 avg.) ... Started at **New England (9/18)** ... Protected QB Ryan Tannehill, who completed 32-of-45 passes for 389 yards and two touchdowns ... O-line did not allow a sack in the game... Also blocked for the Dolphins run game, which totaled 16 attempts for 70 yards (4.4 avg.) and one touchdown ... Made first career start at right guard at **Seattle (9/11)** ... Protected QB Ryan Tannehill who completed 16-of-29 passes for 186 yards.

JERMON BUSHROD'S NFL REGULAR SEASON STATISTICS

GAMES/STARTS: (New Orleans) 2007: 1/0, 2008: 2/0, 2009: 15/14, 2010: 16/16, 2011: 16/16, 2012: 16/16, (Chicago) 2013: 16/16, 2014: 14/14, 2015: 12/4, (Miami) 2016: 9/9 **NFL TOTALS: 117/105**



56 // LB

DONALD BUTLER

HT: 6-1 // WT: 242 // BORN: 10/17/88
 COLLEGE: WASHINGTON '10 // ACQUIRED: FA, 2016
 NFL: SIXTH SEASON // DOLPHINS: FIRST SEASON

- KEY TRANSACTIONS**
- Signed with the Dolphins as a free agent on 9/13/16
 - Originally a third-round selection (79th overall) by San Diego in the 2010 NFL Draft

Dolphins start at **Cincinnati (9/29)** ... Made his Dolphins debut and recorded one assisted tackle vs. **Cleveland (9/25)** .. Inactive at **New England (9/18)** ... Signed with the Dolphins on Sept. 13, 2016.

DONALD BUTLER'S NFL REGULAR SEASON STATISTICS																	
YEAR	TEAM	GP	GS	TACKLES					INTERCEPTIONS					FUMBLES			
				TOT	SOLO	ASST	SK	YDS	NO	YDS	LG	TD	PD	FF	FR	YDS	
2011	San Diego	16	16	95	77	18	2.0	17.0	1	2	2	0	2	2	1	37	
2012	San Diego	12	12	78	50	28	3.0	12.0	1	21	21t	1	4	2	0	0	
2013	San Diego	13	12	84	71	13	0.5	5.5	1	30	30	0	4	0	1	0	
2014	San Diego	14	13	73	45	28	1.0	6.0	0	0	0	0	2	0	3	0	
2015	San Diego	16	9	40	24	16	0.5	3.0	0	0	0	0	0	1	1	1	
2016	Miami	7	3	14	10	4	0.0	0.0	0	0	0	0	0	0	0	0	
NFL TOTALS		78	65	384	277	107	7.0	43.5	3	53	30	1	12	5	6	38	

2016 GAME-BY-GAME STATISTICS

DATE	OPPONENT	P/S	TCK	SOLO	AST	SK	YDS	INT	YDS	PD	FF	FR
9/11	at Seattle											
9/18	at New England											
9/25	CLEVELAND	1/0	1	0	1	0.0	0.0	0	0	0	0	0
9/29	at Cincinnati	1/1	3	2	1	0.0	0.0	0	0	0	0	0
10/9	TENNESSEE	1/1	6	4	2	0.0	0.0	0	0	0	0	0
10/16	PITTSBURGH	1/0	0	0	0	0.0	0.0	0	0	0	0	0
10/23	BUFFALO	1/0	3	3	0	0.0	0.0	0	0	0	0	0
11/6	N.Y. JETS	1/0	1	1	0	0.0	0.0	0	0	0	0	0
11/13	at San Diego	1/1	0	0	0	0.0	0.0	0	0	0	0	0
2016 TOTALS		7/3	14	10	4	0.0	0.0	0	0	0	0	0

SINGLE-GAME HIGHS

CAREER HIGHS

Tackles: 13 vs. Houston (9/9/13)
Sacks: 1 five times, last: vs. N.Y. Jets (10/5/14)
Interceptions: 1 three times, last: vs. N.Y. Giants (12/8/13)
Passes Defensed: 2 vs. N.Y. Giants (12/8/13)
Forced Fumbles: 1 five times, last: at Cincinnati (9/20/15)
Fumble Recoveries: 1 six times, last: at Cincinnati (9/20/15)

SEASON HIGHS

Tackles: 6 vs. Tennessee (10/9/16)
Sacks: –
Interceptions: –
Passes Defensed: –
Forced Fumbles: –
Fumble Recoveries: –





88 // WR

**LEONTE
CARROO**

HT: 6-1 // WT: 217 // BORN: 1/24/94
 COLLEGE: RUTGERS '16 // ACQUIRED: D3B, 86
 NFL: ROOKIE SEASON // DOLPHINS: ROOKIE SEASON

KEY TRANSACTIONS

- Originally a third-round selection (86th overall) of the Dolphins in the 2016 NFL Draft

Played on special teams, but did not record any statistics vs. **Cleveland (9/25)** ... Played, but did not record any statistics at **New England (9/18)** ... Made NFL and Dolphins debut at **Seattle (9/11)** ... Recorded two receptions for 14 yards (7.0 avg.) ... Registered a 12-yard catch from QB Ryan Tannehill to convert a third down in the fourth quarter.

LEONTE CARROO'S NFL REGULAR SEASON STATISTICS

YEAR	TEAM	GP	GS	RECEIVING					RUSHING				
				NO	YDS	AVG	LG	TD	ATT	YDS	AVG	LG	TD
2016	Miami	9	2	2	14	7.0	12	0	0	0	0.0	0	0
NFL TOTALS		9	2	2	14	7.0	12	0	0	0	0.0	0	0

2016 GAME-BY-GAME STATISTICS

DATE	OPPONENT	P/S	RECEIVING					RUSHING					W/L	SCORE
			NO	YDS	AVG	LG	TD	ATT	YDS	AVG	LG	TD		
9/11	at Seattle	1/1	2	14	7.0	12	0	0	0	0.0	0	0	L	10-12
9/18	at New England	1/0	0	0	0.0	0	0	0	0	0.0	0	0	L	24-31
9/25	CLEVELAND	1/0	0	0	0.0	0	0	0	0	0.0	0	0	W	30-24 (OT)
9/29	at Cincinnati	1/1	0	0	0.0	0	0	0	0	0.0	0	0	L	7-22
10/9	TENNESSEE	1/0	0	0	0.0	0	0	0	0	0.0	0	0	L	17-30
10/16	PITTSBURGH	1/0	0	0	0.0	0	0	0	0	0.0	0	0	W	30-15
10/23	BUFFALO	1/0	0	0	0.0	0	0	0	0	0.0	0	0	W	28-25
11/6	N.Y. JETS	1/0	0	0	0.0	0	0	0	0	0.0	0	0	W	27-20
11/13	at San Diego	1/0	0	0	0.0	0	0	0	0	0.0	0	0	W	31-24
2016 TOTALS		9/2	2	14	7.0	12	0	0	0	0.0	0	0		

SINGLE-GAME HIGHS


CAREER HIGHS

Receptions: 2 at Seattle (9/11/16)
Receiving Yards: 14 at Seattle (9/11/16)
Longest Reception: 12 at Seattle (9/11/16)
TD Receptions: -

SEASON HIGHS

Receptions: 2 at Seattle (9/11/16)
Receiving Yards: 14 at Seattle (9/11/16)
Longest Reception: 12 at Seattle (9/11/16)
TD Receptions: -





29 // CB
CHRIS CULLIVER

HT: **6-0** // WT: **199** // BORN: **8/17/88**
COLLEGE: **SOUTH CAROLINA '11** // ACQUIRED: **FA, 2016**
NFL: **SIXTH SEASON** // DOLPHINS: **FIRST SEASON**

KEY TRANSACTIONS

- Signed by the Dolphins as a free agent on 8/10/16
- Originally a third-round selection (80th overall) of San Francisco in the 2011 NFL Draft

2016 - Inactive at **San Diego (11/13)** ... Activated to the 53-man roster on 11/7 ... Spent Weeks 1-9 on the Physically Unable to Perform (PUP) list.

CHRIS CULLIVER'S NFL REGULAR SEASON STATISTICS

YEAR	TEAM	GP	GS	TACKLES					INTERCEPTIONS					FUMBLES		
				TOT	SOLO	ASST	SK	YDS	NO	YDS	LG	TD	PD	FF	FR	YDS
2011	San Francisco	16	0	34	33	1	0.0	0.0	1	23	23	0	7	0	0	
2012	San Francisco	16	6	42	35	7	0.0	0.0	2	4	4	0	12	1	1	
2013	San Francisco	INJURED RESERVE														
2014	San Francisco	14	14	45	38	7	0.0	0.0	4	61	61	0	14	1	1	35
2015	Washington	6	6	16	13	3	0.0	0.0	0	0	0	0	1	0	0	
2016	Miami															
NFL TOTALS		52	26	137	119	18	0.0	0.0	7	88	29	0	34	2	2	35

2016 GAME-BY-GAME STATISTICS


DATE	OPPONENT	P/S	TCK	SOLO	AST	SK	YDS	INT	YDS	PD	FF	FR
9/11	at Seattle											
9/18	at New England											
9/25	CLEVELAND											
9/29	at Cincinnati											
10/9	TENNESSEE											
10/16	PITTSBURGH											
10/23	BUFFALO											
11/6	N.Y. JETS											
11/13	at San Diego											

2016 TOTALS

SINGLE-GAME HIGHS

	CAREER HIGHS		SEASON HIGHS
Tackles:	6 three times, last: at New Orleans (11/9/14)	Tackles:	–
Sacks:	–	Sacks:	–
Interceptions:	1 seven times, last: vs. Arizona (12/28/16)	Interceptions:	–
Passes Defended:	4 at Arizona (10/29/12)	Passes Defended:	–
Forced Fumbles:	1 twice, last: vs. Philadelphia (9/28/14)	Forced Fumbles:	–
Fumble Recoveries:	1 twice, last: at Dallas (9/7/14)	Fumble Recoveries:	–





4 // P

MATT DARR

HT: 6-1 // WT: 214 // BORN: 7/2/92
 COLLEGE: TENNESSEE '15 // ACQUIRED: FA, 2015
 NFL: SECOND SEASON // DOLPHINS: SECOND SEASON

KEY TRANSACTIONS

- Originally signed by the Dolphins as an undrafted college free agent on 5/8/15

2016 - Ranks No. 9 in the NFL with 2,091 gross punting yards and No. 11 with 1,830 net yards ... Tied for 10th in the league with 16 punts inside the 20 ... Booted five punts for 258 yards (51.6 avg.) and a 42.6 net avg. ... Longest punt on the day was for 59 yards in the fourth quarter, pinning San Diego at their own 22-yard line ... Punted three times for 120 yards (40.0 avg.) and a 36.7 net avg. vs. **N.Y. Jets (11/6)** ... Also landed two punts inside the Jets' 20-yard line

... Punted the ball five times for 175 yards (35.0 avg.) and a 25.0 net avg. vs. **Buffalo (10/23)** ... Punted twice for 77 yards (38.5 avg.) and a 38.5 net avg. vs. **Pittsburgh (10/16)** ... Booted a 34-yard punt to pin the Steelers at their own 3-yard line with 4:20 remaining in the fourth quarter ... Punted six times for 298 yards (49.7 avg.) and a 46.3 net avg. vs. **Tennessee (10/9)** ... Punted seven times for 344 yards (49.1 avg.) and a 43.0 net avg. at **Cincinnati (9/29)** ... Boomed a season-high 66-yard punt out of bounds in the first quarter to pin the Bengals at their own 10-yard line ... The 66-yard net punt was the third longest of his career and longest by the Dolphins since Brandon Fields on Dec. 22, 2013... His 344 gross punting yards were also a season high ... Punted six times for 293 yards (48.8 avg.) and a 48.8 net avg. vs. **Cleveland (9/25)** ... Also had season-high four punts inside the 20-yard line ... Posted four punts for 199 yards (49.8 avg.) and a 41.5 net average at **New England (9/18)** ... Longest punt on the day was for 56 yards ... Punted seven times for 327 yards (46.7 avg.), one touchback and three punts inside the 20-yard line at **Seattle (9/11)** ... Registered a game-high 57-yard punt.

MATT DARR'S NFL REGULAR SEASON STATISTICS

YEAR	TEAM	GP	NO	YDS	AVG	RET	RET YDS.	NET	TB	IN20	LG	BK
2015	Miami	16	92	4,380	47.6	50	526	39.7	10	30	70	0
2016	Miami	9	45	2,091	46.5	20	201	40.7	3	16	66	0
NFL TOTALS		25	137	6,471	47.2	70	5,484	40.0	13	46	70	0

2016 GAME-BY-GAME STATISTICS

DATE	OPPONENT	P/S	NO	YDS	AVG	RET.	YDS.	NET	TB	IN20	LG	BK	W/L	SCORE
9/11	at Seattle	1/0	7	327	46.7	3	267	38.1	1	3	57	0	L	10-12
9/18	at New England	1/0	4	199	49.8	3	166	41.5	0	0	56	0	L	24-31
9/25	CLEVELAND	1/0	6	293	48.8	1	0	48.8	0	4	55	0	W	30-24 (OT)
9/29	at Cincinnati	1/0	7	344	49.1	3	23	43.0	1	3	66	0	L	7-22
10/9	TENNESSEE	1/0	6	298	49.7	4	20	46.3	0	2	57	0	L	17-30
10/16	PITTSBURGH	1/0	2	77	38.5	0	0	38.5	0	1	43	0	W	30-15
10/23	BUFFALO	1/0	5	175	35.0	1	30	25.0	1	0	45	0	W	28-25
11/6	N.Y. JETS	1/0	3	120	40.0	2	10	36.7	0	2	47	0	W	27-20
11/13	at San Diego	1/0	5	258	51.6	3	45	42.6	0	1	59	0	W	31-24
2016 TOTALS		9/0	45	2,091	46.5	20	201	40.7	3	16	66	0		

SINGLE-GAME HIGHS

CAREER HIGHS

Punts: 9 vs. Baltimore (12/6/15)
Gross Punting Yards: 412 vs. Baltimore (12/6/15)
Gross Punt Avg. (min. 4 punts): 58.2 at New England (10/29/15)
Longest Punt: 70 at New England (10/29/15)
Inside the 20: 5 vs. Dallas (11/22/15)

SEASON HIGHS

Punts: 7 twice, last: at Cin. (9/29/16)
Gross Punting Yards: 344 at Cincinnati (9/29/16)
Gross Punt Avg. (min. 4 punts): 51.6 at San Diego (11/13/16)
Longest Punt: 66 at Cincinnati (9/29/16)
Inside the 20: 4 vs. Cleveland (9/25/16)



92 // LS

JOHN DENNEY

HT: 6-5 // WT: 242 // BORN: 12/13/78
COLLEGE: BRIGHAM YOUNG '05 // ACQUIRED: FA, 2005
NFL: 12TH SEASON // DOLPHINS: 12TH SEASON

KEY TRANSACTIONS

- Originally signed by the Dolphins as an undrafted college free agent on 4/29/05

2016 - Helped K Andrew Franks convert 1-of-1 FGs and 4-of-4 PATs at **San Diego (11/13)** ... Snapped for P Matt Darr five times for 258 yards (51.6 avg.) and a 42.6 net avg. ... Appeared in his 184th career game, moving past former Dolphins WR Nat Moore into sole possession of fourth place on the team's all-time games played list vs. **N.Y. Jets (11/6)** ... Snapped the ball for K Andrew Franks on 2-of-2 FGs and 3-of-3 PATs ... Also snapped the ball three times to

P Matt Darr for 120 yards (40.0 avg.) and a 36.7 net avg. ... Two of Darr's punts landed inside the Jets' 20-yard line ... Played in his 183rd career game vs. **Buffalo (10/23)** ... Snapped for K Andrew Franks on 2-of-2 FGs and 2-of-2 PATs ... Also snapped for P Matt Darr five times for 175 yards (25.0 avg.) and 25.0 net avg. ... Began serving as a season-long captain ... Helped K Andrew Franks convert 3-of-5 FGs and 3-of-3 PATs vs. **Pittsburgh (10/16)** ... Also snapped two punts for 77 yards (38.5 avg.) and a 38.5 net avg. ... Snapped for K Andrew Franks on a 29-yard FGM and two PATs vs. **Tennessee (10/9)** ... Also snapped on six punts for P Matt Darr for 298 yards (49.7 avg.) and a 46.3 net avg ... Extended his consecutive games played streak to 180 at **Cincinnati (9/29)** ... Helped P Matt Darr punt seven times for 344 yards (49.1 avg.) and a 43.0 net avg ... Snapped on one FGM and three PATs for K Andrew Franks vs. **Cleveland (9/25)** ... Also helped P Matt Darr punt four times inside the 20-yard line ... Saw action in his 178th-consecutive game at **New England (9/18)** ... Snapped on one FGM and three PATs for K Andrew Franks ... Played in his 177th-consecutive game for the Dolphins at **Seattle (9/11)** ... Helped P Matt Darr produce a game-high 57-yard punt.

JOHN DENNEY'S NFL REGULAR SEASON STATISTICS

GAMES/STARTS: 2005: 16/0, 2006: 16/0, 2007: 16/0, 2008: 16/0, 2009: 16/0, 2010: 16/0, 2011: 16/0, 2012: 16/0, 2013: 16/0, 2014: 16/0, 2015: 16/0, 2016: 9/0 **NFL TOTALS: 185/0**





32 // RB

**KENYAN
DRAKE**

HT: 6-1 // WT: 216 // BORN: 1/26/94
 COLLEGE: ALABAMA '16 // ACQUIRED: D3A,73
 NFL: ROOKIE SEASON // DOLPHINS: ROOKIE SEASON

KEY TRANSACTIONS

- Originally a third-round selection (73rd overall) of the Dolphins in the 2016 NFL Draft

4 yards (2.0 avg.) vs. **Tennessee (10/9)** ... Also caught two passes for 16 yards (8.0 avg.) ... Carried the ball twice for 15 yards (7.5 avg.) at **Cincinnati (9/29)** ... Made first career start vs. **Cleveland (9/25)** ... Returned one kickoff for 17 yards ... Also recorded one special teams tackle and one miscellaneous tackle ... Led the team with nine rushes for 37 yards (4.1 avg.) ... Also caught two passes for 11 yards (5.5 avg.) ... Rushed twice for 12 yards (6.0 avg.) and his first career touchdown at **New England (9/18)** ... Added two receptions for 6 yards (3.0 avg.) ... Returned one kickoff 15 yards ... Made NFL and Dolphins debut at **Seattle (9/11)**.

KENYAN DRAKE'S NFL REGULAR SEASON STATISTICS													
YEAR	TEAM	GP	GS	RUSHING						RECEIVING			
				ATT	YDS	AVG	LG	TD	NO	YDS	AVG	LG	TD
2016	Miami	9	1	16	77	4.8	12	1	7	39	5.6	9	0
NFL TOTALS		9	1	16	77	4.8	12	1	7	39	5.6	9	0

KENYAN DRAKE'S NFL RETURN STATS														
YEAR	TEAM	GP	GS	KICKOFF					PUNT					
				RET.	YDS	AVG	LG	TD	NO.	FC	YDS.	AVG.	LG	TD
2016	Miami	9	1	4	155	38.8	96t	1	0	0	0	0.0	0	0
NFL TOTALS		9	1	4	155	38.8	96t	1	0	0	0	0.0	0	0

2016 GAME-BY-GAME STATISTICS														
DATE	OPPONENT	P/S	RUSHING					RECEIVING					W/L	SCORE
			ATT	YDS	AVG	LG	TD	NO	YDS	AVG	LG	TD		
9/11	at Seattle	1/0	0	0	0.0	0	0	0	0	0.0	0	0	L	10-12
9/18	at New England	1/0	2	12	6.0	7t	1	2	6	3.0	4	0	L	24-31
9/25	CLEVELAND	1/1	9	37	4.1	11	0	2	11	5.5	7	0	W	30-24 (OT)
9/29	at Cincinnati	1/0	2	15	7.5	12	0	0	0	0.0	0	0	L	7-22
10/9	TENNESSEE	1/0	2	4	2.0	6	0	2	16	8.0	9	0	L	17-30
10/16	PITTSBURGH	1/0	0	0	0.0	0	0	0	0	0.0	0	0	W	30-15
10/23	BUFFALO	1/0	0	0	0.0	0	0	0	0	0.0	0	0	W	28-25
11/6	N.Y. JETS	1/0	0	0	0.0	0	0	1	6	6.0	6	0	W	27-23
11/13	at San Diego	1/0	1	9	9.0	9	0	0	0	0.0	0	0	W	31-24
2016 TOTALS		9/1	16	77	4.8	12	1	7	39	5.6	9	0		

SINGLE-GAME HIGHS

CAREER HIGHS

Rushes: 9 vs. Cleveland (9/25/16)
Rushing Yards: 37 vs. Cleveland (9/25/16)
Longest Run: 12 at Cincinnati (9/29/16)
TD Runs: 1 at New England (9/18/16)
Receptions: 2 three times, last: vs. Tennessee (10/9/16)


Receiving Yards: 11 vs. Cleveland (9/25/16)
Longest Reception: 7 vs. Cleveland (9/25/16)
TD Receptions: 1 at New England (9/18/16)

SEASON HIGHS

Rushes: 9 vs. Cleveland (9/25/16)
Rushing Yards: 37 vs. Cleveland (9/25/16)
Longest Run: 12 at Cincinnati (9/29/16)
TD Runs: 1 at New England (9/18/16)
Receptions: 2 three times, last: vs. Tennessee (10/9/16)

Receiving Yards: 11 vs. Cleveland (9/25/16)
Longest Reception: 7 vs. Cleveland (9/25/16)
TD Receptions: 1 at New England (9/18/16)





83 // TE

**THOMAS
DUARTE**

HT: 6-2 // WT: 241 // BORN: 3/30/95
 COLLEGE: UCLA '16 // ACQUIRED: D7B, 2016
 NFL: ROOKIE SEASON // DOLPHINS: ROOKIE SEASON

KEY TRANSACTIONS

- Originally a seventh-round selection (231st overall) of the Dolphins in the 2016 NFL Draft

2016 - Inactive at **San Diego (11/13)** ... Made NFL debut, but did not record any statistics vs. **N.Y. Jets (11/6)** ... Activated to the 53-man roster on 11/5.. On the Dolphins' practice squad Weeks 1-8.

THOMAS DUARTE'S NFL REGULAR SEASON STATISTICS

		RECEIVING								RUSHING				
YEAR	TEAM	GP	GS	NO	YDS	AVG	LG	TD	ATT	YDS	AVG	LG	TD	
2016	Miami	1	0	0	0	0.0	0	0	0	0	0.0	0	0	
NFL TOTALS		1	0	0	0	0.0	0	0	0	0	0.0	0	0	

2016 GAME-BY-GAME STATISTICS

DATE	OPPONENT	P/S	RECEIVING					RUSHING					W/L	SCORE	
			NO	YDS	AVG	LG	TD	ATT	YDS	AVG	LG	TD			
9/11	at Seattle		PRACTICE SQUAD												
9/18	at New England		PRACTICE SQUAD												
9/25	CLEVELAND		PRACTICE SQUAD												
9/29	at Cincinnati		PRACTICE SQUAD												
10/9	TENNESSEE		PRACTICE SQUAD												
10/16	PITTSBURGH		PRACTICE SQUAD												
10/23	BUFFALO		PRACTICE SQUAD												
11/6	N.Y. JETS	1/0	0	0	0.0	0	0	0	0	0.0	0	0	W	27-23	
11/13	at San Diego		INACTIVE												
2016 TOTALS		1/0	0	0	0.0	0	0	0	0	0.0	0	0			

SINGLE-GAME HIGHS


CAREER HIGHS

Receptions: -
 Receiving Yards: -
 Longest Reception: -
 TD Receptions: -

SEASON HIGHS

Receptions: -
 Receiving Yards: -
 Longest Reception: -
 TD Receptions: -





78 // DE

TERRENCE FEDE

HT: 6-4 // WT: 267 // BORN: 11/19/91
 COLLEGE: MARIST '14 // ACQUIRED: D7, 2014
 NFL: THIRD SEASON // DOLPHINS: THIRD SEASON

KEY TRANSACTIONS

- Originally a seventh-round selection (234th overall) by the Dolphins in the 2014 NFL Draft

2016 - Inactive Weeks 1, 3 and 6-10 ... Recorded two tackles (one solo) vs. **Tennessee (10/9)** ... Played at **Cincinnati (9/29)**, but did not record any statistics ... Recorded two tackles (one solo) at **New England (9/18)**.

TERRENCE FEDE'S NFL REGULAR SEASON STATISTICS

YEAR	TEAM	GP	GS	TACKLES					INTERCEPTIONS					FUMBLES			
				TOT	SOLO	ASST	SK	YDS	NO	YDS	LG	TD	PD	FF	FR	YDS	
2014	Miami	11	0	10	8	2	1.0	5.0	0	0	0	0	0	0	0	0	0
2015	Miami	15	0	16	9	7	0.0	0.0	0	0	0	0	0	0	0	0	0
2016	Miami	3	0	4	2	2	0.0	0.0	0	0	0	0	0	0	0	0	0
NFL TOTALS		29	0	30	19	11	1.0	5.0	0	0	0	0	0	0	0	0	0

2016 GAME-BY-GAME STATISTICS

DATE	OPPONENT	P/S	TCK	SOLO	AST	SK	YDS	INT	YDS	PD	FF	FR
9/11	at Seattle						INACTIVE					
9/18	at New England	1/0	2	1	1	0.0	0.0	0	0	0	0	0
9/25	CLEVELAND						INACTIVE					
9/29	at Cincinnati	1/0	0	0	0	0.0	0.0	0	0	0	0	0
10/9	TENNESSEE	1/0	2	1	1	0.0	0.0	0	0	0	0	0
10/16	PITTSBURGH						INACTIVE					
10/23	BUFFALO						INACTIVE					
11/6	N.Y. JETS						INACTIVE					
11/13	at San Diego						INACTIVE					
2016 TOTALS		3/0	4	2	2	0.0	0.0	0	0	0	0	0

SINGLE-GAME HIGHS

CAREER HIGHS

Tackles: 6 at Washington (9/13/15)

Sacks: 1 at Jacksonville (10/26/14)

Interceptions: -

Passes Defensed: -

Forced Fumbles: -

SEASON HIGHS

Tackles: 2 twice, last: vs. Tennessee (10/9/16)

Sacks: -

Interceptions: -

Passes Defensed: -

Forced Fumbles: -



3 // K

ANDREW FRANKS

HT: 6-1 // WT: 202 // BORN: 1/11/93
 COLLEGE: RENSSELAER POLYTECHNIC INSTITUTE // ACQUIRED: FA, 2015
 NFL: SECOND SEASON // DOLPHINS: SECOND SEASON

KEY TRANSACTIONS

- Originally signed by the Dolphins as an undrafted college free agent on 5/8/15

quarter to give the Dolphins a 3-0 lead ... Extended career-long to 15 consecutive PATs made in a single season ... Kicked 3-of-5 FGs (career high) and 3-of-3 PATs vs. **Pittsburgh (10/16)** ... His 12 points on the day were a career high ... His 30-yard field goal with 5:33 left in the second quarter gave Miami a 9-8 lead ... Converted 1-of-1 FGs and 2-of-2 PATs vs. **Tennessee (10/9)** ... Made 1-of-1 PATs at **Cincinnati (9/29)** ... Also kicked off twice and recorded one touchback ... Kicked 1-of-1 FGs and 3-of-3 PATs vs. **Cleveland (9/25)** ... Converted 1-of-1 FGs and 3-of-3 PATs at **New England (9/18)** ... Connected on a 27-yard FG in the second quarter to give the Dolphins their first points of the day ... Was 1-of-2 on FGs and 1-of-1 on PATs to score four points at **Seattle (9/11)** ... Kicked a game-high 41-yard FG in the second quarter.

ANDREW FRANKS' NFL REGULAR SEASON STATISTICS

YEAR	TEAM	GP	FGM	FGA	PCT.	LG	XP	XPA	PCT.	BLK	PTS
2015	Miami	16	13	16	81.3	53	33	36	91.7	0	72
2016	Miami	9	12	15	80.0	41	22	22	100.0	1	58
NFL TOTALS		25	25	31	80.0	53	55	58	94.8	1	130

2016 GAME-BY-GAME STATISTICS

DATE	OPPONENT	P/S	FGM	FGA	PCT.	LG	XP	XPA	PCT.	BLK	PTS	W/L	SCORE
9/11	at Seattle	1/0	1	2	50.0	41	1	1	100.0	0	4	L	10-12
9/18	at New England	1/0	1	1	100.0	27	3	3	100.0	0	6	L	24-31
9/25	CLEVELAND	1/0	1	1	100.0	37	3	3	100.0	0	6	W	30-24 (OT)
9/29	at Cincinnati	1/0	0	0	0.0	0	1	1	100.0	0	1	L	7-22
10/9	TENNESSEE	1/0	1	1	100.0	24	2	2	100.0	0	5	L	17-30
10/16	PITTSBURGH	1/0	3	5	60.0	30	3	3	100.0	1	12	W	30-15
10/23	BUFFALO	1/0	2	2	100.0	36	2	2	100.0	0	8	W	28-25
11/6	N.Y. JETS	1/0	2	2	100.0	33	3	3	100.0	0	9	W	27-23
11/13	at San Diego	1/0	1	1	100.0	27	4	4	100.0	0	7	W	31-24
2016 TOTALS		9/0	12	15	80.0	41	22	22	100.0	1	58		

SINGLE-GAME HIGHS

CAREER HIGHS

- Most Points Scored:** 12 vs. Pittsburgh (10/16/16)
- PATs Attempted:** 6 vs. Houston (10/25/15)
- PATs Made:** 5 twice, last: vs. Houston (10/25/15)
- Consecutive PATs Made:** 27 (12/6/15 - 11/13/16)
- FGs Attempted:** 5 vs. Pittsburgh (10/16/16)
- FGs Made:** 3 vs. Pittsburgh (10/16/16)
- Longest FG Attempt:** 63 at New England (10/29/15)
- Longest FG Made:** 53 vs. Houston (10/25/15)

SEASON HIGHS

- Most Points Scored:** 12 vs. Pittsburgh (10/16/16)
- PATs Attempted:** 4 at San Diego (11/13/16)
- PATs Made:** 4 at San Diego (11/13/16)
- Consecutive PATs Made:** 22 (9/11/16 - 11/13/16)
- FGs Attempted:** 5 vs. Pittsburgh (10/16/16)
- FGs Made:** 3 vs. Pittsburgh (10/16/16) (10/9/16)
- Longest FG Attempt:** 41 at Seattle (9/11/16)
- Longest FG Made:** 41 at Seattle (9/11/16)



19 // WR

JAKEEM GRANT

HT: 5-7 // WT: 172 // BORN: 10/30/92
 COLLEGE: TEXAS TECH '16 // ACQUIRED: D6A
 NFL: ROOKIE SEASON // DOLPHINS: ROOKIE SEASON

KEY TRANSACTIONS

- Originally a sixth-round draft selection (186th overall) of the Dolphins in the 2016 NFL Draft

avg.) ... Longest kickoff return on the day was 23 yards ... Returned one punt for 15 yards vs. **Pittsburgh (10/16)** ... Returned one punt 74 yards for his first career touchdown in the second quarter to tie the game vs. **Tennessee (10/9)** ... It was the seventh-longest punt return in team history and the third longest by a rookie ... Also returned two kickoffs for 47 yards (23.5 avg.) ... Longest kickoff return on the day was for 26 yards ... Returned one kickoff for 18 yards and three punts for 13 yards (4.3 avg.) at **Cincinnati (9/29)** ... His 11-yard punt return in the second quarter is a season high ... Returned one kickoff for 27 yards vs. **Cleveland (9/25)** ... Saw action on special teams, but did not record any statistics at **New England (9/18)** ... Made NFL and Dolphins debut at **Seattle (9/11)** ... Served as the primary kick and punt returner for Miami ... Returned three punts for 16 yards (5.3 avg.) ... Returned two kickoffs for 67 yards (33.5 avg.).

JAKEEM GRANT'S NFL REGULAR SEASON STATISTICS														
YEAR	TEAM	GP	GS	RECEIVING					RUSHING					
				NO	YDS	AVG	LG	TD	ATT	YDS	AVG	LG	TD	
2016	Miami	9	0	0	0	0.0	0	0	0	0	0	0.0	0	0
NFL TOTALS		9	0	0	0	0.0	0	0	0	0	0	0.0	0	0

JAKEEM GRANT'S NFL RETURN STATS														
YEAR	TEAM	GP	GS	KICKOFF					PUNT					
				RET.	YDS	AVG	LG	TD	NO.	FC	YDS.	AVG.	LG	TD
2016	Miami	9	0	12	306	25.5	45	0	15	1	135	9.0	74t	1
NFL TOTALS		9	0	12	306	25.5	45	0	15	1	135	9.0	74t	1

2016 GAME-BY-GAME STATISTICS

DATE	OPPONENT	P/S	RECEIVING					RUSHING					W/L	SCORE	
			NO	YDS	AVG	LG	TD	ATT	YDS	AVG	LG	TD			
9/11	at Seattle	1/0	0	0	0.0	0	0	0	0	0	0.0	0	0	L	10-12
9/18	at New England	1/0	0	0	0.0	0	0	0	0	0	0.0	0	0	L	24-31
9/25	CLEVELAND	1/0	0	0	0.0	0	0	0	0	0	0.0	0	0	W	30-24 (OT)
9/29	at Cincinnati	1/0	0	0	0.0	0	0	0	0	0	0.0	0	0	L	7-22
10/9	TENNESSEE	1/0	0	0	0.0	0	0	0	0	0	0.0	0	0	L	17-30
10/16	PITTSBURGH	1/0	0	0	0.0	0	0	0	0	0	0.0	0	0	W	30-15
10/23	BUFFALO	1/0	0	0	0.0	0	0	0	0	0	0.0	0	0	W	28-25
11/6	N.Y. JETS	1/0	0	0	0.0	0	0	0	0	0	0.0	0	0	W	27-23
11/13	at San Diego	1/0	0	0	0.0	0	0	0	0	0	0.0	0	0	W	31-24
2016 TOTALS		9/0	0	0	0.0	0	0	0	0	0	0.0	0	0		

SINGLE-GAME HIGHS

CAREER HIGHS

Receptions: -
 Receiving Yards: -
 Longest Reception: -
 TD Receptions: -
 Rushes: -
 Rushing Yards: -
 Longest Rush: -

SEASON HIGHS

Receptions: -
 Receiving Yards: -
 Longest Reception: -
 TD Reception: -
 Rushes: -
 Rushing Yards: -
 Longest Rush: -



48 // TE

MARQUEIS GRAY

HT: 6-4 // WT: 255 // BORN: 11/7/89
 COLLEGE: MINNESOTA '13 // ACQUIRED: FA, 2016
 NFL: FOURTH SEASON // DOLPHINS: FIRST SEASON

KEY TRANSACTIONS

- Signed by the Dolphins as a free agent on 3/31/16
- Signed by San Francisco as a undrafted college free agent on 5/7/13

2016 - Caught two passes for 18 yards (9.0 avg.) at **San Diego (11/13)** ... Registered two receptions for 10 yards (5.0 avg.) in the 27-23 win vs. **N.Y. Jets (11/6)** ... Started vs. **Buffalo (10/23)**, but did not record any statistics ... Started vs. **Pittsburgh (10/16)** ... Recorded three receptions for a career-high 81 yards (27.0 avg.) ... Caught a career-high 53-yard pass from QB Ryan Tannehill in the second quarter ... Started vs. **Tennessee (10/9)**, but did not record any statistics ... Saw action at **Cincinnati (9/29)**, but did not record any statistics ...

Played, but did not record any statistics vs. **Cleveland (9/25)** ... Provided a pancake block at the point of attack on RB Jay Ajayi's 11-yard game-winning touchdown run ... Recorded one assisted special teams tackle at **New England (9/18)** ... Appeared on special teams at **Seattle (9/11)** ... Recorded one assisted special teams tackle.

MarQUEIS GRAY'S NFL REGULAR SEASON STATISTICS

YEAR	TEAM	GP	GS	RECEIVING					RUSHING				
				NO	YDS	AVG	LG	TD	ATT	YDS	AVG	LG	TD
2013	Cleveland	12	2	2	8	14.0	5	0	6	43	7.2	18	0
2014	Min./Buf.	13	5	9	134	14.9	41	0	0	0	0.0	0	0
2015	Buffalo	4	0	1	2	2.0	2	0	0	0	0.0	0	0
2016	Miami	9	4	7	109	15.6	53	0	0	0	0.0	0	0
NFL TOTALS		38	11	19	253	13.3	53	0	6	43	7.2	18	0

2016 GAME-BY-GAME STATISTICS

DATE	OPPONENT	P/S	RECEIVING					RUSHING					W/L	SCORE
			NO	YDS	AVG	LG	TD	ATT	YDS	AVG	LG	TD		
9/11	at Seattle	1/0	0	0	0.0	0	0	0	0	0.0	0	0	L	10-12
9/18	at New England	1/0	0	0	0.0	0	0	0	0	0.0	0	0	L	24-31
9/25	CLEVELAND	1/0	0	0	0.0	0	0	0	0	0.0	0	0	W	30-24 (OT)
9/29	at Cincinnati	1/0	0	0	0.0	0	0	0	0	0.0	0	0	L	7-22
10/9	TENNESSEE	1/1	0	0	0.0	0	0	0	0	0.0	0	0	L	17-30
10/16	PITTSBURGH	1/1	3	81	27.0	53	0	0	0	0.0	0	0	W	30-15
10/23	BUFFALO	1/1	0	0	0.0	0	0	0	0	0.0	0	0	W	28-25
11/6	N.Y. JETS	1/1	2	10	5.0	6	0	0	0	0.0	0	0	W	27-23
11/13	at San Diego	1/0	2	18	9.0	9	0	0	0	0.0	0	0	W	31-24
2016 TOTALS		9/4	7	109	15.6	53	0	0	0	0.0	0	0		

SINGLE-GAME HIGHS

CAREER HIGHS

Receptions: 3 twice, last: vs. Pittsburgh (10/16/16)
Receiving Yards: 81 vs. Pittsburgh (10/16/16)
Longest Reception: 53 vs. Pittsburgh (10/16/16)
TD Receptions: -

SEASON HIGHS

Receptions: 3 vs. Pittsburgh (10/16/16)
Receiving Yards: 81 vs. Pittsburgh (10/16/16)
Longest Reception: 53 vs. Pittsburgh (10/16/16)
TD Receptions: -





46 // LB

NEVILLE HEWITT

HT: 6-2 // WT: 232 // BORN: 4/6/93
 COLLEGE: MARSHALL '15 // ACQUIRED: FA, 2015
 NFL: SECOND SEASON // DOLPHINS: SECOND SEASON

KEY TRANSACTIONS

- Originally signed by the Dolphins as an undrafted college free agent on 5/8/15

2016 - Started in the 31-24 victory at **San Diego (11/13)** ... Recorded four tackles (two solo) ... Also made one special teams tackle ... Played, but did not record any statistics vs. **N.Y. Jets (11/6)** ... Registered three solo tackles vs. **Buffalo (10/23)** ... Also made one assisted special teams tackle ... Recorded three tackles (one solo) vs. **Pittsburgh (10/16)** ... Started vs. **Tennessee (10/9)**, recording three assisted tackles ... Totaled four tackles (three solo) in start at

Cincinnati (9/29) ... Registered six tackles (five solo) and one tackle for loss vs. **Cleveland (9/25)** ... Also made one special teams tackle ... Recorded one solo tackle at **New England (9/18)** ... Also made one special teams tackle ... Played at **Seattle (9/11)**, appearing on special teams.

NEVILLE HEWITT'S NFL REGULAR SEASON STATISTICS

YEAR	TEAM	GP	GS	TACKLES					INTERCEPTIONS					FUMBLES		
				TOT	SOLO	ASST	SK	YDS	NO	YDS	LG	TD	PD	FF	FR	YDS
2015	Miami	16	2	32	22	10	0.0	0.0	1	0	0	0	3	0	0	0
2016	Miami	9	3	24	15	9	0.0	0.0	0	0	0	0	0	0	0	0
NFL TOTALS		25	5	56	37	19	0.0	0.0	1	0	0	0	3	0	0	0

2016 GAME-BY-GAME STATISTICS

DATE	OPPONENT	P/S	TCK	SOLO	AST	SK	YDS	INT	YDS	PD	FF	FR
9/11	at Seattle	1/0	0	0	0	0.0	0.0	0	0	0	0	0
9/18	at New England	1/0	1	1	0	0.0	0.0	0	0	0	0	0
9/25	CLEVELAND	1/0	6	5	1	0.0	0.0	0	0	0	0	0
9/29	at Cincinnati	1/1	4	3	1	0.0	0.0	0	0	0	0	0
10/9	TENNESSEE	1/1	3	0	3	0.0	0.0	0	0	0	0	0
10/16	PITTSBURGH	1/0	3	1	2	0.0	0.0	0	0	0	0	0
10/23	BUFFALO	1/0	3	3	0	0.0	0.0	0	0	0	0	0
11/6	N.Y. JETS	1/0	0	0	0	0.0	0.0	0	0	0	0	0
11/13	at San Diego	1/1	4	2	2	0.0	0.0	0	0	0	0	0
2016 TOTALS		9/3	24	15	9	0.0	0.0	0	0	0	0	0

SINGLE-GAME HIGHS

CAREER HIGHS

Tackles: 6 three times, last: vs. Cle. (9/25/16)

Sacks: –

Interceptions: 1 vs. Dallas (11/22/15)

Passes Defensed: 1 three times, last: vs. NE (1/3/16)

Forced Fumbles: –

Fumble Recoveries: –

SEASON HIGHS

Tackles: 6 vs. Cleveland (9/25/16)

Sacks: –

Interceptions: –

Passes Defensed: –

Forced Fumbles: –

Fumble Recoveries: –





25 // CB

XAVIEN HOWARD

HT: 6-1 // WT: 198 // BORN: 7/4/93
 COLLEGE: BAYLOR '16 // ACQUIRED: D2, 38
 NFL: ROOKIE SEASON // DOLPHINS: ROOKIE SEASON

KEY TRANSACTIONS

- Originally a second-round selection (38th overall) of the Dolphins in the 2016 NFL Draft

2016 - Inactive due to injury Weeks 5-10 ... Recorded six tackles (five solo) at **Cincinnati (9/29)** ... Totaled six solo tackles, two passes defended and one forced fumble vs. **Cleveland (9/25)** ... Forced a fumble from WR Ricardo Lewis in the third quarter ... Recorded five tackles (two solo) at **New England (9/18)** ... Made first career start at **Seattle (9/11)** in his NFL and Dolphins debut ... Became the first Dolphins rookie to start Week 1 at cornerback since Sean

Smith (2009) ... Recorded 11 tackles (six solo).

XAVIEN HOWARD'S NFL REGULAR SEASON STATISTICS

YEAR	TEAM	GP	GS	TACKLES					INTERCEPTIONS					FUMBLES			
				TOT	SOLO	ASST	SK	YDS	NO	YDS	LG	TD	PD	FF	FR	YDS	
2016	Miami	4	4	28	19	9	0.0	0.0	0	0	0	0	0	2	1	0	0
NFL TOTALS		4	4	28	19	9	0.0	0.0	0	0	0	0	0	2	1	0	0

2016 GAME-BY-GAME STATISTICS

DATE	OPPONENT	P/S	TCK	SOLO	AST	SK	YDS	INT	YDS	PD	FF	FR
9/11	at Seattle	1/1	11	6	5	0.0	0.0	0	0	0	0	0
9/18	at New England	1/1	5	2	3	0.0	0.0	0	0	1	0	0
9/25	CLEVELAND	1/1	6	6	0	0.0	0.0	0	0	1	1	0
9/29	at Cincinnati	1/1	6	5	1	0.0	0.0	0	0	0	0	0
10/9	TENNESSEE						INACTIVE					
10/16	PITTSBURGH						INACTIVE					
10/23	BUFFALO						INACTIVE					
11/6	N.Y. JETS						INACTIVE					
11/13	at San Diego						INACTIVE					
2016 TOTALS		4/4	28	19	9	0.0	0.0	0	0	2	1	0

SINGLE-GAME HIGHS

CAREER HIGHS

Tackles: 11 at Seattle (9/11/16)

Sacks: -

Interceptions: -

Passes Defensed: 2 vs. Cleveland (9/25/16)

Forced Fumbles: 1 vs. Cleveland (9/25/16)

Fumble Recoveries: -

SEASON HIGHS

Tackles: 11 at Seattle (9/11/16)

Sacks: -

Interceptions: -

Passes Defensed: 2 vs. Cleveland (9/25/16)

Forced Fumbles: 1 vs. Cleveland (9/25/16)

Fumble Recoveries: -





45 // LB

MIKE HULL

HT: 6-0 // WT: 233 // BORN: 5/25/91
 COLLEGE: PENN STATE '15 // ACQUIRED: FA, 2015
 NFL: SECOND SEASON // DOLPHINS: SECOND SEASON

- KEY TRANSACTIONS**
- Signed to the Dolphins' active roster on 1/2/16
 - Originally signed by the Dolphins as an undrafted college free agent on 5/8/15

2016 - Made one special teams tackle at **San Diego (11/13)** ... Recorded two special teams tackles (one solo) vs. **N.Y. Jets (11/6)** ... Made one assisted special teams tackle vs. **Buffalo (10/23)** ... Played one defensive snap in place of an injured LB Kiko Alonso ... Registered two special teams tackles vs. **Pittsburgh (10/16)** ... Also served as a game captain ... Appeared on special teams, but did not record any statistics vs. **Tennessee (10/9)** ... Played, but did not record any statistics vs. **Cleveland (9/25)** ... Totaled two special

not record any statistics at **Cincinnati (9/29)** ... Saw action on special teams, but did not record any statistics vs. **Cleveland (9/25)** ... Totaled two special teams tackles at **New England (9/18)** ... Played at **Seattle (9/11)** ... Recorded one assisted special teams tackle.

MIKE HULL'S NFL REGULAR SEASON STATISTICS

YEAR	TEAM	GP	GS	TACKLES					INTERCEPTIONS					FUMBLES			
				TOT	SOLO	ASST	SK	YDS	NO	YDS	LG	TD	PD	FF	FR	YDS	
2015	Miami	3	0	1	1	0	0.0	0	0	0	0	0	0	0	0	0	0
2016	Miami	9	0	0	0	0	0.0	0.0	0	0	0	0	0	0	0	0	0
NFL TOTALS		12	0	1	1	0	0.0	0.0	0	0	-	0	0	0	0	0	0

2016 GAME-BY-GAME STATISTICS

DATE	OPPONENT	P/S	TCK	SOLO	AST	SK	YDS	INT	YDS	PD	FF	FR
9/11	at Seattle	1/0	0	0	0	0.0	0.0	0	0	0	0	0
9/18	at New England	1/0	0	0	0	0.0	0.0	0	0	0	0	0
9/25	CLEVELAND	1/0	0	0	0	0.0	0.0	0	0	0	0	0
9/29	at Cincinnati	1/0	0	0	0	0.0	0.0	0	0	0	0	0
10/9	TENNESSEE	1/0	0	0	0	0.0	0.0	0	0	0	0	0
10/16	PITTSBURGH	1/0	0	0	0	0.0	0.0	0	0	0	0	0
10/23	BUFFALO	1/0	0	0	0	0.0	0.0	0	0	0	0	0
11/6	N.Y. JETS	1/0	0	0	0	0.0	0.0	0	0	0	0	0
11/13	at San Diego	1/0	0	0	0	0.0	0.0	0	0	0	0	0
2016 TOTALS		9/0	0	0	0	0.0	0.0	0	0	0	0	0

SINGLE-GAME HIGHS

CAREER HIGHS

Tackles: 1 at Philadelphia (11/15/15)

Sacks: -

Interceptions: -

Passes Defensed: -

Forced Fumbles: -

Fumble Recoveries: -

SEASON HIGHS

Tackles: -

Sacks: -

Interceptions: -

Passes Defensed: -

Forced Fumbles: -

Fumble Recoveries: -




70 // T

JA'WUAN JAMES

HT: **6-6** // WT: **307** // BORN: **6/3/92**
 COLLEGE: **TENNESSEE '14** // ACQUIRED: **D1, 2014**
 NFL: **THIRD SEASON** // DOLPHINS: **THIRD SEASON**

KEY TRANSACTIONS

- Originally a first-round selection (19th overall) of the Dolphins in the 2014 NFL Draft

2016 - Started in the 31-24 win at **San Diego (11/13)** ... QB Ryan Tannehill completed 17-of-24 throws (70.1 pct.) for 240 yards and two touchdowns ... Tannehill posted a season high 130.6 QB rating ... Also blocked for a run game that amassed 106 yards (4.2 avg.) and one touchdown on 25 attempts ... Started in the 27-23 victory vs. **N.Y. Jets (11/6)** ... Protected QB Ryan Tannehill who completed 17-of-28 (60.7 pct.) passes for 149 yards and one touchdown ... Also blocked for RB Jay Ajayi who carried the ball 24 times for 111 yards (4.6 avg.)

and one touchdown ... This was the third consecutive game Ajayi topped the 100-yard rushing mark ... Started in the 28-25 win vs. **Buffalo (10/23)** ... Protected QB Ryan Tannehill who completed 15-of-25 passes (60 pct.) for 204 yards and one touchdown ... Tannehill also posted a 99.4 QB rating on the day ... Blocked for RB Jay Ajayi who rushed for a career-high 214 yards, the third most in a single game in franchise history ... Started vs. **Pittsburgh (10/15)** ... Protected QB Ryan Tannehill who completed 24-of-32 throws (75.0 pct.), earning a 97.4 QB rating ... Part of an o-line that did not allow a sack on the day ... Also blocked for RB Jay Ajayi who rushed for 204 yards, the fourth-most in a single game in team history ... Started vs. **Tennessee (10/9)** ... Helped QB Ryan Tannehill complete 12-of-18 passes (66.7 pct.) for 191 yards ... Blocked for RB Jay Ajayi who rushed for a career-high 13 attempts and 42 yards ... Started at **Cincinnati (9/29)** ... Protected QB Ryan Tannehill, who completed 15-of-25 passes (60 pct.) for 189 yards and one touchdown ... Started vs. **Cleveland (9/25)** ... Protected QB Ryan Tannehill who completed 25-of-39 passes (64.1 pct.) for 319 yards and three touchdowns ... Also blocked for a Dolphins run game that rushed for 115 yards and one touchdown on 25 attempts (4.6 avg.) ... Started at **New England (9/18)** ... Protected QB Ryan Tannehill who completed 32-of-45 passes for 389 yards and two touchdowns ... O-line did not allow a sack in the game... Also blocked for the Dolphins run game, which totaled 16 attempts for 70 yards (4.4 avg.) and one touchdown ... Started at right tackle at **Seattle (9/11)** ... Protected QB Ryan Tannehill who completed 16-of-29 passes for 186 yards.

JA'WUAN JAMES' NFL REGULAR SEASON STATISTICS

GAMES/STARTS: 2014: 16/16, 2015: 7/7, 2016: 9/9

NFL TOTALS: 32/32





53 // LB

JELANI JENKINS

HT: 6-0 // WT: 240 // BORN: 3/13/92
 COLLEGE: FLORIDA '13 // ACQUIRED: D4A, 2013
 NFL: FOURTH SEASON // DOLPHINS: FOURTH SEASON

KEY TRANSACTIONS

- Originally was a fourth-round selection (104th overall) of the Dolphins in the 2013 NFL Draft

2016 - Registered four tackles (two solo) at **San Diego (11/13)** ... Recorded three solo tackles and one tackle for loss vs. **N.Y. Jets (11/6)** ... Left the game due to injury in the second quarter ... Tallied two solo tackles vs. **Buffalo (10/23)** ... Started vs. **Pittsburgh (10/16)**, but did not record any statistics ... Inactive due to injury Weeks 4-5 ... Registered three tackles (two solo) vs. **Cleveland (9/25)** ... Tallied five tackles (two solo) at **New England (9/18)** ... Recorded

seven tackles (one solo) at **Seattle (9/11)**.

JELANI JENKINS' NFL REGULAR SEASON STATISTICS

YEAR	TEAM	GP	GS	TACKLES					INTERCEPTIONS					FUMBLES			
				TOT	SOLO	ASST	SK	YDS	NO	YDS	LG	TD	PD	FF	FR	YDS	
2013	Miami	16	0	11	10	1	0.0	0.0	0	0	0	0	0	0	0	0	0
2014	Miami	15	14	108	81	27	3.5	26.5	0	0	0	0	1	2	0	0	
2015	Miami	13	13	71	50	21	0.0	0.0	0	0	0	0	3	1	1	0	
2016	Miami	7	5	24	12	12	0.0	0.0	0	0	0	0	1	0	0	0	
NFL TOTALS		51	32	214	153	61	3.5	26.5	0	0	-	0	5	3	1	0	

2016 GAME-BY-GAME STATISTICS

DATE	OPPONENT	P/S	TCK	SOLO	AST	SK	YDS	INT	YDS	PD	FF	FR
9/11	at Seattle	1/0	7	1	6	0.0	0.0	0	0	0	0	0
9/18	at New England	1/1	5	2	3	0.0	0.0	0	0	1	0	0
9/25	CLEVELAND	1/1	3	2	1	0.0	0.0	0	0	0	0	0
9/29	at Cincinnati							INACTIVE				
10/9	TENNESSEE							INACTIVE				
10/16	PITTSBURGH	1/1	0	0	0	0.0	0.0	0	0	0	0	0
10/23	BUFFALO	1/1	2	2	0	0.0	0.0	0	0	0	0	0
11/6	N.Y. JETS	1/1	3	3	0	0.0	0.0	0	0	0	0	0
11/13	at San Diego	1/0	4	2	2	0.0	0.0	0	0	0	0	0
2016 TOTALS		7/5	24	12	12	0.0	0.0	0	0	1	0	0

SINGLE-GAME HIGHS

	CAREER HIGHS	SEASON HIGHS
Tackles:	16 at N.Y. Jets (12/1/14)	7 at Seattle (9/11/16)
Sacks:	1.5 vs. Kansas City (9/21/14)	–
Interceptions:	–	–
Passes Defensed:	1 five times, last: at NE (9/18/16)	1 at New England (9/18/16)
Forced Fumbles:	1 three times, last: vs. Houston (10/25/15)	–
Fumble Recoveries:	1 at Tennessee (10/18/15)	–



85 // TE

DOMINIQUE JONES

HT: 6-3 // WT: 275 // BORN: 8/15/87
 COLLEGE: SHEPHERD '11 // ACQUIRED: FA, 2016
 NFL: THIRD SEASON // DOLPHINS: FIRST SEASON

KEY TRANSACTIONS

- Signed by the Dolphins as a free agent on 10/3/16
- Originally signed as an undrafted college free agent by Indianapolis on 4/30/12

from QB Ryan Tannehill in the first quarter ... Started, but did not record any statistics vs. **Buffalo (10/23)** ... Caught one pass for 8 yards (8.0 avg.) vs. **Pittsburgh (10/16)** ... Recorded two receptions for 4 yards (2.0 avg.) vs. **Tennessee (10/9)** ... Not on an NFL Roster during Weeks 1-4.

DOMINIQUE JONES' NFL REGULAR SEASON STATISTICS

YEAR	TEAM	GP	GS	RECEIVING					RUSHING				
				NO	YDS	AVG	LG	TD	ATT	YDS	AVG	LG	TD
2012	Indianapolis	4	1	1	8	8.0	9	0	0	0	0.0	0	0
2013	Ind./KC	8	2	2	34	17.0	21	0	0	0	0.0	0	0
2014	Denver	1	0	0	0	0.0	0	0	0	0	0.0	0	0
2015	Baltimore N.Y. Giants Minnesota						PRACTICE SQUAD PRACTICE SQUAD PRACTICE SQUAD						
2016	Miami	5	2	6	54	9.0	24	1	0	0	0.0	0	0
NFL TOTALS		18	5	9	96	10.7	24	1	0	0	0.0	0	0

2016 GAME-BY-GAME STATISTICS

DATE	OPPONENT	P/S	RECEIVING					RUSHING					W/L	SCORE
			NO	YDS	AVG	LG	TD	ATT	YDS	AVG	LG	TD		
9/11	at Seattle													
9/18	at New England													
9/25	CLEVELAND													
9/29	at Cincinnati													
10/9	TENNESSEE	1/0	2	4	2.0	5	0	0	0	0.0	0	0	L	17-30
10/16	PITTSBURGH	1/0	1	8	8.0	8	0	0	0	0.0	0	0	W	30-15
10/23	BUFFALO	1/1	0	0	0.0	0	0	0	0	0.0	0	0	W	28-25
11/6	N.Y. JETS	1/1	3	42	14.0	24	1	0	0	0.0	0	0	W	27-23
11/13	at San Diego	1/0	0	0	0.0	0	0	0	0	0.0	0	0	W	31-24
2016 TOTALS		5/2	6	54	9.0	24	1	0	0	0.0	0	0		

SINGLE-GAME HIGHS

CAREER HIGHS

Receptions: 3 vs. N.Y. Jets (11/6/16)
Receiving Yards: 42 vs. N.Y. Jets (11/6/16)
Longest Reception: 24 vs. N.Y. Jets (11/6/16)
TD Receptions: 1 vs. N.Y. Jets (11/6/16)

SEASON HIGHS

Receptions: 3 vs. N.Y. Jets (11/6/16)
Receiving Yards: 42 vs. N.Y. Jets (11/6/16)
Longest Reception: 24 vs. N.Y. Jets (11/6/16)
TD Receptions: 1 vs. N.Y. Jets (11/6/16)



98 // DE

JASON JONES

HT: 6-5 // WT: 278 // BORN: 5/23/86
COLLEGE: EASTERN MICHIGAN '08 // ACQUIRED: UFA, 2016
NFL: NINTH SEASON // DOLPHINS: FIRST SEASON

- KEY TRANSACTIONS
- Signed by the Dolphins as an unrestricted free agent on 5/16/2016
 - Originally a second-round selection (54th overall) of Tennessee in the 2008 NFL Draft

2016 - Totaled two solo tackles at **San Diego (11/13)** ... Recorded one solo tackle vs. **N.Y. Jets (11/6)** ... Registered two solo tackles, one sack, one tackle for loss and one quarterback hit in the 28-25 victory vs. **Buffalo (10/23)** ... Sacked QB Tyrod Taylor for a loss of 4 yards in the third quarter on third-and-1, forcing Buffalo to punt ... Recorded one solo tackle vs. **Pittsburgh (10/16)** ...

Played in his 100th career game vs. **Tennessee (10/9)** ... Registered two solo tackles ... Served as a game captain ... Totaled six tackles (two solo) at **Cincinnati (9/29)** ... His six total tackles were both career highs ... Recorded two solo tackles, one QBH and one fumble recovery vs. **Cleveland (9/25)** ... Recovered a fumble from QB Cody Kessler in the first quarter, following a DE Cameron Wake sack ... Registered three tackles (one solo) and one sack at **New England (9/18)** ... Sacked QB Jacoby Brissett for a loss of 8 yards in the third quarter ... Recorded two assisted tackles, 0.5 sacks and two QBHs at **Seattle (9/11)** ... Sacked QB Russell Wilson along with DE Jordan Phillips in the second quarter ... Also blocked a K Steven Hauschka PAT with 35 seconds remaining in the fourth quarter.

JASON JONES' NFL REGULAR SEASON STATISTICS																
YEAR	TEAM	GP	GS	TACKLES					INTERCEPTIONS					FUMBLES		
				TOT	SOLO	ASST	SK	YDS	NO	YDS	LG	TD	PD	FF	FR	YDS
2008	Tennessee	13	3	31	24	7	5.0	31.5	0	0	0	0	2	3	0	0
2009	Tennessee	7	0	15	9	6	4.0	29.0	0	0	0	0	5	0	0	0
2010	Tennessee	15	15	38	33	5	3.5	28.0	0	0	0	0	3	3	0	0
2011	Tennessee	14	13	27	18	9	3.0	21.0	0	0	0	0	5	1	0	0
2012	Seattle	12	0	10	7	3	3.0	15.0	0	0	0	0	4	0	1	3
2013	Detroit	3	3	1	1	0	0.0	0.0	0	0	0	0	1	0	0	0
2014	Detroit	16	16	22	14	8	5.0	33.5	0	0	0	0	3	2	0	0
2015	Detroit	15	15	31	27	4	4.5	29.5	0	0	0	0	1	1	0	0
2016	Miami	9	5	21	13	8	2.5	12.0	0	0	0	0	1	0	1	0
NFL TOTALS		104	70	196	146	50	30.5	199.5	0	0	-	0	25	10	2	3

2016 GAME-BY-GAME STATISTICS

DATE	OPPONENT	P/S	TCK	SOLO	AST	SK	YDS	INT	YDS	PD	FF	FR
9/11	at Seattle	1/1	2	0	2	0.5	0.0	0	0	0	0	0
9/18	at New England	1/1	3	1	2	1.0	8.0	0	0	0	0	0
9/25	CLEVELAND	1/1	2	2	0	0.0	0.0	0	0	0	0	1
9/29	at Cincinnati	1/1	6	2	4	0.0	0.0	0	0	0	0	0
10/9	TENNESSEE	1/1	2	2	0	0.0	0.0	0	0	0	0	0
10/16	PITTSBURGH	1/0	1	1	0	0.0	0.0	0	0	1	0	0
10/23	BUFFALO	1/0	2	2	0	1.0	4.0	0	0	0	0	0
11/6	N.Y. JETS	1/0	1	1	0	0.0	0.0	0	0	0	0	0
11/13	at San Diego	1/0	2	2	0	0.0	0.0	0	0	0	0	0
2016 TOTALS		9/5	21	13	8	2.5	12.0	0	0	1	0	1

SINGLE-GAME HIGHS

CAREER HIGHS

Tackles: 6 at Cincinnati (9/29/16)
Sacks: 3.5 vs. Pittsburgh (12/21/08)

Interceptions: –
Passes Defensed: 2 three times, last: at Arizona (9/9/12)
Forced Fumbles: 3 vs. Pittsburgh (12/21/08)
Fumble Recoveries: 1 twice, last: vs. Cleveland (9/25/16)

SEASON HIGHS

Tackles: 6 at Cincinnati (9/29/16)
Sacks: 1 twice, last: vs. Buffalo (10/23/16)

Interceptions: –
Passes Defensed: 1 vs. Pittsburgh (10/23/16)
Forced Fumbles: –
Fumble Recoveries: 1 vs. Cleveland (9/25/16)





14 // WR

JARVIS LANDRY

HT: 5-11 // WT: 206 // BORN: 11/28/92
COLLEGE: LOUISIANA STATE '15 // ACQUIRED: D2, 2014
NFL: THIRD SEASON // DOLPHINS: THIRD SEASON

KEY TRANSACTIONS

- Originally a second-round draft selection (63rd overall) of the Dolphins in the 2014 NFL Draft

2016 - Tied for eighth in the NFL with 55 receptions through Week 10 ... Tied for third in the NFL with 17 receptions on third down through Week 10 ... Caught six passes for 53 yards (8.8 avg.) in the 31-24 win at **San Diego (11/13)** ... Hauled in a 25-yard reception in the third quarter, placing the offense at San Diego's 2-yard line and setting up a RB Damien Williams 2-yard touchdown catch ... Recorded three receptions for 33 yards (11.0 avg.) in the 27-23 victory

vs. **N.Y. Jets (11/6)** ... Also returned one punt for 9 yards ... Eclipsed the 2,500 career receiving yards mark ... Caught five passes for 78 yards (15.6 avg.) in the 28-25 victory vs. **Buffalo (10/23)** ... Also returned two punts for 17 yards (8.5 avg.) and one kickoff for 2 yards ... Caught a pass from QB Ryan Tannehill for a successful two-point conversion attempt in the third quarter ... Caught an 18-yard pass on third-and-7, setting up a RB Damien Williams go-ahead touchdown run ... Recovered an onside kick attempt by Buffalo and returned it 2 yards with 14 seconds remaining in the fourth quarter ... Hauled in seven receptions for 91 yards (13.0 avg.) vs. **Pittsburgh (10/16)** ... Also returned one punt for 11 yards (11.0 avg.) ... Recovered an onside kick attempt by Pittsburgh with 1:02 remaining in the fourth quarter ... Recorded three receptions for 28 yards (9.3 avg.) vs. **Tennessee (10/9)** ... Rushed once for 2 yards ... Longest catch on the day was for 11 yards and a first down in the third quarter ... Also returned one punt for 12 yards ... Led the team with seven receptions for 61 yards (8.7 avg.) at **Cincinnati (9/29)** ... Caught a 24-yard pass from QB Ryan Tannehill in the fourth quarter to convert on third-and-9 ... Also served as a game captain ... Recorded seven receptions for 120 yards (17.1 avg.) and one touchdown vs. **Cleveland (9/25)** ... Also rushed twice for 16 yards (8.0 avg.) ... Returned one punt for 13 yards ... His first receiving touchdown of the season came on a 42-yard throw from QB Ryan Tannehill in the third quarter ... Posted back-to-back 100-yard receiving games for the first time in his career ... Hauled in 10 receptions for 137 yards (13.7 avg.) at **New England (9/18)** ... Eclipsed the 2,000 career receiving yard benchmark ... Became the second-fastest player in team history to reach 2,000 career receiving yards (34 games) after WR Mark Duper did so in 28 games ... Recorded seven receptions for 59 yards (8.4 avg.) at **Seattle (9/11)** ... Also returned one punt for 16 yards (16.0 avg.).

JARVIS LANDRY'S NFL REGULAR SEASON STATISTICS

YEAR	TEAM	GP	GS	RECEIVING					RUSHING				
				NO	YDS	AVG	LG	TD	ATT	YDS	AVG	LG	TD
2014	Miami	16	11	84	758	9.0	25	5	2	-4	-2.0	4	0
2015	Miami	16	14	110	1,157	10.5	50t	4	18	113	6.3	22t	1
2016	Miami	9	9	55	658	12.0	42t	1	3	18	6.0	13	0
NFL TOTALS		41	34	249	2,573	10.3	50t	10	23	127	5.5	22t	1

JARVIS LANDRY'S NFL RETURN STATS

YEAR	TEAM	GP	GS	KICKOFF					PUNT					
				RET.	YDS	AVG	LG	TD	NO.	FC	YDS.	AVG.	LG	TD
2014	Miami	16	11	34	954	28.1	74	0	25	19	204	8.2	32	0
2015	Miami	16	14	13	321	24.7	50	0	36	16	356	9.9	69t	1
2016	Miami	9	9	0	0	0.0	0	0	7	8	78	11.1	16	0
NFL TOTALS		41	34	47	1,275	27.1	74	0	68	43	638	9.4	69t	1

2016 GAME-BY-GAME STATISTICS

DATE	OPPONENT	P/S	RECEIVING					RUSHING					W/L	SCORE
			NO	YDS	AVG	LG	TD	ATT	YDS	AVG	LG	TD		
9/11	at Seattle	1/1	7	59	8.4	28	0	0	0	0.0	0	0	L	10-12
9/18	at New England	1/1	10	135	13.7	33	0	0	0	0.0	0	0	L	24-31
9/25	CLEVELAND	1/1	7	120	17.1	42t	1	2	16	8.0	13	0	W	30-24 (OT)
9/29	at Cincinnati	1/1	7	61	8.7	24	0	0	0	0.0	0	0	L	7-22
10/9	TENNESSEE	1/1	3	28	9.3	11	0	1	2	2.0	2	0	L	17-30
10/16	PITTSBURGH	1/1	7	91	13.0	39	0	0	0	0.0	0	0	W	30-15
10/23	BUFFALO	1/1	5	78	15.6	26	0	0	0	0.0	0	0	W	28-25
11/6	N.Y. JETS	1/1	3	33	11.0	14	0	0	0	0.0	0	0	W	27-23
11/13	at San Diego	1/1	6	53	8.8	25	0	0	0	0.0	0	0	W	31-24
2016 TOTALS		9/9	55	658	12.0	42t	1	3	18	6.0	13	0		




SINGLE-GAME HIGHS

CAREER HIGHS	
Receptions:	13 at N.Y. Jets (11/29/15)
Receiving Yards:	165 at N.Y. Jets (11/29/15)
Longest Reception:	50t vs. Houston (10/25/15)
TD Receptions:	2 twice, last: vs. Houston (10/25/15)
Rushes:	5 at Buffalo (11/8/15)
Rushing Yards:	29 vs. N.Y. Jets (London, 10/4/14)
Longest Rush:	22t at Tennessee (10/18/15)

SEASON HIGHS	
Receptions:	10 at New England (9/18/16)
Receiving Yards:	137 at New England (9/18/16)
Longest Reception:	42t vs. Cleveland (9/25/16)
TD Receptions:	1 vs. Cleveland (9/25/16)
Rushes:	2 vs. Cleveland (9/25/16)
Rushing Yards:	16 vs. Cleveland (9/25/16)
Longest Rush:	13 vs. Cleveland (9/25/16)





36 // CB

TONY LIPPETT

HT: 6-3 // WT: 194 // BORN: 7/2/92
COLLEGE: MICHIGAN STATE '15 // ACQUIRED: D5D, 2015
NFL: SECOND SEASON // DOLPHINS: SECOND SEASON

KEY TRANSACTIONS

- Originally was a fifth-round selection (156th overall) of the Dolphins in the 2015 NFL Draft

2016 - Led the team with seven solo tackles and two interceptions in the 31-24 victory at **San Diego (11/13)** ... Intercepted a QB Philip Rivers pass intended for WR Tyrell Williams in the end zone with 12:38 remaining in the fourth quarter ... This was his first career interception ... Logged another interception with 44 seconds remaining in the fourth quarter, sealing the game for Miami ... Made four tackles (three solo) vs. **N.Y. Jets (11/6)** ... Recorded four solo tackles vs.

Buffalo (10/23) ... Started vs. **Pittsburgh (10/16)** ... Recorded three tackles (one solo) ... Started vs. **Tennessee (10/9)** ... Tallied nine tackles (eight solo) ... His nine tackles were a career high ... Earned first career start at **Cincinnati (9/29)** ... Recorded career highs with six tackles (one solo) and two passes defended ... Defended a QB Andy Dalton pass intended for WR Brandon LaFell on third-and-10 in the first quarter ... His second pass break up came on third-and-13 in the second quarter ... Played on special teams vs. **Cleveland (9/25)** ... Appeared on special teams Weeks 1-2.

TONY LIPPETT'S NFL REGULAR SEASON STATISTICS

YEAR	TEAM	GP	GS	TACKLES					INTERCEPTIONS					FUMBLES		
				TOT	SOLO	ASST	SK	YDS	NO	YDS	LG	TD	PD	FF	FR	YDS
2015	Miami	9	0	10	9	1	0.0	0.0	0	0	0	0	1	0	0	0
2016	Miami	9	6	32	24	8	0.0	0.0	2	0	0	0	4	0	0	0
NFL TOTALS		18	6	42	33	9	0.0	0.0	2	0	0	0	5	0	0	0

2016 GAME-BY-GAME STATISTICS

DATE	OPPONENT	P/S	TCK	SOLO	AST	SK	YDS	INT	YDS	PD	FF	FR
9/11	at Seattle	1/0	0	0	0	0.0	0.0	0	0	0	0	0
9/18	at New England	1/0	0	0	0	0.0	0.0	0	0	0	0	0
9/25	CLEVELAND	1/0	0	0	0	0.0	0.0	0	0	0	0	0
9/29	at Cincinnati	1/1	6	1	5	0.0	0.0	0	0	2	0	0
10/9	TENNESSEE	1/1	9	8	1	0.0	0.0	0	0	0	0	0
10/16	PITTSBURGH	1/1	3	1	2	0.0	0.0	0	0	0	0	0
10/23	BUFFALO	1/1	4	4	0	0.0	0.0	0	0	0	0	0
11/6	N.Y. JETS	1/1	4	3	1	0.0	0.0	0	0	0	0	0
11/13	at San Diego	1/1	7	7	0	0.0	0.0	2	0	2	0	0
2016 TOTALS		9/6	32	24	8	0.0	0.0	2	0	4	0	0

SINGLE-GAME HIGHS

CAREER HIGHS

Tackles: 9 vs. Tennessee (10/9/16)
Sacks: -
Interceptions: 2 at San Diego (11/13/16)
Passes Defended: 2 twice, last: at San Diego (11/13/16)
Forced Fumbles: -
Fumble Recoveries: -

SEASON HIGHS

Tackles: 9 vs. Tennessee (10/9/16)
Sacks: -
Interceptions: 2 at San Diego (11/13/16)
Passes Defended: 2 twice, last: at San Diego (11/13/16)
Forced Fumbles: -
Fumble Recoveries: -





21 // CB

JORDAN LUCAS

HT: 6-0 // WT: 204 // BORN: 8/2/93
 COLLEGE: PENN STATE '16 // ACQUIRED: D6B, 2016
 NFL: ROOKIE SEASON // DOLPHINS: ROOKIE SEASON

KEY TRANSACTIONS

- Originally a sixth-round selection (204th overall) by the Dolphins in the 2016 NFL Draft

2016 - Inactive Weeks 2-3 and 9-10 ... Recorded two assisted special teams tackles vs. **Buffalo (10/23)** ... Played on special teams, but did not record any statistics Weeks 4-6 ... Made NFL and Dolphins debut on special teams at **Seattle (9/11)**.

JORDAN LUCAS' NFL REGULAR SEASON STATISTICS

YEAR	TEAM	GP	GS	TACKLES					INTERCEPTIONS					FUMBLES			
				TOT	SOLO	ASST	SK	YDS	NO	YDS	LG	TD	PD	FF	FR	YDS	
2016	Miami	5	0	0	0	0	0.0	0	0	0	0	0	0	0	0	0	0
NFL TOTALS		5	0	0	0	0	0.0	0	0	0	0	0	0	0	0	0	0

2016 GAME-BY-GAME STATISTICS

DATE	OPPONENT	P/S	TCK	SOLO	AST	SK	YDS	INT	YDS	PD	FF	FR
9/11	at Seattle	1/0	0	0	0	0.0	0.0	0	0	0	0	0
9/18	at New England						INACTIVE					
9/25	CLEVELAND						INACTIVE					
9/29	at Cincinnati	1/0	0	0	0	0.0	0.0	0	0	0	0	0
10/9	TENNESSEE	1/0	0	0	0	0.0	0.0	0	0	0	0	0
10/16	PITTSBURGH	1/0	0	0	0	0.0	0.0	0	0	0	0	0
10/23	BUFFALO	1/0	0	0	0	0.0	0.0	0	0	0	0	0
11/6	N.Y. JETS						INACTIVE					
11/13	at San Diego						INACTIVE					
2016 TOTALS		5/0	0	0	0	0.0	0.0	0	0	0	0	0

SINGLE-GAME HIGHS

CAREER HIGHS

Tackles: -

Sacks: -

Interceptions: -

Passes Defensed: -

Forced Fumbles: -

Fumble Recoveries: -

SEASON HIGHS

Tackles: -

Sacks: -

Interceptions: -

Passes Defensed: -

Forced Fumbles: -

Fumble Recoveries: -



41 // CB

**BYRON
MAXWELL**

HT: 6-1 // WT: 203 // BORN: 2/23/88
 COLLEGE: CLEMSON '11 // ACQUIRED: T, 2016 (PHI.)
 NFL: SIXTH SEASON // DOLPHINS: FIRST SEASON

KEY TRANSACTIONS

- Acquired by the Dolphins in a trade from Philadelphia on 3/9/16
- Originally a sixth-round selection (173rd overall) by Seattle in the 2011 NFL Draft

2016 - Recorded five solo tackles, one interception and two passes defended in the 31-24 win at **San Diego (11/13)** ... Picked off QB Philip Rivers with 6:59 left in the game ... Also broke up a pass intended for WR Tyrell Williams with 5:06 remaining in the fourth quarter ... Registered four tackles (three solo) in the 27-23 victory vs. **N.Y. Jets (11/6)** ... Tallied two tackles (one solo) in the 28-25

win vs. **Buffalo (10/23)** ... Recorded five tackles (four solo) and a career-high four passes defended in the 30-15 victory vs. **Pittsburgh (10/16)** ... Batted down a QB Ben Roethlisberger pass on third down in the third quarter, forcing the Steelers to punt ... Started vs. **Tennessee (10/9)** ... Totaled four solo tackles and one forced fumble ... Forced a TE Delanie Walker fumble in the first quarter ... Did not play at **Cincinnati (9/29)** ... Recorded seven tackles (five solo) and three passes defended in the 30-24 (OT) victory vs. **Cleveland (9/25)** ... His three passes defended tied a single-game career high ... Registered five tackles (two solo) and a forced fumble at **New England (9/18)** ... Forced a fumble from RB LaGarrette Blount in the fourth quarter with 4:45 to play, but the ball rolled out of bounds ... Made first start for the Dolphins at **Seattle (9/11)** ... Recorded four solo tackles and one pass defended ... Also served as a game captain.

BYRON MAXWELL'S NFL REGULAR SEASON STATISTICS

YEAR	TEAM	GP	GS	TACKLES					INTERCEPTIONS					FUMBLES		
				TOT	SOLO	ASST	SK	YDS	NO	YDS	LG	TD	PD	FF	FR	YDS
2011	Seattle	9	0	0	0	0	0.0	0.0	0	0	0	0	0	0	1	0
2012	Seattle	9	0	6	6	0	0.0	0.0	0	0	0	0	2	1	1	11
2013	Seattle	16	5	25	22	3	0.0	0.0	4	6	6	0	12	1	1	11
2014	Seattle	13	12	39	35	4	0.0	0.0	2	23	21	0	12	1	1	0
2015	Philadelphia	14	14	64	53	11	0.0	0.0	2	22	22	0	10	2	1	2
2016	Miami	8	8	36	28	8	0.0	0.0	1	27	27	0	10	2	0	0
NFL TOTALS		69	39	170	144	26	0.0	0.0	9	78	27	0	46	7	5	13

2016 GAME-BY-GAME STATISTICS

DATE	OPPONENT	P/S	TCK	SOLO	AST	SK	YDS	INT	YDS	PD	FF	FR
9/11	at Seattle	1/1	4	4	0	0.0	0.0	0	0	1	0	0
9/18	at New England	1/1	5	2	3	0.0	0.0	0	0	0	1	0
9/25	CLEVELAND	1/1	7	5	2	0.0	0.0	0	0	3	0	0
9/29	at Cincinnati	DID NOT PLAY										
10/9	TENNESSEE	1/1	4	4	0	0.0	0.0	0	0	0	1	0
10/16	PITTSBURGH	1/1	5	4	1	0.0	0.0	0	0	4	0	0
10/23	BUFFALO	1/1	2	1	1	0.0	0.0	0	0	0	0	0
11/6	N.Y. JETS	1/1	4	3	1	0.0	0.0	0	0	0	0	0
11/13	at San Diego	1/1	5	5	0	0.0	0.0	1	27	2	0	0
2016 TOTALS		8/8	36	28	8	0.0	0.0	1	27	10	2	0

SINGLE-GAME HIGHS


CAREER HIGHS

- Tackles:** 9 vs. Denver (9/21/14)
- Sacks:** -
- Interceptions:** 2 at N.Y. Giants (12/15/13)
- Passes Defended:** 4 vs. Pittsburgh (10/16/16)
- Forced Fumbles:** 1 six times, last: at NE (9/18/16)
- Fumble Recoveries:** 1 five times, last: vs. NO (10/11/15)

SEASON HIGHS

- Tackles:** 7 vs. Cleveland (9/25/16)
- Sacks:** -
- Interceptions:** 1 at San Diego (11/13/16)
- Passes Defended:** 4 vs. Pittsburgh (10/16/16)
- Forced Fumbles:** 1 at New England (9/18/16)
- Fumble Recoveries:** -





28 // CB

BOBBY
McCAIN

HT: 5-11 // WT: 192 // BORN: 8/18/93
COLLEGE: MEMPHIS '15 // ACQUIRED: D5A, 2015
NFL: SECOND SEASON // DOLPHINS: SECOND SEASON

KEY TRANSACTIONS

- Originally a fifth-round selection (145th overall) of the Dolphins in the 2015 NFL Draft

2016 - Made three solo tackles at **San Diego (11/13)** ... Totaled three solo tackles, one interception and one pass defended in the 27-23 win vs. **N.Y. Jets (11/6)** ... Intercepted a QB Ryan Fitzpatrick pass in the end zone intended for WR Robby Anderson in the fourth quarter ... This was his first career interception ... Recorded one solo tackle vs. **Buffalo (10/23)** ... Started vs. **Pittsburgh (10/16)** ... Registered two tackles (one solo) ... Tallied three solo tackles vs.

Tennessee (10/9) ... Also made one solo tackle on special teams ... Recorded four tackles (two solo), one sack and one pass defended at **Cincinnati (9/29)** ... Sacked QB Andy Dalton for a loss of 11 yards on third-and-7 in the third quarter, forcing the Bengals to punt on the next play ... This was the first sack of his career ... Also broke up a QB Andy Dalton pass intended for WR Tyler Boyd on third-and-4 in the third quarter ... Registered one solo tackle in the 30-24 (OT) victory vs. **Cleveland (9/25)** ... Totaled two solo tackles and one forced fumble at **New England (9/18)** ... Forced a fumble for WR Danny Amendola in the second quarter ... Recorded two tackles (one solo) at **Seattle (9/11)**.

BOBBY McCAIN'S NFL REGULAR SEASON STATISTICS

YEAR	TEAM	GP	GS	TACKLES					INTERCEPTIONS					FUMBLES		
				TOT	SOLO	ASST	SK	YDS	NO	YDS	LG	TD	PD	FF	FR	YDS
2015	Miami	16	4	22	19	3	0.0	0.0	0	0	0	0	4	0	0	0
2016	Miami	9	3	21	17	4	1.0	11.0	1	0	0	0	2	1	0	0
NFL TOTALS		25	7	43	36	7	1.0	11.0	1	0	0	0	6	1	0	0

2016 GAME-BY-GAME STATISTICS

DATE	OPPONENT	P/S	TCK	SOLO	AST	SK	YDS	INT	YDS	PD	FF	FR
9/11	at Seattle	1/0	2	1	1	0.0	0.0	0	0	0	0	0
9/18	at New England	1/0	2	2	0	0.0	0.0	0	0	0	1	0
9/25	CLEVELAND	1/0	1	1	0	0.0	0.0	0	0	0	0	0
9/29	at Cincinnati	1/0	4	2	2	1.0	11.0	0	0	1	0	0
10/9	TENNESSEE	1/0	3	3	0	0.0	0.0	0	0	0	0	0
10/16	PITTSBURGH	1/1	2	1	1	0.0	0.0	0	0	0	0	0
10/23	BUFFALO	1/1	1	1	0	0.0	0.0	0	0	0	0	0
11/6	N.Y. JETS	1/1	3	3	0	0.0	0.0	1	0	1	0	0
11/13	at San Diego	1/0	3	3	0	0.0	0.0	0	0	0	0	0
2016 TOTALS		9/3	21	17	4	1.0	11.0	1	0	2	1	0

SINGLE-GAME HIGHS

CAREER HIGHS

Tackles:	7	vs. Baltimore (12/6/15)
Sacks:	1	at Cincinnati (9/29/16)
Interceptions:	1	vs. N.Y. Jets (11/6/16)
Passes Defensed:	2	vs. Houston (10/25/15)
Forced Fumbles:	1	at New England (9/18/16)
Fumble Recoveries:	–	

SEASON HIGHS

Tackles:	4	at Cincinnati (9/29/16)
Sacks:	1	at Cincinnati (9/29/16)
Interceptions:	1	vs. N.Y. Jets (11/6/16)
Passes Defensed:	1	twice, last: vs. N.Y. Jets (11/6/16)
Forced Fumbles:	1	at New England (9/18/16)
Fumble Recoveries:	–	





90 // DT

EARL MITCHELL

HT: 6-3 // WT: 310 // BORN: 9/25/87
 COLLEGE: ARIZONA '10 // ACQUIRED: UFA, 2014 (HOU.)
 NFL: SEVENTH SEASON // DOLPHINS: THIRD SEASON

- KEY TRANSACTIONS**
- Signed by the Dolphins as an unrestricted free agent on 3/12/14
 - Originally a third-round selection (81st overall) of Houston in the 2010 NFL Draft

2016 - Returned to action in the 31-24 victory at **San Diego (11/13)** ... Recorded four solo tackles and two tackles for loss ... Activated from Injured Reserve on 11/10 ... Placed on Injured Reserve on 9/14 ... Recorded one assisted tackle at **Seattle (9/11)**.

EARL MITCHELL'S NFL REGULAR SEASON STATISTICS

YEAR	TEAM	GP	GS	TACKLES					INTERCEPTIONS					FUMBLES			
				TOT	SOLO	ASST	SK	YDS	NO	YDS	LG	TD	PD	FF	FR	YDS	
2010	Houston	15	0	28	18	10	1.0	8.0	0	0	0	0	0	0	0	0	0
2011	Houston	16	0	27	14	13	1.0	0.0	0	0	0	0	1	0	2	0	0
2012	Houston	16	3	31	19	12	0.0	0.0	0	0	0	0	3	1	0	0	0
2013	Houston	16	14	48	30	18	1.5	9.5	0	0	0	0	0	0	0	0	0
2014	Miami	16	4	33	21	12	2.0	12.0	0	0	0	0	1	0	0	0	0
2015	Miami	12	12	22	14	8	0.0	0.0	0	0	0	0	0	0	0	0	0
2016	Miami	2	0	5	4	1	0.0	0.0	0	0	0	0	0	0	0	0	0
NFL TOTALS		93	33	194	120	74	5.5	29.5	0	0	-	0	5	1	2	0	0

2016 GAME-BY-GAME STATISTICS

DATE	OPPONENT	P/S	TCK	SOLO	AST	SK	YDS	INT	YDS	PD	FF	FR
9/11	at Seattle	1/0	1	0	1	0.0	0.0	0	0	0	0	0
9/18	at New England						INJURED RESERVE					
9/25	CLEVELAND						INJURED RESERVE					
9/29	at Cincinnati						INJURED RESERVE					
10/9	TENNESSEE						INJURED RESERVE					
10/16	PITTSBURGH						INJURED RESERVE					
10/23	BUFFALO						INJURED RESERVE					
11/6	N.Y. JETS						INJURED RESERVE					
11/13	at San Diego	1/0	4	4	0	0.0	0.0	0	0	0	0	0
2016 TOTALS		2/0	5	4	1	0.0	0.0	0	0	0	0	0

SINGLE-GAME HIGHS

CAREER HIGHS

Tackles: 6 vs. Tennessee (1/1/12)

Sacks: 1 five times, last: vs. Buffalo (11/13/14)

Interceptions: –

Passes Defensed: 2 at Denver (9/23/12)

Forced Fumbles: 1 at New England (12/10/12)

Fumble Recoveries: 1 twice, last: at Cincinnati (12/11/11)

SEASON HIGHS

Tackles: 4 at San Diego (11/13/16)

Sacks: –

Interceptions: –

Passes Defensed: –

Forced Fumbles: –

Fumble Recoveries: –



8 // QB

MATT MOORE

HT: 6-3 // WT: 225 // BORN: 8/9/84
 COLLEGE: OREGON STATE '07 // ACQUIRED: UFA, 2011 (CAR.)
 NFL: 10TH SEASON // DOLPHINS: SIXTH SEASON

- KEY TRANSACTIONS**
- Signed by the Dolphins as an unrestricted free agent from Carolina on 7/29/11
 - Signed as an undrafted college free agent by Dallas on 5/14/07

2016 - Did not play Weeks 1-10.

MATT MOORE'S NFL REGULAR SEASON PASSING STATISTICS

		GP	GS	ATT	CMP	PCT	YDS		TD	INT	LG	SK	YDS	RATE
YEAR	TEAM						YDS	ATT					LST	
2007	Carolina	9	3	111	63	56.8	730	6.6	3	5	57	6	40	67.0
2008	Carolina	INACTIVE												
2009	Carolina	7	5	138	85	61.6	1,053	7.6	8	2	66	9	78	98.5
2010	Carolina	6	5	143	79	55.2	857	6.0	5	10	39	13	90	55.6
2011	Miami	13	12	347	210	60.5	2,497	7.2	16	9	65t	36	229	87.1
2012	Miami	2	0	19	11	57.9	131	6.9	1	0	37	2	9	96.6
2013	Miami	1	0	6	2	33.3	53	8.8	0	2	50	0	0	27.1
2014	Miami	2	0	4	2	50.0	21	5.3	0	0	14	0	0	65.6
2015	Miami	1	0	1	1	100.0	14	14.0	0	0	14	0	0	118.8
2016	Miami	0	0	0	0	0.0	0	0.0	0	0	0	0	0	0.0
NFL TOTALS		41	25	769	453	58.9	5,356	7.0	33	28	66	66	446	79.3

Career Regular Season Record As A Starter: (Carolina) 2-1 in 2007, 4-1 in 2009, 1-4 in 2010; (Miami) 6-6 in 2011 for total of 13-12.

MATT MOORE'S NFL REGULAR SEASON RUSHING STATISTICS

YEAR	TEAM	NO	YDS	AVG	LG	TD
2007	Carolina	3	5	1.7	5	0
2008	Carolina	INACTIVE				
2009	Carolina	12	-3	-0.3	5	0
2010	Carolina	5	25	5.0	8	0
2011	Miami	32	65	2.0	16	2
2012	Miami	5	-3	-0.6	1	0
2013	Miami	0	0	0.0	0	0
2014	Miami	2	-2	-1.0	-1	0
2015	Miami	3	-2	-0.7	0	0
2016	Miami	0	0	0.0	0	0
NFL TOTALS		62	85	1.4	16	2

2016 GAME-BY-GAME STATISTICS

DATE	OPPONENT	P/S	PASSING							RUSHING				W/L	SCORE
			ATT	CMP	YDS	PCT	TD	INT	LG	SK/YDS	ATT	YDS	LG		
9/11	at Seattle		DID NOT PLAY												
9/18	at New England		DID NOT PLAY												
9/25	CLEVELAND		DID NOT PLAY												
9/29	at Cincinnati		DID NOT PLAY												
10/9	TENNESSEE		DID NOT PLAY												
10/16	PITTSBURGH		DID NOT PLAY												
10/23	BUFFALO		DID NOT PLAY												
11/6	N.Y. JETS		DID NOT PLAY												
11/13	at San Diego		DID NOT PLAY												
2016 TOTALS															



SINGLE-GAME HIGHS

	CAREER HIGHS		SEASON HIGHS
Pass Attempts:	41	vs. San Francisco (10/24/10)	–
Pass Completions:	28	vs. San Francisco (10/24/10)	–
Yards Passing:	308	vs. San Francisco (10/24/10)	–
TD Passes:	3	five times, last: at NE (12/24/11)	–
Longest Pass:	66	vs. Tampa Bay (12/6/09)	–
Completion Pct. (Min. 10 att.)	75.0	at N.Y. Giants (12/27/09)	–
Passer Rating:	147.5	at Kansas City (11/6/11)	–
Rush Attempts:	5	three times, last: vs. Oak. (12/4/11)	–
Rushing Yards:	31	at N.Y. Giants (10/30/11)	–
Long Run:	16	at N.Y. Giants (10/30/11)	–
Rushing TDs:	1	twice, last: vs. Oakland (12/4/11)	–





96 // DT

LEON ORR

HT: 6-5 // WT: 320 // BORN: 2/11/92
COLLEGE: FLORIDA '14 // ACQUIRED: FA, 2016
NFL: FIRST SEASON // DOLPHINS: FIRST SEASON

- KEY TRANSACTIONS
- Activated from the Dolphins practice squad on 10/12/16
 - Signed to the Dolphins' practice squad on 9/20/16
 - Originally signed as an undrafted college free agent by Oakland on 5/8/15

2016 - Recorded one solo tackle vs. **San Diego (11/13)** ... Played, but did not record any statistics Weeks 6-9 ... Made his Dolphins debut vs. **Pittsburgh (10/16)**.

LEON ORR'S NFL REGULAR SEASON STATISTICS

YEAR	TEAM	GP	GS	TACKLES					INTERCEPTIONS					FUMBLES			
				TOT	SOLO	ASST	SK	YDS	NO	YDS	LG	TD	PD	FF	FR	YDS	
2015	Oakland	3	0	2	1	1	0.0	0.0	0	0	0	0	0	0	0	0	0
2016	Miami	4	0	1	1	0	0.0	0.0	0	0	0	0	0	0	0	0	0
NFL TOTALS		7	0	3	2	1	0.0	0.0	0	0	0	0	1	0	0	0	

2016 GAME-BY-GAME STATISTICS

DATE	OPPONENT	P/S	TCK	SOLO	AST	SK	YDS	INT	YDS	PD	FF	FR
9/11	at Seattle											
9/18	at New England											
9/25	CLEVELAND											
9/29	at Cincinnati											
10/9	TENNESSEE											
10/16	PITTSBURGH	1/0	0	0	0	0.0	0.0	0	0	0	0	0
10/23	BUFFALO	1/0	0	0	0	0.0	0.0	0	0	0	0	0
11/6	N.Y. JETS	1/0	0	0	0	0.0	0.0	0	0	0	0	0
11/13	at San Diego	1/0	1	1	0	0.0	0.0	0	0	0	0	0
2016 TOTALS		4/0	1	1	0	0.0	0.0	0	0	0	0	0

SINGLE-GAME HIGHS

CAREER HIGHS

Tackles: 1 three times, last: at San Diego (11/13/16)

Sacks: -

Interceptions: -

Passes Defensed: 1 vs. San Diego (12/24/16)

Forced Fumbles: -

Fumble Recoveries: -

SEASON HIGHS

Tackles: 1 at San Diego (11/13/16)

Sacks: -

Interceptions: -

Passes Defensed: -

Forced Fumbles: -

Fumble Recoveries: -





11 // WR

**DeVANTE
PARKER**

HT: 6-3 // WT: 212 // BORN: 1/20/93
 COLLEGE: LOUISVILLE '15 // ACQUIRED: D1, 2015
 NFL: SECOND SEASON // DOLPHINS: SECOND SEASON

KEY TRANSACTIONS

- Originally a first-round draft selection (14th overall) of the Dolphins in the 2015 NFL Draft

quarter ... Recorded five catches for 28 yards (5.6 avg.) vs. **Pittsburgh (10/16)** ... His 11-yard reception in the third quarter placed the Dolphins at first-and-goal, setting the Dolphins up for a RB Jay Ajayi 1-yard touchdown run ... Caught two passes for 70 yards (35.0 avg.) vs. **Tennessee (10/9)** ... Hauled in a 50-yard reception from QB Ryan Tannehill in the third quarter ... Recorded two receptions for 20 yards (10.0 avg.) at **Cincinnati (9/29)** ... His longest catch on the day was a 15-yard pass from QB Ryan Tannehill for a first down in the fourth quarter ... Registered three catches for 51 yards (17.0 avg.) and one touchdown vs. **Cleveland (9/25)** ... Hauled in a 26-yard touchdown reception from QB Ryan Tannehill in the first quarter... Made his 2016 debut for the Dolphins at **New England (9/18)** ... Recorded a career-high eight receptions and matched his career high with 106 yards (13.3 avg.) ... Hauled in a 28-yard catch in the third quarter ... Marked his second-consecutive 100-yard receiving game dating back to 2015 ... All eight receptions came in the second half ... Inactive due to injury at **Seattle (9/11)**.

DeVANTE PARKER'S NFL REGULAR SEASON STATISTICS													
YEAR	TEAM	GP	GS	RECEIVING					RUSHING				
				NO	YDS	AVG	LG	TD	ATT	YDS	AVG	LG	TD
2015	Miami	14	4	26	494	19.0	49	3	0	0	0.0	0	0
2016	Miami	8	4	30	406	13.5	56	1	0	0	0.0	0	0
NFL TOTALS		22	8	56	900	16.1	56	4	0	0	-	-	0

2016 GAME-BY-GAME STATISTICS

DATE	OPPONENT	P/S	RECEIVING					RUSHING					W/L	SCORE	
			NO	YDS	AVG	LG	TD	ATT	YDS	AVG	LG	TD			
9/11	at Seattle		INACTIVE												
9/18	at New England	1/1	8	106	13.3	28	0	0	0	0.0	0	0	L	24-31	
9/25	CLEVELAND	1/1	3	51	17.0	26t	1	0	0	0.0	0	0	W	30-24 (OT)	
9/29	at Cincinnati	1/1	2	20	10.0	15	0	0	0	0.0	0	0	L	7-22	
10/9	TENNESSEE	1/0	2	70	35.0	50	0	0	0	0.0	0	0	L	17-30	
10/16	PITTSBURGH	1/0	5	28	5.6	11	0	0	0	0.0	0	0	W	30-15	
10/23	BUFFALO	1/0	3	20	6.7	9	0	0	0	0.0	0	0	W	28-25	
11/6	N.Y. JETS	1/0	2	8	4.0	4	0	0	0	0.0	0	0	W	27-23	
11/13	at San Diego	1/1	5	103	20.6	56	0	0	0	0.0	0	0	W	31-24	
2016 TOTALS		8/4	30	406	13.5	56	1	0	0	0.0	0	0			

SINGLE-GAME HIGHS

CAREER HIGHS

Receptions: 8 at New England (9/18/16)
Receiving Yards: 106 twice, last: at New England (9/18/16)
Longest Reception: 56 at San Diego (11/13/16)
TD Receptions: 1 three times, last: vs. NE (1/3/16)
Rushes: -
Rushing Yards: -
Longest Rush: -

SEASON HIGHS

Receptions: 8 at New England (9/18/16)
Receiving Yards: 106 at New England (9/18/16)
Longest Reception: 56 at San Diego (11/13/16)
TD Receptions: 1 vs. Cleveland (9/25/16)
Rushes: -
Rushing Yards: -
Longest Rush: -





42 // LB

**SPENCER
PAYSINGER**

HT: 6-2 // WT: 249 // BORN: 6/28/88
 COLLEGE: OREGON '11 // ACQUIRED: UFA, 2015 (NYG)
 NFL: SIXTH SEASON // DOLPHINS: SECOND SEASON

- KEY TRANSACTIONS**
- Signed by the Dolphins as an unrestricted free agent on 4/2/15
 - Originally signed as an undrafted college free agent by N.Y. Giants on 7/28/11

2016 - Appeared on special teams, but did not record any statistics at **San Diego (11/13)** ... Led the team with five solo tackles and one fumble recovery in the 27-23 win vs. **N.Y. Jets (11/6)** ... Played, but did not record any statistics vs. **Buffalo (10/23)** ... Registered two solo tackles vs. **Pittsburgh (10/16)** ... Recorded two solo tackles vs. **Tennessee (10/9)** ... Tallied two tackles (one solo) and one pass defended at **Cincinnati (9/29)** ... Broke up a QB Andy Dalton at **Cleveland (9/25)** ... Recorded one assisted special teams tackle at **New England (9/18)** ... Recorded one special teams tackle at **Seattle (9/11)**.

SPENCER PAYSINGER'S NFL REGULAR SEASON STATISTICS

YEAR	TEAM	GP	GS	TACKLES					INTERCEPTIONS					FUMBLES			
				TOT	SOLO	ASST	SK	YDS	NO	YDS	LG	TD	PD	FF	FR	YDS	
2011	N.Y. Giants	15	0	5	5	0	0.0	0.0	0	0	0	0	0	0	0	1	0
2012	N.Y. Giants	16	3	19	11	8	0.0	0.0	0	0	0	0	0	0	1	1	0
2013	N.Y. Giants	16	10	66	58	8	1.0	0.0	0	0	0	0	1	0	1	0	
2014	N.Y. Giants	15	1	5	4	1	0.0	0.0	0	0	0	0	0	0	0	0	
2015	Miami	14	0	10	8	2	0.0	0.0	0	0	0	0	0	0	0	0	
2016	Miami	8	0	11	10	1	0.0	0.0	0	0	0	0	1	0	1	0	
NFL TOTALS		84	14	116	96	20	1.0	0.0	0	0	0	0	2	1	4	0	


2016 GAME-BY-GAME STATISTICS

DATE	OPPONENT	P/S	TCK	SOLO	AST	SK	YDS	INT	YDS	PD	FF	FR
9/11	at Seattle	1/0	0	0	0	0.0	0.0	0	0	0	0	0
9/18	at New England	1/0	0	0	0	0.0	0.0	0	0	0	0	0
9/25	CLEVELAND						INACTIVE					
9/29	at Cincinnati	1/0	2	1	1	0.0	0.0	0	0	1	0	0
10/9	TENNESSEE	1/0	2	2	0	0.0	0.0	0	0	0	0	0
10/16	PITTSBURGH	1/0	2	2	0	0.0	0.0	0	0	0	0	0
10/23	BUFFALO	1/0	0	0	0	0.0	0.0	0	0	0	0	0
11/6	N.Y. JETS	1/0	5	5	0	0.0	0.0	0	0	0	0	1
11/13	at San Diego	1/0	0	0	0	0.0	0.0	0	0	0	0	0
2016 TOTALS		8/0	11	10	1	0.0	0.0	0	0	1	0	1

SINGLE-GAME HIGHS

	CAREER HIGHS		SEASON HIGHS
Tackles:	9 vs. Philadelphia (10/6/13)	Tackles:	5 vs. N.Y. Jets (11/6/16)
Sacks:	1 at Kansas City (9/29/13)	Sacks:	–
Interceptions:	–	Interceptions:	–
Passes Defensed:	1 twice, last: at Cincinnati (9/29/16)	Passes Defensed:	1 at Cincinnati (9/29/16)
Forced Fumbles:	1 at Carolina (9/20/12)	Forced Fumbles:	–
Fumble Recoveries:	1 four times, last: vs. N.Y. Jets (11/6/16)	Fumble Recoveries:	1 vs. N.Y. Jets (11/6/16)





97 // DT

**JORDAN
PHILLIPS**

HT: 6-6 // WT: 335 // BORN: 10/15/92
 COLLEGE: OKLAHOMA '15 // ACQUIRED: D2, 2015
 NFL: SECOND SEASON // DOLPHINS: SECOND SEASON

KEY TRANSACTIONS

- Originally a second-round selection (52nd overall) of the Dolphins in the 2015 NFL Draft

two solo tackles and one tackle for loss at **Cincinnati (9/29)** ... Started vs. **Cleveland (9/25)**, but did not record any statistics ... Totaled two assisted tackles at **New England (9/18)** ... Recorded four assisted tackles, 0.5 sacks and one QBH in the season opener at **Seattle (9/11)** ... Pushed Seattle's left guard into QB Russell Wilson, causing a fumble recovered by the Dolphins.

JORDAN PHILLIPS' NFL REGULAR SEASON STATISTICS																
YEAR	TEAM	GP	GS	TACKLES					INTERCEPTIONS					FUMBLES		
				TOT	SOLO	ASST	SK	YDS	NO	YDS	LG	TD	PD	FF	FR	YDS
2015	Miami	15	4	19	14	5	2.0	14.0	0	0	0	0	4	0	0	0
2016	Miami	9	9	14	5	9	0.5	0.0	1	17	17	0	1	0	0	0
NFL TOTALS		24	13	33	19	14	2.5	14.0	1	17	17	0	5	0	0	0

2016 GAME-BY-GAME STATISTICS

DATE	OPPONENT	P/S	TCK	SOLO	AST	SK	YDS	INT	YDS	PD	FF	FR
9/11	at Seattle	1/1	4	0	4	0.5	0.0	0	0	0	0	0
9/18	at New England	1/1	2	0	2	0.0	0.0	0	0	0	0	0
9/25	CLEVELAND	1/1	0	0	0	0.0	0.0	0	0	0	0	0
9/29	at Cincinnati	1/1	2	2	0	0.0	0.0	0	0	0	0	0
10/9	TENNESSEE	1/1	2	1	1	0.0	0.0	0	0	0	0	0
10/16	PITTSBURGH	1/1	0	0	0	0.0	0.0	0	0	0	0	0
10/23	BUFFALO	1/1	1	0	1	0.0	0.0	0	0	0	0	0
11/6	N.Y. JETS	1/1	1	1	0	0.0	0.0	1	17	1	0	0
11/13	at San Diego	1/1	2	1	1	0.0	0.0	0	0	0	0	0
2016 TOTALS		9/9	14	5	9	0.5	0.0	1	17	1	0	0

SINGLE-GAME HIGHS

CAREER HIGHS

Tackles: 4 twice, last: at Seattle (9/11/16)
Sacks: 1 twice, last: at Buffalo (11/8/15)
Interceptions: 1 vs. N.Y. Jets (11/6/16)
Passes Defensed: 2 vs. Dallas (11/22/15)
Forced Fumbles: –
Fumble Recoveries: –

SEASON HIGHS

Tackles: 4 at Seattle (9/11/16)
Sacks: 0.5 at Seattle (9/11/16)
Interceptions: 1 vs. N.Y. Jets (11/6/16)
Passes Defensed: 1 vs. N.Y. Jets (11/6/16)
Forced Fumbles: –
Fumble Recoveries: –





40 // CB

**LAFAYETTE
PITTS**

HT: 5-11 // WT: 196 // BORN: 9/24/92
 COLLEGE: PITTSBURGH '16 // ACQUIRED: FA, 2016
 NFL: ROOKIE SEASON // DOLPHINS: ROOKIE SEASON

KEY TRANSACTIONS

- Signed by the Dolphins as an undrafted college free agent on 5/6/16

2016 - Played on special teams, but did not record any statistics at **San Diego (11/13)** ... Activated to the 53-man roster on 11/7 ... Spent Weeks 1-9 on the Dolphins' practice squad.

LAFAYETTE PITTS' NFL REGULAR SEASON STATISTICS

YEAR	TEAM	GP	GS	TACKLES					INTERCEPTIONS					FUMBLES			
				TOT	SOLO	ASST	SK	YDS	NO	YDS	LG	TD	PD	FF	FR	YDS	
2016	Miami	1	0	0	0	0	0.0	0.0	0	0	0	0	0	0	0	0	0
NFL TOTALS		1	0	0	0	0	0.0	0.0	0	0	0	0	0	0	0	0	0

2016 GAME-BY-GAME STATISTICS

DATE	OPPONENT	P/S	TCK	SOLO	AST	SK	YDS	INT	YDS	PD	FF	FR
9/11	at Seattle											
9/18	at New England											
9/25	CLEVELAND											
9/29	at Cincinnati											
10/9	TENNESSEE											
10/16	PITTSBURGH											
10/23	BUFFALO											
11/6	N.Y. JETS											
11/13	at San Diego	1/0	0	0	0	0.0	0.0	0	0	0	0	0
2016 TOTALS		1/0	0	0	0	0.0	0.0	0	0	0	0	0

SINGLE-GAME HIGHS

CAREER HIGHS

Tackles: -

Sacks: -

Interceptions: -

Passes Defensed: -

Forced Fumbles: -

Fumble Recoveries: -

SEASON HIGHS

Tackles: -

Sacks: -

Interceptions: -

Passes Defensed: -

Forced Fumbles: -

Fumble Recoveries: -




51 // C

**MIKE
POUNCEY**

HT: 6-5 // WT: 299 // BORN: 7/24/89
 COLLEGE: FLORIDA '11 // ACQUIRED: D1, 2011
 NFL: SIXTH SEASON // DOLPHINS: SIXTH SEASON

KEY TRANSACTIONS

- Originally a first-round draft selection (15th overall) of the Dolphins in the 2011 NFL Draft

2016 - Started in the 31-24 win at **San Diego (11/13)** ... QB Ryan Tannehill completed 17-of-24 throws (70.1 pct.) for 240 yards and two touchdowns ... Tannehill posted a season high 130.6 QB rating ... Also blocked for a run game that amassed 106 yards (4.2 avg.) and one touchdown on 25 attempts ... Started in the 27-23 victory vs. **N.Y. Jets (11/6)** ... Protected QB Ryan Tannehill who completed 17-of-28 (60.7 pct.) passes for 149 yards and one touchdown ... Also


blocked for RB Jay Ajayi who carried the ball 24 times for 111 yards (4.6 avg.) and one touchdown ... This was the third consecutive game Ajayi topped the 100-yard rushing mark ... Started in the 28-25 win vs. **Buffalo (10/23)** ... Protected QB Ryan Tannehill who completed 15-of-25 passes (60 pct.) for 204 yards and one touchdown ... Tannehill also posted a 99.4 QB rating on the day ... Blocked for RB Jay Ajayi who rushed for a career-high 214 yards, the third most in a single game in franchise history ... Started vs. **Pittsburgh (10/16)** ... Protected QB Ryan Tannehill who completed 24-of-32 throws (75.0 pct.), earning a 97.4 QB rating ... Part of an o-line that did not allow a sack on the day ... Also blocked for RB Jay Ajayi who rushed for 204 yards, the fourth-most in a single game in team history ... Marked his first football game at any level against twin brother C Maurkice Pouncey ... Made his first start of the season vs. **Tennessee (10/9)** ... Helped QB Ryan Tannehill complete 12-of-18 passes (66.7 pct.) for 191 yards ... Blocked for RB Jay Ajayi who rushed for a career-high 13 attempts and 42 yards ... Inactive due to injury at **Cincinnati (9/29)** ... Inactive due to injury vs. **Cleveland (9/25)** ... Inactive due to injury at **New England (9/18)** ... Inactive due to injury at **Seattle (9/11)** ... Elected as a season-long team captain by his teammates.

MIKE POUNCEY'S NFL REGULAR SEASON STATISTICS

GAMES/STARTS: 2011: 16/16, 2012: 16/16, 2013: 14/14, 2014: 12/12, 2015: 14/14, 2016: 5/5

NFL TOTALS: 77/77





30 // S

**BACARRI
RAMBO**

HT: 6-0 // WT: 211 // BORN: 6/27/90
COLLEGE: GEORGIA '13 // ACQUIRED: FA, 2016
NFL: FOURTH SEASON // DOLPHINS: FIRST SEASON

KEY TRANSACTIONS

- Signed by the Dolphins as a free agent on 10/25/16
- Originally a sixth-round selection (191st overall) of Washington in the 2013 NFL Draft

2016 - Registered one assisted tackle at **San Diego (11/13)** ... Made Dolphins debut vs. **N.Y. Jets (11/6)** ... Recorded one solo tackle ... Signed by the Dolphins as a free agent on 10/25 ... Not on an NFL roster Weeks 1-7.

BACARRI RAMBO'S NFL REGULAR SEASON STATISTICS

YEAR	TEAM	GP	GS	TACKLES					INTERCEPTIONS					FUMBLES			
				TOT	SOLO	ASST	SK	YDS	NO	YDS	LG	TD	PD	FF	FR	YDS	
2013	Washington	11	3	38	29	9	1.0	4.0	0	0	0	0	0	0	0	0	0
2014	Washington	2	0	2	1	1	0.0	0.0	0	0	0	0	0	0	0	0	0
	Buffalo	4	0	2	1	1	0.0	0.0	2	44	28	0	2	0	0	0	0
2015	Buffalo	15	8	58	44	14	1.0	8.0	1	0	0	0	6	2	1	0	0
2016	Miami	2	0	2	1	1	0.0	0.0	0	0	0	0	1	0	0	0	0
NFL TOTALS		34	11	102	76	26	2.0	12.0	3	44	28	0	8	2	1	0	0

2016 GAME-BY-GAME STATISTICS

DATE	OPPONENT	P/S	TCK	SOLO	AST	SK	YDS	INT	YDS	PD	FF	FR
9/11	at Seattle											
9/18	at New England											
9/25	CLEVELAND											
9/29	at Cincinnati											
10/9	TENNESSEE											
10/16	PITTSBURGH											
10/23	BUFFALO											
11/6	N.Y. JETS	1/0	1	1	0	0.0	0.0	0	0	0	0	0
11/13	at San Diego	1/0	1	0	1	0.0	0.0	0	0	0	0	0
2016 TOTALS		2/0	2	1	1	0.0	0.0	0	0	0	0	0

SINGLE-GAME HIGHS

CAREER HIGHS

Tackles: 10 vs. Philadelphia (9/9/13)

Sacks: 1 twice, last: vs. Houston (12/6/15)

Interceptions: 2 vs. Green Bay (12/14/14)

Passes Defensed: 3 vs. Houston (12/6/15)

Forced Fumbles: 2 at N.Y. Jets (11/12/15)

Fumble Recoveries: 1 at N.Y. Jets (11/12/15)

SEASON HIGHS

Tackles: 1 twice, last: at San Diego (11/13/16)

Sacks: –


Interceptions: –

Passes Defensed: –

Forced Fumbles: –

Fumble Recoveries: –





80 // TE

DION SIMS

HT: 6-4 // WT: 271 // BORN: 2/18/91
COLLEGE: MICHIGAN STATE '13 // ACQUIRED: D4B, 2013
NFL: FOURTH SEASON // DOLPHINS: FOURTH SEASON

KEY TRANSACTIONS

- Originally a fourth-round selection (106th overall) of the Dolphins in the 2013 NFL Draft

2016 - Returned to action at **San Diego (11/13)**, but did not record any statistics ... Inactive due to injury Weeks 7-9 ... Started vs. **Pittsburgh (10/16)** ... Caught one pass for 12 yards (12.0 avg.) ... Left the game due to injury in the third quarter ... Recorded one catch for 6 yards vs. **Tennessee (10/9)** ... Started at **Cincinnati (9/29)** ... Recorded one reception for 9 yards ... Talled four receptions for 45 yards (11.5 avg.) vs. **Cleveland (9/25)** ... Longest catch on the day was an 18-yard pass from QB Ryan Tannehill ... Recorded one catch for 21 yards at **New England (9/18)** ... Played, but did not record any statistics at **Seattle (9/11)**.

DION SIMS' NFL REGULAR SEASON STATISTICS

YEAR	TEAM	GP	GS	RECEIVING					RUSHING				
				NO	YDS	AVG	LG	TD	ATT	YDS	AVG	LG	TD
2013	Miami	15	5	6	32	5.3	8	1	0	0	0.0	0	0
2012	Miami	14	2	24	284	11.8	38	2	0	0	0.0	0	0
2015	Miami	13	4	18	127	7.1	22	1	0	0	0.0	0	0
2016	Miami	7	4	8	94	11.8	21	0	0	0	0.0	0	0
NFL TOTALS		49	15	56	537	9.6	38	4	0	0	0.0	0	0

2016 GAME-BY-GAME STATISTICS

DATE	OPPONENT	P/S	RECEIVING					RUSHING					W/L	SCORE
			NO	YDS	AVG	LG	TD	ATT	YDS	AVG	LG	TD		
9/11	at Seattle	1/0	0	0	0.0	0	0	0	0	0.0	0	0	L	10-12
9/18	at New England	1/0	1	21	21.0	21	0	0	0	0.0	0	0	L	24-31
9/25	CLEVELAND	1/0	4	46	11.5	18	0	0	0	0.0	0	0	W	30-24 (OT)
9/29	at Cincinnati	1/1	1	9	9.0	9	0	0	0	0.0	0	0	L	7-22
10/9	TENNESSEE	1/1	1	6	6.0	6	0	0	0	0.0	0	0	L	17-30
10/16	PITTSBURGH	1/1	1	12	12.0	12	0	0	0	0.0	0	0	W	30-15
10/23	BUFFALO			INACTIVE										
11/6	N.Y. JETS			INACTIVE										
11/13	at San Diego	1/1	0	0	0.0	0	0	0	0	0.0	0	0	W	31-24
2016 TOTALS		7/4	8	94	11.8	21	0	0	0	0.0	0	0		

SINGLE-GAME HIGHS

CAREER HIGHS

Receptions: 4 four times, last: vs. Cle. (9/25/16)
Receiving Yards: 58 at N.Y. Jets (12/1/14)
Longest Reception: 38 at Jacksonville (10/26/14)
TD Receptions: 1 four times, last: at Tenn. (10/18/15)

SEASON HIGHS

Receptions: 4 vs. Cleveland (9/25/16)
Receiving Yards: 46 vs. Cleveland (9/25/16)
Longest Reception: 21 at New England (9/18/16)
TD Receptions: -




65 // C/G

ANTHONY STEEN

HT: 6-3 // WT: 313 // BORN: 5/9/90
 COLLEGE: ALABAMA '14 // ACQUIRED: FA, 2016
 NFL: FIRST SEASON // DOLPHINS: FIRST SEASON

KEY TRANSACTIONS

- Signed by the Dolphins as a free agent on 1/5/16
- Originally signed as an undrafted college free agent by Arizona on 5/12/14

2016 - Played on special teams, but did not record any statistics at **San Diego (11/13)** ... Saw action on offense for one snap ... Appeared on special teams, but did not record any statistics Weeks 7-9 ... Played vs. **Pittsburgh (10/16)** ... Entered the game at left guard for three plays in place of an injured G/T Laremy Tunsil ... Saw action on special teams, but did not record any statistics vs. **Tennessee (10/9)** ... Inactive due to injury at **Cincinnati (9/29)** ... Started

vs. **Cleveland (9/25)** ... Protected QB Ryan Tannehill who completed 25-of-39 passes (64.1 pct.) for 319 yards and three touchdowns ... Also blocked for a Dolphins run game that rushed for 115 yards and one touchdown on 25 attempts (4.6 avg.) ... Left the game due to injury in the fourth quarter ... Started at **New England (9/18)** ... Helped QB Ryan Tannehill compete 32-of-45 passes for 389 yards and two touchdowns ... O-line did not allow a sack in the game... Also blocked for the Dolphins run game, which totaled 16 attempts for 70 yards (4.4 avg.) and one touchdown ... Appeared in first NFL game and started at **Seattle (9/11)** ... Protected QB Ryan Tannehill who completed 16-of-29 for 186 yards and a 74.8 QB rating.

ANTHONY STEEN'S NFL REGULAR SEASON STATISTICS

GAMES/STARTS: 2016: 8/3 **NFL TOTALS:** 8/3





10 // WR

KENNY STILLS

HT: 6-0 // WT: 195 // BORN: 4/22/92
COLLEGE: OKLAHOMA '13 // ACQUIRED: T, 2015 (NO)
NFL: FOURTH SEASON // DOLPHINS: SECOND SEASON

KEY TRANSACTIONS

- Acquired by the Dolphins in a trade (NO) on 3/13/15
- Originally a fifth-round selection (144th overall) of New Orleans in the 2013 NFL Draft

... Recorded five receptions for 100 yards (20.0 avg.) and one touchdown in the 28-25 win vs. **Buffalo (10/23)** ... Reached the 100-yard receiving benchmark for the first time this season ... Caught a 66-yard touchdown pass from QB Ryan Tannehill with 2:24 remaining in the fourth quarter to put Miami up 28-17 ... Caught two passes for 12 yards (6.0 avg.) vs. **Pittsburgh (10/16)** ... Played, but did not record any statistics vs. **Tennessee (10/9)** ... Registered one catch for a 74-yard touchdown at **Cincinnati (9/29)** ... His 74-yard touchdown reception came on the second play of the game for the Dolphins offense ... This is his longest reception as a member of the Dolphins and ranks No. 2 in his career ... Recorded five receptions for 76 yards (15.2 avg.) vs. **Cleveland (9/25)** ... Caught a 28-yard pass from QB Ryan Tannehill in the second quarter ... Hauled in two receptions for 39 yards (19.5 avg.) and one touchdown at **New England (9/18)** ... His 24-yard touchdown reception came in the third quarter ... Recorded one catch for 16 yards (16.0 avg.) at **Seattle (9/11)**.

KENNY STILLS' NFL REGULAR SEASON STATISTICS

YEAR	TEAM	GP	GS	RECEIVING					RUSHING				
				NO	YDS	AVG	LG	TD	ATT	YDS	AVG	LG	TD
2013	New Orleans	16	10	32	641	20.0	76t	5	3	10	3.3	4	0
2014	New Orleans	15	6	63	931	14.8	69t	3	1	-2	-2.0	-2	0
2015	Miami	16	8	27	440	16.3	47t	3	0	0	0.0	0	0
2016	Miami	9	9	19	375	19.7	74t	4	0	0	0.0	0	0
NFL TOTALS		56	33	141	2,387	16.9	76t	15	4	8	2.0	4	0


2016 GAME-BY-GAME STATISTICS

DATE	OPPONENT	P/S	RECEIVING					RUSHING					W/L	SCORE
			NO	YDS	AVG	LG	TD	ATT	YDS	AVG	LG	TD		
9/11	at Seattle	1/1	1	16	16.0	16	0	0	0	0.0	0	0	L	10-12
9/18	at New England	1/1	2	39	19.5	24t	1	0	0	0.0	0	0	L	24-31
9/25	CLEVELAND	1/1	5	76	15.2	28	0	0	0	0.0	0	0	W	30-24 (OT)
9/29	at Cincinnati	1/1	1	74	74.0	74t	1	0	0	0.0	0	0	L	7-22
10/9	TENNESSEE	1/1	0	0	0.0	0	0	0	0	0.0	0	0	L	17-30
10/16	PITTSBURGH	1/1	2	12	6.0	7	0	0	0	0.0	0	0	W	30-15
10/23	BUFFALO	1/1	5	100	20.0	66t	1	0	0	0.0	0	0	W	28-25
11/6	N.Y. JETS	1/1	1	11	11.0	11	0	0	0	0.0	0	0	W	27-23
11/13	at San Diego	1/1	2	47	23.5	39t	1	0	0	0.0	0	0	W	31-24
2016 TOTALS		8/8	19	375	19.7	74t	4	0	0	0.0	0	0		

SINGLE-GAME HIGHS

CAREER HIGHS		SEASON HIGHS	
Receptions:	8 vs. Baltimore (11/24/14)	Receptions:	5 twice, last: vs. Buffalo (10/23/16)
Receiving Yards:	162 at Pittsburgh (11/30/14)	Receiving Yards:	100 vs. Buffalo (10/23/16)
Longest Reception:	76t vs. Tampa Bay (12/29/13)	Longest Reception:	74t at Cincinnati (9/29/16)
TD Receptions:	2 vs. Buffalo (10/27/13)	TD Receptions:	1 four times, last: at San Diego (11/13/16)
Rushes:	1 four times, last: vs. Bal. (11/24/14)	Rushes:	–
Rushing Yards:	4 vs. Buffalo (10/27/13)	Rushing Yards:	–
Longest Rush:	4 vs. Buffalo (10/27/13)	Longest Rush:	–





93 // DT

NDAMUKONG SUH

HT: 6-4 // WT: 305 // BORN: 1/6/87
COLLEGE: NEBRASKA '09 // ACQUIRED: UFA, 2015 (DET.)
NFL: SEVENTH SEASON // DOLPHINS: SECOND SEASON

KEY TRANSACTIONS

- Signed by the Dolphins as an unrestricted free agent on 3/11/15
- Originally a first-round selection (second overall) by Detroit in the 2010 NFL Draft

2016 - Recorded five tackles (three solo), 0.5 sacks and one pass defended in the 31-24 win at **San Diego (11/13)** ... Split a sack with DE Andre Branch for a loss of 6 yards in the fourth quarter ... Also broke up a QB Philip Rivers pass intended for WR Dontrelle Inman ... Registered five tackles (four solo), one sack and one pass defended in the 27-23 victory vs. **N.Y. Jets (11/6)** ... Sacked QB

Ryan Fitzpatrick for a loss of 8 yards on third-and-6 in the fourth quarter, ending the Jets' final drive of the game and forcing a punt ... Also broke up a pass intended for WR Quincy Enunwa in the second quarter on third-and-3, holding the Jets to a field goal ... Served as a game captain ... Recorded two tackles (one solo), one sack, one tackle for loss and four quarterback hits in the 28-25 victory vs. **Buffalo (10/23)** ... Sacked QB Tyrod Taylor for a loss of 6 yards on third-and-6 in the fourth quarter, forcing Buffalo to punt ... Started his 100th career game in the 30-15 win vs. **Pittsburgh (10/16)** ... Made two tackles (one solo) ... Part of a defense that held QB Ben Roethlisberger to 57.1 QB rating, the 15th lowest single-game rating of his career ... Registered one solo tackle vs. **Tennessee (10/9)** ... Recorded five tackles (three solo) and one QBH at **Cincinnati (9/29)** ... Totaled five tackles (three solo), 1.5 sacks, one tackle for loss and one QBH vs. **Cleveland (9/25)** ... His 1.5 sacks on QB Cody Kessler were for a loss of 7.5 yards ... Led the team with 12 tackles (four solo) at **New England (9/18)** ... His 12 tackles on the day were a career high ... Recorded four tackles (two solo), one sack, one tackle for loss, three QBHs and one pass defended at **Seattle (9/11)** ... Sacked QB Russell Wilson for a 13-yard loss in the third quarter ... Reached 300 career total tackles.

NDAMUKONG SUH'S NFL REGULAR SEASON STATISTICS																
YEAR	TEAM	GP	GS	TACKLES					INTERCEPTIONS					FUMBLES		
				TOT	SOLO	ASST	SK	YDS	NO	YDS	LG	TD	PD	FF	FR	YDS
2010	Detroit	16	16	66	49	17	10.0	47.5	1	20	20	0	3	1	1	17
2011	Detroit	14	14	36	26	10	4.0	31.0	0	0	0	0	1	0	0	0
2012	Detroit	16	16	34	24	10	8.0	67.0	0	0	0	0	2	0	0	0
2013	Detroit	16	16	49	36	13	5.5	43.5	0	0	0	0	6	1	0	0
2014	Detroit	16	16	53	44	9	8.5	54.5	0	0	0	0	3	0	0	0
2015	Miami	16	16	61	39	22	6.0	41.0	0	0	0	0	5	0	0	0
2016	Miami	9	9	42	23	19	5.0	37.5	0	0	0	0	3	0	0	0
NFL TOTALS		103	103	341	241	100	47.0	322.0	1	20	20	0	23	2	1	17


2016 GAME-BY-GAME STATISTICS

DATE	OPPONENT	P/S	TCK	SOLO	AST	SK	YDS	INT	YDS	PD	FF	FR
9/11	at Seattle	1/1	4	2	2	1.0	13.0	0	0	1	0	0
9/18	at New England	1/1	12	4	8	0.0	0.0	0	0	0	0	0
9/25	CLEVELAND	1/1	5	3	2	1.5	7.5	0	0	0	0	0
9/29	at Cincinnati	1/1	5	3	2	0.0	0.0	0	0	0	0	0
10/9	TENNESSEE	1/1	1	1	0	0.0	0.0	0	0	0	0	0
10/16	PITTSBURGH	1/1	2	1	1	0.0	0.0	0	0	0	0	0
10/23	BUFFALO	1/1	2	1	1	1.0	6.0	0	0	0	0	0
11/6	N.Y. JETS	1/1	5	4	1	1.0	8.0	0	0	1	0	0
11/13	at San Diego	1/1	5	3	2	0.5	3.0	0	0	1	0	0
2016 TOTALS		9/9	42	23	19	5.0	37.5	0	0	3	0	0

SINGLE-GAME HIGHS

	CAREER HIGHS		SEASON HIGHS
Tackles:	12 at New England (9/18/16)	Tackles:	12 at New England (9/18/16)
Sacks:	2 five times, last: vs. Hou. (10/25/15)	Sacks:	1.5 vs. Cleveland (9/25/16)
Interceptions:	1 vs. St. Louis (10/10/10)	Interceptions:	–
Passes Defended:	2 three times, last: vs. Hou. (10/25/15)	Passes Defended:	1 three times, last: at San Diego (11/13/16)
Forced Fumbles:	1 twice, last: vs. Chicago (9/29/13)	Forced Fumbles:	–
Fumble Recoveries:	1 vs. Washington (10/31/10)	Fumble Recoveries:	–





17 // QB

**RYAN
TANNEHILL**

HT: **6-4** // WT: **216** // BORN: **7/27/88**
 COLLEGE: **TEXAS A&M '12** // ACQUIRED: **D1, 2012**
 NFL: **FIFTH SEASON** // DOLPHINS: **FIFTH SEASON**

KEY TRANSACTIONS

- Originally a first-round draft selection (eighth overall) of the Dolphins in the 2012 NFL Draft

2016 - Has gone 109 consecutive pass attempts without an interception through Week 10 ... Completed 17-of-24 throws (70.1 pct) for 240 yards and two touchdowns in the 31-24 victory at **San Diego (11/13)** ... Also posted a season-high 130.6 QB rating, the second best in his career ... Completed 17-of-28 (60.7 pct.) passes for 149 yards and one touchdown in the 27-23 win vs. **N.Y. Jets (11/6)** ... Hit TE Dominique Jones for a 1-yard touchdown in the second

quarter to go ahead 14-10 before halftime ... Completed 15-of-25 passes (60.0 pct) for 204 yards, one touchdown and a 99.4 QB rating in the 28-25 victory over **Buffalo (10/23)** ... Rushed six times for 21 yards (3.5 avg.) ... Longest run on the day was for 13 yards in the third quarter, setting up a RB Jay Ajayi 4-yard touchdown run ... Delivered a 66-yard strike for a touchdown to WR Kenny Stills with 2:24 remaining in the fourth quarter, putting Miami up 28-17 ... Marked a career-high five games that Tannehill has hit on a pass of 50-plus yards this season ... He is the only quarterback in the NFL that has five games with a 50-plus yard completion ... Completed 24-of-32 throws for 252 yards (75.0 pct.) and a 97.4 QB rating in the 30-15 victory vs. **Pittsburgh (10/16)** ... Also rushed twice for 3 yards (1.5 avg.) ... His 53-yard pass to TE MarQueis Gray in the second quarter was the longest on the day ... With the win, he moved into sole possession of fourth place on the team's all-time winningest quarterbacks chart .. Completed 12-of-18 passes (66.7 pct.) for 191 yards vs. **Tennessee (10/9)** ... Threw a 58-yard pass to RB Damien Williams in the second quarter, setting up a RB Jay Ajayi 4-yard touchdown run to tie the game ... Also connected with WR DeVante Parker for a 50-yard pass in the third quarter ... This was the fourth game of Tannehill's career with two or more 50-yard completions in the same game ... Completed 15-of-25 passes for 189 yards and one touchdown at **Cincinnati (9/29)** ... Posted a 80.3 QB rating ... Threw a 74-yard touchdown pass to WR Kenny Stills on the second play of the game ... Completed 25-of-39 passes (61.4 pct.) for 319 yards and three touchdowns in the 30-24 (OT) victory vs. **Cleveland (9/25)** ... Posted a 93.9 QB rating ... Also rushed once for 2 yards ... Led a three-play, 44-yard touchdown drive in overtime that won the game ... It was the eighth game-winning drive that Tannehill has led in his career and his first since Nov. 15, 2015 ... Completed 32-of-45 passes (71.1 pct.) for 387 yards and two touchdowns at **New England (9/18)** ... Posted a 93.7 QB rating ... His 387 passing yards and 32 completions both rank No. 3 in his career ... Also rushed six times for 35 yards (5.8 avg.) ... Went 22-of-27 (81.5 pct) for 273 yards and two touchdowns in the second half ... The 273 second-half passing yards were the most of his career in a single half and tied for the sixth-most in franchise history ... Completed 16-of-29 passes for 186 yards (55.2 pct.) and a 74.8 QB rating at **Seattle (9/11)** ... Also rushed five times for 17 yards (3.4 avg.) and one touchdown ... Scored a 2-yard touchdown run in the fourth quarter with 4:08 remaining in the game ... Completed 4-of-5 passes (80.0 pct.) for 82 yards on a go-ahead drive in the fourth quarter ... Selected by teammates to serve as a team captain for the 2016 season.

RYAN TANNEHILL'S NFL REGULAR SEASON PASSING STATISTICS														
YEAR	TEAM	GP	GS	ATT	CMP	PCT	YDS	YDS ATT	TD	INT	LG	SK	YDS LST	RATE
2012	Miami	16	16	484	282	58.3	3,294	6.8	12	13	80t	35	234	76.1
2013	Miami	16	16	588	355	60.4	3,913	6.7	24	17	67	58	399	81.7
2014	Miami	16	16	590	392	66.4	4,045	6.9	27	12	50	46	337	92.8
2015	Miami	16	16	586	363	61.9	4,208	7.2	24	12	54t	45	420	88.7
2016	Miami	9	9	265	173	65.3	2,117	8.0	10	7	74t	20	142	91.3
NFL TOTALS		73	73	2,513	1,565	62.3	17,577	7.0	97	61	80t	204	1,532	85.9

Career Regular Season Record As A Starter: 7-9 in 2012; 8-8 in 2013; 8-8 in 2014; 6-10 in 2015; 5-4 in 2016 for a total of 34-39.

RYAN TANNEHILL'S NFL REGULAR SEASON RUSHING STATISTICS						
YEAR	TEAM	NO	YDS	AVG	LG	TD
2012	Miami	49	211	4.3	31	2
2013	Miami	40	238	6.0	48	1
2014	Miami	56	311	5.6	40	1
2015	Miami	32	141	4.4	28	1
2016	Miami	25	91	3.6	18	1
NFL TOTALS		202	992	4.9	48	6



2016 GAME-BY-GAME STATISTICS

DATE	OPPONENT	P/S	PASSING								RUSHING				W/L	SCORE
			ATT	CMP	YDS	PCT	TD	INT	LG	SK/YDS	ATT	YDS	LG	TD		
9/11	at Seattle	1/1	29	16	186	55.2	0	0	50	5/36	5	17	11	1	L	10-12
9/18	at New England	1/1	45	32	387	71.1	2	2	33	0/0	6	35	17	0	L	24-31
9/25	CLEVELAND	1/1	39	25	319	64.1	3	2	42t	1/8	1	2	2	0	W	30-24 (OT)
9/29	at Cincinnati	1/1	25	15	189	60.0	1	1	74t	5/29	0	0	0	0	L	7-22
10/9	TENNESSEE	1/1	18	12	191	66.7	0	2	58	6/42	0	0	0	0	L	17-30
10/16	PITTSBURGH	1/1	32	24	252	75.0	0	0	53	0/0	2	3	4	0	W	30-15
10/23	BUFFALO	1/1	25	15	204	60.0	1	0	66t	1/6	6	21	13	0	W	28-25
11/6	N.Y. JETS	1/1	28	17	149	60.7	1	0	24	1/12	2	-3	-1	0	W	27-23
11/13	at San Diego	1/1	24	17	240	70.8	2	0	56	1/9	3	16	18	0	W	31-24
2016 TOTALS		9/9	265	173	2,117	65.3	10	7	74t	20/142	25	91	18	1		

SINGLE-GAME HIGHS

CAREER HIGHS

Pass Attempts:	58	at N.Y. Jets (11/29/15)
Pass Completions:	35	vs. Minnesota (12/21/14)
Yards Passing:	431	at Arizona (9/30/12)
TD Passes:	4	twice, last: vs. Houston (10/25/15)
Longest Pass:	80t	at Arizona (9/30/12)
Completion Pct. (Min. 10 att.)	94.7	vs. Houston (10/25/15)
Passer Rating:	158.3	vs. Houston (10/25/15)
Rush Attempts:	8	vs. Jacksonville (12/16/12)
Rushing Yards:	56	at Pittsburgh (12/8/13)
Long Run:	48	at Pittsburgh (12/8/13)
Rushing TDs:	1	six times, last: at Seattle (9/11/16)

SEASON HIGHS

Pass Attempts:	45	at New England (9/18/16)
Pass Completions:	32	at New England (9/18/16)
Yards Passing:	389	at New England (9/18/16)
TD Passes:	3	vs. Cleveland (9/25/16)
Longest Pass:	74t	at Cincinnati (9/29/16)
Completion Pct. (Min. 10 att.)	75.0	vs. Pittsburgh (10/16/16)
Passer Rating:	130.6	at San Diego (11/13/16)
Rush Attempts:	6	twice, last: Buffalo (10/23/16)
Rushing Yards:	35	at New England (9/18/16)
Long Run:	17	at New England (9/18/16)
Rushing TDs:	1	at Seattle (9/11/16)





31 // S

MICHAEL THOMAS

HT: 5-11 // WT: 193 // BORN: 3/17/90
COLLEGE: STANFORD '12 // ACQUIRED: FA, 2013
NFL: FOURTH SEASON // DOLPHINS: FOURTH SEASON

KEY TRANSACTIONS

- Signed by the Dolphins off San Francisco's practice squad on 12/10/13
- Signed by San Francisco as an undrafted college free agent on 5/4/12

2016 - Tallied two tackles (one solo) in the 31-24 win at **San Diego (11/13)** ... Also totaled two special teams tackles ... Made one solo tackle and one quarterback hit vs. **N.Y. Jets (11/6)** ... Also recorded one special teams tackle ... Started vs. **Buffalo (10/23)** ... Totaled three tackles (two solo) ... Also made one assisted special teams tackle ... Recorded one solo tackle vs. **Pittsburgh (10/16)** ... Also made one special teams tackle ... Registered three tackles (two solo) and one tackle for loss vs. **Tennessee (10/9)** ... Also made three special teams tackles (two solo) ... Tallied three tackles (two solo) at **Cincinnati (9/29)** ... Also made one special teams tackle and one assisted special teams tackle ... Recorded one solo tackle vs. **Cleveland (9/25)** ... Also tallied one special teams tackle ... Registered three tackles (two solo), one sack and a forced fumble at **New England (9/18/16)** ... Sacked QB Jacoby Brissett for a loss of 8 yards and a forced fumble in the fourth quarter ... The forced fumble and sack were both the first of his career ... Recorded one assisted tackle at **Seattle (9/11)** ... Also registered one special teams tackle ... Serves as a season-long captain for the Dolphins.

MICHAEL THOMAS' NFL REGULAR SEASON STATISTICS

YEAR	TEAM	GP	GS	TACKLES				INTERCEPTIONS					FUMBLES			
				TOT	SOLO	ASST	SK	YDS	NO	YDS	LG	TD	PD	FF	FR	YDS
2012	San Francisco			PRACTICE SQUAD												
2013	Miami	3	0	2	2	0	0.0	0.0	1	0	0	0	2	0	0	0
2014	Miami	8	2	8	6	2	0.0	0.0	0	0	0	0	0	0	0	0
2015	Miami	16	13	71	56	15	0.0	0.0	0	0	0	0	2	0	0	0
2016	Miami	9	5	18	12	6	1.0	14.0	0	0	0	0	0	1	0	0
NFL TOTALS		36	20	99	76	23	1.0	14.0	1	0	0	0	4	1	0	0

2016 GAME-BY-GAME STATISTICS

DATE	OPPONENT	P/S	TCK	SOLO	AST	SK	YDS	INT	YDS	PD	FF	FR
9/11	at Seattle	1/1	1	0	1	0.0	0.0	0	0	0	0	0
9/18	at New England	1/0	3	2	1	1.0	14.0	0	0	0	1	0
9/25	CLEVELAND	1/1	1	1	0	0.0	0.0	0	0	0	0	0
9/29	at Cincinnati	1/0	3	2	1	0.0	0.0	0	0	0	0	0
10/9	TENNESSEE	1/0	3	2	1	0.0	0.0	0	0	0	0	0
10/16	PITTSBURGH	1/0	1	1	0	0.0	0.0	0	0	0	0	0
10/23	BUFFALO	1/1	3	2	1	0.0	0.0	0	0	0	0	0
11/6	N.Y. JETS	1/1	1	1	0	0.0	0.0	0	0	0	0	0
11/13	at San Diego	1/1	2	1	1	0.0	0.0	0	0	0	0	0
2016 TOTALS		8/5	18	12	6	1.0	14.0	0	0	0	1	0

SINGLE-GAME HIGHS

CAREER HIGHS

Tackles: 11 at San Diego (12/20/15)

Sacks: 1 at New England (9/18/16)

Interceptions: 1 vs. New England (12/15/13)

Passes Defensed: 2 vs. New England (12/15/13)

Forced Fumbles: 1 at New England (9/18/16)

Fumble Recoveries: -

SEASON HIGHS

Tackles: 3 four times, last: vs. Buffalo (10/23/16)


Sacks: 1 at New England (9/18/16)

Interceptions: -

Passes Defensed: -

Forced Fumbles: 1 at New England (9/18/16)

Fumble Recoveries: -

67 // G/T

LAREMY TUNSIL

HT: 6-5 // WT: 316 // BORN: 8/2/94
 COLLEGE: MISSISSIPPI '16 // ACQUIRED: D1, 13
 NFL: ROOKIE SEASON // DOLPHINS: ROOKIE SEASON

KEY TRANSACTIONS

- Originally a first-round draft selection (13th overall) of the Dolphins in the 2016 NFL Draft

2016 - Started in the 31-24 win at **San Diego (11/13)** ... Moved to left tackle for 11 plays in place of an injured T Branden Albert before returning to left guard ... QB Ryan Tannehill completed 17-of-24 throws (70.1 pct.) for 240 yards and two touchdowns ... Tannehill posted a season high 130.6 QB rating ... Also blocked for a run game that amassed 106 yards (4.2 avg.) and one touchdown on 25 attempts ... Started in the 27-23 victory vs. **N.Y. Jets (11/6)** ... Protected

QB Ryan Tannehill who completed 17-of-28 (60.7 pct.) passes for 149 yards and one touchdown ... Also blocked for RB Jay Ajayi who carried the ball 24 times for 111 yards (4.6 avg.) and one touchdown ... This was the third consecutive game Ajayi topped the 100-yard rushing mark ... Started in the 28-25 win vs. **Buffalo (10/23)** ... Protected QB Ryan Tannehill who completed 15-of-25 passes (60 pct.) for 204 yards and one touchdown ... Tannehill also posted a 99.4 QB rating on the day ... Blocked for RB Jay Ajayi who rushed for a career-high 214 yards, the third most in a single game in franchise history ... Started vs. **Pittsburgh (10/16)** ... Protected QB Ryan Tannehill who completed 24-of-32 throws (75.0 pct.), earning a 97.4 QB rating ... Part of an o-line that did not allow a sack on the day ... Also blocked for RB Jay Ajayi who rushed for 204 yards, the fourth-most in a single game in team history ... Inactive due to injury vs. **Tennessee (10/9)** ... Started at left tackle at **Cincinnati (9/29)** ... Became the first offensive lineman in franchise history to start at least one game at guard and tackle in his rookie season ... Protected QB Ryan Tannehill's blindside as he completed 15-of-25 passes (60 pct.) for 189 yards and one touchdown ... Started vs. **Cleveland (9/25)** ... Protected QB Ryan Tannehill who completed 25-of-39 passes (64.1 pct.) for 319 yards and three touchdowns ... Also blocked for a Dolphins run game that rushed for 115 yards and one touchdown on 25 attempts (4.6 avg.) ... Started at **New England (9/18)** ... Protected QB Ryan Tannehill, who completed 32-of-45 passes for 389 yards and two touchdowns ... O-line did not allow a sack in the game... Also blocked for the Dolphins run game, which totaled 16 attempts for 70 yards (4.4 avg.) and one touchdown ... Made NFL and Dolphins debut as a starter at **Seattle (9/11)** ... Played left guard and protected QB Ryan Tannehill who completed 16-of-29 passes for 186 yards.

LAREMY TUNSIL'S NFL REGULAR SEASON STATISTICS

GAMES/STARTS: 2016: 8/8 **NFL TOTALS:** 8/8




60 // C/G

**KRAIG
URBIK**

HT: 6-5 // WT: 334 // BORN: 9/23/85
 COLLEGE: WISCONSIN '09 // ACQUIRED: FA, 2016
 NFL: EIGHTH SEASON // DOLPHINS: EIGHTH SEASON

KEY TRANSACTIONS

- Signed by the Dolphins as a free agent on 3/22/16
- Originally a third-round selection (79th overall) of the Steelers in the 2009 NFL Draft

2016 - Played at **San Diego (11/13)** ... Entered the game at left guard for 11 plays in place of G/T Laremy Tunsil who moved to left tackle ... Also appeared on special teams ... Played on special teams vs., but did not record any statistics Weeks 1-2, 5 and 7-9 ... Played vs. **Pittsburgh (10/16)** ... Entered the game at right guard for six plays ... Started at center at **Cincinnati (9/29)** ... Protected

QB Ryan Tannehill, who completed 15-of-25 passes (60 pct.) for 189 yards and one touchdown ... Entered the game at center due to C/G Anthony Steen injury's in the fourth quarter vs. **Cleveland (9/25)** ... Protected QB Ryan Tannehill who completed 25-of-39 passes (64.1 pct.) for 319 yards and three touchdowns ... Also blocked for a Dolphins run game that rushed for 115 yards and one touchdown on 25 attempts (4.6 avg.).

KRAIG URBIK'S NFL REGULAR SEASON STATISTICS

GAMES/STARTS: (Buffalo) 2010: 10/2, 2011: 13/13, 2012: 13/13, 2013: 16/16, 2014: 16/9, 2015: 16/4, (Miami) 2016: 9/1 **NFL TOTALS: 93/58**



49 // LB

ZACH VIGIL

HT: 6-2 // WT: 240 // BORN: 3/28/91
 COLLEGE: UTAH STATE '15 // ACQUIRED: FA, 2015
 NFL: SECOND SEASON // DOLPHINS: SECOND SEASON

KEY TRANSACTIONS

- Originally signed by the Dolphins as an undrafted college free agent on 5/8/15

2016 - Played on special teams, but did not record any statistics at **San Diego (11/13)** ... Appeared in his first Dolphins game of the season vs. **N.Y. Jets (11/6)** ... Played on special teams, but did not record any statistics ... Activated to the 53-man roster on 11/5 ... Spent Weeks 1-8 on the Reserve/Non-Football Injury List.

ZACH VIGIL'S NFL REGULAR SEASON STATISTICS

YEAR	TEAM	GP	GS	TACKLES					INTERCEPTIONS					FUMBLES			
				TOT	SOLO	ASST	SK	YDS	NO	YDS	LG	TD	PD	FF	FR	YDS	
2015	Miami	16	2	11	8	3	0.0	0.0	0	0	0	0	0	0	0	0	0
2016	Miami	2	0	0	0	0	0.0	0.0	0	0	0	0	0	0	0	0	0
NFL TOTALS		18	2	11	8	3	0.0	0.0	0	0	0	0	0	0	0	0	0

2016 GAME-BY-GAME STATISTICS

DATE	OPPONENT	P/S	TCK	SOLO	AST	SK	YDS	INT	YDS	PD	FF	FR
9/11	at Seattle											
9/18	at New England											
9/25	CLEVELAND											
9/29	at Cincinnati											
10/9	TENNESSEE											
10/16	PITTSBURGH											
10/23	BUFFALO											
11/6	N.Y. JETS	1/0	0	0	0	0.0	0.0	0	0	0	0	0
11/13	at San Diego	1/0	0	0	0	0.0	0.0	0	0	0	0	0
2016 TOTALS		2/0	0	0	0	0.0	0.0	0	0	0	0	0

SINGLE-GAME HIGHS

	CAREER HIGHS		SEASON HIGHS
Tackles:	3	twice, last: vs, Indianapolis (12/27/15)	-
Sacks:	-		-
Interceptions:	-		-
Passes Defensed:	-		-
Forced Fumbles:	-		-
Fumble Recoveries:	-		-



91 // DE

CAMERON WAKE

HT: 6-3 // WT: 263 // BORN: 1/30/82
 COLLEGE: PENN STATE '05 // ACQUIRED: FA, 2009
 NFL: EIGHTH SEASON // DOLPHINS: EIGHTH SEASON

KEY TRANSACTIONS

- Signed as a free agent by the Dolphins on 1/19/09
- Originally signed with the Giants as an undrafted college free agent on 5/6/05

and two forced fumbles in the 27-23 victory vs. **N.Y. Jets (11/6)** ... Recorded two strip-sacks on QB Ryan Fitzpatrick in the first half ... This was his 15th career game with two-or-more sacks, which ranks No. 2 in team history behind DE/LB Jason Taylor (25) ... Started vs. **Buffalo (10/23)** ... Recorded two tackles (one solo), 1.5 sacks, one tackle for loss and two quarterback hits ... Sacked QB Tyrod Taylor for a loss of 5 yards on third-and-12 in the first quarter, forcing Buffalo to punt ... Split a sack with DE Andre Branch for a loss of 6 yards in the fourth quarter ... Made first start of the season vs. **Pittsburgh (10/16)** ... Registered two tackles (one solo tackle) and a half sack .. Split a sack with DE Andre Branch on third down for a loss of 4.5 yards, forcing the Steelers to punt ... Tallied two solo tackles vs. **Tennessee (10/9)** ... Played, but did not record any statistics at **Cincinnati (9/29)** ... Recorded two tackles (one solo), one sack and one forced fumble vs. **Cleveland (9/25)** ... Sacked QB Cody Kessler for a loss of 7 yards in the first quarter and forced a fumble that was recovered by DE Jason Jones ... Played at **New England (9/18)** ... Recorded one QBH at **Seattle (9/11)** ... Elected by teammates to serve as a season-long team captain.

CAMERON WAKE'S NFL REGULAR SEASON STATISTICS

YEAR	TEAM	GP	GS	TACKLES					INTERCEPTIONS					FUMBLES		
				TOT	SOLO	ASST	SK	YDS	NO	YDS	LG	TD	PD	FF	FR	YDS
2009	Miami	14	1	11	10	1	5.5	28.5	0	0	0	0	1	1	0	0
2010	Miami	16	16	57	48	9	14.0	89.5	0	0	0	0	4	3	0	0
2011	Miami	16	14	42	37	5	8.5	47.5	0	0	0	0	2	0	0	0
2012	Miami	16	16	53	38	15	15.0	92.0	0	0	0	0	1	3	0	0
2013	Miami	15	15	37	29	8	8.5	56.0	0	0	0	0	0	2	1	0
2014	Miami	16	16	38	32	6	11.5	59.5	0	0	0	0	3	3	1	0
2015	Miami	7	7	9	7	2	7.0	39.0	0	0	0	0	1	4	0	0
2016	Miami	9	4	15	12	3	7.0	44.5	0	0	0	0	0	3	0	0
NFL TOTALS		109	89	262	213	49	77.0	456.5	0	0	0	0	12	19	2	0

2016 GAME-BY-GAME STATISTICS

DATE	OPPONENT	P/S	TCK	SOLO	AST	SK	YDS	INT	YDS	PD	FF	FR
9/11	at Seattle	1/0	0	0	0	0.0	0.0	0	0	0	0	0
9/18	at New England	1/0	0	0	0	0.0	0.0	0	0	0	0	0
9/25	CLEVELAND	1/0	2	1	1	1.0	7.0	0	0	0	1	0
9/29	at Cincinnati	1/0	0	0	0	0.0	0.0	0	0	0	0	0
10/9	TENNESSEE	1/0	2	2	0	0.0	0.0	0	0	0	0	0
10/16	PITTSBURGH	1/1	2	1	1	0.5	4.5	0	0	0	0	0
10/23	BUFFALO	1/1	2	1	1	1.5	8.0	0	0	0	0	0
11/6	N.Y. JETS	1/1	4	4	0	2.0	12.0	0	0	0	2	0
11/13	at San Diego	1/1	3	3	0	2.0	11.0	0	0	0	0	0
2016 TOTALS		9/4	15	12	3	7.0	44.5	0	0	0	3	0

SINGLE-GAME HIGHS

CAREER HIGHS

Tackles: 8 at Baltimore (11/7/10)
Sacks: 4.5 at Arizona (9/30/12)


Interceptions: –
Passes Defensed: 2 at Buffalo (9/12/10)
Forced Fumbles: 2 four times, last: vs. N.Y. Jets (11/6/16)
Fumble Recoveries: 1 twice, last: at Chicago (10/19/14)

SEASON HIGHS

Tackles: 4 vs. N.Y. Jets (11/6/16)
Sacks: 2 twice, last: at San Diego (11/13/16)

Interceptions: –
Passes Defensed: –
Forced Fumbles: 2 vs. N.Y. Jets (11/6/16)
Fumble Recoveries: –





26 // RB

DAMIEN WILLIAMS

HT: 5-11 // WT: 228 // BORN: 4/3/92
 COLLEGE: OKLAHOMA '14 // ACQUIRED: FA, 2014
 NFL: THIRD SEASON // DOLPHINS: THIRD SEASON

- KEY TRANSACTIONS**
- Originally signed by the Dolphins as an undrafted college free agent on 5/12/14

2016 - Rushed twice for 2 yards (1.0 avg.) and one touchdown in the 31-24 win at **San Diego (11/13)** ... Also caught one pass for 18 yards and a touchdown ... Scored a 2-yard go-ahead touchdown run in the third quarter to put Miami up 14-10 ... Also caught an 18-yard touchdown pass with 1:43 remaining in the third quarter to extend Miami's lead 21-17 ... Carried the ball five times for a season-high 29 yards (5.8 avg.) in the 27-23 win vs. **N.Y. Jets (11/6)** ...

Also caught two passes for 20 yards (10.0 avg.) ... Longest run was for a career-high 23 yards ... Longest catch on the day was for 19 yards on third-and-9 in the second quarter ... Rushed four times for 16 yards (4.0 avg.) and one touchdown in the 28-25 win vs. **Buffalo (10/23)** ... Scored a 12-yard go-ahead touchdown with 3:56 remaining in the fourth quarter, putting Miami up 21-17 ... Carried the ball six times for 12 yards (2.0 avg.) and one touchdown in the 30-15 win vs. **Pittsburgh (10/16)** ... Also had two receptions for five yards (2.5 avg.) ... Scored first career rushing touchdown on a 1-yard run in the second quarter to put the Dolphins up 16-8 ... Rushed once for 3 yards vs. **Tennessee (10/9)** ... Also caught two passes for 67 yards (33.5 avg.) ... His 58-yard reception in the second quarter was a career high and set up a touchdown drive for Miami ... Carried the ball twice for 9 yards (4.5 avg.) at **Cincinnati (9/29)** ... Also caught one pass for 6 yards ... Rushed once for 15 yards vs. **Cleveland (9/25)** ... Recorded three receptions for 10 yards (3.3 avg.) and one touchdown ... His 10-yard touchdown reception from QB Ryan Tannehill came in the fourth quarter to extend Miami's lead ... Inactive at **New England (9/18)** ... Rushed twice for 9 yards (4.5 avg.) at **Seattle (9/11)** ... Also recorded one catch for 29 yards and returned one kickoff for 17 yards.

DAMIEN WILLIAMS' NFL REGULAR SEASON STATISTICS														
YEAR	TEAM	GP	GS	RUSHING					RECEIVING					
				ATT	YDS	AVG	LG	TD	NO	YDS	AVG	LG	TD	
2014	Miami	16	0	36	122	3.4	19	0	21	187	8.9	32	1	
2015	Miami	16	0	16	59	3.7	19	0	21	142	6.8	23	1	
2016	Miami	8	0	23	95	4.1	23	3	12	155	12.9	58	2	
NFL TOTALS		40	0	75	276	3.7	23	3	54	484	9.0	58	4	

2016 GAME-BY-GAME STATISTICS

DATE	OPPONENT	P/S	RUSHING					RECEIVING					W/L	SCORE
			ATT	YDS	AVG	LG	TD	NO	YDS	AVG	LG	TD		
9/11	at Seattle	1/0	2	9	4.5	5	0	1	29	29.0	29	0	L	10-12
9/18	at New England		INACTIVE											
9/25	CLEVELAND	1/0	1	15	15.0	15	0	3	10	3.3	10t	1	W	30-24 (OT)
9/29	at Cincinnati	1/0	2	9	4.5	7	0	1	6	6.0	6	0	L	7-22
10/9	TENNESSEE	1/0	1	3	3.0	3	0	2	67	33.5	58	0	L	17-30
10/16	PITTSBURGH	1/0	6	12	2.0	10	1	2	5	2.5	5	0	W	30-15
10/23	BUFFALO	1/0	4	16	4.0	12t	1	0	0	0.0	0	0	W	28-25
11/6	N.Y. JETS	1/0	5	29	5.8	23	0	2	20	10.0	19	0	W	27-23
11/13	at San Diego	1/0	2	2	1.0	2t	1	1	18	18.0	18t	1	W	31-24
2016 TOTALS		8/0	23	95	4.1	23	3	12	155	12.9	58	2		

SINGLE-GAME HIGHS

CAREER HIGHS

Rushes: 11 vs. San Diego (11/2/14)
Rushing Yards: 34 at Detroit (11/9/14)
Longest Run: 23 vs. N.Y. Jets (11/6/16)
TD Runs: 1 three times, last: at San Diego (11/13/16)

Receptions: 6 vs. Minnesota (12/21/14)
Receiving Yards: 67 vs. Tennessee (10/9/16)
Longest Reception: 58 vs. Tennessee (10/9/16)
TD Receptions: 1 four times, last: at San Diego (11/13/16)

SEASON HIGHS

Rushes: 6 vs. Pittsburgh (10/16/16)
Rushing Yards: 29 vs. N.Y. Jets (11/6/16)
Longest Run: 23 vs. N.Y. Jets (11/6/16)
TD Runs: 1 three times, last: at San Diego (11/13/16)

Receptions: 3 vs. Cleveland (9/25/16)
Receiving Yards: 67 vs. Tennessee (10/9/16)
Longest Reception: 58 vs. Tennessee (10/9/16)
TD Receptions: 1 twice, last: at San Diego (11/13/16)



94 // DE

MARIO WILLIAMS

HT: 6-6 // WT: 300 // BORN: 1/31/85
 COLLEGE: NORTH CAROLINA STATE '06 // ACQUIRED: FA, 2016
 NFL: 11TH SEASON // DOLPHINS: FIRST SEASON

- KEY TRANSACTIONS**
- Signed as a free agent by the Dolphins on 3/9/16
 - Originally a first-round draft selection (1st overall) of Houston in the 2006 NFL Draft

record any statistics vs. **Tennessee (10/9)** ... Recorded three tackles (two solo) and one pass defended at **Cincinnati (9/29)** ... Broke up a QB Andy Dalton pass intended for WR Tyler Boyd in the first quarter ... Tallied one solo tackle, one tackle for loss and one QBH vs. **Cleveland (9/25)** ... Registered one solo tackle at **New England (9/18)** ... Made Dolphins debut and started at **Seattle (9/11)** ... Recorded two tackles (one solo), one sack, one tackle for loss and one QBH ... Sacked QB Russell Wilson for a 5-yard loss in the first quarter.

2016 - Recorded two tackles (one solo) at **San Diego (11/13)** ... Played, but did not record any statistics vs. **N.Y. Jets (11/6)** ... Recorded two solo tackles, two tackles for loss and one quarterback hit in the 28-25 victory vs. **Buffalo (10/23)** ... Tackled RB Mike Gillislee on a direct snap for a loss of 10 yards in the fourth quarter ... Made one solo tackle vs. **Pittsburgh (10/16)** ... Played, but did not

MARIO WILLIAMS' NFL REGULAR SEASON STATISTICS																
YEAR	TEAM	GP	GS	TACKLES					INTERCEPTIONS					FUMBLES		
				TOT	SOLO	ASST	SK	YDS	NO	YDS	LG	TD	PD	FF	FR	YDS
2006	Houston	16	16	47	35	12	4.5	20.5	0	0	0	0	4	1	1	0
2007	Houston	16	16	59	43	16	14.0	82.5	0	0	0	0	1	2	1	38
2008	Houston	16	16	53	44	9	12.0	82.0	0	0	0	0	0	4	0	0
2009	Houston	16	16	43	38	5	9.0	52.0	0	0	0	0	3	2	1	0
2010	Houston	13	13	28	22	6	8.5	54.5	0	0	0	0	2	1	0	0
2011	Houston	5	5	11	10	1	5.0	29.0	0	0	0	0	1	1	0	0
2012	Buffalo	16	16	46	37	9	10.5	51.0	0	0	0	0	4	2	2	0
2013	Buffalo	16	16	38	28	10	13.0	77.5	0	0	0	0	3	1	0	0
2014	Buffalo	16	16	42	36	6	14.5	74.5	0	0	0	0	2	2	0	0
2015	Buffalo	15	15	19	15	4	5.0	28.0	0	0	0	0	0	0	0	0
2016	Miami	9	5	12	9	3	1.0	5.0	0	0	0	0	1	0	0	0
NFL TOTALS		154	150	398	317	81	97.0	556.5	0	0	-	0	21	16	5	38

2016 GAME-BY-GAME STATISTICS

DATE	OPPONENT	P/S	TCK	SOLO	AST	SK	YDS	INT	YDS	PD	FF	FR
9/11	at Seattle	1/1	2	1	1	1.0	5.0	0	0	0	0	0
9/18	at New England	1/1	1	1	0	0.0	0.0	0	0	0	0	0
9/25	CLEVELAND	1/1	1	1	0	0.0	0.0	0	0	0	0	0
9/29	at Cincinnati	1/1	3	2	1	0.0	0.0	0	0	1	0	0
10/9	TENNESSEE	1/1	0	0	0	0.0	0.0	0	0	0	0	0
10/16	PITTSBURGH	1/0	1	1	0	0.0	0.0	0	0	0	0	0
10/23	BUFFALO	1/0	2	2	0	0.0	0.0	0	0	0	0	0
11/6	N.Y. JETS	1/0	0	0	0	0.0	0.0	0	0	0	0	0
11/13	at San Diego	1/0	2	1	1	0.0	0.0	0	0	0	0	0
2016 TOTALS		9/5	12	9	3	1.0	5.0	0	0	1	0	0

SINGLE-GAME HIGHS

CAREER HIGHS

Tackles: 7 four times, last: at Houston (11/4/12)

Sacks: 4.5 vs. Carolina (9/15/13)

Interceptions: -

Passes Defended: 2 at Washington (9/19/10)

Forced Fumbles: 1 16 times, last: vs. GB (12/14/14)

Fumble Recoveries: 1 five times, last: vs. Jax. (12/2/12)

SEASON HIGHS

Tackles: 3 at Cincinnati (9/29/16)

Sacks: 1 at Seattle (9/11/16)


Interceptions: -

Passes Defended: 1 at Cincinnati (9/29/16)

Forced Fumbles: -

Fumble Recoveries: -





75 // DE

NICK WILLIAMS

HT: 6-4 // WT: 309 // BORN: 2/21/90
COLLEGE: SAMFORD '13 // ACQUIRED: WAL., 2016
NFL: THIRD SEASON // DOLPHINS: FIRST SEASON

- KEY TRANSACTIONS
- Acquired off waivers by the Dolphins on 10/19/16
 - Originally a seventh-round draft selection (223rd overall) of Pittsburgh in the 2013 NFL Draft

2016 - Inactive Weeks 7-10 ... Acquired off waivers by the Dolphins on 10/19 ... Waived by Kansas City on 10/18 ... Played, but did not record any statistics in Weeks 3 and 6 ... Registered two solo tackles at **Pittsburgh (10/2)** ... Made one solo tackle at **Houston (9/18)** ... Recorded two tackles (one solo) vs. **San Diego (9/11)**.

NICK WILLIAMS' NFL REGULAR SEASON STATISTICS

YEAR	TEAM	GP	GS	TACKLES					INTERCEPTIONS					FUMBLES			
				TOT	SOLO	ASST	SK	YDS	NO	YDS	LG	TD	PD	FF	FR	YDS	
2013	Pittsburgh			INJURED RESERVE													
2014	Kansas City	2	0	0	0	0	0.0	0.0	0	0	0	0	0	0	0	0	0
2015	Kansas City	14	0	9	5	4	0.0	0.0	0	0	0	0	0	0	0	0	0
2016	Miami	5	0	5	4	1	0.0	0.0	0	0	0	0	0	0	0	0	0
NFL TOTALS		21	0	14	9	5	0.0	0.0	0	0	0	0	0	0	0	0	0

2016 GAME-BY-GAME STATISTICS

DATE	OPPONENT	P/S	TCK	SOLO	AST	SK	YDS	INT	YDS	PD	FF	FR
9/11	at Seattle											
9/18	at New England											
9/25	CLEVELAND											
9/29	at Cincinnati											
10/9	TENNESSEE											
10/16	PITTSBURGH											
10/23	BUFFALO											
11/6	N.Y. JETS											
11/13	at San Diego											

2016 TOTALS

SINGLE-GAME HIGHS

CAREER HIGHS

Tackles: 3 at Minnesota (10/18/15)

Sacks: -

Interceptions: -

Passes Defensed: -

Forced Fumbles: -

SEASON HIGHS

Tackles: 2 twice, last: at Pittsburgh (10/2/16)

Sacks: -

Interceptions: -

Passes Defensed: -

Forced Fumbles: -



79 // T
SAM
YOUNG

HT: 6-8 // WT: 315 // BORN: 6/24/87
COLLEGE: NOTRE DAME '10 // ACQUIRED: FA, 2016
NFL: SEVENTH SEASON // DOLPHINS: FIRST SEASON

KEY TRANSACTIONS

- Signed by the Dolphins as a free agent on 10/11/16
- Originally a sixth-round draft selection (179th overall) of Dallas in the 2010 NFL Draft

2016 - Inactive Weeks 9-10 ... Played 14 snaps as an extra offensive lineman vs. **Buffalo (10/23)** ... Inactive vs. **Pittsburgh (10/16)**.

SAM YOUNG'S NFL REGULAR SEASON STATISTICS

GAMES/STARTS: (Dallas) 2010: 2/0, (Buffalo) 2011: 4/0, 2012: 12/4, (Buffalo/Jacksonville) 2013: 15/0, (Jacksonville) 2014: 9/6, 2015: 16/3, (Miami) 2016: 1/0 **NFL TOTALS: 59/13**

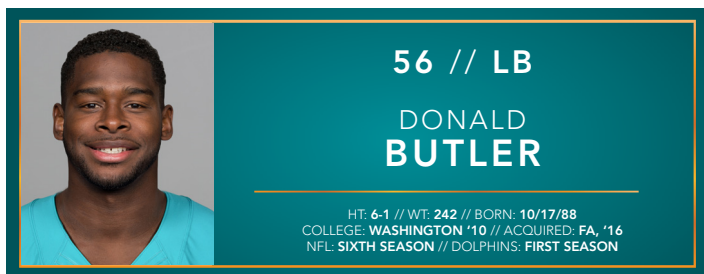




SUPPLEMENTAL BIOS



SUPPLEMENTAL BIOS



PRO CAREER

CAREER TRANSACTIONS: Signed by the Dolphins on Sept. 13, 2016 ... Released by Arizona on Sept. 2, 2016 ... Signed by Arizona on July 27, 2016 ... Released by San Diego on March 3, 2016 ... Originally a third-round selection (79th overall) by San Diego in the 2010 NFL draft.

2016 (Dolphins) - Played, but did not record any statistics at San Diego (11/13) ... Served as a game captain ... Made one solo tackle vs. N.Y. Jets (11/6) ... Recorded three solo tackles vs. Buffalo (10/23) ... Played vs. Pittsburgh (10/16), but did not record any statistics ... Recorded six tackles (four solo) vs. Tennessee (10/9) ... Registered three tackles (two solo) and two tackles for loss in his first Dolphins start at Cincinnati (9/29) ... Made his Dolphins debut and recorded one assisted tackle vs. Cleveland (9/25) ... Inactive at New England (9/18) ... Signed with the Dolphins on Sept. 13.

2015 (Chargers) - Played in all 16 games with nine starts ... Totaled 40 tackles (24 solo), 0.5 sack, one forced fumble and one fumble recovery ... Started at Mike linebacker and recorded six tackles (four solo) in the season opener vs. Detroit (9/13) ... Matched his season high with six tackles (three solo), including a forced fumble and a fumble recovery, at Cincinnati (9/20) ... Tallied six tackles (five solo) vs. Oakland (10/25).

2014 (Chargers) - Played in 14 games with 13 starts ... Was on injured reserve for the final two games of the season ... Totaled 73 tackles (45 solo), one sack, two passes defended and three fumble recoveries ... Made two solo stops and recovered a fumble in the season opener at Arizona (9/8) ... Recorded nine tackles (four solo) and a half-sack at Buffalo (9/21) ... Recorded a season-high 10 tackles (seven solo) and one fumble recovery in win vs. Jacksonville (9/28) ... Totaled nine tackles (seven solo) and one pass defended at Oakland (10/12) ... Matched his season-high with 10 tackles (five solo) vs. Kansas City (10/19) ... Made three solo stops and had one fumble recovery and one pass defended vs. Oakland (11/16) ... Placed on injured reserve on Dec. 16.

2013 (Chargers) - Played in 13 games with 12 starts ... Inactive for three games due to injury ... Also started two postseason games and made 17 stops (13 solo) with one interception, one forced fumble and one pass defended in the playoffs ... Totaled 84 tackles (71 solo), 0.5 sack, one interception, one fumble recovery and four passes defended in the regular season ... Elected team captain ... Tallied a season-high 13 tackles (nine solo) and a half-sack in the season opener vs. Houston (9/9) ... Recovered a fumble and posted seven solo tackles vs. Denver (11/10) ... Recorded

10 tackles (nine solo) vs. Cincinnati (12/1) ... Intercepted QB Eli Manning and returned it 30 yards vs. N.Y. Giants (12/8) ... Had 10 tackles (nine solo), three tackles for loss and a pass defended in an overtime victory vs. Kansas City (12/29) ... Totaled 12 tackles (nine solo) with two tackles for loss and a touchdown-saving forced fumble in the AFC Wild Card game at Cincinnati (1/5/14) ... Made five stops (four solo) and intercepted QB Peyton Manning in the AFC Divisional game at Denver (1/12/14).

2012 (Chargers) - Played in and started 12 games ... Was inactive for four games due to injury ... Totaled 78 tackles (50 solo), three sacks, one interception, four passes defended and two forced fumbles ... Recorded a season-high 12 tackles (eight solo) and one tackle for loss vs. Atlanta (9/23) ... Earned AFC Defensive Player of the Week honors after he made six stops (four solo), 0.5 sack, and returned an interception for a 21-yard touchdown at Kansas City (9/30) ... Also intercepted a botched PAT in the Chiefs game ... Tallied 10 tackles (nine solo), one forced fumble and one pass defended vs. Kansas City (11/1) ... Recorded eight tackles (seven solo) and one forced fumble at Denver (11/18) ... Had five tackles (two solo) and one sack at N.Y. Jets (12/23).

2011 (Chargers) - Started all 16 games ... Totaled 95 tackles (77 solo), two sacks, one interception, two passes defended, two forced fumbles and one fumble recovery ... Started in his first NFL game and recorded six tackles (five solo) and one tackle for loss vs. Minnesota (9/11) ... Tallied his first career sack and nine tackles (six solo) at New England (9/18) ... Posted his first career interception, along with four solo tackles, at Denver (10/9) ... Had six solo stops, including three for loss, vs. Denver (11/27).

2010 (Chargers) - Placed on injured reserve on Aug. 31 and missed his entire rookie season.

COLLEGE

Four-year letterman (2006-09) at Washington ... Played in 42 career games with 27 starts ... Recorded career totals of 239 tackles (159 solo), 26.5 tackles for loss, three sacks, seven passes defended, five forced fumbles and one fumble recovery ... Started all 12 games as a senior in 2009 ... Totaled 94 tackles (72 solo), 15.5 tackles for loss, three forced fumbles, two interceptions and a fumble recovery ... His 94 tackles led the team and ranked No. 3 in the Pac-10 ... Earned honorable mention All-America, second-team All-Pac-10 and Defensive Player of the Year honors ... Elected team co-captain ... Played in all 12 games with 11 starts as a junior in 2008 ... Earned the team's Most Improved Player on Defense award ... Started four games as a sophomore in 2007 ... Played in 10 games as a true freshman in 2006 ... Named team's Most Outstanding Freshman on defense ... Majored in construction management and business.

PERSONAL

Attended Del Campo High School in Sacramento, Calif. ... Rushed for 762 yards on 82 carries (9.3 avg.) and scored 16 touchdowns as a senior in 2005 ... Totaled 1,504 rushing yards and 22 touchdowns as a junior in 2004 ... Born Oct. 17, 1988.



SUPPLEMENTAL BIOS

DONALD BUTLER'S NFL STATS

YEAR	TEAM	GP	GS	TACK	SK	INT	PD	FF	FR
2011	San Diego	16	16	95	2.0	1	2	2	1
2012	San Diego	12	12	78	3.0	1	4	2	0
2013	San Diego	13	12	84	0.5	1	4	0	1
2014	San Diego	14	13	73	1.0	0	2	0	3
2015	San Diego	16	9	40	0.5	0	0	1	1
2016	Miami	7	2	14	0.0	0	0	0	0
NFL TOTALS		78	64	384	7.0	3	12	5	6

PERSONAL

Attended Gulf High School in New Port Richey, Fla. ... Played defensive line and tight end in high school ... Born Feb. 11, 1992.

LEON ORR'S NFL STATS

YEAR	TEAM	GP	GS	TACK	SK	INT	PD	FF	FR
2015	Oakland	3	0	2	0.0	0	1	0	0
2016	Miami	4	0	1	0.0	0	0	0	0
NFL TOTALS		7	0	3	0.0	0	1	0	0



96 // DT

LEON ORR

HT: 6-5 // WT: 320 // BORN: 2/11/92
COLLEGE: FLORIDA '15 // ACQUIRED: FA, '16
NFL: FIRST SEASON // DOLPHINS: FIRST SEASON



30 // S

BACARRI RAMBO

HT: 6-0 // WT: 211 // BORN: 6/27/90
COLLEGE: GEORGIA '13 // ACQUIRED: FA, '16
NFL: FOURTH SEASON // DOLPHINS: FIRST SEASON

PRO CAREER

CAREER TRANSACTIONS: Signed to the Dolphins' active roster on Oct. 12, 2016 ... Signed to the Dolphins' practice squad on Sept. 20, 2016 ... Waived by Oakland on Aug. 29, 2016 ... Signed to Oakland's active roster on Dec. 12, 2015 ... Signed to Oakland's practice squad on Sept. 8, 2015 ... Waived by Oakland on Sept. 5, 2015 ... Originally signed by Oakland as an undrafted college free agent on May 8, 2015.

2016 (Dolphins) - Recorded one solo tackle at San Diego (11/13) ... Played, but did not record any statistics in Weeks 6-9 ... Signed to the Dolphins' active roster on Oct. 12 ... Signed to the Dolphins' practice squad on Sept. 20 after spending the offseason and training camp with Oakland.

2015 (Raiders) - Played in three games ... Inactive for one game ... Spent the first 12 weeks of the season on Oakland's practice squad before being signed to the active roster on Dec. 12 ... Made his NFL debut and had one solo tackle at Denver (12/13) ... Totaled one assisted stop and one pass defended vs. San Diego (12/24) ... Played in the season finale, but did not record any

COLLEGE

Four-year letterman at Florida (2011-14) ... Played in 39 games with 10 career starts ... Recorded career totals of 62 tackles (31 solo), 4.5 sacks, 13 tackles for loss, one pass defended, two fumble recoveries and one forced fumble ... Played in five games with two starts as a senior in 2014 ... Recorded 16 tackles (three solo), two sacks and one forced fumble ... Played in 12 games with eight starts as a junior in 2013 ... Totaled 21 tackles (16 solo), 4.5 tackles for loss, 2.5 sacks and two fumble recoveries ... Played in eight games as a sophomore in 2012 ... Registered 15 tackles (eight solo), 5.5 tackles for loss and one sack ... Played in 13 games as a redshirt freshman in 2011 ... Posted 10 tackles (four solo) and one sack ... Redshirted in 2010.

PRO CAREER

CAREER TRANSACTIONS: Signed by the Dolphins on Oct. 26, 2016 ... Signed by Buffalo on Nov. 17, 2014 ... Waived by Washington on Sept. 16, 2014 ... Originally a sixth-round selection (191st overall) by Washington in the 2013 NFL draft.

2016 (Dolphins) - Registered one assisted tackle at San Diego (11/13) ... Made Dolphins debut vs. N.Y. Jets (11/6) ... Recorded one solo tackle ... Signed by the Dolphins on Oct. 26, 2016.

2015 (Bills) - Played in 15 games with eight starts ... Inactive for one contest ... Totaled 58 tackles (44 solo), one sack, one interception, six passes defended, two forced fumbles and one fumble recovery ... Recorded five total tackles (four solo) in a season-opening win vs. Indianapolis (9/13) ... Tallied seven tackles (six solo) at Miami (9/27) ... Intercepted QB Ryan Fitzpatrick, forced two fumbles and recovered a fumble in win at N.Y. Jets (11/12) ... Totaled a season-high eight tackles (six solo) at New England (11/23) ... Made six stops (four solo) and had three passes defended vs. Houston (12/6).

2014 (Redskins/Bills) - Played six total games ... Inactive for two contests ... Totaled four tackles (two solo), two interceptions and two passes defended ... Began the season with Washington and played in two games for the Redskins ... Totaled two tackles (one solo) in the season opener at Houston (9/7) ... Waived by Washington on Sept. 16 ... Signed by Buffalo on Nov. 17, 2014 and played in four games for the Bills ... Recorded two tackles (one solo) and two interceptions vs. Green Bay (12/14).

2013 (Redskins) - Played in 11 games with three starts ... Did not play one game ... Inactive for four contests ... Totaled 38 tackles (29 solo) and one sack ... Started at free safety and made his NFL debut, recording 10 tackles (six solo) and his first career sack vs.



SUPPLEMENTAL BIOS

Philadelphia (9/9) ... Tallied eight tackles (seven solo) at Green Bay (9/15) ... Made nine stops (eight solo) and one tackle for loss at Denver (10/27).

COLLEGE


Four-year letterman and three-year starter at Georgia (2009-12) ... Played in 47 career games with 36 starts ... Recorded career totals of 235 tackles (157 solo), one sack, 16 interceptions, 18 pass breakups, six forced fumbles and two fumble recoveries ... His 16 career interceptions are tied for the school record with Miami Dolphins Honor Roll member Jake Scott ... Played and started 10 games as a senior in 2012 ... Totaled 73 tackles (47 solo), one sack, three interceptions, three forced fumbles and one fumble recovery ... Earn second team All-SEC honors from Phil Steele ... Started all 13 games as a junior in 2011 ... Recorded 55 tackles (34 solo), eight interceptions, eight pass breakups and one fumble recovery ... Earned first-team All-American honors by Associated Press, Yahoo! Sports and Rivals.com ... Named first-team All-SEC by AP, ESPN.com and the league's coaches ... His eight interceptions were second in the NCAA and led the SEC ... Ranked No. 2 in the SEC with 16 passes defended ... Started all 13 games as a sophomore in 2010 ... Totaled 82 stops (56 solo), three interceptions and three forced fumbles ... Earned third-team All-SEC honors by Phil Steele ... Named the team's Most Improved Player on defense ... Played in 11 games as a redshirt freshman in 2009 ... Totaled 25 tackles (20 solo), two interceptions and five pass breakups ... Named the team's Newcomer of the Year on defense ... Redshirted in 2008 ... Majored in consumer economics.

PERSONAL

Attended Seminole High School in Donalsonville, Ga. ... Recorded 110 rushing attempts for 692 yards (6.3 avg.) and 17 touchdowns and completed 34-of-75 passes (45.3 pct.) for 615 yards and four touchdowns as a senior in 2007 ... Also recorded 65 tackles and two interceptions, one of which was returned for a touchdown ... Rushed for 1,186 yards and 21 touchdowns and passed for 488 yards and seven touchdowns as a junior in 2006 ... Also recorded 58 tackles, four interceptions and recovered five fumbles on defense ... First name is pronounced Buh-CARR-ee ... Born June 27, 1990.

BACCARRI RAMBO'S NFL STATS

YEAR	TEAM	GP	GS	TACK	SK	INT	PD	FF	FR
2013	Was.	11	3	38	1.0	0	0	0	0
2014	Was.	2	0	2	0.0	0	0	0	0
	Buf.	4	0	2	0.0	2	2	0	0
2015	Buf.	15	8	58	1.0	1	6	2	1
2016	Miami	2	0	2	0.0	0	0	0	0
NFL TOTALS		34	11	102	2.0	3	8	2	1



75 // DE

NICK WILLIAMS

HT: 6-4 // WT: 309 // BORN: 2/21/90
 COLLEGE: SAMFORD '13 // ACQUIRED: WAL, '16 (K.C.)
 NFL: THIRD SEASON // DOLPHINS: FIRST SEASON

PRO CAREER

CAREER TRANSACTIONS: Awarded off waivers to the Dolphins on Oct. 19, 2016 ... Waived by Kansas City on Oct. 18, 2016 ... Signed by Kansas City on Nov. 24, 2014 ... Signed to Pittsburgh's practice squad on Aug. 31, 2014 ... Waived by Pittsburgh on Aug. 30, 2014 ... Originally a seventh-round selection (223rd overall) by Pittsburgh in the 2013 NFL draft.

2016 (Chiefs/Dolphins) - Inactive Weeks 7-10 ... Awarded off waivers to the Dolphins from Kansas City on Oct. 19 ... Played in five games with the Kansas City Chiefs before being waived on Oct. 18 ... Totaled two tackles (one solo) in the season opener vs. San Diego (9/11) ... Made one solo stop at Houston (9/18) ... Recorded two solo tackles at Pittsburgh (10/2).

2015 (Chiefs) - Played in 14 contests ... Did not play in two games ... Totaled nine tackles (five solo) ... Made his first career tackle vs. Denver (9/17) ... Recorded two tackles (one solo) at Cincinnati (10/4) ... Tallied three stops (two solo) at Minnesota (10/18) ... Made two tackles (one solo) at Baltimore (12/20).

2014 (Chiefs) - Played in two games ... Inactive for three contests ... Signed to the active roster on Nov. 24 ... Spent the remainder of the season on Kansas City's practice squad ... Did not record any statistics ... Made his NFL debut at Arizona (Dec. 17) ... Also played vs. Oakland (12/14).

2013 (Steelers) - Missed the entire season due to injury ... Placed on injured reserve on Aug. 25.

COLLEGE

Four-year letterman and two-year starter at Samford (2009-12) ... Played in 40 career games ... Recorded 66 career tackles ... Started all 11 games as a senior in 2012 ... Totaled 31 tackles, eight tackles for loss, six sacks and one blocked kick ... Started all 11 games as a junior in 2011 ... Totaled 23 tackles (17 solo) and three tackles for loss ... Played in all 11 games as a sophomore in 2010 ... Totaled nine tackles (four solo) and one forced fumble ... Played in seven games as a redshirt freshman in 2009 ... Totaled three solo tackles ... Redshirted in 2008 ... Majored in public administration.



SUPPLEMENTAL BIOS

PERSONAL

Attended Minor High School in Birmingham, Ala. ... Totaled 25 tackles, two interceptions, one fumble recovery and one touchdown as a defensive lineman ... Also played offensive line ... Only played one year of high school football ... Born Feb. 21, 1990.

NICK WILLIAMS' NFL STATS

YEAR	TEAM	GP	GS	TACK	SK	INT	PD	FF	FR
2014	KC	2	0	0	0.0	0	0	0	0
2015	KC	14	0	9	0.0	0	0	0	0
2016	KC	5	0	5	0.0	0	0	0	0
	Miami	0	0	0	0.0	0	0	0	0
NFL TOTALS		21	0	14	0.0	0	0	0	0





SUPPLEMENTAL STATS





2016 MIAMI DOLPHINS REGULAR SEASON STATISTICS

MIAMI DOLPHINS / WEEK 10 / THROUGH MONDAY, NOVEMBER 14, 2016

WON 5, LOST 4

09/11	L 10-12	at Seattle
09/18	L 24-31	at New England
09/25	W 30-24 OT	Cleveland
09/29	L 7-22	at Cincinnati
10/09	L 17-30	Tennessee
10/16	W 30-15	Pittsburgh
10/23	W 28-25	Buffalo
11/06	W 27-23	New York Jets
11/13	W 31-24	at San Diego
11/20		at Los Angeles
11/27		San Francisco
12/04		at Baltimore
12/11		Arizona
12/17		at New York Jets
12/24		at Buffalo
01/01		New England

RUSHING

	No.	Yds	Avg	Long	TD
Ajayi	127	725	5.7	62t	6
D. Williams	23	95	4.1	23	3
Tannehill	25	91	3.6	18	1
Drake	16	77	4.8	12	1
Foster	22	55	2.5	9	0
Pead	8	22	2.8	4	0
Landry	3	18	6.0	13	0
Darr	1	0	0.0	0	0
TEAM	225	1083	4.8	62t	11
OPPONENTS	263	1159	4.4	60t	7

RECEIVING

	No.	Yds	Avg	Long	TD
Landry	55	658	12.0	42t	1
Parker	30	406	13.5	56	1
Stills	19	375	19.7	74t	4
D. Williams	12	155	12.9	58	2
Ajayi	12	69	5.8	11	0
Sims	8	94	11.8	21	0
Cameron	8	60	7.5	13	1
Gray	7	109	15.6	53	0
Drake	7	39	5.6	9	0
Foster	6	78	13.0	50	0
D. Jones	6	54	9.0	24	1
Carroo	2	14	7.0	12	0
Pead	1	6	6.0	6	0
TEAM	173	2117	12.2	74t	10
OPPONENTS	191	2269	11.9	67t	14

	Miami	Opp.
TOTAL FIRST DOWNS	160	191
Rushing	56	53
Passing	90	111
Penalty	14	27
3rd Down: Made/Att	37/103	39/117
3rd Down Pct.	35.9	33.3
4th Down: Made/Att	0/4	3/6
4th Down Pct.	0.0	50.0

POSSESSION AVG. 27:53 32:07

	Miami	Opp.
TOTAL NET YARDS	3058	3279
Avg. Per Game	339.8	364.3
Total Plays	511	597
Avg. Per Play	6.0	5.5

NET YARDS RUSHING 1083 1159

	Miami	Opp.
Avg. Per Game	120.3	128.8
Total Rushes	225	263

NET YARDS PASSING 1975 2120

	Miami	Opp.
Avg. Per Game	219.4	235.6
Sacked/Yards Lost	20/142	22/149
Gross Yards	2117	2269
Att./Completions	266/173	312/191
Completion Pct.	65.0	61.2
Had Intercepted	7	9

PUNTS/AVERAGE 45/46.5 43/41.4

NET PUNTING AVG. 45/40.7 43/36.4

PENALTIES/YARDS 72/684 65/521

FUMBLES/BALL LOST 13/5 13/3

TOUCHDOWNS 24 22

	Miami	Opp.
Rushing	11	7
Passing	10	14
Returns	3	1

SCORE BY PERIODS

	Q1	Q2	Q3	Q4	OT	PTS
TEAM	27	53	52	66	6	204
OPPONENTS	55	66	27	58	0	206

SCORING

	TD	Ru	Pa	Rt	K-PAT	FG	S	PTS
Franks	0	0	0	0	22/22	12/15	0	58
Ajayi	6	6	0	0				0
D. Williams	5	3	2	0				0
Stills	4	0	4	0				0
Drake	2	1	0	1				0
Landry	1	0	1	0				0
Alonso	1	0	0	1				0
Cameron	1	0	1	0				0
Grant	1	0	0	1				0
D. Jones	1	0	1	0				0
Parker	1	0	1	0				0
Tannehill	1	1	0	0				0
TEAM	24	11	10	3	22/22	12/15	0	204
OPPONENTS	22	7	14	1	17/19	17/21	0	206

2-Pt Conv: Landry, TM 1-1, OPP 3-3

SACKS: Wake 7, Suh 5, Branch 3.5, J. Jones 2.5, McCain 1, M. Thomas 1, M. Williams 1, R. Jones 0.5, Phillips 0.5, TM 22, OPP 20

FUM/LOST: Tannehill 5/2, Ajayi 2/1, Darr 2/0, Grant 2/1, Foster 1/0, Landry 1/1

	Att	Cmp	Yds	Cmp%	Yds/Att	TD	TD%	Int	Int%	Long	Sack/Lost	Rating
Tannehill	265	173	2117	65.3	7.99	10	3.8	7	2.6	74t	20/ 142	91.3
Landry	1	0	0	0.0	0.00	0	0.0	0	0.0	---	0/ 0	39.6
TEAM	266	173	2117	65.0	7.96	10	3.8	7	2.6	74t	20/ 142	91.0
OPPONENTS	312	191	2269	61.2	7.27	14	4.5	9	2.9	67t	22/ 149	86.3



2016 MIAMI DOLPHINS INDIVIDUAL DEFENSIVE STATISTICS

PLAYER	GP	SOLO	ASST	TOT	SACKS	YDS	TFL	QBH	INT	PD	FF	FR
K. Alonso	9	43	28	71	0.0	0.0	5	4	1	3	0	2
R. Jones	6	31	20	51	0.5	0.5	4	0	1	4	0	0
I. Abdul-Quddus	9	26	18	44	0.0	0.0	1	3	2	4	0	0
N. Suh	9	23	19	42	5.0	37.5	5	12	0	3	0	0
B. Maxwell	8	28	8	36	0.0	0.0	0	0	1	10	2	0
T. Lippett	9	24	8	32	0.0	0.0	1	0	2	4	0	0
X. Howard	4	19	9	28	0.0	0.0	0	0	0	2	1	0
J. Jenkins	7	12	12	24	0.0	0.0	2	0	0	1	0	0
N. Hewitt	9	15	9	24	0.0	0.0	1	0	0	0	0	0
A. Branch	9	12	11	23	3.5	24.5	2	7	0	0	1	0
K. Misi	3	11	11	22	0.0	0.0	0	0	0	0	0	0
J. Jones	9	13	8	21	2.5	12.0	2	8	0	1	0	1
B. McCain	9	17	4	21	1.0	11.0	2	1	1	2	1	0
M. Thomas	9	12	6	18	1.0	14.0	1	2	0	0	1	0
C. Wake	9	12	3	15	7.0	44.5	3	10	0	0	3	0
D. Butler	7	10	4	14	0.0	0.0	2	0	0	0	0	0
J. Phillips	9	5	9	14	0.5	0.0	1	2	1	1	0	0
M. Williams	9	9	3	12	1.0	5.0	4	4	0	1	0	0
S. Paysinger	8	10	1	11	0.0	0.0	0	2	0	1	0	0
J. Warmley	5	4	4	8	0.0	0.0	0	1	0	0	0	0
C. Jones	6	4	2	6	0.0	0.0	1	1	0	0	0	0
E. Mitchell	2	4	1	5	0.0	0.0	2	0	0	0	0	0
T. Fede	3	2	2	4	0.0	0.0	0	0	0	0	0	0
B. Rambo	2	1	1	2	0.0	0.0	0	0	0	1	0	0
C. Chekwa	3	2	0	2	0.0	0.0	0	0	0	0	0	0
L. Orr	4	1	0	1	0.0	0.0	1	0	0	0	0	0
TOTALS		350	201	551	22.0	149.0	40	57	9	38	9	3

NOTE: Special teams and miscellaneous tackles/fumbles not included above

DEFENSIVE TOUCHDOWNS: K. Alonso 60-yard interception return (11/13 at SD).

MISCELLANEOUS TACKLES: K. Stills - 3, J. Ajayi - 1, J. Cameron - 1, K. Drake - 1, J. James - 1, J. Landry - 1, D. Parker - 1.

MISCELLANEOUS FORCED FUMBLES: None.

MISCELLANEOUS FUMBLE RECOVERIES: J. Ajayi - 1, J. Bushrod - 1, M. Darr - 1, J. James - 1, S. Paysinger - 1, R. Tannehill - 1.



GAME-BY-GAME TEAM STATS

2016 MIAMI DOLPHINS GAME-BY-GAME STATISTICS																			
GAME	SCORE				FIRST DOWNS				3RD DOWN		4TH DOWN		NET YARDS						
	PTS	OPP	DIFF	OT	TOT	RUSH	PASS	PEN	CON	ATT	CON	ATT	TOT	RUSH	PASS	TO	PEN	YDS	TOP
at Seattle	10	12	-2	0	11	3	7	1	3	14	0	1	214	64	150	0	4	40	25:28
at New England	24	31	-7	0	23	2	19	2	5	10	0	1	457	70	387	4	5	49	23:14
CLEVELAND	30	24	6	OT	23	6	15	2	2	10	0	0	426	115	311	3	8	67	29:12
at Cincinnati	7	22	-15	0	8	3	5	0	2	11	0	1	222	62	160	2	7	68	21:58
TENNESSEE	17	30	-13	0	8	3	5	0	4	11	0	0	200	51	149	2	8	83	23:16
PITTSBURGH	30	15	15	0	24	12	10	2	7	14	0	0	474	222	252	0	8	95	36:30
BUFFALO	28	25	3	0	26	15	9	2	5	12	0	0	454	256	198	0	13	116	37:02
N.Y. JETS	27	23	4	0	20	7	9	4	5	11	0	1	274	137	137	0	8	86	30:22
at San Diego	31	24	7	0	17	5	11	1	4	10	0	0	337	106	231	1	11	81	27:01
at Los Angeles																			
SAN FRANCISCO																			
at Baltimore																			
ARIZONA																			
at N.Y. Jets																			
at Buffalo																			
NEW ENGLAND																			
TOTALS	204	206	-2	1	160	56	90	14	37	103	0	4	3058	1083	1975	12	72	684	27:53

2016 OPPONENTS GAME-BY-GAME STATISTICS																			
GAME	SCORE				FIRST DOWNS				3RD DOWN		4TH DOWN		NET YARDS						
	PTS	OPP	DIFF	OT	TOT	RUSH	PASS	PEN	CON	ATT	CON	ATT	TOT	RUSH	PASS	TO	PEN	YDS	TOP
at Seattle	12	10	2	0	21	4	16	1	5	16	2	3	352	112	240	2	8	69	34:32
at New England	31	24	7	0	29	11	15	3	7	14	0	0	463	161	302	1	7	65	36:46
CLEVELAND	24	30	-6	OT	21	8	10	3	4	15	0	0	430	169	261	1	13	91	37:22
at Cincinnati	22	7	15	0	19	4	13	2	3	15	1	1	362	77	285	0	6	40	38:02
TENNESSEE	30	17	13	0	23	13	8	2	5	12	0	1	398	235	163	0	5	40	36:44
PITTSBURGH	15	30	-15	0	15	3	11	1	3	11	0	1	297	128	169	2	6	65	23:30
BUFFALO	25	28	-3	0	16	4	9	3	3	13	0	0	267	67	200	0	6	45	22:58
N.Y. JETS	23	27	-4	0	18	3	10	5	3	11	0	0	332	140	192	2	10	77	29:38
at San Diego	24	31	-7	0	29	3	19	7	6	11	0	0	379	70	309	4	4	29	32:59
at Los Angeles																			
SAN FRANCISCO																			
at Baltimore																			
ARIZONA																			
at N.Y. Jets																			
at Buffalo																			
NEW ENGLAND																			
TOTALS	206	204	2	1	191	53	111	27	39	117	3	6	3279	1159	2120	12	65	521	32:07



GAME-BY-GAME TEAM DEFENSIVE STATS

2016 MIAMI DOLPHINS GAME-BY-GAME TEAM DEFENSIVE STATISTICS											
GAME	SOLO	ASST	TOT	SACKS	YDS	TFL	QBH	INT	PD	FF	FR
at Seattle	33	52	85	3	18	3	9	1	5	0	1
at New England	36	48	84	2	22	5	7	0	2	3	1
CLEVELAND	52	12	64	4	18	7	8	0	5	2	1
at Cincinnati	39	32	71	1	11	7	3	0	6	1	0
TENNESSEE	45	20	65	0	0	2	1	0	0	1	0
PITTSBURGH	28	12	40	2	20	0	6	2	7	0	0
BUFFALO	31	8	39	4	21	5	9	0	1	0	0
N.Y. JETS	39	5	44	3	20	3	6	2	5	2	0
at San Diego	47	12	59	3	17	8	8	4	7	0	0
at Los Angeles											
SAN FRANCISCO											
at Baltimore											
ARIZONA											
at N.Y. Jets											
at Buffalo											
NEW ENGLAND											
TOTALS	350	201	551	22	149	40	57	9	38	9	3

2016 MIAMI DOLPHINS TURNOVERS							
GAME	TAKEAWAYS			GIVEAWAYS			DIFF
	INT	FUM	TOTAL	INT	FUM	TOTAL	
at Seattle	1	1	2	0	0	0	+2
at New England	0	1	1	2	2	4	-3
CLEVELAND	0	1	1	2	1	3	-2
at Cincinnati	0	0	0	1	1	2	-2
TENNESSEE	0	0	0	2	0	2	-2
PITTSBURGH	2	0	2	0	0	0	+2
BUFFALO	0	0	0	0	0	0	0
N.Y. JETS	2	0	2	0	0	0	+2
at San Diego	4	0	4	0	1	1	+3
at Los Angeles							
SAN FRANCISCO							
at Baltimore							
ARIZONA							
at N.Y. Jets							
at Buffalo							
NEW ENGLAND							
TOTALS	9	3	12	7	5	12	0



SPECIAL TEAMS STATS

2016 MIAMI DOLPHINS TEAM SPECIAL TEAMS STATISTICS								
GAME	SOLO	ASST	TOT	FF	FR	BFG	BPAT	BPNT
at Seattle	2	2	4	0	0	0	1	0
at New England	3	2	5	0	0	0	0	0
CLEVELAND	4	0	4	0	0	0	0	0
at Cincinnati	3	2	5	0	0	0	0	0
TENNESSEE	4	2	6	0	0	0	1	0
PITTSBURGH	3	0	3	0	0	0	0	0
BUFFALO	1	6	7	0	0	0	0	0
N.Y. JETS	3	2	5	0	0	0	0	0
at San Diego	5	1	6	0	1	0	0	0
at Los Angeles								
SAN FRANCISCO								
at Baltimore								
ARIZONA								
at N.Y. Jets								
at Buffalo								
NEW ENGLAND								
TOTALS	28	17	45	0	1	0	2	0

2016 MIAMI DOLPHINS INDIVIDUAL SPECIAL TEAMS STATISTICS								
PLAYER	SOLO	ASST	TOT	FF	FR	BFG	BPAT	BPNT
M. Thomas	9	3	12	0	0	0	0	0
M. Hull	6	3	9	0	0	0	0	0
W. Aikens	2	2	4	0	0	0	0	0
M. Gray	1	2	3	0	0	0	0	0
N. Hewitt	3	1	4	0	0	0	0	0
S. Paysinger	1	1	2	0	0	0	0	0
K. Drake	1	1	2	0	0	0	0	0
J. Lucas	0	2	2	0	0	0	0	0
D. Williams	1	0	1	0	0	0	0	0
I. Abdul-Quddus	1	0	1	0	0	0	0	0
B. McCain	1	0	1	0	0	0	0	0
M. Darr	1	0	1	0	0	0	0	0
C. Chekwa	0	1	1	0	0	0	0	0
J. Denney	0	1	1	0	0	0	0	0
J. Grant	1	0	1	0	1	0	0	0
C. Jones	0	0	0	0	0	0	1	0
J. Jones	0	0	0	0	0	0	1	0
TOTALS	28	17	45	0	1	0	2	0

2016 MIAMI DOLPHINS KICKOFF STATISTICS									
PLAYER	GP	KO	TB	PCT	YDS	AVG	RET	RET YDS	AVG START
A. Franks	9	43	28	65.1	2,777	64.6	115	288	23.9
TOTALS	9	43	28	65.1	2,777	64.6	115	288	23.9



DRIVE PRODUCTION

2016 MIAMI DOLPHINS GAME-BY-GAME DRIVE PRODUCTION										
GAME	POSS	TD	FGM	FGA	PUNT	INT	FUM	DWNS	TIME	SAF
at Seattle	12	1	1	2	7	0	0	1	1	0
at New England	12	3	1	1	4	2	2	0	0	0
CLEVELAND	15	4	1	1	6	2	1	0	1	0
at Cincinnati	11	1	0	0	7	1	1	1	0	0
TENNESSEE	10	1	1	1	6	2	0	0	0	0
PITTSBURGH	11	3	3	5	2	0	0	0	1	0
BUFFALO	12	3	2	2	5	0	0	0	2	0
N.Y. JETS	10	2	2	2	3	0	0	1	2	0
at San Diego	11	3	1	1	5	0	0	0	2	0
at Los Angeles										
SAN FRANCISCO										
at Baltimore										
ARIZONA										
at N.Y. Jets										
at Buffalo										
NEW ENGLAND										
TOTALS	104	21	12	15	45	7	4	3	9	0

2016 OPPONENTS GAME-BY-GAME DRIVE PRODUCTION										
GAME	POSS	TD	FGM	FGA	PUNT	INT	FUM	DWNS	TIME	SAF
at Seattle	12	1	2	2	6	1	1	1	0	0
at New England	12	4	1	2	4	0	1	0	1	0
CLEVELAND	13	1	3	6	5	0	1	0	0	0
at Cincinnati	12	1	5	5	4	0	0	0	2	0
TENNESSEE	12	4	1	1	5	0	0	1	1	0
PITTSBURGH	11	2	0	0	5	2	0	1	1	0
BUFFALO	11	3	1	1	7	0	0	0	0	0
N.Y. JETS	10	2	3	3	3	2	0	0	0	0
at San Diego	12	3	1	1	4	4	0	0	0	0
at Los Angeles										
SAN FRANCISCO										
at Baltimore										
ARIZONA										
at N.Y. Jets										
at Buffalo										
NEW ENGLAND										
TOTALS	105	21	17	21	43	9	3	3	5	0



RED ZONE PRODUCTION

2016 MIAMI DOLPHINS GAME-BY-GAME RED ZONE PRODUCTION											
GAME	POSS	TD	FGM	FGA	INT	FUM	DWNS	TIME	RZ PLAYS	RZ RUSH	RZ PASS
at Seattle	3	1	0	1	0	0	1	0	8	3	5
at New England	3	2	1	1	0	0	0	0	4	2	2
CLEVELAND	3	2	1	1	0	0	0	0	5	2	3
at Cincinnati	0	0	0	0	0	0	0	0	0	0	0
TENNESSEE	2	1	1	1	0	0	0	0	7	5	2
PITTSBURGH	6	2	3	4	0	0	0	0	19	10	9
BUFFALO	4	2	2	2	0	0	0	0	9	7	2
N.Y. JETS	4	1	2	2	0	0	0	1	8	3	5
at San Diego	3	2	1	1	0	0	0	0	6	3	3
at Los Angeles											
SAN FRANCISCO											
at Baltimore											
ARIZONA											
at N.Y. Jets											
at Buffalo											
NEW ENGLAND											
TOTALS	28	13	11	13	0	0	1	1	66	35	31

2016 OPPONENT GAME-BY-GAME RED ZONE PRODUCTION											
GAME	POSS	TD	FGM	FGA	INT	FUM	DWNS	TIME	RZ PLAYS	RZ RUSH	RZ PASS
at Seattle	2	1	1	1	0	0	0	0	7	2	5
at New England	4	3	1	1	0	0	0	0	8	4	4
CLEVELAND	3	1	0	2	0	0	0	0	6	3	3
at Cincinnati	3	1	2	2	0	0	0	0	10	5	5
TENNESSEE	3	3	0	0	0	0	0	0	8	4	4
PITTSBURGH	0	0	0	0	0	0	0	0	0	0	0
BUFFALO	3	2	1	1	0	0	0	0	7	3	4
N.Y. JETS	5	1	3	3	1	0	0	0	14	4	10
at San Diego	3	2	0	0	1	0	0	0	9	4	5
at Los Angeles											
SAN FRANCISCO											
at Baltimore											
ARIZONA											
at N.Y. Jets											
at Buffalo											
NEW ENGLAND											
TOTALS	26	14	8	10	2	0	0	0	69	29	40



PENALTIES

2016 GAME-BY-GAME PENALTIES						
GAME	MIAMI			OPPONENTS		
	PEN	YDS	1DWNS	PEN	YDS	1DWNS
at Seattle	4	40	1	8	69	1
at New England	5	49	3	7	65	2
CLEVELAND	8	67	3	13	91	2
at Cincinnati	7	68	2	6	40	0
TENNESSEE	8	83	2	5	40	0
PITTSBURGH	8	95	1	6	65	2
BUFFALO	13	116	3	6	45	2
N.Y. JETS	8	85	5	10	77	4
at San Diego	11	81	7	4	29	1
at Los Angeles						
SAN FRANCISCO						
at Baltimore						
ARIZONA						
at N.Y. Jets						
at Buffalo						
NEW ENGLAND						
TOTALS	72	684	27	65	521	14

REPLAY REVIEWS

2016 REPLAY CHALLENGES BY DOLPHINS		
GAME	INITIAL RULING	RULING
	None	

2016 REPLAY CHALLENGES BY OPPONENT		
GAME	INITIAL RULING	RULING
	None	

2016 REVIEWS BY REPLAY ASSISTANT		
GAME	INITIAL RULING	RULING
TENNESSEE (10/9)	J.Ajayi left guard for 4 yards, TOUCHDOWN.	Upheld
PITTSBURGH (10/16)	B.Roethlisberger pass short right intended for S.Coates INTERCEPTED by R.Jones at PIT 30. R.Jones to PIT 13 for 17 yards (J.James).	Upheld
BUFFALO (10/23)	R.Bush left guard for 1 yard, TOUCHDOWN.	Upheld
N.Y. JETS (11/6)	R.Tannehill pass short right to D.Jones for 1 yard, TOUCHDOWN.	Upheld
N.Y. JETS (11/6)	R.Fitzpatrick pass deep right to R.Anderson for 40 yards, TOUCHDOWN.	Reversed



THIRD AND FOURTH DOWNS

2016 GAME-BY-GAME THIRD DOWNS						
GAME	MIAMI			OPPONENTS		
	MADE	ATT	PCT	MADE	ATT	PCT
at Seattle	3	14	21.4	5	16	31.3
at New England	5	10	50.0	7	14	50.0
CLEVELAND	2	10	20.0	4	15	27.0
at Cincinnati	2	11	18.0	3	15	20.0
TENNESSEE	4	11	36.0	5	12	42.0
PITTSBURGH	7	14	50.0	3	11	27.0
BUFFALO	5	12	42.0	3	13	23.0
N.Y. JETS	5	11	45.0	3	11	27.0
at San Diego	4	10	40.0	6	11	55.0
at Los Angeles						
SAN FRANCISCO						
at Baltimore						
ARIZONA						
at N.Y. Jets						
at Buffalo						
NEW ENGLAND						
TOTALS	37	103	35.9	39	117	33.3

2016 GAME-BY-GAME FOURTH DOWNS						
GAME	MIAMI			OPPONENTS		
	MADE	ATT	PCT	MADE	ATT	PCT
at Seattle	0	1	0.0	2	3	66.7
at New England	0	1	0.0	0	0	0.0
CLEVELAND	0	0	0.0	0	0	0.0
at Cincinnati	0	1	0.0	1	1	100.0
TENNESSEE	0	0	0.0	0	1	0.0
PITTSBURGH	0	0	0.0	0	1	0.0
BUFFALO	0	0	0.0	0	0	0.0
N.Y. JETS	0	1	0.0	0	0	0.0
at San Diego	0	0	0.0	0	0	0.0
at Los Angeles						
SAN FRANCISCO						
at Baltimore						
ARIZONA						
at N.Y. Jets						
at Buffalo						
NEW ENGLAND						
TOTALS	0	4	0.0	3	6	50.0



QUARTER-BY-QUARTER SCORING

2016 QUARTER-BY-QUARTER SCORING													
GAME	W/L	MIAMI						OPPONENTS					
		1Q	2Q	3Q	4Q	OT	TOT	1Q	2Q	3Q	4Q	OT	TOT
at Seattle	L	0	3	0	7	-	10	3	3	0	6	-	12
at New England	L	0	3	7	14	-	24	14	10	7	0	-	31
CLEVELAND	W	7	3	7	7	6	30	0	13	0	11	0	24
at Cincinnati	L	7	0	0	0	-	7	10	6	3	3	-	22
TENNESSEE	L	0	14	3	0	-	17	7	14	3	6	-	30
PITTSBURGH	W	3	13	7	7	-	30	8	0	0	7	-	15
BUFFALO	W	3	3	8	14	-	28	3	7	7	8	-	25
N.Y. JETS	W	7	7	6	7	-	27	10	3	0	10	-	23
at San Diego	W	0	7	14	10	-	31	0	10	7	7	-	24
at Los Angeles													
SAN FRANCISCO													
at Baltimore													
ARIZONA													
at N.Y. Jets													
at Buffalo													
NEW ENGLAND													
TOTALS	5-4	27	53	52	66	6	204	55	66	27	58	-	206

LONGEST DRIVES

2016 MIAMI DOLPHINS LONGEST DRIVES		
PLAYS	NET YARDS	TIME
15 (vs. Buffalo, 10/23)	88 (at New England, 9/18)	8:00 (vs. Buffalo, 10/23)

2016 OPPONENTS LONGEST DRIVES		
PLAYS	NET YARDS	TIME
14 (twice, most recent: at Cin., 9/29)	97 (vs. Pittsburgh, 10/16)	8:25 (at Cincinnati, 9/29)

GAME-BY-GAME INACTIVES

2016 MIAMI DOLPHINS GAME-BY-GAME INACTIVES							
at Seattle	Doughty	Parker	Peard	Ajayi	Pouncey	D. Thomas	Fede
at New England	Hunter	Lucas	Peard	D. Williams	Pouncey	Butler	D. Thomas
CLEVELAND	Hunter	Lucas	Foster	Paysinger	Pouncey	D. Thomas	Fede
at Cincinnati	Foster	Pouncey	Jenkins	Misi	Steen	Albert	Cameron
TENNESSEE	Howard	Foster	Jenkins	Misi	Tunsil	Albert	Cameron
PITTSBURGH	Howard	Benwikere	Aikens	Warmesley	Fede	Young	Cameron
BUFFALO	Howard	Benwikere	Warmesley	N. Williams	Fede	Sims	Cameron
N.Y. JETS	Lucas	Howard	Benwikere	N. Williams	Fede	Young	Sims
at San Diego	Lucas	Howard	Culliver	N. Williams	Fede	Young	Duarte
at Los Angeles							
SAN FRANCISCO							
at Baltimore							
ARIZONA							
at N.Y. Jets							
at Buffalo							
NEW ENGLAND							



GAME-BY-GAME STARTERS

2016 MIAMI DOLPHINS GAME-BY-GAME OFFENSE STARTERS											
GAME	WR	LT	LG	C	RG	RT	TE	WR	QB	RB	WR
at Seattle	Stills	Albert	Tunsil	Steen	Bushrod	James	Cameron	Landry	Tannehill	Foster	Carroo
at New England	Stills	Albert	Tunsil	Steen	Bushrod	James	Cameron	Landry	Tannehill	Foster	Parker
CLEVELAND	Stills	Albert	Tunsil	Steen	Bushrod	James	Cameron	Landry	Tannehill	Drake	Parker
at Cincinnati	Stills	Tunsil	Turner	Urbik	Bushrod	James	Sims	Landry	Tannehill	Carroo (WR)	Parker
TENNESSEE	Stills	Turner	Dal. Thomas	Pouncey	Bushrod	James	Sims	Landry	Tannehill	Ajayi	Gray (TE)
PITTSBURGH	Stills	Albert	Tunsil	Pouncey	Bushrod	James	Sims	Landry	Tannehill	Ajayi	Gray (TE)
BUFFALO	Stills	Albert	Tunsil	Pouncey	Bushrod	James	D. Jones	Landry	Tannehill	Ajayi	Gray (TE)
N.Y. JETS	Stills	Albert	Tunsil	Pouncey	Bushrod	James	D. Jones	Landry	Tannehill	Ajayi	Gray (TE)
at San Diego	Stills	Albert	Tunsil	Pouncey	Bushrod	James	Sims	Landry	Tannehill	Ajayi	Parker
at Los Angeles											
SAN FRANCISCO											
at Baltimore											
ARIZONA											
at N.Y. Jets											
at Buffalo											
NEW ENGLAND											

2016 MIAMI DOLPHINS GAME-BY-GAME DEFENSE STARTERS											
GAME	DE	DT	DT	DE	LB	LB	LB	CB	CB	S	S
at Seattle	J. Jones	Suh	Phillips	M. Williams	Alonso	Misi	M. Thomas (CB)	Maxwell	Howard	R. Jones	Abdul-Quddus
at New England	J. Jones	Suh	Phillips	M. Williams	Alonso	Misi	Jenkins	Maxwell	Howard	R. Jones	Abdul-Quddus
CLEVELAND	J. Jones	Suh	Phillips	M. Williams	Alonso	M. Thomas (CB)	Jenkins	Maxwell	Howard	R. Jones	Abdul-Quddus
at Cincinnati	J. Jones	Suh	Phillips	M. Williams	Alonso	Butler	Hewitt	Lippett	Howard	R. Jones	Abdul-Quddus
TENNESSEE	J. Jones	Suh	Phillips	M. Williams	Alonso	Butler	Hewitt	Lippett	Maxwell	R. Jones	Abdul-Quddus
PITTSBURGH	Branch	Suh	Phillips	Wake	Alonso	Jenkins	McCain (CB)	Lippett	Maxwell	R. Jones	Abdul-Quddus
BUFFALO	Branch	Suh	Phillips	Wake	Alonso	Jenkins	McCain (CB)	Lippett	Maxwell	M. Thomas	Abdul-Quddus
N.Y. JETS	Branch	Suh	Phillips	Wake	Alonso	Jenkins	McCain (CB)	Lippett	Maxwell	M. Thomas	Abdul-Quddus
at San Diego	Branch	Suh	Phillips	Wake	Alonso	Butler	Hewitt	Lippett	Maxwell	M. Thomas	Abdul-Quddus
at Los Angeles											
SAN FRANCISCO											
at Baltimore											
ARIZONA											
at N.Y. Jets											
at Buffalo											
NEW ENGLAND											



PARTICIPATION

2016 MIAMI DOLPHINS PARTICIPATION CHART																				
PLAYER	at SEA	at NE	CLE	at CIN	TEN	PIT	BUF	NYJ	at SD	at LA	SF	at BAL	ARZ	at NYJ	at BUF	NE	GP	GS	DNP	INA
Abdul-Quddus, Isa	S	S	S	S	S	S	S	S	S								9	9	0	0
Aikens, Walt	X	X	X	X	X	INA	X	X	X								8	0	0	1
Ajayi, Jay	INA	X	X	X	RB	RB	RB	RB	RB								8	5	0	1
Albert, Branden	LT	LT	LT	INA	INA	LT	LT	LT	LT								7	7	0	2
Alonso, Kiko	LB	LB	LB	LB	LB	LB	LB	LB	LB								9	9	0	0
Benwikere, Bene	NOR	NOR	NOR	NOR	NOR	INA	INA	INA	PS								0	0	0	3
Branch, Andre	X	X	X	X	X	DE	DE	DE	DE								9	4	0	0
Brendel, Jake	NOR	NOR	NOR	NOR	NOR	PS	PS	PS	PS								0	0	0	0
Burgess, James	PS	NOR	NOR	NOR	NOR	NOR	NOR	NOR	NOR								0	0	0	0
Bushrod, Jermon	RG	RG	RG	RG	RG	RG	RG	RG	RG								9	9	0	0
Butler, Donald	NOR	INA	X	LB	LB	X	X	X	LB								7	3	0	1
Cameron, Jordan	TE	TE	TE	INA	INA	INA	INA	IR	IR								3	3	0	4
Carroo, Leonte	WR	X	X	WR	X	X	X	X	X								9	2	0	0
Chekwa, Chimdi	NOR	NOR	NOR	NOR	NOR	X	X	X	NOR								3	0	0	0
Culliver, Chris	PUP	PUP	PUP	PUP	PUP	PUP	PUP	PUP	INA								0	0	0	1
Darr, Matt	X	X	X	X	X	X	X	X	X								9	0	0	0
Denney, John	X	X	X	X	X	X	X	X	X								9	0	0	0
Doughty, Brandon	INA	PS	PS	PS	PS	PS	PS	PS	PS								0	0	0	1
Douglas, Jamil	PS	PS	PS	X	PS	NOR	NOR	NOR	NOR								1	0	0	0
Drake, Kenyan	X	X	RB	X	X	X	X	X	X								9	1	0	0
Duarte, Thomas	PS	PS	PS	PS	PS	PS	PS	X	INA								1	0	0	1
Ekpre-Olomu, Ifo	IR	IR	IR	IR	IR	IR	IR	IR	IR								0	0	0	0
Fede, Terrence	INA	X	INA	X	X	INA	INA	INA	INA								3	0	0	6
Foster, Arian	RB	RB	INA	INA	INA	X	X	NOR	NOR								4	2	0	3
Franks, Andrew	X	X	X	X	X	X	X	X	X								9	0	0	0
Grant, Jakeem	X	X	X	X	X	X	X	X	X								9	0	0	0
Gray, MarQueis	X	X	X	X	TE	TE	TE	TE	X								9	4	0	0
Hendy, A.J.	PS	PS	PS	PS	PS	PS	PS	PS	PS								0	0	0	0
Hewitt, Neville	X	X	X	LB	LB	X	X	X	LB								9	3	0	0
Howard, Xavien	CB	CB	CB	CB	INA	INA	INA	INA	INA								4	4	0	5
Hull, Mike	X	X	X	X	X	X	X	X	X								9	0	0	0
Hunter, Justin	X	INA	INA	NOR	NOR	NOR	NOR	NOR	NOR								1	0	0	2
James, Ja'Wuan	RT	RT	RT	RT	RT	RT	RT	RT	RT								9	9	0	0
Jenkins, Jelani	X	LB	LB	INA	INA	LB	LB	LB	X								7	5	0	2
John, Ulrick	PS	PS	PS	PS	NOR	NOR	NOR	NOR	NOR								0	0	0	0
Johnson, Storm	NOR	NOR	NOR	NOR	NOR	NOR	NOR	NOR	PS								0	0	0	0
Jones, Chris	NOR	X	X	X	X	X	X	X	NOR								7	0	0	0
Jones, Dominique	NOR	NOR	NOR	NOR	X	X	TE	TE	X								5	2	0	0
Jones, Jason	DE	DE	DE	DE	DE	X	X	X	X								9	5	0	0
Jones, Reshad	S	S	S	S	S	S	IR	IR	IR								6	6	0	0
Jordan, Dion	NFI	NFI	NFI	NFI	NFI	NFI	NFI	NFI	NFI								0	0	0	0
Laing, Cleyon	PS	PS	PS	PS	PS	PS	PS	PS	NOR								0	0	0	0
Landry, Jarvis	WR	WR	WR	WR	WR	WR	WR	WR	WR								9	9	0	0
Lippett, Tony	X	X	X	CB	CB	CB	CB	CB	CB								9	6	0	0
Lucas, Jordan	X	INA	INA	X	X	X	X	INA	INA								5	0	0	4
Maxwell, Byron	CB	CB	CB	DNP	CB	CB	CB	CB	CB								8	8	1	0
McCain, Bobby	X	X	X	X	X	CB	CB	CB	X								9	3	0	0
Misi, Koa	LB	LB	X	INA	INA	IR	IR	IR	IR								3	2	0	2
Mitchell, Earl	X	IR	IR	IR	IR	IR	IR	IR	X								2	0	0	0
Moore, Matt	DNP	DNP	DNP	DNP	DNP	DNP	DNP	DNP	DNP								0	0	9	0
Orr, Leon	NOR	NOR	PS	PS	PS	X	X	X	X								4	0	0	0
Parker, DeVante	INA	WR	WR	WR	X	X	X	X	WR								8	4	0	1
Paysinger, Spencer	X	X	INA	X	X	X	X	X	X								8	0	0	1
Pead, Isaiah	INA	INA	X	X	X	NOR	NOR	NOR	NOR								3	0	0	2
Perry, Seniorise	NOR	NOR	NOR	NOR	NOR	PS	PS	PS	PS								0	0	0	0
Phillips, Jordan	DT	DT	DT	DT	DT	DT	DT	DT	DT								9	9	0	0
Pitts, Lafayette	PS	PS	PS	PS	PS	PS	PS	PS	X								1	0	0	0
Poole, Terry	NOR	NOR	NOR	NOR	NOR	PS	PS	PS	PS								0	0	0	0
Pouncey, Mike	INA	INA	INA	INA	C	C	C	C	C								5	5	0	4
Rambo, Bacarri	NOR	NOR	NOR	NOR	NOR	NOR	NOR	X	X								2	0	0	0
Scott, Rashawn	PS	PS	PS	PS	PS	PS	PS	PS	PS								0	0	0	0
Sims, Dion	X	X	X	TE	TE	TE	INA	INA	TE								7	4	0	2
Steen, Anthony	C	C	C	INA	X	X	X	X	X								8	3	0	1
Stills, Kenny	WR	WR	WR	WR	WR	WR	WR	WR	WR								9	9	0	0
Suh, Ndamukong	DT	DT	DT	DT	DT	DT	DT	DT	DT								9	9	0	0
Tannehill, Ryan	QB	QB	QB	QB	QB	QB	QB	QB	QB								9	9	0	0
Thomas, Dallas	INA	INA	INA	DNP	LG	NOR	NOR	NOR	NOR								1	1	1	3
Thomas, Michael	CB	X	CB	X	X	X	S	S	S								9	5	0	0
Tunsil, Laremy	LG	LG	LG	LT	INA	LG	LG	LG	LG								8	8	0	1
Turner, Billy	X	X	X	LG	LT	NOR	NOR	NOR	NOR								5	2	0	0
Urbik, Kraig	X	X	X	C	X	X	X	X	X								9	1	0	0
Vigil, Zach	NFI	NFI	NFI	NFI	NFI	NFI	NFI	X	X								2	0	0	0
Wake, Cameron	X	X	X	X	X	DE	DE	DE	DE								9	4	0	0
Warmusley, Julius	X	X	X	X	X	INA	INA	PS	PS								5	0	0	2
Watts, Brandon	PS	PS	PS	PS	PS	PS	PS	PS	PS								0	0	0	0
Williams, Damien	X	INA	X	X	X	X	X	X	X								8	0	0	1
Williams, Jordan	PS	PS	NOR	NOR	NOR	NOR	NOR	NOR	NOR								0	0	0	0
Williams, Mario	DE	DE	DE	DE	DE	X	X	X	X								9	5	0	0
Williams, Nick	NOR	NOR	NOR	NOR	NOR	NOR	INA	INA	INA								0	0	0	3
Young, Sam	NOR	NOR	NOR	NOR	NOR	INA	X	INA	INA								1	0	0	3

LEGEND

POSITION IN CAPS = STARTER
 X = PLAYED/SUBSTITUTED
 DNP = DID NOT PLAY

INA = INACTIVE
 IR = INJURED RESERVE
 NOR = NOT ON ROSTER

SUSP = SUSPENDED
 PS = PRACTICE SQUAD
 PUP = PHYSICALLY UNABLE TO PERFORM

NFI - NON-FOOTBALL INJURY



THE LAST TIME... (TEAM)

WON IN OVERTIME

DOLPHINS:	9/25/16	Dolphins win vs. Cleveland, 30-24 <i>(11-yard touchdown run by Jay Ajayi)</i>
OPPONENT:	9/30/12	Cardinals win at Arizona, 24-21 <i>(Jay Feely 46-yard field goal 6:31 into overtime)</i>

WON BY SCORING IN THE LAST TWO MINUTES OF REGULATION

DOLPHINS:	11/13/16	Dolphins win at San Diego, 31-24 <i>(last score at 1:13)</i>
OPPONENT:	9/11/16	Seahawks win at Seattle, 12-10 <i>(last score at 0:35)</i>

TIED GAME BY SCORING IN THE LAST TWO MINUTES OF REGULATION

DOLPHINS:	12/21/14	Dolphins win vs. Minnesota, 37-35 <i>(tied game at 1:11)</i>
OPPONENT:	9/30/12	Cardinals tied at Arizona, 21-21 <i>(tied game at 0:22)</i>

SHUTOUT

DOLPHINS:	11/2/14	Dolphins win vs. San Diego, 37-0
OPPONENT:	12/22/13	Bills win at Buffalo, 19-0

WON BY 20-OR-MORE POINTS

DOLPHINS:	10/18/15	Dolphins win at Tennessee, 38-10
OPPONENT:	10/29/15	Patriots win at New England, 36-7

WON AFTER TRAILING BY 20-OR-MORE POINTS

DOLPHINS:	12/4/05	Dolphins win vs. Buffalo, 24-23 <i>(Bills ahead 21-0 in 1st Q)</i>
OPPONENT:	10/25/09	Saints win vs. New Orleans, 46-34 <i>(Dolphins ahead 24-3 in 2nd Q)</i>

HELD A 28-OR-MORE POINT LEAD

DOLPHINS:	10/18/15	Dolphins win at Tennessee, 38-10
OPPONENT:	10/29/15	Patriots win at New England, 36-7 (29)

HELD A 21-OR-MORE POINT LEAD

DOLPHINS:	10/26/14	Dolphins win at Tennessee, 38-10 <i>(Dolphins led by 21, 3rd Q)</i>
OPPONENT:	9/18/16	Patriots win at New England, 31-24 <i>(Patriots led 31-3, 3Q)</i>

SCORED 20-OR-MORE POINTS IN A QUARTER

DOLPHINS:	10/25/15	Dolphins win vs. Houston, 44-26 <i>(21 points, 1st Q / 20 points, 2nd Q)</i>
OPPONENT:	12/14/14	Patriots win at New England, 41-13 <i>(24 points, 3rd Q)</i>

SCORED 20-OR-MORE POINTS IN A HALF

DOLPHINS:	10/23/16	Dolphins win at San Diego, 31-24 <i>(24 points, 2nd half)</i>
OPPONENT:	10/9/16	Dolphins loss vs. Tennessee, 30-17 <i>(21 points, 1st half)</i>

HELD OPPONENT WITHOUT A TOUCHDOWN

DOLPHINS:	11/13/14	Dolphins win vs. Buffalo, 22-9
OPPONENT:	12/22/13	Bills win at Buffalo, 19-0

TOUCHDOWNS SCORED BY OFFENSE AND DEFENSE

DOLPHINS:	11/13/16	Dolphins win at San Diego, 31-24 <i>(3 offense, 1 defense)</i>
OPPONENT:	9/25/16	Dolphins win vs. Cleveland, 30-24 <i>(1 offense, 1 defense)</i>

TOUCHDOWNS SCORED BY OFFENSE, DEFENSE AND SPECIAL TEAMS

DOLPHINS:	11/1/09	Dolphins win at New York Jets, 30-25 <i>(1 offense, 1 defense, 2 special teams)</i>
OPPONENT:	10/4/10	Patriots win at New England, 41-14 <i>(2 offense, 1 defense, 2 special teams)</i>

SAFETY SCORED

DOLPHINS:	12/21/14	Terrence Fede blocked a Jeff Locke Punt out of the end zone vs. Minnesota
OPPONENT:	12/26/15	Ryan Tannehill was sacked in end zone vs Indianapolis



THE LAST TIME... (OFFENSE)

600-OR-MORE TOTAL NET YARDS OF OFFENSE

DOLPHINS:	N/A
OPPONENT:	9/12/11 Patriots win vs. New England, 38-24 <i>(622; 106 rushing, 516 passing)</i>

500-OR-MORE TOTAL NET YARDS OF OFFENSE

DOLPHINS:	10/25/15 Dolphins win vs. Houston, 44-26 <i>(503; 248 rushing, 255 passing)</i>
OPPONENT:	11/4/12 Colts win vs. Indianapolis, 23-20 <i>(516; 97 rushing, 419 passing)</i>

400-OR-MORE TOTAL NET YARDS OF OFFENSE

DOLPHINS:	10/23/16 Dolphins win vs. Buffalo, 28-25 <i>(454; 256 rushing, 198 passing)</i>
OPPONENT:	9/25/16 Dolphins win vs. Cleveland, 30-24 <i>(430; 169 rushing, 261 passing)</i>

300-OR-MORE NET YARDS RUSHING BY TEAM

DOLPHINS:	10/25/15 Dolphins win vs. Houston, 44-26
OPPONENT:	12/18/88 Steelers win at Pittsburgh, 40-24 (305)

200-OR-MORE NET YARDS RUSHING BY TEAM

DOLPHINS:	10/23/16 Dolphins win vs. Buffalo, 28-25 (256)
OPPONENT:	10/9/16 Dolphins loss vs. Tennessee, 30-17, (235)

INDIVIDUAL 200-YARD RUSHING GAME

DOLPHINS:	10/23/16 Jay Ajayi (28-214-1 TD) vs. Buffalo
OPPONENT:	12/7/86 Rueben Mayes (28-203-2 TDs) vs. New Orleans

INDIVIDUAL 150-YARD RUSHING GAME

DOLPHINS:	10/23/16 Jay Ajayi (28-214-1 TD) vs. Buffalo
OPPONENT:	10/4/15 Chris Ivory (29-166-1 TD) vs. N.Y. Jets

INDIVIDUAL 100-YARD RUSHING GAME

DOLPHINS:	11/6/16 Jay Ajayi (24-111-1 TD) vs. N.Y. Jets
OPPONENT:	10/9/16 DeMarco Murray (27-121-0 TDs) vs. Tennessee

TWO 100-YARD RUSHERS IN THE SAME GAME

DOLPHINS:	10/5/75 Mercury Morris (125 yards) and Don Nottingham (102 yards) at Green Bay
OPPONENT:	11/8/15 LeSean McCoy (112 yards) and Karlos Williams (110 yards) of Buffalo

CONSECUTIVE 100-YARD RUSHING GAMES

DOLPHINS:	10/16/16-11/6/16 Jay Ajayi (25-204-2 TDs) vs. Pittsburgh; (28-214-1 TD) vs. Buffalo; (24-111-1 TD) vs. N.Y. Jets
OPPONENT:	11/23/14 – 12/1/14 C.J. Anderson (27-167-1 TD) at Denver; Chris Johnson (17-105-0 TDs) at N.Y. Jets

COMBINED 200-YARD RUSHING BY TWO PLAYERS

DOLPHINS:	10/23/16 Jay Ajayi (214 yards) and Damien Williams (16 yards) vs. Buffalo
OPPONENT:	11/8/15 LeSean McCoy (112 yards) and Karlos Williams (110 yards) at Buffalo

INDIVIDUAL WITH 30-OR-MORE CARRIES

DOLPHINS:	11/27/03 31 by Ricky Williams (31-104) at Dallas
OPPONENT:	9/21/14 32 by Kniles Davis (32-132) vs. Kansas City

INDIVIDUAL WITH 25-OR-MORE CARRIES

DOLPHINS:	10/23/16 28 by Jay Ajayi (28-214-1 TD) vs. Buffalo
OPPONENT:	10/9/16 27 by DeMarco Murray (27-121-0 TDs) vs. Tennessee

RUSHING PLAY OF 80-OR-MORE YARDS

DOLPHINS:	10/25/15 85t by Lamar Miller vs. Houston
OPPONENT:	Has never happened

RUSHING PLAY OF 60-OR-MORE YARDS

DOLPHINS:	10/16/16 62 by Jay Ajayi vs. Pittsburgh
OPPONENT:	10/16/16 60 by Darrius Heyward-Bey vs. Pittsburgh

RUSHING PLAY OF 40-OR-MORE YARDS

DOLPHINS:	11/13/16 40 by Jay Ajayi at San Diego
OPPONENT:	10/16/16 60 by Darrius Heyward-Bey vs. Pittsburgh

INDIVIDUAL WITH TWO-OR-MORE RUSHING TOUCHDOWNS

DOLPHINS:	10/16/16 Jay Ajayi (2) vs. Pittsburgh
OPPONENT:	12/27/15 Frank Gore (2) vs. Indianapolis

400 NET YARDS PASSING BY TEAM

DOLPHINS:	10/1/95 Dolphins win at Cincinnati, 26-23 (442)
OPPONENT:	11/4/12 Colts win at Indianapolis, 23-20 (419)

300 NET YARDS PASSING BY TEAM

DOLPHINS:	9/25/16 Dolphins win vs. Browns, 30-24 (311)
OPPONENT:	11/13/16 Dolphins win at Chargers, 44-23 (309)

INDIVIDUAL WITH 50-OR-MORE PASS ATTEMPTS

DOLPHINS:	11/29/15 58 Ryan Tannehill (33-58-351-3 TDs-1 INT) at New York Jets
OPPONENT:	9/7/14 56 Tom Brady (29-56-249 -1 TD-0 INTs) vs. New England



THE LAST TIME... (OFFENSE)

INDIVIDUAL WITH 40-OR-MORE PASS ATTEMPTS

DOLPHINS:	9/18/16	45 Ryan Tannehill (32-45-389-2 TDs-2 INTs) at New England
OPPONENT:	11/13/16	44 Philip Rivers (23-44-326-3 TDs-4 INTs) at San Diego

INDIVIDUAL WITH 30-OR-MORE PASS COMPLETIONS

DOLPHINS:	9/18/16	32 Ryan Tannehill (32-45-389-2 TDs-2 INTs) at New England
OPPONENT:	12/14/15	31 Eli Manning (27-31-337-4 TDs-0 INTs) vs. N.Y. Giants

INDIVIDUAL WITH 25-OR-MORE PASS COMPLETIONS

DOLPHINS:	9/25/16	25 Ryan Tannehill (25-39-319-3 TDs-2 INTs) vs. Cleveland
OPPONENT:	9/11/16	27 Russell Wilson (27-43-258-1 TD-1 INT) at Seattle

NO SACKS ALLOWED

DOLPHINS:	10/16/16	Dolphins win vs. Pittsburgh, 30-15 (32 attempts – Ryan Tannehill)
OPPONENT:	10/9/16	Dolphins win vs. Tennessee, 30-17 (29 attempts – Marcus Mariota)

HIGHEST INDIVIDUAL PASSER RATING (MIN. 20 ATTEMPTS)

DOLPHINS:	10/25/15	158.3 – Ryan Tannehill (18-19-239-4 TDs) win at Houston, 44-26
OPPONENT:	12/28/14	158.3 – Geno Smith (20-25-358-3 TDs) vs. New York Jets, 37-24

INDIVIDUAL 300-YARD PASSING GAME

DOLPHINS:	9/25/16	319 Ryan Tannehill (25-39-3 TD-2 INT) vs. Cleveland
OPPONENT:	11/13/16	326 Philip Rivers (23-44-326-3 TDs-4 INTs) at San Diego

CONSECUTIVE 300-YARD PASSING GAMES

DOLPHINS:	9/18/16-9/25/16	389 Ryan Tannehill (32-45-3 TDs-2 INTs) at New England, 319 Ryan Tannehill (25-39-3 TDs-2 INTs) vs. Cleveland
OPPONENT:	12/14/15-12/20/15	Philip Rivers (26-36-331-3 TDs-2 INTs) at San Diego, Eli Manning (27-31-337-4 TDs-0 INTs) vs. N.Y. Giants

INDIVIDUAL FOUR-OR-MORE TOUCHDOWN PASSES

DOLPHINS:	10/25/15	4 Ryan Tannehill (18-19-239-4 TDs-0 INTs) win at Houston, 44-26
OPPONENT:	12/14/15	4 Eli Manning (27-31-337-4 TDs-0 INTs) vs. N.Y. Giants

INDIVIDUAL WITH THREE-OR-MORE TOUCHDOWN PASSES

DOLPHINS:	9/25/16	3 Ryan Tannehill (25-39-319-3 TDs-2 INTs) vs. Cleveland
OPPONENT:	11/13/16	3 Philip Rivers (23-44-326-3 TDs-4 INTs) at San Diego

INDIVIDUAL WITH 15-OR-MORE RECEPTIONS

DOLPHINS:	12/4/05	15 Chris Chambers (15-238-1 TD) vs. Buffalo
OPPONENT:	12/24/95	15 Isaac Bruce (15-210-1 TD) at St. Louis Rams

INDIVIDUAL WITH 10-OR-MORE RECEPTIONS

DOLPHINS:	9/18/16	10 Jarvis Landry (10-137-0 TDs) at New England
OPPONENT:	9/29/16	10 A.J. Green (10-173-1 TD) at Cincinnati

INDIVIDUAL WITH 200-YARD RECEIVING GAME

DOLPHINS:	9/30/12	253 Brian Hartline (12-253-1 TD) at Arizona
OPPONENT:	12/28/14	221 Eric Decker (10-221-1 TD) vs. New York Jets

INDIVIDUAL WITH 150-YARD RECEIVING GAME

DOLPHINS:	9/30/12	253 Brian Hartline (12-253-1 TD) at Arizona
OPPONENT:	9/29/16	173 A.J. Green (10-173-1 TD) at Cincinnati

INDIVIDUAL WITH 100-YARD RECEIVING GAME

DOLPHINS:	11/13/16	103 Devante Parker (5-103-0 TDs) at San Diego
OPPONENT:	11/13/16	125 Tyrell Williams (5-125-1 TD) at Chargers

TWO 100-YARD RECEIVERS IN THE SAME GAME

DOLPHINS:	9/18/16	137 Jarvis Landry (10-137-0 TDs) at New England and 106 DeVante Parker (8-106-0 TDs) at New England
OPPONENT:	11/9/14	Calvin Johnson (7-113-1TD) and Golden Tate (11-109-0 TDs) at Detroit

CONSECUTIVE 100-YARD RECEIVING GAMES

DOLPHINS:	9/18/16-9/25/16	137 Jarvis Landry (10-137-0 TDs) at New England, 120 Jarvis Landry (7-120-1 TD) vs. Cleveland
OPPONENT:	9/25/16-9/29/16	Terrelle Pryor Sr. (8-144-0 TDs) vs. Cleveland, A.J. Green (10-173-1 TD) at Cincinnati

100-YARD RECEIVING IN A HALF

DOLPHINS:	11/13/16	Tyrell Williams (4-109-1 TD in the second half) at San Diego
OPPONENT:	9/29/16	A.J. Green (8-123-1 TD in the first half) at Cincinnati



THE LAST TIME... (OFFENSE)

PASS PLAY OF 90-OR-MORE YARDS

DOLPHINS:	Has never happened
OPPONENT:	9/12/11 99t, Tom Brady to Wes Welker vs. New England

PASS PLAY OF 80-OR-MORE YARDS

DOLPHINS:	9/30/12 80, Ryan Tannehill to Brian Hartline at Arizona
OPPONENT:	12/14/15 84, Eli Manning to Odell Beckham Jr. vs. N.Y. Giants

PASS PLAY OF 60-OR-MORE YARDS

DOLPHINS:	10/23/16 66t, Ryan Tannehill to Kenny Stills vs. Buffalo
OPPONENT:	1/3/16 63, Tom Brady to James White vs. New England

PASS PLAY OF 50-OR-MORE YARDS

DOLPHINS:	11/13/16 56, Ryan Tannehill to DeVante Parker at San Diego
OPPONENT:	11/13/16 51, Philip Rivers to Tyrell Williams at San Diego

PASS PLAY OF 40-OR-MORE YARDS

DOLPHINS:	11/13/16 56, Ryan Tannehill to DeVante Parker at San Diego
OPPONENT:	11/13/16 51, Philip Rivers to Tyrell Williams at San Diego

INDIVIDUAL WITH THREE-OR-MORE TOUCHDOWN RECEPTIONS

DOLPHINS:	12/21/98 Lamar Thomas (6-136-3 TDs) vs. Denver
OPPONENT:	12/20/15 Danny Woodhead (6-50-3 TDs) at San Diego

INDIVIDUAL WITH TWO-OR-MORE TOUCHDOWN RECEPTIONS

DOLPHINS:	9/27/15 Rishard Matthews (6-110-2 TDs) vs. Buffalo
OPPONENT:	9/18/16 Danny Amendola (4-50-2 TDs) at New England

LED TEAM IN BOTH RUSHING AND RECEIVING YARDS IN THE SAME GAME

DOLPHINS:	9/11/16 Arian Foster at Seattle (38 yards rushing and 62 yards receiving)
OPPONENT:	12/6/15 Buck Allen at Baltimore (63 yards rushing and 107 receiving yards)

100-YARD RUSHER & RECEIVER IN THE SAME GAME

DOLPHINS:	10/23/16 Jay Ajayi (214 yards rushing), Kenny Stills (100 yards receiving) vs. Buffalo
OPPONENT:	11/8/15 LeSean McCoy (112 yards rushing), Karlos Williams (110 yards rushing), Sammy Watkins (168 yards receiving) at Buffalo

100-YARD RUSHER, 100-YARD RECEIVER & 300-YARD PASSER IN THE SAME GAME

DOLPHINS:	12/1/91 Dan Marino (307 yards passing), Mark Higgs (131 yards rushing), Tony Martin (106 yards receiving)
OPPONENT:	12/21/08 Tyler Thigpen (320 yards passing), Larry Johnson (108 yards rushing), Jamaal Charles (102 receiving yards)

INDIVIDUAL WITH AT LEAST ONE RUSHING AND ONE RECEIVING TOUCHDOWN IN THE SAME GAME

DOLPHINS:	11/13/16 Damien Williams (1 rushing, 1 receiving) at San Diego
OPPONENT:	10/20/14 Danny Woodhead (1 rushing, 3 receiving) at San Diego

INDIVIDUAL WITH AT LEAST ONE RUSHING TOUCHDOWN AND ONE TOUCHDOWN PASS IN THE SAME GAME

DOLPHINS:	11/23/14 Ryan Tannehill (1 rushing, 3 passing) at Denver
OPPONENT:	10/9/16 Marcus Mariota (1 rushing, 3 passing) vs. Tennessee

NO TURNOVERS

DOLPHINS:	11/6/16 Dolphins win vs. N.Y. Jets, 27-23
OPPONENT:	10/23/16 Dolphins win vs. Buffalo, 28-25

TOUCHDOWN SCORED ON FIRST DRIVE

DOLPHINS:	11/6/16 Dolphins win vs. N.Y. Jets, 27-23
OPPONENT:	11/6/16 Dolphins win vs. N.Y. Jets, 27-23

SUCCESSFUL TWO POINT CONVERSION

DOLPHINS:	10/23/16 Ryan Tannehill pass to Jarvis Landry vs. Buffalo
OPPONENT:	10/16/16 Ben Roethlisberger pass to Le'Veon Bell vs. Pittsburgh

FAILED TWO POINT CONVERSION ATTEMPT

DOLPHINS:	12/26/15 Ryan Tannehill interception vs. Indianapolis
OPPONENT:	10/25/15 Brian Hoyer incomplete pass to Jonathan Grimes vs. Houston



THE LAST TIME... (DEFENSE)

HELD OPPONENT UNDER 100 NET YARDS OF TOTAL OFFENSE

DOLPHINS:	10/21/73	Dolphins held Buffalo to 76 net yds in a home win
OPPONENT:	10/12/80	New England held Dolphins to 88 net yds in a Dolphins road loss

HELD OPPONENT UNDER 150 NET YARDS OF TOTAL OFFENSE

DOLPHINS:	9/21/03	Dolphins held Buffalo to 118 net yds in a home win
OPPONENT:	12/22/12	Buffalo held Dolphins to 103 net yds in a Dolphins road loss

HELD OPPONENT UNDER 200 NET YARDS OF TOTAL OFFENSE

DOLPHINS:	1/3/16	Dolphins held New England to 196 net yds in a Dolphins home win
OPPONENT:	11/15/12	Buffalo held Dolphins to 184 net yds in a Dolphins road loss

HELD OPPONENT UNDER 300 NET YARDS OF TOTAL OFFENSE

DOLPHINS:	10/23/16	Dolphins held Buffalo to 267 net yds in a Dolphins home win
OPPONENT:	11/6/16	N.Y. Jets held Dolphins to 274 net yds in a Dolphins home win

HELD OPPONENT UNDER 30 YARDS RUSHING

DOLPHINS:	9/30/12	Dolphins held Arizona to 28 rushing yds in a road loss
OPPONENT:	11/29/15	New York Jets held Dolphins to 12 rushing yds in a road loss

HELD OPPONENT UNDER 50 YARDS RUSHING

DOLPHINS:	11/2/14	Dolphins held San Diego to 50 rushing yds in a Dolphins home win
OPPONENT:	12/20/15	San Diego held Dolphins to 44 rushing yds in a Dolphins road loss

HELD OPPONENT UNDER 75 YARDS RUSHING

DOLPHINS:	11/13/16	Dolphins held San Diego to 70 rushing yds in an away game win
OPPONENT:	10/9/16	Tennessee held Dolphins to 51 rushing yds in a Dolphins home loss

HELD OPPONENT UNDER 100 YARDS RUSHING

DOLPHINS:	11/13/16	Dolphins held San Diego to 70 rushing yds in an away game win
OPPONENT:	10/9/16	Tennessee held Dolphins to 51 rushing yds in a Dolphins home loss

HELD OPPONENT UNDER 100 NET YARDS PASSING

DOLPHINS:	12/1/14	Dolphins held N.Y. Jets to 49 net passing yds in win at N.Y. Jets
OPPONENT:	12/22/13	Buffalo held Dolphins to 89 net passing yds in Dolphins road loss

HELD OPPONENT UNDER 150 NET YARDS PASSING

DOLPHINS:	1/3/16	Dolphins held New England to 126 net passing yds in a Dolphins home win
OPPONENT:	11/6/16	N.Y. Jets held Dolphins to 137 net passing yds in Dolphins home win

TWO INTERCEPTION RETURNS FOR A TOUCHDOWN

DOLPHINS:	10/26/14	Louis Delmas (81yd TD) and Brent Grimes (22yd TD) at Jacksonville
OPPONENT:	10/25/09	Darren Sharper (42yd TD) and Tracy Porter (54yd TD) vs. New Orleans

INTERCEPTION RETURN FOR A TOUCHDOWN

DOLPHINS:	11/13/16	Kiko Alonso (60yd TD) at San Diego
OPPONENT:	9/25/16	Briean Boddy-Calhoun (27yd TD) vs. Cleveland

INDIVIDUAL WITH THREE-OR-MORE INTERCEPTIONS

DOLPHINS:	11/7/99	Sam Madison (3) vs. Tennessee
OPPONENT:	10/20/02	Nate Clements (3) at Buffalo

INDIVIDUAL WITH TWO-OR-MORE INTERCEPTIONS

DOLPHINS:	11/13/16	Tony Lippett (2) at San Diego
OPPONENT:	9/27/15	Preston Brown (2) vs. Buffalo

SEVEN-OR-MORE SACKS BY TEAM

DOLPHINS:	9/30/12	Dolphins recorded 8 sacks in a loss at Arizona
OPPONENT:	12/27/15	Indianapolis Colts recorded 7 sacks in a home win

SIX-OR-MORE SACKS BY TEAM

DOLPHINS:	10/18/15	Dolphins recorded 6 sacks in a win at Tennessee
OPPONENT:	10/9/16	Tennessee recorded 6 sacks in a road win

FIVE-OR-MORE SACKS BY TEAM

DOLPHINS:	10/18/15	Dolphins recorded 6 sacks in a win at Tennessee
OPPONENT:	10/9/16	Tennessee recorded 6 sacks in a road win

INDIVIDUAL WITH FOUR-OR-MORE SACKS

DOLPHINS:	10/18/15	Cameron Wake (4.0) at Tennessee
OPPONENT:		Has never happened

INDIVIDUAL WITH THREE-OR-MORE SACKS

DOLPHINS:	10/18/15	Cameron Wake (4.0) at Tennessee
OPPONENT:	12/7/14	Elvis Dumervil (3.5) vs. Baltimore

INDIVIDUAL WITH TWO-OR-MORE SACKS

DOLPHINS:	11/13/16	Cameron Wake (2.0) at San Diego
OPPONENT:	10/9/16	Brian Orakpo, Sean Spence and Derrick Morgan each had (2.0) vs. Tennessee

FUMBLE RECOVERED FOR TOUCHDOWN

DOLPHINS:	9/28/14	Cortland Finnegan (50) at Oakland (London)
OPPONENT:	12/20/07	Chinedum Ndukwue (54) at Cincinnati



THE LAST TIME... (SPECIAL TEAMS)

KICKOFF RETURN FOR A TOUCHDOWN

DOLPHINS: 11/6/16 Kenyan Drake (96TD) vs. N.Y. Jets
OPPONENT: 9/14/14 C.J. Spiller (102TD) at Buffalo

KICKOFF RETURN FOR A TOUCHDOWN ON THE OPENING KICKOFF

DOLPHINS: 12/5/71 Mercury Morris (94 yds) at New England
OPPONENT: 11/28/10 Jacoby Ford (101TD) at Oakland

KICKOFF RETURN FOR 50 YARDS OR MORE

DOLPHINS: 11/6/16 Kenyan Drake (96TD) vs. N.Y. Jets
OPPONENT: 12/28/14 Chris Owusu (87) vs. New York Jets

PUNT RETURN FOR A TOUCHDOWN

DOLPHINS: 10/9/16 Jakeem Grant (74TD) vs. Tennessee
OPPONENT: 11/15/12 Leodis McKelvin (79TD) at Buffalo

PUNT RETURN FOR 50 YARDS OR MORE

DOLPHINS: 10/9/16 Jakeem Grant (74TD) vs. Tennessee
OPPONENT: 11/29/15 Jeremy Kerley (57) at New York Jets

BLOCKED PUNT RECOVERED FOR TOUCHDOWN

DOLPHINS: 10/28/12 Olivier Vernon at New York Jets
OPPONENT: 9/29/91 Chris Burkett vs. New York Jets

BLOCKED PUNT

DOLPHINS: 11/15/15 Zach Vigil at Philadelphia (*Blocked a Donnie Jones punt in the 2nd quarter*)
OPPONENT: 9/14/14 Boobie Dixon at Buffalo (*Block a Brandon Fields punt in the 1st quarter*)

BLOCKED PAT

DOLPHINS: 10/9/16 Dolphins (C. Jones) blocked Tennessee (R. Succop) extra point in Miami
OPPONENT: 11/15/09 Tampa Bay (D. Penn) blocked Dolphins (D. Carpenter) extra point

MISSED (NOT BLOCKED) PAT

DOLPHINS: 11/29/15 Andrew Franks at New York Jets
OPPONENT: 12/27/15 Adam Vinatieri vs. Indianapolis

BLOCKED FIELD GOAL

DOLPHINS: 11/9/14 Earl Mitchell at Detroit (Matt Prater 42-yd attempt)
OPPONENT: 10/16/16 Daniel McCullers vs. Pittsburgh (Andrew Franks 24-yd attempt)

BLOCKED FIELD GOAL RETURNED FOR A TD

DOLPHINS: 12/19/71 Curtis Johnson (47TD) on Tim Webster attempt vs. Green Bay
OPPONENT: 12/14/14 Kyle Arrington (62TD) on Caleb Sturgis attempt vs. New England

INDIVIDUAL WITH SIX-OR-MORE FIELD GOALS ATTEMPTED

DOLPHINS: 11/28/10 Dan Carpenter (4-6) at Oakland (49, 51SH, 23, 44, 49 WR, 25)
OPPONENT: 9/25/16 Cody Parkey (3-6) vs. Cleveland (41WL, 46, 48, 42 WL, 38, 46 WL)

INDIVIDUAL WITH SIX-OR-MORE FIELD GOALS MADE

DOLPHINS: 10/17/99 Olindo Mare (6-6) at New England (20, 33, 45, 45, 41, 53)
OPPONENT: N/A

INDIVIDUAL WITH FIVE-OR-MORE FIELD GOALS ATTEMPTED

DOLPHINS: 10/16/16 Andrew Franks (3-5) in Miami (30, 23, 30, 24B, 50 WL)
OPPONENT: 9/29/16 Mike Nugent (5-5) at Cincinnati (42, 22, 43, 22, 47)

INDIVIDUAL WITH FIVE-OR-MORE FIELD GOALS MADE

DOLPHINS: 10/31/10 Dan Carpenter (5-5) at Cincinnati (38, 42, 24, 54, 31)
OPPONENT: 9/29/16 Mike Nugent (5-5) at Cincinnati (42, 22, 43, 22, 47)

INDIVIDUAL WITH FOUR-OR-MORE FIELD GOALS ATTEMPTED

DOLPHINS: 10/16/16 Andrew Franks (3-5) in Miami (30, 23, 30, 24B, 50 WL)
OPPONENT: 9/29/16 Mike Nugent (5-5) at Cincinnati (42, 22, 43, 22, 47)

INDIVIDUAL WITH FOUR-OR-MORE FIELD GOALS MADE

DOLPHINS: 9/7/14 Caleb Sturgis (4-4) vs. New England (38, 24, 22, 27)
OPPONENT: 9/29/16 Mike Nugent (5-5) at Cincinnati (42, 22, 43, 22, 47)

INDIVIDUAL WITH THREE-OR-MORE FIELD GOALS ATTEMPTED

DOLPHINS: 10/16/16 Andrew Franks (3-5) in Miami (30, 23, 30, 24B, 50 WL)
OPPONENT: 11/6/16 Nick Folk (3-3) vs. N.Y. Jets (23, 21, 28)

INDIVIDUAL WITH THREE-OR-MORE FIELD GOALS MADE

DOLPHINS: 10/16/16 Andrew Franks (3-5) in Miami (30, 23, 30, 24B, 50 WL)
OPPONENT: 11/6/16 Nick Folk (3-3) vs. N.Y. Jets (23, 21, 28)

SUCCESSFUL ONSIDES KICK

DOLPHINS: 10/28/12 Dolphins win at New York Jets
OPPONENT: 12/18/11 Dolphins win at Buffalo

FAILED ONSIDES KICK ATTEMPT

DOLPHINS: 12/20/15 Dolphins loss at San Diego
OPPONENT: 10/23/16 Dolphins win vs. Buffalo

National Football League Game Summary

NFL Copyright © 2016 by The National Football League. All rights reserved. This summary and play-by-play is for the express purpose of assisting media in their coverage of the game; any other use of this material is prohibited without the written permission of the National Football League. Updated: 11/13/2016

Date: Sunday, 11/13/2016

Miami Dolphins at San Diego Chargers
at Qualcomm Stadium, San Diego, CA

Start Time: 1:00 PM PT

Game Day Weather

Game Weather: Sunny
Played on Turf: Grass

Temp: 85° F (29.4° C) Humidity: 18%, Wind: WNW 11 mph

Officials

Referee: McAulay, Terry (77)
Line Judge: Stephan, Tom (68)
Back Judge: Martinez, Rich (39)

Umpire: Wash, Undrey (96)
Side Judge: Monroe, Jonah (120)
Replay Official: Frantz, Earnie ()

Head Linesman: Bergman, Jeff (32)
Field Judge: Patterson, Rick (15)

Lineups

Miami Dolphins

San Diego Chargers

Offense		Defense	
WR 10	K.Stills	DE 91	C.Wake
LT 76	B.Albert	DT 93	N.Suh
LG 67	L.Tunsil	DT 97	J.Phillips
C 51	M.Pouncey	DE 50	A.Branch
RG 74	J.Bushrod	LB 56	D.Butler
RT 70	J.James	LB 47	K.Alonso
TE 80	D.Sims	LB 46	N.Hewitt
QB 17	R.Tannehill	CB 41	B.Maxwell
RB 23	J.Ajayi	CB 36	T.Lippett
WR 14	J.Landry	S 24	I.Abdul-Quddus
WR 11	D.Parker	S 31	M.Thomas

Offense		Defense	
WR 15	D.Inman	DE 99	J.Bosa
LT 77	K.Dunlap	NT 92	B.Mebane
LG 74	O.Franklin	DT 94	C.Liuget
C 68	M.Slauson	OLB 54	M.Ingram
RG 76	D.Fluker	ILB 56	K.Toomer
RT 72	J.Barksdale	ILB 51	K.Emanuel
OT 79	K.Wiggins	LCB 24	B.Flowers
TE 86	H.Henry	RCB 26	C.Hayward
WR 16	Ty.Williams	SS 31	A.Phillips
QB 17	P.Rivers	FS 20	D.Lowery
RB 28	M.Gordon	CB 29	C.Mager

Substitutions

Substitutions

K 3 A.Franks, P 4 M.Darr, WR 19 J.Grant, RB 26 D.Williams, CB 28 B.McCain, S 30 B.Rambo, RB 32 K.Drake, S 35 W.Aikens, CB 40 L.Pitts, LB 42 S.Paysinger, LB 45 M.Hull, TE 48 M.Gray, LB 49 Z.Vigil, LB 53 J.Jenkins, C/G 60 K.Urbik, C/G 65 A.Steen, TE 85 D.Jones, WR 88 L.Caroo, DT 90 E.Mitchell, LS 92 J.Denney, DE 94 M.Williams, DT 96 L.Orr, DE 98 J.Jones

K 2 J.Lambo, P 8 D.Kaser, QB 10 K.Clemens, S 23 D.McCoil, S 25 D.Stuckey, RB 27 K.Farrow, FB 34 D.Watt, CB 42 T.Williams, TE 45 A.Cleveland, OLB 46 C.Landrum, LS 47 M.Windt, ILB 53 J.Perry, OLB 58 To.Williams, OLB 59 D.King, DT 71 D.Square, C-G 73 S.Pulley, G-T 75 C.Hairston, WR 83 G.Whalen, TE 84 S.McGrath, TE 85 A.Gates, WR 89 I.Burse, DE 93 D.Philon, DT 95 T.Palepoi, OLB 97 J.Attaochu

Did Not Play

Did Not Play

QB 8 M.Moore

Not Active

Not Active

CB 21 J.Lucas, CB 25 X.Howard, CB 29 C.Culliver, DE 75 N.Williams, DE 78 T.Fede, T 79 S.Young, TE 83 T.Duarte

WR-KR 12 T.Benjamin, S 37 J.Addae, ILB 52 D.Perryman, ILB 57 J.Brown, C 62 M.Tuerk, WR 81 G.Davis, WR 88 J.Butler

Field Goals (made () & missed)

Player	Made	Missed	1	2	3	4	OT	Total
A.Franks	(27)							
J.Lambo		(45)						
VISITOR:	Miami Dolphins		0	7	14	10	0	31
HOME:	San Diego Chargers		0	10	7	7	0	24

Scoring Plays

Team	Qtr	Time	Play Description (Extra Point) (Drive Info)	Visitor	Home
Chargers	2	14:51	J.Lambo 45 yd. Field Goal (7-46, 3:03)	0	3
Chargers	2	7:37	A.Gates 11 yd. pass from P.Rivers (J.Lambo kick) (9-80, 4:53)	0	10
Dolphins	2	2:50	K.Stills 39 yd. pass from R.Tannehill (A.Franks kick) (9-74, 4:47)	7	10
Dolphins	3	12:29	D.Williams 2 yd. run (A.Franks kick) (5-75, 2:31)	14	10
Chargers	3	5:36	H.Henry 7 yd. pass from P.Rivers (J.Lambo kick) (12-75, 6:53)	14	17
Dolphins	3	1:43	D.Williams 18 yd. pass from R.Tannehill (A.Franks kick) (8-75, 3:53)	21	17
Chargers	4	4:04	Ty.Williams 51 yd. pass from P.Rivers (J.Lambo kick) (4-58, 1:02)	21	24
Dolphins	4	2:57	A.Franks 27 yd. Field Goal (5-66, 1:07)	24	24
Dolphins	4	1:01	K.Alonso 60 yd. interception return (A.Franks kick)	31	24

National Football League Game Summary

NFL Copyright © 2016 by The National Football League. All rights reserved. This summary and play-by-play is for the express purpose of assisting media in their coverage of the game; any other use of this material is prohibited without the written permission of the National Football League. Updated: 11/13/2016

Paid Attendance: 55,107

Time: 3:20

Final Individual Statistics

Miami Dolphins

RUSHING	ATT	YDS	AVG	LG	TD
J.Ajayi	19	79	4.2	40	0
R.Tannehill	3	16	5.3	18	0
K.Drake	1	9	9.0	9	0
D.Williams	2	2	1.0	2	1
Total	25	106	4.2	40	1

PASSING	ATT	CMP	YDS	SK/YD	TD	LG	IN	RT
R.Tannehill	24	17	240	1/9	2	56	0	130.6
Total	24	17	240	1/9	2	56	0	130.6

PASS RECEIVING	TAR	REC	YDS	AVG	LG	TD
J.Landry	6	6	53	8.8	25	0
D.Parker	8	5	103	20.6	56	0
K.Stills	3	2	47	23.5	39	1
M.Gray	2	2	18	9.0	9	0
D.Williams	1	1	18	18.0	18	1
J.Ajayi	1	1	1	1.0	1	0
D.Jones	1	0	0	0.0	0	0
D.Sims	1	0	0	0.0	0	0
Total	23	17	240	14.1	56	2

INTERCEPTIONS	NO	YDS	AVG	LG	TD
T.Lippett	2	0	0.0	0	0
K.Alonso	1	60	60.0	60	1
B.Maxwell	1	27	27.0	27	0
Total	4	87	21.8	60	1

PUNTING	NO	YDS	AVG	NET	TB	IN20	LG
M.Darr	5	258	51.6	42.6	0	1	59
Total	5	258	51.6	42.6	0	1	59

PUNT RETURNS	NO	YDS	AVG	FC	LG	TD
J.Grant	3	3	1.0	0	3	0
[DOWNED]	1	0	0.0	0	0	0
Total	3	3	1.0	0	3	0

KICKOFF RETURNS	NO	YDS	AVG	FC	LG	TD
J.Grant	2	54	27.0	0	31	0
[TOUCHBACK]	3	0	0.0	0	0	0
Total	2	54	27.0	0	31	0

San Diego Chargers

RUSHING	ATT	YDS	AVG	LG	TD
M.Gordon	24	70	2.9	19	0
Total	24	70	2.9	19	0

PASSING	ATT	CMP	YDS	SK/YD	TD	LG	IN	RT
P.Rivers	44	23	326	3/17	3	51	4	61.4
Total	44	23	326	3/17	3	51	4	61.4

PASS RECEIVING	TAR	REC	YDS	AVG	LG	TD
Ty.Williams	11	5	125	25.0	51	1
M.Gordon	8	5	62	12.4	20	0
D.Inman	9	5	43	8.6	14	0
A.Gates	9	4	63	15.8	19	1
H.Henry	2	2	11	5.5	7	1
S.McGrath	1	1	12	12.0	12	0
G.Whalen	1	1	10	10.0	10	0
I.Burse	1	0	0	0.0	0	0
Total	42	23	326	14.2	51	3

INTERCEPTIONS	NO	YDS	AVG	LG	TD
Total	0	0	0	0	0

PUNTING	NO	YDS	AVG	NET	TB	IN20	LG
D.Kaser	4	199	49.8	49.0	0	3	55
Total	4	199	49.8	49.0	0	3	55

PUNT RETURNS	NO	YDS	AVG	FC	LG	TD
I.Burse	3	45	15.0	0	21	0
[DOWNED]	2	0	0.0	0	0	0
Total	3	45	15.0	0	21	0

KICKOFF RETURNS	NO	YDS	AVG	FC	LG	TD
I.Burse	1	21	21.0	0	21	0
[TOUCHBACK]	5	0	0.0	0	0	0
Total	1	21	21.0	0	21	0

Miami Dolphins

FUMBLES	FUM	LOST	OWN-REC	YDS	TD	FORCED	OPP-REC	YDS	TD	OUT-BDS
J.Grant	2	1	1	0	0	0	0	0	0	0
R.Tannehill	1	0	0	0	0	0	0	0	0	0
J.Bushrod	0	0	1	0	0	0	0	0	0	0
Total	3	1	2	0	0	0	0	0	0	0

San Diego Chargers

FUMBLES	FUM	LOST	OWN-REC	YDS	TD	FORCED	OPP-REC	YDS	TD	OUT-BDS
M.Ingram	0	0	0	0	0	1	0	0	0	0
D.Stuckey	0	0	0	0	0	0	1	0	0	0
Total	0	0	0	0	0	1	1	0	0	0

Final Team Statistics

	Visitor Dolphins	Home Chargers
TOTAL FIRST DOWNS	17	29
By Rushing	5	3
By Passing	11	19
By Penalty	1	7
THIRD DOWN EFFICIENCY	4-10-40%	6-11-55%
FOURTH DOWN EFFICIENCY	0-0-0%	0-0-0%
TOTAL NET YARDS	337	379
Total Offensive Plays (inc. times thrown passing)	50	71
Average gain per offensive play	6.7	5.3
NET YARDS RUSHING	106	70
Total Rushing Plays	25	24
Average gain per rushing play	4.2	2.9
Tackles for a loss-number and yards	6-20	4-12
NET YARDS PASSING	231	309
Times thrown - yards lost attempting to pass	1-9	3-17
Gross yards passing	240	326
PASS ATTEMPTS-COMPLETIONS-HAD INTERCEPTED	24-17-0	44-23-4
Avg gain per pass play (inc.# thrown passing)	9.2	6.6
KICKOFFS Number-In End Zone-Touchbacks	6-6-5	5-5-3
PUNTS Number and Average	5-51.6	4-49.8
Had Blocked	0	0
FGs - PATs Had Blocked	0-0	0-0
Net Punting Average	42.6	49.0
TOTAL RETURN YARDAGE (Not Including Kickoffs)	90	45
No. and Yards Punt Returns	3-3	3-45
No. and Yards Kickoff Returns	2-54	1-21
No. and Yards Interception Returns	4-87	0-0
PENALTIES Number and Yards	11-81	4-29
FUMBLES Number and Lost	3-1	0-0
TOUCHDOWNS	4	3
Rushing	1	0
Passing	2	3
Interceptions	1	0
EXTRA POINTS Made-Attempts	4-4	3-3
Kicking Made-Attempts	4-4	3-3
FIELD GOALS Made-Attempts	1-1	1-1
RED ZONE EFFICIENCY	2-3-67%	2-3-67%
GOAL TO GO EFFICIENCY	1-2-50%	1-2-50%
SAFETIES	0	0
FINAL SCORE	31	24
TIME OF POSSESSION	27:01	32:59

Ball Possession And Drive Chart

Miami Dolphins

#	Time Recd	Time Lost	Time Poss	How Ball Obtained	Drive Began	# Play	Yds Gain	Yds Pen	Net Yds	1st Down	Last Scrm	How Given Up
1	12:00	5:34	6:26	Punt	MIA 11	10	46	0	46	4	SD 43	Punt
2	4:30	2:54	1:36	Punt	MIA 38	3	1	0	1	0	MIA 39	Punt
3	14:51	12:30	2:21	Kickoff	MIA 17	3	9	0	9	0	MIA 26	Punt
4	7:37	2:50	4:47	Kickoff	MIA 26	9	74	0	74	4	SD 39	Touchdown
5	0:45	0:00	0:45	Punt	MIA 7	1	1	0	1	0	MIA 7	End of Half
6	15:00	12:29	2:31	Kickoff	MIA 25	5	75	0	75	3	* SD 2	Touchdown
7	5:36	1:43	3:53	Kickoff	MIA 25	8	75	0	75	4	* SD 18	Touchdown
8	12:38	11:33	1:05	Interception	MIA 20	3	-1	0	-1	0	MIA 19	Punt
9	6:59	5:06	1:53	Interception	MIA 41	3	1	-10	-9	0	MIA 32	Punt
10	4:04	2:57	1:07	Kickoff	MIA 25	5	57	9	66	2	* SD 9	Field Goal
11	0:37	0:00	0:37	Interception	MIA 47	1	-1	0	-1	0	MIA 47	End of Game

(282) Average MIA 26

San Diego Chargers

#	Time Recd	Time Lost	Time Poss	How Ball Obtained	Drive Began	# Play	Yds Gain	Yds Pen	Net Yds	1st Down	Last Scrm	How Given Up
1	15:00	12:00	3:00	Kickoff	SD 25	6	13	0	13	1	SD 38	Punt
2	5:34	4:30	1:04	Punt	SD 3	3	1	5	6	0	SD 9	Punt
3	2:54	14:51	3:03	Punt	SD 27	7	24	22	46	3	MIA 27	Field Goal
4	12:30	7:37	4:53	Punt	SD 20	9	80	0	80	6	* MIA 11	Touchdown
5	2:50	0:45	2:05	Kickoff	SD 25	8	39	0	39	3	MIA 36	Punt
6	12:29	5:36	6:53	Kickoff	SD 25	12	58	17	75	5	* MIA 7	Touchdown
7	1:43	13:41	3:02	Kickoff	SD 21	5	12	5	17	1	SD 38	Punt
8	13:41	12:38	1:03	Muffed Punt	MIA 5	4	0	3	3	1	* MIA 2	Interception
9	11:33	6:59	4:34	Punt	SD 12	8	54	4	58	4	MIA 30	Interception
10	5:06	4:04	1:02	Punt	SD 42	4	53	5	58	2	SD 49	Touchdown
11	2:57	1:01	1:56	Kickoff	SD 25	4	33	0	33	2	MIA 42	Interception
12	1:01	0:37	0:24	Kickoff	SD 25	2	12	0	12	1	SD 37	Interception

(345) Average SD 29

* inside opponent's 20

Time of Possession by Quarter		1st	2nd	3rd	4th	OT	Total
Visitor	Miami Dolphins	8:02	7:53	6:24	4:42		27:01
Home	San Diego Chargers	6:58	7:07	8:36	10:18		32:59

Kickoff Drive No.-Start Average

Dolphins: 5 - MIA 24

Chargers: 6 - SD 24

Final Defensive Statistics

Miami Dolphins	Regular Defensive Plays												Special Teams					Misc			
	TKL	AST	COMB	SK	/ YDS	TFL	Q	IN	PD	FF	FR	TKL	AST	FF	FR	BL	TKL	AST	FF	FR	
T.Lippett	7	0	7	0	0	1	0	2	2	0	0	0	0	0	0	0	0	0	0	0	0
I.Abdul-Quddus	5	1	6	0	0	0	1	0	0	0	0	0	0	0	0	0	0	0	0	0	0
B.Maxwell	5	0	5	0	0	0	0	1	2	0	0	0	0	0	0	0	0	0	0	0	0
N.Suh	3	2	5	0.5	3	0	2	0	1	0	0	0	0	0	0	0	0	0	0	0	0
K.Alonso	4	0	4	0	0	1	1	1	1	0	0	0	0	0	0	0	0	0	0	0	0
E.Mitchell	4	0	4	0	0	2	0	0	0	0	0	0	0	0	0	0	0	0	0	0	0
A.Branch	3	1	4	0.5	3	1	2	0	0	0	0	0	0	0	0	0	0	0	0	0	0
N.Hewitt	2	2	4	0	0	0	0	0	0	0	0	1	0	0	0	0	0	0	0	0	0
J.Jenkins	2	2	4	0	0	0	0	0	0	0	0	0	0	0	0	0	0	0	0	0	0
C.Wake	3	0	3	2	11	2	2	0	0	0	0	0	0	0	0	0	0	0	0	0	0
B.McCain	3	0	3	0	0	0	0	0	0	0	0	0	0	0	0	0	0	0	0	0	0
J.Jones	2	0	2	0	0	0	0	0	0	0	0	0	0	0	0	0	0	0	0	0	0
M.Thomas	1	1	2	0	0	0	0	0	0	0	0	2	0	0	0	0	0	0	0	0	0
J.Phillips	1	1	2	0	0	0	0	0	0	0	0	0	0	0	0	0	0	0	0	0	0
M.Williams	1	1	2	0	0	0	0	0	0	0	0	0	0	0	0	0	0	0	0	0	0
L.Orr	1	0	1	0	0	1	0	0	0	0	0	0	0	0	0	0	0	0	0	0	0
B.Rambo	0	1	1	0	0	0	0	0	1	0	0	0	0	0	0	0	0	0	0	0	0
J.Grant	0	0	0	0	0	0	0	0	0	0	0	1	0	0	1	0	0	0	0	0	0
M.Hull	0	0	0	0	0	0	0	0	0	0	0	1	0	0	0	0	0	0	0	0	0
J.Denney	0	0	0	0	0	0	0	0	0	0	0	0	1	0	0	0	0	0	0	0	0
J.Bushrod	0	0	0	0	0	0	0	0	0	0	0	0	0	0	0	0	0	0	0	0	1
Total	47	12	59	3	17	8	8	4	7	0	0	5	1	0	1	0	0	0	0	0	1

TKL = Tackle AST = Assist COMB = Combined QH=QB Hit IN = Interception PD = Pass Defense FF = Forced Fumble FR = Fumble Recovery

San Diego Chargers	Regular Defensive Plays												Special Teams					Misc			
	TKL	AST	COMB	SK	/ YDS	TFL	QH	IN	PD	FF	FR	TKL	AST	FF	FR	BL	TKL	AST	FF	FR	
K.Toomer	10	1	11	0	0	3	0	0	1	0	0	0	0	0	0	0	0	0	0	0	0
A.Phillips	6	1	7	0	0	1	0	0	0	0	0	0	0	0	0	0	0	0	0	0	0
M.Ingram	4	0	4	1	9	0	3	0	1	1	0	0	0	0	0	0	0	0	0	0	0
D.Lowery	3	0	3	0	0	0	0	0	0	0	0	0	0	0	0	0	0	0	0	0	0
C.Mager	3	0	3	0	0	0	0	0	0	0	0	0	0	0	0	0	0	0	0	0	0
C.Liuget	2	1	3	0	0	2	2	0	0	0	0	0	0	0	0	0	0	0	0	0	0
K.Emanuel	2	1	3	0	0	0	0	0	0	0	0	0	0	0	0	0	0	0	0	0	0
B.Flowers	2	1	3	0	0	1	0	0	0	0	0	0	0	0	0	0	0	0	0	0	0
To.Williams	1	2	3	0	0	0	0	0	0	0	0	1	0	0	0	0	0	0	0	0	0
C.Hayward	2	0	2	0	0	1	0	0	1	0	0	0	0	0	0	0	0	0	0	0	0
D.Stuckey	2	0	2	0	0	0	0	0	0	0	0	0	0	0	1	0	0	0	0	0	0
T.Palepoi	1	1	2	0	0	0	1	0	0	0	0	0	0	0	0	0	0	0	0	0	0
B.Mebane	1	0	1	0	0	0	1	0	0	0	0	0	0	0	0	0	0	0	0	0	0
D.McCoil	1	0	1	0	0	0	0	0	0	0	0	2	0	0	0	0	0	0	0	0	0
J.Bosa	0	1	1	0	0	0	0	0	0	0	0	0	0	0	0	0	0	0	0	0	0
D.Square	0	1	1	0	0	0	0	0	0	0	0	0	0	0	0	0	0	0	0	0	0
T.Williams	0	0	0	0	0	0	0	0	1	0	0	0	0	0	0	0	0	0	0	0	0
D.Watt	0	0	0	0	0	0	0	0	0	0	0	1	0	0	0	0	0	0	0	0	0
K.Farrow	0	0	0	0	0	0	0	0	0	0	0	0	0	0	0	0	1	0	0	0	0
Total	40	10	50	1	9	8	7	0	4	1	0	4	0	0	1	0	1	0	0	0	0

Miami Dolphins vs San Diego Chargers
11/13/2016 at Qualcomm Stadium

First Half Summary

PERIOD SCORES

Dolphins	0 7 = 7
Chargers	0 10 = 10

TIME OF POSSESSION

Dolphins	15:55
Chargers	14:05

Scoring Plays

Team	Qtr	Time	Play Description (Extra Point) (Drive Info)	Visitor	Home
Chargers	2	14:51	J.Lambo 45 yd. Field Goal (7-46, 3:03)	0	3
Chargers	2	7:37	A.Gates 11 yd. pass from P.Rivers (J.Lambo kick) (9-80, 4:53)	0	10
Dolphins	2	2:50	K.Stills 39 yd. pass from R.Tannehill (A.Franks kick) (9-74, 4:47)	7	10

	Miami Dolphins	San Diego Chargers
TOTAL FIRST DOWNS	8	13
First Downs Rushing-Passing-by Penalty	1 - 7 - 0	1 - 10 - 2
THIRD DOWN EFFICIENCY	2-5-40%	2-6-33%
TOTAL NET YARDS	131	157
Total Offensive Plays	26	32
NET YARDS RUSHING	16	30
NET YARDS PASSING	115	127
Gross Yards Passing	124	135
Times thrown-yards lost attempting to pass	1-9	1-8
Pass Attempts-Completions-Had Intercepted	13 - 11 - 0	19 - 10 - 0
Punts-Number and Average	3 - 50.7	3 - 48
Penalties-Number and Yards	3 - 32	1 - 5
Fumbles-Number and Lost	2 - 0	0 - 0
Red Zone Efficiency	0-0-0%	1-1-100%
Average Drive Start	MIA 20	SD 20

Miami Dolphins

San Diego Chargers

RUSHING							RUSHING						
	ATT	YDS	AVG	LG	TD		ATT	YDS	AVG	LG	TD		
J.Ajayi	11	16	1.5	8	0	M.Gordon	12	30	2.5	19	0		
D.Williams	1	0	0.0	0	0								
Total	12	16	1.3	8	0	Total	12	30	2.5	19	0		

PASSING										PASSING									
	ATT	CMP	YDS	SK/YD	TD	LG	IN	RT		ATT	CMP	YDS	SK/YD	TD	LG	IN	RT		
R.Tannehill	13	11	124	1/9	1	39	0	132.1	P.Rivers	19	10	135	1/8	1	19	0	93.1		
Total	13	11	124	1/9	1	39	0	132.1	Total	19	10	135	1/8	1	19	0	93.1		

PASS RECEIVING								PASS RECEIVING							
	TAR	REC	YDS	AVG	LG	TD		TAR	REC	YDS	AVG	LG	TD		
D.Parker	4	4	47	11.8	14	0	A.Gates	8	4	63	15.8	19	1		
J.Landry	3	3	12	4.0	8	0	M.Gordon	2	2	26	13.0	15	0		
K.Stills	3	2	47	23.5	39	1	D.Inman	4	2	18	9.0	12	0		
M.Gray	2	2	18	9.0	9	0	Ty.Williams	2	1	16	16.0	16	0		
D.Jones	1	0	0	0.0	0	0	S.McGrath	1	1	12	12.0	12	0		
							I.Burse	1	0	0	0.0	0	0		
Total	13	11	124	11.3	39	1	Total	18	10	135	13.5	19	1		

Miami Dolphins

Regular Defensive Plays

Special Teams

Misc

	TKL	AST	COMB	SK	/ YDS	TFL	Q	IN	PD	FF	FR	TKL	AST	FF	FR	BL	TKL	AST	FF	FR	
B.Maxwell	4	0	4	0	0	0	0	0	0	0	0	0	0	0	0	0	0	0	0	0	0
K.Alonso	3	0	3	0	0	1	0	0	0	0	0	0	0	0	0	0	0	0	0	0	0
B.McCain	2	0	2	0	0	0	0	0	0	0	0	0	0	0	0	0	0	0	0	0	0
E.Mitchell	2	0	2	0	0	1	0	0	0	0	0	0	0	0	0	0	0	0	0	0	0
Total	11	0	11	0	0	2	0	0	0	0	0	0	0	0	0	0	0	0	0	0	0

First Half Summary

San Diego Chargers	Regular Defensive Plays											Special Teams					Misc			
	TKL	AST	COMB	SK	/ YDS	TFL	QH	IN	PD	FF	FR	TKL	AST	FF	FR	BL	TKL	AST	FF	FR
K.Toomer	7	0	7	0	0	2	0	0	1	0	0	0	0	0	0	0	0	0	0	0
M.Ingram	4	0	4	1	9	0	3	0	0	1	0	0	0	0	0	0	0	0	0	0
D.Lowery	3	0	3	0	0	0	0	0	0	0	0	0	0	0	0	0	0	0	0	0
C.Mager	3	0	3	0	0	0	0	0	0	0	0	0	0	0	0	0	0	0	0	0
Total	17	0	17	1	9	2	3	0	1	1	0	0	0	0	0	0	0	0	0	0

First Quarter

11/13/2016

Play By Play

SD wins toss, elects to Receive, and MIA elects to defend the West goal.

A.Franks kicks 65 yards from MIA 35 to end zone, Touchback.

San Diego Chargers at 15:00

- 1-10-SD 25 (15:00) M.Gordon right tackle to SD 27 for 2 yards (B.Maxwell, J.Phillips).
- 2-8-SD 27 (14:23) (Shotgun) M.Gordon right tackle to SD 31 for 4 yards (B.Maxwell).
- 3-4-SD 31 (13:40) (Shotgun) P.Rivers pass short right to D.Inman to SD 37 for 6 yards (B.Maxwell). P1
- 1-10-SD 37 (13:02) M.Gordon right tackle to SD 38 for 1 yard (M.Williams).
- 2-9-SD 38 (12:22) (Shotgun) P.Rivers pass incomplete short middle to A.Gates (B.Rambo).
- 3-9-SD 38 (12:17) (Shotgun) P.Rivers pass incomplete short middle to A.Gates.
- 4-9-SD 38 (12:11) D.Kaser punts 54 yards to MIA 8, Center-M.Windt. J.Grant to MIA 11 for 3 yards (D.Watt).
Penalty on MIA-M.Thomas, Running Into the Kicker, declined.

Miami Dolphins at 12:00

- 1-10-MIA 11 (12:00) J.Ajayi left tackle to MIA 14 for 3 yards (K.Toomer, J.Bosa).
- 2-7-MIA 14 (11:28) R.Tannehill pass short left to M.Gray pushed ob at MIA 23 for 9 yards (M.Ingram). P1
- 1-10-MIA 23 (10:58) J.Ajayi left tackle to MIA 28 for 5 yards (M.Ingram).
- 2-5-MIA 28 (10:23) (Shotgun) J.Ajayi up the middle to MIA 36 for 8 yards (M.Ingram). R2
- 1-10-MIA 36 (9:48) (Shotgun) R.Tannehill pass short left to D.Parker to 50 for 14 yards (A.Phillips). P3
- 1-10-50 (9:09) (Shotgun) J.Ajayi up the middle to SD 49 for 1 yard (To.Williams, K.Emanuel).
- 2-9-SD 49 (8:31) (Shotgun) R.Tannehill pass short right to D.Parker to SD 39 for 10 yards (D.Lowery, A.Phillips). P4
- 1-10-SD 39 (7:51) R.Tannehill pass short right to M.Gray to SD 30 for 9 yards (D.Lowery).
- 2-1-SD 30 (7:07) (Shotgun) J.Ajayi up the middle to SD 34 for -4 yards (B.Flowers).
- 3-5-SD 34 (6:26) (Shotgun) R.Tannehill sacked at SD 43 for -9 yards (M.Ingram). FUMBLES (M.Ingram) [M.Ingram], recovered by MIA-J.Bushrod at SD 43. J.Bushrod to SD 43 for no gain (C.Liuget).
- 4-14-SD 43 (5:44) M.Darr punts 40 yards to SD 3, Center-J.Denney, downed by MIA-W.Aikens.

San Diego Chargers at 5:34

- 1-10-SD 3 (5:34) *PENALTY on MIA-J.Phillips, Encroachment, 5 yards, enforced at SD 3 - No Play.*
- 1-5-SD 8 (5:34) M.Gordon left tackle to SD 9 for 1 yard (E.Mitchell, M.Thomas).
- 2-4-SD 9 (4:51) (Shotgun) P.Rivers pass incomplete short left to D.Inman.
- 3-4-SD 9 (4:47) (Shotgun) P.Rivers pass incomplete deep left to I.Burse.
- 4-4-SD 9 (4:41) D.Kaser punts 55 yards to MIA 36, Center-M.Windt. J.Grant MUFFS catch, touched at MIA 36, and recovers at MIA 38. J.Grant to MIA 38 for no gain (To.Williams).

Miami Dolphins at 4:30

- 1-10-MIA 38 (4:30) J.Ajayi left guard to MIA 39 for 1 yard (K.Toomer, To.Williams).
- 2-9-MIA 39 (3:50) (Shotgun) D.Williams up the middle to MIA 39 for no gain (K.Toomer, C.Liuget).
- 3-9-MIA 39 (3:11) (Shotgun) R.Tannehill pass incomplete deep left to K.Stills.
- 4-9-MIA 39 (3:06) M.Darr punts 55 yards to SD 6, Center-J.Denney. I.Burse to SD 27 for 21 yards (M.Hull).

San Diego Chargers at 2:54

- 1-10-SD 27 (2:54) (Shotgun) *PENALTY on SD-J.Barksdale, False Start, 5 yards, enforced at SD 27 - No Play.*
- 1-15-SD 22 (2:54) M.Gordon right guard to SD 25 for 3 yards (K.Alonso).
- 2-12-SD 25 (2:18) (Shotgun) M.Gordon left end to SD 24 for -1 yards (E.Mitchell, N.Hewitt).
- 3-13-SD 24 (1:32) (Shotgun) P.Rivers pass incomplete short middle to D.Inman.
PENALTY on MIA-B.McCain, Defensive Pass Interference, 12 yards, enforced at SD 24 - No Play. X2,
PENALTY on MIA-B.McCain, Face Mask (15 Yards), 15 yards, enforced between downs. X3
- 1-10-MIA 49 (1:28) M.Gordon right end to MIA 30 for 19 yards (N.Hewitt). R4
- 1-10-MIA 30 (:47) M.Gordon right end to MIA 30 for no gain (C.Wake, I.Abdul-Quddus). SD-J.Barksdale was injured during the play.
- 2-10-MIA 30 (:06) (Shotgun) M.Gordon up the middle to MIA 27 for 3 yards (N.Suh).

END OF QUARTER

	Score	Time Poss	First Downs				Efficiencies	
			R	P	X	T	3 Down	4 Down
Miami Dolphins	0	8:02	1	3	0	4	0/2	0/0
San Diego Chargers	0	6:58	1	1	2	4	1/3	0/0

Second Quarter

11/13/2016

Play By Play

San Diego Chargers continued.

3-7-MIA 27 (15:00) (Shotgun) P.Rivers pass incomplete deep right to Ty.Williams.

4-7-MIA 27 (14:55) **J.Lambo 45 yard field goal is GOOD, Center-M.Windt, Holder-K.Clemens.**

MIA 0 SD 3, 7 plays, 46 yards, 2 penalties, 3:03 drive, 0:09 elapsed

J.Lambo kicks 71 yards from SD 35 to MIA -6. J.Grant to MIA 17 for 23 yards (D.McCoil).

Miami Dolphins at 14:51, (1st play from scrimmage 14:46)

1-10-MIA 17 (14:46) (Shotgun) R.Tannehill pass short left to J.Landry to MIA 15 for -2 yards (C.Hayward).

2-12-MIA 15 (14:05) J.Ajayi right guard to MIA 18 for 3 yards (K.Toomer).

3-9-MIA 18 (13:21) (Shotgun) R.Tannehill pass short left to J.Landry to MIA 26 for 8 yards (C.Mager, B.Flowers) [M.Ingram].

4-1-MIA 26 (12:42) M.Darr punts 57 yards to SD 17, Center-J.Denney. I.Burse to SD 20 for 3 yards (M.Thomas, J.Denney).

San Diego Chargers at 12:30

1-10-SD 20 (12:30) (Shotgun) P.Rivers pass short left to S.McGrath to SD 32 for 12 yards (T.Lippett). P5

1-10-SD 32 (11:48) M.Gordon right end to SD 28 for -4 yards (K.Alonso).

2-14-SD 28 (11:07) (Shotgun) P.Rivers pass incomplete short middle to D.Inman (N.Suh).

3-14-SD 28 (11:03) (Shotgun) P.Rivers pass short right to M.Gordon to SD 43 for 15 yards (A.Branch). P6

1-10-SD 43 (10:26) (Shotgun) P.Rivers pass short left to D.Inman to MIA 45 for 12 yards (J.Jones). P71-10-MIA 45 (9:50) (Shotgun) P.Rivers pass deep right to Ty.Williams to MIA 29 for 16 yards (B.McCain). P81-10-MIA 29 (9:06) M.Gordon right end to MIA 30 for -1 yards (L.Orr, J.Jenkins).

2-11-MIA 30 (8:27) (Shotgun) P.Rivers pass deep right to A.Gates to MIA 11 for 19 yards (I.Abdul-Quddus). P9

1-10-MIA 11 (7:42) **(Shotgun) P.Rivers pass short middle to A.Gates for 11 yards, TOUCHDOWN.** P10

J.Lambo extra point is GOOD, Center-M.Windt, Holder-K.Clemens.

MIA 0 SD 10, 9 plays, 80 yards, 4:53 drive, 7:23 elapsed

J.Lambo kicks 70 yards from SD 35 to MIA -5. J.Grant to MIA 26 for 31 yards (D.McCoil).

Miami Dolphins at 7:37, (1st play from scrimmage 7:31)

1-10-MIA 26 (7:31) J.Ajayi right end to MIA 29 for 3 yards (B.Mebane).

2-7-MIA 29 (6:51) (Shotgun) R.Tannehill pass incomplete short right to D.Jones (K.Toomer).

3-7-MIA 29 (6:47) (Shotgun) R.Tannehill pass short right to K.Stills to MIA 37 for 8 yards (D.McCoil). P5

*Penalty on SD-M.Ingram, Defensive Offside, declined.*1-10-MIA 37 (6:24) J.Ajayi right end to MIA 34 for -3 yards (K.Toomer).

2-13-MIA 34 (5:40) (Shotgun) R.Tannehill pass short middle to D.Parker to MIA 48 for 14 yards (C.Mager). P6

1-10-MIA 48 (4:57) R.Tannehill pass short left to D.Parker pushed ob at SD 43 for 9 yards (C.Mager).

2-1-SD 43 (4:22) J.Ajayi up the middle to SD 45 for -2 yards (K.Toomer, To.Williams).

3-3-SD 45 (3:39) (Shotgun) R.Tannehill pass short left to J.Landry pushed ob at SD 39 for 6 yards (D.Lowery) [M.Ingram]. P7

1-10-SD 39 (2:59) **R.Tannehill pass deep middle to K.Stills for 39 yards, TOUCHDOWN [T.Palepoi].** P8

A.Franks extra point is GOOD, Center-J.Denney, Holder-M.Darr.

MIA 7 SD 10, 9 plays, 74 yards, 4:47 drive, 12:10 elapsed

A.Franks kicks 65 yards from MIA 35 to end zone, Touchback.

San Diego Chargers at 2:50

1-10-SD 25 (2:50) P.Rivers pass incomplete short right. SD-O.Franklin was injured during the play.

2-10-SD 25 (2:44) P.Rivers pass short left to M.Gordon to SD 36 for 11 yards (J.Phillips) [N.Suh]. P11

1-10-SD 36 (2:11) (Shotgun) P.Rivers pass incomplete short middle to A.Gates.

2-10-SD 36 (2:06) (Shotgun) P.Rivers pass deep left to A.Gates to MIA 45 for 19 yards (B.McCain). P12

Two-Minute Warning

1-10-MIA 45 (2:00) (Shotgun) P.Rivers pass short right to A.Gates to MIA 31 for 14 yards (K.Alonso). P131-10-MIA 31 (1:22) (Shotgun) M.Gordon right end to MIA 28 for 3 yards (B.Maxwell).

Timeout #1 by SD at 01:07.

2-7-MIA 28 (1:07) P.Rivers pass incomplete short left to A.Gates.

3-7-MIA 28 (1:01) (Shotgun) P.Rivers sacked at MIA 36 for -8 yards (C.Wake, M.Williams).

Timeout #1 by MIA at 00:55.

4-15-MIA 36 (:55) D.Kaser punts 29 yards to MIA 7, impetus ends at MIA 1, Center-M.Windt, downed by SD-J.Perry.

Miami Dolphins vs San Diego Chargers at Qualcomm Stadium

Miami Dolphins at 0:45

1-10-MIA 7 (:45) J.Ajayi right guard to MIA 8 for 1 yard (K.Toomer, T.Palepoi).

END OF QUARTER

	Score	Time Poss	First Downs				Efficiencies	
			R	P	X	T	3 Down	4 Down
Miami Dolphins	7	7:53	0	4	0	4	2/3	0/0
San Diego Chargers	10	7:07	0	9	0	9	1/3	0/0

Third Quarter

11/13/2016

Play By Play

MIA elects to Receive, and SD elects to defend the East goal.

J.Lambo kicks 65 yards from SD 35 to end zone, Touchback.

Miami Dolphins at 15:00

- 1-10-MIA 25 (15:00) (Shotgun) R.Tannehill pass short right to J.Landry pushed ob at MIA 30 for 5 yards (K.Emanuel).
 2-5-MIA 30 (14:29) J.Ajayi left end to SD 30 for 40 yards (A.Phillips). R9
1-10-SD 30 (13:50) J.Ajayi right guard to SD 27 for 3 yards (D.Stuckey).
 2-7-SD 27 (13:06) (Shotgun) R.Tannehill pass deep right to J.Landry to SD 2 for 25 yards (D.Stuckey). P10
 Timeout #1 by MIA at 12:33.
1-2-SD 2 (12:33) **D.Williams up the middle for 2 yards, TOUCHDOWN.** R11
 A.Franks extra point is GOOD, Center-J.Denney, Holder-M.Darr.

MIA 14 SD 10, 5 plays, 75 yards, 2:31 drive, 2:31 elapsed

A.Franks kicks 65 yards from MIA 35 to end zone, Touchback.

San Diego Chargers at 12:29

- 1-10-SD 25 (12:29) (Shotgun) P.Rivers pass short right to H.Henry to SD 29 for 4 yards (K.Alonso).
 2-6-SD 29 (11:50) (Shotgun) P.Rivers sacked at SD 26 for -3 yards (C.Wake).
 3-9-SD 26 (11:03) (Shotgun) *PENALTY on MIA-N.Suh, Neutral Zone Infraction, 5 yards, enforced at SD 26 - No Play.*
 3-4-SD 31 (10:40) (Shotgun) P.Rivers pass short left to Ty.Williams to SD 43 for 12 yards (T.Lippett). P14
1-10-SD 43 (10:10) M.Gordon left guard to SD 43 for no gain (I.Abdul-Quddus, N.Suh).
 2-10-SD 43 (9:28) (Shotgun) P.Rivers pass incomplete short right to M.Gordon.
 3-10-SD 43 (9:22) (Shotgun) P.Rivers pass deep left to Ty.Williams to MIA 36 for 21 yards (T.Lippett). P15
1-10-MIA 36 (8:38) (Shotgun) P.Rivers pass incomplete short right to D.Inman.
 2-10-MIA 36 (8:33) M.Gordon left end to MIA 18 for 18 yards (M.Thomas). R16
1-10-MIA 18 (7:55) (Shotgun) M.Gordon up the middle to MIA 13 for 5 yards (N.Suh).
 2-5-MIA 13 (7:11) (Shotgun) P.Rivers pass incomplete short middle to D.Inman.
PENALTY on MIA-B.McCain, Defensive Pass Interference, 12 yards, enforced at MIA 13 - No Play. X17
1-1-MIA 1 (7:05) M.Gordon up the middle to MIA 1 for no gain (J.Jenkins).
 2-1-MIA 1 (6:26) M.Gordon left end to MIA 7 for -6 yards (E.Mitchell).
 3-7-MIA 7 (5:42) (Shotgun) **P.Rivers pass short right to H.Henry for 7 yards, TOUCHDOWN.** P18
 J.Lambo extra point is GOOD, Center-M.Windt, Holder-K.Clemens.

MIA 14 SD 17, 12 plays, 75 yards, 2 penalties, 6:53 drive, 9:24 elapsed

J.Lambo kicks 65 yards from SD 35 to end zone, Touchback.

Miami Dolphins at 5:36

- 1-10-MIA 25 (5:36) (Shotgun) J.Ajayi left end pushed ob at MIA 46 for 21 yards (A.Phillips). R12
1-10-MIA 46 (5:00) (Shotgun) R.Tannehill pass short right to J.Landry pushed ob at SD 43 for 11 yards (B.Flowers). P13
1-10-SD 43 (4:22) R.Tannehill pass incomplete short right to D.Parker (M.Ingram, C.Hayward).
 2-10-SD 43 (4:18) (Shotgun) R.Tannehill right end to SD 44 for -1 yards (A.Phillips, K.Toomer).
 3-11-SD 44 (3:35) (Shotgun) R.Tannehill scrambles right end to SD 26 for 18 yards (C.Hayward). R14
1-10-SD 26 (2:59) J.Ajayi right end ran ob at SD 19 for 7 yards (A.Phillips).
 2-3-SD 19 (2:27) J.Ajayi left end to SD 18 for 1 yard (K.Toomer, D.Square).
 3-2-SD 18 (1:49) (Shotgun) **R.Tannehill pass deep left to D.Williams for 18 yards, TOUCHDOWN.** P15
 A.Franks extra point is GOOD, Center-J.Denney, Holder-M.Darr.

MIA 21 SD 17, 8 plays, 75 yards, 3:53 drive, 13:17 elapsed

A.Franks kicks 65 yards from MIA 35 to SD 0. I.Burse to SD 21 for 21 yards (M.Thomas).

San Diego Chargers at 1:43, (1st play from scrimmage 1:37)

- 1-10-SD 21 (1:37) M.Gordon right tackle to SD 22 for 1 yard (E.Mitchell, N.Hewitt).
 2-9-SD 22 (:59) (Shotgun) P.Rivers pass incomplete short right to M.Gordon.
 3-9-SD 22 (:53) (Shotgun) *PENALTY on MIA-C.Wake, Neutral Zone Infraction, 5 yards, enforced at SD 22 - No Play.*
 3-4-SD 27 (:53) (Shotgun) P.Rivers sacked at SD 16 for -11 yards (sack split by C.Wake and A.Branch).
PENALTY on MIA-B.McCain, Defensive Holding, 5 yards, enforced at SD 27 - No Play. X19
1-10-SD 32 (:27) M.Gordon right end to SD 35 for 3 yards (N.Hewitt).

Miami Dolphins vs San Diego Chargers at Qualcomm Stadium

END OF QUARTER

	Score	Time Poss	First Downs				Efficiencies	
			R	P	X	T	3 Down	4 Down
Miami Dolphins	21	6:24	4	3	0	7	2/2	0/0
San Diego Chargers	17	8:36	1	3	2	6	3/3	0/0

Fourth Quarter

11/13/2016

Play By Play

San Diego Chargers continued.

- 2-7-SD 35 (15:00) (Shotgun) P.Rivers pass short left to D.Inman to SD 33 for -2 yards (T.Lippett).
Penalty on SD-K.Dunlap, Illegal Use of Hands, declined.
- 3-9-SD 33 (14:41) (Shotgun) **PENALTY on SD-Ty.Williams, False Start, 5 yards, enforced at SD 33 - No Play.**
- 3-14-SD 28 (14:16) (Shotgun) P.Rivers pass short left to G.Whalen ran ob at SD 38 for 10 yards (T.Lippett).
- 4-4-SD 38 (13:51) D.Kaser punts 55 yards to MIA 7, Center-M.Windt. J.Grant MUFFS catch, touched at MIA 7, RECOVERED by SD-D.Stuckey at MIA 5. D.Stuckey to MIA 5 for no gain (J.Grant).

San Diego Chargers at 13:41

- 1-5-MIA 5 (13:41) (Shotgun) M.Gordon up the middle to MIA 5 for no gain (A.Branch).
- 2-5-MIA 5 (12:56) (Shotgun) P.Rivers pass incomplete short right to M.Gordon.
- 3-5-MIA 5 (12:51) (Shotgun) P.Rivers pass incomplete short right to Ty.Williams.
PENALTY on MIA-B.Maxwell, Defensive Holding, 3 yards, enforced at MIA 5 - No Play. X20
- 1-2-MIA 2 (12:47) (Shotgun) P.Rivers pass incomplete short left.
- 2-2-MIA 2 (12:42) (Shotgun) P.Rivers pass short left intended for Ty.Williams INTERCEPTED by T.Lippett at MIA -8. Touchback.

Miami Dolphins at 12:38

- 1-10-MIA 20 (12:38) J.Ajayi right end to MIA 19 for -1 yards (K.Toomer).
- 2-11-MIA 19 (11:55) (Shotgun) R.Tannehill pass incomplete short right to D.Parker [B.Mebane].
- 3-11-MIA 19 (11:51) (Shotgun) R.Tannehill pass incomplete short middle [C.Liuget].
- 4-11-MIA 19 (11:46) M.Darr punts 59 yards to SD 22, Center-J.Denney, downed by MIA-L.Pitts.
PENALTY on SD-C.Mager, Offensive Holding, 10 yards, enforced at SD 22.

San Diego Chargers at 11:33

- 1-10-SD 12 (11:33) (Shotgun) M.Gordon up the middle to SD 16 for 4 yards (T.Lippett, J.Jenkins).
- 2-6-SD 16 (11:03) (Shotgun) P.Rivers pass incomplete short right to G.Whalen.
PENALTY on MIA-T.Lippett, Defensive Holding, 4 yards, enforced at SD 16 - No Play. X21
- 1-10-SD 20 (10:56) (Shotgun) P.Rivers sacked at SD 14 for -6 yards (sack split by A.Branch and N.Suh).
- 2-16-SD 14 (10:10) (Shotgun) P.Rivers pass short right to Ty.Williams to SD 39 for 25 yards (B.Maxwell, B.Rambo) [A.Branch]. P22
- 1-10-SD 39 (9:23) (Shotgun) P.Rivers pass short right to M.Gordon to SD 43 for 4 yards (I.Abdul-Quddus).
- 2-6-SD 43 (8:44) (Shotgun) P.Rivers pass incomplete short left to D.Inman.
- 3-6-SD 43 (8:38) (Shotgun) P.Rivers pass short left to D.Inman to MIA 44 for 13 yards (T.Lippett) [K.Alonso]. P23
- 1-10-MIA 44 (7:53) (Shotgun) P.Rivers pass short middle to D.Inman to MIA 30 for 14 yards (I.Abdul-Quddus). P24
- 1-10-MIA 30 (7:09) (Shotgun) P.Rivers pass deep right intended for A.Gates INTERCEPTED by B.Maxwell at MIA 14. B.Maxwell to MIA 41 for 27 yards (K.Farrow).

Miami Dolphins at 6:59

- 1-10-MIA 41 (6:59) J.Ajayi left guard to MIA 32 for -9 yards (C.Liuget).
- 2-19-MIA 32 (6:14) (Shotgun) R.Tannehill pass short right to J.Ajayi to MIA 33 for 1 yard (K.Emanuel).
Penalty on MIA-J.Landry, Offensive Pass Interference, declined.
- 3-18-MIA 33 (6:08) (Shotgun) R.Tannehill pass deep right to D.Parker to SD 26 for 41 yards (A.Phillips).
PENALTY on MIA-J.James, Offensive Holding, 10 yards, enforced at MIA 33 - No Play.
- 3-28-MIA 23 (5:39) (Shotgun) K.Drake right end to MIA 32 for 9 yards (T.Palepoi).
Penalty on MIA-K.Stills, Offensive Holding, declined.
- 4-19-MIA 32 (5:21) M.Darr punts 47 yards to SD 21, Center-J.Denney. I.Burse to SD 42 for 21 yards (N.Hewitt).

San Diego Chargers at 5:06

- 1-10-SD 42 (5:06) (Shotgun) P.Rivers pass incomplete short right to Ty.Williams (B.Maxwell).
- 2-10-SD 42 (5:02) (Shotgun) M.Gordon up the middle to SD 44 for 2 yards (J.Jones).
- 3-8-SD 44 (4:24) (Shotgun) P.Rivers pass incomplete short left to D.Inman (T.Lippett).
PENALTY on MIA-T.Lippett, Defensive Holding, 5 yards, enforced at SD 44 - No Play. X25
- 1-10-SD 49 (4:17) (Shotgun) P.Rivers pass incomplete short left to Ty.Williams.
- 2-10-SD 49 **(4:13) (Shotgun) P.Rivers pass deep left to Ty.Williams for 51 yards, TOUCHDOWN.** P26
J.Lambo extra point is GOOD, Center-M.Windt, Holder-K.Clemens.

MIA 21 SD 24, 4 plays, 58 yards, 1 penalty, 1:02 drive, 10:56 elapsed

J.Lambo kicks 65 yards from SD 35 to end zone, Touchback.

Miami Dolphins at 4:04

Miami Dolphins vs San Diego Chargers at Qualcomm Stadium

1-10-MIA 25 (4:04) (Shotgun) R.Tannehill pass deep left to D.Parker to SD 19 for 56 yards (A.Phillips) [C.Liuget]. P16
PENALTY on SD-C.Liuget, Roughing the Passer, 9 yards, enforced at SD 19. X17

1-10-SD 10 (3:54) J.Ajayi left end to SD 9 for 1 yard (K.Toomer).

2-9-SD 9 (3:11) R.Tannehill pass incomplete short right to D.Sims.
 Timeout #1 by SD at 03:06.

3-9-SD 9 (3:06) (Shotgun) R.Tannehill pass incomplete short left to D.Parker (T.Williams).
 Timeout #2 by SD at 03:01.

4-9-SD 9 **(3:01) A.Franks 27 yard field goal is GOOD, Center-J.Denney, Holder-M.Darr.**

MIA 24 SD 24, 5 plays, 66 yards, 1 penalty, 1:07 drive, 12:03 elapsed

A.Franks kicks 65 yards from MIA 35 to end zone, Touchback.

San Diego Chargers at 2:57

1-10-SD 25 (2:57) (Shotgun) M.Gordon up the middle to SD 38 for 13 yards (I.Abdul-Quddus). R27
 1-10-SD 38 (2:30) (Shotgun) M.Gordon up the middle to SD 38 for no gain (N.Suh, A.Branch).

Two-Minute Warning

2-10-SD 38 (2:00) (Shotgun) P.Rivers pass short right to M.Gordon to MIA 42 for 20 yards (J.Jenkins). P28
 Timeout #3 by SD at 01:13.

1-10-MIA 42 **(1:13) (Shotgun) P.Rivers pass short left intended for Ty.Williams INTERCEPTED by K.Alonso [I.Abdul-Quddus] at MIA 40. K.Alonso for 60 yards, TOUCHDOWN.**

Miami Dolphins at 1:01

A.Franks extra point is GOOD, Center-J.Denney, Holder-M.Darr.

MIA 31 SD 24, 0 plays, 60 yards, 0:00 drive, 13:59 elapsed

A.Franks kicks 65 yards from MIA 35 to end zone, Touchback.

San Diego Chargers at 1:01

1-10-SD 25 (1:01) (Shotgun) P.Rivers pass short middle to M.Gordon to SD 37 for 12 yards (B.McCain). P29
 1-10-SD 37 (:44) (No Huddle, Shotgun) P.Rivers pass deep left intended for Ty.Williams INTERCEPTED by T.Lippett at MIA 47. T.Lippett ran ob at MIA 47 for no gain.

Miami Dolphins at 0:37

1-10-MIA 47 (:37) R.Tannehill kneels to MIA 46 for -1 yards.

END OF QUARTER

	Score	Time Poss	First Downs				Efficiencies	
			R	P	X	T	3 Down	4 Down
Miami Dolphins	31	4:42	0	1	1	2	0/3	0/0
San Diego Chargers	24	10:18	1	6	3	10	1/2	0/0

Miscellaneous Statistics Report

Miami Dolphins vs San Diego Chargers
11/13/2016 at Qualcomm Stadium

Ten Longest Plays for Miami Dolphins

Yards	Qtr	Play Start	Play Description
65	4	1-10-MIA 25	(4:04) (Shotgun) R.Tannehill pass deep left to D.Parker to SD 19 for 56 yards (A.Phillips) [C.Liuget]. PENALTY on SD-C.Liuget, Roughing the Passer, 9 yards, enforced at SD 19.
40	3	2-5-MIA 30	(14:29) J.Ajayi left end to SD 30 for 40 yards (A.Phillips).
39	2	1-10-SD 39	(2:59) R.Tannehill pass deep middle to K.Stills for 39 yards, TOUCHDOWN [T.Palepoi].
25	3	2-7-SD 27	(13:06) (Shotgun) R.Tannehill pass deep right to J.Landry to SD 2 for 25 yards (D.Stuckey).
21	3	1-10-MIA 25	(5:36) (Shotgun) J.Ajayi left end pushed ob at MIA 46 for 21 yards (A.Phillips).
18	3	3-11-SD 44	(3:35) (Shotgun) R.Tannehill scrambles right end to SD 26 for 18 yards (C.Hayward).
18	3	3-2-SD 18	(1:49) (Shotgun) R.Tannehill pass deep left to D.Williams for 18 yards, TOUCHDOWN.
14	1	1-10-MIA 36	(9:48) (Shotgun) R.Tannehill pass short left to D.Parker to 50 for 14 yards (A.Phillips).
14	2	2-13-MIA 34	(5:40) (Shotgun) R.Tannehill pass short middle to D.Parker to MIA 48 for 14 yards (C.Mager).
11	3	1-10-MIA 46	(5:00) (Shotgun) R.Tannehill pass short right to J.Landry pushed ob at SD 43 for 11 yards (B.Flowers).

Ten Longest Plays for San Diego Chargers

Yards	Qtr	Play Start	Play Description
51	4	2-10-SD 49	(4:13) (Shotgun) P.Rivers pass deep left to Ty.Williams for 51 yards, TOUCHDOWN.
25	4	2-16-SD 14	(10:10) (Shotgun) P.Rivers pass short right to Ty.Williams to SD 39 for 25 yards (B.Maxwell, B.Rambo) [A.Branch].
21	3	3-10-SD 43	(9:22) (Shotgun) P.Rivers pass deep left to Ty.Williams to MIA 36 for 21 yards (T.Lippett).
20	4	2-10-SD 38	(2:00) (Shotgun) P.Rivers pass short right to M.Gordon to MIA 42 for 20 yards (J.Jenkins).
19	1	1-10-MIA 49	(1:28) M.Gordon right end to MIA 30 for 19 yards (N.Hewitt).
19	2	2-11-MIA 30	(8:27) (Shotgun) P.Rivers pass deep right to A.Gates to MIA 11 for 19 yards (I.Abdul-Quddus).
19	2	2-10-SD 36	(2:06) (Shotgun) P.Rivers pass deep left to A.Gates to MIA 45 for 19 yards (B.McCain).
18	3	2-10-MIA 36	(8:33) M.Gordon left end to MIA 18 for 18 yards (M.Thomas).
16	2	1-10-MIA 45	(9:50) (Shotgun) P.Rivers pass deep right to Ty.Williams to MIA 29 for 16 yards (B.McCain).
15	2	3-14-SD 28	(11:03) (Shotgun) P.Rivers pass short right to M.Gordon to SD 43 for 15 yards (A.Branch).

Touchdown Scoring Information

		Offense	Defense	Special Teams
VISITOR	Miami Dolphins	3	1	0
HOME	San Diego Chargers	3	0	0

Player Scoring Information

Club	Player	TD	Rush TD	Rec TD	KO TD	Punt TD	Int TD	Fum TD	Misc TD	FG	XP	2Pt Rush	2Pt Rec	Sfty	Points
MIA	D.Williams	0	1	1	0	0	0	0	0	0	0	0	0	0	12
MIA	A.Franks	0	0	0	0	0	0	0	0	1	4	0	0	0	7
MIA	K.Stills	0	0	1	0	0	0	0	0	0	0	0	0	0	6
MIA	K.Alonso	0	0	0	0	0	1	0	0	0	0	0	0	0	6
SD	Ty.Williams	0	0	1	0	0	0	0	0	0	0	0	0	0	6
SD	A.Gates	0	0	1	0	0	0	0	0	0	0	0	0	0	6
SD	H.Henry	0	0	1	0	0	0	0	0	0	0	0	0	0	6
SD	J.Lambo	0	0	0	0	0	0	0	0	1	3	0	0	0	6

Possession Detail

	First Half		Second Half		Game	
	Visitor	Home	Visitor	Home	Visitor	Home
Largest Lead	0	10	7	3	7	10
Drives Leading	0	2	3	0	3	2
Time of Possession Leading	0:00	6:58	3:35	0:00	3:35	6:58
Largest Deficit	-10	0	-3	-7	-10	-7
Drives Trailing	3	0	3	6	6	6
Time of Possession Trailing	7:53	0:00	7:31	16:58	15:24	16:58
Times Score Tied Up		0		1		1
Lead Changes		1		5		6



NFL STANDINGS

(as of Tuesday, Nov. 15)

AMERICAN FOOTBALL CONFERENCE											
EAST DIVISION											
TEAM	W	L	T	PCT	PF	PA	HOME	AWAY	CONF	DIV	STREAK
New England Patriots	7	2	0	.778	241	163	3-2-0	4-0-0	6-1-0	2-1-0	Lost 1
MIAMI DOLPHINS	5	4	0	.556	204	206	4-1-0	1-3-0	5-3-0	2-1-0	WON 4
Buffalo Bills	4	5	0	.444	237	203	2-2-0	2-3-0	1-4-0	1-3-0	Lost 3
New York Jets	3	7	0	.300	179	244	1-3-0	2-4-0	3-4-0	1-1-0	Lost 2
NORTH DIVISION											
TEAM	W	L	T	PCT	PF	PA	HOME	AWAY	CONF	DIV	STREAK
Baltimore Ravens	5	4	0	.556	182	160	3-2-0	2-2-0	5-2-0	3-0-0	Won 2
Pittsburgh Steelers	4	5	0	.444	214	206	3-2-0	1-3-0	3-3-0	1-1-0	Lost 4
Cincinnati Bengals	3	5	1	.389	187	210	2-1-1	1-4-0	3-3-0	1-1-0	Lost 1
Cleveland Browns	0	10	0	.000	175	301	0-4-0	0-6-0	0-7-0	0-3-0	Lost 10
SOUTH DIVISION											
TEAM	W	L	T	PCT	PF	PA	HOME	AWAY	CONF	DIV	STREAK
Houston Texans	6	3	0	.667	161	188	5-0-0	1-3-0	4-2-0	3-0-0	Won 2
Tennessee Titans	5	5	0	.500	264	251	3-3-0	2-2-0	3-4-0	1-2-0	Won 1
Indianapolis Colts	4	5	0	.444	239	256	2-2-0	2-3-0	2-4-0	1-2-0	Won 1
Jacksonville Jaguars	2	7	0	.222	174	239	1-4-0	1-3-0	1-6-0	1-2-0	Lost 4
WEST DIVISION											
TEAM	W	L	T	PCT	PF	PA	HOME	AWAY	CONF	DIV	STREAK
Kansas City Chiefs	7	2	0	.778	205	168	4-0-0	3-2-0	5-2-0	2-0-0	Won 5
Oakland Raiders	7	2	0	.778	245	223	2-2-0	5-0-0	5-1-0	2-1-0	Won 3
Denver Broncos	7	3	0	.700	239	189	4-1-0	3-2-0	4-2-0	1-2-0	Won 1
San Diego Chargers	4	6	0	.400	292	278	3-2-0	1-4-0	3-5-0	1-3-0	Lost 1

NATIONAL FOOTBALL CONFERENCE											
EAST DIVISION											
TEAM	W	L	T	PCT	PF	PA	HOME	AWAY	CONF	DIV	STREAK
Dallas Cowboys	8	1	0	.889	258	170	3-1-0	5-0-0	5-1-0	2-1-0	Won 8
New York Giants	6	3	0	.667	182	184	4-1-0	2-2-0	4-3-0	2-1-0	Won 4
Washington Redskins	5	3	1	.611	212	209	3-2-0	2-1-1	3-2-0	2-1-0	Won 1
Philadelphia Eagles	5	4	0	.556	226	160	4-0-0	1-4-0	3-4-0	0-3-0	Won 1
NORTH DIVISION											
TEAM	W	L	T	PCT	PF	PA	HOME	AWAY	CONF	DIV	STREAK
Detroit Lions	5	4	0	.556	205	206	3-1-0	2-3-0	4-2-0	1-2-0	Won 1
Minnesota Vikings	5	4	0	.556	175	152	3-1-0	2-3-0	3-4-0	1-2-0	Lost 4
Green Bay Packers	4	5	0	.444	223	234	3-2-0	1-3-0	3-3-0	2-1-0	Lost 3
Chicago Bears	2	7	0	.222	141	215	2-2-0	0-5-0	2-4-0	2-1-0	Lost 1
SOUTH DIVISION											
TEAM	W	L	T	PCT	PF	PA	HOME	AWAY	CONF	DIV	STREAK
Atlanta Falcons	6	4	0	.600	320	283	2-2-0	4-2-0	4-3-0	3-1-0	Lost 1
Tampa Bay Buccaneers	4	5	0	.444	216	242	1-4-0	3-1-0	4-3-0	2-1-0	Won 1
New Orleans Saints	4	5	0	.444	265	263	2-3-0	2-2-0	3-2-0	1-1-0	Lost 1
Carolina Panthers	3	6	0	.333	221	226	2-3-0	1-3-0	3-4-0	0-3-0	Lost 1
WEST DIVISION											
TEAM	W	L	T	PCT	PF	PA	HOME	AWAY	CONF	DIV	STREAK
Seattle Seahawks	6	2	1	.722	193	158	4-0-0	2-2-1	2-2-1	1-1-1	Won 2
Arizona Cardinals	4	4	1	.500	202	160	3-2-1	1-2-0	3-2-1	2-1-1	Won 1
LOS ANGELES RAMS	4	5	0	.444	139	173	1-3-0	3-2-0	3-4-0	2-1-0	WON 1
San Francisco 49ers	1	8	0	.111	187	283	1-4-0	0-4-0	1-7-0	1-3-0	Lost 8