

BUFFALO BILLS

2016 WEEKLY RELEASE



REGULAR SEASON WEEK 11
BUFFALO BILLS @ CINCINNATI BENGALS

SUNDAY, NOVEMBER 20, 2016 - 1:00 p.m.



BUFFALO BILLS

2016 WEEKLY RELEASE



REGULAR SEASON WEEK 11: BUFFALO BILLS @ CINCINNATI BENGALS
SUNDAY, NOVEMBER 20, 2016 1:00 p.m. FOX-TV

BILLS TAKE ON BENGALS AFTER BYE

The Buffalo Bills return to action this week by traveling to Cincinnati to take on the Bengals at Paul Brown Stadium with kickoff at 1:00 p.m. on Sunday. Sunday's game will mark the 28th regular season meeting between Buffalo and Cincinnati.

BILLS-PATRIOTS REGULAR SEASON SERIES

- Overall regular season record: 15-12
- Bills at Bengals: 6-7
- Last meeting on road: 10/2/2011, L 20-23
- First regular season meeting: 9/22/1968, L 23-34 at Cincinnati
- Last regular season meeting: 10/18/2015, L 21-34 at Buffalo

Buffalo has been successful coming off of their bye week, posting a 16-11 record in franchise history after the bye.

2016 SCHEDULE (4-5)

WEEK	DATE	OPPONENT	TIME/RESULT
1	9/11/16	at Baltimore Ravens	L, 7-13
2	9/15/16	NEW YORK JETS	L, 31-37
3	9/25/16	ARIZONA CARDINALS	W, 33-18
4	10/2/16	at New England Patriots	W, 16-0
5	10/9/16	at Los Angeles Rams	W, 30-19
6	10/16/16	SAN FRANCISCO 49ers	W, 45-16
7	10/23/16	at Miami Dolphins	L, 25-28
8	10/30/16	NEW ENGLAND PATRIOTS	L, 25-41
9	11/7/16	at Seattle Seahawks	L, 25-31
10		BYE WEEK	
11	11/20/16	at Cincinnati Bengals	1:00 p.m.
12	11/27/16	JACKSONVILLE JAGUARS	1:00 p.m.
13	12/4/16	at Oakland Raiders	4:05 p.m.
14	12/11/16	PITTSBURGH STEALERS	1:00 p.m.
15	12/18/16	CLEVELAND BROWNS	1:00 p.m.
16	12/24/16	MIAMI DOLPHINS	1:00 p.m.
17	1/1/17	at New York Jets	1:00 p.m.

BROADCAST INFO

TELEVISION: FOX-TV
PRODUCER: Mark Teitelman
DIRECTOR: Greg Scoppetone
PLAY-BY-PLAY: Thom Brennaman
COLOR ANALYST: Charles Davis
COLOR ANALYST: Chris Spielman
SIDELINE: Holly Sonders



BILLS RADIO NETWORK
PLAY-BY-PLAY: John Murphy (29th year, 13th as play-by-play)
COLOR ANALYST: Mark Kelso (11th year)
SIDELINE: Sal Capaccio (3rd year)

WESTWOOD ONE RADIO
PLAY-BY-PLAY: Kevin Lee
COLOR ANALYST: Ross Tucker

MEDIA SCHEDULE

TUESDAY, NOV. 15

No Media Availability

WEDNESDAY, NOV. 16

Coach Ryan Available: 11:35 AM
 Practice: 12:00 PM (Stretch & Individual only)
 Open Locker Room: Post-Practice
 Bengals Conference Calls: HC Marvin Lewis 12:15 PM
 Bengals Player TBD

THURSDAY, NOV. 17

Practice: 11:45 AM (Stretch & Individual only)
 Coach Ryan Available: Post-Practice
 Open Locker Room: Post-Practice
 Assistant Coaches Available Upon Request:
 Please submit interview requests and topics for assistant coaches to a member of the Bills media relations staff by 12 PM on Wednesday.

FRIDAY, NOV. 18

Practice: 10:40 AM (Stretch & Individual Only)
 Coach Ryan Available: Post-Practice
 Open Locker Room: Post-Practice

SATURDAY, NOV. 19

No Media Availability

SUNDAY, NOV. 20

1:00 p.m. Bills @ Bengals at Paul Brown Stadium

Scott Berchtold - Senior Vice President/Communications
 scott.berchtold@bills.nfl.net :: 716-312-8701

Kevin Kearns - Manager of Media Relations
 kevin.kearns@bills.nfl.net :: 716-312-8704

Kristy Boncal - Alumni & Media Coordinator
 kristy.boncal@bills.nfl.net :: 716-312-8620

Chris Jenkins - Executive Director of Media Relations
 chris.jenkins@bills.nfl.net :: 716-312-8702

Chris Fanelli - Coordinator of Media Relations
 chris.fanelli@bills.nfl.net :: 716-312-8717

BILLS 2016 REGULAR SEASON STATISTICS

BUFFALO BILLS / WEEK 10 / THROUGH SUNDAY, NOVEMBER 13, 2016

						No.	Yds	Avg	Long	TD	
WON 4, LOST 5				* RUSHING							
09/11	L 7-13	at Baltimore	71,104	McCoy	133	683	5.1	53	6		
09/15	L 31-37	New York Jets	70,256	Taylor	54	362	6.7	49	4		
09/25	W 33-18	Arizona	68,647	Gillislee	42	254	6.0	44t	4		
10/02	W 16-0	at New England	66,829	J. Williams	13	35	2.7	8	1		
10/09	W 30-19	at Los Angeles	83,679	Tate	2	18	9.0	14	0		
10/16	W 45-16	San Francisco	70,003	Schmidt	1	16	16.0	16	0		
10/23	L 25-28	at Miami	65,658	Manuel	5	13	2.6	8	0		
10/30	L 25-41	New England	70,442	Felton	4	10	2.5	6	0		
11/07	L 25-31	at Seattle	69,084	Woods	1	6	6.0	6	0		
11/20		at Cincinnati		Bush	9	-2	-2	5	1		
11/27		Jacksonville		TEAM	264	1395	5.3	53	16		
12/04		at Oakland		OPPONENTS	241	980	4.1	53	11		
12/11		Pittsburgh		* RECEIVING							
12/18		Cleveland		Woods	39	452	11.6	29	1		
12/24		Miami		Clay	29	283	9.8	33	0		
01/01		at New York Jets		McCoy	24	132	5.5	15	1		
		Buff.	Opp.	Goodwin	16	301	18.8	84t	3		
TOTAL FIRST DOWNS	182	191	W. Powell	13	141	10.8	35	0			
Rushing	76	57	Gillislee	8	40	5.0	18t	1			
Passing	86	111	O'Leary	7	94	13.4	28	0			
Penalty	20	23	Hunter LG	6	71	11.8	30t	3			
3rd Down: Made/Att	48/119	43/112	Hunter TM	6	71	11.8	30t	3			
3rd Down Pct.	40.3	38.4	Watkins	6	63	10.5	19	0			
4th Down: Made/Att	5/9	2/9	Bush	5	69	13.8	25	0			
4th Down Pct.	55.6	22.2	Salas	4	89	22.3	71t	1			
POSSESSION AVG.	29:14	30:46	Tate	4	48	12.0	25	0			
TOTAL NET YARDS	3093	3160	Felton	3	31	10.3	22	0			
Avg. Per Game	343.7	351.1	TEAM	164	1814	11.1	84t	10			
Total Plays	562	559	OPPONENTS	180	2383	13.2	66t	10			
Avg. Per Play	5.5	5.7	* INTERCEPTIONS								
NET YARDS RUSHING	1395	980	Gilmore	2	48	24.0	34	0			
Avg. Per Game	155.0	108.9	Robey-Coleman	2	44	22.0	41t	1			
Total Rushes	264	241	Graham	1	0	0.0	0	0			
NET YARDS PASSING	1698	2180	White	1	0	0.0	0	0			
Avg. Per Game	188.7	242.2	TEAM	6	92	15.3	41t	1			
Sacked/Yards Lost	24/116	30/203	OPPONENTS	3	31	10.3	31	0			
Gross Yards	1814	2383	* PUNTING								
Att./Completions	274/164	288/180	Schmidt	41	1745	42.6	39.2	2	14		
Completion Pct.	59.9	62.5	TEAM	41	1745	42.6	39.2	2	14		
Had Intercepted	3	6	OPPONENTS	36	1502	41.7	36.6	2	7		
PUNTS/AVERAGE	41/42.6	36/41.7	* PUNT RETURNS								
NET PUNTING AVG.	41/39.2	36/36.6	Tate	13	7	132	10.2	31	0		
PENALTIES/YARDS	72/658	75/608	Bush	2	2	13	6.5	13	0		
FUMBLES/BALL LOST	10/2	16/6	W. Powell	0	1	0	---	---	0		
TOUCHDOWNS	29	21	TEAM	15	10	145	9.7	31	0		
Rushing	16	11	OPPONENTS	19	4	98	5.2	22	0		
Passing	10	10	* KICKOFF RETURNS								
Returns	3	0	Tate	12	276	23.0	45	0			
* SCORE BY PERIODS	Q1 Q2 Q3 Q4 OT	PTS	Bush	5	103	20.6	35	0			
TEAM	58 59 58 62 0	237	Felton	2	18	9.0	11	0			
OPPONENTS	39 82 38 44 0	203	O'Leary	1	13	13.0	13	0			
* SCORING	TD-Ru-Pa-Rt	K-PAT	FG S	PTS	TEAM	20	410	20.5	45	0	
Carpenter	0 0 0 0	24/26	11/15	0	57	OPPONENTS	29	598	20.6	73	0
McCoy	7 6 1 0			0	42	* FIELD GOALS	1-19	20-29	30-39	40-49	50+
Gillislee	5 4 1 0			0	30	Carpenter	1/ 1	3/ 3	3/ 3	4/ 7	0/1
Taylor	4 4 0 0			0	26	TEAM	1/ 1	3/ 3	3/ 3	4/ 7	0/1
Goodwin	3 0 3 0			0	18	OPPONENTS	0/ 0	3/ 3	8/ 8	3/ 4	4/4
Hunter LG	3 0 3 0			0	18	Carpenter: (49N)(39G)(19G,45G)(34G,43G,47N,44G)					
Hunter TM	3 0 3 0			0	18	(23G)(40G)(29G)(23G,49N)(31G,54N)					
Robey-Coleman	2 0 0 2			0	12	OPP: (50G,37G)(28G,29G,36G)(60G)(48N)(37G,32G,					
Bush	1 1 0 0			0	8	54G,22G)(33G,48G,47G)(36G,33G)(51G,32G)(49G)					
Salas	1 0 1 0			0	6						
A. Williams	1 0 0 1			0	6						
J. Williams	1 1 0 0			0	6						
Woods	1 0 1 0			0	6						
O'Leary	0 0 0 0			0	2						
TEAM	29 16 10 3 24/26	11/15	0	237							
OPPONENTS	21 11 10 0 19/19	18/19	1	203							
2-Pt Conv: Bush, O'Leary, Taylor, TM 3-3, OPP 1-2											

SACKS: Alexander 10, Hughes 5, K. Williams 3.5, Z. Brown 3, Lawson 2, A. Washington 2, Douzable 1.5, P. Brown 1, Dareus 1, Graham 1, TM 30, OPP 24

FUM/LOST: Taylor 3/1, McCoy 2/0, Bush 1/0, Manuel 1/0, Schmidt 1/0, J. Williams 1/1, Wood 1/0

* PASSING	Att	Cmp	Yds	Cmp%	Yds/Att	TD	TD%	Int	Int%	Long	Sack/Lost	Rating
Taylor	268	162	1769	60.4	6.60	10	3.7	3	1.1	84t	23/ 114	87.7
Manuel	5	2	45	40.0	9.00	0	0.0	0	0.0	35	1/ 2	72.9
J. Williams	1	0	0	0.0	0.00	0	0.0	0	0.0	---	0/ 0	39.6
TEAM	274	164	1814	59.9	6.62	10	3.6	3	1.1	84t	24/ 116	87.2
OPPONENTS	288	180	2383	62.5	8.27	10	3.5	6	2.1	66t	30/ 203	91.5

BILLS 2016 REGULAR SEASON STATISTICS

2016 DEFENSIVE STATS

DEFENSIVE TACKLES

PLAYER	Solo	Assist	TFL	TOTAL
Z. Brown	59	30	8	89
P. Brown	41	29	3	70
R. Darby	35	3	1	38
C. Graham	27	9	2	36
L. Alexander	26	7	8	33
K. Williams	23	10	7	33
J. Hughes	21	8	6	29
S. Gilmore	25	4	0	29
R. Blanton	18	8	0	26
A. Williams	13	7	1	20
L. Douzable	10	10	3	20
N. Robey-Coleman	12	2	1	14
A. Washington	9	4	3	13
C. Bryant	5	6	0	11
C. White	11	2	0	13
L. McCray	4	6	0	10
J. Worthy	3	5	1	8
B. Spikes	3	3	0	6
K. Seymour	5	0	0	5
S. Lawson	3	2	2	5
D. Williams	4	0	0	4
J. Meeks	1	3	0	4
M. Dareus	4	0	2	4
R. Humber	2	0	0	2
TOTAL	364	158	48	522

FUMBLE RECOVERIES

P. Brown	2
N. Robey-Coleman	1
A. Williams	1
C. Graham	1
TOTAL	5

PASSES DEFENSED

R. Darby	9
S. Gilmore	7
C. Graham	6
A. Williams	5
N. Robey-Coleman	4
J. Hughes	3
L. Alexander	2
C. White	1
D. Williams	1
A. Washington	1
J. Meeks	1
TOTAL	40

SACKS

L. Alexander	10.0
J. Hughes	5.0
K. Williams	3.5
Z. Brown	3.0
A. Washington	2.0
S. Lawson	2.0
L. Douzable	1.5
C. Graham	1.0
P. Brown	1.0
M. Dareus	1.0
TOTAL	30.0

INTERCEPTIONS

S. Gilmore	2
N. Robey-Coleman	2
C. Graham	1
C. White	1
TOTAL	6

FUMBLES FORCED

L. Alexander	3
Z. Brown	2
P. Brown	1
J. Hughes	1
L. McCray	1
TOTAL	8

DEFENSIVE TOUCHDOWNS

N. Robey-Coleman	2
A. Williams	1
TOTAL	3

SPECIAL TEAMS TACKLES

PLAYER	Solo	Assist	TOTAL
R. Blanton	8	0	8
R. Humber	5	2	7
L. Alexander	3	3	6
J. Meeks	6	0	6
K. Seymour	5	0	5
N. Robey-Coleman	4	0	4
M. Gillislee	4	0	4
C. Graham	3	0	3
L. McCray	2	1	3
P. Brown	2	0	2
G. Sanborn	0	2	2
C. Anderson	2	0	2
C. White	1	1	2
W. Powell	1	1	1
TOTAL	46	10	55

2016 AFC EAST STANDINGS

TEAM	W	L	HOME	ROAD	PF	PA
New England	7	2	3-2	4-0	241	163
Miami	5	4	4-1	1-3	204	206
Buffalo	4	5	2-2	2-3	237	203
New York	3	7	1-3	2-4	179	244

BILLS 2016 RANKINGS

OFFENSE

Category	Total	AFC Rank	NFL Rank
Total Yards/Game	343.7	8th	18th
Points Per Game	26.3	6th	9th
Passing Yards/Game	188.7	15th	31st
Passing Yards/Attempt	6.62	14th	29th
Interceptions	3	T-2nd	T-4th
Rushing Yards/Game	155.0	1st	2nd
Rushing Yards/Play	5.28	1st	1st
Times Sacked	24	11th	T-26th
1st Downs/Game	20.22	T-8th	T-17th
3rd Down Efficiency	40.3%	6th	14th
4th Down Efficiency	55.6%	5th	11th
Time of Possession	29:14	12th	22nd
Punt Return Average	9.7	7th	16th
Kick Return Average	20.5	13th	T-24th
Net Punt Average	39.2	14th	26th
Field Goal Percentage	73%	13th	28th

DEFENSE

Category	Total	AFC Rank	NFL Rank
Total Yards/Game	351.1	6th	14th
Points Per Game	22.6	6th	13th
Passing Yards/Game	242.2	6th	11th
Passing Yards/Attempt	8.27	12th	14th
Interceptions	6	T-11th	T-23rd
Rushing Yards/Game	108.9	7th	12th
Rushing Yards/Play	4.1	4th	11th
Sacks	30	1st	1st
1st Downs/Game	21.22	T-12th	T-21st
3rd Down Efficiency	38.4%	8th	T-12th
4th Down Efficiency	22.2%	3rd	4th
Time of Possession	30:45	12th	22nd
Punt Return Average	5.2	2nd	4th
Kick Return Average	20.6	6th	12th
Net Punt Average	36.6	3rd	4th
Field Goal Percentage	95%	T-14	T-29th

>>> THE BILLS ARE
FIRST IN THE NFL
IN RUSHING YARDS PER PLAY
THIS SEASON



LAST GAME: BILLS-SEAHAWKS

REGULAR SEASON WEEK 9 - Bills 25, Seahawks 31
November 7, 2016 - CenturyLink Field - 69,084

The Buffalo Bills dropped a tightly contested match versus the Seattle Seahawks on their only Monday Night Football appearance of the season, losing 31-25 on the road. With the loss, the Bills head into the bye week at 4-5.

Buffalo racked up 425 total net yards of offense and scored on their first play from scrimmage for the first time since the 1998 season. LeSean McCoy paced a 162-yard team rushing performance with a game-high 85 yards, QB Tyrod Taylor added 43 yards and a touchdown on the ground and RB Mike Gillislee had 32 yards rushing and a score for the Bills. McCoy also chipped in 35 receiving yards to finish the day with over 100 yards from scrimmage.

Taylor threw for 289 yards, his second highest total ever, and a touchdown to WR Justin Hunter, who is tied with WR Marquise Goodwin with a team-high three TDs on the season. Robert Woods caught a career-high 10 passes for a career-high 162 yards and Goodwin racked up 43 receiving yards of his own.

On the other side of the line of scrimmage, LB Lorenzo Alexander notched his NFL-leading 10th sack of the season, DT Kyle Williams added a sack, rookie DE Shaq Lawson had a sack for his second consecutive game and LB Jerry Hughes registered a sack and blocked punt on the day.

Seattle was led by QB Russell Wilson, who completed 77% of his passes for 282 yards and two touchdowns. Tight end Jimmy Graham recorded eight catches for 103 yards and two TDs, WR Doug Baldwin caught six passes for 89 yards and LB Bobby Wagner was responsible for 16 tackles and 0.5 sacks.

TEAM	1	2	3	4	Final
BILLS	14	3	0	8	25
SEAHAWKS	7	21	0	3	31

TEAM	QTR.	TIME	SCORING PLAY	DRIVE	SCORE
Bills	1	13:32	T.Taylor 3 yd. run (D.Carpenter kick)	1-3, 0:04	7-0
Seahawks	1	12:21	R.Wilson 3 yd. run (S.Hauschka kick)	3-58, 1:11	7-7
Bills	1	2:21	J.Hunter 5 yd. pass from T.Taylor (D.Carpenter kick)	17-75, 10:00	14-7
Seahawks	2	14:54	J.Graham 17 yd. pass from R.Wilson (S.Hauschka kick)	5-65, 2:27	14-14
Bills	2	9:32	D.Carpenter 31 yd. Field Goal	12-62, 5:22	17-14
Seahawks	2	4:29	C.Michael 3 yd. run (S.Hauschka kick)	3-40, 1:42	17-21
Seahawks	2	1:00	J.Graham 18 yd. pass from R.Wilson (S.Hauschka kick)	6-68, 1:19	17-28
Bills	4	14:26	M.Gillislee 1 yd. run (T.Taylor run)	13-82, 6:49	25-28
Seahawks	4	9:49	S.Hauschka 49 yd. Field Goal	8-44, 4:37	25-31

	BUF	SEA
First Downs	30	19
Rushes-Yards	38-162	12-33
Net Passing Yards	263	245
Total Net Yards	425	278
Passing (A-C-I)	27-39-1	20-26-0
Sacked by Opp.	5-26	4-37
Punts-Average	3-32.7	4-35.5
Fumbles-Lost	0-0	0-0
Penalties	11-115	10-75
Time of Poss.	40:17	19:43

WHAT TO LOOK FOR

TEAM

- Looking to score at least 25 points for the sixth consecutive game for the third time in franchise history and the first time since 2004.

OFFENSE

QB Tyrod Taylor

- Needs 70 rushing yards to reach 1,000 as a Bill.
- Needs one rushing touchdown to reach 10 for his career.

TE Charles Clay

- Needs nine receptions to reach 250 for his career.

RB LeSean McCoy

- Needs 16 yards from scrimmage to pass Marshawn Lynch (11,091) for 75th place in NFL history

WR Robert Woods

- Needs nine receptions to reach 200 for his career. Will be the fourth player in franchise history with 200 catches in his first four seasons.

DEFENSE

DT Marcell Dareus

- Needs half a sack to reach 32.0 for his career and move into sole possession of second place in team history for sacks by a defensive tackle.

LB Lorenzo Alexander

- Currently has 10.0 sacks through the first 10 weeks of the season. The franchise record for sacks in the first 11 weeks of the season is 13.0 by Bryce Paup in 1995. Sacks became an official statistic in 1982.

LB Zach Brown

- Brown needs 11 tackles to reach 100 on the season for the first time in his career.

LB Shaq Lawson

- With a sack against the Bengals, Lawson would become the first Bills rookie since Darryl Talley in 1983 to have a 3-game sack streak and 2nd Bills rookie ever with a 3-game sack streak.

LB Preston Brown

- Needs five tackles to reach 300 tackles for his career.

SPECIAL TEAMS

KR/PR Brandon Tate

- Needs 44 kick return yards to reach 5,000 for his career. Will be the 31st player in league history with 5,000 kick return yards.



QUOTE OF THE WEEK

Bills HC Rex Ryan on the bye week coming at the perfect time:

“There’s no question about it and it’s tough to suffer a loss like that where you did compete with everything you had—I mean every ounce that we had. But now I feel like we’re healthy and feeling good and we got to be rolling now. But we did, we absolutely needed our bye.”

BILLS-BENGALS SERIES HIGHS

RUSHING YARDS

Bills: 197, O.J. Simpson 11/17/1975 @ CIN

Bengals: 141, Harold Green 10/21/1991 @ BUF

RECEIVING YARDS

Bills: 220, James Lofton 10/21/1991 @ BUF

Bengals: 156, Billy Brooks 9/9/1979 @ BUF

PASSING YARDS

Bills: 392, Jim Kelly 10/21/1991 @ BUF

Bengals: 447, Ken Anderson 11/17/1975 @ CIN

TALE OF THE TAPE - 2016 STATS

Bills	Category	Bengals
4-5	Record	3-5-1
237	Points Scored	187
203	Points Allowed	210
29	Touchdowns Scored	20
21	Touchdowns Allowed	26
16	Rushing TDs	10
10	Passing TDs	10
3	Return TDs	0
11	Rushing TDs Allowed	7
10	Passing TDs Allowed	19
0	Return TDs Allowed	0
24/116	Sacked/Yards Lost	28/166
10/2	Fumbles/Lost	9/5
3	Had Intercepted	4
11/15	Field Goals Made/Attempted	16/21
343.7	Average Yards Per Game	380.8
351.1	Opp. Average Yards Per Game	375.4
155.0	Average Rushing Yards Per Game	115.6
108.9	Opp. Avg. Rushing Yards Per Game	116.8
188.7	Average Passing Yards Per Game	265.2
242.2	Opp. Avg. Passing Yards Per Game	258.7
+7	Turnover Ratio	+3
29:14	Average Time of Possession	30:08
18th/2nd/31st	NFL Rank-Total Offense/Run/Pass	T-8th/10th/10th
14th/20th/11th	Rank-Total Defense/Run/Pass	24th/24th/17th
vs JAX	Next Week	at BAL

2016 BILLS/BENGALS LEADERS

BILLS

PASSING

Tyrod Taylor - 1769 yards
EJ Manuel - 45 yards

Andy Dalton - 2553 yards

RUSHING

LeSean McCoy - 683 yards
Tyrod Taylor - 362 yards
Mike Gillislee - 254 yards
Jonathan Williams - 35 yards

Jeremy Hill - 561 yards
Giovani Bernard - 316 yards
Andy Dalton - 129 yards
Rex Burkhead - 39 yards

RECEIVING

Robert Woods - 452 yards
Marquise Goodwin - 301 yards
Charles Clay - 283 yards
Walter Powell - 141 yards
LeSean McCoy - 132 yards
Nick O’Leary - 94 yards

AJ Green - 964 yards
Brandon LaFell - 387 yards
Giovani Bernard - 296 yards
Tyler Boyd - 295 yards
Tyler Eifert - 207 yards
C.J. Uzomah - 193 yards

POINTS

Dan Carpenter - 57 points
LeSean McCoy - 42 points
Mike Gillislee - 30 points
Tyrod Taylor - 26 points
Marquise Goodwin - 18 points
Justin Hunter - 18 points
Nickell Robey-Coleman - 12 points
Reggie Bush - 8 points
Aaron Williams - 6 points
Robert Woods - 6 points
Greg Salas - 6 points
Jonathan Williams - 6 points
Nick O’Leary - 2 points

Mike Nugent - 67 points
Jeremy Hill - 36 points
Brandon LaFell - 24 points
AJ Green - 24 points
Giovani Bernard - 18 points
Andy Dalton - 12 points
Tyler Eifert - 6 points

INTERCEPTIONS

Stephon Gilmore - 2
Nickell Robey-Coleman - 2
Corey Graham - 1
Corey White - 1

Dre Kirkpatrick - 2
Georgia Iloka - 2
Vincent Rey - 1
Shawn Williams - 1
Adam Jones - 1
Josh Shaw - 1
Chris Lewis-Harris - 1

SACKS

Lorenzo Alexander - 10.0
Jerry Hughes - 5.0
Kyle Williams - 3.5
Zach Brown - 3.0
Adolphus Washington - 2.0
Shaq Lawson - 2.0

Carlos Dunlap - 5.0
Geno Atkins - 4.5
Will Clarke - 3.0
Michael Johnson - 1.5
Shawn Williams - 1.0
Vontaze Burfict - 1.0
Pat Sims - 1.0

TACKLES

Zach Brown - 89
Preston Brown - 70
Ronald Darby - 38
Corey Graham - 36
Lorenzo Alexander - 33
Kyle Williams - 33

Karlos Dansby - 58
Vincent Rey - 53
Shawn Williams - 52
Vontaze Burfict - 50
George Iloka - 44
Adam Jones - 35

FORMER BILLS/BENGALS

- Bills WR **Brandon Tate** spent five seasons (2011-2015) with the Bengals. Tate is CIN's all-time leader in punt returns and punt return yards and ranks 2nd in franchise history in kickoff returns and kickoff return yards.

HOMETOWN CONNECTIONS

- Bills DT **Adolphus Washington** and Bills LB **Preston Brown** are from Cincinnati, OH, as is Bengals P **Kevin Huber**.
- Bills RB **Jonathan Williams** and Bengals OT **Cedric Ogbuehi** both attended Allen High School in Allen, TX and were teammates during the 2009 season.
- Bills LB **Shaq Lawson** and Bengals DT **DeShawn Williams** both played at D.W. Daniel High School in Central, SC and the pair both played at Clemson as well.
- Bills DT **Marcell Dareus** and Bengals CB **Dre Kirkpatrick** grew up within an hour of each other in Alabama. Kirkpatrick's Gadsden High School topped Dareus' Huffman High School, 12-10, in the 2007 season and 28-0 in 2008. The pair later played together at Alabama.
- Bills DT **Kyle Williams** grew up in Ruston, LA, roughly 30 minutes from Bengals OT **Andrew Whitworth's** hometown of Monroe, LA. Whitworth's West Monroe High School shut out Williams' Ruston High School 29-0, in the opening game of the 2000 season. The pair went on to be teammates at LSU and were both selected in the 2006 NFL Draft.
- Bills TE **Nick O'Leary** is from Palm Beach, FL and Bengals RB **Giovani Bernard** is from neighboring West Palm Beach, FL.

PRO CONNECTIONS

- Bills Head Coach **Rex Ryan** worked with Bengals Head Coach **Marvin Lewis** in Baltimore from 1999-2001, where Lewis served as defensive coordinator and Ryan served as defensive line coach. In Baltimore, Ryan spent nine seasons with Bengals Assistant Strength and Conditioning Coach **Jeff Friday** and three with Bengals Strength and Conditioning Coach **Chip Morton**.
- Bills QB **Tyrod Taylor**, Bills S **Corey Graham** and Bengals CB **Chykie Brown** played with the Ravens from 2012-13, winning Super Bowl XLVII together.
- Bills Assistant Special Teams Coach **Eric Smith** played with Bengals K **Mike Nugent** on the Jets from 2006-08.
- Bills LB **Lorenzo Alexander** played with Bengals G **Eric Winston** on the Cardinals in 2013.
- Bills RB **Reggie Bush**, Bills TE **Charles Clay** and Bills G **Richie Incognito** played with Bengals LB **Karlos Dansby** on the Dolphins in 2011-12.
- Bengals LB Coach **Jim Haslett** served as the Rams' interim head coach in the 2008 season, coaching Bills G **Richie Incognito** during his tenure. Haslett also served as Bills LB **Lorenzo Alexander's** defensive coordinator with the Redskins from 20010-12. Bills Senior Offensive Assistant **Chris Palmer** and Haslett both served as head coaches in the now defunct UFL.

COLLEGE CONNECTIONS

- Bills Head Coach **Rex Ryan** spent two seasons (1996-1997) as the Defensive Coordinator for the University of Cincinnati.
- Bengals Quarterback Coach **Bill Lazor** coached at the University of Buffalo from 2001-2002 as the offensive coordinator and quarterbacks coach.
- Bills T **Cordy Glenn**, Bengals DT **Geno Atkins**, Bengals G **Clint Boling**, Bengals WR **AJ Green** and Bengals S **Shawn Williams** spent the 2009 seasons together at the University of Georgia.
- Bills LB **Zach Brown**, Bengals C **Russell Bodine**, and Bengals RB **Giovani Bernard** played together at North Carolina in 2011.
- Bills DT **Jerel Worthy** and Bengals CB **Darqueze Dennard** played the 2010-2011 seasons together at Michigan State.
- Bills C **Patrick Lewis** Bengals OT **Cedric Ogbuehi** played together at Texas A&M in 2011-12.
- Bills LB **Brandon Spikes**, Bills WR **Percy Harvin** and Bengals DE **Carlos Dunlap** played together at Florida and all won the 2009 BCS National Championship.
- Bills FB **Jerome Felton** graduated from Furman College, where Bengals Secondary Coach **Robert Livingston** coached in 2010.
- Bills Defensive Line Coach **Jason Rebrovich** coached Bengals Offensive Assistant **Dan Pitcher** at SUNY Cortland from 2008-10.

>>> BILLS LB **PRESTON BROWN** AND DT **ADOLPHUS WASHINGTON** ARE BOTH FROM CINCINNATI

OFFENSE

WR **ROBERT WOODS** - Leads the team with 39 catches for 452 yards and one touchdown on the season.

LT **CORDY GLENN** - Has started 68 games in his first five seasons.

LG **RICHIE INCOGNITO** - Was elected to the Pro Bowl in 2015 and has started in all 127 games he's appeared in during his NFL career.

C/G **RYAN GROY** - Has appeared in 17 games in his career, starting in three games

RG **JOHN MILLER** - Has started in all 21 games he's appeared in so far in Buffalo.

RT **JORDAN MILLS** - Has played in 48 games with 43 starts during his NFL career.

TE **CHARLES CLAY** - Has 29 receptions for 283 yards this season.

WR **MARQUISE GOODWIN** - Has 16 catches for 301 yards and three touchdowns this season.

QB **TYROD TAYLOR** - Has completed 162 of his 268 passes for 1,769 yards, 10 touchdowns and three interceptions this season. Also has added 362 yards and four touchdowns on the ground. Threw for 3,035 yards, 20 touchdowns and 6 interceptions, added another 568 yards rushing and four touchdowns in 2015 on the way to his first Pro Bowl appearance.

RB **LESEAN MCCOY** - Has totaled 683 yards and six touchdowns on 133 carries this season. Also has 24 catches for 132 yards and a touchdown. A four-time Pro Bowler who rushed for 895 yards and three touchdowns, adding 292 yards receiving and two touchdowns in 2015.

FB **JEROME FELTON** - Has played in 24 games for the Bills and has helped block for the number one rushing offense in the NFL in the past two seasons.

KEY RESERVES

RB **MIKE GILLISLEE** - Has 42 rush attempts for 254 yards and three touchdowns on the season and has eight receptions for 40 yards and a touchdown.

WR **WALT POWELL** - Has 13 receptions for 141 yards this season.

WR **BRANDON TATE** - Has totaled 276 yards on 12 kick returns and 132 yards on 13 punt returns this year.

WR **JUSTIN HUNTER** - Has six catches for 71 yards and three touchdowns this season.

TE **NICK O'LEARY** - Has seven catches for 94 yards this season.

DEFENSE

DT **KYLE WILLIAMS** - Has 33 tackles, 3.5 sacks, seven tackles for a loss and 10 QB hits this season. Has started 140-of-145 games and earned four-time Pro Bowl honors (2010, 2012, 2013, and 2014).

NT **MARCELL DAREUS** - Made his season debut against the Patriots and recorded four tackles, one sack, one QB hit and two tackles for a loss. Missed the last game with an injury.

DE **CORBIN BRYANT** - Has recorded 11 tackles so far this season. Missed the last game with an injury.

LB **JERRY HUGHES** - Has totaled 29 tackles, five sacks, one forced fumble and three passes defended on the season. Also has six tackles for a loss and nine QB hits.

LB **ZACH BROWN** - Currently leads the league with 89 tackles on the season. He also has three sacks, two forced fumbles, six QB hits and eight tackles for a loss.

LB **PRESTON BROWN** - Has totaled 70 tackles, one sack, three tackles for a loss, two quarterback hits, one forced fumble and two fumble recoveries so far this season.

LB **LORENZO ALEXANDER** - Has totaled 33 tackles, a leaguehigh 10.0 sacks, eight tackles for a loss, 15 QB hits, two passes defended and three forced fumbles on the year.

CB **RONALD DARBY** - Has recorded 38 tackles, one QB hit, one tackle for a loss and nine passes defended this season.

CB **STEPHON GILMORE** - Has totaled 29 tackles, two interceptions and seven passes defended this season.

S **COREY GRAHAM** - Has 36 tackles, one sack, two tackles for a loss, one QB hit, one interception and six passes defended.

S **ROBERT BLANTON** - Has 26 tackles so far this season.

KEY RESERVES

CB **NICKELL ROBEY-COLEMAN** - Has 14 tackles, one fumble recovery, four passes defended, two interceptions, one tackle for a loss, one forced fumble and two touchdowns this season.

DE **ADOLPHUS WASHINGTON** - Has totaled 13 tackles, two sacks, one pass defended, two QB hits and three tackles for a loss so far in his rookie season.

DT **JEREL WORTHY** - Has eight tackles and one tackle for a loss this season.

DT **LEGER DOUZABLE** - Has totaled 20 tackles, 1.5 sacks, three tackles for a loss and seven QB hits this season.

DT **SHAQ LAWSON** - Has five tackles, two sacks, three QB hits and two tackles for a loss in his three games this season.



NEW FACES AT ONE BILLS DRIVE

LB LORENZO ALEXANDER signed with the Bills on April 12, 2016. He entered the NFL as an undrafted free agent with the Carolina Panthers. He has totaled 30 tackles, a league-high 10.0 sacks, eight tackles for a loss, 15 QB hits, two passes defensed and three forced fumbles on the year.

S ROBERT BLANTON signed with the Bills on March 18, 2016. Spent the previous four seasons with the Minnesota Vikings. Has 26 total tackles and two starts so far this season.

LB ZACH BROWN signed with the Bills on April 4, 2016 after spending four seasons with the Tennessee Titans. Currently leads the league with 89 tackles on the season. Also has three sacks, two forced fumbles, six QB hits and eight tackles for a loss.

RB REGGIE BUSH signed with the Bills on August 1, 2016. He has played in 128 games with 95 starts in his career while recording 5,499 yards and 36 touchdowns on 1,281 rush attempts. He has also totaled 3,577 receiving yards and 18 touchdowns on 475 receptions in addition to returning 102 punts for 794 yards and four touchdowns.

DE LEGER DOUZABLE joined the Bills on June 13, 2016 as a free agent. Originally entered the league with the Minnesota Vikings as an undrafted free agent after the 2008 NFL Draft. Has totaled 20 tackles, 1.5 sacks, three tackles for a loss and six QB hits in two starts this season.

LB RAMON HUMBER signed with the Bills on August 31, 2016. Humber has played in 101 career games while accumulating 145 tackles, 3.5 sacks, four passes defensed, eight quarterback hits, nine tackles for loss and one forced fumble.

WR JUSTIN HUNTER signed with the Bills on September 30, 2016. Hunter has appeared in 40 games and recorded 73 receptions for 1,182 yards and 10 touchdowns in his career.

C PATRICK LEWIS was claimed by the Bills off waivers on August 31, 2016. Lewis has played in 16 games with 13 career starts along the offensive line of the Seattle Seahawks.

LB LARENTEE MCCRAY was traded to the Bills from Green Bay on August 30, 2016. McCray has played in 32 games, accumulating 28 tackles, 2.0 sacks and three quarterback hits.

LB BRANDON SPIKES signed with the Bills on August 7, 2016. He has played in 73 games with 49 starts and has totaled 344 tackles, two sacks, six forced fumbles and two interceptions.

WR BRANDON TATE signed with the Bills on September 6, 2016. He has played in 106 games with 19 starts in his career, accumulating 59 receptions for 918 yards and six touchdowns.

CB COREY WHITE signed with the Bills as a free agent on April 4, 2016. Originally entered the league as a fifth round (162nd overall) pick in the 2012 NFL Draft by the New Orleans Saints. Has 13 tackles, one interception and one pass defensed this season.

2016 NFL DRAFT SELECTIONS

LB SHAQ LAWSON

Has four tackles and 2.0 sacks through three career games. The Bills selected Lawson with the 19th overall pick of the 2016 NFL Draft. A 6-3, 267-pound Clemson product, Lawson finished his time with the Tigers as one of the school's all-time most prolific defenders. The Central, South Carolina native recorded 167 tackles, 46.5 tackles for a loss, 20 sacks, 29 quarterback pressures and two caused fumbles in 41 games played throughout his three collegiate seasons. A consensus first-team All-American in 2015, Lawson's 25.5 tackles for loss led the nation.

DE ADOLPHUS WASHINGTON

Has totaled 13 tackles, two sacks, one pass defensed, two QB hits and two tackles for a loss so far in his rookie season. Selected in the third round (80th overall) of the 2016 NFL Draft. A native of Cincinnati, Ohio, Washington joins the Bills after spending the past four years as a pillar of the Ohio State defensive line. The 6-3, 301-pound defensive tackle started 31-of-49 career games played for the Buckeyes, totaling 142 tackles, 25 tackles for a loss, 13.5 sacks, three forced fumbles and seven quarterback hits. Washington earned Sporting News first-team All-American honors in 2015 after notching a personal-best 49 tackles as a senior with seven tackles for loss and four sacks.

QB CARDALE JONES

Drafted by the Bills in the fourth-round (139th overall) of the 2016 NFL Draft. The signal caller for Ohio State's 2014 National Championship, Jones comes to Buffalo after recording a perfect 11-0 record as the Buckeyes starting quarterback. The 6-5, 253-pound Cleveland, Ohio native threw for 2,323 yards with 15 touchdowns, seven interceptions and a 61.9 completion percentage throughout his collegiate career. In 2015 as a redshirt junior, Jones started eight of the 10 games he appeared in while completing 110 of his 176 pass attempts for 1,460 yards, eight touchdowns and five interceptions.

RB JONATHAN WILLIAMS

Has 13 carries for 35 yards and one touchdown this season. Selected in the fifth round (156th overall) of the 2016 NFL Draft. A 6-0, 223-pound Arkansas product, Williams joins the Bills after four seasons with the Razorbacks. The Allen, Texas native played in 36 games with 24 starts in his collegiate career while racking up 2,321 yards and 16 touchdowns on 406 rush attempts in addition to recording 345 yards and six touchdowns on 26 receptions. Williams was forced to miss the 2015 season due to injury, but in 2014 the running back earned second-team All-SEC honors after carrying the rock 211 times for 1,190 yards and 12 touchdowns—including a four-touchdown performance versus Texas Tech.

CB KEVON SEYMOUR

Has five defensive and five special teams tackles in one start so far in his rookie season. Drafted by the Bills in the sixth round (218th overall) of the 2016 NFL Draft. Seymour, a 6-foot-0, 185-pounder, is a native of Pasadena, Calif. During four seasons with the Trojans, he registered 126 tackles, 19 passes defensed, on fumble recovery and three interceptions. He led USC as a junior in 2014 with 13 passes defensed.

POSITION-BY-POSITION BREAKDOWN

QUARTERBACKS (3)

No	Name	Pos	HT	WT	Exp	College
3	EJ Manuel	QB	6'4	237	4	Florida State
5	Tyrod Taylor	QB	6'1	215	6	Virginia Tech
7	Cardale Jones	QB	6'5	250	R	Ohio State

EJ MANUEL finished his third pro season starting two games and throwing for 561 yards on 52-of-84 passing with three touchdowns and three interceptions...**TYROD TAYLOR** has completed 162 of his 268 passes for 1,769 yards, 10 touchdowns and three interceptions this season. He also has added 362 yards and four touchdowns on the ground. Threw for 3,035 yards, 20 touchdowns and 6 interceptions, added another 568 yards rushing and four touchdowns in 2015 on the way to his first Pro Bowl appearance...**CARDALE JONES** was drafted by the Bills in the fourth round (139th overall) in the 2016 NFL Draft. He played three years at Ohio State appearing in 23 games and went 11-0 as a starter



RUNNING BACKS (5)

No	Name	Pos	HT	WT	Exp	College
22	Reggie Bush	RB	6'0	201	11	Southern California
25	LeSean McCoy	RB	5'11	208	8	Pittsburgh
31	Jonathan Williams	RB	6'0	223	R	Arkansas
35	Mike Gillislee	RB	5'11	219	3	Florida
42	Jerome Felton	FB	6'0	248	9	Furman

REGGIE BUSH has five receptions for 69 yards, nine rushes for -2 yards and a touchdown and five punt returns for 103 yards...**LESEAN MCCOY** has 683 yards and six touchdowns on 133 carries this season. He also has 24 catches for 132 yards and a touchdown. A four-time Pro Bowler who rushed for 895 yards and three touchdowns, adding 292 yards receiving and two touchdowns in 2015...**JONATHAN WILLIAMS** has 13 carries for 35 yards and one touchdown this season. He was drafted by the Bills in the fifth round (156th overall) in the 2016 NFL Draft. The former Arkansas Razorback missed his senior season with a foot injury. In his three years in college, he managed to rush for 2,321 yards and 16 touchdowns, while adding another 345 yards and six touchdowns receiving...**MIKE GILLISLEE** has 42 rush attempts for 254 yards and three touchdowns on the season and has eight receptions for 40 yards and a touchdown...**JEROME FELTON** has played in 24 games for the Bills and has helped block for the number one rushing offense in the NFL in the past two seasons.





POSITION-BY-POSITION BREAKDOWN

WIDE RECEIVERS (6)

No	Name	Pos	HT	WT	Exp	College
10	Robert Woods	WR	6'0	190	4	Southern California
11	Percy Harvin	WR	5'11	184	8	Florida
15	Brandon Tate	WR	6'1	195	8	North Carolina
17	Justin Hunter	WR	6'4	203	4	Tennessee
19	Walt Powell	WR	6'0	189	2	Murray State
88	Marquise Goodwin	WR	5'9	179	4	Texas

ROBERT WOODS leads the team with 39 catches for 452 yards and one touchdown on the season...**PERCY HARVIN** has totaled 351 receptions for 4,020 yards and 22 touchdowns in his career...**BRANDON TATE** has caught four passes for 48 yards and totaled 276 yards on 12 kick returns and 132 yards on 13 punt returns this year....**JUSTIN HUNTER** has six catches for 71 yards and three touchdowns this season...**WALT POWELL** has 13 receptions for 141 yards this season...**MARQUISE GOODWIN** has 16 catches for 301 yards and three touchdowns this season.



TIGHT ENDS (3)

No	Name	Pos	HT	WT	Exp	College
84	Nick O'Leary	TE	6'3	252	1	Florida State
85	Charles Clay	TE	6'3	255	6	Tulsa
87	Gerald Christian	TE	6'3	250	1	Louisville

NICK O'LEARY has seven catches for 94 yards this season...
CHARLES CLAY has 29 receptions for 283 yards this season...
GERALD CHRISTIAN has appeared in two games this season.



POSITION-BY-POSITION BREAKDOWN

OFFENSIVE LINE (8)

No	Name	Pos	HT	WT	Exp	College
64	Richie Incognito	G	6'3	319	10	Nebraska
66	Seantrel Henderson	T	6'7	331	3	Miami
67	Patrick Lewis	C	6'1	311	4	Texas A&M
71	Cyrus Kouandjio	T	6'7	332	3	Alabama
72	Ryan Groy	G	6'5	320	3	Wisconsin
76	John Miller	G	6'2	312	2	Louisville
77	Cordy Glenn	T	6'6	345	5	Georgia
79	Jordan Mills	T	6'5	316	4	Louisiana Tech

RICHIE INCOGNITO was elected to the Pro Bowl in 2015 and has started in all 127 games he's appeared in during his career... **SEANTREL HENDERSON** has started in 26 games in his Bills career... **PATRICK LEWIS** has played in 16 games with 13 career starts along the offensive line of the Seattle Seahawks... **CYRUS KOUANDJIO** has played in 19 games in his career with the Bills... **RYAN GROY** has appeared in 17 games in his career, starting in three games... **JOHN MILLER** has started in all 21 games he's appeared in so far in Buffalo... **CORDY GLENN** has started 68 games in his first five seasons. Helped pave the way for the number one rushing offense in the NFL during the 2015 season... **JORDAN MILLS** has played in 48 games with 43 starts during his NFL career.



DEFENSIVE LINE (6)

No	Name	Pos	HT	WT	Exp	College
91	Leger Douzable	DE	6'4	284	7	Central Florida
92	Adolphus Washington	DT	6'4	295	R	Ohio State
94	Jerel Worthy	DE	6'2	308	3	Michigan State
95	Kyle Williams	DT	6'1	303	11	LSU
97	Corbin Bryant	DT	6'4	300	4	Northwestern
99	Marcell Dareus	NT	6'3	331	6	Alabama

LEGER DOUZABLE has totaled 20 tackles, 1.5 sacks, three tackles for a loss and seven QB hits this season... **ADOLPHUS WASHINGTON** has totaled 13 tackles, two sacks, one pass defended, two QB hits and three tackles for a loss so far in his rookie season... **JEREL WORTHY** has eight tackles and one tackle for a loss this season... **KYLE WILLIAMS** has 33 tackles, 3 5 sacks, seven tackles for a loss and 10 QB hits this season. Has started 140-of-145 games and earned four-time Pro Bowl honors (2010, 2012, 2013, and 2014)... **CORBIN BRYANT** has recorded 11 tackles so far this season... **MARCELL DAREUS** made his season debut against the Patriots and recorded four tackles, one sack, one QB hit and two tackles for a loss.



POSITION-BY-POSITION BREAKDOWN

LINEBACKERS (8)

No	Name	Pos	HT	WT	Exp	College
50	Ramon Humber	LB	5'11	235	8	North Dakota State
51	Brandon Spikes	LB	6'2	255	6	Florida
52	Preston Brown	LB	6'1	251	3	Louisville
53	Zach Brown	LB	6'1	248	5	UNC
55	Jerry Hughes	LB	6'2	254	7	TCU
56	Lerentee McCray	LB	6'3	249	4	Florida
57	Lorenzo Alexander	LB	6'1	245	10	California
90	Shaq Lawson	LB	6'3	270	R	Clemson

RAMON HUMBER has two tackles on defense and seven tackles on special teams...**BRANDON SPIKES** has totaled six tackles this season...**PRESTON BROWN** has totaled 70 tackles, one sack, three tackles for a loss, two quarterback hits, one forced fumble and two fumble recoveries so far this season...**ZACH BROWN** currently ranks third in the NFL with 89 tackles on the season. He also has three sacks, two forced fumbles, six QB hits and eight tackles for a loss...**JERRY HUGHES** has totaled 29 tackles, five sacks, one forced fumble and three passes defended on the season. Also has six tackles for a loss and nine QB hits...**LERENTEE MCCRAY** has 10 tackles and one forced fumble this season...**LORENZO ALEXANDER** has totaled 33 tackles, a league-high 10.0 sacks, eight tackles for a loss, 15 QB hits, two passes defended and three forced fumbles on the year...**SHAQ LAWSON** has five tackles, two sacks, three QB hits and two tackles for a loss in his three games this season

SPECIALISTS (3)

No	Name	Pos	HT	WT	Exp	College
2	Dan Carpenter	K	6'2	228	9	Montana
6	Colton Schmidt	P	5'11	224	3	California-Davis
65	Garrison Sanborn	LS	6'1	240	8	Florida State

DAN CARPENTER has hit 11 of his 15 field goal attempts this season and 24 of his 26 PATs...**COLTON SCHMIDT** has punted 41 times this season for an average of 42.6 yards per punt and has placed 14 punts inside the 20...**GARRISON SANBORN** has appeared in each of the team's 121 regular season games in his eight years with the Bills.

DEFENSIVE BACKS (11)

No	Name	Pos	HT	WT	Exp	College
20	Corey Graham	S	6'0	196	10	New Hampshire
21	Nickell Robey-Coleman	CB	5'8	165	4	Southern California
24	Stephon Gilmore	CB	6'1	190	5	South Carolina
26	Robert Blanton	S	6'1	200	5	Notre Dame
27	Duke Williams	S	5'11	201	4	Nevada
28	Ronald Darby	CB	5'11	195	2	Florida State
29	Kevon Seymour	CB	6'0	185	R	Southern California
30	Corey White	CB	6'1	210	5	Samford
36	Jonathan Meeks	S	6'0	209	4	Clemson
38	Sergio Brown	S	6'2	210	7	Notre Dame
39	Marcus Roberson	CB	6'0	194	3	Florida

COREY GRAHAM has 36 tackles, one sack, two tackles for a loss, one QB hit, one interception and six passes defended...**NICKELL ROBEY-COLEMAN** has 14 tackles, one fumble recovery, four passes defended, two interceptions, one tackle for a loss, one forced fumble and two touchdowns this season...**STEPHON GILMORE** has totaled 29 tackles, two interceptions and seven passes defended this season...**ROBERT BLANTON** has 26 tackles on the season...**DUKE WILLIAMS** has four tackles and one pass defended so far this season...**RONALD DARBY** has recorded 38 tackles, one QB hit, one tackle for a loss and nine passes defended this season...**KEVON SEYMOUR** has five tackles so far in his rookie year...**COREY WHITE** has 13 tackles, one interception and one pass defended this season...**JONATHAN MEEKS** has four tackles on defense and one fumble recovery on special teams...**SERGIO BROWN** has appeared in one game this season for the Bills...**MARCUS ROBERSON** has appeared in one game so far this season with the Bills.

OFFENSE NOTES

WIN WITH THE RUN

The Bills picked up where they left off last season and are pounding the rock at a high level. After leading the NFL in rushing last season, the Bills rank second this season in rushing yards per game:

NFL RUSHING LEADERS - 2016

RK.	TEAM	RUSHING YARDS PER GAME
1.	Dallas	161.0
2.	Buffalo	155.0
3.	Tennessee	146.0
4.	Oakland	127.8
5.	Houston	121.4

The Bills lead the NFL in yards per carry at 5.28 yards per carry:

NFL RUSHING LEADERS - 2016

RK.	TEAM	RUSHING YARDS PER CARRY
1.	Buffalo	5.28
2.	Tennessee	4.88
3.	Oakland	4.83
4.	Miami	4.81
5.	Dallas	4.78

The reason the Bills have been able to establish such a high yards per carry average is due to the fact that Buffalo has consistently ripped off runs over 10 and 20 yards. The Bills lead the league with 43 rushes over 10 yards and 14 rushes over 20 yards:

NFL RUSHING LEADERS - 2016

RK.	TEAM	10+ YARD RUNS	10+ YARD TDS
1.	Buffalo	43	7
2.	Dallas	41	5
3.	Tennessee	38	3
4.	Miami	37	4
5.	Philadelphia	35	0

RK.	TEAM	20+ YARD RUNS	20+ YARD TDS
1.	Buffalo	14	4
2.	Oakland	11	2
3.	Dallas	10	2
4t.	Green Bay	9	1
4t.	Miami	9	2
4t.	NY Jets	9	2

OFFENSE NOTES

PUTTING UP POINTS

The Bills have been consistently putting up points this season and rank sixth in the AFC with 26.3 points per game. Buffalo has scored at least 25 points in five straight games for the first time since 2004:

AFC SCORING LEADERS - 2016

RK.	TEAM	POINTS PER GAME
1.	San Diego	29.2
2.	Oakland	27.2
3.	New England	26.8
4.	Indianapolis	26.6
5.	Tennessee	26.4
6.	Buffalo	26.3

PRODUCING IN THE RED ZONE

The Bills have taken better advantage of their opportunities in the red zone this season, as they have scored touchdowns on 18 of their 27 trips inside this season. That touchdown efficiency currently ranks fifth in the NFL:

NFL RED ZONE LEADERS - 2016

RK.	TEAM	RED ZONE TD %
1.	Tennessee	26/34, 76.5%
2.	New Orleans	26/37, 70.3%
3t.	Carolina	20/29, 69.0%
3t.	Indianapolis	20/29, 69.0%
3t.	Oakland	20/29, 69.0%
6.	Pittsburgh	17/25, 68.0%
7.	Buffalo	13/18, 72.2%

SPECIAL TEAMS NOTES

LIMIT THE RETURN

The Bills punt coverage unit has been performing at a top level so far this season. Buffalo is allowing 5.2 yards per punt return which is the fourth lowest average in the NFL:

NFL PUNT RETURN LEADERS- 2016

RK.	TEAM	OPPONENT PUNT RETURN AVG
1.	Los Angeles	4.7
2.	San Diego	4.8
3.	Tampa Bay	5.0
4.	Buffalo	5.2
5.	Kansas City	5.6

DEFENSE NOTES

GET AFTER THE QB

The Bills have been effective so far this season in regards to putting pressure on the opposing quarterback. Their 30 sacks lead the NFL this season:

NFL SACK LEADERS - 2016

RK.	TEAM	SACKS
1.	Buffalo	30.0
2t.	Denver	29.0
2t.	Seattle	29.0
4.	Tennessee	28.0
5.	Carolina	27.0

SHUTTING DOWN THE RED ZONE

The Bills have taken their defense to another level so far this season when the opposing team has entered the red zone. The Bills have allowed 15 touchdowns in 30 trips to the red zone, which is tied for sixth in the NFL:

NFL RED ZONE LEADERS - 2016

RK.	TEAM	RED ZONE TD %
1.	NY Giants	13/31, 41.9%
2.	Pittsburgh	13/30, 43.4%
3t.	Carolina	12/27, 44.4%
3t.	Philadelphia	12/27, 44.4%
5.	Seattle	13/28, 46.4%
6t.	Buffalo	15/30, 50%
6t.	Chicago	15/30, 50%

Buffalo has been able to limit the production of their opponents in the red zone this season because they have only allowed three 3rd down conversions in that area of the field:

NFL RED ZONE LEADERS - 2016

RK.	TEAM	RED ZONE 3RD DOWN %
1.	Pittsburgh	2/16, 12.5%
2.	Philadelphia	2/12, 16.7%
3.	Buffalo	3/15, 20.0%
4.	Miami	3/13, 23.1%
5.	Oakland	4/17, 23.5%



TEAM NOTES

Keys To Success

Buffalo has used the turnover battle to stay in games this season. Their differential of +7 is fourth in the NFL:

NFL TURNOVER LEADERS - 2016

RK.	TEAM	TURNOVER DIFFERENTIAL
1.	Kansas City	+14
2.	Minnesota	+12
3.	Oakland	+9
4.	Buffalo	+7
5.	Philadelphia	+6

Buffalo has been able to stay in the positives when it comes to turnover differential because they have the fewest giveaways in the league with 5:

NFL TURNOVER LEADERS - 2016

RK.	TEAM	GIVEAWAYS
1.	Buffalo	5
2t.	Detroit	6
2t.	Minnesota	6
2t.	Oakland	6
2t.	Seattle	6





2016 BY THE NUMBERS

0 The Bills allowed zero points in their Week Four matchup with the Patriots. It was the first shutout by the Bills since 2013.

1ST Lorenzo Alexander is the first Bill to participate in a sack in each of the team's first seven games of the season since sacks became an official stat in 1982.

1ST Lorenzo Alexander is the first linebacker in Bills history with a sack in seven consecutive games.

2 Nickell Robey-Coleman has two defensive touchdowns on the season which leads the NFL. He has scored on a fumble recovery and on an interception.

3 LeSean McCoy is one of three active players with 65+ career touchdowns, 8,000 rushing yards and 2,500 receiving yards.

4 The Bills won four straight games (Week 3-6) for the first time since the 2008 season.

4 The Bills rushed for four touchdowns against the 49ers in Week 6, which marked the first time since 1995 that Buffalo had four rushing touchdowns in one game at home.

5 The Bills have had five different players score a rushing touchdown this season, which is the most in the NFL.

5 The Bills have only committed five turnovers so far this season, which is the fewest in NFL

+7 The Bills have been able to capitalize on turnovers this season and Buffalo currently are fourth in the NFL with a turnover differential of +7.

8TH The Bills were the eighth team since 1991 to record four interceptions in the 4th quarter after their performance against the Cardinals in Week Three.

10.0 Lorenzo Alexander is currently tied for the NFL lead with 10.0 sacks

12 The Bills converted 12 of their 17 third downs against the Seahawks, which tied a franchise record.

17 Zach Brown had a career-high 17 tackles against the Patriots in Week Four.

18 The Bills recorded points in 18 consecutive quarters, which tied a team record set in games 1-5 of 1992.

20 Tyrod Taylor reached 4,000 passing yards with the Bills in his 20th game, the fourth quickest in franchise history.

25 The Bills have scored 25 points or more in five consecutive games, which is the longest streak by the team since 2004.

30.0 The Bills currently have 30.0 sacks which leads the NFL.

33-18 The Bills defeated the Cardinals 33-18 in Week Three. It was the first NFL game to finish with a score of 33-18 since 2000. (Giants 33, Eagles 18)

49 Tyrod Taylor set a career-high with a 49-yard run in Week Three against Arizona. It is the longest run by a quarterback in Bills history.

50TH LeSean McCoy recorded the 50th rushing touchdown of his career against the Cardinals in Week Three. He is one of five active running backs with over 50 rushing touchdowns.

89 Zach Brown's 89 tackles are third in the NFL and are tied for the most ever by a Bill through the first nine weeks of a season.

100 Dan Carpenter made his 100th field goal as a Bill against the Patriots.

100+ LeSean McCoy has gone over 100 yards from scrimmage in 12 of his last 16 games.

150 LeSean McCoy rushed for 150 yards against the Rams, which is the most McCoy has rushed for as a Bill.

200+ After turning in a 312 yard rushing performance against the 49ers, the Bills have gone over 200 yards on the ground four times in the last two seasons.

312 The Bills rushed for 312 yards against the 49ers in Week 6, which is the fifth highest rushing total in team history and the most since 1992.

491 Buffalo piled up 491 yards of total offense against the 49ers which was the 10th highest total in team history and the most at home since 1991.

1990 The Bills victory against the Patriots in Week Four was the first shutout by the Bills on the road since 1990.

TAYLOR RUNNING THE SHOW

QB Tyrod Taylor has completed 162 of his 268 passes for 1,769 yards, 10 touchdowns and three interceptions this season. Also has added 362 yards and four touchdowns on the ground.

Taylor's 362 rushing yards currently leads the NFL amongst quarterbacks as he continues to provide a dynamic threat on the ground and in the air:

NFL RUSHING STATS - QBs 2016 season

RK.	PLAYER, TEAM	RUSHING YARDS
1.	Tyrod Taylor, BUF	362
2.	Cam Newton, CAR	261
3.	Marcus Mariota, TEN	243
4.	Colin Kaepernick, SF	228
5.	Aaron Rodgers, GB	226

Taylor has utilized the big play passing game quite often as the starter in Buffalo. He leads the NFL for the most passing touchdowns that traveled over 20 yards in the air over the past two seasons:

NFL PASSING STATS - 2015-2016 season

RK.	PLAYER, TEAM	TDs (20+ Air Yards)
1.	Tyrod Taylor, BUF	16
2t.	Eli Manning, NYG	15
2t.	Derek Carr, OAK	15
4t.	Drew Brees, NO	13
4t.	Russell Wilson, SEA	13
4t.	Ben Roethlisberger, PIT	13

Taylor raised his passing total with the Bills over 4,000 yards against the 49ers in his 20th game as a Bill. He was the fourth fastest to 4,000 passing yards in franchise history:

BILLS PASSING YARDS - FRANCHISE HISTORY

RK.	PLAYER	GAMES TO 4,000
1.	Drew Bledsoe	15
2.	Jim Kelly	18
3.	Doug Flutie	19
4.	Tyrod Taylor	20

Taylor also leads the NFL since the beginning of the 2015 season in regards to rushing average. Among all players with at least 100 rushing attempts, Taylor's average of 5.89 yards per carry is tops in the NFL:

NFL RUSHING STATS - 2015-16 season

RK.	PLAYER, TEAM	RUSHING AVG.
1.	Tyrod Taylor, BUF	5.89
2.	Bilal Powell, NYJ	5.32
3.	Jordan Howard, CHI	5.31
4.	Spencer Ware, KC	5.121
5.	Jay Ajayi, MIA	5.18

TAYLOR IN 2015

Taylor completed 242 of 380 pass attempts for 3,035 yards, 20 touchdowns and six interceptions last season. He also added a franchise quarterback record 568 rushing yards and four touchdowns on 104 attempts.

Taylor became just the third QB in NFL history to finish a season with a passer rating over 99 and over 40 yards rushing per game:

NFL PASSER RATING AND RUSHING YARDS - NFL HISTORY

RK.	PLAYER, TEAM (YEAR)	PASSER RATING	RUSH YPG
1.	Robert Griffin, WAS (2012)	102.4	54.3
2.	Michael Vick, PHI (2010)	100.2	56.3
3.	Tyrod Taylor, BUF (2015)	99.4	40.6

Taylor put together one of the best seasons by a quarterback in franchise history in his debut year. His QB rating of 99.4 ranks as the second best for a season in franchise history and was the best ever by a Bill in his first season as the starter:

BILLS PASSER RATING - First Season as Starter (Min. 10 games)

RK.	PLAYER, YEAR	YARDS	TD	RATING
1.	Tyrod Taylor, 2015	3,035	20	99.4
2.	Kyle Orton, 2014	3,018	18	87.8
3.	Doug Flutie, 1998	2,711	20	87.4
4.	Drew Bledsoe, 2002	4,359	24	86.0
5.	Jim Kelly, 1986	3,593	22	83.3

Taylor also flashed his athletic ability by rushing for 568 yards, which was second in the NFL by a quarterback. His 568 yards are also a franchise record for rushing yards by a quarterback:

BILLS QB RUSHING - FRANCHISE HISTORY

RK.	PLAYER, YEAR	YARDS
1.	Tyrod Taylor, 2015	568
2.	Doug Flutie, 1999	476
3.	Rob Johnson, 2000	307
4.	Daryle Lamonica, 1964	289
5.	Joe Ferguson, 1977	279





SHADY THE STAR

RB LeSean McCoy has totaled 683 yards and six touchdowns on 133 carries this season. He also has 24 catches for 132 yards and a touchdown through the air.

McCoy's average of 85.4 rushing yards per game ranks fourth in the NFL this season:

NFL RUSHING LEADERS - 2016 SEASON

RK.	PLAYER, TEAM	YARDS PER GAME
1.	Ezekiel Elliott, DAL	111.7
2.	DeMarco Murray, TEN	93.0
3.	Jay Ajayi, MIA	90.6
4.	LeSean McCoy, BUF	85.4
5.	David Johnson, ARI	84.4

McCoy also is third in yards per carry this season:

NFL RUSHING LEADERS - 2016 SEASON

RK.	PLAYER, TEAM	YARDS PER CARRY
1.	Jay Ajayi, MIA	5.71
2.	Jordan Howard, CHI	5.31
3.	LeSean McCoy, BUF	5.14
4.	Ezekiel Elliott, DAL	5.08
5.	Eddie Lacy, GB	5.07

Since arriving in Buffalo last season, McCoy has been one of the top producers on the ground in the league. Among all players that have appeared in at least 12 games over the past two seasons, McCoy's average of 78.9 yards per game ranks fourth in the NFL:

NFL RUSHING LEADERS - 2015-16 SEASON

RK.	PLAYER, TEAM	YARDS PER GAME
1.	Adrian Peterson, MIN	85.3
2.	Le'Veon Bell, PIT	82.4
3.	Doug Martin, TB	80.0
4.	LeSean McCoy, BUF	78.9
5.	Todd Gurley, STL	73.7

A four-time Pro Bowler, McCoy rushed for 895 yards and three touchdowns, adding 292 yards receiving and two touchdowns in 2015.

McCoy recorded over 100 yards from scrimmage in seven straight games from week seven to 14 in 2015, which made him the third Bill in team history to accomplish the feat. His average of 98.9 yards from scrimmage per game was the second best in the AFC last season:

AFC YARDS FROM SCRIMMAGE LEADERS - 2015 SEASON

RK.	PLAYER, TEAM	YARDS PER GAME
1.	Antonio Brown, PIT	116.4
2.	LeSean McCoy, BUF	98.9
3.	DeAndre Hopkins, HOU	95.1
4.	Brandon Marshall, NYJ	93.9
5.	Allen Robinson, JAX	87.5

DOMINATING SINCE 2010

Since the beginning of the 2010 NFL season, McCoy leads the league in total rushing yards:

NFL RUSHING LEADERS - SINCE 2010 SEASON

RK.	PLAYER, CURRENT TEAM	YARDS
1.	LeSean McCoy, BUF	7,733
2.	Adrian Peterson, MIN	7,241
3.	Matt Forte, NYJ	7,167
4.	Frank Gore, IND	7,071
5.	Chris Johnson, ARZ	6,303

McCoy also is one of the top players in the NFL since 2010 when it comes to all-purpose yards, ranking second with 10,011 yards:

MOST ALL-PURPOSE YARDS - SINCE 2010 SEASON

RK.	PLAYER, CURRENT TEAM	TOTAL	RUSH	REC.
1.	Matt Forte, NYJ	10,514	7,167	3,347
2.	LeSean McCoy, BUF	10,131	7,733	2,398
3.	Frank Gore, IND	8,520	7,071	1,449
4.	Adrian Peterson, MIN	8,356	7,241	1,115
5.	Antonio Brown, PIT	8,043	119	7,924

McCoy leads the NFL in games with over 100 yards from scrimmage since the beginning of the 2010 season. After recording 120 total yards against the Seahawks in Week Nine, McCoy is up to 58 games going over 100 yards:

100-YARDS FROM SCRIMMAGE GAMES - Active players since 2010

RK.	PLAYER, CURRENT TEAM	GAMES
1.	LeSean McCoy, BUF	58
2.	Matt Forte, NYJ	53
3.	Jamaal Charles, KC	45
4.	Adrian Peterson, MIN	42
5.	DeMarco Murray, TEN	39

McCoy has also been one of the best in finding the end zone since becoming a full-time starter in 2010. His 62 touchdowns are tied for second among all active players since the beginning of the 2010 season:

NFL TOUCHDOWN LEADERS - SINCE 2010 SEASON

RK.	PLAYER, CURRENT TEAM	Tds
1.	Rob Gronkowski, NE	69
2t.	LeSean McCoy, BUF	62
2t.	Dez Bryant, DAL	62
3.	Adrian Peterson, MIN	61
5t.	Brandon Marshall, NYJ	56
5t.	Matt Forte, NYJ	56
5t.	Jimmy Graham, SEA	56

McCoy went over 100 yards for the 29th time in his career against San Francisco. In games where McCoy rushes for 100 yards or more, his team is 26-3. His 29 100-yard games ranks fifth among active players:

100-YARD RUSHING GAMES - Active NFL RBs

RK.	PLAYER, CURRENT TEAM	GAMES
1.	Adrian Peterson, MIN	49
2t.	Chris Johnson, ARZ	40
2t.	Frank Gore, IND	40
4.	LeSean McCoy, BUF	29
5.	Matt Forte, NYJ	26

NEW ERA AT TIGHT END

TE Charles Clay has 29 receptions for 283 yards this season.

Clay put together a solid first season as a Bill in 2015 by totaling 51 catches for 528 yards and three touchdowns in the first 13 games of the season before being sidelined with an injury.

Clay not only compared favorably to tight ends around the league, but he put together one of the best seasons by a tight end in franchise history. His 51 catches for 528 yards are both near the top in franchise history for a single season:

BILLS TE RECEIVING - SINGLE SEASON

RK.	PLAYER, YEAR	REC	YARDS	TDS
1.	Pete Metzelaars, 1993	68	609	4
2t.	Scott Chandler, 2013	53	655	2
2t.	Jay Riemersma, 2001	53	590	3
4.	Charles Clay, 2015	51	528	3
5t.	Lonnie Johnson, 1995	49	504	1
5t.	Pete Metzelaars, 1994	49	428	5
5t.	Pete Metzelaars, 1986	49	485	3

MR. BIG STUFF BREAKING THROUGH

DT Marcell Dareus made his season debut against the Patriots and recorded four tackles, one sack, one QB hit and two tackles for a loss.

Last season, he started in 15 games and recorded 51 tackles, two sacks, five tackles for a loss and five QB hits on the season as he controlled the middle of the line of scrimmage.

DAREUS AMONG DT POSITION LEADERS SINCE 2011

Since entering the NFL as the team's first-round (third overall) draft choice in 2011, Dareus has registered 31.5 sacks and 182 solo tackles - the fourth most sacks and solo tackles among active NFL defensive tackles:

NFL DEFENSIVE TACKLE SACK LEADERS -SINCE 2011

RK.	PLAYER/TEAM	POS	SACKS
1.	Geno Atkins, CIN	DT	44.5
2t.	Ndamukong Suh, MIA	DT	37.0
2t.	Gerald McCoy, TB	DT	37.0
4.	Marcell Dareus, BUF	DT	31.5
5.	Jurrell Casey, TEN	DT	31.0

NFL DEFENSIVE TACKLE SOLO TACKLE LEADERS - SINCE 2011

RK.	PLAYER/TEAM	POS	SOLO TACKLES
1.	Jurrell Casey, TEN	DT	209
2.	Linval Joseph, MIN	DT	194
3.	Ndamukong Suh, MIA	DT	192
4.	Marcell Dareus, BUF	DT	182
5.	Fletcher Cox, PHI	DT	176

ZACH ATTACK

LB Zach Brown currently ranks third in the NFL with 89 tackles on the season. He also has three sacks, two forced fumbles, six QB hits and eight tackles for a loss. Brown earned Defensive Player of the Week honors for his 17-tackle performance against New England in Week 4.

NFL TACKLE LEADERS - 2016 REGULAR SEASON

RK.	PLAYER/TEAM	TACKLES	SOLO	ASST
1.	Bobby Wagner, SEA	93	53	40
2.	Christian Kirksey, CLE	92	59	33
3.	Zach Brown, BUF	89	59	30
4.	Luke Kuechly, CAR	88	63	25
5t.	Sean Lee, DAL	86	54	32
5t.	Tahir Whitehead, DET	86	61	25

Brown's 89 tackles are tied for the most ever by a Bill through the first nine weeks of a season since tackles became an official stat in 1994.

PRESTON MANS THE MIDDLE

LB Preston Brown has totaled 70 tackles, one sack, three tackles for a loss, two quarterback hits, one forced fumble and two fumble recoveries so far this season. His 70 tackles are ninth in the AFC this season and his two fumble recoveries are tied for second in the NFL. Since entering the NFL in 2014, Brown has the fourth most tackles in the AFC:

AFC TACKLE LEADERS - 2014-16 Seasons

RK.	PLAYER/TEAM	TACKLES	SOLO	ASST
1.	D'Qwell Jackson, IND	346	22	134
2.	Lawrence Timmons, PIT	315	208	107
3.	Telvin Smith, JAX	298	225	73
4.	Preston Brown, BUF	295	169	126
5.	Johnathan Cyprien, JAX	287	207	80

WILLIAMS LEADS THE WAY

DT Kyle Williams has 33 tackles, 3 5 sacks, seven tackles for a loss and 10 QB hits this season. He has started 140-of-145 games and earned four-time Pro Bowl honors (2010, 2012, 2013, and 2014).

Since entering the NFL in 2006, Williams has recorded 502 total tackles (325 solo) to rank second among active NFL defensive tackles over the last 10 years:

NFL DEFENSIVE TACKLE TACKLE LEADERS - SINCE 2006

RK.	PLAYER/TEAM	POS	TACKLES
1.	Domata Peko, CIN	DT	504
2.	Kyle Williams, BUF	DT	502
3.	Haloti Ngata, DET	DT	480
4.	Ahtyba Rubin, SEA	DT	398
5.	Jonathan Babineaux, ATL	DT	354

DARBY STEPS UP

CB Ronald Darby has recorded 38 tackles, one QB hit, one tackle for a loss and nine passes defended this season.

Darby has the third most passes defended in the NFL over the past two seasons:

NFL PASSES DEFENSED - 2015-16 SEASONS

RK.	PLAYER/TEAM	POS	PD
1.	Marcus Peters, KC	CB	41
2.	David Amerson, OAK	CB	39
3.	Ronald Darby, BUF	CB	30
4.	Josh Norman, WAS	CB	29
5t.	Brent Grimes, TB	CB	28
5t.	Johnathan Joseph, HOU	CB	28

Darby totaled 68 tackles, two interceptions and 21 passes defended in his rookie season. His 21 passes defended were the fifth most in the NFL and were a franchise record for a rookie:

His play in the first four weeks earned him the NFL Defensive Rookie of the Month award for September.

His 21 passes defended were the second most in franchise history:

BILLS PASSES DEFENSED - SINGLE SEASON

RK.	PLAYER/YEAR	POS	PD
1.	Nate Odomes, 1991	CB	24
2.	Ronald Darby, 2015	CB	21
3t.	Terrence McGee, 2007	CB	19
3t.	Nate Clements, 2006	S	19
5.	Nate Odomes, 1993	CB	18



HUGHES OFF THE EDGE

DE Jerry Hughes has totaled 29 tackles, five sacks, one forced fumble and three passes defended on the season. He also has six tackles for a loss and nine QB hits.

He is currently tied for 12th in the AFC with his five sacks.

Since the start of the 2013 season, Hughes is tied for sixth amongst all AFC defensive ends in sacks:

AFC DE SACK LEADERS - SINCE 2013

RK.	PLAYER/TEAM	SACKS
1.	J.J. Watt, HOU	50.0
2t.	Carlos Dunlap, CIN	34.0
2t.	Cameron Wake, MIA	34.0
4.	Mario Williams, MIA	33.5
5.	Muhammad Wilkerson, NYJ	31.0
6.	Jerry Hughes, BUF	30.0

THE LO-DOWN

LB Lorenzo Alexander has proven to be a revelation at linebacker this season. He has totaled 33 tackles, a league-high 10.0 sacks, eight tackles for a loss, 15 QB hits, two passes defended and three forced fumbles on the year.

His 10 sacks are tied for the NFL lead, his 15 QB hits are the eighth most and his three forced fumbles are tied for second:

NFL SACK LEADERS - 2016 REGULAR SEASON

RK.	PLAYER/TEAM	SACKS
1t.	Lorenzo Alexander, BUF	10.0
1t.	Dee Ford, KC	10.0
3t.	Von Miller, DEN	9.5
3t.	Vic Beasley Jr. ATL	9.5
5t.	Brian Orakpo, TEN	9.0
5t.	Cliff Avril, SEA	9.0

Alexander's 10.0 sacks are tied for the fourth most sacks ever by a Bill in the first 10 weeks of a season.

BILLS SACK LEADERS - FIRST 10 WEEKS OF SEASON

RK.	PLAYER/YEAR	SACKS
1t.	Mario Williams, 2013	11.0
1t.	Bryce Paup, 1995	11.0
1t.	Bruce Smith, 1997	11.0
4t.	Lorenzo Alexander, 2016	10.0
4t.	Bruce Smith, 1990	10.0
4t.	Marcell Dareus, 2014	10.0

For his outstanding play in October, Alexander was named the AFC Defensive Player of the Month. He was the first Bills LB to win the honor since Sam Cowart in 2000.

Alexander is the first linebacker in team history to record a sack in seven or more consecutive games. He is the second Bill ever, joining Bruce Smith in 1986-87, to participate in a sack in seven straight games.

Alexander is the seventh NFL player since 1982 to participate in a sack in the first seven games of a season. His seven game streak

GRAHAM THE VETERAN LEADER

Buffalo native CB Corey Graham has 36 tackles, one sack, two tackles for a loss, one QB hit, one interception and six passes defense.

Graham recorded a career-high 127 tackles, one sack, eight QB hits, four tackles for a loss, two interceptions, one touchdown and recovered one fumble last season. His 127 tackles was second among all defensive backs in the NFL:

NFL DEFENSIVE BACKS - 2015 SEASON

RK.	PLAYER/TEAM	TACKLES SOLO	ASST	
1.	Reshad Jones, MIA	135	106	29
2.	Corey Graham, BUF	127	96	31
3t.	Mark Barron, STL	113	76	37
3t.	Barry Church, DAL	113	75	38
5.	Deone Bucannon, ARI	109	90	19

Graham continued his success from 2014 when he was a consistent contributor no matter where he lined up in the secondary. In 2014, Graham had 77 tackles, two interceptions, a career-high 16 passes defended and one fumble recovery.

THE LOCKDOWN CORNER

CB Stephon Gilmore has totaled 29 tackles, two interceptions and seven passes defended this season. His seven passes defended are tied for 19th in the AFC and his two interceptions are tied for ninth in the AFC.

Gilmore appeared in 12 games and totaled 36 tackles, 18 passes defended and three interceptions last season. His 18 passes defended were tied for the seventh most in the NFL.



2016 ROSTER FACTS

OLDEST BILLS PLAYER: LB Lorenzo Alexander, 33, Born 5/31/1983

YOUNGEST BILLS PLAYER: RB Jonathan Williams, 22, Born 2/2/1994

HEAVIEST BILLS PLAYER: T Cordy Glenn, 345 lbs.

LIGHTEST BILLS PLAYER: DB Nickell Robey-Coleman, 165 lbs.

TALLEST BILLS PLAYER: T Seantrel Henderson and T Cyrus Kouandjio, 6-7

SHORTEST BILLS PLAYER: DB Nickell Robey-Coleman, 5-8

COACHES WHO PLAYED IN THE NFL: 6 - Dennis Thurman (Defensive Coordinator), Anthony Lynn (Offensive Coordinator), Tim McDonald (Defensive Backs), Ed Reed (Assistant Defensive Backs), Eric Smith (Special Teams Assistant), Pat Meyer (Offensive Assistant)

MOST SEASONS WITH THE BILLS: DT Kyle Williams, 11th season

MOST NFL SEASONS: RB Reggie Bush and DT Kyle Williams, 11th season

CLOSEST TO HOME: CB Corey Graham - Buffalo, NY (0 Miles)

FURTHEST FROM HOME: FB Jerome Felton - Duren, Germany - 3,846 miles

STATE PRODUCING THE MOST BILLS: Florida, 7 - DT Leger Douzable, RB Mike Gillislee, G John Miller, TE Nick O'Leary, CB Nickell Robey-Coleman, LS Garrison Sanborn, WR Sammy Watkins,

COLLEGE WITH THE MOST BILLS: Florida State, 4 - DB Ronald Darby, QB EJ Manuel, TE Nick O'Leary, LS Garrison Sanborn

FORMER 1ST ROUND PICKS: 9- RB Reggie Bush (2006-Saints), DT Marcell Dareus (2011 - Bills), CB Stephon Gilmore (2012 - Bills), WR Percy Harvin (2008 - Vikings), DE Jerry Hughes (2010 - Colts), LB Shaq Lawson (2016 - Bliis), QB EJ Manuel (2013 - Bills), WR Sammy Watkins (2014 - Bills), and C Eric Wood (2009 - Bills)

PRO BOWLERS: 11 - LB Lorenzo Alexander (2012 w/ Redskins), K Dan Carpenter (2009 w/ Dolphins), DT Marcell Dareus (2013, 2014 w/ Bills), FB Jerome Felton (2012 w/ Vikings), CB Corey Graham (2011 w/ Bears), WR Percy Harvin (2009 w. Vikings), G Richie Incognito (2012 w/ Dolphins and 2015 w/Bills), RB LeSean McCoy (2011, 2013, 2014 w/ Eagles and 2015 w/Bills), QB Tyrod Taylor (2015 w/Bills), OT Kyle Williams (2010, 2012, 13, 14 w/Bills) and C Eric Wood (2015 w/Bills)

CARPENTER KEEPING IT CONSISTENT

K Dan Carpenter has hit 11 of his 15 field goal attempts this season and 24 of his 26 PATs. He now has over 400 points a a Bill and has made over 100 field goals in Buffalo. Carpenter currently ranks sixth in team history with his 424 points.

Carpenter hit 23 of his 27 field goal attempts and was 34 of 40 on PATs last season. Carpenter finished with 103 points on the season and eclipsed the 900-point mark for his career.

Carpenter became the first Bill with three straight 100-point seasons since Rian Lindell in 2004-06.

He's continued the success he had in a record-breaking season in 2014, when he made a franchise record 34 field goals. For the season he went 34 of 38 on field goals and made 31 of his 32 PAT's to record 133 points on the year, the third highest point total in a season in Bills history.

MOST EFFICIENT IN BILLS HISTORY

Carpenter has converted 87.06 percent of his field goal attempts with the Bills - the best in team history:

FIELD GOAL PERCENTAGE MARK - BILLS HISTORY

RK.	PLAYER, YEARS	FGM-FGA	FG %
1.	Dan Carpenter, 2013-16	101-116	87.06
2.	Rian Lindell, 2003-12	225-270	83.33
3.	Steve Christie, 1992-2000	234-299	78.26

RECORD HOLDER

Carpenter holds both of the top spots in franchise history when it comes to field goals made in a season. He hit 33 in 2013 and 34 in 2014:

FIELD GOALS MADE - BILLS HISTORY SINGLE SEASON

RK.	PLAYER, YEAR	FIELD GOALS MADE
1.	Dan Carpenter, 2014	34
2t.	Dan Carpenter, 2013	33
2t.	Steve Christie, 1998	33
4.	Scott Norwood, 1988	32

SECOND-MOST FIELD GOALS MADE SINCE 2008

Since entering the NFL in 2008. Carpenter has converted 228-of-271 field goals along with 275-of-285 point after tries in 133 games.

His 228 field goals made are the second-most in the NFL among active kickers since 2008:

FIELD GOALS MADE - SINCE 2008

RK.	PLAYER, TEAM	FIELD GOALS MADE
1.	Stephen Gostkowski, NE	247
2.	Dan Carpenter, BUF	228
3t.	Sebastian Janikowski, OAK	222
3t.	Mason Crosby, GB	222
5.	Phil Dawson, SF	217

SCHMIDT PINS THEM DEEP

P Colton Schmidt has punted 41 times this season for an average of 42.6 yards per punt and has placed 14 punts inside the 20.


Schmidt totaled 82 punts for 3,797 yards and a 46.3 average last season. His net average of 41.3 yards per punt ranked seventh in the NFL and was a franchise record for a single season:

NFL PUNTING LEADERS - 2015 SEASON

RK.	PLAYER, TEAM	NET AVG
1.	Johnny Hekker, STL	43.7
2.	Sam Koch, BAL	42.9
3.	Chris Jones, DAL	42.5
4.	Sam Martin, DET	42.0
5.	Pat McAfee, IND	41.7
6.	Donnie Jones, PHI	41.6
7.	Colton Schmidt, BUF 41.3	

BILLS PUNTING LEADERS - FRANCHISE HISTORY

RK.	PLAYER, YEAR	NET AVG
1.	Colton Schmidt, 2015	41.3
2.	Brian Moorman, 2009	40.2
3.	Brian Moorman, 2006	39.2
4.	Brian Moorman, 2008	39.1
5.	Brian Moorman, 2005	39.0



BUFFALO BILLS COACHING STAFF



REX RYAN
HEAD COACH

COLLEGE: Southwestern Oklahoma State

NFL: 20th Season

BILLS: Second Season

PRO CAREER:

Ryan was named Buffalo's 18th head coach on January 12, 2015. He enters his second season as Buffalo's head coach and his 20th season in the NFL coaching ranks. Ryan led Buffalo to an 8-8 record in his first season as head coach. Ryan spent 2009-14 as the head coach of the New York Jets, where he led the Jets to the AFC Championship game in 2009 and 2010. Prior to his Jets tenure, Ryan spent 10 seasons with the Baltimore Ravens from 1999-2008. From 2005-08, he was the defensive coordinator for the Ravens. From 1999-2004, Ryan served as the defensive line coach and helped Baltimore win Super Bowl XXXV in 2000. Before arriving in Baltimore, Ryan spent three years as a defensive coordinator in the college ranks. In 1998, he directed the defense at Oklahoma. In 1996 and 1997 he served as the defensive coordinator at the University of Cincinnati. Before coaching at Cincinnati, Ryan coached under his father, Buddy Ryan, for two years with the Arizona Cardinals. In 1995 he coached the linebackers and in 1994 he coached the defensive line. From 1990-93, Ryan served as the defensive coordinator for Morehead State. In 1989, he was the assistant head coach/defensive coordinator for New Mexico Highlands. He got his coaching start in 1987 and 1988 as the defensive ends coach for Eastern Kentucky. Career record: 58-63

BACKGROUND:

Ryan played football at SW Oklahoma State (1983-86), where he earned his bachelor's degree in physical education. He earned his master's in physical education at Eastern Kentucky in 1988.

PERSONAL:

Born December 13, 1962, Ardmore, OK. He and his wife, Michelle, have two sons, Payton and Seth.

OFFENSIVE COACHES



ANTHONY LYNN

OFFENSIVE COORDINATOR

Born December 21, 1968, McKinney, Texas. Running back Texas Tech 1987-1991. Pro running back Denver Broncos 1993, 1997-99, San Francisco 49ers 1995-96. Pro coach: Denver Broncos 2000-02, Jacksonville Jaguars 2003-04, Dallas Cowboys 2005-06, Cleveland Browns 2007-08, New York Jets 2009-14, joined Buffalo in 2015.



AARON KROMER

OFFENSIVE LINE

Born April 30, 1967, Sandusky, Ohio. Tackle Miami (Ohio) 1986-89. No pro playing experience. College coach: Miami (Ohio) 1990-98, Northwestern 1998-2000. Pro coach: Oakland Raiders 2001-04, Tampa Bay Buccaneers 2005-07, New Orleans Saints 2008-12 (interim head coach first six games 2012), Chicago Bears 2013-14, joined Bills in 2015.



SANJAY LAL

WIDE RECEIVERS

Born July 23, 1969, London, England. Wide receiver UCLA 1989, Washington 1990-93. Pro receiver St. Louis Rams 1998, Scottish Claymores (NFL) 1999. College coach: Los Medanos (Calif.) college 2003, St. Mary's College 2004, California 2005-06. Pro coach: Oakland Raiders 2007-11, New York Jets 2012-14, joined the Bills in 2015.



DAVID LEE

QUARTERBACKS

Born July 2, 1953, Cape Girardeau, Mo. Quarterback Vanderbilt 1971-74. No pro playing experience. College coach: Tennessee-Martin 1975-76, Vanderbilt 1977, Mississippi 1978-1982, 2011, New Mexico 1983, Arkansas 1984-88, 2001-02, 2007, Texas-El Paso 1989-1993 (head coach), Rice 1994-2000. Pro coach: Dallas Cowboys 2003-06, Miami Dolphins 2008-2010, Buffalo Bills 2012, New York Jets 2013-14, joined Buffalo in 2015.



PAT MEYER

OFFENSIVE ASSISTANT

Born April 5, 1972, Youngstown, Ohio. Offensive line Colorado State 1991-94. Pro offensive lineman Arizona Cardinals 1995, St. Louis Stampede (Arena Football League) 1996. College coach: Memphis 1997-99, North Carolina State 2000-06, Florida State 2007, Colorado State 2008-2011. Pro coach: Montreal Alouettes (CFL) 2012., Chicago Bears 2013-14, joined Buffalo in 2015.

BUFFALO BILLS COACHING STAFF

OFFENSIVE COACHES



CHRIS PALMER

ASSISTANT HEAD COACH/OFFENSE

Born September 23, 1949, Brewster, NY. Quarterback Southern Connecticut State 1969-71. No pro playing experience. College coach: Connecticut 1972-74, Lehigh 1975, Colgate 1976-82, University of New Haven 1986-87, Boston University 1988-89. Pro Coach: Montreal Concordes 1983, New Jersey Generals 1984-85, Houston Oilers 1990-92, New England Patriots 1993-96, Jacksonville Jaguars 1997-98, Cleveland Browns 1999-2000, Houston Texans 2002-05, Dallas Cowboys 2006, New York Giants 2007-09, Hartford Colonials 2010, Tennessee Titans 2011-12, San Francisco 49ers 2013-14, joined Buffalo in 2015.



TONY SPARANO

TIGHT ENDS

Born October 22 1986, Colleyville, Texas. Defensive end Albany 2006-08. No pro playing experience. Pro coach: Hartford Colonials (UFL) 2010, Miami Dolphins 2011, Jets 2011-14, joined the Bills in 2015.




JASON VRABLE

ASSISTANT QUARTERBACKS

Born January 23, 1985, South Park, PA. Quarterback Marietta College 2004-06. No pro playing experience. College coach: Marietta 2007, Robert Morris 2008, Syracuse 2009-2010, Charleston 2011-12. Pro coach: Joined Bills in 2013.

COACHING ASSISTANTS



MIKE GIULIANI

COACHING ASSISTANT

Born August 30, 1989, Oceanside, NY. No pro or college playing experience. Pro coach: New York Jets 2013-14, joined the Bills in 2015.



ZAK KROMER

COACHING ASSISTANT

Born May 1, 1994, New Orleans, LA. No pro or college playing experience. Pro coach: Joined Bills in 2016.

DEFENSIVE COACHES



DENNIS THURMAN

DEFENSIVE COORDINATOR

Born April 13, 1956, Los Angeles, Calif. Defensive back Southern California 1974-77. Pro defensive back Dallas Cowboys 1978-1985, St. Louis Cardinals 1986. College coach: Southern California 1993-2000. Pro coach: Phoenix Cardinals 1988-89, Ohio Glory (WLAF) 1992, Baltimore Ravens 2002-07, New York Jets 2009-14, joined the Bills in 2015.



BOBBY APRIL III

LINEBACKERS

Born August 15, 1981, Tucson, Ariz. Attended Louisiana-Lafayette. No college or pro playing experience. College coach: Tulane 2005-06, Portland State 2007-09, Nicholls State 2010. Pro coach: Philadelphia Eagles 2011-12, New York Jets 2013-14, joined Bills in 2015.



JOHN BLAKE

DEFENSIVE LINE

Born March 6, 1961, Rockford Ill. Nose guard Oklahoma 1979-1982. No pro playing experience. College coach: Oklahoma 1985-86, Tulsa 1987-88, Oklahoma 1989-92, 1996-98 (head coach 1996-98), Mississippi State 2003, Nebraska 2004-06, North Carolina 2007-2010. Pro coach: Dallas Cowboys 1993-95, joined Bills in 2016.



D'ANTON LYNN

DEFENSIVE ASSISTANT

Born October 24, 1989, Plano, TX. Defensive back Penn State 2008-11. Pro defensive back New York Jets 2012, Hamilton Tiger-Cats 2013. Pro Coach: Joined Bills in 2015.



TIM MCDONALD

DEFENSIVE BACKS

Born January 6, 1965, Fresno, Calif. Defensive back Southern California 1983-86. Pro defensive back St. Louis/Phoenix Cardinals 1987-1992, San Francisco 49ers 1993-99. College coach: Fresno State 2012. Pro coach: New York Jets 2013-14, Joined the Bills in 2015.



JASON REBROVICH

DEFENSIVE LINE

Born March 15, 1978, Clarence, N.Y. Defensive line Alfred State 1996-97, Cortland 1998-99. No pro playing experience. College coach: Cortland 2001-04, 2008-2010, Ferris State 2005-07, Syracuse 2011-12. Pro coach: Joined the Bills in 2013.

BUFFALO BILLS COACHING STAFF

DEFENSIVE COACHES



ED REED

ASSISTANT DEFENSIVE BACKS

born September 11, 1978, St. Rose, Louisiana. Defensive back Miami 1997-2001. Defensive back Baltimore Ravens 2002- 2012, Houston Texans 2013, New York Jets 2013. Pro coach: Joined Bills in 2016.



ROB RYAN

ASSISTANT HEAD COACH/DEFENSE

Born December 13, 1962, Ardmore, Okla. Defensive end Southwestern Oklahoma State University. No pro playing experience. College coach: Western Kentucky 1987, Ohio State 1988, Tennessee State 1989-93, Hutchinson (Kan.) C.C. 1996, Oklahoma State 1997-99. Pro coach: Arizona Cardinals 1994- 95, New England Patriots 2000-03, Oakland Raiders 2004-08, Cleveland Browns 2009-2010, Dallas Cowboys 2011-12, New Orleans Saints 2013-2015, joined Bills in 2016.



JEFF WEEKS

OUTSIDE LINEBACKERS

Born May 30, 1962, Denver, Colo. Wide receiver Southwest Oklahoma State 1982-84, Northwest Oklahoma State 1985. Pro Wide Receiver Philadelphia Eagles 1986. College coach: Western Kentucky 1987-88, Morehead State 1990-91, Phoenix (Ariz.) C.C. 1996, Oklahoma 1999, Fort Scott (Kan.) C.C. 2001-04, Southeast Oklahoma State 2005, Texas A&M-Kingsville 2006. Pro coach: Oakland Raiders 2008, New York Jets 2009-2014, joined the Bills in 2015.


SPECIAL TEAMS COACHES



DANNY CROSSMAN

SPECIAL TEAMS COORDINATOR

Born January 17, 1967, El Paso, Texas. Defensive back Kansas 1985, Pittsburgh 1987-89. Pro defensive back Washington Redskins 1990, Detroit Lions 1991-92. College coach: U.S. Coast Guard Academy 1993, Western Kentucky 1994-96, Central Florida 1997-98, Georgia Tech 1999-2001, Michigan State 2002. Pro coach: Carolina Panthers 2003-09, Detroit Lions 2010-12, joined Bills in 2013.



ERIC SMITH

SPECIAL TEAMS ASSISTANT

Born March 17, 1983, Columbus, OH. Defensive back Michigan State 2002-05. Pro defensive back New York Jets 2006-12. Pro Coach: New York Jets 2014, joined Buffalo in 2015.

SPECIAL TEAMS COACHES



KATHRYN SMITH

QUALITY CONTROL - SPECIAL TEAMS

Born February 8, 1985, DeWitt, N.Y. Attended St. John's. No college or pro playing experience. Pro experience: New York Jets 2003-2014, joined Bills in 2015, Pro coach: Buffalo Bills 2016.


STRENGTH AND CONDITIONING



ERIC CIANO

HEAD STRENGTH AND CONDITIONING

Born August 8, 1973, Waltham, Mass. Offensive line Springfield (Mass.) College 1993-97. No pro playing experience. College coach: Tennessee 1997-99, Louisiana Tech 2000-02, Tennessee 2002-04, Georgia Tech 2005-09. Pro coach: Joined Bills in 2010.



DAN LIBURD

STRENGTH AND CONDITIONING ASSISTANT


Born August 19, 1984, Rockville Centre, NY. Attended Springfield College. No college or pro playing experience. Pro coach: Joined the Bills in 2009.



MARK LOECHER

STRENGTH AND CONDITIONING ASSISTANT

Born February 21, 1990, Buffalo, NY. Attended Mercyhurst University. No college or pro playing experience. Pro coach: Joined the Bills in 2015.



HAL LUTHER

ASSISTANT STRENGTH AND CONDITIONING

Born March 24, 1974, Dolgeville, N.Y. Quarterback Springfield (Mass.) College 1992-95. No pro playing experience. College coach: Western Michigan 1996, Wisconsin-LaCrosse 1996-97, North Carolina State 1998-2000, Syracuse 2000- 2012. Pro coach: Joined Bills in 2013.



JASON OSZVART

STRENGTH AND CONDITIONING ASSISTANT

Born December 24, 1988, Robinsville, N.J. Attended East Stroudsburg. No college or pro playing experience. Pro coach: New York Jets 2013-14, joined the Bills in 2015.



BUFFALO BILLS 2015 SEASON IN REVIEW

BILLS 2015 RANKINGS

OFFENSE

Category	Total	AFC Rank	NFL Rank
Total Yards/Game	360.9	5th	13th
Points Per Game	23.7	6th	12th
Passing Yards/Game	208.9	15th	28th
Passing Yards/Attempt	7.2	4th	12th
Interceptions	9	T-3rd	T-5th
Rushing Yards/Game	152.0	1st	1st
Rushing Yards/Play	4.8	1st	1st
Times Sacked	42	11th	22nd
1st Downs/Game	18.6	15th	T-28th
3rd Down Efficiency	38%	11th	21st
4th Down Efficiency	44%	9th	24th
Time of Possession	31:18	2nd	7th
Punt Return Average	7.5	12th	23rd
Kick Return Average	18.8	15th	30th
Net Punt Average	41.3	3rd	7th
Field Goal Percentage	85%	T-7th	T-16th

DEFENSE

Category	Total	AFC Rank	NFL Rank
Total Yards/Game	356.4	9th	19th
Points Per Game	22.4	8th	15th
Passing Yards/Game	248.3	9th	19th
Passing Yards/Attempt	6.6	8th	14th
Interceptions	17	T-4th	T-6th
Rushing Yards/Game	108.1	11th	16th
Rushing Yards/Play	4.4	14th	25th
Sacks	21.0	16th	31st
1st Downs/Game	20.1	T-10th	T-19th
3rd Down Efficiency	40%	13th	23rd
4th Down Efficiency	23%	1st	2nd
Time of Possession	28:42	2nd	7th
Punt Return Average	8.8	7th	19th
Kick Return Average	17.2	1st	1st
Net Punt Average	39.8	8th	16th
Field Goal Percentage	81%	7th	T-10th

ADDITIONAL POSTSEASON HONORS

PRO BOWL

LeSean McCoy

PRO BOWL ALTERNATES

Richie Incognito

Eric Wood

Tyrod Taylor

PFWA ALL-ROOKIE TEAM

Ronald Darby

PRO FOOTBALL FOCUS ALL-PRO TEAM

Richie Incognito - 1st Team

PRO FOOTBALL FOCUS DEFENSIVE R.O.Y.

Ronald Darby

BILLS FINISH 8-8 IN 2015

The Bills finished the 2015 season with an 8-8 record, marking the second season in a row that Buffalo had a record of .500 or better.

Buffalo's offense was carried by the rushing game this season as the Bills finished first overall in the league in rushing and rushing average. First year Bills RB LeSean McCoy, RB Karlos Williams and QB Tyrod Taylor all rushed over 500 yards, the first time the franchise has had three 500-yard rushers since 1962. McCoy earned the fourth Pro Bowl selection of his career with his efforts this season. Standout second year receiver Sammy Watkins went over 1,000 yards receiving and added nine touchdowns. Taylor started in 14 games at quarterback and finished the season with a 99.4 passer rating, which is the second highest ever by a Bill.

The Bills defense was led by the standout play of their cornerbacks, Ronald Darby and Stephon Gilmore. Darby finished fifth in the NFL in passes defended and Gilmore tied for seventh. They combined for five interceptions. S Corey Graham led the team in tackles with 122, while DE Mario Williams and DE Jerry Hughes each finished the season with 5.0 sacks.

BILLS FINISH 8-8 IN 2015

CATEGORY	Bills
Record	8-8
Points Scored	379
Points Allowed	359
Touchdowns Scored	45
Touchdowns Allowed	42
Rushing TDs	19
Passing TDs	23
Return TDs	3
Rushing TDs Allowed	10
Passing TDs Allowed	30
Return TDs Allowed	2
Sacked/Yards Lost	42/257
Fumbles/Lost	28/10
Had Intercepted	9
Field Goals Made/Attempted	23/27
Average Yards Per Game	360.9
Opp. Average Yards Per Game	356.4
Average Rushing Yards Per Game	152.0
Opp. Avg. Rushing Yards Per Game	108.1
Average Passing Yards Per Game	208.9
Opp. Avg. Passing Yards Per Game	248.3
Turnover Ratio	+6
Average Time of Possession	31:18
NFL Rank-Total Offense/Run/Pass	13th/1st/28th
NFL Rank-Total Defense/Run/Pass	19th/16th/19th

BUFFALO BILLS

ROSTERS



Alphabetical

Numerical

Depth Chart

Transactions

How the Bills Were Built

By Experience

By Position

BUFFALO BILLS 2016 ALPHABETICAL ROSTER

NO	NAME	POS	HT	WT	DOB	EXP	COLLEGE	HOMETOWN	HOW ACQ.
57	Alexander, Lorenzo	LB	6-1	245	5/31/1983	10	California	Berkeley, Calif.	FA-16
26	Blanton, Robert	S	6-1	200	9/7/1989	5	Notre Dame	Clackamas, Ore.	FA-16
52	Brown, Preston	LB	6-1	251	10/27/1992	3	Louisville	Cincinnati, Ohio	D3-14
38	Brown, Sergio	S	6-2	210	5/22/1988	7	Notre Dame	Maywood, Ill.	FA-16
53	Brown, Zach	LB	6-1	248	10/23/1989	5	North Carolina	Columbia, Md.	FA-16
97	Bryant, Corbin	DT	6-4	300	1/4/1988	4	Northwestern	Chicago, Ill.	FA-12
22	Bush, Reggie	RB	6-0	205	3/2/1985	11	Southern California	Spring Valley, Calif.	FA-16
2	Carpenter, Dan	K	6-2	228	11/25/1985	9	Montana	Helena, Mont.	FA-13
87	Christian, Gerald	TE	6-3	250	8/26/1991	2	Louisville	Palm Beach Gardens, Fla.	FA-16
85	Clay, Charles	TE	6-3	255	2/13/1989	6	Tulsa	Little Rock, Ark.	FA-15
28	Darby, Ronald	CB	5-11	193	1/2/1994	2	Florida State	Oxon Hill, Md.	D2-15
99	Dareus, Marcell	DT	6-3	331	3/13/1990	6	Alabama	Huffman, Ala.	D1-11
91	Douzable, Leger	DE	6-4	284	5/31/1986	7	Central Florida	Tampa, Fla.	FA-16
42	Felton, Jerome	FB	6-0	248	7/3/1986	9	Furman	Duren, Germany	FA-16
35	Gillislee, Mike	RB	5-11	219	11/1/1990	3	Florida	DeLand, Fla.	FA-15
24	Gilmore, Stephon	CB	6-1	190	9/19/1990	5	South Carolina	Rock Hill, S.C.	D1-12
77	Glenn, Cordy	T	6-6	345	9/18/1989	5	Georgia	Riverdale, Ga.	D2-12
88	Goodwin, Marquise	WR	5-9	179	11/19/1990	3	Texas	Garland, Texas	D3-13
20	Graham, Corey	S	6-0	196	7/25/1985	10	New Hampshire	Buffalo, N.Y.	FA-14
72	Groy, Ryan	G	6-5	320	9/30/1990	3	Wisconsin	Middleton, Wis.	FA-15
11	Harvin, Percy	WR	5-11	184	5/28/1988	8	Florida	Chesapeake, VA	FA-16
66	Henderson, Seantrel	T	6-7	331	1/21/1992	3	Miami	St. Paul, Minn.	D7b-14
55	Hughes, Jerry	LB	6-2	254	8/13/1988	7	Texas Christian	Sugar Land, Texas	TR-13 (IND)
50	Humber, Ramon	LB	5-11	232	8/10/1987	8	North Dakota State	Minneapolis, Minn.	FA-16
17	Hunter, Justin	WR	6-4	203	5/20/1991	4	Tennessee	Virginia Beach, Va.	FA-16
64	Incognito, Richie	G	6-3	319	7/5/1983	10	Nebraska	Englewood, N.J.	FA-15
7	Jones, Cardale	QB	6-5	250	9/29/1992	R	Ohio State	Cleveland, Ohio	D4-16
71	Kouandjio, Cyrus	T	6-7	322	7/21/1993	3	Alabama	Hyattsville, Md.	D2-14
90	Lawson, Shaq	LB	6-3	267	6/17/1994	R	Clemson	Central, S.C.	D1-16
67	Lewis, Patrick	C	6-1	311	1/30/1991	4	Texas A&M	Reserve, La.	FA-16
3	Manuel, EJ	QB	6-4	237	3/19/1990	4	Florida State	Virginia Beach, Va.	D1-13
25	McCoy, LeSean	RB	5-11	208	7/12/1988	8	Pittsburgh	Harrisburg, Pa.	TR-15 (PHI)
56	McCray, Lerentee	LB	6-3	249	8/26/1990	4	Florida	Ocala, Fla.	TR-16 (GB)
36	Meeks, Jonathan	S	6-0	209	11/8/1989	3	Clemson	Rock Hill, S.C.	D5-13
76	Miller, John	G	6-2	303	8/12/1993	2	Louisville	Miami, Fla.	D3-15
79	Mills, Jordan	T	6-5	316	12/24/1990	4	Louisiana Tech	Thibodaux, La.	FA-15
84	O'Leary, Nick	TE	6-3	252	8/31/1992	1	Florida State	Palm Beach, Fla.	D6b-15
19	Powell, Walter	WR	6-0	189	11/23/1991	2	Murray State	St. Louis, Mo.	FA-15
39	Roberson, Marcus	CB	6-0	194	10/4/1992	3	Florida	Lauderdale Lakes, Fla.	FA-16
21	Robey-Coleman, Nickell	CB	5-8	165	1/17/1992	4	Southern California	Frostproof, Fla.	UFA-13
65	Sanborn, Garrison	LS	6-1	240	7/31/1985	8	Florida State	Tampa, Fla.	FA-09
6	Schmidt, Colton	P	5-11	224	10/27/1990	3	California-Davis	Bakersfield, Calif.	FA-14
29	Seymour, Kevon	CB	6-0	185	11/30/1993	R	Southern California	Pasadena, Calif.	D6b-16
51	Spikes, Brandon	LB	6-2	255	9/3/1987	6	Florida	Shelby, N.C.	FA-16
15	Tate, Brandon	WR	6-1	195	10/5/1987	8	North Carolina	Burlington, N.C.	FA-16
5	Taylor, Tyrod	QB	6-1	215	8/3/1989	6	Virginia Tech	Hampton, Va.	FA-15
92	Washington, Adolphus	DT	6-4	295	11/24/1992	R	Ohio State	Cincinnati, Ohio	D3-16
30	White, Corey	CB	6-1	210	5/9/1990	5	Samford	Dunwoody, Ga.	FA-16
27	Williams, Duke	S	5-11	201	10/15/1990	4	Nevada	Reno, Nev.	D4-13
31	Williams, Jonathan	RB	6-0	223	2/2/1994	R	Arkansas	Allen, Texas	D5-16
95	Williams, Kyle	DT	6-1	303	6/10/1983	11	LSU	Ruston, La.	D5a-06
10	Woods, Robert	WR	6-0	190	4/10/1992	4	Southern California	Carson, Calif.	D2a-13
94	Worthy, Jerel	DE	6-2	308	4/26/1990	3	Michigan State	Huber Heights, Ohio	FA-15
PRACTICE SQUAD									
49	Albright, Bryson	LB	6-5	225	3/15/1994	R	Miami (OH)	Cincinnati, Ohio	UFA-16
98	Coleman, Deandre	DT	6-5	341	1/27/1991	1	California	Seattle, Wash.	FA-16
16	Eagan, Ed	WR	5-10	193	6/19/1993	R	Northwestern State	New Orleans, La.	FA-16
69	Ferguson, Reid	LS	6-2	244	3/24/1994	R	LSU	Buford, Ga.	FA-16
63	Freeman, Dalton	C	6-5	291	6/18/1990	3	Clemson	Pelion, S.C	FA-16
47	Garner, Manasseh	TE	6-2	229	3/11/1992	1	Pittsburgh	Pittsburgh, PA	FA-16
13	Lewis, Dezmin	WR	6-4	214	12/5/1992	1	Central Arkansas	Mesquite, Texas	D7-15
74	Ola, Michael	T	6-5	312	4/19/1988	3	Hampton	Riverdale, Ga.	FA-16
43	Powell, Joe	DB	6-2	205	2/25/1994	R	Globe	Portsmouth, Va.	FA-16
54	Valles, Max	DE	6-4	250	8/5/1994	1	Virginia	Sicklerville, N.J.	FA-15
RESERVE/PHYSICALLY UNABLE TO PERFORM									
81	Easley, Marcus	WR	6-2	217	11/2/1987	5	Connecticut	Stratford, Conn.	D4-10
RESERVE/NON-FOOTBALL INJURY									
18	Listenbee, Kolby	WR	6-1	183	1/25/1994	R	Texas Christian	Arlington, Texas	D6a-16
RESERVE/INJURED									
33	Anderson, Colt	S	5-10	195	10/25/1985	7	Montana	Butte, Mont.	FA-16
86	Annen, Blake	TE	6-4	247	5/28/1991	2	Cincinnati	Upper Arlington, Ohio	FA-15
31	Dowling, Jonathan	DB	6-3	190	12/8/1991	2	Western Kentucky	Bradenton, Fla.	FA-15
75	Enemkpali, IK	DE	6-1	261	7/3/1991	3	Louisiana Tech	Pflugerville, Texas	W-15 (NYJ)
89	Gragg, Chris	TE	6-3	244	6/30/1990	4	Arkansas	Warren, Ark.	D7-13
59	Ragland, Reggie	LB	6-2	252	9/23/1993	R	Alabama	Madison, Ala.	D2-16
43	Thomas, Phillip	S	6-0	223	3/1/1989	3	Fresno State	Bakersfield, Calif.	FA-15
14	Watkins, Sammy	WR	6-1	211	6/14/1993	3	Clemson	Fort Myers, Fla.	D1-14
23	Williams, Aaron	S	6-0	199	4/23/1990	6	Texas	Round Rock, Texas	D2-11
70	Wood, Eric	C	6-4	310	3/18/1986	8	Louisville	Cincinnati, Ohio	D1b-09
PRACTICE SQUAD/INJURED									
41	Parms, Damian	S	6-2	209	10/28/1992	1	Florida Atlantic	Miami, Fla.	FA-16
RESERVE/DID NOT REPORT									
	Archer, Dri	RB	5-8	173	8/9/1991	3	Kent State	Laurel, Fla.	W-15 (NYJ)

BUFFALO BILLS 2016 NUMERICAL ROSTER

NO	NAME	POS	HT	WT	AGE	EXP	COLLEGE	HOMETOWN	HOW ACQ.
2	Dan Carpenter	K	6-2	228	30	9	Montana	Helena, Mont.	FA-13
3	E.J Manuel	QB	6-4	237	26	4	Florida State	Virginia Beach, Va.	D1-13
5	Tyrod Taylor	QB	6-1	215	27	6	Virginia Tech	Hampton, Va.	FA-15
6	Colton Schmidt	P	5-11	224	25	3	California-Davis	Bakersfield, Calif.	FA-14
7	Cardale Jones	QB	6-5	250	23	R	Ohio State	Cleveland, Ohio	D4-16
10	Robert Woods	WR	6-0	190	24	4	Southern California	Carson, Calif.	D2a-13
11	Percy Harvin	WR	5-11	184	28	8	Florida	Chesapeake, VA	FA-16
15	Brandon Tate	WR	6-1	195	28	8	North Carolina	Burlington, N.C.	FA-16
17	Justin Hunter	WR	6-4	203	25	4	Tennessee	Virginia Beach, Va.	FA-16
19	Walter Powell	WR	6-0	189	24	2	Murray State	St. Louis, Mo.	FA-15
20	Corey Graham	S	6-0	196	31	10	New Hampshire	Buffalo, N.Y.	FA-14
21	Nickell Robey-Coleman	CB	5-8	165	24	4	Southern California	Frostproof, Fla.	UFA-13
22	Reggie Bush	RB	6-0	205	31	11	Southern California	Spring Valley, Calif.	FA-16
24	Stephon Gilmore	CB	6-1	190	26	5	South Carolina	Rock Hill, S.C.	D1-12
25	LeSean McCoy	RB	5-11	208	28	8	Pittsburgh	Harrisburg, Pa.	TR-15 (PHI)
26	Robert Blanton	S	6-1	200	27	5	Notre Dame	Clackamas, Ore.	FA-16
27	Duke Williams	S	5-11	201	25	4	Nevada	Reno, Nev.	D4-13
28	Ronald Darby	CB	5-11	193	22	2	Florida State	Oxon Hill, Md.	D2-15
29	Kevon Seymour	CB	6-0	185	22	R	Southern California	Pasadena, Calif.	D6b-16
30	Corey White	CB	6-1	210	26	5	Samford	Dunwoody, Ga.	FA-16
31	Jonathan Williams	RB	6-0	223	22	R	Arkansas	Allen, Texas	D5-16
35	Mike Gillislee	RB	5-11	219	25	3	Florida	DeLand, Fla.	FA-15
36	Jonathan Meeks	S	6-0	209	26	4	Clemson	Rock Hill, S.C.	D5-13
38	Sergio Brown	S	6-2	210	28	7	Notre Dame	Maywood, Ill.	FA-16
39	Marcus Roberson	CB	6-0	194	23	3	Florida	Lauderdale Lakes, Fla.	FA-16
42	Jerome Felton	FB	6-0	248	30	9	Furman	Duren, Germany	FA-16
50	Ramon Humber	LB	5-11	232	29	8	North Dakota State	Minneapolis, Minn.	FA-16
51	Brandon Spikes	LB	6-2	255	29	6	Florida	Shelby, N.C.	FA-16
52	Preston Brown	LB	6-1	251	23	3	Louisville	Cincinnati, Ohio	D3-14
53	Zach Brown	LB	6-1	248	26	5	North Carolina	Columbia, Md.	FA-16
55	Jerry Hughes	LB	6-2	254	28	7	Texas Christian	Sugar Land, Texas	TR-13 (IND)
56	Lerentee McCray	LB	6-3	249	26	4	Florida	Ocala, Fla.	TR-16 (GB)
57	Lorenzo Alexander	LB	6-1	245	33	10	California	Berkeley, Calif.	FA-16
64	Richie Incognito	G	6-3	319	33	10	Nebraska	Englewood, N.J.	FA-15
65	Garrison Sanborn	LS	6-1	240	31	8	Florida State	Tampa, Fla.	FA-09
66	Seantrel Henderson	T	6-7	331	24	3	Miami	St. Paul, Minn.	D7b-14
67	Patrick Lewis	C	6-1	311	25	4	Texas A&M	Reserve, La.	FA-16
71	Cyrus Kouandjio	T	6-7	322	23	3	Alabama	Hyattsville, Md.	D2-14
72	Ryan Groy	G	6-5	320	25	3	Wisconsin	Middleton, Wis.	FA-15
76	John Miller	G	6-2	303	23	2	Louisville	Miami, Fla.	D3-15
77	Cordy Glenn	T	6-6	345	27	5	Georgia	Riverdale, Ga.	D2-12
79	Jordan Mills	T	6-5	316	25	4	Louisiana Tech	Thibodaux, La.	FA-15
84	Nick O'Leary	TE	6-3	252	24	1	Florida State	Palm Beach, Fla.	D6b-15
85	Charles Clay	TE	6-3	255	27	6	Tulsa	Little Rock, Ark.	FA-15
87	Gerald Christian	TE	6-3	250	25	2	Louisville	Palm Beach Gardens, Fla.	FA-16
88	Marquise Goodwin	WR	5-9	179	25	4	Texas	Garland, Texas	D3-13
90	Shaq Lawson	LB	6-3	267	22	R	Clemson	Central, S.C.	D1-16
91	Leger Douzable	DE	6-4	284	30	7	Central Florida	Tampa, Fla.	FA-16
92	Adolphus Washington	DT	6-4	295	22	R	Ohio State	Cincinnati, Ohio	D3-16
94	Jerel Worthy	DE	6-2	308	26	3	Michigan State	Huber Heights, Ohio	FA-15
95	Kyle Williams	DT	6-1	303	33	11	LSU	Ruston, La.	D5a-06
97	Corbin Bryant	DT	6-4	300	28	4	Northwestern	Chicago, Ill.	FA-12
99	Marcell Dareus	DT	6-3	331	26	6	Alabama	Huffman, Ala.	D1-11
PRACTICE SQUAD									
13	Dezmin Lewis	WR	6-4	214	23	1	Central Arkansas	Mesquite, Texas	D7-15
16	Ed Eagan	WR	5-10	193	23	R	Northwestern State	New Orleans, La.	FA-16
43	Joe Powell	DB	6-2	205	22	R	Globe	Portsmouth, Va.	FA-16
47	Manasseh Garner	TE	6-2	229	24	1	Pittsburgh	Pittsburgh, PA	FA-16
49	Bryson Albright	LB	6-5	225	22	R	Miami (OH)	Cincinnati, Ohio	UFA-16
54	Max Valles	DE	6-4	250	22	1	Virginia	Sicklerville, N.J.	FA-15
63	Dalton Freeman	C	6-5	291	26	3	Clemson	Pelion, S.C.	FA-16
69	Reid Ferguson	LS	6-2	244	22	R	LSU	Buford, Ga.	FA-16
74	Michael Ola	T	6-5	312	28	3	Hampton	Riverdale, Ga.	FA-16
98	Deandre Coleman	DT	6-5	341	25	1	California	Seattle, Wash.	FA-16
RESERVE/PHYSICALLY UNABLE TO PERFORM									
81	Marcus Easley	WR	6-2	217	28	6	Connecticut	Stratford, Conn.	D4-10
RESERVE/NON-FOOTBALL INJURY									
18	Kolby Listenbee	WR	6-1	183	22	R	Texas Christian	Arlington, Texas	D6a-16
RESERVE/INJURED									
14	Sammy Watkins	WR	6-1	211	23	3	Clemson	Fort Myers, Fla.	D1-14
23	Aaron Williams	S	6-0	199	26	6	Texas	Round Rock, Texas	D2-11
31	Jonathan Dowling	DB	6-3	190	24	2	Western Kentucky	Bradenton, Fla.	FA-15
33	Colt Anderson	S	5-10	195	30	7	Montana	Butte, Mont.	FA-16
43	Phillip Thomas	S	6-0	223	27	3	Fresno State	Bakersfield, Calif.	FA-15
59	Reggie Ragland	LB	6-2	252	22	R	Alabama	Madison, Ala.	D2-16
70	Eric Wood	C	6-4	310	30	8	Louisville	Cincinnati, Ohio	D1b-09
75	IK Enemkpali	DE	6-1	261	25	3	Louisiana Tech	Pflugerville, Texas	W-15 (NYJ)
86	Blake Annen	TE	6-4	247	25	3	Cincinnati	Upper Arlington, Ohio	FA-15
89	Chris Gragg	TE	6-3	244	26	4	Arkansas	Warren, Ark.	D7-13
PRACTICE SQUAD/INJURED LIST									
41	Damian Parms	S	6-2	209	23	1	Florida Atlantic	Miami, Fla.	FA-16
RESERVE/DID NOT REPORT									
	Dri Archer	RB	5-8	173	25	3	Kent State	Laurel, Fla.	W-16 (NYJ)

BUFFALO BILLS UNOFFICIAL 2016 DEPTH CHART

OFFENSE

WR	88 Marquise Goodwin	19 Walter Powell	17 Justin Hunter
LT	77 Cordy Glenn	71 Cyrus Kouandjio	
LG	64 Richie Incognito		
C	72 Ryan Groy/67 Patrick Lewis		
RG	76 John Miller		
RT	79 Jordan Mills	66 Seantrel Henderson	
TE	85 Charles Clay	84 Nick O'Leary	87 Gerald Christian
QB	5 Tyrod Taylor	3 EJ Manuel	<u>7 Cardale Jones</u>
FB	42 Jerome Felton		
RB	25 LeSean McCoy	35 Mike Gillislee	22 Reggie Bush
WR	10 Robert Woods	15 Brandon Tate	11 Percy Harvin
			<u>31 Jonathan Williams</u>

DEFENSE

DT	95 Kyle Williams	91 Leger Douzable	
NT	99 Marcell Dareus	94 Jerel Worthy	
DE	97 Corbin Bryant	<u>92 Adolphus Washington</u>	
OLB	55 Jerry Hughes	56 Lerentee McCray	
WILL	53 Zach Brown	50 Ramon Humber	
MIKE	52 Preston Brown	51 Brandon Spikes	
OLB	57 Lorenzo Alexander	<u>90 Shaq Lawson</u>	
CB	28 Ronald Darby	21 Nickell Robey-Coleman	30 Corey White
S	26 Robert Blanton	27 Duke Williams	38 Sergio Brown
S	20 Corey Graham	36 Jonathan Meeks	
CB	24 Stephon Gilmore	<u>29 Kevon Seymour</u>	39 Marcus Roberson

SPECIALISTS

K	2 Dan Carpenter		
KO	2 Dan Carpenter		
P	6 Colton Schmidt		
KOR	15 Brandon Tate	22 Reggie Bush	19 Walter Powell
PR	15 Brandon Tate	22 Reggie Bush	19 Walter Powell
LS	65 Garrison Sanborn		
H	6 Colton Schmidt		

ROOKIES UNDERLINED
EXEMPT IN ITALICS

2016 TRANSACTIONS

January 4	Signed CB Mario Butler , RB Mike Gillislee , WR Greg Salas and P Colton Schmidt to contract extensions. Signed TE Blake Annen , DB Jonathan Dowling , TE Jacob Maxwell , C Ronald Patrick , DE Cedric Reed , G Cyril Richardson and S Phillip Thomas to reserve/future contract.
January 10	Rob Ryan named assistant head coach/defense
January 12	Signed WR Jarrett Boykin and WR Greg Little to reserve/future contract.
January 13	Ed Reed named assistant defensive backs coach
January 20	Signed RB James Wilder Jr. to a reserve/future contract. Kathryn Smith named quality control-special teams coach.
February 3	Signed CB Javier Arenas to a reserve/future contract.
March 1	Designated T Cordy Glenn as franchise player. Released RB Boobie Dixon , G Kraig Urbik and DE Mario Williams .
March 4	Released CB Leodis McKelvin .
March 7	Tendered offers to Restricted Free Agents DT Corbin Bryant , WR Chris Hogan and T Jordan Mills
March 8	Re-signed G Richie Incognito
March 16	Signed TE Jim Dray
March 18	Signed S Robert Blanton
March 30	Signed T Jordan Mills
April 4	Signed LB Zach Brown , WR Leonard Hankerson and CB Corey White
April 5	Signed CB Sterling Moore
April 6	LB AJ Tarpley announced retirement
April 7	Signed C Fernando Velasco
April 11	Signed LB Lorenzo Alexander and S Colt Anderson
April 15	Released T Tyson Chandler
April 18	Signed DT Corbin Bryant . Released DB Cam Thomas
April 19	Released LB Tony Stewart .
April 28	Drafted DE Shaq Lawson
April 29	Drafted LB Reggie Ragland and DT Adolphus Washington . Released TE Jacob Maxwell and LB A.J. Tarpley
April 30	Drafted QB Cardale Jones , RB Jonathan Williams , WR Kolby Listenbee and CB Kevon Seymour .
May 2	Signed LB Bryson Albright , WR Davonte Allen , WR Gary Chambers , LS Reid Ferguson , FB Glenn Gronkowski , C Robert Kugler , G Jamison Lalk , DE Claudell Louis , T Marquis Lucas , T Keith Lumpkin , K Marshall Morgan , LB Eric Striker , CB Julian Whigham , DT Justin Zimmer . Released CB Bud Noel , C Ronald Patrick and LB Jarius Wynn .
May 10	Claimed RB Dri Archer
May 11	Signed CB Kevon Seymour .
May 12	Signed WR Kolby Listenbee
May 13	Signed RB Jonathan Williams
May 17	Signed DT Adolphus Washington
May 18	Placed RB Dri Archer on the Reserve/Did Not Report List
May 24	Signed LB Reggie Ragland
May 31	Signed LB Jamarl Lattimore
June 6	Signed DE Shaq Lawson
June 7	Signed QB Cardale Jones
June 9	Signed RB Dan Herron . Released CB Julian Whigham .
June 14	Signed DE Leger Douzable and T Chris Martin . Released DE Claudell Louis and T Keith Lumpkin .
June 17	Signed T Justin Renfrow . Designated S Phillip Thomas as Waived/Injured.
July 29	Placed LB Manny Lawson and WR Kolby Listenbee on the Active/Non-Football Injury list. Placed WR Marcus Easley , DE Shaq Lawson , WR Sammy Watkins and DT Kyle Williams on the Active/Physically Unable to Perform list. Placed DT Marcell Dareus , DB Jonathan Dowling , T Seantrel Henderson and RB Karlos Williams on the Active/Non-Football Illness list.
July 30	Signed DT Casey Walker . Waived DE Cedric Reed .
August 1	DB Jonathan Dowling is moved to the active roster. Signed RB Reggie Bush and WR Kain Colter . Released WR Davonte Allen and K Marshall Morgan .
August 7	Signed LB David Hawthorne , LB Brandon Spikes and TE Jimmy Mundine . Released WR Gary Chambers and CB Javier Arenas . Designated LB Kevin Reddick as Waived/I
August 8	DT Marcell Dareus , WR Sammy Watkins and DT Kyle Williams are moved to the active roster.
August 15	RB Karlos Williams is moved to the active roster. Signed LB Kroy Biermann , DT Brandon Deaderick and DT Alameda Ta'amu . Waived/Injured LB IK Enemkpali . Released DT T.J. Barnes and WR Leonard Hankerson .
August 16	LB Manny Lawson is moved to the active roster.
August 20	Waived RB Karlos Williams .
August 22	T Seantrel Henderson is moved to the active roster.
August 28	Signed QB Austin Trainor .
August 30	Traded for LB Larentee McCray from the Green Bay Packers in return for an undisclosed 2018 draft pick. Released LB David Hawthorne , LS Reid Ferguson , C Robert Kugler , WR Greg Little , TE Jimmy Mundine , LB Eric Striker , DT Alameda Ta'amu , CB Austin Trainor , DT Justin Zimmer .
August 31	Designated CB Jonathan Dowling , TE Chris Gragg and T Justin Renfrow as Waived/Injured. Designated WR Marcus Easley and LB Shaq Lawson as Reserve/Physically Unable to Perform. Designated WR Kolby Listenbee as Reserve/Non-Football Injury. Designated LB Reggie Ragland as Reserve/Injured
September 2	Signed LB Ramon Humber . Waived K Jordan Gay . Claimed C Patrick Lewis off waivers from Seattle. Released G Jamison Lalk . Released LB Kroy Biermann , WR Jarrett Boykin , CB Mario Butler , WR Kain Colter , DL Brandon Deaderick , DL Lavar Edwards , FB Jerome Felton , RB Boom Herron , LB Manny Lawson , WR Dez Lewis , T Chris Martin , CB Sterling Moore , G Cyril Richardson , CB Sammy Seamster , LB Max Valles , C Fernando Velasco , DL Casey Walker Placed TE Blake Annen , LB Randell Johnson , T Marquis Lucas and RB James Wilder Jr. on Injured Reserve.
September 4	Claimed FB/TE Dan Vitale off of waivers. Released LB Jamarl Lattimore . Signed WR Dezmin Lewis and K Jordan Gay to practice squad.
September 5	Signed CB Doran Grant , WR Matt Hazel , G Gabe Ikard and LB Max Valles to the practice squad. Released FB/TE Dan Vitale due to failed physical.
September 6	Signed WR Brandon Tate to the active roster. LB Carlos Fields , CB Damian Parms and CB Marcus Roberson added to the practice squad.
September 9	Signed K Jordan Gay to the active roster. Placed T Seantrel Henderson on the Reserve/Suspended list.
September 12	Signed FB Jerome Felton . Released FB Glenn Gronkowski .
September 13	Signed T Chris Martin to the practice squad. Released CB Doran Grant from practice squad.
September 15	Promoted G Gabe Ikard to the active roster from the practice squad. Released LB Bryson Albright .
September 16	Signed LB Bryson Albright to the practice squad.
September 19	Signed T William Poehls to the practice squad. Released T Chris Martin from practice squad.
September 27	Signed WR Ed Eagan and G Terran Vaughn to the practice squad. Released Jordan Gay . Released LB Carlos Fields and DB Damian Parms from the practice squad. Released RB James Wilder from Injured Reserve with an injury settlement.
September 28	Signed T Michael Oia from the Giants practice squad.
September 30	Placed WR Sammy Watkins on the reserve/injured list. Claimed WR Justin Hunter off waivers from Miami.
October 3	Placed DT Marcell Dareus and T Seantrel Henderson on Exempt list
October 4	Released TE Jim Dray and promoted TE Gerald Christian to the active roster. Signed WR Corey Washington to practice squad.
October 5	Signed TE Manasseh Garner to practice squad
October 7	Activated DT Marcell Dareus and placed WR Greg Salas on Reserve/Injured list. Released OL Terran Vaughn from the practice squad.
October 10	Activated T Seantrel Henderson and placed S Colt Anderson on Reserve/Injured list.
October 11	Signed K Marshall Morgan to the practice squad
October 21	Activated LB Shaq Lawson from PUP to active roster. Signed TE Manasseh Garner from practice squad to active roster. Released TE Gerald Christian and G Gabe Ikard .
October 25	Promoted WR Ed Eagan to the active roster. Released T Michael Oia . Signed TE Gerald Christian , WR Mose Frazier and S Joe Powell to the practice squad. Released WR Corey Washington from practice squad.
October 27	Signed T Michael Oia to the practice squad. Released T William Poehls from practice squad.
October 28	Released TE Manasseh Garner and WR Ed Eagan . Promoted TE Gerald Christian from the practice squad.
October 29	Promoted CB Marcus Roberson from the practice squad.
October 31	Signed WR Ed Eagan and TE Manasseh Garner to the practice squad.
November 1	Signed WR Percy Harvin and placed S Aaron Williams on the reserve/injured list.
November 3	Signed S Sergio Brown . Signed LS Reid Ferguson to the practice squad. Released CB Marcus Roberson . Released K Marshall Morgan from the practice squad.
November 4	Signed CB Marcus Roberson to the practice squad. Released WR Mose Frazier from the practice squad. Released WR Greg Salas from Injured Reserve.
November 14	Placed C Eric Wood on Injured Reserve. Promoted CB Marcus Roberson to the active roster and signed C Dalton Freeman to the practice squad.

HOW THE BILLS WERE BUILT

YEAR	DRAFTEES	VETERAN FREE AGENTS	TRADES	FREE AGENTS
2006	Kyle Williams (5)			
2009				Garrison Sanborn (UFA)
2011	Marcell Dareus (1)			
2012	Stephon Gilmore (1) Cordy Glenn (2)	Corbin Bryant (Steelers)		
2013	EJ Manuel (1) Robert Woods (2) Marquise Goodwin (3) Duke Williams (4) Jonathan Meeks (5)	Dan Carpenter (Miami)	Jerry Hughes (Indianapolis)	Nickell Robey-Coleman (UFA)
2014	Cyrus Kouandjio (2) Preston Brown (3) Seantrel Henderson (7)	Corey Graham (Baltimore) Colton Schmidt (San Francisco)		
2015	Ronald Darby (2) John Miller (3) Nick O'Leary (6)	Charles Clay (Miami) Jerome Felton (Minnesota) Mike Gillislee (Arizona) Ryan Groy (Tampa Bay) Richie Incognito (Miami) Jordan Mills (Detroit) Walter Powell (NY Jets) Tyrod Taylor (Baltimore) Jerel Worthy (Green Bay)	LeSean McCoy (from Philadelphia)	
2016	Shaq Lawson (1) Adolphus Washington (3) Cardale Jones (4) Jonathan Williams (5) Kevon Seymour (6)	Lorenzo Alexander (Oakland) Robert Blanton (Minnesota) Sergio Brown (Atlanta) Zach Brown (Tennessee) Reggie Bush (Detroit) Gerald Christian (Arizona) Leger Douzable (NY Jets) Percy Harvin (Retired) Justin Hunter (Miami) Ramon Humber (New England) Patrick Lewis (Seattle) Marcus Roberson (Los Angeles) Brandon Spikes (New England) Brandon Tate (Cincinnati) Corey White (Arizona)	Lerentee McCray (from Green Bay)	

(ufa) indicates undrafted rookie free agent

(team) denotes team last played with

BY EXPERIENCE

11 YEARS (2)

Reggie Bush
Kyle Williams

10 YEARS (3)

Lorenzo Alexander
Corey Graham
Richie Incognito

9 YEARS (2)

Dan Carpenter
Jerome Felton

8 YEARS (5)

Percy Harvin
Ramon Humber
LeSean McCoy
Garrison Sanborn
Brandon Tate

7 YEARS (3)

Sergio Brown
Leger Douzable
Jerry Hughes

6 YEARS (4)

Charles Clay
Marcell Dareus
Brandon Spikes
Tyrod Taylor

5 YEARS (6)

Robert Blanton
Zach Brown
Stephon Gilmore
Cordy Glenn
Corey White

4 YEARS (8)

Corbin Bryant
Patrick Lewis
EJ Manuel
Lerentee McCray
Jordan Mills
Nickell Robey-Coleman
Duke Williams
Robert Woods

3 YEARS (10)

Preston Brown
Mike Gillislee
Marquise Goodwin
Ryan Groy
Seantrel Henderson
Cyrus Kouandjio
Jonathan Meeks
Marcus Roberson
Colton Schmidt
Jerel Worthy

2 YEARS (3)

Ronald Darby
John Miller
Walter Powell

1 YEAR (2)

Gerald Christian
Nick O'Leary

ROOKIE (5)

Shaq Lawson
Cardale Jones
Kevon Seymour
Adolphus Washington
Jonathan Williams

BUFFALO BILLS PRONOUNCIATION

Dareus, Marcell	DAR-e-us (like 'jar')
Douzable, Leger	Leh-je' DOO-zah-bull
Gillislee, Mike	gil-is-LEE
Gilmore, Stephon	steph-AHN
Goodwin, Marquise	Mar-keese
Henderson, Seantrel	SHAWN-trel
Kouandjio, Cyrus	KWAN-jo
McCray, Lerentee	Luh-RENT-tay
Seymour, Kevon	KEY-von
Worthy, Jerel	juh-RELL



2016 BUFFALO BILLS ROSTER BY POSITION HEAD COACH REX RYAN



Offense: 25

Coordinator: Anthony Lynn

Assistant HC/Offense: Chris Palmer

QUARTERBACKS (3)

Coach: David Lee

Assistant: Jason Vrable

No	Name	Pos	HT	WT	Exp	College
3	EJ Manuel	QB	6'4	237	4	Florida State
5	Tyrod Taylor	QB	6'1	215	6	Virginia Tech
7	Cardale Jones	QB	6'5	250	R	Ohio State

RUNNING BACKS (5)

Coach: Anthony Lynn

No	Name	Pos	HT	WT	Exp	College
22	Reggie Bush	RB	6'0	205	11	Southern California
25	LeSean McCoy	RB	5'11	208	8	Pittsburgh
31	Jonathan Williams	RB	6'0	223	R	Arkansas
35	Mike Gillislee	RB	5'11	219	3	Florida
42	Jerome Felton	FB	6'0	248	9	Furman

WIDE RECEIVERS (6)

Coach: Sanjay Lal

No	Name	Pos	HT	WT	Exp	College
10	Robert Woods	WR	6'0	190	4	Southern California
11	Percy Harvin	WR	5'11	184	8	Florida
15	Brandon Tate	WR	6'1	195	8	North Carolina
17	Justin Hunter	WR	6'4	203	4	Tennessee
19	Walter Powell	WR	6'0	189	2	Murray State
88	Marquise Goodwin	WR	5'9	179	4	Texas

TIGHT ENDS (3)

Coach: Tony Sparano

No	Name	Pos	HT	WT	Exp	College
84	Nick O'Leary	TE	6'3	252	1	Florida State
85	Charles Clay	TE	6'3	255	6	Tulsa
87	Gerald Christian	TE	6'3	250	1	Louisville

OFFENSIVE LINE (8)

Coach: Aaron Kromer

Assistant: Pay Meyer

No	Name	Pos	HT	WT	Exp	College
64	Richie Incognito	G	6'3	319	10	Nebraska
66	Seantrel Henderson	T	6'7	331	3	Miami
67	Patrick Lewis	C	6'1	311	4	Texas A&M
71	Cyrus Kouandjio	T	6'7	332	3	Alabama
72	Ryan Groy	G	6'5	320	3	Wisconsin
76	John Miller	G	6'2	312	2	Louisville
77	Cordy Glenn	T	6'6	345	5	Georgia
79	Jordan Mills	T	6'5	316	4	Louisiana Tech

Defense: 25

Coordinator: Dennis Thurman

Assistant HC/Defense: Rob Ryan

Assistant: D'Anton Lynn

Assistant: Mike Giuliani

DEFENSIVE LINE (6)

Coach: John Blake

Coach: Jason Rebrovich

No	Name	Pos	HT	WT	Exp	College
91	Leger Douzable	DE	6'4	284	7	Central Florida
92	Adolphus Washington	DT	6'4	295	R	Ohio State
94	Jerel Worthy	DE	6'2	308	3	Michigan State
95	Kyle Williams	DT	6'1	303	11	LSU
97	Corbin Bryant	DT	6'4	300	4	Northwestern
99	Marcell Dareus	DT	6'3	331	6	Alabama

LINEBACKERS (8)

Coach: Bobby April III

Coach: Jeff Weeks (Outside)

No	Name	Pos	HT	WT	Exp	College
50	Ramon Humber	LB	5'11	235	8	North Dakota State
51	Brandon Spikes	LB	6'2	255	6	Florida
52	Preston Brown	LB	6'1	251	3	Louisville
53	Zach Brown	LB	6'1	248	5	North Carolina
55	Jerry Hughes	LB	6'2	254	7	Texas Christian
56	Lerentee McCray	LB	6'3	249	4	Florida
57	Lorenzo Alexander	LB	6'1	245	10	California
90	Shaq Lawson	LB	6'3	267	R	Clemson

DEFENSIVE BACKS (11)

Coach: Tim McDonald

Assistant: Ed Reed

No	Name	Pos	HT	WT	Exp	College
20	Corey Graham	S	6'0	196	10	New Hampshire
21	Nickell Robey-Coleman	CB	5'8	165	4	Southern California
24	Stephon Gilmore	CB	6'1	190	5	South Carolina
26	Robert Blanton	S	6'1	200	5	Notre Dame
27	Duke Williams	S	5'11	201	4	Nevada
28	Ronald Darby	CB	5'11	195	2	Florida State
29	Kevon Seymour	CB	6'0	185	R	Southern California
30	Corey White	CB	6'1	210	5	Samford
36	Jonathan Meeks	S	6'0	209	4	Clemson
38	Sergio Brown	S	6'2	210	7	Notre Dame
39	Marcus Roberson	CB	6'0	191	3	Florida

SPECIAL TEAMS (3)


Coordinator: Danny Crossman

Assistants: Eric Smith, Kathryn Smith

No	Name	Pos	HT	WT	Exp	College
2	Dan Carpenter	K	6'2	228	9	Montana
6	Colton Schmidt	P	5'11	224	3	California-Davis
65	Garrison Sanborn	LS	6'1	240	8	Florida State

COACHING STAFF

Head Coach: Rex Ryan
 Assistant Head Coach/Defense: Rob Ryan
 Assistant Head Coach/Offense: Chris Palmer
 Coordinators: Danny Crossman (Special Teams), Anthony Lynn (Offense), Dennis Thurman (Defense)
 Assistants: Bobby April III (Linebackers), John Blake (Defensive Line), Eric Ciano (Head Strength and Conditioning), Mike Giuliani (Coaching Assistant), Aaron Kromer (Offensive Line), Zak Kromer (Coaching Assistant), Sanjay Lal (Wide Receivers), David Lee (Quarterbacks), Dan Liburd (Strength and Conditioning Assistant), Mark Loecher (Strength and Conditioning Assistant), Hal Luther (Assistant Strength and Conditioning), D'Anton Lynn (Defensive Assistant), Tim McDonald (Defensive Backs), Pat Meyer (Offensive Assistant), Jason Oszvar (Strength and Conditioning Assistant), Jason Rebrovich (Defensive Line), Ed Reed (Assistant Defensive Backs), Deuce Schwartz (Coaching Assistant), Eric Smith (Special Teams Assistant), Kathryn Smith (Quality Control-Special Teams), Doug Socha (Coaching Assistant), Tony Sparano (Tight Ends), Jason Vrable (Assistant Quarterbacks), Jeff Weeks (Outside Linebackers)



HERD OF STATS

REGULAR SEASON GAME #10

**Buffalo Bills at Cincinnati Bengals
Sunday, November 20, 2016**

2016 BUFFALO BILLS GAME-BY-GAME STARTERS

OFFENSE

OPP	WR	WR	LT	LG	C	RG	RT	TE	TE-WR-FB	RB	QB
at BAL	Watkins	Woods	Glenn	Incognito	Wood	Miller	Mills	Clay	Dray	McCoy	Taylor
vs NYJ	Watkins	Woods	Kouandjio	Incognito	Wood	Miller	Mills	Clay	Salas	McCoy	Taylor
vs ARZ	Goodwin	Woods	Kouandjio	Incognito	Wood	Miller	Mills	Clay	O'Leary	McCoy	Taylor
at NE	Goodwin	Woods	Glenn	Incognito	Wood	Miller	Mills	Clay	O'Leary	McCoy	Taylor
at LA	Goodwin	Woods	Glenn	Incognito	Wood	Miller	Mills	Clay	Felton	McCoy	Taylor
vs SF	Goodwin	Woods	Glenn	Incognito	Wood	Miller	Mills	Clay	Hunter	McCoy	Taylor
at MIA	Goodwin	Hunter	Glenn	Incognito	Wood	Miller	Mills	Clay	Powell	McCoy	Taylor
vs NE	Hunter	Tate	Glenn	Incognito	Wood	Miller	Mills	Clay	Powell	Gillislee	Taylor
at SEA	Goodwin	Hunter	Glenn	Incognito	Wood	Miller	Mills	Clay	Felton	McCoy	Taylor

DEFENSE

OPP	DT	NT	DE/CB/DB	OLB	WILL	MIKE	OLB	CB	S	S	CB
at BAL	K. Williams	Bryant	Washington	Hughes	Z. Brown	P. Brown	Alexander	Darby	D. Williams	Graham	Gilmore
vs NYJ	K. Williams	Bryant	Washington	Hughes	Z. Brown	P. Brown	Alexander	Darby	D. Williams	Graham	Gilmore
vs ARZ	K. Williams	Bryant	Washington	Hughes	Z. Brown	P. Brown	Alexander	C. White	A. Williams	Graham	Gilmore
at NE	K. Williams	Bryant	Washington	Hughes	Z. Brown	P. Brown	Alexander	Darby	A. Williams	Graham	Gilmore
at LA	K. Williams	Bryant	Washington	Hughes	Z. Brown	P. Brown	Alexander	Darby	A. Williams	Graham	Gilmore
vs SF	K. Williams	Douzable	Robey-Coleman	Hughes	Z. Brown	P. Brown	Alexander	Darby	A. Williams	Graham	Gilmore
at MIA	K. Williams	Bryant	Washington	Hughes	Z. Brown	P. Brown	Alexander	Darby	A. Williams	Graham	Gilmore
vs NE	K. Williams	Douzable	Robey-Coleman	Hughes	Z. Brown	P. Brown	Alexander	Darby	A. Williams	Graham	Gilmore
at SEA	K. Williams	Douzable	Seymour	Hughes	Z. Brown	P. Brown	Alexander	Darby	R. Blanton	Graham	Gilmore
									R. Blanton	Graham	Gilmore

2016 OFFENSIVE HIGHS & LOWS

BEST		WORST
45 vs SF 10/16	POINTS	7 at BAL 9/11
30 at SEA 11/7	FIRST DOWNS	11 at BAL 9/11
16 vs SF 10/16	RUSHING FIRST DOWNS	4 at MIA 10/23
16 at SEA 11/7	PASSING FIRST DOWNS	5 at BAL 9/11, vs ARZ 9/25
71% at SEA 11/7	THIRD DOWN EFFICIENCY	23% at BAL 9/11, at MIA 10/23
491 vs SF 10/16	TOTAL NET YARDS	160 at BAL 9/11
7.9 vs NYJ 9/15	AVERAGE PER PLAY	3.3 at BAL 9/11
312 vs SF 10/16	NET YARDS RUSHING	65 at BAL 9/11
307 vs NYJ 9/15	NET YARDS PASSING	88 vs ARZ 9/25
0 vs NYJ 9/15	QB SACKS	5 at SEA 11/7
307 vs NYJ 9/15	GROSS YARDS PASSING	111 at BAL 9/11
39 at NE 10/2, at SEA 11/7	PASS ATTEMPTS	22 at BAL 9/11
27 at NE 10/2, at SEA 11/7	PASS COMPLETIONS	12 at LA 10/9
0, six times: most recently vs NE 10/30	INTERCEPTED	1 vs NYJ 9/15, vs ARZ 9/25, at SEA 11/7
9.9 vs NYJ 9/15	YARDS PER PASS	4.0 at BAL 9/11
50.7 vs SF 10/16	PUNTING AVERAGE	32.7 at SEA 11/7
3 at NE 10/2	PUNT RETURNS	1, three times; most recently vs NE 10/30
39 vs ARZ 9/25	PUNT RETURN YARDS	Minus-2 at LA 10/9
5 vs NYJ 9/15	KICKOFF RETURNS	0 vs SF 10/16
125 vs NYJ 9/15	KICKOFF RETURN YARDS	0 vs SF 10/16
6 vs SF 10/16	TOUCHDOWNS	1 at BAL 9/11, at NE 10/2
4 vs SF 10/16	RUSHING TOUCHDOWNS	0 vs NYJ 9/15, at NE 10/2
3 vs NYJ 9/15	PASSING TOUCHDOWNS	0, three times; most recently vs NE 10/30
40:17 at SEA 11/7	TIME OF POSSESSION	20:48 vs NYJ 9/15

2016 DEFENSIVE HIGHS & LOWS

BEST		WORST
0 at NE 10/2	POINTS	41 vs NE 10/30
13 at NE 10/2	FIRST DOWNS	28 vs NYJ 9/15
2 vs NE 10/30	RUSHING FIRST DOWNS	15 at MIA 10/23
7 vs SF 10/16	PASSING FIRST DOWNS	18 vs NYJ 9/15
8% at NE 10/2	THIRD DOWN EFFICIENCY	69% vs NE 10/30
277 at NE 10/2	TOTAL NET YARDS	493 vs NYJ 9/15
4.5 vs ARZ 9/25	AVERAGE PER PLAY	6.9 vs NYJ 9/15
33 at SEA 11/7	NET YARDS RUSHING	256 at MIA 10/23
167 vs SF 10/16	NET YARDS PASSING	370 vs NYJ 9/15
5.0 vs ARZ 9/25, vs NE 10/30	QB SACKS	1.0 vs NYJ 9/15, at MIA 10/23
187 vs SF 10/16	GROSS YARDS PASSING	374 vs NYJ 9/15
25 at MIA 10/23	PASS ATTEMPTS	50 vs ARZ 9/25
13 vs SF 10/16	PASS COMPLETIONS	26 vs ARZ 9/25
2, vs ARZ 9/25, at LA 10/9	INTERCEPTED	0, six times: most recently at SEA 11/7
5.74 vs ARZ 9/25	YARDS PER PASS	10.8 at SEA 11/7
25.0 at MIA 10/23	PUNTING AVERAGE	55.5 at LA 10/9
0 vs NYJ 9/15	PUNT RETURNS	5 at MIA 10/23
0 vs NYJ 9/15	PUNT RETURN YARDS	28 at MIA 10/23
2 at BAL 9/11, at NE 10/2	KICKOFF RETURNS	4 at LA 10/9, vs SF 10/16, at MIA 10/23
30 at NE 10/2	KICKOFF RETURN YARDS	112 vs NE 10/30
0 at NE 10/2	TOUCHDOWNS	5 vs NE 10/30
0 at BAL 9/11, at NE 10/2, vs SF 10/16	RUSHING TOUCHDOWNS	3 vs NYJ 9/15
0 vs ARZ 9/25, at NE 10/2, at LA 10/9	PASSING TOUCHDOWNS	4, vs NE 10/30
19:43 at SEA 11/7	TIME OF POSSESSION	39:12 vs NYJ 9/15

2016 BILLS SUPERLATIVES

RUSHING

Yards	150	L. McCoy at LA 10/9
Average (min. 10 carries)	8.3	L. McCoy at LA 10/9
Long	53	T. Taylor at LA 10/9
Touchdowns	3	L. McCoy vs SF 10/16

PASSING

Attempts	39	T. Taylor at NE 10/2
Completions	27	T. Taylor at NE 10/2, T. Taylor at SEA 11/7
Percentage (min. 20 attempts)	71.1%	T. Taylor at SEA 11/7
Yards	297	T. Taylor vs NYJ 9/15
Long	84	T. Taylor vs NYJ 9/15
Touchdowns	3	T. Taylor vs NYJ 9/15

RECEIVING

Receptions	10	R. Woods at SEA 11/7
Yards	162	R. Woods at SEA 11/7
Average (min. 3 rec.)	23.3	M. Goodwin at MIA 10/23
Long	84	M. Goodwin vs NYJ 9/15
Touchdowns	1	Happened 10 times, most recently: J. Hunter at SEA 11/7

SPECIAL TEAMS

Punts	7	C. Schmidt at BAL 9/11, C. Schmidt at MIA 10/23
In 20	4	C. Schmidt at LA 10/9
Longest Punt	58	C. Schmidt at LA 10/9
Punt Return Attempts	3	B. Tate at NE 10/2
Punt Return Yards	39	B. Tate vs ARZ 9/25
Punt Return Average (min. 3 ret.)	6.0	B. Tate at NE 10/2
Long Punt Return	30	B. Tate at MIA 10/24
Kickoff Return Attempts	5	B. Tate vs NYJ 9/15
Kickoff Return Yards	125	B. Tate vs NYJ 9/15
Kickoff Return Average (min 3. Ret.)	25.0	B. Tate vs NYJ 9/15
Long Kickoff Return	45	B. Tate vs NYJ 9/15
PATs Made	6	D. Carpenter vs SF 10/16
PATs Attempted	6	D. Carpenter vs SF 10/16
Field Goals Made	3	D. Carpenter at NE 10/2
Field Goals Attempted	4	D. Carpenter at NE 10/2
Longest Field Goal	45	D. Carpenter vs ARZ 9/25

DEFENSE

Most Total Tackles	17	Z. Brown at NE 10/2
Most Solo Tackles	13	Z. Brown at NE 10/2
Most Sacks	3.0	L. Alexander at LA 10/9
Most Interceptions	2	S. Gilmore vs ARZ 9/25, N. Robey-Coleman at LA 10/9

2016 OPPONENT SUPERLATIVES

RUSHING

Yards	214	J. Ajayi at MIA 10/23
Average (min. 10 carries)	7.6	J. Ajayi at MIA 10/23
Long	53	J. Ajayi at MIA 10/23
Touchdowns	3	M. Forte vs NYJ 9/15

PASSING

Attempts	50	C. Palmer vs ARZ 9/25
Completions	26	C. Palmer vs ARZ 9/25
Percentage (min. 20 attempts)	76.9%	R. Wilson at SEA 11/7
Yards	374	R. Fitzpatrick vs NYJ 9/15
Long	66	J. Flacco at BAL 9/11, R. Tannehill at MIA 10/23
Touchdowns	4	T. Brady vs NE 10/30

RECEIVING

Receptions	8	J. Graham at SEA 11/7
Yards	126	E. Decker vs NYJ 9/15
Average (min. 3 rec.)	30.3	M. Wallace at BAL 9/11
Long	66	M. Wallace at BAL 9/11
Touchdowns	2	J. Graham at SEA 11/7

SPECIAL TEAMS

Punts	6	R. Allen at NE 10/2
In 20	2	R. Allen at NE 10/2
Longest Punt	62	J. Ryan at SEA 11/7
Punt Return Attempts	3	D. Amendola at NE 10/2, J. Grant at MIA 10/23
Punt Return Yards	20	T. Lockett at SEA 11/7
Punt Return Average (min. 3 ret.)	3.7	J. Grant at MIA 10/23
Long Punt Return	22	T. Lockett at SEA 11/7
Kickoff Return Attempts	3	Three times, most recently: J. Grant at MIA 10/23
Kickoff Return Yards	62	M. Thomas at LA 10/9
Kickoff Return Average (min 3. Ret.)	20.7	M. Thomas at LA 10/9
Long Kickoff Return	73	D. Amendola vs NE 10/30
PATs Made	5	S. Gostkowski vs NE 10/30
PATs Attempted	5	S. Gostkowski vs NE 10/30
Field Goals Made	5	S. Gostkowski vs NE 10/30
Field Goals Attempted	4	G. Zuerlein at LA 10/9
Longest Field Goal	60	C. Catanzaro vs ARZ 9/25

DEFENSE

Most Total Tackles	17	L. Ryan at NE 10/2
Most Solo Tackles	14	L. Ryan at NE 10/2
Most Sacks	2	Three times, most recently; T. Flowers vs NE 10/30
Most Interceptions	1	Three times, most recently; R. Sherman at SEA 11/7

Buffalo Bills 2016 Defensive and Special Teams Statistics (Per Gamebook Stats)

DEFENSIVE TACKLES				
PLAYER	Solo	Assist	TFL	TOTAL
Z. Brown	59	30	8	89
P. Brown	41	29	3	70
R. Darby	35	3	1	38
C. Graham	27	9	2	36
L. Alexander	26	7	8	33
K. Williams	23	10	7	33
J. Hughes	21	8	6	29
S. Gilmore	25	4	0	29
R. Blanton	18	8	0	26
A. Williams	13	7	1	20
L. Douzable	10	10	3	20
N. Robey-Coleman	12	2	1	14
A. Washington	9	4	3	13
C. Bryant	5	6	0	11
C. White	11	2	0	13
L. McCray	4	6	0	10
J. Worthy	3	5	1	8
B. Spikes	3	3	0	6
K. Seymour	5	0	0	5
S. Lawson	3	2	2	5
D. Williams	4	0	0	4
J. Meeks	1	3	0	4
M. Dareus	4	0	2	4
R. Humber	2	0	0	2
TOTAL	364	158	48	522

DEFENSIVE TOUCHDOWNS	
N. Robey-Coleman	2
A. Williams	1
TOTAL	3

SAFETY	
TOTAL	0

INTERCEPTIONS	
S. Gilmore	2
N. Robey-Coleman	2
C. Graham	1
C. White	1
TOTAL	6

DEFENSIVE FUMBLE RECOVERIES	
P. Brown	2
N. Robey-Coleman	1
A. Williams	1
C. Graham	1
TOTAL	5

DEFENSIVE FORCED FUMBLES	
L. Alexander	3
Z. Brown	2
P. Brown	1
L. McCray	1
J. Hughes	1
TOTAL	8

SPECIAL TEAMS TACKLES			
PLAYER	Solo	Assist	TOTAL
R. Blanton	8	0	8
R. Humber	5	2	7
L. Alexander	3	3	6
J. Meeks	6	0	6
K. Seymour	5	0	5
N. Robey-Coleman	4	0	4
M. Gillislee	4	0	4
C. Graham	3	0	3
L. McCray	2	1	3
P. Brown	2	0	2
G. Sanborn	0	2	2
C. Anderson	2	0	2
C. White	1	1	2
W. Powell	1	1	1
TOTAL	46	10	55

PASSES DEFENSED	
R. Darby	9
S. Gilmore	7
C. Graham	6
A. Williams	5
N. Robey-Coleman	4
J. Hughes	3
L. Alexander	2
C. White	1
D. Williams	1
A. Washington	1
J. Meeks	1
TOTAL	40

QUARTERBACK SACKS	
L. Alexander	10.0
J. Hughes	5.0
K. Williams	3.5
Z. Brown	3.0
A. Washington	2.0
S. Lawson	2.0
L. Douzable	1.5
C. Graham	1.0
P. Brown	1.0
M. Dareus	1.0
TOTAL	30.0

SPECIAL TEAMS FORCED FUMBLES	
N. Robey-Coleman	1
J. Meeks	1
W. Powell	1
TOTAL	3

2016 SCORING DRIVES

9/11 at BAL

Drive	Time/Quarter	Result
12-75, 7:09	3:02/2	L. McCoy 1 yd. run (D.Carpenter kick)

9/15 vs NYJ

Drive	Time/Quarter	Result
3-82, 1:25	5:16/1	M.Goodwin 84 yd. pass from T.Taylor (D.Carpenter kick)
13-54, 3:48	0:05/2	D.Carpenter 39 yd. Field Goal
3-75, 0:51	14:09/3	G.Salas 71 yd. pass from T.Taylor (D.Carpenter kick)
10-75, 2:45	1:17/4	M.Gillislee 18 yd. pass from T.Taylor (D.Carpenter kick)

9/25 vs ARZ

Drive	Time/Quarter	Result
7-77, 3:51	3:29/1	D.Carpenter 19 yd. Field Goal
5-53, 1:30	0:55/1	L.McCoy 24 yd. run (D.Carpenter kick)
6-52, 2:51	10:25/2	L.McCoy 5 yd. run (D.Carpenter kick)
6-47, 2:49	10:31/3	T.Taylor 20 yd. run (kick failed, wr)
4-3, 1:42	4:48/4	D.Carpenter 45 yd. Field Goal

10/2 at NE

Drive	Time/Quarter	Result
12-65, 7:11	5:31/1	L.McCoy 7 yd. pass from T.Taylor (D.Carpenter kick)
10-52, 3:58	14:49/2	D.Carpenter 34 yd. Field Goal
12-71, 4:40	7:46/2	D.Carpenter 43 yd. Field Goal
11-44, 4:27	0:28/3	D.Carpenter 44 yd. Field Goal

10/9 at LA

Drive	Time/Quarter	Result
12-76, 7:09	2:22/1	J.Hunter 4 yd. pass from T.Taylor (D.Carpenter kick)
2-63, 1:01	13:59/2	M.Gillislee 5 yd. run (kick blocked)
10-70, 1:56	0:00/2	D.Carpenter 23 yd. Field Goal
3-25, 1:04	2:37/4	M.Goodwin 6 yd. pass from T.Taylor (D.Carpenter kick)

10/16 vs SF

Drive	Time/Quarter	Result
11-75, 5:29	0:14/1	L.McCoy 4 yd. run (D.Carpenter kick)
7-75, 3:38	10:18/2	L.McCoy 12 yd. run (D.Carpenter kick)
14-53, 5:33	0:21/2	D.Carpenter 40 yd. Field Goal
4-60, 1:55	2:34/3	J.Hunter 30 yd. pass from T.Taylor (D.Carpenter kick)
8-75, 3:55	10:53/4	L.McCoy 18 yd. run (D.Carpenter kick)
1-27, 0:11	10:32/4	R.Woods 5 yd. pass from T.Taylor (D.Carpenter kick)
7-73, 3:25	5:40/4	M.Gillislee 44 yd. run (D.Carpenter kick)

10/23 at MIA

Drive	Time/Quarter	Result
6-20, 1:59	0:49/1	D.Carpenter 29 yd. Field Goal
7-40, 2:50	11:47/2	T.Taylor 10 yd. run (D.Carpenter kick)
1-67, 0:09	5:51/3	M.Goodwin 67 yd. pass from T.Taylor (D.Carpenter kick)
13-75, 2:10	0:14/4	R.Bush 1 yd. run (T.Taylor-R.Bush pass)

10/30 vs NE

Drive	Time/Quarter	Result
10-70, 3:55	11:05/1	D.Carpenter 23 yd. Field Goal

5-59, 2:14
13-75, 6:03
6-66, 1:56

6:26/2
7:57/3
0:30/4

M.Gillislee 3 yd. run (D.Carpenter kick)
T.Taylor 26 yd. run (D.Carpenter kick)
J.Williams 1 yd. run (E.Manuel-N.O'Leary pass)

11/7 at SEA

Drive

1-3, 0:04
17-75, 10:00
12-62, 5:22
13-82, 6:49

Time/Quarter

13:32/1
2:21/1
9:32/2
14:26/4

Result

T.Taylor 3 yd. run (D.Carpenter kick)
J.Hunter 5 yd. pass from T.Taylor (D.Carpenter kick)
D.Carpenter 31 yd. Field Goal
M.Gillislee 1 yd. run (T.Taylor run)

2016 GAME-BY-GAME TEAM OFFENSE

Date	Game	1ST DOWNS				3rd DOWNS			TOTAL OFFENSE			RUSHING				PASSING							----TDs----				PAT		PAT		PAT		PUNTING							
		TOT	R	P	Pn	Att	Cnv	PCT	Yds	Ply	Avg	Yds	Ply	Avg	Net	Sk	Lst	Gr	Att	Com	In	PTS	R	P	S/D	KICK	RUSH	PASS	FG	Saf	No -	Yds	Avg							
S 11	@ BAL	11	5	5	1	13	3	23.1%	160	48	3.3	65	24	2.7	95	2	16	111	22	15	0	7	1	0	0	1	1	0	0	0	0	0	0	1	0	7	-	313	44.7	
S 15	v NYJ	16	6	9	1	10	3	30.0%	393	50	7.9	86	19	4.5	307	0	0	307	31	19	1	31	0	3	1	4	4	0	0	0	0	0	1	1	0	3	-	118	39.3	
S 25	v ARI	16	11	5	0	13	4	30.8%	296	61	4.9	208	32	6.5	88	4	31	119	25	14	1	33	3	0	1	3	4	0	0	0	0	2	2	0	5	-	178	35.6		
O 2	@ NE	24	7	15	2	15	7	46.7%	378	73	5.2	134	32	4.2	244	2	2	246	39	27	0	16	0	0	1	1	1	0	0	0	0	3	4	0	4	-	163	40.8		
O 9	@ LA	15	8	6	1	12	4	33.3%	305	52	5.9	193	27	7.1	112	2	12	124	23	12	0	30	1	2	1	3	4	0	0	0	0	1	1	0	6	-	276	46.0		
O 16	v SF	29	16	10	3	13	8	61.5%	492	74	6.6	313	44	7.1	179	3	0	179	27	16	0	45	4	2	0	6	6	0	0	0	0	1	1	0	3	-	152	50.7		
O 23	@ MIA	16	4	9	3	13	3	23.1%	267	54	4.9	67	22	3.0	200	4	21	221	28	14	0	25	2	1	0	2	2	0	0	1	1	1	1	0	7	-	316	45.1		
O 30	v NE	25	8	11	6	13	4	30.8%	376	68	5.5	167	26	6.4	209	2	9	218	40	20	0	25	3	0	0	2	2	0	0	1	1	1	2	0	3	-	131	43.7		
N 7	@ SEA	30	11	16	3	17	12	70.6%	425	82	5.2	162	38	4.3	263	5	26	289	39	27	1	25	2	1	0	2	2	1	0	0	0	1	2	0	3	-	98	32.7		
N 20	@ CIN																																							
N 27	v JAX																																							
D 4	@ OAK																																							
D 11	v PIT																																							
D 18	v CLE																																							
D 24	v MIA																																							
J 1	@ NYJ																																							
2016 TOTALS		182	76	86	20	119	48	40.3%	3092	562	5.5	1395	264	5.3	1697	24	117	1814	274	164	3	237	16	9	4	24	26	1	1	2	2	11	15	0	41	-	1745	42.6		
AVG. PER GAME		20.2	8.4	9.6	2.2				343.6	62.4		155.0	29.3		188.6	2.7	13.0	201.6	30.4	18.2	0.3	26.3													4.6		193.9			

Date	Game	PUNT RET.		KO RET.		FUM		PEN		Poss. Time
		No	Yds	No	Yds	No	Lst	No	Yds	
S 11	@ BAL	1	21	1	13	0	0	8	89	27:07
S 15	v NYJ	1	8	5	125	1	0	6	59	20:48
S 25	v ARI	2	39	3	38	3	0	9	75	26:00
O 2	@ NE	3	18	0	0	0	0	6	60	36:11
O 9	@ LA	2	-2	4	90	1	0	7	60	24:26
O 16	v SF	2	16	0	0	3	2	7	71	35:11
O 23	@ MIA	1	30	3	63	0	0	6	45	22:58
O 30	v NE	1	2	3	68	2	0	12	84	30:09
N 7	@ SEA	2	13	1	13	0	0	11	115	40:17
N 20	@ CIN									
N 27	v JAX									
D 4	@ OAK									
D 11	v PIT									
D 18	v CLE									
D 24	v MIA									
J 1	@ NYJ									
2016 TOTALS		15	145	20	410	10	2	72	658	
AVG. PER GAME			16.1		45.6			8.0	73.1	29:14

2016 GAME-BY-GAME TEAM DEFENSE

Date	Game	1ST DOWNS				3rd DOWNS			TOTAL DEFENSE			RUSHING			PASSING							----TDs----				PAT		PAT		PAT		PUNTING								
		TOT	R	P	Pn	Att	Cnv	PCT	Yds	Ply	Avg	Yds	Ply	Avg	Net	Sk	Lst	Grs	Att	Com	In	PTS	R	P	S/D	KICK	RUSH	PASS	FG	Saf	No -	Yds	Avg							
S 11	@ BAL	18	4	11	3	15	6	40.0%	308	65	4.7	83	28	3.0	225	4	33	258	33	22	0	13	0	1	0	1	0	0	0	0	0	2	2	0	3	-	128	42.7		
S 15	v NYJ	28	7	18	3	13	8	61.5%	493	71	6.9	123	36	3.4	370	1	4	374	34	24	0	37	3	1	0	4	4	0	0	0	0	3	3	0	2	-	82	41.0		
S 25	v ARI	25	5	17	3	15	5	33.3%	348	77	4.5	88	22	4.0	260	5	27	287	50	26	4	18	2	0	0	1	1	0	0	1	1	1	1	1	1	6	-	212	35.3	
O 2	@ NE	13	3	10	0	12	1	8.3%	277	52	5.3	90	22	4.1	187	3	18	205	27	17	0	0	0	0	0	0	0	0	0	0	0	0	0	0	1	0	6	-	313	52.2
O 9	@ LA	23	9	11	3	12	4	33.3%	345	64	5.4	102	29	3.5	243	4	28	271	31	21	2	19	1	0	0	1	1	0	0	0	0	4	4	0	2	-	109	54.5		
O 16	v SF	16	8	7	1	13	3	23.1%	300	60	5.0	133	28	4.8	167	3	20	187	29	13	0	16	0	1	0	1	1	0	0	0	0	3	3	0	5	-	209	41.8		
O 23	@ MIA	26	15	9	2	12	5	41.7%	454	67	6.8	256	41	6.2	198	1	6	204	25	15	0	28	2	1	0	2	2	0	0	1	1	2	2	0	5	-	175	35.0		
O 30	v NE	23	2	15	6	13	9	69.2%	357	61	5.9	72	23	3.1	285	5	30	315	33	22	0	41	1	4	0	5	5	0	0	0	0	2	2	0	3	-	134	44.7		
N 7	@ SEA	19	4	13	2	7	2	28.6%	278	42	6.6	33	12	2.8	245	4	37	282	26	20	0	31	2	2	0	4	4	0	0	0	0	1	1	0	4	-	142	35.5		
N 20	@ CIN																																							
N 27	v JAX																																							
D 4	@ OAK																																							
D 11	v PIT																																							
D 18	v CLE																																							
D 24	v MIA																																							
J 1	@ NYJ																																							
2016 TOTALS		191	57	111	23	112	43	38.4%	3160	559	5.7	980	241	4.1	2180	30	203	2383	288	180	6	203	11	10	0	19	19	0	0	1	2	18	19	1	36	-	1504	41.8		
AVG. PER GAME		21.2	6.3	12.3	2.6				351.1	62.1		108.9	26.8		242.2	3.3	22.6	264.8	32.0	20.0	0.7	22.6														4.0	167.1			

Date	Game	PUNT RET.		KO RET.		FUM		PEN		Poss. Time	
		No -	Yds	No -	Yds	No -	Lst	No -	Yds		
S 11	@ BAL	2	-	1	2	-	37	1	-	1	32:53
S 15	v NYJ	0	-	0	4	-	54	2	-	1	39:12
S 25	v ARI	1	-	12	3	-	86	3	-	1	34:00
O 2	@ NE	4	-	4	2	-	30	5	-	1	23:49
O 9	@ LA	2	-	2	4	-	85	2	-	1	35:34
O 16	v SF	1	-	12	4	-	70	2	-	1	24:49
O 23	@ MIA	5	-	28	3	-	61	0	-	0	37:02
O 30	v NE	2	-	19	4	-	112	1	-	0	29:51
N 7	@ SEA	2	-	20	3	-	65	0	-	0	19:43
N 20	@ CIN										
N 27	v JAX										
D 4	@ OAK										
D 11	v PIT										
D 18	v CLE										
D 24	v MIA										
J 1	@ NYJ										
2016 TOTALS		19	-	98	29	-	600	16	-	6	30:46
AVG. PER GAME					10.9		66.7				

2016 GAME-BY-GAME RUSHING

Shaded rows indicates games started

Date	Game	25 LeSEAN McCOY					5 TYROD TAYLOR					35 MIKE GILLISLEE					31 JONATHAN WILLIAMS					
		Att	Yds	Avg	LG	TD	Att	Yds	Avg	LG	TD	Att	Yds	Avg	LG	TD	Att	Yds	Avg	LG	TD	
S 11	@ BAL	16	58	3.6	16	1	5	11	2.2	6	0											
S 15	v NYJ	15	59	3.9	24	0	2	25	12.5	15	0											
S 25	v ARI	17	110	6.5	24	2	9	76	8.4	49	1	3	20	6.7	8	0	3	2	0.7	1	0	
O 2	@ NE	19	70	3.7	9	0	5	28	5.6	14	0	6	30	5.0	16	0						
O 9	@ LA	18	150	8.3	53	0	5	28	5.6	22	0	2	6	3.0	5	1						
O 16	v SF	19	140	7.4	38	3	8	68	8.5	21	0	6	61	10.2	44	1						
O 23	@ MIA	8	11	1.4	4	0	7	35	5.0	10	1	5	20	4.0	20	0						
O 30	v NE	--- INACTIVE ---					5	48	9.6	26	1	12	85	7.083	28	1						
N 7	@ SEA	21	85	4.0	15	0	8	43	5.4	16	1	8	32	4.0	9	1						
N 20	@ CIN																					
N 27	v JAX																					
D 4	@ OAK																					
D 11	v PIT																					
D 18	v CLE																					
D 24	v MIA																					
J 1	@ NYJ																					
2016 TOTALS		133	683	5.1	53	6	54	362	6.7	49	4	42	254	6.0	44	4	13	35	2.7	8	1	

NFL CAREER	1797	8370	4.7	66	53	185	1066	5.8	49	9	95	542	5.7	60	7	13	35	2.7	8	1
w/BUFFALO	336	1578	4.7	53	9	158	930	5.9	49	8	89	521	5.9	60	7	13	35	2.7	8	1

Date	Game	15 BRANDON TATE					6 COLTON SCHMIDT					3 EJ MANUEL					42 JEROME FELTON					
		Att	Yds	Avg	LG	TD	Att	Yds	Avg	LG	TD	Att	Yds	Avg	LG	TD	Att	Yds	Avg	LG	TD	
S 11	@ BAL																					
S 15	v NYJ											2	2	1.0	2	0						
S 25	v ARI																					
O 2	@ NE	1	4	4.0	4	0																
O 9	@ LA																					
O 16	v SF																					
O 23	@ MIA											3	11	3.7	8	0						
O 30	v NE	1	14	14	14	0	1	16	16.0	16	0											
N 7	@ SEA	--- INACTIVE ---																				
N 20	@ CIN																					
N 27	v JAX																					
D 4	@ OAK																					
D 11	v PIT																					
D 18	v CLE																					
D 24	v MIA																					
J 1	@ NYJ																					
2016 TOTALS		2	18	9.0	14	0	1	16	16.0	16	0	5	13	2.6	8	0	4	10	2.5	6	1	

NFL CAREER	12	112	9.3	22	0	2	16	8.0	16	0	91	315	3.5	19	4	51	175	3.4	21	1
w/BUFFALO	2	18	9.0	14	0	2	16	8.0	16	0	91	315	3.5	19	4	5	12	2.4	6	1

Date	Game	10 ROBERT WOODS					22 REGGIE BUSH				
		Att	Yds	Avg	LG	TD	Att	Yds	Avg	LG	TD
S 11	@ BAL						3	-4	-1.3	5	0
S 15	v NYJ										
S 25	v ARI						--- DID NOT PLAY ---				
O 2	@ NE						--- INACTIVE ---				
O 9	@ LA						1	3	3.0	3	0
O 16	v SF	1	6	6.0	6	0	2	6	3.0	5	0
O 23	@ MIA	--- INACTIVE ---					1	1	1.0	1	1
O 30	v NE						2	-8	-4.0	2	0
N 7	@ SEA										
N 20	@ CIN										
N 27	v JAX										
D 4	@ OAK										
D 11	v PIT										
D 18	v CLE										
D 24	v MIA										
J 1	@ NYJ										
2016 TOTALS		1	6	6.0	6	0	9	-2	-0.2	5	1

NFL CAREER	4	22	5.5	13	0	1283	5491	4.3	76	36
w/BUFFALO	7	22	3.1	13	0	9	-2	-0.2	5	1

2016 GAME-BY-GAME PASSING

5 TYROD TAYLOR

Date	Game	GP	GS	Att	Com	Pct.	Yds	LG	TD	INT	Sck / Yds	Rate
S 11	@ BAL	❖	❖	22	15	68.2	111	33	0	0	2 - 16	79.9
S 15	v NYJ	❖	❖	30	18	60.0	297	84 t	3	1	0 - 0	112.8
S 25	v ARI	❖	❖	25	14	56.0	119	28	0	1	4 - 31	51.9
O 2	@ NE	❖	❖	39	27	69.2	246	23	1	0	2 - 2	94.6
O 9	@ LA	❖	❖	23	12	52.2	124	29	2	0	2 - 12	97.0
O 16	v SF	❖	❖	25	16	64.0	179	30 t	2	0	3 - 0	111.9
O 23	@ MIA	❖	❖	28	14	50.0	221	67 t	1	0	4 - 21	88.5
O 30	v NE	❖	❖	38	19	50.0	183	25	0	0	1 - 7	63.8
N 7	@ SEA	❖	❖	38	27	71.1	289	29	1	1	5 - 26	90.8
N 20	@ CIN											
N 27	v JAX											
D 4	@ OAK											
D 11	v PIT											
D 18	v CLE											
D 24	v MIA											
J 1	@ NYJ											
2016 TOTALS		9	9	268	162	60.4	1769	84 t	10	3	23 - 115	87.7

NFL CAREER		37	23	683	423	61.9	5003	84 t	30	11	64 - 360	92.1
w/BUFFALO		23	23	648	404	62.3	4804	84 t	30	9	59 - 327	94.6

3 EJ MANUEL

Date	Game	GP	GS	Att	Com	Pct.	Yds	LG	TD	INT	Sck / Yds	Rate
S 11	@ BAL						--- DID NOT PLAY ---					
S 15	v NYJ	❖		1	1	100.0	10	10	0	0	0 - 0	108.3
S 25	v ARI						--- DID NOT PLAY ---					
O 2	@ NE						--- DID NOT PLAY ---					
O 9	@ LA						--- DID NOT PLAY ---					
O 16	v SF	❖		2	0	0.0	0	0	0	0	0 - 0	39.6
O 23	@ MIA						--- DID NOT PLAY ---					
O 30	v NE	❖		2	1	50.0	35	35	0	0	1 - 2	95.8
N 7	@ SEA						--- DID NOT PLAY ---					
N 20	@ CIN											
N 27	v JAX											
D 4	@ OAK											
D 11	v PIT											
D 18	v CLE											
D 24	v MIA											
J 1	@ NYJ											
2016 TOTALS		3	0	5	2	40.0	45	35	0	0	1 - 2	72.9

NFL CAREER		25	16	526	310	58.9	3416	80 t	19	15	41 - 250	78.4
w/BUFFALO		25	16	526	310	58.9	3416	80 t	19	15	41 - 250	78.4

3 JONATHAN WILLIAMS

Date	Game	Att	Com	Yds	TD
S 11	@ BAL				
S 15	v NYJ				
S 25	v ARI				
O 2	@ NE				
O 9	@ LA				
O 16	v SF				
O 23	@ MIA				
O 30	v NE				
N 7	@ SEA	1	0	0	0
N 20	@ CIN				
N 27	v JAX				
D 4	@ OAK				
D 11	v PIT				
D 18	v CLE				
D 24	v MIA				
J 1	@ NYJ				
2016 TOTALS		1	0	0	0

NFL CAREER		1	0	0	0
w/BUFFALO		1	0	0	0

7 CARDALE JONES

Date	Game	GP	GS	Att	Com	Pct.	Yds	LG	TD	INT	Sck / Yds	Rate
S 11	@ BAL						--- INACTIVE ---					
S 15	v NYJ						--- INACTIVE ---					
S 25	v ARI						--- INACTIVE ---					
O 2	@ NE						--- INACTIVE ---					
O 9	@ LA						--- INACTIVE ---					
O 16	v SF						--- INACTIVE ---					
O 23	@ MIA						--- INACTIVE ---					
O 30	v NE						--- INACTIVE ---					
N 7	@ SEA						--- INACTIVE ---					
N 20	@ CIN											
N 27	v JAX											
D 4	@ OAK											
D 11	v PIT											
D 18	v CLE											
D 24	v MIA											
J 1	@ NYJ											
2016 TOTALS		0	0	0	0	---	0	0	0	0	0 - 0	---

NFL CAREER		29	5	177	96	54.2	1042	42	5	10	17 - 99	57.7
w/BUFFALO		0	0	0	0	---	0	0	0	0	0 - 0	---

2015 GAME-BY-GAME PASSING (cont.)

Date	Game	OPPONENTS										
		Passer	Att	Comp	Pct.	Yds	LG	TD	INT	Sck /	Yds	Rate
S 11	@ BAL	Flacco	33	22	66.7	258	66 t	1	0	4 -	33	100.3
S 15	v NYJ	Fitzpatrick	34	24	70.6	374	37	1	0	1 -	4	116.5
S 25	v ARI	Palmer	50	26	52.0	287	25	0	4	5 -	27	36.0
O 2	@ NE	Brissett	27	17	63.0	205	58	0	0	3 -	18	86.2
O 9	@ LA	Keenum	31	21	67.7	271	31	0	2	4 -	28	68.1
O 16	v SF	Kaepernick	29	13	44.8	187	53 t	1	0	3 -	20	77.8
O 23	@ MIA	Tannehill	25	15	60.0	204	66 t	1	0	1 -	6	99.4
O 30	v NE	Brady	33	22	66.7	315	53 t	4	0	4 -	22	137.0
		Garoppolo	0	0	---	0	0	0	0	1 -	8	---
N 7	@ SEA	Wilson	26	20	76.9	282	50	2	0	4 -	37	137.0
N 20	@ CIN											
N 27	v JAX											
D 4	@ OAK											
D 11	v PIT											
D 18	v CLE											
D 24	v MIA											
J 1	@ NYJ											
2016 TOTALS			288	180	62.5	2383	66 t	10	6	30 -	203	91.5

2016 GAME-BY-GAME RECEIVING

Shaded rows indicates games started

Date	Game	10 ROBERT WOODS					85 CHARLES CLAY					25 LeSEAN McCOY					88 MARQUISE GOODWIN					
		Rec	Yds	Avg	LG	TD	Rec	Yds	Avg	LG	TD	Rec	Yds	Avg	LG	TD	Rec	Yds	Avg	LG	TD	
S 11	@ BAL	4	20	5.0	9	0	2	40	20.0	33	0	4	12	3.0	5	0	---	---	---	---	---	
S 15	v NYJ	1	10	10.0	10	0	5	27	5.4	11	0	4	31	7.8	10	0	2	112	56.0	84	t 1	
S 25	v ARI	6	51	8.5	24	0	---	---	---	---	---	3	6	2.0	3	0	1	6	6.0	6	0	
O 2	@ NE	7	89	12.7	23	0	5	47	9.4	15	0	6	38	6.3	13	1	1	12	12.0	12	0	
O 9	@ LA	2	26	13.0	17	0	5	73	14.6	29	0	2	8	4.0	5	0	2	13	6.5	7	1	
O 16	v SF	5	44	8.8	18	1	5	52	10.4	20	0	1	2	2.0	2	0	2	22	11.0	16	0	
O 23	@ MIA	---	---	---	---	---	2	29	14.5	18	0	---	---	---	---	---	4	93	23.3	67	t 1	
O 30	v NE	4	50	12.5	20	0	2	6	3.0	4	0	---	---	---	---	---	---	---	---	---	---	
N 7	@ SEA	10	62	6.2	29	0	3	9	3.0	6	0	4	35	8.8	15	0	4	43	10.8	15	0	
N 20	@ CIN																					
N 27	v JAX																					
D 4	@ OAK																					
D 11	v PIT																					
D 18	v CLE																					
D 24	v MIA																					
J 1	@ NYJ																					
2016 TOTALS		39	352	9.0	29	1	29	283	9.8	33	0	24	132	5.5	15	1	16	301	18.8	84	t 3	
NFL CAREER		191	2190	11.5	57	12	241	2620	10.9	67	17	356	2706	7.6	70	13	36	650	18.1	84	t 6	
w/BUFFALO		191	2190	11.5	57	12	80	811	10.1	40	t 3	56	424	7.6	22	3	36	650	18.1	84	t 6	

Date	Game	19 WALTER POWELL					35 MIKE GILLISLEE					84 NICK O'LEARY					17 JUSTIN HUNTER					
		Att	Yds	Avg	LG	TD	Rec	Yds	Avg	LG	TD	Rec	Yds	Avg	LG	TD	Rec	Yds	Avg	LG	TD	
S 11	@ BAL	---	---	---	---	---	1	-4	-4.0	-4	0	---	---	---	---	---	---	---	---	---	---	
S 15	v NYJ	---	---	---	---	---	1	18	18.0	18	t 1	---	---	---	---	---	---	---	---	---	---	
S 25	v ARI	3	28	9.3	14	0	---	---	---	---	---	1	28	28.0	28	0	---	---	---	---	---	
O 2	@ NE	4	22	5.5	11	0	1	13	13.0	13	0	2	20	10.0	17	0	---	---	---	---	---	
O 9	@ LA	---	---	---	---	---	---	---	---	---	---	---	---	---	---	---	---	---	---	---	---	
O 16	v SF	---	---	---	---	---	---	---	---	---	---	2	29	14.5	23	0	1	4	4.0	4	t 1	
O 23	@ MIA	2	23	11.5	13	0	---	---	---	---	---	1	7	7.0	7	0	1	30	30.0	30	t 1	
O 30	v NE	3	59	19.7	35	0	3	9	3.0	6	0	1	10	10.0	10	0	2	25	12.5	15	0	
N 7	@ SEA	1	9	9.0	9	0	2	4	2.0	6	0	---	---	---	---	---	1	7	7.0	7	0	
N 20	@ CIN																					
N 27	v JAX																					
D 4	@ OAK																					
D 11	v PIT																					
D 18	v CLE																					
D 24	v MIA																					
J 1	@ NYJ																					
2016 TOTALS		13	141	10.8	35	0	8	40	5.0	18	t 1	7	94	13.4	28	0	6	71	11.8	30	t 3	
NFL CAREER		13	141	10.8	35	0	14	69	4.9	18	t 1	8	131	16.4	37	0	74	1187	16.0	75	t 11	
w/BUFFALO		13	141	10.8	35	0	14	69	4.9	18	t 1	8	131	16.4	37	0	6	71	11.8	30	t 3	

Date	Game	14 SAMMY WATKINS					22 REGGIE BUSH					11 GREG SALAS					15 BRANDON TATE				
		Rec	Yds	Avg	LG	TD	Rec	Yds	Avg	LG	TD	Rec	Yds	Avg	LG	TD	Rec	Yds	Avg	LG	TD
S 11	@ BAL	4	43	10.8	19	0	---	---	---	---	---	---	---	---	---	---	---	---	---	---	---
S 15	v NYJ	2	20	10.0	11	0	---	---	---	---	---	4	89	22.3	71	t 1	---	---	---	---	---
S 25	v ARI	---	---	---	---	---	---	---	---	---	---	---	---	---	---	---	---	---	---	---	---
O 2	@ NE	---	---	---	---	---	---	---	---	---	---	---	---	---	---	---	---	---	---	---	---
O 9	@ LA	---	---	---	---	---	---	---	---	---	---	---	---	---	---	---	---	---	---	---	---
O 16	v SF	---	---	---	---	---	---	---	---	---	---	---	---	---	---	---	---	---	---	---	---
O 23	@ MIA	---	---	---	---	---	1	13	13.0	13	0	---	---	---	---	---	2	31	15.5	25	0
O 30	v NE	---	---	---	---	---	2	34	17.0	25	0	---	---	---	---	---	2	17	8.5	10	0
N 7	@ SEA	---	---	---	---	---	2	22	11.0	14	0	---	---	---	---	---	---	---	---	---	---
N 20	@ CIN											---	---	---	---	---	---	---	---	---	---
N 27	v JAX											---	---	---	---	---	---	---	---	---	---
D 4	@ OAK											---	---	---	---	---	---	---	---	---	---
D 11	v PIT											---	---	---	---	---	---	---	---	---	---
D 18	v CLE											---	---	---	---	---	---	---	---	---	---
D 24	v MIA											---	---	---	---	---	---	---	---	---	---
J 1	@ NYJ											---	---	---	---	---	---	---	---	---	---
2016 TOTALS		6	63	10.5	19	0	5	69	13.8	25	0	4	89	22.3	71	t 1	4	48	12.0	25	0
NFL CAREER		131	2092	16.0	84	15	475	3577	7.5	77	t 18	50	704	14.1	71	t 1	61	949	15.6	65	t 6
w/BUFFALO		131	2092	16.0	84	15	5	69	13.8	25	0	7	130	18.6	71	t 1	4	48	12.0	25	0

2016 GAME-BY-GAME RECEIVING (cont.)

Date	Game
S 11	@ BAL
S 15	v NYJ
S 25	v ARI
O 2	@ NE
O 9	@ LA
O 16	v SF
O 23	@ MIA
O 30	v NE
N 7	@ SEA
N 20	@ CIN
N 27	v JAX
D 4	@ OAK
D 11	v PIT
D 18	v CLE
D 24	v MIA
J 1	@ NYJ
2016 TOTALS	

42 JEROME FELTON					
Rec	Yds	Avg	LG	TD	
--- NOT WITH TEAM ---					

1	2	2.0	2	0	

2	26	13.0	22	0	

3	28	9.3	22	0	

NFL CAREER
w/BUFFALO

47	392	8.3	27	0	
4	40	10.0	22	0	

2016 GAME-BY-GAME PUNTING

		6 COLTON SCHMIDT															
Date	Game	No	Yds	Gross Avg	Net Avg.	TB	Yds	In 20	LG	Blk	Punt Sequence						
											Outcome/Return						
S 11	@ BAL	7	313	44.7	41.7	1	1	3	50	0	50	39	49	46	49	37	43
											8	ob	ob	fc	tb	ob	-7
S 15	v NYJ	3	118	39.3	39.3	0	0	1	45	0	33	40	45				
											d	ob	fc				
S 25	v ARI	5	178	35.6	33.2	0	12	1	45	0	45	39	26	43	25		
											12	fc	ob	d	fc		
O 2	@ NE	4	163	40.8	39.8	0	4	0	48	0	43	48	35	37			
											5	-1	0	0			
O 9	@ LA	6	276	46.0	45.7	0	2	4	58	0	45	52	58	39	32	50	
											ob	5	ob	-3	d	ob	
O 16	v SF	3	152	50.7	40.0	1	12	1	54	0	54	49	49				
											12	ob	tb				
O 23	@ MIA	7	316	45.1	41.1	0	28	2	57	0	45	27	47	43	43	57	54
											0	ob	8	3	d	8	9
O 30	v NE	3	131	43.7	37.3	0	19	1	56	0	33	42	56				
											ob	9	10				
N 7	@ SEA	3	98	32.7	26.0	0	20	1	36	0	35	36	27				
											22	-2	ob				
N 20	@ CIN																
N 27	v JAX																
D 4	@ OAK																
D 11	v PIT																
D 18	v CLE																
D 24	v MIA																
J 1	@ NYJ																
2015 TOTALS		41	1745	42.6	39.2	2	98	14	58	0							
NFL CAREER		209	9234	44.2	39.8	11	697	67	67	0							
w/BUFFALO		209	9234	44.2	39.8	11	697	67	67	0							

2016 GAME-BY-GAME PUNT RETURNS

Date	Game	15 BRANDON TATE						22 REGGIE BUSH						19 WALTER POWELL					
		No	Yds	Avg	LG	FC	TD	No	Yds	Avg	LG	FC	TD	No	Yds	Avg	LG	FC	TD
S 11	@ BAL	1	21	21.0	21	0	0												
S 15	v NYJ	1	8	8.0	8	1	0												
S 25	v ARI	2	39	19.5	31	0	0												
O 2	@ NE	3	18	6.0	18	2	0												
O 9	@ LA	2	-2	-1.0	0	0	0												
O 16	v SF	2	16	8.0	13	1	0												
O 23	@ MIA	1	30	30.0	30	2	0												
O 30	v NE	1	2	2.0	2	1	0												1
N 7	@ SEA	--- INACTIVE ---						2	13	6.5	13	1	0	---					
N 20	@ CIN																		
N 27	v JAX																		
D 4	@ OAK																		
D 11	v PIT																		
D 18	v CLE																		
D 24	v MIA																		
J 1	@ NYJ																		
2016 TOTALS		13	132	10.2	31	7	0	2	13	6.5	13	2	0	0	0	---	0	1	0
NFL CAREER		167	1547	9.3	56	76	1	102	794	7.8	71	19	4	13	64	4.9	16	4	0
w/BUFFALO		13	132	10.2	31	7	0	2	13	6.5	13	2	0	1	16	16.0	16	2	0

2016 GAME-BY-GAME DEFENSIVE STATS (DEF. BACKS cont.)

Shaded rows indicates games started

Date	Game	33 COLT ANDERSON										36 JONATHAN MEEKS										38 SERGIO BROWN									
		TT	UT	AT	Sacks	Yds	Int	Yds	TD	FF	FR	TT	UT	AT	Sacks	Yds	Int	Yds	TD	FF	FR	TT	UT	AT	Sacks	Yds	Int	Yds	TD	FF	FR
S 11	@ BAL	--- INACTIVE ---										---										--- NOT WITH TEAM ---									
S 15	v NYJ	--- INACTIVE ---										---										--- NOT WITH TEAM ---									
S 25	v ARI	--- INACTIVE ---										---										--- NOT WITH TEAM ---									
O 2	@ NE	0	0	0							0	0	0									0	0	0							
O 9	@ LA	0	0	0							0	0	0									0	0	0							
O 16	v SF	--- INJURED RESERVE ---										---										--- NOT WITH TEAM ---									
O 23	@ MIA	--- INJURED RESERVE ---										---										--- NOT WITH TEAM ---									
O 30	v NE	--- INJURED RESERVE ---										---										--- NOT WITH TEAM ---									
N 7	@ SEA	--- INJURED RESERVE ---										---										---									
N 20	@ CIN																				0	0	0								
N 27	v JAX																														
D 4	@ OAK																														
D 11	v PIT																														
D 18	v CLE																														
D 24	v MIA																														
J 1	@ NYJ																														
2016 TOTALS		0	0	0	0.0	0.0	1	4	0	0	4	1	3	0.0	0.0	0	0	0	0	0	0	0	0	0.0	0.0	0	0	0	0	0	
NFL CAREER		48	38	10	0.0	0.0	1	4	0	0	4	1	3	0.0	0.0	0	0	0	0	0	106	81	25	2.5	17.0	1	2	0	0	1	
w/BUFFALO		0	0	0	0.0	0.0	0	0	0	0	4	1	3	0.0	0.0	0	0	0	0	0	0	0	0	0.0	0.0	0	0	0	0	0	

Date	Game	39 MARCUS ROBERSON									
		TT	UT	AT	Sacks	Yds	Int	Yds	TD	FF	FR
S 11	@ BAL	--- PRACTICE SQUAD ---									
S 15	v NYJ	--- PRACTICE SQUAD ---									
S 25	v ARI	--- PRACTICE SQUAD ---									
O 2	@ NE	--- PRACTICE SQUAD ---									
O 9	@ LA	--- PRACTICE SQUAD ---									
O 16	v SF	--- PRACTICE SQUAD ---									
O 23	@ MIA	--- PRACTICE SQUAD ---									
O 30	v NE	0	0	0							
N 7	@ SEA	--- PRACTICE SQUAD ---									
N 20	@ CIN										
N 27	v JAX										
D 4	@ OAK										
D 11	v PIT										
D 18	v CLE										
D 24	v MIA										
J 1	@ NYJ										
2016 TOTALS		0	0	0	0.0	0.0	1	18	0	1	0
NFL CAREER		37	32	5	0.0	0.0	1	18	0	1	0
w/BUFFALO		0	0	0	0.0	0.0	0	0	0	0	0

2016 GAME-BY-GAME DEFENSIVE STATS (DEFENSIVE LINE)

Shaded rows indicates games started

Date	Game	55 JERRY HUGHES							91 LEGER DOUZABLE							92 ADOLPHUS WASHINGTON												
		TT	UT	AT	Sacks	Yds	Int	Yds TD	FF	FR	TT	UT	AT	Sacks	Yds	Int	Yds TD	FF	FR	TT	UT	AT	Sacks	Yds	Int	Yds TD	FF	FR
S 11	@ BAL	6	5	1	2.0	18.0					2	1	1	1.5	10.5					0	0	0						
S 15	v NYJ	5	3	2						4	1	3								3	1	2						
S 25	v ARI	2	2	0	1.0	6.0				1	1	0								3	1	2						
O 2	@ NE	3	2	1	1.0	14.0				2	0	2								0	0	0						
O 9	@ LA	4	2	2						1	1	0								3	3	0	1.0	9.0				
O 16	v SF	4	3	1						4	3	1								1	1	0	1.0	7.0				
O 23	@ MIA	2	1	1						4	3	1								0	0	0						
O 30	v NE	0	0	0						2	0	2								3	3	0						
N 7	@ SEA	3	3	0	1.0	10.0				0	0	0								0	0	0						
N 20	@ CIN																											
N 27	v JAX																											
D 4	@ OAK																											
D 11	v PIT																											
D 18	v CLE																											
D 24	v MIA																											
J 1	@ NYJ																											
2016 TOTALS		29	21	8	5.0	48.0	0	0	0	1	0	20	10	10	1.5	10.5	0	0	0	13	9	4	2.0	16.0	0	0	0	0
NFL CAREER		226	157	69	35.0	263.5	0	0	0	8	2	136	77	59	6.5	43.0	0	0	0	13	9	4	2.0	16.0	0	0	0	0
w/BUFFALO		177	124	53	30.0	240.5	0	0	0	8	2	20	10	10	1.5	10.5	0	0	0	13	9	4	2.0	16.0	0	0	0	0

Date	Game	94 JEREL WORTHY							95 KYLE WILLIAMS							97 CORBIN BRYANT												
		TT	UT	AT	Sacks	Yds	Int	Yds TD	FF	FR	TT	UT	AT	Sacks	Yds	Int	Yds TD	FF	FR	TT	UT	AT	Sacks	Yds	Int	Yds TD	FF	FR
S 11	@ BAL	2	0	2						4	3	1								3	1	2						
S 15	v NYJ	1	0	1						5	4	1								1	1	0						
S 25	v ARI	1	0	1						4	2	2	1.5	7.5						2	1	1						
O 2	@ NE	0	0	0						3	0	3								2	0	2						
O 9	@ LA	2	2	0						4	3	1								1	1	0						
O 16	v SF	1	1	0						3	2	1								1	1	0						
O 23	@ MIA	0	0	0						4	4	0								1	0	1						
O 30	v NE	--- INACTIVE ---							2	2	0	1.0	7.0						0	0	0							
N 7	@ SEA	1	0	1						4	3	1	1.0	9.0						--- INACTIVE ---								
N 20	@ CIN																											
N 27	v JAX																											
D 4	@ OAK																											
D 11	v PIT																											
D 18	v CLE																											
D 24	v MIA																											
J 1	@ NYJ																											
2016 TOTALS		8	3	5	0.0	0.0	0	0	0	33	23	10	3.5	23.5	0	0	0	0	0	11	5	6	0.0	0.0	0	0	0	0
NFL CAREER		23	14	9	2.5	18.5	0	0	0	1	0	593	364	229	39.0	245.0	1	2	0	84	43	41	2.5	13.0	0	0	0	1
w/BUFFALO		8	3	5	0.0	0.0	0	0	0	0	0	593	364	229	39.0	245.0	1	2	0	84	43	41	2.5	13.0	0	0	0	1

(LG: 2)

Date	Game	99 MARCELL DAREUS								
		TT	UT	AT	Sacks	Yds	Int	Yds TD	FF	FR
S 11	@ BAL	--- NFL SUSPENSION ---								
S 15	v NYJ	--- NFL SUSPENSION ---								
S 25	v ARI	--- NFL SUSPENSION ---								
O 2	@ NE	--- NFL SUSPENSION ---								
O 9	@ LA	--- INACTIVE ---								
O 16	v SF	--- INACTIVE ---								
O 23	@ MIA	--- INACTIVE ---								
O 30	v NE	4	4	0	1.0	5.0				
N 7	@ SEA	--- INACTIVE ---								
N 20	@ CIN									
N 27	v JAX									
D 4	@ OAK									
D 11	v PIT									
D 18	v CLE									
D 24	v MIA									
J 1	@ NYJ									
2016 TOTALS		4	4	0	1.0	5.0	0	0	0	0
NFL CAREER		256	182	75	31.5	191.5	0	0	0	2
w/BUFFALO		256	182	75	31.5	191.5	0	0	0	2

2016 BIG PLAYS

BILLS BIG PLAYS

◀ or ◀◀ Indicates plays on same drive

Date	Game	BILLS 10+ YARD RUSHES			BILLS 20+ YARD PASSES										
		Gain, Player	Qtr.	Drive Result	Gain, Player	Qtr.	Drive Result								
S 11	@ BAL	16, McCoy	2	◀	TD-R	33, Taylor-Clay	2	◀	TD-R						
		13, McCoy	2	◀	TD-R										
S 15	v NYJ	15, Taylor	2	◀	Punt	84t, Taylor-Goodwin	1		TD-P						
		10, McCoy	2	◀	Punt	71t, Taylor-Salas	3		TD-P						
		24, McCoy	4		Downs	28, Taylor-Woods (10)/Goodwin (18)	4		Game						
		10, Taylor	4		TD-R										
S 25	v ARI	49, Taylor	1	◀	FG	24, Taylor-Woods	1	◀◀	TD-R						
		17, McCoy	1	◀	FG	28, Taylor-O'Leary	4		Punt						
		24t, McCoy	1	◀◀	TD-R										
		18, McCoy	2	◀	TD-R										
		10, Taylor	2	◀	TD-R										
		20t, Taylor	3		TD-R										
O 2	@ NE	16, Gillislee	1		TD-R	22, Taylor-Woods	2		Punt						
		14, Taylor	1		FG	23, Taylor-Woods	3		FGA						
		11, Gillislee	2		FG										
O 9	@ LA	15, McCoy	1	◀	TD-P	29, Taylor-Clay	1	◀	TD-P						
		22, Taylor	1	◀	TD-P										
		53, McCoy	2		TD-R										
		17, McCoy	2		FG										
		13, McCoy	3		Punt										
		24, McCoy	4		TD-P										
O 16	v SF	16, McCoy	1		Fumble	20, Taylor-Clay	1		TD-R						
		38, McCoy	2	◀	TD-R	23, Taylor-O'Leary	3	◀	TD-P						
		12t, McCoy	2	◀	TD-R	30t, Taylor-Hunter	3	◀	TD-P						
		22, McCoy	2	◀◀	FG										
		10, Taylor	2	◀◀	FG										
		18, Taylor	2	◀◀	FG										
		12, McCoy	3	◀	TD-P										
		21, Taylor	4	◀◀	TD-R										
		18t, McCoy	4	◀◀	TD-R										
		44t, Gillislee	4		TD-R										
O 23	@ MIA	10t, Taylor	2		TD-R	67t, Taylor-Goodwin	3		TD-P						
		20, Gillislee	3		Punt	25, Taylor-Tate	4		TD-R						
O 30	v NE	28, Gillislee	1	◀	FG	22, Taylor-Felton	1	◀	FG						
		14, Tate	1	◀	FG	25, Taylor-Bush	2		TD-R						
		16, Gillislee	2		FGA	20, Taylor-Woods	3		Downs						
		16, Schmidt	3	◀	TD-R	35, Manuel-Powell	4		TD-R						
		26t, Taylor	3	◀	TD-R										
		17, Taylor	4		Downs										
N 7	@ SEA	11, McCoy	1		TD-P	25, Taylor-Woods	2		FG						
		15, McCoy	2		Punt	29, Taylor-Woods	2		FGA						
		12, McCoy	3		TD-R	25, Taylor-Woods	4		Downs						
		16, Taylor	4		Punt										
43				10+ yard rushes				21				20+ yard passes			

(continued on next page)

2016 BIG PLAYS (cont.)

OPPONENTS BIG PLAYS

◀ or ◀◀ or ◀◀◀ Indicates plays on same drive

Date	Game	OPPONENTS 10+ YARD RUSHES			OPPONENTS 20+ YARD PASSES		
		Gain, Player	Qtr.	Drive Result	Gain, Player	Qtr.	Drive Result
S 11	@ BAL	10, West	2	◀ TD-P	35, Flacco-Perriman	1	FG
		11, Wallace	4	Game	66t, Flacco-Wallace	2	◀ TD-P
S 15	v NYJ	10, Fitzpatrick	1	◀ FG	27, Flacco-Pitta	4	FG
		10, Forte	3	◀◀◀ TD-R	34, Fitzpatrick-Enunwa	1	◀ FG
		11, Forte	3	◀◀◀ TD-R	24, Fitzpatrick-Decker	1	FG
		12t, Forte	4	◀◀ TD-R	37, Fitzpatrick-Marshall	2	TD-R
S 25	v ARI	11, D.Johnson	2	TD-R	21, Fitzpatrick-Enunwa	2	◀◀ TD-P
		13, D.Johnson	3	Fumble	21, Fitzpatrick-Marshall	2	◀◀ TD-P
		22t, D.Johnson	3	TD-R	27, Fitzpatrick-Marshall	4	◀ FG
O 2	@ NE	11, Blount	3	FGA	35, Fitzpatrick-Decker	4	◀ FG
		10, Brissett	3	Punt	27, Fitzpatrick-Decker	4	◀◀ TD-R
		16, Blount	4	Downs	23, Palmer-Ja.,Brown	4	INT
O 9	@ LA	11, D.Johnson	3	INT	25, Palmer-Floyd	4	INT
		12, Gurley	2	TD-R	58, Brissett-Bennett	2	Fumble
		16, Gurley	3	FG	24, Keenum-Gurley	1	FG
O 16	v SF	11, Hyde	2	◀ TD-P	28, Keenum-Britt	1	Fumble
		11, Kaepernick	2	◀◀ FG	31, Keenum-Austin	2	FG
		15, Hyde	2	◀◀ FG	21, Keenum-Kendricks	3	INT
		10, Kaepernick	3	Punt	31, Keenum-Quick	4	◀ FG
		29, Kaepernick	3	Downs	26, Keenum-M.Brown	4	◀ FG
O 23	@ MIA	53t, Kaepernick-T.Smith	2	TD-P	26, Tannehill-Landry	1	Punt
		10, Ajayi	1	◀ FG	21, Tannehill-Landry	3	◀ TD-R
		11, Ajayi	1	◀ FG	66t, Tannehill-Stills	4	TD-P
		12, Ajayi	1	◀ FG			
		11, Ajayi	2	◀◀ FG			
		14, Ajayi	2	◀◀ FG			
		17, Ajayi	2	Half			
		10, Ajayi	3	◀ TD-R			
		13, Tannehill	3	◀ TD-R			
		53, Ajayi	4	Punt			
		14, Ajayi	4	◀ TD-R			
		12, D.Williams	4	◀ TD-R			
O 30	v NE	15, Brady	3	TD-R			
N 7	@ SEA	13, Lockett	1	TD-P			
		32 10+ yard rushes			29 20+ yard passes		

2016 GOAL TO GO

OFFENSE						DEFENSE					
Date	Opponent	#	Qtr.	Result	(pts)	Date	Opponent	#	Qtr.	Result	(pts)
9/11	BAL	1	2	TD	7	9/15	NYJ	1	2	TD	7
9/25	ARZ	2	1	FG	3	9/15	NYJ	2	2	TD	7
9/25	ARZ	3	2	TD	7	9/15	NYJ	3	3	TD	7
10/2	NE	4	1	TD	7	9/25	ARZ	4	2	TD	7
10/9	LA	5	1	TD	7	10/9	LA	5	2	TD	7
10/9	LA	6	2	TD	7	10/9	LA	6	4	FG	3
10/9	LA	7	2	FG	3	10/23	MIA	7	3	TD	7
10/9	LA	8	4	TD	7	10/30	NE	8	3	TD	7
10/16	SF	9	1	TD	7	11/7	SEA	9	1	TD	7
10/16	SF	10	4	TD	7	11/7	SEA	10	2	TD	7
10/23	MIA	11	2	TD	7						
10/23	MIA	12	4	TD	7						
10/30	NE	13	1	FG	3						
10/30	NE	14	2	TD	7						
10/30	NE	15	4	Downs	0						
10/30	NE	16	4	TD	7						
11/7	SEA	17	1	TD	7						
11/7	SEA	18	1	TD	7						
11/7	SEA	19	2	FG	3						
11/7	SEA	20	4	TD	7						
11/7	SEA	21	4	Downs	0						

2016 Breakdown:	21 times inside 15 touchdowns 4 Field Goals	2016 Breakdown:	10 times inside 9 touchdowns 1 Field Goals
Scoring Percentage:	90% (19 of 21)	Scoring Percentage:	100% (10 of 10)
Failed to Score:	10% (2 of 21)	Failed to Score:	N/A
TD Percentage:	71% (15 of 21)	TD Percentage:	90% (9 of 10)
FG Percentage:	19% (4 of 21)	FG Percentage:	10% (1 of 10)

2016 INSIDE THE 20

OFFENSE						DEFENSE					
Date	Opponent	#	Qtr.	Result	(pts)	Date	Opponent	#	Qtr.	Result	(pts)
9/11	BAL	1	2	TD	(7)	9/11	BAL	1	4	FG	(3)
9/15	NYJ	2	4	TD	(7)	9/15	NYJ	2	1	FG	(3)
9/25	ARZ	3	1	FG	(3)	9/15	NYJ	3	1	FG	(3)
9/25	ARZ	4	2	TD	(7)	9/15	NYJ	4	2	TD	(7)
10/2	NE	5	1	TD	(7)	9/15	NYJ	5	2	TD	(7)
10/2	NE	6	2	FG	(7)	9/15	NYJ	6	3	TD	(7)
10/9	LA	7	1	TD	(7)	9/15	NYJ	7	4	FG	(3)
10/9	LA	8	2	TD	(7)	9/15	NYJ	8	4	TD	(7)
10/9	LA	9	2	FG	(3)	9/25	ARZ	9	2	TD	(7)
10/9	LA	10	4	TD	(7)	9/25	ARZ	10	3	FUM	(0)
10/9	LA	11	4	End of Game	(0)	9/25	ARZ	11	4	INT	(0)
10/16	SF	12	1	TD	(7)	10/2	NE	12	2	FUM	(0)
10/16	SF	13	2	TD	(7)	10/9	LA	13	1	FG	(3)
10/16	SF	14	4	TD	(7)	10/9	LA	14	2	FG	(3)
10/16	SF	15	4	TD	(7)	10/9	LA	15	2	TD	(7)
10/23	MIA	16	1	FG	(3)	10/9	LA	16	4	FG	(3)
10/23	MIA	17	2	TD	(7)	10/16	SF	17	1	FG	(3)
10/23	MIA	18	4	TD	(7)	10/16	SF	18	4	Downs	(0)
10/30	NE	19	1	FG	(3)	10/23	MIA	19	1	FG	(3)
10/30	NE	20	2	TD	(7)	10/23	MIA	20	2	FG	(3)
10/30	NE	21	4	Downs	(0)	10/23	MIA	21	3	TD	(7)
10/30	NE	22	4	TD	(7)	10/23	MIA	22	4	TD	(7)
11/7	SEA	23	1	TD	(7)	10/30	NE	23	1	TD	(7)
11/7	SEA	24	1	TD	(7)	10/30	NE	24	3	TD	(7)
11/7	SEA	25	2	FG	(3)	10/30	NE	25	3	TD	(7)
11/7	SEA	26	4	TD	(7)	10/30	NE	26	4	FG	(3)
11/7	SEA	27	4	Downs	(0)	11/7	SEA	27	1	TD	(7)
						11/7	SEA	28	2	TD	(7)
						11/7	SEA	29	2	TD	(7)
						11/7	SEA	30	2	TD	(7)

2016 Breakdown:	27 times inside 18 Touchdowns 6 field goals	2016 Breakdown:	30 times inside 15 touchdowns 11 field goals
Scoring Percentage:	89% (24 of 27)	Scoring Percentage:	87% (26 of 30)
Failed to Score:	11% (3 of 27)	Failed to Score:	13% (4 of 30)
TD Percentage:	67% (18 of 27)	TD Percentage:	50% (15 of 30)
FG Percentage:	22% (6 of 27)	FG Percentage:	37% (11 of 30)

THE LAST TIME...

PUNT RETURNED FOR A TD

By Bills: Marcus Thigpen vs. Green Bay Packers 12/14/14 (75 yards)
By Opponent: Travis Benjamin at Cleveland Browns, 10/3/13 (79 yards)

KICKOFF RETURNED FOR A TD

By Bills: CJ Spiller vs. Miami Dolphins 9/14/14 (102+ yards)
By Opponent: Marcus Thigpen vs. Miami Dolphins, 11/15/12 (96 yards)

INTERCEPTION RETURNED FOR A TD

By Bills: Nickell Robey-Coleman (41 yards) at LA Rams, 10/9/16
By Opponent: Telvin Smith (26 yards) at Jacksonville Jaguars, 10/25/15

AT LEAST TWO INTERCEPTIONS IN A GAME

By Bills: Nickell Robey-Coleman (2) at LA Rams, 10/9/16
By Opponent: Lavonte David (2) at Tampa Bay Buccaneers, 12/8/13

FUMBLE RETURNED FOR A TD

By Bills: Aaron Williams (53 yards) vs Arizona Cardinals, 9/25/16
By Opponent: Chris Clemons (6 yards) at Jacksonville Jaguars,
10/25/15

PUNT BLOCKED

By Bills: Jerry Hughes at Seattle Seahawks, 11/7/16
By Opponent: Chris Clemons at Miami Dolphins, 11/20/11

PUNT BLOCK RETURNED FOR A TD

By Bills: Manny Lawson vs. N.Y. Jets 11/24/14 (in end zone - Boobie Dixon blocked Ryan Quigley's punt)
By Opponent: Lex Hilliard at Miami Dolphins, 11/20/11 (in end zone – Chris Clemons blocked P Brian Moorman's punt)

FIELD GOAL BLOCKED

By Bills: Mario Williams vs. Green Bay Packers, 12/14/14
By Opponent: Joe Haden vs. Cleveland Browns, 11/30/14

FIELD GOAL BLOCK RETURNED FOR TD

By Bills: Cornelius Bennett vs. Denver Broncos, 9/30/90 (80 yards after Nate Odomes blocked David Treadwell's att.)
By Opponent: Lemar Parrish, Cincinnati Bengals, 11/8/70 (83 yards after Ken Riley blocked Grant Guthrie's att.)

EXTRA POINT BLOCKED

By Bills: Alex Carrington at San Diego Chargers, 12/11/11
By Opponent: Cam Thomas at LA, 10/9/16

EXTRA POINT MISSED

By Bills: Missed – Dan Carpenter vs. Arizona Cardinals, 9/25/16 (wide right)
By Opponent: Missed- Nick Novak vs. Houston Texans, 12/6/15 (wide right)

TWO POINT CONVERSION ATTEMPTED and SUCCESSFUL

By Bills: Tyrod Taylor run at Seattle Seahawks, 11/7/16
By Opponent: Ryan Tannehill pass to Jarvis Landry at Miami Dolphins, 10/23/16

TWO POINT CONVERSION FAILED

By Bills: Tyrod Taylor is sacked at Kansas City, 11/29/15
By Opponent: Carson Palmer pass failed vs Arizona Cardinals, 9/25/16

SAFETY RECORDED

By Bills: Ryan Tannehill fumble out of bound in end zone for a Safety vs. Miami Dolphins, 11/8/15
By Opponent: LeSean McCoy tackled in the end zone for a safety vs Arizona Cardinals, 9/25/16

100 YARD INDIVIDUAL RUSHING GAME

By Bills: LeSean McCoy (140) vs San Francisco, 10/16/16
By Opponent: Jay Ajayi, (214 yards) at Miami Dolphins, 10/23/16

THE LAST TIME...

200 YARD INDIVIDUAL RUSHING GAME

By Bills: Fred Jackson (212 yards) vs. Indianapolis Colts, 1/3/10
By Opponent: Jay Ajayi, (214 yards) at Miami Dolphins, 10/23/16

TWO 100 YARD RUSHERS IN THE SAME GAME

By Bills: LeSean McCoy (112) & Karlos Williams (110) vs. Miami Dolphins 11/8/15
By Opponent: Stevan Ridley (106 yards) and Brandon Bolden (137 yards) vs. New England Patriots, 9/30/12

100 YARD INDIVIDUAL RECEIVING GAME

By Bills: Robert Woods (162) at Seattle Seahawks, 11/7/16
By Opponent: Jimmy Graham (103) at Seattle Seahawks, 11/7/16

200 YARD INDIVIDUAL RECEIVING GAME

By Bills: Lee Evans (265 yards) at Houston Texans, 11/19/06
By Opponent: Wes Welker (217 yards) vs. New England Patriots, 9/25/11

TWO 100 YARD RECEIVERS IN THE SAME GAME

By Bills: Steve Johnson (158 yards) and Lee Evans (105 yards) at Baltimore Ravens, 10/24/10
By Opponent: Eric Decker (126) and Brandon Marshall (101) vs New York Jets, 9/15/16

300+ YARD INDIVIDUAL PASSING GAME

By Bills: Kyle Orton (329) at Oakland Raiders, 12/21/14
By Opponent: Tom Brady (315) vs New England Patriots, 10/30/16

FIVE TOUCHDOWNS RUSHING

By Bills: Cookie Gilchrist vs. New York Titans, 12/8/63
By Opponent: Never accomplished

AT LEAST FOUR TOUCHDOWNS RUSHING

By Bills: Willis McGahee at Seattle Seahawks, 11/28/04
By Opponent: Clarence Williams at San Diego Chargers, 9/16/79

AT LEAST THREE TOUCHDOWNS RUSHING

By Bills: LeSean McCoy (3) vs San Francisco, 10/16/16
By Opponent: Matt Forte (3) vs New York Jets, 9/15/16

AT LEAST TWO TOUCHDOWNS RUSHING

By Bills: LeSean McCoy (3) vs San Francisco, 10/16/16
By Opponents: C.J. Anderson (3) at Denver Broncos, 12/7/14

FOUR TD RECEPTIONS

By Bills: Don Beebe vs. Pittsburgh Steelers, 9/8/91
By Opponents: Randy Moss vs. New England Patriots, 11/18/07

AT LEAST THREE TD RECEPTIONS

By Bills: Steve Johnson at Cincinnati Bengals, 11/21/10
By Opponents: Marvin Harrison at Indianapolis Colts, 9/23/01

AT LEAST TWO TD RECEPTIONS

By Bills: Sammy Watkins (2) at Kansas City Chiefs, 11/29/15
By Opponents: R. Gronkowski (2) vs. New England Patriots, 9/20/15

SIX TD PASSES

By Bills: Jim Kelly vs. Pittsburgh Steelers, 9/8/91
By Opponents: Daryle Lamonica at Oakland Raiders, 10/19/69

AT LEAST FIVE TD PASSES

By Bills: Jim Kelly vs. Cincinnati Bengals, 10/21/91
By Opponent: Drew Brees at New Orleans Saints, 10/27/13

THE LAST TIME...

AT LEAST FOUR TD PASSES

By Bills: Kyle Orton (4) at New York Jets, 10/26/14
By Opponent: Tom Brady (4) vs New England Patriots, 10/30/16

AT LEAST THREE TD PASSES

By Bills: Tyrod Taylor (3) vs. New York Jets, 9/15/16
By Opponents: Tom Brady (4) vs New England Patriots, 10/30/16

AT LEAST THREE SACKS

By Bills: (3.0) Lorenzo Alexander at LA Rams, 10/9/16
By Opponent: (3.0) C. Jones vs. New England Patriots, 09/20/15

LAST OVERTIME GAME

By Bills: 9/7/14 at Chicago Bears (23-20) W

WON IN OVERTIME

By Bills: 9/7/14 at Chicago Bears (23-20)
By Opponent: 12/1/13 vs. Atlanta Falcons (31-34)

SHUTOUT RECORDED

By Bills: 10/2/16 at New England Patriots (16-0)
By Opponent: 12/28/08 vs. New England Patriots (13-0)

AT LEAST 200-YARDS RUSHING

By Bills: 312 vs. San Francisco, 10/16/16
By Opponent: 256 at Miami Dolphins, 10/23/16

AT LEAST 300-YARDS RUSHING

By Bills: 312 vs. San Francisco, 10/16/16
By Opponent: 311 at San Francisco, 10/7/12

AT LEAST 400 NET YARDS PASSING

By Bills: 437 at Minnesota Vikings, 9/15/02
By Opponent: 451 vs. New England Patriots, 09/20/15

AT LEAST 300 NET YARDS PASSING

By Bills: 307 vs New York Jets, 9/15/16
By Opponent: 374 vs New York Jets, 9/15/16

AT LEAST 500 TOTAL YARDS

By Bills: 514 at Baltimore Ravens, 10/24/10
By Opponent: 493 vs New York Jets, 9/15/16

AT LEAST 400 TOTAL YARDS

By Bills: 491 vs. San Francisco, 10/16/16
By Opponent: 454 at Miami Dolphins, 10/23/16

50 OR MORE POINTS

By Bills: 54 at Kansas City Chiefs, 11/23/08
By Opponent: 52 vs. New England Patriots, 9/30/12

40 OR MORE POINTS

By Bills: 45 vs San Francisco, 10/16/16
By Opponent: 41 vs New England Patriots, 10/30/16

SCORED A TOUCHDOWN ON OFFENSE, DEFENSE AND SPECIAL TEAMS

By Bills: at Denver Broncos, 12/24/11 (C. Spiller rushing TD, J. Byrd interception return, L. McKelvin punt return)
By Opponent: at Cleveland Browns 10/3/13 (Josh Gordon receiving TD, T.J. Ward interception return, Travis Benjamin punt return TD)

2016 TURNOVER ANALYSIS

OFFENSIVE TURNOVERS

Date	Opponent	Turnover	Yardline	Qtr.	Result (Pts.)
9/15	NYJ	INT	NYJ 13	4	FG (3)
9/25	ARZ	INT	ARZ 10	2	Punt (0)
10/16	SF	Fumble	BUF 36	1	FG (3)
10/16	SF	Fumble	BUF 20	4	Downs (0)
11/7	SEA	INT	SEA 27	3	Punt (0)

DEFENSIVE TURNOVERS

Date	Opponent	Turnover	Yardline	Qtr.	Result (Pts.)
9/11	BAL	Fumble	BAL 47	1	Punt (0)
9/15	NYJ	Fumble	NYJ 33	3	TD (7)
9/25	ARZ	INT	ARZ 30	4	FG (3)
9/25	ARZ	INT	BUF 1	4	Safety (0)
9/25	ARZ	INT	BUF -1	4	Punt (0)
9/25	ARZ	INT	BUF -5	4	End of Game (0)
9/25	ARZ	Fumble	BUF 22	3	TD (7)
10/2	NE	Fumble	BUF 18	2	Punt (0)
10/9	LA	Fumble	BUF 37	1	TD (7)
10/9	LA	INT	LA 41	3	TD (7)
10/9	LA	INT	LA 17	4	End of Game (0)

SPECIAL TEAMS TURNOVERS

Date	Opponent	Turnover	Yardline	Qtr.	Result (Pts.)
10/16	SF	Fumble Recovery	SF 27	1	TD (7)

MISCELLANEOUS TURONVERS

Date	Opponent	Explanation
------	----------	-------------

2016 ETCs

4-5 Regular Season Record
 1-3 In AFC East Games
 0-1 In AFC North Games
 0-0 In AFC South Games
 0-0 In AFC West Games
 3-1 In NFC Games

2-2 At Home
 2-3 On the Road
 4-5 Outdoors
 0-0 In Domed Stadiums
 1-2 On Grass

0-1 In 3-point or less Games
 4-4 When Won Coin Toss
 0-1 When Lost Coin Toss
 2-2 When Scored First
 2-3 When Opp. Scored First
 0-0 In overtime games

4-1 When Yielding 20 Points or Less

4-2 When Scoring 21 Points or More

4-1 When Led at Halftime
 0-4 When Trailing at Halftime
 0-0 When Tied at Halftime

4-1 When Led at the End of 3rd Quarter
 0-4 When Trailing at the End of 3rd Quarter
 0-0 When Tied at the End of 3rd Quarter

3-0 When Buffalo has 100-Yard Rusher

0-2 When Opp. has 100-Yard Rusher

0-2 When Buffalo has 100-Yard Receiver

0-4 When Opp. has 100-Yard Receiver

0-0 When Buffalo has 300-Yard Passer

0-2 When Opp. has 300-Yard Passer

2016 INSTANT REPLAY

Buffalo has challenged 5 plays this season under the NFL's replay system.

Date	Opp.	Explanation	Result
9/11	BAL	Buffalo challenged the runner broke the plane ruling	Upheld
9/15	NYJ	Buffalo challenged the pass completion ruling	Reversed
10/2	NE	Buffalo Challenged the short of the line gain ruling	Reversed
10/30	NE	Buffalo challenged the short of the line to gain ruling	Upheld
11/7	SEA	Buffalo challenged the runner was in bounds ruling	Reversed

REGULAR SEASON WEEK 1 – Bills 7, Ravens 13
September 11, 2016 – M&T Bank Stadium – 71,104

The Buffalo Bills dropped their 2016 regular season-opener, 13-7, to the Baltimore Ravens at M&T Bank Stadium, falling to 0-1 with the loss.

In his return to Baltimore, second-year starting QB Tyrod Taylor completed 68.2% of his pass attempts amongst five pass-catchers. Bills WR Sammy Watkins hauled in four passes for a team-high 43 yards and TE Charles Clay added four receptions for 40 yards and had Buffalo's largest offensive gain of the day with a 33-yard reception.

Running back LeSean McCoy had a game-high 58 rushing yards and scored Buffalo's lone touchdown on a fourth-and-goal situation in the second quarter.

Defensively, LBs Preston Brown and Zach Brown led the way with eight total tackles while CB Ronald Darby added a team-high seven individual tackles.

Jerry Hughes had a two sack performance and free-agent acquisitions LB Lorenzo Alexander (0.5) and DE Leger Douzable (1.5) rounded out Buffalo's fierce four-sack performance.

Leading the way for the Ravens was QB Joe Flacco, who finished the day 23-for-34 passing for 258 yards with one touchdown. Receiver Mike Wallace scored Baltimore's only touchdown of the contest with a 66-yard pass reception in the second quarter and a pair of Justin Tucker field goals provided enough offense to propel the Ravens.

TEAM	1	2	3	4	Final
BILLS	0	7	0	0	7
RAVENS	3	7	0	3	13

TEAM	QTR.	TIME	SCORING PLAY	DRIVE	SCORE
BAL	1	0:35	J.Tucker 50 yd. Field Goal	9-59, 4:47	0-3
BAL	2	10:11	M.Wallace 66 yd. pass from J.Flacco (J.Tucker kick)	6-85, 2:48)	0-10
BUF	2	3:02	L.McCoy 1 yd. run (D.Carpenter kick)	12-75, 7:09	7-10
BAL	4	5:39	J.Tucker 37 yd. Field Goal	13-59, 5:59	7-13

BUF BAL

First Downs	11	18
Rushes-Yards	24-65	28-83
Net Passing Yards	95	225
Total Net Yards	160	308
Passing (A-C-I)	15-22-0	34-23-0
Sacked by Opp.	2-16	4-33
Punts-Average	7-44.7	3-42.7
Fumbles-Lost	0-0	1-1
Penalties	8-89	6-35
Time of Poss.	27:07	32:53

RUSHING

RAVENS: J. Forsett 10-41; T. West 12-32; M. Wallace 1-11; K. Juszczyk 1-2; J. Flacco 4-minus-3

BILLS: L. McCoy 16-58; T. Taylor 5-11; R. Bush 3-minus-4

PASSING

RAVENS: J. Flacco 23-34, 258 yards, 1 TD

BILLS: T. Taylor 15-22, 111 yards

RECEIVING

RAVENS: S. Smith 5-19; M. Wallace 3-91, 1 TD; D. Pitta 3-39; J. Forsett 3-15; K. Juszczyk 2-21; K. Aiken 2-14; T. West 2-6; B. Perriman 1-35; C. Moore 1-13; C. Gillmore 1-5

BILLS: S. Watkins 4-43; R. Woods 4-20; L. McCoy 4-12; C. Clay 2-40; M. Gillislee 1-minus-4

REGULAR SEASON WEEK 2 – Bills 31, Jets 37
September 15, 2016 – New Era Field – 70,256

The Buffalo Bills lost their home opener 37-31 to the New York Jets in the inaugural game at New Era Field, falling to 0-2 on the season with the loss.

Quarterback Tyrod Taylor threw for a career-best 297 yards and three touchdowns, including an 84 yard touchdown pass to WR Marquise Goodwin, a career-long for both players. Goodwin finished the game with his first 100 yard receiving performance, WR Greg Salas scored on a 71 touchdown reception and hauled in a career-high 89 receiving yards and TE Charles Clay added a team-high five receptions.

On the defensive side of the ball, LB Preston Brown recorded a game-high 16 total tackles, LB Zach Brown added eight solo tackles with 14 total tackles and LB Lorenzo Alexander recorded the game's only sack.

Cornerback Nickell Robey-Coleman recovered a fumble forced by Preston Brown and returned it 36 yards for the game's only defensive touchdown.

New York was led by QB Ryan Fitzpatrick, who completed 24 of his 34 passes for 374 yards and one touchdown. Jets WR Eric Decker caught six passes for 126 yards and one touchdown, WR Brandon Marshall recorded six catches for 101 yards and WR Quincy Enunwa chipped in six receptions for 92 yards. On the ground, Matt Forte led the way with 100 yards rushing and three scores.

TEAM	1	2	3	4	Final
BILLS	7	3	14	7	31
JETS	6	14	7	10	37

TEAM	QTR.	TIME	SCORING PLAY	DRIVE	SCORE
NYJ	1	6:41	N.Folk 28 yd. Field Goal	15-65, 8:19	3-0
BUF	1	5:16	M.Goodwin 84 yd. pass from T.Taylor (D.Carpenter kick)	3-82, 1:25	3-7
NYJ	1	0:00	N.Folk 29 yd. Field Goal	9-75, 5:16	6-7
NYJ	2	11:07	M.Forte 1 yd. run (N.Folk kick)	6-66, 2:15	13-7
NYJ	2	3:53	E.Decker 5 yd. pass from R.Fitzpatrick (N.Folk kick)	7-77, 3:54	20-7
BUF	2	0:05	D.Carpenter 39 yd. Field Goal	13-54, 3:48	20-10
BUF	3	14:09	G.Salas 71 yd. pass from T.Taylor (D.Carpenter kick)	3-75, 0:51	20-17
BUF	3	11:15	N.Robey-Coleman 36 yd. fumble return (D.Carpenter kick)	N/A	20-24
NYJ	3	2:12	M.Forte 3 yd. run (N.Folk kick)	12-84, 6:27	27-24
NYJ	4	10:40	N.Folk 36 yd. Field Goal	8-69, 4:12	30-24
NYJ	4	4:02	M.Forte 12 yd. run (N.Folk kick)	5-56, 3:01	37-24
BUF	4	1:17	M.Gillislee 18 yd. pass from T.Taylor (D.Carpenter kick)	10-75, 2:45	37-31

BUF NYJ

First Downs	16	28
Rushes-Yards	19-86	36-123
Net Passing Yards	307	370
Total Net Yards	393	493
Passing (A-C-I)	19-31-1	34-24-0
Sacked by Opp.	0-0	1-4
Punts-Average	3-39.3	2-41.0
Fumbles-Lost	1-0	2-1
Penalties	6-59	7-50
Time of Poss.	20:48	39:12

RUSHING

JETS: M. Forte 30-100; R. Fitzpatrick 5-21; B. Powell 1-2

BILLS: L. McCoy 15-59; T. Taylor 2-25; E. Manuel 2-2

PASSING

JETS: R. Fitzpatrick 24-34, 374 yards, 1 TD

BILLS: T. Taylor 18-30, 297 yards, 3 TDs; E. Manuel 1-1. 10 yards

RECEIVING

JETS: E. Decker 6-126; B. Marshall 6-101; Q. Enunwa 6-92; J. Marshall 3-45; M. Forte 2-9; B. Powell 1-1

BILLS: M. Goodwin 2-112; G. Salas 4-89; L. McCoy 4-31; C. Clay 5-27; S. Watkins 2-20; M. Gillislee 1-18; R. Woods 1-10

REGULAR SEASON WEEK 3 – Bills 33, Cardinals 18
September 25, 2016 – New Era Field – 68,647

The Buffalo Bills used a powerful rushing attack and a stout defensive performance to top the Arizona Cardinals 33-18 at New Era Field, lifting their record to 1-2 on the season.

Running back LeSean McCoy ran for 110 yards on 17 carries, boasting a 6.5 yards per carry average and having his first multi-touchdown game as a Bill. Quarterback Tyrod Taylor provided 76 yards on the ground, including a 20-yard touchdown run and a team-record 49-yard scamper.

Robert Woods was Buffalo's top receiving option on the day with six catches for 51 yards and fellow receiver Walt Powell recorded his first three career catches for 28 yards.

Defensively, Stephon Gilmore notched two interceptions with Corey Graham and Corey White each picking one off themselves. Lorenzo Alexander finished the day with 1.5 sacks, his third consecutive game with a sack, and was joined by, Graham, Kyle Williams, Jerry Hughes and Lerentee McCray in the sack column. Linebacker Zach Brown recorded 12 total tackles with 10 individual stops and White recorded eight solo tackles and nine combination tackles.

Aaron Williams recovered a fumble on special teams and raced it back 53 yards for the score, resulting in Buffalo's second consecutive game with a fumble returned for a touchdown.

Arizona was paced by running back David Johnson, who ran for 83 yards and two touchdowns and recorded 28 through the air. Quarterback Carson Palmer threw for 287 yards, John Brown had a game-high 70 receiving yards and defensive back Patrick Peterson recorded an interception.

TEAM	1	2	3	4	Final
Bills	10	7	13	3	33
Cardinals	0	7	6	5	18

TEAM	QTR.	TIME	SCORING PLAY	DRIVE	SCORE
Bills	1	3:29	D.Carpenter 19 yd. Field Goal	7-77, 3:51	3-0
Bills	1	0:55	L.McCoy 24 yd. run (D.Carpenter kick)	5-53, 1:30	10-0
Bills	2	10:25	L.McCoy 5 yd. run (D.Carpenter kick)	6-52, 2:51	17-0
Cardinals	2	1:05	D.Johnson 4 yd. run (C.Catanzaro kick)	17-84, 9:20	17-7
Bills	3	10:31	T.Taylor 20 yd. run (kick failed, wr)	6-47, 2:49	23-7
Bills	3	2:25	A.Williams 53 yd. fumble return (D.Carpenter kick)	N/A	30-7
Cardinals	3	0:12	D.Johnson 22 yd. run (pass failed)	6-83, 2:13	30-13
Cardinals	4	10:36	C.Catanzaro 60 yd. Field Goal	5-4, 2:19	30-16
Bills	4	4:48	D.Carpenter 45 yd. Field Goal	4-3, 1:42	33-16
Cardinals	4	3:04	L.McCoy tackled in end zone by C.Peters for a Safety	N/A	33-18

BUF ARZ

First Downs	16	25
Rushes-Yards	32-208	22-88
Net Passing Yards	88	260
Total Net Yards	296	348
Passing (A-C-I)	25-14-1	50-26-4
Sacked by Opp.	4-31	5-27
Punts-Average	6-35.3	5-35.6
Fumbles-Lost	3-0	3-1
Penalties	9-75	8-50
Time of Poss.	26:00	34:00

RUSHING

CARDINALS: D. Johnson 19-83; C.

Johnson 2-5; D. Butler 1-0

BILLS: L. McCoy 17-110; T. Taylor 9-76;

M. Gillislee 3-20; J. Williams 3-2

PASSING

CARDINALS: C. Palmer 26-50, 287

yards, 4 INTs

BILLS: T. Taylor 14-15, 119 yards, 1 INT

RECEIVING

CARDINALS: L. Fitzgerald 7-60; Jo.

Brown 6-70; M. Floyd 4-65; Ja. Brown 3-

49; D. Johnson 3-28; D. Fells 2-15; T.

Niklas 1-0

BILLS: R. Woods 6-51; W. Powell 3-28;

L. McCoy 3-6; N. O'Leary 1-28; M.

Goodwin 1-6

REGULAR SEASON WEEK 4 – Bills 16, Patriots 0
October 2, 2016 – Gillette Stadium – 66, 829

The Buffalo Bills recorded their first road shutout in 26 years to defeat the New England Patriots 16-0 at Gillette Stadium. With the win, Buffalo improves its record to 2-2 on the season.

Buffalo's offense was paced by LeSean McCoy's 108 yards of total offense, including a seven-yard touchdown pass from Tyrod Taylor for the game's only touchdown. McCoy finished the game with 70 rushing yards and six receptions for 38 yards.

Taylor completed a season-high 27 passes on a season-high 39 attempts for 246 yards and added 28 yards on the ground while WR Robert Woods led Buffalo with 89 yards on a game-high seven receptions. Tight end Charles Clay chipped in five receptions for 47 yards.

On the defensive side of the ball, LB Zach Brown recorded a career-high 18 tackles, forced two fumbles and added one sack. Linebackers Jerry Hughes and Lorenzo Alexander each contributed sacks to the shutout and both reached 4.0 sacks on the season, good for third in the NFL. Safety Aaron Williams recorded three passes defended and Preston Brown finished with seven total tackles. With the performance, Zach Brown sits first in the league with 52 tackles and Preston Brown is 10th with 37 tackles.

The New England Patriots were led by tight end Martellus Bennett, whose 58 yard reception in the second quarter sparked his five-reception, 109 yard performance. LeGarrette Blount ran for 54 yards, rookie QB completed 63% of his passes for 205 yards and cornerback Logan Ryan set career-highs with 14 individual tackles and 17 total tackles.

TEAM	1	2	3	4	Final
Bills	7	6	3	0	16
Patriots	0	0	0	0	0

TEAM	QTR.	TIME	SCORING PLAY	DRIVE	SCORE
Bills	1	5:31	L.McCoy 7 yd. pass from T.Taylor (D.Carpenter kick)	12-65, 7:11	7-0
Bills	2	14:49	D.Carpenter 34 yd. Field Goal	10-52, 3:58	10-0
Bills	2	7:46	D.Carpenter 43 yd. Field Goal	12-71, 4:40	13-0
Bills	3	0:28	D.Carpenter 44 yd. Field Goal	11-44, 4:27	16-0

BUF NE

First Downs	24	13
Rushes-Yards	32-134	22-90
Net Passing Yards	244	187
Total Net Yards	378	277
Passing (A-C-I)	39-27-0	27-17-0
Sacked by Opp.	2-2	3-18
Punts-Average	4-40.8	6-52.2
Fumbles-Lost	0-0	5-1
Penalties	6-60	9-74
Time of Poss.	36:11	23:49

RUSHING

PATRIOTS: L. Blount 13-54; J. Brissett 4-

23; J. White 4-12; J. Edelman 1-1

BILLS: L. McCoy 19-70; M. Gillislee 6-30;

T. Taylor 5-28; B. Tate 1-4; J. Felton 1-2

PASSING

PATRIOTS: J. Brissett 17-27, 205 yards

BILLS: T. Taylor 27-29, 246 yards, 1 TD

RECEIVING

PATRIOTS: M. Bennett 5-109; J. White

5-50; L. Blount 3-4; B. Bolden 2-15; J.

Edelman 1-16; R. Gronkowski 1-11

BILLS: R. Woods 7-89; L. McCoy 6-38,

C. Clay 5-47; W. Powell 4-22, N. O'Leary

2-20; M. Gillislee 1-13; M. Goodwin 1-12;

J. Felton 1-5

REGULAR SEASON WEEK 5 – Bills 30, Rams 19
October 9, 2016 – LA Coliseum – 83,679

The Buffalo Bills won their third consecutive game by downing the Los Angeles Rams 30-19 in their first game in Los Angeles since 1983. With the win, Buffalo rises to 3-2 on the season.

Running back LeSean McCoy rushed averaged 8.3 yards per carry and totaled 150 yards on the ground, his highest output in two years. Quarterback Tyrod Taylor threw for a pair of touchdowns and added 28 yards on the ground and running back Mike Gillislee scored on a five yard rush. Tight end Charles Clay had his most efficient game of the year with five receptions for 73 yards.

On the defensive side of the ball, LB Lorenzo Alexander notched 3.0 sacks to extend his sack streak to five games and push his total to an NFL-high 7.0 sacks. In his return to the stadium where he starred at USC, CB Nickell Robey-Coleman recorded two interceptions and took one back 41 yards for a touchdown. Rookie DT Adolphus Washington added his first career sack on the day as well.

Leading the way for the Rams was RB Todd Gurley, who totaled a season-high 108 total yards and one touchdown. Quarterback Case Keenum threw for 271 yards, WR Tavon Austin caught seven passes for 59 yards and added 26 yards on the ground and WR Kenny Britt recorded a game-high 75 receiving yards.

TEAM	1	2	3	4	Final
BILLS	7	9	7	7	30
RAMS	3	10	3	3	19

TEAM	QTR.	TIME	SCORING PLAY	DRIVE	SCORE
Rams	1	9:31	G.Zuerlein 37 yd. Field Goal	12-60, 5:29	0-3
Bills	1	2:22	J.Hunter 4 yd. pass from T.Taylor (D.Carpenter kick)	12-76, 7:09	7-3
Bills	2	13:59	M.Gillislee 5 yd. run (kick blocked)	2-63, 1:01	13-3
Rams	2	7:46	G.Zuerlein 32 yd. Field Goal	5-52, 2:33	13-6
Rams	2	1:56	T.Gurley 1 yd. run (G.Zuerlein kick)	8-64, 4:39	13-13
Bills	2	0:00	D.Carpenter 23 yd. Field Goal	10-70, 1:56	16-13
Rams	3	8:05	G.Zuerlein 54 yd. Field Goal	9-48, 5:13	16-16
Bills	3	3:54	N.Robey-Coleman 41 yd. interception return (D.Carpenter kick)	N/A	23-16
Rams	4	5:51	G.Zuerlein 22 yd. Field Goal	13-89, 8:16	23-19
Bills	4	2:37	M.Goodwin 6 yd. pass from T.Taylor (D.Carpenter kick)	3-25, 1:04	30-19

BUF LA

First Downs	15	23
Rushes-Yards	27-193	29-102
Net Passing Yards	112	243
Total Net Yards	305	345
Passing (A-C-I)	23-12-0	31-21-2
Sacked by Opp.	2-12	4-28
Punts-Average	6-46.0	2-54.5
Fumbles-Lost	1-0	2-1
Penalties	7-60	6-40
Time of Poss.	24:26	35:34

RUSHING

RAMS: T. Gurley 23-72; T. Austin 3-26; M. Brown 2-2; B. Marquez 1-2
BILLS: L. McCoy 18-150; T. Taylor 5-28; M. Gillislee 2-6; J. Felton 1-6; R. Bush 1-3

PASSING

RAMS: C. Keenum 21-31, 271 yards, 2 INT
BILLS: T. Taylor 12-23, 124 yards, 2 TDs

RECEIVING

RAMS: T. Austin 7-59; K. Britt 5-75; B. Quick 3-51; T. Gurley 3-36; L. Kendricks 2-24; M. Brown 1-26
BILLS: C. Clay 5-73; R. Woods 2-26; M. Goodwin 2-13; L. McCoy 2-8, J. Hunter 1-4

REGULAR SEASON WEEK 6 – Bills 45, 49ers 16
October 16, 2016 – New Era Field – 70,003

The Buffalo Bills used a 312 yard rushing performance to gash the San Francisco 49ers 45-16 at New Era Field. With 491 yards of total offense, their most since the 2010 season, the Bills have won four games in a row for the first time since ripping off four straight to open the 2008 season.

Running back LeSean McCoy ran for 140 yards and three touchdowns on 19 carries, his fourth straight game with over 100 yards from scrimmage. McCoy became the third running back to rush for 140 yards and three touchdowns on under 20 carries since entering the league in 2009. With his week six performance, McCoy now leads the AFC in rushing.

Quarterback Tyrod Taylor tossed two touchdowns and added 68 yards on the ground to push his season total to 236, the highest rushing total in the league amongst quarterbacks. Running back Mike Gillislee chipped in 60 yards and a touchdown on the ground, WR Robert Woods caught his first touchdown of the season and WR Justin Hunter caught his second touchdown in as many games since debuting with Buffalo.

Defensively, LB Preston Brown led the way with nine tackles, rookie DE Adolphus Washington recorded a sack for the second straight game and LB Lorenzo Alexander became the first Bills linebacker to ever have a six-game sack streak while pushing his season total to 8.0 on the year, the most in the NFL. Defensive back Nickell Robey-Coleman forced a special teams fumble to account for his third turnover in two weeks.

For the 49ers, QB Colin Kaepernick threw for 187 yards and a touchdown while adding 66 yards on the ground in his season debut. Wide receiver Torrey Smith recorded a game-high 76 receiving yards and LB Nick Bellore led the game with 12 tackles and forced a fumble.

TEAM	1	2	3	4	Final
BILLS	7	10	7	21	45
49ers	3	10	0	3	16

TEAM	QTR.	TIME	SCORING PLAY	DRIVE	SCORE
49ers	1	5:43	P.Dawson 33 yd. Field Goal	7-13, 3:53	0-3
BILLS	1	0:14	L.McCoy 4 yd. run (D.Carpenter kick)	11-75, 5:29	7-3
49ers	2	13:56	T.Smith 53 yd. pass from C.Kaepernick (P.Dawson kick)	4-75, 1:18	7-10
BILLS	2	10:18	L.McCoy 12 yd. run (D.Carpenter kick)	7-75, 3:38	14-10
49ers	2	5:54	P.Dawson 48 yd. Field Goal	9-59, 4:24	14-13
BILLS	2	0:21	D.Carpenter 40 yd. Field Goal	14-53, 5:33	17-13
BILLS	3	2:34	J.Hunter 30 yd. pass from T.Taylor (D.Carpenter kick)	4-60, 1:55	24-13
49ers	4	14:48	P.Dawson 47 yd. Field Goal	8-46, 2:46	24-16
BILLS	4	10:53	L.McCoy 18 yd. run (D.Carpenter kick)	8-75, 3:55	31-16
BILLS	4	10:32	R.Woods 5 yd. pass from T.Taylor (D.Carpenter kick)	1-27, 0:11	38-16
BILLS	4	5:34	M.Gillislee 44 yd. run (D.Carpenter kick)	7-73, 3:25	45-16

BUF SF

First Downs	29	16
Rushes-Yards	44-312	28-133
Net Passing Yards	179	167
Total Net Yards	491	300
Passing (A-C-I)	28-17-0	29-13-0
Sacked by Opp.	3-0	3-20
Punts-Average	3-50.7	5-41.8
Fumbles-Lost	3-2	2-1
Penalties	7-71	6-52
Time of Poss.	35:11	24:49

RUSHING

49ers: C. Kaepernick 8-66; C. Hyde 14-52; M. Davis 5-13; S. Draughn 1-2
BILLS: L. McCoy 19-140; T. Taylor 8-68; M. Gillislee 6-60; J. Williams 5-21; E. Manuel 3-11; R. Bush 2-6; R. Woods 1-6

PASSING

49ers: C. Kaepernick 13-29, 187 yards, 1 TD
BILLS: T. Taylor 17-26, 179 yards, 2 TDs; E. Manuel 0-2, 0 yards

RECEIVING

49ers: T. Smith 3-76; Q. Patton 4-52; V. McDonald 2-25; R. Streater 1-16; J. Kerley 2-12; M. Davis 1-6
BILLS: C. Clay 5-52; R. Woods 5-44; J. Hunter 1-30; N. O'Leary 2-29; M. Goodwin 2-22; L. McCoy 1-2

REGULAR SEASON WEEK 7 – Bills 25, Dolphins 28
October 23, 2016 – Hard Rock Stadium – 65,658

The Buffalo Bills were unable to win their fifth straight game, losing a close contest to the Miami Dolphins, 28-25, at Hard Rock Stadium. With the result, Buffalo slips to 4-3 on the season.

Quarterback Tyrod Taylor threw for 221 yards and a touchdown and added 35 yards and a score on the ground, his fourth career game with a touchdown on the air and ground. Receiver Marquise Goodwin caught four passes for 93 yards and a 67 yard touchdown and RB Reggie Bush added his first Bills touchdown in the fourth quarter.

Defensively, LB Lorenzo Alexander extended his sack streak to seven games and upped his NFL-high total to 9.0 on the year. Defensive back Ronald Darby added a game-high eight solo tackles and safety Corey Graham added three passes defended.

Wide receiver Brandon Tate added 71 total return yards and 31 yards receiving.

Running back Jay Ajayi led the Dolphins with 214 yards rushing and one score. Kenny Stills added five catches for 100 yards, including a 66-yard receiving touchdown, and WR Jarvis Landry had 78 yards through the air. Cameron Wake had a game-high 1.5 sacks for the Dolphins, who had four total as a team.

TEAM	1	2	3	4	Final
BILLS	3	7	7	8	25
DOLPHINS	3	3	8	14	28

TEAM	QTR.	TIME	SCORING PLAY	DRIVE	SCORE
Dolphins	1	7:28	A.Franks 36 yd. Field Goal	15-64, 7:32	0-3
Bills	1	0:49	D.Carpenter 29 yd. Field Goal	6-20, 1:59	3-3
Bills	2	11:47	T.Taylor 10 yd. run (D.Carpenter kick)	7-40, 2:50	10-3
Dolphins	2	3:47	A.Franks 33 yd. Field Goal	12-58, 8:00	10-6
Bills	3	5:51	M.Goodwin 67 yd. pass from T.Taylor (D.Carpenter kick)	1-67, 0:09	17-6
Dolphins	3	0:18	J.Ajayi 4 yd. run (R.Tannehill-J.Landry pass)	10-75, 5:33	17-14
Dolphins	4	3:56	D.Williams 12 yd. run (A.Franks kick)	6-64, 3:49	17-21
Dolphins	4	2:24	K.Stills 66 yd. pass from R.Tannehill (A.Franks kick)	3-70, 1:03	17-28
Bills	4	0:14	R.Bush 1 yd. run (T.Taylor-R.Bush pass)	13-75, 2:10	25-28

BUF MIA

First Downs	16	26
Rushes-Yards	22-67	41-256
Net Passing Yards	200	198
Total Net Yards	267	454
Passing (A-C-I)	28-14-0	25-15-0
Sacked by Opp.	4-21	1-6
Punts-Average	7-41.1	5-25.0
Fumbles-Lost	0-0	0-0
Penalties	6-45	13-116
Time of Poss.	22:58	37:02

RUSHING

DOLPHINS: J. Ajayi 28-214; R. Tannehill 6-21; D. Williams 4-16; A. Foster 3-5
BILLS: T. Taylor 7-35; M. Gillislee 5-20; L. McCoy 8-11; R. Bush; J. Felton

PASSING

DOLPHINS: R. Tannehill 15-25, 204, 1 TD
BILLS: T. Taylor 14-28, 221, 1 TD

RECEIVING

DOLPHINS: K. Stills 5-100; J. Landry 5-78; D. Parker 3-20; A. Foster 1-4; J. Ajayi 1-2
BILLS: M. Goodwin 4-93; B. Tate 2-31; C. Clay 2-29; J. Hunter 2-25; W. Powell 2-23; R. Bush 1-13; N. O'Leary 1-7

REGULAR SEASON WEEK 8 – Bills 25, Patriots 41
October 30, 2016 – New Era Field – 70,442

The Buffalo Bills were defeated by the New England Patriots, 41-25, at New Era Field to fall to 4-4 at the midway point of the season.

Running back Mike Gillislee ran for a season-high 85 rushing yards to pace a 167 yard rushing performance for the Bills, which included four rushers having a carry of over 10 yards. Quarterback Tyrod Taylor threw for 183 yards and added a career-long touchdown run of 26 yards. Wide-out Walter Powell had a career-high 59 receiving yards and RB Reggie Bush added a season-high 94 all-purpose yards for the Bills.

On the defensive side of the ball, LB Zach Brown added 11 tackles to push his season-total an NFL-high 87, 13 more than the next best tackler. Rookie Shaq Lawson added his first career sack in his first home game, LB Preston Brown contributed his first career sack, DT Marcell Dareus added a sack in his first game of the year and LB Zach Brown and DT Kyle Williams had sacks to lead the Buffalo defense.

New England was anchored by Tom Brady's 315 passing yards and four touchdowns on the day. Tight end Rob Gronkowski caught five passes for 109 yards and a touchdown, WR Chris Hogan hauled in four passes for 91 yards and a score and DE Trey Flowers chipped in a game-high two sacks for the winning side.

TEAM	1	2	3	4	Final
BILLS	3	7	7	8	25
PATRIOTS	14	10	14	3	41

TEAM	QTR.	TIME	SCORING PLAY	DRIVE	SCORE
Bills	1	11:05	D.Carpenter 23 yd. Field Goal	10-70, 3:55	3-0
Patriots	1	4:35	D.Amendola 9 yd. pass from T.Brady (S.Gostkowski kick)	14-70, 6:30	3-7
Patriots	1	1:33	C.Hogan 53 yd. pass from T.Brady (S.Gostkowski kick)	3-45, 2:08	3-14
Bills	2	6:26	M.Gillislee 3 yd. run (D.Carpenter kick)	5-59, 2:14	10-14
Patriots	2	4:18	R.Gronkowski 53 yd. pass from T.Brady (S.Gostkowski kick)	4-79, 2:08	10-21
Patriots	2	0:00	S.Gostkowski 51 yd. Field Goal	5-28, 0:27	10-24
Patriots	3	14:00	J.Edelman 12 yd. pass from T.Brady (S.Gostkowski kick)	2-24, 1:00	10-31
Bills	3	7:57	T.Taylor 26 yd. run (D.Carpenter kick)	13-75, 6:03	17-31
Patriots	3	3:05	L.Blount 1 yd. run (S.Gostkowski kick)	12-75, 4:52	17-38
Patriots	4	7:06	S.Gostkowski 32 yd. Field Goal	13-76, 7:49	17-41
Bills	4	0:30	J.Williams 1 yd. run (E.Manuel-N.O'Leary pass)	6-66, 1:56	25-41

BUF NE

First Downs	25	23
Rushes-Yards	26-167	23-72
Net Passing Yards	209	285
Total Net Yards	376	357
Passing (A-C-I)	40-20-0	33-22-0
Sacked by Opp.	2-9	5-30
Punts-Average	3-43.7	3-44.7
Fumbles-Lost	2-0	1-0
Penalties	12-84	10-116
Time of Poss.	30:09	29:51

RUSHING

PATRIOTS: L. Blount 18-43; J. White 2-15; T. Brady 1-15; J. Edelman 1-0; J. Garoppolo 1-minus-1
BILLS: M. Gillislee 12-85; T. Taylor 5-48; C. Schmidt 1-16; B. Tate 1-14; J. Williams 5-12; R. Bush 2-minus-8

PASSING

PATRIOTS: T. Brady 22-33, 315 yards, 4 TD's
BILLS: T. Taylor 19-38, 183 yards; E. Manuel 1-2, 35 yards

RECEIVING

PATRIOTS: R. Gronkowski 5-109, C. Hogan 4-91, J. Edelman 4-37, M. Bennett 4-35, D. Amendola 3-29, J. White 2-14
BILLS: W. Powell 3-59, R. Woods 4-50, R. Bush 2-34, J. Felton 2-26, B. Tate 2-17, N. O'Leary 1-10, M. Gillislee 3-9, J. Hunter 1-7, C. Clay 1-6

REGULAR SEASON WEEK 9 – Bills 25, Seahawks 31
November 7, 2016 – CenturyLink Field – 69,084

The Buffalo Bills dropped a tightly contested match versus the Seattle Seahawks on their only Monday Night Football appearance of the season, losing 31-25 on the road. With the loss, the Bills head into the bye week at 4-5.

Buffalo racked up 425 total net yards of offense and scored on their first play from scrimmage for the first time since the 1998 season. LeSean McCoy paced a 162-yard team rushing performance with a game-high 85 yards, QB Tyrod Taylor added 43 yards and a touchdown on the ground and RB Mike Gillislee had 32 yards rushing and a score for the Bills. McCoy also chipped in 35 receiving yards to finish the day with over 100 yards from scrimmage.

Taylor threw for 289 yards, his second highest total ever, and a touchdown to WR Justin Hunter, who is tied with WR Marquise Goodwin with a team-high three TDs on the season. Robert Woods caught a career-high 10 passes for a career-high 162 yards and Goodwin racked up 43 receiving yards of his own.

On the other side of the line of scrimmage, LB Lorenzo Alexander notched his NFL-leading 10th sack of the season, DT Kyle Williams added a sack, rookie DE Shaq Lawson had a sack for his second consecutive game and LB Jerry Hughes registered a sack and blocked punt on the day.

Seattle was led by QB Russell Wilson, who completed 77% of his passes for 282 yards and two touchdowns. Tight end Jimmy Graham recorded eight catches for 103 yards and two TDs, WR Doug Baldwin caught six passes for 89 yards and LB Bobby Wagner was responsible for 16 tackles and 0.5 sacks.

TEAM	1	2	3	4	Final
BILLS	14	3	0	8	25
SEAHAWKS	7	21	0	3	31

TEAM	QTR.	TIME	SCORING PLAY	DRIVE	SCORE
Bills	1	13:32	T.Taylor 3 yd. run (D.Carpenter kick)	1-3, 0:04	7-0
Seahawks	1	12:21	R.Wilson 3 yd. run (S.Hauschka kick)	3-58, 1:11	7-7
Bills	1	2:21	J.Hunter 5 yd. pass from T.Taylor (D.Carpenter kick)	17-75, 10:00	14-7
Seahawks	2	14:54	J.Graham 17 yd. pass from R.Wilson (S.Hauschka kick)	5-65, 2:27	14-14
Bills	2	9:32	D.Carpenter 31 yd. Field Goal	12-62, 5:22	17-14
Seahawks	2	4:29	C.Michael 3 yd. run (S.Hauschka kick)	3-40, 1:42	17-21
Seahawks	2	1:00	J.Graham 18 yd. pass from R.Wilson (S.Hauschka kick)	6-68, 1:19	17-28
Bills	4	14:26	M.Gillislee 1 yd. run (T.Taylor run)	13-82, 6:49	25-28
Seahawks	4	9:49	S.Hauschka 49 yd. Field Goal	8-44, 4:37	25-31

	BUF	SEA
First Downs	30	19
Rushes-Yards	38-162	12-33
Net Passing Yards	263	245
Total Net Yards	425	278
Passing (A-C-I)	27-39-1	20-26-0
Sacked by Opp.	5-26	4-37
Punts-Average	3-32.7	4-35.5
Fumbles-Lost	0-0	0-0
Penalties	11-115	10-75
Time of Poss.	40:17	19:43

RUSHING

SEAHAWKS: T. Lockett 1-13; R. Wilson 3-10; C. Proise 3-9; C. Michael 5-1

BILLS: L. McCoy 21-85; T. Taylor 8-43; M. Gillislee 8-32; J. Felton 1-2

PASSING

SEAHAWKS: R. Wilson 20-26, 282 yards, 2 TDs

BILLS: T. Taylor 27-38, 289 yards, 1 TD, 1 INT

RECEIVING

SEAHAWKS: J. Graham 8-103; D.

Baldwin 6-89; J. Kears 2-36; T. Lockett 1-17; B. Williams 1-16; P. Richardson 1-15; C. Proise 1-6

BILLS: R. Woods 10-162; M. Goodwin 4-43; L. McCoy 4-35; R. Bush 2-22; C. Clay 3-9; W. Powell 1-9; J. Hunter 1-5; M. Gillislee 2-6

Valles, Max	0/0	PS	PS	PS	PS	PS	PS	PS	PS	PS	PS
Washington, Adolphus	9/6	DE	DE	DE	DE	DE	P	DE	P	P	P
Washington, Corey	0/0	---	---	---	---	PS	PS	PS	---	---	---
Watkins, Sammy	2/2	WR	WR	IL	R	R	R	R	R	R	R
White, Corey	8/1	P	P	CB	P	IL	P	P	P	P	P
Wilder Jr., James	0/0	R	R	R	R	R	R	R	R	R	R
Williams, Aaron	7/4	P	P	S	S	S	S	S	IL	R	R
Williams, Duke	9/2	S	S	P	P	P	P	P	P	P	P
Williams, Jonathan	4/0	IL	IL	P	DNP	IL	P	IL	P	P	P
Williams, Kyle	9/9	DT	DT	DT	DT	DT	DT	DT	DT	DT	DT
Wood, Eric	9/9	C	C	C	C	C	C	C	C	C	C
Woods, Robert	8/7	WR	WR	WR	WR	WR	WR	IL	P	P	WR
Worthy, Jerel	8/0	P	P	P	P	P	P	P	IL	P	P

**LEGEND:
List**

P - Played DNP - Did Not Play IR - Injured Reserve DNR – Did Not Report X – Roster Exempt

**PS - Practice Squad IL - Inactive List R – Reserve PSI – Practice Squad Injured
SUS-Suspended PUP – Physically Unable to Perform NFI – Non-Football Injury(---) = Not on**

Team

DNR – Did Not Report

OFFENSE	Buff.
GAMES (Won-Lost)	4-5
FIRST DOWNS	182
Rushing	76
Passing	86
Penalty	20
YDS GAINED (tot)	3093
Avg per Game	343.7
RUSHING (net)	1395
Avg per Game	155.0
Rushes	264
Yards per Rush	5.3
PASSING (net)	1698
Avg per Game	188.7
Passes Att.	274
Completed	164
Pct Completed	59.9
Yards Gained	1814
Sacked	24
Yards Lost	116
Had intercepted	3
Yards Opp Ret	31
Opp TDs on Int	0
PUNTS	41
Avg Yards	42.6
PUNT RETURNS	15
Avg Return	9.7
Returned for TD	0
KICKOFF RETURNS	20
Avg Return	20.5
Returned for TD	0
PENALTIES	72
Yards Penalized	658
FUMBLES BY	10
Fumbles Lost	2
Opp Fumbles	16
Opp Fum Lost	6
POSS. TIME (avg)	29:14
TOUCHDOWNS	29
Rushing	16
Passing	10
Returns	3
EXTRA-PT KICKS	24/26
2-PT CONVERSIONS	3/3
FIELD GOALS/FGA	11/15
POINTS SCORED	237

DEFENSE	Buff.
POINTS ALLOWED	203
OPP FIRST DOWNS	191
Rushing	57
Passing	111
Penalty	23
OPP YARDS GAINED	3160
Avg per Game	351.1
OPP RUSHING(net)	980
Avg per Game	108.9
Rushes	241
Yards per Rush	4.1
OPP PASSING(net)	2180
Avg per Game	242.2
Passes Att.	288
Completed	180
Pct Completed	62.5

Sacked	30
Yards Lost	203
INTERCEPTED BY	6
Yards Returned	92
Returned for TD	1
OPP PUNT RETURNS	19
Avg return	5.2
OPP KICKOFF RET	29
Avg return	20.6
OPP TOUCHDOWNS	21
Rushing	11
Passing	10
Returns	0

WEEK 10 / THROUGH MONDAY, NOVEMBER 14, 2016

TEAM RANKINGS

American Football Conference

Offense Defense

Total Rush Pass Total Rush Pass

Buff.	8	1	15	6	7	6
-------	---	---	----	---	---	---

National Football League

Offense Defense

Total Rush Pass Total Rush Pass

Buff.	18	2	31	14	20	11
-------	----	---	----	----	----	----

T = Tied for position

* = League Leader

WEEK 10 / THROUGH MONDAY, NOVEMBER 14, 2016

AFC / TEAM/OFFENSE RANK

Tm	(A)	(B)	(C)	(D)	(E)	(F)	(G)	(H)	(I)	(J)	(K)	(L)	(M)	(N)	(O)	(P)	(Q)
BUF	8	8	1	1	15	14	4	14	8t	6	5	7	13	16	14	6	13

AFC / OPPONENT/DEFENSE RANK

Tm	(A)	(B)	(C)	(D)	(E)	(F)	(G)	(H)	(I)	(J)	(K)	(L)	(M)	(N)	(O)	(P)	(Q)	(R)	(S)
BUF	6	10	7	4	6	12	9	1	12t	8	3	2	6	2	3	6	14t	4	9

- (A) Total Yards per Game
- (B) Yards per Play
- (C) Rushing Yards per Game
- (D) Rushing Yards per Attempt
- (E) Passing Net Yards per Game
- (F) Passing Net Yards per Play
- (G) Passing, Percent Had Intercepted
- (H) Sacks per Pass Play
- (I) First Downs per Game
- (J) Third Down Efficiency
- (K) Fourth Down Efficiency
- (L) Punt Return Average
- (M) Kickoff Return Average
- (N) Gross Punting Average
- (O) Net Punting Average
- (P) Points per Game
- (Q) Field Goal Percentage
- (R) Points per Game Differential
- (S) Net Yards per Game Differential

WEEK 10 / THROUGH MONDAY, NOVEMBER 14, 2016

NFL / TEAM/OFFENSE RANK

Tm	(A)	(B)	(C)	(D)	(E)	(F)	(G)	(H)	(I)	(J)	(K)	(L)	(M)	(N)	(O)	(P)	(Q)
BUF	18	15	2	1	31	29	7	30	17t	14	11	16	24t	31	26	9	28

- (A) Total Yards per Game
- (B) Yards per Play
- (C) Rushing Yards per Game
- (D) Rushing Yards per Attempt
- (E) Passing Net Yards per Game
- (F) Passing Net Yards per Play
- (G) Passing, Percent Had Intercepted
- (H) Sacks per Pass Play
- (I) First Downs per Game
- (J) Third Down Efficiency
- (K) Fourth Down Efficiency
- (L) Punt Return Average
- (M) Kickoff Return Average
- (N) Gross Punting Average
- (O) Net Punting Average
- (P) Points per Game
- (Q) Field Goal Percentage

WEEK 10 / THROUGH MONDAY, NOVEMBER 14, 2016**NFL / OPPONENT/DEFENSE RANK**

Tm	(A)	(B)	(C)	(D)	(E)	(F)	(G)	(H)	(I)	(J)	(K)	(L)	(M)	(N)	(O)	(P)	(Q)	(R)	(S)
BUF	14	19	20	12	11	24	17	1	21t	12t	4	4	12	3	4	13	29t	8	20

- (A) Total Yards per Game
- (B) Yards per Play
- (C) Rushing Yards per Game
- (D) Rushing Yards per Attempt
- (E) Passing Net Yards per Game
- (F) Passing Net Yards per Play
- (G) Passing, Percent Had Intercepted
- (H) Sacks per Pass Play
- (I) First Downs per Game
- (J) Third Down Efficiency
- (K) Fourth Down Efficiency
- (L) Punt Return Average
- (M) Kickoff Return Average
- (N) Gross Punting Average
- (O) Net Punting Average
- (P) Points per Game
- (Q) Field Goal Percentage
- (R) Points per Game Differential
- (S) Net Yards per Game Differential

WEEK 10 / THROUGH MONDAY, NOVEMBER 14, 2016**AFC / TOTAL OFFENSE**

Rank	Team	Total Rushing	Passing	Total Rushing	Passing
8)	Buffalo	3093	1395	1698	343.7 155.0 188.7

AFC / TOTAL DEFENSE

Rank	Team	Total Rushing	Passing	Total Rushing	Passing
6)	Buffalo	3160	980	2180	351.1 108.9 242.2

WEEK 10 / THROUGH MONDAY, NOVEMBER 14, 2016

NFL / TOTAL OFFENSE

Rank	Team	Total Rushing	Passing	Total Rushing	Passing
18)	Buffalo	3093	1395	1698	343.7 155.0 188.7

NFL / TOTAL DEFENSE

Rank	Team	Total Rushing	Passing	Total Rushing	Passing
14)	Buffalo	3160	980	2180	351.1 108.9 242.2

WEEK 10 / THROUGH MONDAY, NOVEMBER 14, 2016

AFC / TAKE-AWAYS, GIVE-AWAYS

Rank	Team	TAKE-AWAYS			GIVE-AWAYS			Net Diff
		Int	Fum	Total	Int	Fum	Total	
3)	Buffalo	6	6	12	3	2	5	= +7

NFL / TAKE-AWAYS, GIVE-AWAYS

Rank	Team	TAKE-AWAYS			GIVE-AWAYS			Net Diff
		Int	Fum	Total	Int	Fum	Total	
4)	Buffalo	6	6	12	3	2	5	= +7

WEEK 10 / THROUGH MONDAY, NOVEMBER 14, 2016

AFC / TEAM/OFFENSE INSIDE THE 20

Rank	Team	Poss	Pts	TD	TD%	FG	Score	Score%
5)	Buffalo	27	146	18	66.7	6	24	88.9

AFC / OPPONENTS/DEFENSE INSIDE THE 20

Rank	Team	Poss	Pts	TD	TD%	FG	Score	Score%
2)	Buffalo	30	139	15	50.0	11	26	86.7

WEEK 10 / THROUGH MONDAY, NOVEMBER 14, 2016

NFL / TEAM/OFFENSE INSIDE THE 20

Rank	Team	Poss	Pts	TD	TD%	FG	Score	Score%
7)	Buffalo	27	146	18	66.7	6	24	88.9

NFL / OPPONENTS/DEFENSE INSIDE THE 20

Rank	Team	Poss	Pts	TD	TD%	FG	Score	Score%
6t)	Buffalo	30	139	15	50.0	11	26	86.7

WEEK 10 / THROUGH MONDAY, NOVEMBER 14, 2016

AFC / OFFENSE/TEAMS: FIRST DOWNS, THIRD DOWNS, FOURTH DOWNS

Rank	Team	FIRST DOWNS				THIRD DOWNS			FOURTH DOWNS		
		Total	Rush	Pass	Pen	Made	Att	Pct	Made	Att	Pct
8t)	Buffalo	182	76	86	20	48	119	40.3	5	9	55.6

AFC / DEFENSE/OPPONENTS: FIRST DOWNS, THIRD DOWNS, FOURTH DOWNS

Rank	Team	FIRST DOWNS				THIRD DOWNS			FOURTH DOWNS		
		Total	Rush	Pass	Pen	Made	Att	Pct	Made	Att	Pct
12t)	Buffalo	191	57	111	23	43	112	38.4	2	9	22.2

WEEK 10 / THROUGH MONDAY, NOVEMBER 14, 2016

NFL / OFFENSE/TEAMS: FIRST DOWNS, THIRD DOWNS, FOURTH DOWNS

Rank	Team	FIRST DOWNS				THIRD DOWNS			FOURTH DOWNS		
		Total	Rush	Pass	Pen	Made	Att	Pct	Made	Att	Pct
17t)	Buffalo	182	76	86	20	48	119	40.3	5	9	55.6

NFL / DEFENSE/OPPONENTS: FIRST DOWNS, THIRD DOWNS, FOURTH DOWNS

Rank	Team	FIRST DOWNS				THIRD DOWNS			FOURTH DOWNS		
		Total	Rush	Pass	Pen	Made	Att	Pct	Made	Att	Pct
21t)	Buffalo	191	57	111	23	43	112	38.4	2	9	22.2

WEEK 10 / THROUGH MONDAY, NOVEMBER 14, 2016

AFC / FIRST-DOWN PLAYS BY TEAMS

Rank	Team	Yds/Play	Plays	Yards
8)	Buffalo	5.39	246	1325

AFC / FIRST-DOWN PLAYS BY OPPONENTS

Rank	Team	Yds/Play	Plays	Yards
13)	Buffalo	5.76	259	1492

WEEK 10 / THROUGH MONDAY, NOVEMBER 14, 2016

NFL / FIRST-DOWN PLAYS BY TEAMS

Rank	Team	Yds/Play	Plays	Yards
17)	Buffalo	5.39	246	1325

NFL / FIRST-DOWN PLAYS BY OPPONENTS

Rank	Team	Yds/Play	Plays	Yards
22)	Buffalo	5.76	259	1492

WEEK 10 / THROUGH MONDAY, NOVEMBER 14, 2016

AFC / KICKOFFS (Receiving Team)

Rank	Team	TotKO	AdjKO	TB	TB%	EZ	EZ%	OB	I20	Avg.Start
10)	Buffalo	47	47	27	57.4	36	76.6	0	6	24.3

AFC / KICKOFFS (Kicking Team)

Rank	Team	TotKO	AdjKO	TB	TB%	EZ	EZ%	OB	I20	Avg.Start
13)	Buffalo	49	46	18	39.1	30	61.2	0	12	25.2

Note: Average team drive start DOES NOT include onside kicks or kickoffs at the end of a half unless either kickoff is returned for a touchdown. All other kickoffs (returned kickoffs, fair catches, touchback and kickoffs out of bounds) are included. Kickoffs resulting in the kicking team retaining

possession are not included.

ADJ KO: Adjusted kickoffs are used to compute the Avg. Team Drive Start.

I20: The number of drives that start inside (not including) the 20 yd line.

WEEK 10 / THROUGH MONDAY, NOVEMBER 14, 2016

NFL / KICKOFFS (Receiving Team)

Rank	Team	TotKO	AdjKO	TB	TB%	EZ	EZ%	OB	I20	Avg.Start
21)	Buffalo	47	47	27	57.4	36	76.6	0	6	24.3

Note: Average opponent drive start DOES NOT include onside kicks or kickoffs at the end of a half unless either kickoff is returned for a touchdown. All other kickoffs (returned kickoffs, fair catches, touchback and kickoffs out of bounds) are included. Kickoffs resulting in the kicking team retaining possession are not included.

ADJ KO: Adjusted kickoffs are used to compute the Avg. Team Drive Start.

I20: The number of drives that start inside (not including) the 20 yd line.

WEEK 10 / THROUGH MONDAY, NOVEMBER 14, 2016

NFL / KICKOFFS (Kicking Team)

Rank	Team	TotKO	AdjKO	TB	TB%	EZ	EZ%	OB	I20	Avg.Start
23)	Buffalo	49	46	18	39.1	30	61.2	0	12	25.2

Note: Average team drive start DOES NOT include onside kicks or kickoffs at the end of a half unless either kickoff is returned for a touchdown. All other kickoffs (returned kickoffs, fair catches, touchback and kickoffs out of bounds) are included. Kickoffs resulting in the kicking team retaining possession are not included.

ADJ KO: Adjusted kickoffs are used to compute the Avg. Team Drive Start.

I20: The number of drives that start inside (not including) the 20 yd line.

WEEK 10 / THROUGH MONDAY, NOVEMBER 14, 2016

AFC / SINGLE-GAME HIGHS / PLAYERS

Kickoff Returns-- 5, Tate, Buff. vs. NY-J, 9/15, (5-125, 0 td)

WEEK 10 / THROUGH MONDAY, NOVEMBER 14, 2016

100-Yard Receiving Games

162, Woods, BUF at SEA 11/07 (10 rec., 0 TD)
112, Goodwin, BUF vs. NYJ 09/15 (2 rec., 1 TD)

WEEK 10 / THROUGH MONDAY, NOVEMBER 14, 2016

100-Yard Rushing Games

150, McCoy, BUF at LA 10/09 (18 att., 0 TD)
140, McCoy, BUF vs. SF 10/16 (19 att., 3 TD)
110, McCoy, BUF vs. ARI 09/25 (17 att., 2 TD)

WEEK 10 / THROUGH MONDAY, NOVEMBER 14, 2016

AFC / LEADING PASSERS

			Pct		Avg		Pct		Pct	Rating
Taylor, Buf.	268	162	60.4	1769	6.60	10	3.7	84t	3	1.1 87.7

AFC / LEADING PASSERS, RANKS

			Pct		Avg	Pct		Pct	Rating	
Taylor, Buf.	13	14	12	14	13	10t	10	3t	5	11

WEEK 10 / THROUGH MONDAY, NOVEMBER 14, 2016**AFC / FOURTH-QUARTER PASSING LEADERS**

Rank	Player, Team	Att	Comp	Comp%	Yards	YPA	TD	TD%	Int	Int%	Rating
11)	Taylor, Buf.	53	30	56.6	341	6.43	3	5.7	1	1.9	87.1

AFC / THIRD-DOWN PASSING LEADERS

Rank	Player, Team	Att	Comp	Comp%	Yards	YPA	TD	TD%	Int	Int%	Rating
4)	Taylor, Buf.	73	43	58.9	554	7.59	5	6.8	2	2.7	94.2

WEEK 10 / THROUGH MONDAY, NOVEMBER 14, 2016**AFC / LEADING RUSHERS**

Rank	Player, Team	Att	Yards	Avg	Long	TD
6)	McCoy, Buf.	133	683	5.1	53	6
17)	Taylor, Buf. (QB)	54	362	6.7	49	4
25)	Gillislee, Buf.	42	254	6.0	44t	4

WEEK 10 / THROUGH MONDAY, NOVEMBER 14, 2016**AFC / THIRD-AND-ONE RUSHING LEADERS**

Rank	Player, Team	Att	FD	Pct
1t)	Gillislee, Buf.	4	4	100.0
9t)	Felton, Buf.	4	3	75.0

WEEK 10 / THROUGH MONDAY, NOVEMBER 14, 2016**AFC / LEADERS IN RECEPTIONS**

Rank	Player, Team	Rec	Yards	Avg	Long	TD
20t)	Woods, Buf.	39	452	11.6	29	1
43t)	Clay, Buf. (TE)	29	283	9.8	33	0

WEEK 10 / THROUGH MONDAY, NOVEMBER 14, 2016**AFC / RECEIVING YARDAGE LEADERS**

Rank	Player, Team	Yards	Rec	Avg	Long	TD
25)	Woods, Buf.	452	39	11.6	29	1
49)	Goodwin, Buf.	301	16	18.8	84t	3

WEEK 10 / THROUGH MONDAY, NOVEMBER 14, 2016**AFC / THIRD-DOWN RECEIVING LEADERS**

Rank	Player, Team	Rec	Yards	Avg	Long	TD
20t)	Woods, Buf.	11	112	10.2	22	0
46t)	Clay, Buf. (TE)	6	77	12.8	33	0

WEEK 10 / THROUGH MONDAY, NOVEMBER 14, 2016**AFC / LEADING SCORERS, NONKICKERS**

Rank	Player, Team	TD	Rush	Rec	Ret	X2	Pts
6t)	McCoy, Buf. (RB)	7	6	1	0	0	42
16t)	Gillislee, Buf. (RB)	5	4	1	0	0	30
22t)	Taylor, Buf. (QB)	4	4	0	0	1	26
37t)	Goodwin, Buf. (WR)	3	0	3	0	0	18
37t)	Hunter, Mia.-Buf. (WR)	3	0	3	0	0	18

WEEK 10 / THROUGH MONDAY, NOVEMBER 14, 2016

AFC / LEADING SCORERS, KICKERS

Rank	Player, Team	PAT	FG	Pct	Long	Pts
13)	Carpenter, Buf.	24/26	11/15	.733	45	57

AFC / TOUCHBACKS ON KICKOFFS

Rank	Player, Team	TB
15)	Carpenter, Buf.	13
17)	Gay, Buf.	5

WEEK 10 / THROUGH MONDAY, NOVEMBER 14, 2016**AFC / MOST YARDS FROM SCRIMMAGE**

Rank	Player, Team	Total			Rushing			Receiving		
		Yards	Att+Rec	Avg	Yards	Att	Avg	Yards	Rec	Avg
9)	McCoy, Buf. (RB)	815	157	5.2	683	133	5.1	132	24	5.5
44)	Woods, Buf. (WR)	458	40	11.5	6	1	6.0	452	39	11.6

WEEK 10 / THROUGH MONDAY, NOVEMBER 14, 2016**AFC / LEADERS IN FIRST DOWNS**

Rank	Player, Team	Rush	Rec	Tot
13)	McCoy, Buf. (RB)	29	8	37
33t)	Woods, Buf. (WR)	1	25	26

WEEK 10 / THROUGH MONDAY, NOVEMBER 14, 2016**AFC / LEADING PUNTERS**

Rank	Player, Team	No	Yards	Lg	Avg	TB	Blk	Dwn	OB	Ret	In	Net	
													Yds
16)	Schmidt, Buf.	41	1745	58	42.6	2	0	4	12	19	98	14	39.2

AFC / LEADING PUNTERS, NET AVERAGE

Rank	Player, Team	No	Yards	Lg	Avg	TB	Blk	Dwn	OB	Ret	In	Net	
													Yds
14)	Schmidt, Buf.	41	1745	58	42.6	2	0	4	12	19	98	14	39.2

WEEK 10 / THROUGH MONDAY, NOVEMBER 14, 2016**AFC / PUNT RETURN LEADERS**

Rank	Player, Team	Ret	FC	Yards	Avg	Long	TD
5)	Tate, Buf.	13	7	132	10.2	31	0

AFC / KICKOFF RETURN LEADERS

Rank	Player, Team	Ret	Yards	Avg	Long	TD
4)	Tate, Buf.	12	276	23.0	45	0

WEEK 10 / THROUGH MONDAY, NOVEMBER 14, 2016**AFC / LEADERS IN INTERCEPTIONS**

Rank	Player, Team	Int	Yards	Avg	Long	TD
9t)	Gilmore, Buf.	2	48	24.0	34	0
9t)	Robey-Coleman, Buf.	2	44	22.0	41t	1

WEEK 10 / THROUGH MONDAY, NOVEMBER 14, 2016**AFC / LEADERS IN SACKS**

Rank	Player, Team	Sacks
1t)	Alexander, Buf. (LB)	10.0
12t)	Hughes, Buf. (LB)	5.0
23t)	K. Williams, Buf. (DE)	3.5

28t)	Z. Brown, Buf. (LB)	3.0
43t)	*Lawson, Buf. (DE)	2.0
43t)	*A. Washington, Buf. (DE)	2.0

WEEK 10 / THROUGH MONDAY, NOVEMBER 14, 2016

AFC / FUMBLE RECOVERIES

Rank	Player, Team	TotRec	OffRec	DefRec
1t)	Taylor, Buf.	3	3	0
7t)	P. Brown, Buf.	2	0	2

AFC / OFFENSIVE FUMBLE RECOVERIES

Rank	Player, Team	Ret	Yards	Avg	Long	TD
1t)	Taylor, Buf.	3	-3	-1.0	0	0

AFC / DEFENSIVE FUMBLE RECOVERIES

Rank	Player, Team	Ret	Yards	Avg	Long	TD
2t)	P. Brown, Buf.	2	0	0.0	0	0

WEEK 10 / THROUGH MONDAY, NOVEMBER 14, 2016

WEEK 10 / THROUGH MONDAY, NOVEMBER 14, 2016

NFL / LEADING PASSERS

Player, Team	Att	Comp	Comp	Yds	Avg	Gain	TD	Pct	TD	Long	Int	Pct	Rating
Taylor, Buf.	268	162	60.4	1769	6.60	10	3.7	84t	3	1.1	87.7		

NFL / LEADING PASSERS, RANKS

Taylor, Buf.	Att	Comp	Comp	Yds	Avg	Pct	Pct	Pct	Rating	
Taylor, Buf.	27	27	25	28	28	20t	20	8t	9	20

WEEK 10 / THROUGH MONDAY, NOVEMBER 14, 2016

NFL / FOURTH-QUARTER PASSING LEADERS

Rank	Player, Team	Att	Comp	Comp%	Yards	YPA	TD	TD%	Int	Int%	Rating
20)	Taylor, Buf.	53	30	56.6	341	6.43	3	5.7	1	1.9	87.1

NFL / THIRD-DOWN PASSING LEADERS

Rank	Player, Team	Att	Comp	Comp%	Yards	YPA	TD	TD%	Int	Int%	Rating
8)	Taylor, Buf.	73	43	58.9	554	7.59	5	6.8	2	2.7	94.2

WEEK 10 / THROUGH MONDAY, NOVEMBER 14, 2016

NFL / LEADING RUSHERS

Rank	Player, Team	Att	Yards	Avg	Long	TD
8)	McCoy, Buf.	133	683	5.1	53	6
28)	Taylor, Buf. (QB)	54	362	6.7	49	4
44)	Gillislee, Buf.	42	254	6.0	44t	4

WEEK 10 / THROUGH MONDAY, NOVEMBER 14, 2016

NFL / THIRD-AND-ONE RUSHING LEADERS

Rank	Player, Team	Att	FD	Pct
1t)	Gillislee, Buf.	4	4	100.0
17t)	Felton, Buf.	4	3	75.0

WEEK 10 / THROUGH MONDAY, NOVEMBER 14, 2016

NFL / LEADERS IN RECEPTIONS

Rank	Player, Team	Rec	Yards	Avg	Long	TD
------	--------------	-----	-------	-----	------	----

47t) Woods, Buf. 39 452 11.6 29 1

WEEK 10 / THROUGH MONDAY, NOVEMBER 14, 2016

NFL / THIRD-DOWN RECEIVING LEADERS

Rank	Player, Team	Rec	Yards	Avg	Long	TD
44t)	Woods, Buf.	11	112	10.2	22	0

WEEK 10 / THROUGH MONDAY, NOVEMBER 14, 2016

NFL / LEADING SCORERS, NONKICKERS

Rank	Player, Team	TD	Rush	Rec	Ret	X2	Pts
11t)	McCoy, Buf. (RB)	7	6	1	0	0	42
29t)	Gillislee, Buf. (RB)	5	4	1	0	0	30
44t)	Taylor, Buf. (QB)	4	4	0	0	1	26

WEEK 10 / THROUGH MONDAY, NOVEMBER 14, 2016

NFL / LEADING SCORERS, KICKERS

Rank	Player, Team	PAT	FG	Pct	Long	Pts
23)	Carpenter, Buf.	24/26	11/15	.733	45	57

NFL / TOUCHBACKS ON KICKOFFS

Rank	Player, Team	TB
31)	Carpenter, Buf.	13
33)	Gay, Buf.	5

WEEK 10 / THROUGH MONDAY, NOVEMBER 14, 2016

NFL / MOST YARDS FROM SCRIMMAGE

Rank	Player, Team	Total		Rushing			Receiving			
		Yards	Att+Rec	Avg	Yards	Att	Avg	Yards	Rec	Avg
13)	McCoy, Buf. (RB)	815	157	5.2	683	133	5.1	132	24	5.5

WEEK 10 / THROUGH MONDAY, NOVEMBER 14, 2016

NFL / LEADERS IN FIRST DOWNS

Rank	Player, Team	Rush	Rec	Tot
22)	McCoy, Buf. (RB)	29	8	37

WEEK 10 / THROUGH MONDAY, NOVEMBER 14, 2016

NFL / LEADING PUNTERS

Rank	Player, Team	No	Yards	Lg	Avg	TB	Blk	Dwn	OB	Opp			Net
										Ret	Yds	20	
31)	Schmidt, Buf.	41	1745	58	42.6	2	0	4	12	19	98	14	39.2

NFL / LEADING PUNTERS, NET AVERAGE

Rank	Player, Team	No	Yards	Lg	Avg	TB	Blk	Dwn	OB	Opp			Net
										Ret	Yds	20	
26)	Schmidt, Buf.	41	1745	58	42.6	2	0	4	12	19	98	14	39.2

WEEK 10 / THROUGH MONDAY, NOVEMBER 14, 2016

NFL / PUNT RETURN LEADERS

Rank	Player, Team	Ret	FC	Yards	Avg	Long	TD
9)	Tate, Buf.	13	7	132	10.2	31	0

NFL / KICKOFF RETURN LEADERS

Rank	Player, Team	Ret	Yards	Avg	Long	TD
------	--------------	-----	-------	-----	------	----

8) Tate, Buf. 12 276 23.0 45 0

WEEK 10 / THROUGH MONDAY, NOVEMBER 14, 2016

NFL / LEADERS IN INTERCEPTIONS

Rank	Player, Team	Int	Yards	Avg	Long	TD
13t	Gilmore, Buf.	2	48	24.0	34	0
13t	Robey-Coleman, Buf.	2	44	22.0	41t	1

WEEK 10 / THROUGH MONDAY, NOVEMBER 14, 2016

NFL / LEADERS IN SACKS

Rank	Player, Team	Sacks
1t	Alexander, Buf. (LB)	10.0
23t	Hughes, Buf. (LB)	5.0
49t	K. Williams, Buf. (DE)	3.5

WEEK 10 / THROUGH MONDAY, NOVEMBER 14, 2016

NFL / FUMBLE RECOVERIES

Rank	Player, Team	TotRec	OffRec	DefRec
4t	Taylor, Buf.	3	3	0
14t	P. Brown, Buf.	2	0	2

WEEK 10 / THROUGH MONDAY, NOVEMBER 14, 2016

NFL / OFFENSIVE FUMBLE RECOVERIES

Rank	Player, Team	Ret	Yards	Avg	Long	TD
4t	Taylor, Buf.	3	-3	-1.0	0	0

NFL / DEFENSIVE FUMBLE RECOVERIES

Rank	Player, Team	Ret	Yards	Avg	Long	TD
2t	P. Brown, Buf.	2	0	0.0	0	0

WEEK 10 / THROUGH MONDAY, NOVEMBER 14, 2016

Team/Offense Rank (Within League)

BUF

- 18 TYds/G
- 15 TYds/P
- 2 RYds/G
- 1 RshAvg
- 31 PsYd/G
- 29 PasAvg
- 7 %HdInt
- 30 Sac/PP
- 17t 1D/Gm
- 14 3D Eff
- 11 4D Eff
- 16 PR Avg
- 24t KR Avg
- 31 GPntAv
- 26 NPntAv
- 9 Pts/Gm
- 28 FG%

Opponent/Defense Rank (Within League)

BUF

- 14 TYds/G
- 19 TYds/P
- 20 RYds/G
- 12 RshAvg
- 11 PsYd/G
- 24 PasAvg

17 %HdInt
1 Sac/PP
21t 1D/Gm
12t 3D Eff
4 4D Eff
4 PR Avg
12 KR Avg
3 GPntAv
4 NPntAv
13 Pts/Gm
29t FG%

BILLS POST-GAME NOTES

Mon., Nov. 7, 2016
Bills (4-5) at Seahawks (5-2-1)



3 1



2 5

BILLS DIP BELOW .500 – Today's loss put the Bills under .500, their first time with a losing mark after nine games since the 2013 squad was 3-6 ... Bills are now 5-8 all-time vs. Seahawks and have lost 2 straight meetings ... Buffalo lost for first time in Seattle since 26-16 defeat at the Kingdome on 10/24/99 (had won two straight before tonight, 42-23 at Husky Stadium on 12/23/00 and 38-9 at CenturyLink Field on 11/28/04) ... Bills extended Prime Time losing streak to three games (last won 11/12/15 at N.Y.J. – 22-17) ... Buffalo has also lost 6 straight games on Monday Night Football (last won 10/4/99 at Mia. – 23-18) and are now 17-25 all-time in nationally televised Monday night games ... Buffalo had 40:17 of possession time, its most since 42:32 in OT game at N.E., 12/26/99; figure is highest in regulation play since 41:00 at Was., 11/7/99 ... Buffalo's 129-yd. advantage in rushing yds. (162-33) is their 6th highest ever in a loss, and the highest since +146 vs. K.C. 11/3/13 (241-95, lost 23-13).

KEEPING THE SCOREBOARD OPERATOR BUSY - With their 25-point output today, the Bills increased their season point total to 237 ... the figure is the 7th highest ever by a Bills team in its first 9 games, and are the most since the 2002 squad had 248 ... Bills, by scoring in the first two quarters tonight, extended their scoring streak to 18 consecutive quarters, tying the club record set in games 1-5, 1992.

STINGY ON GIVEAWAYS – Despite allowing 1 giveaway tonight (on 3rd qtr. INT), the Bills have committed only 5 turnovers so far this season ... the figure is tied for the fewest in NFL history after 9 games (also by Cle. in 1959).

LONG DRIVE ENDS WITH TD – QB Tyrod Taylor led a 17-play drive which used 10:00 of clock and ended with a Justin Hunter TD rec. ... last Bills drive of at least 17 plays was a 17-play TD drive vs. Den., 12/7/14 ... drive was 3rd by Bills since 1998 to consume 10:00 or more, first since 10:07 FG drive (16 plays, 64 yds.) at N.Y.J., 10/28/07 (other 10:00+ drive since 1998 took 10:55, used 21 plays, gained 80 yds., and ended with FG, 10/22/00 at Min.).

SACK ATTACK – The Bills recorded 4 sacks tonight, raising their season total to a league-high 30 ... figure is highest by a Bills team through 9 games since the 2014 quad recorded a club-record 34 ... 30 sacks are tied for 5th most by the Bills in the season's first nine games (also in 1964).

10 ROBERT WOODS

WR, 4TH YEAR, USC

RECEIVING	NO	YDS	TD	
Tonight	10	162	0	
Season	39	452	1	
Career	191	2,290	12	

**BILLS RECORD BOOK
MOST REC., FIRST 4 PRO SEASONS**

233	Lee Evans, 2004-07 (46/48/84/55)
232	Peerless Price, 1999-2002 (31/52/55/94)
229	Andre Reed, 1985-88 (48/53/57/71)
191	Robert Woods, 2013-16 (40/65/47/29)
189	Thurman Thomas, 1988-92 (18/60/49/62)
186	Jerry Butler, 1979-82 (48/57/55/26)
181	Eric Moulds, 1996-99 (20/29/67/65)
170	Stevie Johnson, 2008-12 (10/2/82/76)
162	Joe Cribbs, 1980-83 (52/40/13/57)
159	Elbert Dubenion, 1960-63 (42/31/33/53)

Established career-high with 10 rec. (previously had 9 on two occasions: 11/24/14 vs. N.Y.J. and 10/25/15 at Jax. (London)) ... most rec. by Bill since Sammy Watkins had 11 vs. N.Y.J., 1/3/16 ... most rec. by Bill in a road game since Fred Jackson had 10 at Den., 12/7/14 ... 32nd game with 10+ rec. in Bills history; club is 17-15 with a 10-rec. player ... 21st player in team history to record game with double-digit receptions

Also set career high with 162 rec. yds. ... 3rd 100+ rec. yd. game of career (had 118 vs. N.Y.J. 11/24/14 and 106 at Phi. 12/13/15) ... 21st Bill with 3+ 100-yd. rec. games in career ... most rec. yds. by Bill since Sammy Watkins had 168 vs. Mia., 11/8/15 ... most rec yds. by Bill in a road game since Terrell Owens at Jax., 11/22/09

Has rec. in 51 of 52 career games ... only game held without rec. was 11/8/15 vs. Mia.

15-game rec. streak is longest current streak on Bills

191 rec. in first 4 pro seasons now rank 4th on club all-time chart (see list, left) ... today moved past Eric Moulds (181), Jerry Butler (186), and Thurman Thomas (189)

8 rec. today resulted in a first down ... 112 of 191 career NFL rec. (58.6%) have moved the chains, as have 71 of his last 115 (61.7%) ... 24 of 39 rec. this season (61.5%) have resulted in first downs

35 MIKE GILLISLEE

RB, 3RD YEAR (2ND WITH BILLS), FLORIDA

RUSHING	ATT	YDS	TD	
Tonight	8	32	1	
Season	42	254	4	
Career	95	542	7	
With Bills	89	521	7	

RECEIVING	NO	YDS	TD	
Tonight	2	4	0	
Season	8	40	1	
Career	14	69	1	
With Bills	14	69	1	

Scored TD on 1-yd. rush in 4th qtr. to reduce Seahawks lead to 28-25 (after Tyrod Taylor 2-pt. conversion) ... 7th overall TD of career, 5th this season, extending new personal season high (3 in 2015) ... has scored TD in back-to-back games for 2nd time this season (also in games 5-6); 3rd TD streak of career; prior to 2 streaks this season, had 3-game streak in games 13-15, 2015

5th time a Bill has had TD streak this season, along with LeSean McCoy (games 3-4), Gillislee (games 5-6), Justin Hunter (games 5-6), and Tyrod Taylor (current streak, games 7-9)

Has rushing attempts in 7 straight games, extending career-long streak (had 5-game streak in games 12-16, 2015) ... has rush att. in 13 of 17 career games

2 rec., 4 yds. ... has rec. in 9 of last 13 games and in 5 of 9 contests this season

Has rec. in back-to-back games for 2nd time this season (also in games 1-2) ... 3rd career rec. streak (had 4-game stretch in games 12-15, 2015)

4th time in career with multiple rec., 2nd in row (had career-high 3 rec. vs. N.E. last week)

17 JUSTIN HUNTER

WR, 4TH YEAR, TENNESSEE

RECEIVING	NO	YDS	TD	
Tonight	1	5	1	
Season	6	71	3	
Career	74	1,187	11	









Scored TD on only catch of game, a 5-yd rec. in 1st qtr. to give Bills 14-7 lead ... TD was 11th of NFL career, 3rd this season (had 4-yd. scoring catch at L.A. 10/9 and 30-yd. TD rec. vs. S.F. 10/16)



Tyrod Taylor is first QB to throw 3 TD passes to Hunter ... Taylor is one of 6 different QBs to throw TD pass to Hunter (others: Ryan Fitzpatrick-2, Jake Locker-2, Zach Mettenberger-2, Tyrod Taylor-2, Marcus Mariota-1, Charlie Whitehurst-1)



Has rec. in 34 of 41 career games played ... rec. in 5 straight games for first time since career-long 21-game streak with Ten. in 2014-15 ... 5th rec. streak of career



Tonight's rec. resulted in first down ... 55 of 74 career rec. (74.3%) have moved the chains





5 TYROD TAYLOR							QB, 6 TH YEAR (2 ND WITH BILLS), VIRGINIA TECH		
PASSING	ATT	COM	YDS	PCT	TD	INT			
Tonight	38	27	289	71.1	1	1			Official W-L record as NFL starting QB is now 11-11 (was not credited with start when he lined up at WR to begin 2015 opener vs. Ind.)
Season	268	162	1,769	60.4	10	3			<u>3-yd. TD rush</u> on Bills first play from scrimmage, after Jerry Hughes blocked punt on Seahawks opening possession ... 9 th career TD rush, 8 th with Bills, 4 th this season (also had 20-yd. score vs. Ari. 9/25, 10-yd. score at Mia. 10/23, and 26-yd. score vs. N.E. last week) ... 4 th Bills QB with 8+ rushing TDs in career, joining Jack Kemp (25), Joe Ferguson (10), and Daryle Lamonica (8)
Career	683	423	5,003	61.9	30	11			Has rushed for TDs in 3 straight games, extending first streak of NFL career ... this is <u>2nd time in Bills history that a QB has rushed for TDs in 3 straight games:</u>
With Bills	648	404	4,804	62.3	30	9			
RUSHING	ATT	YDS	TD						
Tonight	8	43	1						
Season	54	362	4						
Career	186	1,066	9						
With Bills	168	930	8						
BILLS RECORD BOOK									
MOST RUSHING TDs, QB, SEASON									
8 Jack Kemp, 1963							4 rushing TDs this season, ties personal season high (had 4 in 2015) ... 8 th time a Bills QB has rushed for 4+ TDs in season (see list, left)		
6 Daryle Lamonica, 1964							Has led Bills to points on opening drive in 8 of 22 official QB starts (6 TD, 2 FG)		
5 Jack Kemp, 1964							Scored <u>2-pt. conversion in 4th qtr.</u> to draw Bills to within 28-25 ... 2-point conversion was 2 nd of career (first occurred 12/20/15 at Was.) ... 6 th Bill with 2+ 2-pt PATs in career, joining Richie Lucas (3), Daryle Lamonica (3), Warren Rabb (2), Eric Moulds (2), and Robert Woods (2)		
4 M.C. Reynolds, 1961							34 th 2-pt. PAT in club history ... Bills are now 8-23-3 when scoring 2-pt. PAT ... Bills have scored 3 two-pt. conversions this season, the 2 nd most in a single season in club history (4 in 1961) ... with 2-pt. conversions at Mia. 10/23, vs. N.E. last week, and tonight, Bills have 3 straight games with a successful 2-pt. try, the longest streak in team history; last NFL team to score 2-pt. conversion in 3 straight games was Pit., who had 4-game streak in games 9-12, 2015		
Jack Kemp, 1965							Threw <u>5-yd. TD pass to Justin Hunter</u> in 1 st qtr. to put Bills up 14-7 ... has TD pass in 17 of 23 starts in NFL		
Tyrod Taylor, 2015							Has thrown 30 TD passes as Bill, 9 th on club all-time (see list, left) ... needs 3 to tie #8 J.P. Losman (33)		
Tyrod Taylor, 2016							5 th time in career with passing TD and rushing TD in same game, 2 nd this season (also at Mia. 10/23) ... Taylor is 4 th player in Bills history with 5+ such games in career with team, joining Jack Kemp (13), Joe Ferguson (5), and Jim Kelly (5)		
3 Warren Rabb, 1963							TD drive which ended with Taylor-Hunter TD pass used 17 plays and 10:00 of clock ... last Bills drive to last at least 17 plays was a 17-play TD drive vs. Den., 12/7/14 ... 3 rd drive by Bills since 1998 to use 10:00 or more of clock, longest since 10:07 FG drive (16 plays, 64 yds.) at N.Y.J., 10/28/07 (other longer drive since 1998 took 10:55, used 21 plays, gained 80 yds., and ended with FG, 10/22/00 at Min.)		
Trent Edwards, 2008							38 pass att. tie as 3 rd most in career (also had 38 at K.C. 11/29/15 and vs. N.E. last week) ... only games with more att.: 42 vs. N.Y.G., 10/4/15 and 39 at N.E., 10/2/16		
BILLS RECORD BOOK									
MOST TOUCHDOWN PASSES, CAREER									
237 Jim Kelly 1986-96							28 comp. tie as 2 nd most in career (also had 27 at N.E. 10/2/16) ... only game with more comp.: 28 vs. N.Y.G., 10/4/15		
181 Joe Ferguson 1973-84							289 passing yds. tonight are 3 rd most in career (games with more: 297 vs. N.Y.J., 9/15/16 and 291 at K.C., 11/29/15)		
80 Ryan Fitzpatrick 2009-12							90.8 passer rating tonight ... has 90+ rating in 11 of 19 career games with Bills with 20+ att. ... has 80+ rating in 14 of 19 Bills games with 20+ att.		
77 Jack Kemp 1962-69							Career passer rating of 94.6 with Bills remains club record (min. 250 att.), ahead of 87.8 by Kyle Orton (see list, left)		
55 Drew Bledsoe 2002-04							404 completions as a Bill now ranks 10 th on Bills all-time list ... tonight moved past Rob Johnson (401) ... 81 behind #9 Dennis Shaw (485)		
47 Doug Flutie 1998-2000							4,804 passing yds. as a Bill now ranks 10 th on Bills all-time list ... tonight moved past Rob Johnson (4,798) ... 935 yds. behind #9 Trent Edwards (5,739)		
35 Dennis Shaw 1970-73							Has averaged 7.41 yds. per att. as Bill, 2 nd in team history, behind 7.42 by Jim Kelly (4,780-35,467)		
33 J.P. Losman 2004-08							Completed 71.1% of pass att. tonight, increasing career completion rate with Bills to 62.34% ... figure ranks 2 nd on club chart (min. 250 att.), behind 64.21% by Kyle Orton (see list, left)		
30 Tyrod Taylor, 2015-16							Threw interception in 3 rd qtr. (Richard Sherman), snapping streak of att. without INT at 190 ... 2 nd streak of career of 100+ att. (first was club-record 222-att. streak in games 4-13, 2015 – inactive for games 6-7) ... 19 th streak of 100+ in team history ... 190-att. stretch ranks 2 nd in club records (see list, left)		
27 Rob Johnson 1998-2001							Interception rate of 1.39% with Bills remains club career record (min. 250 att.), ahead of 2.24% by Kyle Orton (447-10)		
BILLS RECORD BOOK									
HIGHEST PASSER RATING, CAREER									
(min. 250 att.)									
94.6 Tyrod Taylor, 2015-16							43 rushing yds. today ... 18 th time as Bill with 20+ rushing yds. in game, 8 th in row (had 25 vs. N.Y.J. 9/15, 76 vs. Ari. 9/25, 28 at N.E. 10/2, 28 at L.A. 10/9, 68 vs. S.F. 10/16, 35 at Mia. 10/23, and 48 vs. N.E. last week) ... 18 games with 20+ rush yds. now rank 2 nd by QB on Bills all-time list; tonight broke tie with Jim Kelly (17) ... only Buffalo QB with more is Doug Flutie (24)		
87.8 Kyle Orton, 2014							930 rushing yds. in career with Bills ... figure remains 3 rd by QB in Bills history, behind only #2 Jim Kelly (1,049) and #1 Joe Ferguson (1,174) ... needs 70 rush yds. to become 3 rd QB in team history with 1,000+		
85.5 Rob Johnson, 1998-2001							11-of-13 for 105 yds. on 3 TD drives ... 3-of-5 for 50 yds. on FG drive		
84.4 Jim Kelly, 1986-96									
81.9 Frank Reich, 1985-94									
BILLS RECORD BOOK									
HIGHEST COMPLETION PCT., CAREER									
(min. 250 att.)									
64.21% Kyle Orton, 2014 (287-447)									
62.34% Tyrod Taylor, 2015 (404-648)									
60.93% Trent Edwards, 2007-10 (535-878)									
60.48% Rob Johnson, 1998-2001 (401-663)									
60.13% Jim Kelly, 1986-96 (2,874-4,780)									
BILLS RECORD BOOK									
MOST CONSECUTIVE ATT., NO INTERCEPTIONS									
222 Tyrod Taylor, 10/4/15 – 12/13/15									
190 Tyrod Taylor, 9/25/16 – 11/7/16									
175 Drew Bledsoe, 9/8/02 – 10/6/02									
172 Jim Kelly, 10/8/95 – 11/12/95									
169 Trent Edwards, 11/17/08 – 9/20/09									
166 Kyle Orton, 10/19/14 – 11/30/14									
141 Jim Kelly, 11/22/87 – 12/20/87									
140 Doug Flutie, 10/8/00 – 11/12/00									
135 Frank Reich, 10/16/89 – 10/13/91									
Drew Bledsoe, 10/13/02 – 11/3/02									
130 Drew Bledsoe, 9/21/03 – 10/12/03									

25 LeSEAN McCOY				RB, 8 TH YEAR (2 ND WITH BILLS), PITTSBURGH	
RUSHING	ATT	YDS	TD		Game-high <u>85 rush yds.</u> ... raised career rushing yd. total to 8,370 ... figure remains 41st on league's all-time chart ... 8 yds. behind #40 Joe Perry (8,378) ... 104 yds. behind #39 Willis McGahee (8,474)
Tonight	21	85	0		Has averaged 4.70 yds. per rush att. with Bills, the 3 rd highest in team history (min. 200 att.), trailing only C.J. Spiller (4.97) and O.J. Simpson (4.80) (see list, left)
Season	133	683	6		Season rushing avg. of 5.14 ranks 9 th on team chart (see list, left)
Career	1,797	8,370	53		4 rec. are most since 6 at N.E., 10/2/16 ... has rec. in 9 of last 10 games and 21 of last 23 games (was held without rec. 10/23 at Mia.) ... has rec. in 101 of 110 career games
With Bills	336	1,578	9		35 rec yds. are most since 38 at N.E., 10/2/16
RECEIVING	REC	YDS	TD		<u>120 scrimmage yds.</u> tonight (85 rush + 35 rec.) ... 60 th career game with 100+ scrimmage yds. ... has 100+ scrimmage yds. in 5 of last 6 games (had 116 vs. Ari. 9/25, 108 at N.E. 10/2, 158 at L.A. 10/9, and 142 vs. S.F. 10/16) ... has 100+ scrimmage yds. in 12 of last 16 games played
Tonight	4	35	0		Remains 4 th among active NFL players with 60 career games with 100+ scrimmage yds., trailing only Adrian Peterson (70), Matt Forte (69), and Frank Gore (68) ... McCoy's teams are 35-25 when he gains 100+ yds. from scrimmage
Season	24	132	1		Career scrimmage yardage total now stands at 11,076 (8,370 rush + 2,706 rec.) ... figure now ranks 76 th on NFL all-time list ... today moved past Shaun Alexander (10,973) and #76 Freeman McNeil (11,035) ... within 150 or less of #75 Marshawn Lynch (11,091), #74 Maurice Jones-Drew (11,111), #73 Priest Holmes (11,134), and #72 Leroy Moore (11,213)
Career	356	2,706	13		
With Bills	56	424	3		
<p>BILLS RECORD BOOK HIGHEST AVG. GAIN, RUSHING, CAREER (min. 200 att.)</p> <p>4.97 C.J. Spiller 2010-14 (668-3,321) 4.80 O.J. Simpson 1969-77 (2,123-10,183) 4.70 LeSean McCoy 2015-16 (336-1,578) 4.52 Cookie Gilchrist 1962-64 (676-3,056) 4.41 Fred Jackson 2007-14 (1,279-5,646)</p> <p>BILLS RECORD BOOK HIGHEST AVG. GAIN, RUSHING, SEASON (min. 100 att.)</p> <p>6.03 O.J. Simpson 1973 (332-2,003) 6.01 C.J. Spiller 2012 (207-1,244) 5.52 O.J. Simpson 1975 (329-1,817) 5.49 Fred Jackson 2011 (170-934) 5.46 Tyrod Taylor 2015 (104-568) 5.35 Wayne Crow 1962 (110-589) 5.24 C.J. Spiller 2011 (107-561) 5.18 O.J. Simpson 1976 (290-1,503) 5.14 LeSean McCoy 2016 (133-683) 5.12 Cookie Gilchrist 1962 (214-1,096)</p>					

88 MARQUISE GOODWIN				WR, 4 TH YEAR, TEXAS	
RECEIVING	NO	YDS	TD		4 rec. ... extended rec. streak to 7 games, continuing 2 nd rec. streak of career and extending career-long (had 4-game streak as rookie in games 8-11, 2013)
Tonight	4	43	0		3 of tonight's rec. resulted in first down ... 26 of 34 career rec. (76.5%) have moved the chains
Season	16	301	3		
Career	36	650	6		

85 CHARLES CLAY				TE, 6 TH YEAR (2 ND WITH BILLS), TULSA	
RECEIVING	REC	YDS	TD		3 rec. ... has rec. in 55 of last 56 games (was held without rec. vs. Ari. 9/25/16 to snap career-long 49-game rec. streak)
Tonight	3	9	0		Has 2+ rec in each of 8 games this season with a reception
Season	29	283	0		
Career	241	2,620	17		
With Bills	80	811	3		

90 SHAQ LAWSON				LB, ROOKIE, CLEMSON		
	SACKS	INT	FF	FR		Recorded second career <u>sack</u> in 3 rd qtr. ... along with takedown last week vs. N.E., is 11 th Bills rookie with sacks in back-to-back games, 2 nd this season, joining Adolphus Washington in games 5-6 ... first Bills rookie LB with sack streak since Arthur Moats in 2010 (full sacks 12/12/10 vs. Cle. and 12/19/10 at Mia.)
Tonight	1.0	0	0	0		One of 5 Bills this season with sack streak, joining Lorenzo Alexander (games 1-7), Jerry Hughes (games 3-4), Adolphus Washington (games 5-6), and Kyle Williams (games 8-9)
Season/Career	2.0	0	0	0		

95 KYLE WILLIAMS				DT, 11 TH YEAR, LSU		
	SACKS	INT	FF	FR		Has played in 145 regular season game with Bills, 26 th on club all-time list ... needs 2 games to tie co-#23s Reggie McKenzie, Ben Williams, and Chris Kelsay (147 each)
Tonight	1.0	0	0	0		Recorded <u>sack</u> in 4 th qtr. ... increased career total to 39.0; now ranks 7 th on Bills all-time sack chart (see list, left) ... today moved past Darryl Talley (38.5) ... 4.0 behind #6 Mario Williams (43.0)
Season	3.5	0	0	0		39.0 sacks are most ever by Bills DT
Career	39.0	1	3	4		Along with sack vs. N.E. last week, has sacks in consecutive games for 7 th time in career, first streak since games 11-12, 2014
<p>BILLS RECORD BOOK MOST SACKS, CAREER</p> <p>171.0 Bruce Smith 1985-99 78.0 Aaron Schobel 2001-09 61.5 Phil Hansen 1991-2001 52.5 Cornelius Bennett 1987-95 45.5 Ben Williams 1976-85 (unofficial) 43.0 Mario Williams 2012-15 39.0 Kyle Williams 2006-16 38.5 Darryl Talley 1983-94 37.0 Sherman White 1976-83 (unofficial) 33.0 Bryce Paup 1995-97</p>						
<p>One of 5 Bills this season with sack streak, joining Lorenzo Alexander (games 1-7), Jerry Hughes (games 3-4), Adolphus Washington (games 5-6), and Shaq Lawson (games 8-9)</p> <p>Tonight's takedown came on 3rd down play ... of 44 career sacks in which he has participated (34 whole, 10 shared), 20 have come on 3rd down</p> <p>Tonight's sack was first of career vs. Sea. and QB Russell Wilson ... Has sacks against 15 NFL teams and 23 different QBs</p> <p>Bills are 17-17 with Williams sack, 6-4 when he participates in two</p>						

57 LORENZO ALEXANDER					LB, 10 TH YEAR (1 ST WITH BILLS), CALIFORNIA
	SACKS	INT	FF	FR	Recorded <u>sack</u> in 4 th qtr. ... now has 19.0 takedowns in career and has team-high 10.0 this season Reached <u>10-sack milestone</u> in 9 th game of season ... 6 th time a Bill, since sacks became official statistic in 1982, has double-digit sack figure through season's first nine games, joining Bruce Smith (10.0 in 1990 and 11.0 in 1997), Bryce Paup (11.0 in 1995), Mario Williams (11.0 in 2013), and Marcell Dareus (11.0 in 2014) 28 th time a Bills player has recorded 10+ sacks in season, first since 3 Bills did it in 2014 (Mario Williams-14.5, Marcell Dareus-10.0, and Jerry Hughes-10.0) ... 11 th different Bills player to record 10+ sacks in season ... 2 nd Bills LB with 10+ sack season, joining Bryce Paup (17.5 in 1995) Alexander's teams are 9-8 when he participates in sack (5-3 with Was., 0-1 with Ari., 4-4 with Bills)
Tonight	1.0	0	0	0	
Season	10.0	0	3	0	
Career	19.0	0	5*	2*	
* –not incl. 1 FF & 1 FR on spec. teams					

55 JERRY HUGHES					DE, 7 TH YEAR (4 TH WITH BILLS), TEXAS CHRISTIAN
	SACKS	INT	FF	FR	Blocked <u>punt</u> on Seahawks game-opening drive gave Bills ball at Seattle 3 ... Bills scored on first play from scrimmage on ensuing drive First punt blocked by Bills since Boobie Dixon vs. N.Y.J., 11/24/14 Recorded <u>sack</u> in 2 nd qtr.... Now has 35.0 takedowns in career, 5.0 this season Became <u>12th Bill to officially record 30+ sacks with team</u> ... reached 30-sack milestone in his 57 th game with club, the 6 th fewest games needed by any Bill to reach 30 sacks (see list, left) Takedown was his first against Seahawks and QB Russell Wilson ... now has takedowns against 24 different QBs and 18 NFL teams Hughes' teams are 14-14 (Bills are 11-12) when he participates in sack (4-5 with 2, all with Bills)
Tonight	1.0	0	0	0	
Season	5.0	0	1	0	
Career	35.0	0	8	2	
With Bills	30.0	0	8	2	
BILLS RECORD BOOK FEWEST GAMES TO 30 CAREER SACKS 37 Bryce Paup 41 Mario Williams 45 Bruce Smith 51 Cornelius Bennett 53 Aaron Schobel 57 Jerry Hughes 71 Marcell Dareus 75 Phil Hansen					

31 JONATHAN WILLIAMS					RB, ROOKIE, ARKANSAS	
	RUSHING	ATT	YDS	TD	Recorded <u>first pass att.</u> of career, spiking ball to set up FG att. to end first half In team history, Bills non-QBs are now 36-for-82 for 717 yds. with 8 TDs and 3 INTs	
Tonight		0	0	0		
Season/Career		13	35	1		
	PASSING	ATT	COM	YDS	TD	INT
Tonight		1	0	0	0	0
Season/Career		1	0	0	0	0

19 WALTER POWELL					WR, 2 ND YEAR (1 ST WITH BILLS), MURRAY STATE
	RECEIVING	NO	YDS	TD	1 <u>rec.</u> ... has rec. in 5 of last 7 games ... has rec. in 3 straight games, a new career-long streak (had 2-game stretch in games 3-4, 2016) While tonight's catch did not result in first down, 7 of 13 career rec. have moved the chains
Tonight		1	9	0	
Season		13	141	0	
Career		13	141	0	

42 JEROME FELTON					FB, 9 TH YEAR (2 ND WITH BILLS), FURMAN
	RUSHING	ATT	YDS	TD	2-yd. rush in 1 st qtr. converted 3 rd down and gave Bills goal-to-go situation ... has rush att. in 4 of last 6 games 4 rush att. in season are most since recording 4 with Min. in 2014
Tonight		1	2	0	
Season		4	10	0	
Career		50	173	0	
With Bills		5	12	0	

22 REGGIE BUSH					RB, 11 TH YEAR (1 ST WITH BILLS), SOUTHERN CALIFORNIA
	RECEIVING	REC	YDS	TD	Did not have rushing att. tonight ... 3 rd time in 128 career games without carry ... career rushing yd. total remains at 5,491 ... figure remains 104 th on league's all-time chart ... needs 94 yds. to tie #102 Joe Morris (5,585) 2 rec. tonight ... has rec. in 115 of 128 career games ... has rec. in 3 straight games, first streak since 27-game stretch with Det. between game 15, 2013 with Mia. and game 16, 2014 475 career rec. remains 19 th all-time by RB in NFL history ... needs 9 to tie #18 Curtis Martin (484) ... rec. figure ranks 3 rd among active RBs, behind Darren Sproles (498, incl. 3 Sun. for Phi. at N.Y.G.) and Matt Forte (508, incl. 1 Sun. for N.Y.J. at Mia.) 3,577 career rec. yds. are 3 rd most in NFL by active RB, behind Darren Sproles (4,397, incl. 14 Sun. for Phi. at N.Y.G.) and Matt Forte (4,284, incl. 5 Sun. for N.Y.J. at Mia.) Career scrimmage yardage total now stands at 9,068 (5,491 rush + 3,577 rec.) ... figure now ranks 127 th on NFL all-time list ... tonight moved past Harold Carmichael (9,049), Wes Chandler (9,050), and Tony Martin (9,062) ... within 100 or less of #126 Mark Clayton (9,082), #125 Roy Green (9,105), #124 Chuck Foreman (9,106), #123 Johnnie Morton (9,123), and #122 Michael Pittman (9,139) 2 punt ret. tonight are first since recording one with S.F. at St.L., 11/1/15 ... first time with 2+ PR in game since posting 2 with Mia. vs. Den., 10/23/11 Gained 13 yds. on 1 kickoff return ... has recorded KOR in 3 straight games, extending first streak of NFL career
Tonight		2	22	0	
Season		5	69	0	
Career		475	3,577	18	
	PUNT RET.	NO	YDS	AVG	TD
Today		2	13	6.5	0
Season		2	13	6.5	0
Career		102	794	7.8	4
	KICKOFF RET.	NO	YDS	AVG	
Tonight		1	13	13.0	
Season		5	103	20.6	
Career		6	135	22.5	

2 DAN CARPENTER				K, 9TH YEAR (4TH WITH BILLS), MONTANA
SCORING	XP-ATT	FG-ATT	PTS	
Tonight	2-2	1-2	5	5 pts. tonight ... Raised career point total to 959 ... now tied for 62 nd on NFL all-time scoring chart ... today moved past Lou Michaels (955) and tied Jeff Reed (959) ... within 15 pts. or fewer of #61 Rafael Septien (960), #60 Greg Davis (962), and #59 LaDainian Tomlinson (972)
Season	24-26	11-15	57	Has scored in all 57 games played with Bills ... tonight broke tie with Rian Lindell and now stands alone as owning the 3 rd longest streak in team history (see list, left)
Career	275-285	228-270	959	Personal point streak extended to 91 games (scored in last 34 games with Mia., 2010-12)
With Bills	121-130	101-116	424	424 pts. in Bills career now ranks 6 th on club all-time list (see list, left) ... tonight moved past O.J. Simpson (420) ... 98 behind co-#4s Thurman Thomas and Andre Reed (522 each)
BILLS RECORD BOOK				
MOST CONSECUTIVE GAMES SCORING				
92	Scott Norwood,			1-2 on FG tonight (successful from 31 yds., missed from 54) ... 228 FG in NFL now tied for 49 th on league all-time FG list ... tonight broke tie with Mike Nugent (227, on bye for Cin.) and matched Nick Folk (228, incl. 3 Sun. for N.Y.J. at Mia.) ... within 5 or fewer of #48 Jeff Jaeger (229) and #47 Mike Vanderjagt (230)
	9/7/86 vs. N.Y.J.-12/22/91 vs. Det.			101 FGs with Bills remain 4 th on team all-time FG list, 32 behind #3 Scott Norwood (133)
60	Steve Christie,			<u>Bills all-time FG accuracy leader</u> (min. 50 att.) with success rate of 87.06% (101 of 116), ahead of #2 Rian Lindell (83.33%, 225 of 270)
	11/21/93 vs. Ind.-10/5/97 vs. Det.			2-2 on PAT kicks today ... 121 PAT kicks with Bills remain 5 th on club all-time chart ... 26 behind #4 John Leypoldt (147)
57	<u>Dan Carpenter,</u>			
	9/8/13 vs. N.E.- 11/7/16 at Sea.			
56	Rian Lindell,			
	9/14/09 at N.E.- 12/30/12 vs. N.Y.J.			
54	Steve Christie,			
	10/20/97 at Ind.-11/26/00 at T.B.			
52	Rian Lindell,			
	11/21/04 vs. St.L.-12/9/07 vs. Mia.			
BILLS RECORD BOOK				
MOST POINTS, CAREER				
1,011	Steve Christie	K	1992-2000	
980	Rian Lindell	K	2003-12	
670	Scott Norwood	K	1985-91	
522	Thurman Thomas	RB	1988-99	
	Andre Reed	WR	1985-99	
424	<u>Dan Carpenter</u>	K	2013-16	
420	O.J. Simpson	RB	1969-77	
369	John Leypoldt	K	1971-76	
298	Eric Moulds	WR	1996-2005	
260	Lee Evans	WR	2004-10	
BILLS RECORD BOOK				
MOST FIELD GOALS, CAREER				
234	Steve Christie,		1992-2000	
225	Rian Lindell,		2003-12	
133	Scott Norwood,		1985-91	
101	<u>Dan Carpenter,</u>		2013-16	
74	John Leypoldt,		1971-76	

6 COLTON SCHMIDT				P, 3RD YEAR, CALIFORNIA-DAVIS
PUNTING	NO	YDS	AVG	
Today	3	98	32.7	Averaged 32.7 yds. per punt tonight, reducing career average to 44.18 ... figure remains 2 nd on club all-time average chart (see list, left)
Season	41	1,745	42.6	<u>209 career punts</u> remain 8 th on Bills all-time list ... 44 behind #7 Spike Jones (253)
Career	209	9,234	44.2	<u>1 of tonight's punts gave Seahawks ball inside 20</u> ... has at least one "in-the-20" in 33 of 41 games of NFL career
BILLS RECORD BOOK				
HIGHEST PUNTING AVERAGE, CAREER (min. 100 punts)				
44.73	Shawn Powell	2012-13	(100-4,473)	67 of 209 career punts (32.1%) have pinned opponent inside their 20 ... remains 5 th on Bills career list for inside-the-20s, 44 behind #4 John Kidd (111)
44.18	<u>Colton Schmidt</u>	2014-16	(209-9,234)	Longest punt tonight covered 36 yds. ... only 13 th time in 41-game NFL career without 50+ yd. punt in game
43.74	Brian Moorman	2001-13	(923-40,370)	
42.12	Paul Maguire	1964-70	(552-23,249)	
41.74	Marv Bateman	1974-77	(262-10,937)	
41.67	Billy Atkins	1960-63	(174-7,251)	
40.60	Chris Mohr	1991-2000	(769-31,220)	
40.48	John Kidd	1984-89	(446-18,055)	
39.66	Spike Jones	1971-74	(253-10,035)	
39.22	Greg Cater	1980-83	(277-10,864)	



LAST WEEK

Flip Card and Gamebook

Regular Season Game #9

**Buffalo Bills @ Seattle Seahawks
Monday, November 7, 2016**



SEAHAWKS NUMERICAL

No NAMEPos
2	Trevone BoykinQB
3	Russell WilsonQB
4	Steven HauschkaK
9	Jon RyanP
10	Paul RichardsonWR
15	Jermaine KearseWR
16	Tyler LockettWR
19	Tanner McEvoyWR
20	Jeremy LaneCB
21	DeAndre ElliottCB
22	C.J. ProiseRB
23	Steven TerrellFS
25	Richard ShermanCB
27	Neiko ThorpeCB
29	Earl ThomasFS
31	Kam ChancellorSS
32	Christine MichaelRB
33	Kelcie McCraySS
34	Thomas RawlsRB
35	DeShawn SheadDB
36	Alex CollinsRB
40	Tyvis PowellSS
41	Dewey McDonaldLB
46	Will TukuafuFB
48	Nolan FreseLS
50	K.J. WrightLB
52	Brock CoyleLB
53	Joey HuntC
54	Bobby WagnerLB
55	Frank ClarkDE
56	Cliff AvrilDE
58	Kevin Pierre-LouisLB
59	Jordan TrippLB
63	Mark GlowinskiG
68	Justin BrittC
70	Rees OdhiamboG
72	Michael BennettDE
73	J'Marcus WebbT
74	George FantG/T
76	Germain IfediDT
77	Ahtyba RubinDT
78	Bradley SowellT
79	Garry GilliamT
81	Nick VannettTE
82	Luke WillsonTE
86	Brandon WilliamsTE
88	Jimmy GrahamTE
89	Doug BaldwinWR
90	Jarran ReedDT
91	Cassius MarshDE
92	Sealver SiligaDE
93	Tony McDanielDT
97	Damontre MooreDE

SEATTLE SEAHAWKS VS. BUFFALO BILLS

CENTURYLINK FIELD — SEATTLE

MONDAY, NOVEMBER 7, 2016 — 5:30 P.M.



BILLS NUMERICAL

No NAMEPos
2	Dan CarpenterK
3	EJ ManuelQB
5	Tyrod TaylorQB
6	Colton SchmidtP
7	Cardale JonesQB
10	Robert WoodsWR
11	Percy HarvinWR
15	Brandon TateWR
17	Justin HunterWR
19	Walter PowellWR
20	Corey GrahamS
21	Nickell Robey-Coleman CB
22	Reggie BushRB
24	Stephon GilmoreCB
25	LeSean McCoyRB
26	Robert BlantonS
27	Duke WilliamsS
28	Ronald DarbyCB
29	Kevon SeymourCB
30	Corey WhiteCB
31	Jonathan WilliamsRB
35	Mike GillisleeRB
36	Jonathan MeeksS
38	Sergio BrownS
42	Jerome FeltonFB
50	Ramon HumberLB
51	Brandon SpikesLB
52	Preston BrownLB
53	Zach BrownLB
55	Jerry HughesLB
56	Lerentee McCrayLB
57	Lorenzo AlexanderLB
64	Richie IncognitoG
65	Garrison SanbornLS
66	Seantrel HendersonT
67	Patrick LewisC
70	Eric WoodC
71	Cyrus KouandjioT
72	Ryan GroyG
76	John MillerG
77	Cordy GlennT
79	Jordan MillsT
84	Nick O'LearyTE
85	Charles ClayTE
87	Gerald ChristianTE
88	Marquise GoodwinWR
90	Shaq LawsonLB
91	Leger DouzableDE
92	Adolphus Washington .DT
94	Jerel WorthyDE
95	Kyle WilliamsDT
97	Corbin BryantDT
99	Marcell DareusDT

SEAHAWKS OFFENSE

WR	89 Doug Baldwin	16 Tyler Lockett	73 J'Marcus Webb
LT	78 Bradley Sowell	74 <u>George Fant</u>	
LG	63 Mark Glowinski	70 <u>Rees Odhiambo</u>	
C	68 Justin Britt	53 <u>Joey Hunt</u>	
RG	76 <u>Germain Ifedi</u>	73 J'Marcus Webb	70 <u>Rees Odhiambo</u>
RT	79 Garry Gilliam	73 J'Marcus Webb	
TE	88 Jimmy Graham	82 Luke Willson	81 <u>Nick Vannett</u>
			86 Brandon Williams
WR	15 Jermaine Kearse	10 Paul Richardson	19 <u>Tanner McEvoy</u>
QB	3 Russell Wilson	2 <u>Trevone Boykin</u>	
RB	32 Christine Michael	22 <u>C.J. Proise</u>	36 <u>Alex Collins</u>
			34 (Thomas Rawls)

SEAHAWKS DEFENSE

LDE	72 Michael Bennett	97 Damontre Moore	
LDT	77 Ahtyba Rubin	92 Sealver Siliga	
RDT	93 Tony McDaniel	90 <u>Jarran Reed</u>	
RDE	56 Cliff Avril	55 Frank Clark	
OLB	58 Kevin Pierre-Louis	91 Cassius Marsh	59 Jordan Tripp
MLB	54 Bobby Wagner	52 Brock Coyle	
OLB	50 K.J. Wright	58 Kevin Pierre-Louis	41 Dewey McDonald
LCB	25 Richard Sherman	27 Neiko Thorpe	
RCB	35 DeShawn Shead	20 Jeremy Lane	21 <u>DeAndre Elliott</u>
SS	31 Kam Chancellor	33 Kelcie McCray	
FS	29 Earl Thomas	23 Steven Terrell	40 <u>Tyvis Powell</u>

BILLS DEFENSE

DT	95 Kyle Williams	91 Leger Douzable	
NT	99 Marcell Dareus	94 Jerel Worthy	
DE	97 Corbin Bryant	92 <u>Adolphus Washington</u>	
OLB	55 Jerry Hughes	56 Lerentee McCray	
WILL	53 Zach Brown	50 Ramon Humber	
MIKE	52 Preston Brown	51 Brandon Spikes	
OLB	57 Lorenzo Alexander	90 <u>Shaq Lawson</u>	
CB	28 Ronald Darby	21 Nickell Robey-Coleman	30 Corey White
S	26 Robert Blanton	27 Duke Williams	38 Sergio Brown
S	20 Corey Graham	36 Jonathan Meeks	
CB	24 Stephon Gilmore	29 <u>Kevon Seymour</u>	

SEAHAWKS SPECIALISTS

K	4 Steven Hauschka
P	9 Jon Ryan
H	9 Jon Ryan
PR	16 Tyler Lockett
KR	16 Tyler Lockett
LS	48 <u>Nolan Frese</u>
	25 Richard Sherman
	10 Paul Richardson
	78 Bradley Sowell

Players expected not to play are in (parentheses); Rookies are underlined



TODAY'S OFFICIALS—REFEREE: Walt Anderson (66); UMPIRE: Butch Hannah (40); HEAD LINESMAN: Jerod Phillips (6); LINE JUDGE: Byron Boston (18); FIELD JUDGE: John Jenkins (117); SIDE JUDGE: Laird Hayes (125); BACK JUDGE: Greg Wilson (119); REPLAY OFFICIAL: Billy Smith.

BILLS OFFENSE

WR	88 Marquise Goodwin	19 Walter Powell	17 Justin Hunter
LT	77 Cordy Glenn	71 Cyrus Kouandjio	
LG	64 Richie Incognito		
C	70 Eric Wood	67 Patrick Lewis	
RG	76 John Miller	72 Ryan Groy	
RT	79 Jordan Mills	66 Seantrel Henderson	
TE	85 Charles Clay	84 Nick O'Leary	87 Gerald Christian
QB	5 Tyrod Taylor	3 EJ Manuel	7 <u>Cardale Jones</u>
FB	42 Jerome Felton		
RB	25 LeSean McCoy	35 Mike Gillislee	22 Reggie Bush
			31 <u>Jonathan Williams</u>
WR	10 Robert Woods	15 Brandon Tate	11 Percy Harvin

BILLS SPECIALISTS

K	2 Dan Carpenter
KO	2 Dan Carpenter
P	6 Colton Schmidt
KOR	15 Brandon Tate
PR	15 Brandon Tate
LS	65 Garrison Sanborn
H	6 Colton Schmidt
	22 Reggie Bush
	19 Walter Powell
	19 Walter Powell



SEAHAWKS ALPHA

Table with columns: No, Name, Pos, Height, Weight, Age, Experience, College. Lists players such as Cliff, Baldwin, Bennett, etc.

SEATTLE SEAHAWKS NUMERICAL

Table with columns: No, Name, Pos, Height, Weight, Age, Experience, College. Lists players such as Trevone Boykin, Russell Wilson, Steven Hauschka, etc.

Head Coach: Pete Carroll (23rd NFL season, 7th as head coach with Seahawks)
Assistant Coaches: Darrell Bevell (Offensive Coord.), Kris Richard (Defensive Coord.), Michael Barrow (Linebackers), Dwaine Board (Asst. Defensive Line), Tom Cable (Asst. Head Coach/Offensive Line), Dave Canales (Wide Receivers), Chris Carlisle (Head Strength & Conditioning), Brennan Carroll (Asst. Off. Line), Nate Carroll (Asst. Wide Receivers), Andre Curtis (Def. Backs), Heath Farwell (Coaching Asst.), Mondray Gee (Asst. Strength & Conditioning), John Glenn (Defensive Asst.), Will Harriger (Asst. Quarterbacks), Travis Jones (Defensive Line), Pat McPherson (Tight Ends), Ricky Manning, Jr. (Asst. Defensive Backs), Chad Morton (Asst. Running Backs/Asst. Special Teams), Pat Ruel (Asst. Offensive Line), Brian Schneider (Special Teams Coord.), Rocky Seto (Assistant Head Coach/Defense), Carl Smith (Quarterbacks), Sherman Smith (Running Backs), Nick Sorenson (Asst. Defensive Backs/Asst. Special Teams), Lora Tatupu (Asst. Linebackers), Jamie Vanchar (Assistant Strength & Conditioning).

BUFFALO BILLS NUMERICAL

Table with columns: No, Name, Pos, Height, Weight, Age, Experience, College. Lists players such as Dan Carpenter, EJ Manuel, Tyrrod Taylor, etc.

Head Coach: Rex Ryan (20th NFL season, 2nd as head coach with Bills)
Assistant Coaches: Rob Ryan (Asst. Head Coach/Defense), Chris Palmer (Asst. Head Coach/Offense), Danny Crossman (Special Teams Coordinator), Anthony Lynn (Offensive Coordinator), Dennis Thurman (Defense), Bobby April III (Linebackers), John Blake (Defensive Line), Eric Ciano (Head Strength and Conditioning), Mike Gillislee (Coaching Asst.), Aaron Kromer (Offensive Line), Zak Kromer (Coaching Asst.), Sanjay Lal (Wide Receivers), David Lee (Quarterbacks), Dan Lubard (Strength and Conditioning Asst.), Mark Loehr (Strength and Conditioning Asst.), Hal Lutt (Asst. Strength and Conditioning), D'Antoni Lynn (Strength and Conditioning Asst.), Jason Rebrovic (Offensive Line), Ed Reed (Asst. Defensive Backs), Deuce Schwartz (Coaching Asst.), Eric Smith (Special Teams Asst.), Kathryn Smith (Quality Control/Special Teams), Doug Socha (Coaching Asst.), Tony Sparano (Tight Ends), Jason Vrable (Asst. Quarterbacks), Jeff Weeks (Outside Linebackers).

BILLS ALPHA

Table with columns: No, Name, Pos. Lists players such as Alexander, Blanton, Brown, etc.

National Football League Game Summary

NFL Copyright © 2016 by The National Football League. All rights reserved. This summary and play-by-play is for the express purpose of assisting media in their coverage of the game; any other use of this material is prohibited without the written permission of the National Football League. Updated: 11/8/2016

Date: Monday, 11/7/2016

Buffalo Bills at Seattle Seahawks
at CenturyLink Field, Seattle, WA

Start Time: 5:32 PM PST

Game Day Weather

Game Weather: Cloudy
Played Outdoor on Turf: FieldTurf

Temp: 61° F (16.1° C) Humidity: 40%, Wind: E 4 mph
Outdoor Weather: Cloudy,

Officials

Referee: Anderson, Walt (66) Umpire: Hannah, Butch (40) Head Linesman: Phillips, Jerod (6)
Line Judge: Boston, Byron (18) Side Judge: Hayes, Laird (125) Field Judge: Jenkins, John (117)
Back Judge: Wilson, Gregory (119) Replay Official: Smith, Billy ()

Lineups

Buffalo Bills			Seattle Seahawks				
Offense		Defense	Offense		Defense		
WR 17	J.Hunter	DT 95	K.Williams	WR 89	D.Baldwin	LDE 55	F.Clark
LT 77	C.Glenn	NT 91	L.Douzable	LT 74	G.Fant	LDT 77	A.Rubin
LG 64	R.Incognito	CB 29	K.Seymour	LG 63	M.Glowinski	RDT 93	T.McDaniel
C 70	E.Wood	OLB 55	J.Hughes	C 68	J.Britt	RDE 56	C.Avril
RG 76	J.Miller	WILL 53	Z.Brown	RG 76	G.Ifedi	OLB 52	B.Coyle
RT 79	J.Mills	MIKE 52	P.Brown	RT 79	G.Gilliam	MLB 54	B.Wagner
TE 85	C.Clay	OLB 57	L.Alexander	TE 88	J.Graham	OLB 50	K.Wright
QB 5	T.Taylor	CB 28	R.Darby	WR 15	J.Kearse	LCB 25	R.Sherman
FB 42	J.Felton	S 26	R.Blanton	QB 3	R.Wilson	RCB 35	D.Shead
RB 25	L.McCoy	S 20	C.Graham	WR 16	T.Lockett	SS 33	K.McCray
WR 10	R.Woods	CB 24	S.Gilmore	RB 32	C.Michael	FS 29	E.Thomas

Substitutions

K 2 D.Carpenter, P 6 C.Schmidt, WR 11 P.Harvin, WR 19 W.Powell, CB 21 N.Robey-Coleman, RB 22 R.Bush, S 27 D.Williams, CB 30 C.White, RB 31 J.Williams, RB 35 M.Gillislee, S 36 J.Meeks, S 38 S.Brown, LB 50 R.Humber, LB 51 B.Spikes, LB 56 L.McCray, LS 65 G.Sanborn, T 71 C.Kouandjio, G 72 R.Groy, TE 84 N.O'Leary, WR 88 M.Goodwin, LB 90 S.Lawson, DT 92 A.Washington, DE 94 J.Worthy

Substitutions

K 4 S.Hauschka, P 9 J.Ryan, WR 10 P.Richardson, WR 19 T.McEvoy, CB 20 J.Lane, RB 22 C.Prorise, FS 23 S.Terrell, CB 27 N.Thorpe, RB 36 A.Collins, SS 40 T.Powell, LB 41 D.McDonald, FB 46 W.Tukuafu, LS 48 N.Frese, LB 58 K.Pierre-Louis, LB 59 J.Tripp, T 73 J.Webb, TE 81 N.Vannett, TE 86 B.Williams, DT 90 J.Reed, DE 91 C.Marsh, DT 92 S.Siliga, DE 97 D.Moore

Did Not Play

QB 3 E.Manuel

Did Not Play

QB 2 T.Boykin, C 53 J.Hunt

Not Active

QB 7 Ca.Jones, WR 15 B.Tate, T 66 S.Henderson, C 67 P.Lewis, TE 87 G.Christian, DT 97 C.Bryant, DT 99 M.Dareus

Not Active

CB 21 D.Elliott, SS 31 K.Chancellor, RB 34 T.Rawls, G 70 R.Odhiambo, DE 72 M.Bennett, T 78 B.Sowell, TE 82 L.Willson

Field Goals (made () & missed)

D.Carpenter (31) 54WR		S.Hauschka (49)					Total
		1	2	3	4	OT	
VISITOR:	Buffalo Bills	14	3	0	8	0	25
HOME:	Seattle Seahawks	7	21	0	3	0	31

Scoring Plays

Team	Qtr	Time	Play Description (Extra Point) (Drive Info)	Visitor	Home
Bills	1	13:32	T.Taylor 3 yd. run (D.Carpenter kick) (1-3, 0:04)	7	0
Seahawks	1	12:21	R.Wilson 3 yd. run (S.Hauschka kick) (3-58, 1:11)	7	7
Bills	1	2:21	J.Hunter 5 yd. pass from T.Taylor (D.Carpenter kick) (17-75,10:00)	14	7
Seahawks	2	14:54	J.Graham 17 yd. pass from R.Wilson (S.Hauschka kick) (5-65, 2:27)	14	14
Bills	2	9:32	D.Carpenter 31 yd. Field Goal (12-62, 5:22)	17	14
Seahawks	2	4:29	C.Michael 3 yd. run (S.Hauschka kick) (3-40, 1:42)	17	21
Seahawks	2	1:00	J.Graham 18 yd. pass from R.Wilson (S.Hauschka kick) (6-68, 1:19)	17	28
Bills	4	14:26	M.Gillislee 1 yd. run (T.Taylor run) (13-82, 6:49)	25	28
Seahawks	4	9:49	S.Hauschka 49 yd. Field Goal (8-44, 4:37)	25	31

National Football League Game Summary

NFL Copyright © 2016 by The National Football League. All rights reserved. This summary and play-by-play is for the express purpose of assisting media in their coverage of the game; any other use of this material is prohibited without the written permission of the National Football League.

Updated: 11/8/2016

Paid Attendance: 69,084

Time: 3:15

Final Team Statistics

	Visitor Bills	Home Seahawks
TOTAL FIRST DOWNS	30	19
By Rushing	11	4
By Passing	16	13
By Penalty	3	2
THIRD DOWN EFFICIENCY	12-17-71%	2-7-29%
FOURTH DOWN EFFICIENCY	0-1-0%	0-0-0%
TOTAL NET YARDS	425	278
Total Offensive Plays (inc. times thrown passing)	82	42
Average gain per offensive play	5.2	6.6
NET YARDS RUSHING	162	33
Total Rushing Plays	38	12
Average gain per rushing play	4.3	2.8
Tackles for a loss-number and yards	2-3	1-2
NET YARDS PASSING	263	245
Times thrown - yards lost attempting to pass	5-26	4-37
Gross yards passing	289	282
PASS ATTEMPTS-COMPLETIONS-HAD INTERCEPTED	39-27-1	26-20-0
Avg gain per pass play (inc.# thrown passing)	6.0	8.2
KICKOFFS Number-In End Zone-Touchbacks	5-3-2	6-6-5
PUNTS Number and Average	3-32.7	4-35.5
Had Blocked	0	1
FGs - PATs Had Blocked	0-0	0-0
Net Punting Average	26.0	32.3
TOTAL RETURN YARDAGE (Not Including Kickoffs)	13	51
No. and Yards Punt Returns	2-13	2-20
No. and Yards Kickoff Returns	1-13	3-65
No. and Yards Interception Returns	0-0	1-31
PENALTIES Number and Yards	11-115	10-75
FUMBLES Number and Lost	0-0	0-0
TOUCHDOWNS	3	4
Rushing	2	2
Passing	1	2
EXTRA POINTS Made-Attempts	3-3	4-4
Kicking Made-Attempts	2-2	4-4
Rushing Made-Attempts	1-1	0-0
FIELD GOALS Made-Attempts	1-2	1-1
RED ZONE EFFICIENCY	3-5-60%	4-4-100%
GOAL TO GO EFFICIENCY	3-5-60%	2-2-100%
SAFETIES	0	0
FINAL SCORE	25	31
TIME OF POSSESSION	40:17	19:43

Ball Possession And Drive Chart

Buffalo Bills

#	Time Recd	Time Lost	Time Poss	How Ball Obtained	Drive Began	# Play	Yds Gain	Yds Pen	Net Yds	1st Down	Last Scrm	How Given Up
1	13:36	13:32	0:04	Blocked Punt	SEA 3	1	3	0	3	1	* SEA 3	Touchdown
2	12:21	2:21	10:00	Kickoff	BUF 25	17	80	-5	75	6	* SEA 5	Touchdown
3	14:54	9:32	5:22	Kickoff	BUF 25	12	57	5	62	5	* SEA 13	Field Goal
4	7:18	6:11	1:07	Punt	BUF 21	3	1	5	6	0	BUF 27	Punt
5	4:29	2:19	2:10	Kickoff	BUF 13	3	18	-11	7	0	BUF 20	Punt
6	1:00	0:00	1:00	Kickoff	BUF 25	7	50	-10	40	2	SEA 35	Missed FG
7	15:00	10:18	4:42	Kickoff	BUF 25	8	48	0	48	3	SEA 27	Interception
8	6:15	14:26	6:49	Punt	BUF 18	13	102	-20	82	6	* SEA 1	Touchdown
9	9:49	3:14	6:35	Kickoff	BUF 25	11	41	-11	30	3	SEA 45	Punt
10	2:41	0:13	2:28	Punt	BUF 40	9	25	20	45	4	* SEA 15	Downs

(314) Average BUF 31

Seattle Seahawks

#	Time Recd	Time Lost	Time Poss	How Ball Obtained	Drive Began	# Play	Yds Gain	Yds Pen	Net Yds	1st Down	Last Scrm	How Given Up
1	15:00	13:36	1:24	Kickoff	SEA 25	3	7	0	7	0	SEA 32	Blocked Punt
2	13:32	12:21	1:11	Kickoff	SEA 42	3	58	0	58	2	* BUF 3	Touchdown
3	2:21	14:54	2:27	Kickoff	SEA 35	5	60	5	65	4	* BUF 17	Touchdown
4	9:32	7:18	2:14	Kickoff	SEA 27	4	9	0	9	1	SEA 36	Punt
5	6:11	4:29	1:42	Punt	BUF 40	3	31	9	40	4	* BUF 3	Touchdown
6	2:19	1:00	1:19	Punt	SEA 32	6	73	-5	68	4	* BUF 18	Touchdown
7	10:18	6:15	4:03	Interception	SEA 27	7	18	0	18	2	SEA 45	Punt
8	14:26	9:49	4:37	Kickoff	SEA 25	8	30	14	44	2	BUF 31	Field Goal
9	3:14	2:41	0:33	Punt	SEA 18	3	-7	0	-7	0	SEA 11	Punt
10	0:13	0:00	0:13	Downs	SEA 15	1	-1	0	-1	0	SEA 15	End of Game

(306) Average SEA 31

* inside opponent's 20

Time of Possession by Quarter		1st	2nd	3rd	4th	OT	Total
Visitor	Buffalo Bills	10:04	9:39	10:57	9:37		40:17
Home	Seattle Seahawks	4:56	5:21	4:03	5:23		19:43

Kickoff Drive No.-Start Average

Bills: 6 - BUF 23

Seahawks: 5 - SEA 31

First Half Summary

PERIOD SCORES

Bills	14	3 = 17
Seahawks	7	21 = 28

TIME OF POSSESSION

Bills	19:43
Seahawks	10:17

Scoring Plays

Team	Qtr	Time	Play Description (Extra Point) (Drive Info)	Visitor	Home
Bills	1	13:32	T.Taylor 3 yd. run (D.Carpenter kick) (1-3, 0:04)	7	0
Seahawks	1	12:21	R.Wilson 3 yd. run (S.Hauschka kick) (3-58, 1:11)	7	7
Bills	1	2:21	J.Hunter 5 yd. pass from T.Taylor (D.Carpenter kick) (17-75,10:00)	14	7
Seahawks	2	14:54	J.Graham 17 yd. pass from R.Wilson (S.Hauschka kick) (5-65, 2:27)	14	14
Bills	2	9:32	D.Carpenter 31 yd. Field Goal (12-62, 5:22)	17	14
Seahawks	2	4:29	C.Michael 3 yd. run (S.Hauschka kick) (3-40, 1:42)	17	21
Seahawks	2	1:00	J.Graham 18 yd. pass from R.Wilson (S.Hauschka kick) (6-68, 1:19)	17	28

	Buffalo Bills	Seattle Seahawks
TOTAL FIRST DOWNS	14	15
First Downs Rushing-Passing-by Penalty	5 - 8 - 1	3 - 11 - 1
THIRD DOWN EFFICIENCY	6-9-67%	1-3-33%
TOTAL NET YARDS	209	238
Total Offensive Plays	41	24
NET YARDS RUSHING	82	19
NET YARDS PASSING	127	219
Gross Yards Passing	135	229
Times thrown-yards lost attempting to pass	2-8	1-10
Pass Attempts-Completions-Had Intercepted	21 - 13 - 0	17 - 14 - 0
Punts-Number and Average	2 - 35.5	2 - 21.5
Penalties-Number and Yards	7 - 60	6 - 45
Fumbles-Number and Lost	0 - 0	0 - 0
Red Zone Efficiency	2-3-67%	4-4-100%
Average Drive Start	BUF 34	SEA 37

Buffalo Bills										Seattle Seahawks							
RUSHING	ATT	YDS	AVG	LG	TD	RUSHING	ATT	YDS	AVG	LG	TD	RUSHING	ATT	YDS	AVG	LG	TD
L.McCoy	10	49	4.9	15	0	T.Lockett	1	13	13.0	13	0	T.Lockett	1	13	13.0	13	0
T.Taylor	5	17	3.4	5	1	R.Wilson	1	3	3.0	3	1	R.Wilson	1	3	3.0	3	1
M.Gillislee	2	14	7.0	9	0	C.Prosise	1	2	2.0	2	0	C.Prosise	1	2	2.0	2	0
J.Felton	1	2	2.0	2	0	C.Michael	3	1	0.3	3	1	C.Michael	3	1	0.3	3	1
Total	18	82	4.6	15	1	Total	6	19	3.2	13	2	Total	6	19	3.2	13	2
PASSING	ATT	CMP	YDS	SK/YD	TD	LG	IN	RT	PASSING	ATT	CMP	YDS	SK/YD	TD	LG	IN	RT
T.Taylor	20	13	135	2/8	1	29	0	101.0	R.Wilson	17	14	229	1/10	2	50	0	158.0
J.Williams	1	0	0	0/0	0	0	0	39.6	Total	17	14	229	1/10	2	50	0	158.0
Total	21	13	135	2/8	1	29	0	96.3									
PASS RECEIVING	TAR	REC	YDS	AVG	LG	TD	PASS RECEIVING	TAR	REC	YDS	AVG	LG	TD				
R.Woods	5	4	82	20.5	29	0	J.Graham	6	6	94	15.7	18	2				
C.Clay	4	3	9	3.0	6	0	D.Baldwin	4	4	76	19.0	50	0				
R.Bush	2	2	22	11.0	14	0	J.Kearse	3	2	36	18.0	20	0				
L.McCoy	2	1	11	11.0	11	0	T.Lockett	1	1	17	17.0	17	0				
M.Goodwin	1	1	8	8.0	8	0	C.Prosise	1	1	6	6.0	6	0				
J.Hunter	1	1	5	5.0	5	1											
M.Gillislee	1	1	-2	-2.0	-2	0											
Total	16	13	135	10.4	29	1	Total	15	14	229	16.4	50	2				

Buffalo Bills	Regular	Defensive Plays	Special Teams	Misc
---------------	---------	-----------------	---------------	------

First Quarter

BUF wins the coin toss and elects to defer. SEA elects to Receive, and BUF elects to defend the north goal.

D.Carpenter kicks 65 yards from BUF 35 to end zone, Touchback.

Seattle Seahawks at 15:00

- 1-10-SEA 25 (15:00) R.Wilson pass short left to D.Baldwin pushed ob at SEA 34 for 9 yards (K.Seymour).
- 2-1-SEA 34 (14:30) C.Michael right tackle to SEA 32 for -2 yards (J.Worthy; P.Brown).
- 3-3-SEA 32 (13:51) (Shotgun) R.Wilson pass incomplete short right [Z.Brown].
- 4-3-SEA 32 (13:45) J.Ryan punt is BLOCKED by J.Hughes, Center-N.Frese, ball out of bounds at SEA 3.

Buffalo Bills at 13:36

- 1-3-SEA 3 (13:36) (Shotgun) T.Taylor left end for 3 yards, TOUCHDOWN. R1
- D.Carpenter extra point is GOOD, Center-G.Sanborn, Holder-C.Schmidt.

BUF 7 SEA 0, 1 plays, 3 yards, 0:04 drive, 1:28 elapsed

D.Carpenter kicks 66 yards from BUF 35 to SEA -1. T.Lockett to SEA 42 for 43 yards (J.Meeks).

Seattle Seahawks at 13:32, (1st play from scrimmage 13:25)

- 1-10-SEA 42 (13:25) (Shotgun) R.Wilson pass short right to D.Baldwin pushed ob at SEA 47 for 5 yards (S.Gilmore).
- 2-5-SEA 47 (12:58) R.Wilson pass deep middle to D.Baldwin to BUF 3 for 50 yards (R.Darby). P1
- Timeout #1 by BUF at 12:26.
- 1-3-BUF 3 (12:26) R.Wilson right end for 3 yards, TOUCHDOWN. R2
- S.Hauschka extra point is GOOD, Center-N.Frese, Holder-J.Ryan.

BUF 7 SEA 7, 3 plays, 58 yards, 1:11 drive, 2:39 elapsed

S.Hauschka kicks 65 yards from SEA 35 to end zone, Touchback.

Buffalo Bills at 12:21

- 1-10-BUF 25 (12:21) T.Taylor pass short right to C.Clay pushed ob at BUF 25 for no gain (B.Coyle).
- 2-10-BUF 25 (11:46) (Shotgun) T.Taylor left end to BUF 30 for 5 yards (K.McCray).
- 3-5-BUF 30 (11:08) (Shotgun) T.Taylor pass short right to M.Goodwin pushed ob at BUF 38 for 8 yards (J.Lane). P2
- 1-10-BUF 38 (10:48) (Shotgun) R.Groy reported in as eligible. PENALTY on BUF-T.Taylor, Delay of Game, 5 yards, enforced at BUF 38 - No Play.
- 1-15-BUF 33 (10:14) (Shotgun) R.Groy reported in as eligible. T.Taylor sacked at BUF 32 for -1 yards (B.Coyle).
- 2-16-BUF 32 (9:35) L.McCoy left tackle to BUF 38 for 6 yards (E.Thomas; D.Shead).
- 3-10-BUF 38 (8:52) (Shotgun) T.Taylor pass short right to R.Woods pushed ob at SEA 49 for 13 yards (K.McCray). P3
- 1-10-SEA 49 (8:08) (Shotgun) L.McCoy left tackle to SEA 45 for 4 yards (B.Wagner; K.Wright).
- 2-6-SEA 45 (7:25) (Shotgun) M.Gillislee left end to SEA 40 for 5 yards (B.Wagner).
- 3-1-SEA 40 (6:46) (Shotgun) M.Gillislee up the middle to SEA 31 for 9 yards (K.Wright). R4
- 1-10-SEA 31 (6:08) (Shotgun) T.Taylor pass incomplete deep right to R.Woods.
- 2-10-SEA 31 (6:01) (Shotgun) L.McCoy right end to SEA 20 for 11 yards (B.Wagner; E.Thomas). R5
- 1-10-SEA 20 (5:34) (Shotgun) T.Taylor pass short right to C.Clay to SEA 14 for 6 yards (K.McCray; K.Wright).
- 2-4-SEA 14 (5:01) (Shotgun) T.Taylor left end to SEA 11 for 3 yards (B.Wagner).
- 3-1-SEA 11 (4:24) J.Felton up the middle to SEA 9 for 2 yards (R.Sherman; B.Coyle). R6
- 1-9-SEA 9 (3:43) (Shotgun) T.Taylor scrambles left end pushed ob at SEA 5 for 4 yards (K.Wright).
- 2-5-SEA 5 (3:08) (Shotgun) L.McCoy up the middle to SEA 5 for no gain (C.Avril; T.McDaniel).
- 3-5-SEA 5 (2:24) (Shotgun) T.Taylor pass short right to J.Hunter for 5 yards, TOUCHDOWN. P7
- D.Carpenter extra point is GOOD, Center-G.Sanborn, Holder-C.Schmidt.

BUF 14 SEA 7, 17 plays, 75 yards, 10:00 drive, 12:39 elapsed

D.Carpenter kicks 42 yards from BUF 35 to SEA 23. B.Williams to SEA 35 for 12 yards (R.Humber; W.Powell).

Seattle Seahawks at 2:21, (1st play from scrimmage 2:15)

- 1-10-SEA 35 (2:15) T.Lockett right end to SEA 48 for 13 yards (J.Hughes). R3
- 1-10-SEA 48 (2:15) (Shotgun) PENALTY on BUF-L.Alexander, Neutral Zone Infraction, 5 yards, enforced at SEA 48 - No Play.
- 1-5-BUF 47 (1:18) (Shotgun) R.Wilson pass short left to T.Lockett to BUF 30 for 17 yards (C.Graham). P4
- 1-10-BUF 30 (:47) C.Michael right tackle to BUF 30 for no gain (K.Williams).
- 2-10-BUF 30 (:09) (Shotgun) R.Wilson pass short middle to J.Graham to BUF 17 for 13 yards (R.Blanton; Z.Brown). P5

Buffalo Bills vs Seattle Seahawks at CenturyLink Field

END OF QUARTER

	Score	Time Poss	First Downs				Efficiencies	
			R	P	X	T	3 Down	4 Down
Buffalo Bills	14	10:04	4	3	0	7	5/5	0/0
Seattle Seahawks	7	4:56	2	3	0	5	0/1	0/0

Second Quarter

11/7/2016

Play By Play

Seattle Seahawks continued.

1-10-BUF 17 (15:00) (Shotgun) R.Wilson pass deep right to J.Graham for 17 yards, TOUCHDOWN [L.Alexander]. P6
 Penalty on BUF-R.Blanton, Defensive Pass Interference, declined.
 S.Hauschka extra point is GOOD, Center-N.Frese, Holder-J.Ryan.

BUF 14 SEA 14, 5 plays, 65 yards, 1 penalty, 2:27 drive, 0:06 elapsed
--

S.Hauschka kicks 65 yards from SEA 35 to end zone, Touchback.

Buffalo Bills at 14:54

1-10-BUF 25 (14:54) (Shotgun) T.Taylor pass short left to R.Woods to 50 for 25 yards (E.Thomas). P8
1-10-50 (14:14) (Shotgun) L.McCoy left end to SEA 42 for 8 yards (J.Reed; D.Shead).
 2-2-SEA 42 (13:36) (Shotgun) L.McCoy right tackle to SEA 42 for no gain (B.Wagner).
 3-2-SEA 42 (12:59) (Shotgun) L.McCoy right tackle to SEA 40 for 2 yards (B.Wagner). R9
1-10-SEA 40 (12:19) (Shotgun) T.Taylor scrambles right end pushed ob at SEA 38 for 2 yards (K.McCray).
 PENALTY on SEA-R.Sherman, Defensive Holding, 5 yards, enforced at SEA 38. X10
1-10-SEA 33 (11:58) (Shotgun) T.Taylor pass short right to R.Bush ran ob at SEA 19 for 14 yards (E.Thomas). P11
1-10-SEA 19 (11:25) (Shotgun) R.Groy reported in as eligible. T.Taylor pass incomplete short left.
 2-10-SEA 19 (11:19) (Shotgun) T.Taylor pass short right to L.McCoy to SEA 8 for 11 yards (E.Thomas; R.Sherman). P12
1-8-SEA 8 (10:33) Direct snap to L.McCoy. L.McCoy right tackle to SEA 6 for 2 yards (J.Reed).
 Timeout #2 by BUF at 09:58.
 2-6-SEA 6 (9:58) (Shotgun) T.Taylor pass incomplete short right to L.McCoy.
 3-6-SEA 6 (9:51) (Shotgun) T.Taylor sacked at SEA 13 for -7 yards (sack split by C.Avril and F.Clark).
 4-13-SEA 13 (9:35) D.Carpenter 31 yard field goal is GOOD, Center-G.Sanborn, Holder-C.Schmidt.

BUF 17 SEA 14, 12 plays, 62 yards, 1 penalty, 5:22 drive, 5:28 elapsed

D.Carpenter kicks 48 yards from BUF 35 to SEA 17. C.Marsh to SEA 27 for 10 yards (L.McCray; C.White).

Seattle Seahawks at 9:32, (1st play from scrimmage 9:28)

1-10-SEA 27 (9:28) R.Wilson pass short right to J.Graham to SEA 44 for 17 yards (P.Brown; R.Darby). P7
1-10-SEA 44 (8:48) R.Wilson pass incomplete deep right to J.Kearse (R.Darby).
 2-10-SEA 44 (8:41) C.Prosise up the middle to SEA 46 for 2 yards (L.Alexander; K.Williams).
 3-8-SEA 46 (8:02) (Shotgun) R.Wilson sacked at SEA 36 for -10 yards (J.Hughes).
 4-18-SEA 36 (7:27) J.Ryan punts 43 yards to BUF 21, Center-N.Frese. R.Bush to BUF 21 for no gain (N.Thorpe).

Buffalo Bills at 7:18

1-10-BUF 21 (7:18) (Shotgun) L.McCoy right end to BUF 22 for 1 yard (K.McCray; D.Shead).
 2-9-BUF 22 (6:41) (Shotgun) T.Taylor pass incomplete short left to C.Clay (K.McCray).
 3-9-BUF 22 (6:35) (Shotgun) T.Taylor pass incomplete deep middle to M.Goodwin.
 PENALTY on SEA-C.Avril, Defensive Offside, 5 yards, enforced at BUF 22 - No Play.
 3-4-BUF 27 (6:28) (Shotgun) T.Taylor pass incomplete short right.
 4-4-BUF 27 (6:21) C.Schmidt punts 35 yards to SEA 38, Center-G.Sanborn. T.Lockett to BUF 18 for 44 yards (R.Blanton; C.Schmidt).
 Buffalo challenged the runner was in bounds ruling, and the play was REVERSED.
 C.Schmidt punts 35 yards to SEA 38, Center-G.Sanborn. T.Lockett ran ob at BUF 40 for 22 yards (M.Gillislee).

Seattle Seahawks at 6:11

1-10-BUF 40 (6:11) R.Wilson pass deep middle to J.Kearse to BUF 24 for 16 yards (S.Gilmore) [L.Alexander]. P8
1-10-BUF 24 (5:39) R.Wilson pass short right to D.Baldwin pushed ob at BUF 12 for 12 yards (P.Brown). P9
1-10-BUF 12 (5:06) C.Michael right tackle to BUF 10 for 2 yards (L.Alexander).
 PENALTY on SEA-G.Fant, Clipping, 15 yards, enforced at BUF 12 - No Play.
 1-25-BUF 27 (4:38) (Shotgun) R.Wilson pass incomplete deep right to D.Baldwin.
 PENALTY on BUF-R.Darby, Defensive Pass Interference, 24 yards, enforced at BUF 27 - No Play. X10
1-3-BUF 3 (4:33) G.Gilliam reported in as eligible. C.Michael right end for 3 yards, TOUCHDOWN. R11
 S.Hauschka extra point is GOOD, Center-N.Frese, Holder-J.Ryan.

BUF 17 SEA 21, 3 plays, 40 yards, 1 penalty, 1:42 drive, 10:31 elapsed

S.Hauschka kicks 65 yards from SEA 35 to BUF 0. R.Bush to BUF 13 for 13 yards (S.Terrell).

Buffalo Bills at 4:29, (1st play from scrimmage 4:21)

1-10-BUF 13 (4:21) (Shotgun) M.Gillislee right tackle to BUF 14 for 1 yard (D.Moore).

Buffalo Bills vs Seattle Seahawks at CenturyLink Field

PENALTY on BUF-C.Glenn, Offensive Holding, 6 yards, enforced at BUF 13 - No Play.

- 1-16-BUF 7 (3:56) (Shotgun) T.Taylor pass short middle to C.Clay to BUF 10 for 3 yards (B.Wagner).
 - 2-13-BUF 10 (3:14) (Shotgun) T.Taylor pass incomplete deep right.
 - 3-13-BUF 10 (3:09) (Shotgun) *PENALTY on BUF-T.Taylor, Delay of Game, 5 yards, enforced at BUF 10 - No Play.*
 - 3-18-BUF 5 (3:09) (Shotgun) L.McCoy left end to BUF 20 for 15 yards (D.Shead; K.McCray).
 - 4-3-BUF 20 (2:29) C.Schmidt punts 36 yards to SEA 44, Center-G.Sanborn. T.Lockett to SEA 42 for -2 yards (C.Graham).
- PENALTY on SEA-D.Moore, Offensive Holding, 10 yards, enforced at SEA 42.*

Seattle Seahawks at 2:19

- 1-10-SEA 32 (2:19) R.Wilson pass short left to J.Graham pushed ob at SEA 47 for 15 yards (N.Robey-Coleman). P12

Two-Minute Warning

- 1-10-SEA 47 (2:00) (Shotgun) *PENALTY on SEA-J.Graham, False Start, 5 yards, enforced at SEA 47 - No Play.*
 - 1-15-SEA 42 (2:00) (Shotgun) R.Wilson pass deep left to J.Kearse ran ob at BUF 38 for 20 yards. P13
 - 1-10-BUF 38 (1:50) (No Huddle, Shotgun) R.Wilson pass short left to C.Prosise pushed ob at BUF 32 for 6 yards (C.Graham).
 - 2-4-BUF 32 (1:48) (Shotgun) R.Wilson pass incomplete short right.
 - 3-4-BUF 32 (1:45) (Shotgun) R.Wilson pass short middle to J.Graham to BUF 18 for 14 yards (R.Blanton; C.Graham). P14
 - 1-10-BUF 18 **(1:05) (Shotgun) R.Wilson pass deep middle to J.Graham for 18 yards, TOUCHDOWN.** P15
- S.Hauschka extra point is GOOD, Center-N.Frese, Holder-J.Ryan.

BUF 17 SEA 28, 6 plays, 68 yards, 1:19 drive, 14:00 elapsed

S.Hauschka kicks 65 yards from SEA 35 to end zone, Touchback.

Buffalo Bills at 1:00

- 1-10-BUF 25 (1:00) (Shotgun) T.Taylor pass short middle to M.Gillislee to BUF 23 for -2 yards (B.Wagner; F.Clark).
Timeout #1 by SEA at 00:48.
- 2-12-BUF 23 (:48) (Shotgun) T.Taylor pass deep middle to R.Woods to SEA 48 for 29 yards (K.McCray). P13
- 1-10-SEA 48 (:27) (No Huddle, Shotgun) T.Taylor pass incomplete deep left [C.Avril].
- 2-10-SEA 48 (:20) (Shotgun) T.Taylor pass short middle to R.Bush ran ob at SEA 40 for 8 yards.
PENALTY on BUF-W.Powell, Illegal Block Above the Waist, 10 yards, enforced at SEA 40.
- 2-12-50 (:11) (Shotgun) T.Taylor pass short middle to R.Woods to SEA 35 for 15 yards (B.Wagner; E.Thomas). P14
Timeout #3 by BUF at 00:03.
- 1-10-SEA 35 (:03) D.Carpenter 53 yard field goal is No Good, Short, Center-G.Sanborn, Holder-C.Schmidt.
PENALTY on SEA-R.Sherman, Defensive Offside, 5 yards, enforced at SEA 35 - No Play. Unabated to the kicker.
Timeout #4 by BUF at 00:03. Trainer came on to the field to attend to #2. Charged 4th timeout to #2. He has to leave for next play
- 1-5-SEA 30 (:03) J.Williams spiked the ball to stop the clock.
- 2-5-SEA 30 (:01) (Field Goal formation) *PENALTY on BUF-D.Carpenter, Delay of Game, 5 yards, enforced at SEA 30 - No Play.*
- 2-10-SEA 35 (:01) (Field Goal formation) D.Carpenter 54 yard field goal is No Good, Wide Right, Center-G.Sanborn, Holder-C.Schmidt.

END OF QUARTER

	Score	Time Poss	First Downs				Efficiencies	
			R	P	X	T	3 Down	4 Down
Buffalo Bills	17	9:39	1	5	1	7	1/4	0/0
Seattle Seahawks	28	5:21	1	8	1	10	1/2	0/0

Third Quarter

11/7/2016

Play By Play

BUF elects to Receive, and SEA elects to defend the North goal.

S.Hauschka kicks 65 yards from SEA 35 to end zone, Touchback.

Buffalo Bills at 15:00

1-10-BUF 25	(15:00) (Shotgun) T.Taylor pass short left to M.Goodwin ran ob at BUF 40 for 15 yards (D.Shead).	P15
<u>1-10-BUF 40</u>	(14:21) (Shotgun) T.Taylor pass short left to M.Gillislee to BUF 46 for 6 yards (B.Coyle).	
2-4-BUF 46	(13:45) (Shotgun) T.Taylor right end to BUF 48 for 2 yards (K.Wright).	
3-2-BUF 48	(13:02) (Shotgun) T.Taylor pass short right to L.McCoy to SEA 47 for 5 yards (K.Wright).	P16
<u>1-10-SEA 47</u>	(12:18) (Shotgun) T.Taylor pass short left to R.Woods to SEA 38 for 9 yards (B.Wagner; B.Coyle).	
2-1-SEA 38	(11:40) (Shotgun) M.Gillislee left tackle to SEA 31 for 7 yards (A.Rubin).	R17
<u>1-10-SEA 31</u>	(11:05) (Shotgun) T.Taylor pass short left to L.McCoy to SEA 27 for 4 yards (D.Shead).	
2-6-SEA 27	(10:30) (Shotgun) T.Taylor pass deep right intended for R.Woods INTERCEPTED by R.Sherman at SEA -4. R.Sherman pushed ob at SEA 27 for 31 yards (M.Goodwin).	

Seattle Seahawks at 10:18

1-10-SEA 27	(10:18) C.Michael left tackle to SEA 27 for no gain (S.Gilmore; L.Alexander).	
2-10-SEA 27	(9:45) (Shotgun) R.Wilson pass short right to D.Baldwin pushed ob at SEA 33 for 6 yards (C.White).	
3-4-SEA 33	(9:10) (Shotgun) R.Wilson scrambles left end to SEA 41 for 8 yards (J.Hughes).	R16
<u>1-10-SEA 41</u>	(8:27) (Shotgun) R.Wilson pass short right to B.Williams to BUF 43 for 16 yards (R.Blanton; C.White).	P17
<u>1-10-BUF 43</u>	(7:45) (Shotgun) R.Wilson pass incomplete short right to T.Lockett.	
2-10-BUF 43	(7:39) C.Michael right tackle to BUF 43 for no gain (K.Williams).	
3-10-BUF 43	(6:59) (Shotgun) R.Wilson sacked at SEA 45 for -12 yards (S.Lawson).	
4-22-SEA 45	(6:23) J.Ryan punts 37 yards to BUF 18, Center-N.Frese, fair catch by R.Bush.	

Buffalo Bills at 6:15

1-10-BUF 18	(6:15) L.McCoy left end to BUF 22 for 4 yards (K.Wright).	
2-6-BUF 22	(5:34) (Shotgun) T.Taylor pass incomplete short left to M.Goodwin [K.Wright].	
3-6-BUF 22	(5:29) (Shotgun) T.Taylor pass short right to M.Goodwin pushed ob at BUF 35 for 13 yards (J.Lane) [B.Wagner].	P18
<u>1-10-BUF 35</u>	(5:03) (Shotgun) L.McCoy up the middle to BUF 47 for 12 yards (D.Moore; E.Thomas).	R19
<u>1-10-BUF 47</u>	(4:28) (Shotgun) L.McCoy right tackle to SEA 49 for 4 yards (E.Thomas; R.Sherman).	
2-6-SEA 49	(3:50) (Shotgun) T.Taylor pass short right to R.Woods to SEA 39 for 10 yards (B.Wagner).	P20
	<i>PENALTY on BUF-R.Woods, Taunting, 15 yards, enforced between downs.</i>	
<u>1-10-BUF 46</u>	(3:19) (Shotgun) M.Gillislee left tackle to BUF 48 for 2 yards (S.Siliga; K.McCray).	
2-8-BUF 48	(2:46) (Shotgun) T.Taylor pass short left to M.Goodwin ran ob at SEA 45 for 7 yards.	
3-1-SEA 45	(2:16) (Shotgun) T.Taylor pass short middle to R.Woods to SEA 30 for 15 yards (E.Thomas; J.Lane).	P21
<u>1-10-SEA 30</u>	(1:30) (Shotgun) L.McCoy right end to SEA 24 for 6 yards (R.Sherman; K.McCray).	
2-4-SEA 24	(:57) T.Taylor pass short left to L.McCoy to SEA 9 for 15 yards (K.McCray).	P22
<u>1-9-SEA 9</u>	(:57) <i>PENALTY on BUF, Offensive 12 On-field, 5 yards, enforced at SEA 9 - No Play.</i>	

END OF QUARTER

	Score	Time Poss	First Downs				Efficiencies	
			R	P	X	T	3 Down	4 Down
Buffalo Bills	17	10:57	2	6	0	8	3/3	0/0
Seattle Seahawks	28	4:03	1	1	0	2	1/2	0/0

Fourth Quarter

11/7/2016

Play By Play

Buffalo Bills continued.

- 1-14-SEA 14 (15:00) (Shotgun) T.Taylor pass short left to R.Woods pushed ob at SEA 1 for 13 yards (B.Coyle).
- 2-1-SEA 1 **(14:28) R.Groy reported in as eligible. M.Gillislee left guard for 1 yard, TOUCHDOWN. BUF-E.Wood was injured during the play. He is Out.** R23
TWO-POINT CONVERSION ATTEMPT. T.Taylor rushes up the middle. ATTEMPT SUCCEEDS.
The Replay Official reviewed the runner broke the plane ruling, and the play was Upheld. The ruling on the field stands.

BUF 25 SEA 28, 13 plays, 82 yards, 6:49 drive, 0:34 elapsed
--

D.Carpenter kicks 65 yards from BUF 35 to end zone, Touchback.

Seattle Seahawks at 14:26

- 1-10-SEA 25 (14:26) D.Baldwin right end pushed ob at SEA 26 for 1 yard (J.Hughes; C.White).
PENALTY on SEA-D.Baldwin, Illegal Motion, 5 yards, enforced at SEA 25 - No Play.
- 1-15-SEA 20 (13:57) (Shotgun) R.Wilson pass short middle to D.Baldwin to SEA 27 for 7 yards (C.White).
- 2-8-SEA 27 (13:19) (Shotgun) R.Wilson pass short middle to J.Graham to SEA 37 for 10 yards (C.Graham; P.Brown). P18
- 1-10-SEA 37 (12:43) C.Prosise up the middle to SEA 41 for 4 yards (C.Graham; P.Brown).
- 2-6-SEA 41 (12:07) R.Wilson pass incomplete short left to B.Williams.
- 3-6-SEA 41 (11:58) (Shotgun) J.Britt to SEA 35 for -6 yards. FUMBLES, recovered by SEA-R.Wilson at SEA 35. R.Wilson pass incomplete deep right to D.Baldwin.
PENALTY on BUF-N.Robey-Coleman, Defensive Pass Interference, 24 yards, enforced at SEA 41 - No Play. X19
- 1-10-BUF 35 (11:53) (Shotgun) R.Wilson sacked at BUF 41 for -6 yards (L.Alexander).
- 2-16-BUF 41 (11:09) (Shotgun) R.Wilson pass short right to J.Graham to BUF 36 for 5 yards (Z.Brown).
PENALTY on SEA-J.Kearse, Illegal Motion, 5 yards, enforced at BUF 41 - No Play.
- 2-21-BUF 46 (10:41) (Shotgun) R.Wilson pass short right to P.Richardson to BUF 31 for 15 yards (R.Blanton).
- 3-6-BUF 31 (10:00) (Shotgun) R.Wilson pass incomplete deep right to J.Kearse.
- 4-6-BUF 31 **(9:54) S.Hauschka 49 yard field goal is GOOD, Center-N.Frese, Holder-J.Ryan.**

BUF 25 SEA 31, 8 plays, 44 yards, 1 penalty, 4:37 drive, 5:11 elapsed
--

S.Hauschka kicks 65 yards from SEA 35 to end zone, Touchback.

Buffalo Bills at 9:49

- 1-10-BUF 25 (9:49) L.McCoy left tackle to BUF 25 for no gain (K.McCray).
- 2-10-BUF 25 (9:10) (Shotgun) T.Taylor pass short left to W.Powell to BUF 34 for 9 yards (D.Shead).
Seattle challenged the pass completion ruling, and the play was Upheld. The ruling on the field stands. (Timeout #1.)
- 3-1-BUF 34 (8:34) (Shotgun) M.Gillislee up the middle to BUF 37 for 3 yards (K.Wright; B.Coyle). R24
- 1-10-BUF 37 (8:04) (Shotgun) L.McCoy right guard to BUF 40 for 3 yards (B.Wagner).
- 2-7-BUF 40 (7:26) (Shotgun) T.Taylor scrambles left end ran ob at SEA 44 for 16 yards (D.Shead). R25
- 1-10-SEA 44 (6:57) (Shotgun) L.McCoy right tackle to SEA 37 for 7 yards (B.Wagner; K.Wright).
- 2-3-SEA 37 (6:31) (Shotgun) M.Gillislee right guard to SEA 35 for 2 yards (B.Wagner; B.Coyle).
- 3-1-SEA 35 (5:54) (Shotgun) M.Gillislee right guard to SEA 32 for 3 yards (K.McCray). R26
- 1-10-SEA 32 (5:11) (Shotgun) T.Taylor pass incomplete short middle to J.Felton.
- 2-10-SEA 32 (5:06) (Shotgun) L.McCoy left end to SEA 32 for no gain (K.McCray).
- 3-10-SEA 32 (4:16) (Shotgun) T.Taylor pass short middle to R.Woods to SEA 24 for 8 yards (E.Thomas).
PENALTY on BUF-C.Glenn, Tripping, 11 yards, enforced at SEA 32 - No Play.
- 3-21-SEA 43 (4:05) (Shotgun) L.McCoy up the middle to SEA 45 for -2 yards (D.Moore).
- 4-23-SEA 45 (3:22) C.Schmidt punts 27 yards to SEA 18, Center-G.Sanborn, out of bounds.

Seattle Seahawks at 3:14

- 1-10-SEA 18 (3:14) R.Wilson pass short left to J.Graham to SEA 17 for -1 yards (C.Graham).
Timeout #1 by BUF at 03:04.
- 2-11-SEA 17 (3:04) C.Prosise right tackle to SEA 20 for 3 yards (P.Brown; Z.Brown).
Timeout #2 by BUF at 02:59.
- 3-8-SEA 20 (2:59) (Shotgun) R.Wilson sacked at SEA 11 for -9 yards (K.Williams).
Timeout #3 by BUF at 02:53.
- 4-17-SEA 11 (2:53) J.Ryan punts 62 yards to BUF 27, Center-N.Frese. R.Bush to BUF 40 for 13 yards (K.Pierre-Louis; N.Thorpe).

Buffalo Bills at 2:41

- 1-10-BUF 40 (2:41) (Shotgun) T.Taylor pass short left to R.Woods to SEA 49 for 11 yards (R.Sherman). P27
- 1-10-SEA 49 (2:09) (Shotgun) L.McCoy up the middle to 50 for -1 yards (D.Moore).

Buffalo Bills vs Seattle Seahawks at CenturyLink Field

Two-Minute Warning

2-11-50 (2:00) (Shotgun) T.Taylor sacked at BUF 40 for -10 yards (sack split by B.Wagner and F.Clark).

3-21-BUF 40 (1:25) (Shotgun) T.Taylor pass deep right to R.Woods ran ob at SEA 38 for 22 yards [B.Wagner]. P28
PENALTY on SEA-B.Wagner, Roughing the Passer, 15 yards, enforced at SEA 38. X29
Penalty on SEA-J.Lane, Defensive Holding, declined.

1-10-SEA 23 (1:17) (Shotgun) T.Taylor scrambles right end to SEA 15 for 8 yards (K.Wright).

2-2-SEA 15 (1:09) (Shotgun) *PENALTY on SEA-F.Clark, Defensive Offside, 5 yards, enforced at SEA 15 - No Play. unabated to qb X30*

1-10-SEA 10 (1:09) (Shotgun) L.McCoy right tackle to SEA 7 for 3 yards (B.Wagner).
 Timeout #2 by SEA at 01:01.

2-7-SEA 7 (1:01) (Shotgun) T.Taylor sacked at SEA 8 for -1 yards (K.Wright).
 Timeout #3 by SEA at 00:52.

3-8-SEA 8 (:52) (Shotgun) T.Taylor sacked at SEA 15 for -7 yards (C.Avril).

4-15-SEA 15 (:20) (Shotgun) T.Taylor pass incomplete short middle to R.Woods [F.Clark].

Seattle Seahawks at 0:13

1-10-SEA 15 (:13) R.Wilson kneels to SEA 14 for -1 yards.

END OF QUARTER

	Score	Time Poss	First Downs				Efficiencies	
			R	P	X	T	3 Down	4 Down
Buffalo Bills	25	9:37	4	2	2	8	3/5	0/1
Seattle Seahawks	31	5:23	0	1	1	2	0/2	0/0

Miscellaneous Statistics Report

Buffalo Bills vs Seattle Seahawks
11/7/2016 at CenturyLink Field

Ten Longest Plays for Buffalo Bills

Yards	Qtr	Play Start	Play Description
37	4	3-21-BUF 40	(1:25) (Shotgun) T.Taylor pass deep right to R.Woods ran ob at SEA 38 for 22 yards [B.Wagner]. PENALTY on SEA-B.Wagner, Roughing the Passer, 15 yards, enforced at SEA 38. Penalty on SEA-J.Lane, Defensive Holding, declined.
29	2	2-12-BUF 23	(:48) (Shotgun) T.Taylor pass deep middle to R.Woods to SEA 48 for 29 yards (K.McCray).
25	2	1-10-BUF 25	(14:54) (Shotgun) T.Taylor pass short left to R.Woods to 50 for 25 yards (E.Thomas).
16	4	2-7-BUF 40	(7:26) (Shotgun) T.Taylor scrambles left end ran ob at SEA 44 for 16 yards (D.Shead).
15	2	3-18-BUF 5	(3:09) (Shotgun) L.McCoy left end to BUF 20 for 15 yards (D.Shead; K.McCray).
15	2	2-12-50	(:11) (Shotgun) T.Taylor pass short middle to R.Woods to SEA 35 for 15 yards (B.Wagner; E.Thomas).
15	3	1-10-BUF 25	(15:00) (Shotgun) T.Taylor pass short left to M.Goodwin ran ob at BUF 40 for 15 yards (D.Shead).
15	3	3-1-SEA 45	(2:16) (Shotgun) T.Taylor pass short middle to R.Woods to SEA 30 for 15 yards (E.Thomas; J.Lane).
15	3	2-4-SEA 24	(:57) T.Taylor pass short left to L.McCoy to SEA 9 for 15 yards (K.McCray).
14	2	1-10-SEA 33	(11:58) (Shotgun) T.Taylor pass short right to R.Bush ran ob at SEA 19 for 14 yards (E.Thomas).

Ten Longest Plays for Seattle Seahawks

Yards	Qtr	Play Start	Play Description
50	1	2-5-SEA 47	(12:58) R.Wilson pass deep middle to D.Baldwin to BUF 3 for 50 yards (R.Darby).
20	2	1-15-SEA 42	(2:00) (Shotgun) R.Wilson pass deep left to J.Kearse ran ob at BUF 38 for 20 yards.
18	2	1-10-BUF 18	(1:05) (Shotgun) R.Wilson pass deep middle to J.Graham for 18 yards, TOUCHDOWN.
17	1	1-5-BUF 47	(1:18) (Shotgun) R.Wilson pass short left to T.Lockett to BUF 30 for 17 yards (C.Graham).
17	2	1-10-BUF 17	(15:00) (Shotgun) R.Wilson pass deep right to J.Graham for 17 yards, TOUCHDOWN [L.Alexander].
17	2	1-10-SEA 27	(9:28) R.Wilson pass short right to J.Graham to SEA 44 for 17 yards (P.Brown; R.Darby).
16	2	1-10-BUF 40	(6:11) R.Wilson pass deep middle to J.Kearse to BUF 24 for 16 yards (S.Gilmore) [L.Alexander].
16	3	1-10-SEA 41	(8:27) (Shotgun) R.Wilson pass short right to B.Williams to BUF 43 for 16 yards (R.Blanton; C.White).
15	2	1-10-SEA 32	(2:19) R.Wilson pass short left to J.Graham pushed ob at SEA 47 for 15 yards (N.Robey-Coleman).
15	4	2-21-BUF 46	(10:41) (Shotgun) R.Wilson pass short right to P.Richardson to BUF 31 for 15 yards (R.Blanton).

Touchdown Scoring Information

		Offense	Defense	Special Teams
VISITOR	Buffalo Bills	3	0	0
HOME	Seattle Seahawks	4	0	0

Player Scoring Information

Club	Player	TD	Rush TD	Rec TD	KO TD	Punt TD	Int TD	Fum TD	Misc TD	FG	XP	2Pt Rush	2Pt Rec	Sfty	Points
BUF	T.Taylor	0	1	0	0	0	0	0	0	0	0	1	0	0	8
BUF	M.Gillislee	0	1	0	0	0	0	0	0	0	0	0	0	0	6
BUF	J.Hunter	0	0	1	0	0	0	0	0	0	0	0	0	0	6
BUF	D.Carpenter	0	0	0	0	0	0	0	0	1	2	0	0	0	5
SEA	J.Graham	0	0	2	0	0	0	0	0	0	0	0	0	0	12
SEA	S.Hauschka	0	0	0	0	0	0	0	0	1	4	0	0	0	7
SEA	R.Wilson	0	1	0	0	0	0	0	0	0	0	0	0	0	6
SEA	C.Michael	0	1	0	0	0	0	0	0	0	0	0	0	0	6

Possession Detail

	First Half		Second Half		Game	
	Visitor	Home	Visitor	Home	Visitor	Home
Largest Lead	7	11	0	6	7	11
Drives Leading	2	1	0	4	2	5
Time of Possession Leading	1:11	1:19	0:00	9:26	1:11	10:45
Largest Deficit	-11	-7	-6	0	-11	-7
Drives Trailing	2	4	4	0	6	4
Time of Possession Trailing	3:10	7:34	20:34	0:00	23:44	7:34
Times Score Tied Up		2		0		2
Lead Changes		4		0		4

Playtime Percentage

Percent of playtime per player on offense, defense and special teams

		Buffalo Bills				Seattle Seahawks								
		Offense	Defense	Special Teams				Offense	Defense	Special Teams				
R Incognito	G	86	100%		5	18%	M Glowinski	G	47	100%	10	36%		
J Miller	G	86	100%		5	18%	G Gilliam	T	47	100%	5	18%		
J Mills	T	86	100%		5	18%	J Britt	C	47	100%	5	18%		
C Glenn	T	86	100%		5	18%	G Ifedi	G	47	100%	5	18%		
T Taylor	QB	85	99%				G Fant	T	47	100%	5	18%		
C Clay	TE	82	95%				R Wilson	QB	47	100%				
R Woods	WR	67	78%				J Graham	TE	42	89%				
L McCoy	RB	64	74%				D Baldwin	WR	40	85%	3	11%		
E Wood	C	63	73%				J Kearsse	WR	40	85%				
M Goodwin	WR	48	56%		1	4%	T Lockett	WR	27	57%	8	29%		
W Powell	WR	42	49%		5	18%	C Proise	RB	26	55%				
R Groy	G	26	30%	1	2%	5	18%	C Michael	RB	18	38%			
J Hunter	WR	26	30%				N Vannett	TE	12	26%	5	18%		
M Gillislee	RB	24	28%		9	32%	B Williams	TE	10	21%	23	82%		
J Felton	FB	23	27%		6	21%	W Tukuafu	FB	8	17%	6	21%		
P Harvin	WR	21	24%				P Richardson	WR	8	17%	1	4%		
N O'Leary	TE	17	20%		8	29%	T McEvoy	WR	2	4%	3	11%		
R Bush	RB	8	9%		10	36%	J Webb	T	1	2%	5	18%		
L Douzable	DE	1	1%	23	49%	10	36%	A Collins	RB	1	2%			
B Spikes	LB	1	1%	1	2%	14	50%	K McCray	SS		86	100%	9	32%
C Kouandjio	T	1	1%		10	36%	K Wright	LB		86	100%	5	18%	
C Schmidt	P	1	1%		8	29%	B Wagner	LB		86	100%	5	18%	
G Sanborn	LS	1	1%		8	29%	E Thomas	FS		85	99%	1	4%	
J Williams	RB	1	1%				R Sherman	CB		84	98%	5	18%	
C Graham	FS			47	100%	8	29%	D Shead	CB		84	98%		
P Brown	LB			47	100%	8	29%	C Avril	DE		68	79%		
R Blanton	FS			46	98%	13	46%	F Clark	DE		67	78%	1	4%
L Alexander	LB			46	98%	5	18%	J Lane	CB		51	59%	13	46%
S Gilmore	CB			45	96%	3	11%	A Rubin	DT		45	52%	2	7%
K Williams	DT			42	89%	5	18%	T McDaniel	DT		43	50%	5	18%
Z Brown	LB			38	81%	9	32%	B Coyle	LB		37	43%	20	71%
J Hughes	LB			38	81%	2	7%	D Moore	DE		37	43%	4	14%
C White	CB			27	57%	18	64%	S Siliga	DT		33	38%	3	11%
N Robey	CB			23	49%	6	21%	C Marsh	DE		31	36%	22	79%
J Worthy	DT			22	47%	5	18%	J Reed	DT		22	26%	5	18%
R Darby	CB			19	40%	5	18%	S Terrell	FS		1	1%	20	71%
A Washington	DT			18	38%			N Thorpe	CB			18	64%	
K Seymour	CB			15	32%	12	43%	D McDonald	LB			17	61%	
S Lawson	DE			13	28%			J Tripp	LB			16	57%	
L McCray	LB			3	6%	18	64%	K Pierre-Louis	LB			15	54%	
J Meeks	SS			1	2%	19	68%	S Hauschka	K			11	39%	
D Williams	SS			1	2%	15	54%	T Powell	FS			10	36%	
R Humber	LB				18	64%	J Ryan	P				9	32%	
S Brown	FS				14	50%	N Frese	LS				8	29%	
D Carpenter	K				10	36%								