



WEEKLY RELEASE



WEEK 10



TITANS VS. PACKERS
NOVEMBER 13, 2016



FOR IMMEDIATE RELEASE

NOVEMBER 7, 2016



TITANS HOST PACKERS IN A WEEK 10 SHOWDOWN AT NISSAN STADIUM



Tennessee Titans (4-5) vs. Green Bay Packers (4-4)

Sunday, Nov. 13, 2016 • Noon CST • Nissan Stadium • Nashville, Tennessee • TV: FOX

2016 TITANS SCHEDULE

REGULAR SEASON

Day	Date	Opponent	Kickoff/ Result	TV/ Score
Sun.	Sept. 11	MINNESOTA	L	16-25
Sun.	Sept. 18	at Detroit	W	16-15
Sun.	Sept. 25	OAKLAND	L	10-17
Sun.	Oct. 2	at Houston	L	20-27
Sun.	Oct. 9	at Miami	W	30-17
Sun.	Oct. 16	CLEVELAND	W	28-26
Sun.	Oct. 23	INDIANAPOLIS	L	26-34
Thur.	Oct. 27	JACKSONVILLE	W	36-22
Sun.	Nov. 6	at San Diego	L	35-43
Sun.	Nov. 13	GREEN BAY	Noon	FOX
Sun.	Nov. 20	at Indianapolis	Noon*	CBS
Sun.	Nov. 27	at Chicago	Noon*	CBS
Sun.	Dec. 4	Bye		
Sun.	Dec. 11	DENVER	Noon*	CBS
Sun.	Dec. 18	at Kansas City	Noon*	CBS
Sat.	Dec. 24	at Jacksonville	Noon	CBS
Sun.	Jan. 1	HOUSTON	Noon*	CBS

All kickoff times Central * Time subject to change

AFC SOUTH STANDINGS

Team	W	L	T	Pct
Houston Texans	5	3	0	.625
Indianapolis Colts	4	5	0	.444
Tennessee Titans	4	5	0	.444
Jacksonville Jaguars	2	6	0	.250

LAST WEEK: Ten 35 at SD 43, Jax 14 at KC 19, Ind 31 at GB 26

THIS WEEK (central time): GB at Ten (Sun 12:00), Hou at Jax (Sun 12:00), Ind (bye)

NEXT WEEK (central time): Ten at Ind (Sun 12:00), Jax at Det (Sun 12:00), Hou at Oak (Mon 6:30 in Mexico City)

NASHVILLE — This week the Tennessee Titans (4-5) host the Green Bay Packers (4-4) in a regular season game for the first time since 2008. Kickoff at Nissan Stadium (capacity 69,143) is scheduled for noon CST on Sunday, Nov. 13.

This is the Packers' third visit in the regular season to Nissan Stadium since the venue opened in 1999. The Titans won the first two such outings, which took place in 2001 and 2008.

THE BROADCAST

This week's game will be televised regionally on FOX, including Nashville affiliate WZTV Fox 17. Play-by-play announcer **Kenny Albert** and analyst **Daryl Johnston** will call the action, and **Laura Okmin** will report from the sidelines.

The Titans Radio Network, including Nashville flagship 104.5 The Zone, will carry the game across the Mid-South with the "Voice of the Titans" **Mike Keith**, analyst **Frank Wycheck**, gameday host **Rhett Bryan** and sideline reporter **Jonathan Hutton**.

Additionally, Sports USA will broadcast the Titans-Packers game to a national audience. Play-by-play announcer **John Ahlers** and analyst **John Robinson** will have the call.

TITANS LOOK TO CLIMB BACK TO .500

Against the Packers, the Titans will play their fourth home game in a five-game stretch. For the remainder of the season, however, they will only take the Nissan Stadium field twice in their final six contests.

Last week the Titans visited San Diego, where three turnovers turned into 17 points for the Chargers. The Titans ultimately fell by a final score of 43-35.

The loss put the Titans at a game under .500, tied with the 4-5 Indianapolis Colts for second place in the AFC South behind the 5-3 Houston Texans. The Colts have a bye this week, while the Texans will visit the fourth-place Jacksonville Jaguars (2-6).

The Titans' 35-point performance at San Diego came a week after scoring 36 points at home against Jacksonville. The last time the Titans scored 35 or more points in consecutive games was Weeks 14-15 of the 2004 campaign.

Against the Chargers, the Titans also recorded their fifth consecutive game with at least 26 points. The last time that happened was Weeks 3-10 of 2003 (seven games). Over the last five weeks, the Titans rank fourth in the NFL in scoring, averaging 31.0 points per game.

Marcus Mariota passed for 313 yards and three touchdowns at San Diego, including a pair of touchdowns to wide receiver **Rishard Matthews**, who tied his single-game career high and has five touchdowns over the last five weeks.

Mariota added a 14-yard rushing touchdown. It marked the third time in his career he had one rushing touchdown and three passing touchdowns in the same game. He has passed for at least two touchdowns in each of the last five weeks.

THE PACKERS

The Packers are in their 11th season under head coach **Mike McCarthy**, who has led the club to the playoffs eight times, including seven consecutive playoff seasons from 2009-2015.

The Packers find themselves in third place in the NFC North as they head to Tennessee. They trail the 5-3 Minnesota Vikings and the 5-4 Detroit Lions.

Last week the Packers hosted the Indianapolis Colts and fell behind 31-13 before scoring a pair of touchdowns in the fourth quarter. However, the rally fell short, and they lost by a score of 31-26.

Quarterback **Aaron Rodgers**, a two-time NFL MVP, has completed 202 of 318 passes for 2,039 yards in 2016. He ranks third in the NFL with 20 touchdown passes.

(continued on next page)



DeMarco Murray has rushed for a touchdown in each of the last four games.

The Titans offense will face a tough test against the Packers. The Green Bay defense ranks eighth (325.8 yards per game) in the NFL through Nov. 6, including the league's best run defense (75.8).

"FILL THE BOOT"

The Titans, in partnership with Muscular Dystrophy Association, will be collecting monetary donations at the game to help battle muscular dystrophy, ALS and related muscle-debilitating diseases. Volunteers will collect donated items from fans at the six collection drop-off locations outside of Nissan Stadium, beginning at 10 a.m. "Fill the Boot" donations benefit MDA's shared mission to find research breakthroughs across diseases; care for kids and adults from day one; and empower families with services and support in hometowns across America.

SALUTE TO SERVICE

This week marks the Titans' annual Salute to Service game. Recording artist **Darryl Worley** will perform the national anthem, as well as his hit song and 9/11 tribute "Have You Forgotten." Soldiers of the 101st Airborne Division will participate by rolling out a field-sized flag in the shape of the United States. Also at halftime, color guards from every branch of the military will appear alongside season ticket members who have served in the armed forces, and the 101st Airborne Division Band will play each service song.

Every year, the NFL and the NFL Players Association come together in honor of Veterans Day to celebrate and recognize members of the military as part of the league's Salute to Service. The league's military appreciation efforts, which extend throughout the year, culminate in November with NFL Salute to Service games and other special events honoring veterans, active-duty service members and their families.

Since 2011, nearly \$10 million has been raised through Salute to Service to support the league's military appreciation non-profit partners, USO, Pat Tillman Foundation and Wounded Warrior Project. In honor of the men and women who serve our country, the NFL will again donate \$1,000 for every point scored during the NFL's 32 Salute to Service games to the partners.

The NFL donates 100 percent of proceeds from the sale of Salute to Service merchandise at retail and on NFL Auction to its military non-profit partners (USO, Pat Tillman Foundation, Wounded Warrior Project). The NFL does not profit from the sale or auction of Salute to Service merchandise.

Throughout November, teams will designate one home game to honor the military. Beginning this Sunday and continuing throughout the month, NFL Salute to Service games will feature:

- Players wearing helmet decals honoring military branches including Army, Marines, Navy, Air Force, Coast Guard and National Guard, as well as the NFL Salute to Service ribbon;
- Salute to Service ribbon footballs;
- Salute to Service Nike, Adidas and Under Armour gloves;
- Camouflage goal post wraps and pylons with camouflage ribbon decals;

- Wall banners and the words NFL Salute to Service written in the back of the end zone;
- Camouflage equipment for players including quarterback towels, captain's patches, camouflage Gatorade towels, New Era caps and knits; and Nike apparel products;
- New Era camouflage hats for coaches and sideline personnel;
- Camouflage metal lapel pins for coaches and team executives;
- Salute to Service coins for the coin toss.

Game-worn Salute to Service merchandise and footballs will be auctioned at NFL.com/Auction. Special camouflage merchandise will be available at NFLShop.com and in select stadium retail stores, with 100 percent of the NFL's proceeds donated to the league's military non-profit partners. The NFL does not profit from the sale or auction of Salute to Service merchandise. For more information, visit nfl.com/salute.

Since 2011, USAA has used its sponsorship to honor and appreciate military, veterans and their families by fostering a closer understanding between military and the NFL. Among numerous events this season, USAA hosted "NFL Boot Camps" where military members competed in drills similar to those used at the NFL Combine. Fans can join the NFL and USAA in honoring the military community by visiting SaluteToService.com to see military appreciation highlights from across the league, including the ability to watch NFL players salute all military branches with helmet stickers and an expression of their inspiration behind the salutes.

In the support of Salute to Service, Barclaycard is donating 1% of all NFL Extra Points card purchases, up to \$50,000, to the USO throughout the month of November.

The NFL continues to offer its NFL Game Pass service free of charge at USO Centers for military members stationed in Afghanistan, Australia, Germany, Italy, Japan, Jordan, Korea, Africa and Kuwait. At USO centers in each of these locations, service members can watch any NFL game live and online in its entirety. NFL Game Pass also is offered free of charge at US Embassies.

Learn more about the NFL's military appreciation work and ongoing commitment to honoring and supporting veterans, service members and their families by visiting nfl.com/salute.



Sunday is the Titans' annual Salute to Service game.

FINGERTIP INFORMATION

Date of Game	Nov. 13, 2016
Kickoff Time	Noon CST
Venue	Nissan Stadium
Tickets	(615) 565-4200
Location	Nashville, Tenn.
Opened in	1999
Capacity	69,143
Surface	Natural Grass

Home Team

Home Team	Tennessee Titans (4-5)
Division	AFC South
Website	www.TitansOnline.com
Media Guide	www.TitansOnline.com/mediaguide
Twitter	@Titans
Facebook	facebook.com/Titans
Instagram	@Titans
Snapchat	nfltitans
Franchise since	1960 (1960-96 Houston Oilers; 1997-98 Tennessee Oilers)

Ownership	Amy Adams Strunk (Controlling Owner and Co-Chairman, Board of Directors); Susie Adams Smith (Co-Chairman, Board of Directors); Kenneth S. Adams, IV (Board of Directors); Barclay Adams; Susan Lewis
President/CEO	Steve Underwood
General Manager	Jon Robinson
Head Coach	Mike Mularkey
Asst. Head Coach/Def. Coord.	Dick LeBeau
Offensive Coordinator	Terry Robiskie
2016 NFL Offensive Rank	8 (Total), 3 (Rush), 22 (Pass)
2016 NFL Defensive Rank	15 (Total), 11 (Rush), 20 (Pass)

Visiting Team

Visiting Team	Green Bay Packers (4-4)
Division	NFC North
Website	www.packers.com
Franchise since	1921
President & CEO	Mark Murphy
General Manager	Ted Thompson
Head Coach	Mike McCarthy
Defensive Coordinator	Dom Capers
Offensive Coordinator	Edgar Bennett
2016 NFL Offensive Rank	16 (Total), 19 (Rush), 19 (Pass)
2016 NFL Defensive Rank	8 (Total), 1 (Rush), 17 (Pass)

Television

Television	FOX
Nashville Affiliate	WZTV Fox 17
DirecTV Sunday Ticket	Ch. 711
Play-by-Play Announcer	Kenny Albert
Analyst	Daryl Johnston
Sideline Reporter	Laura Okmin

Radio

Radio	Titans Radio Network
Flagship	WGFX 104.5 FM-The Zone
Satellite Radio	Sirius 127, XM 229 (Internet 830)
Play-by-Play	Mike Keith
Analyst	Frank Wycheck
Gameday Host	Rhett Bryan
Sideline Reporter	Jonathan Hutton

National Radio

National Radio	Sports USA
Play-by-Play	John Ahlers
Analyst	John Robinson

Referee

Referee	Jeff Triplette
Umpire	Roy Ellison
Head Linesman	Jeff Bergman
Line Judge	Sarah Thomas
Field Judge	Scott Edwards
Side Judge	Dyrol Pringle
Back Judge	Steve Freeman
Replay Official	Al Hynes



TITANS-PACKERS SERIES AT A GLANCE

- **Overall series (regular & postseason):** Titans lead 6-5
- **Regular season series:** Titans lead 6-5
- **Postseason series:** None
- **Total points:** Titans 253, Packers 244
- **Current streak:** One wins by Packers
- **Titans at home vs. Packers:** 2-3
- **Titans on road vs. Packers:** 4-2
- **Longest winning streak by Titans:** 3 (2001-08)
- **Longest losing streak by Titans:** 2 (1992-98)
- **Titans vs. Packers at Nissan Stadium:** 2-0
- **Last time at Nissan Stadium:** Packers 16 at TITANS 19 in OT (11/2/08)
- **Titans vs. Packers at Lambeau Field:** 4-2
- **Last time at Lambeau Field:** Titans 7 at PACKERS 55 (12-23-12)
- **First time:** PACKERS 23 at Oilers 10 (11-19-72)
- **Mike Mularkey's record vs. Packers:** 0-1
- **Mike McCarthy's record vs. Titans:** 1-1
- **Mike Mularkey's record vs. Mike McCarthy:** 0-1

A TITANS VICTORY WOULD ...

- Improve the Titans' all-time record at Nissan Stadium, including playoffs, to 79-67.
- Give the Titans an 7-5 all-time record against the Packers.
- Improve QB **Marcus Mariota's** starting record to 8-14.
- Improve **Mike Mularkey's** career record as a head coach to 23-44.

Scheduled Gameday Promotions (subject to change)

Community Drive	"Fill the Boot" monetary donations for the Muscular Dystrophy Association
Fans Will Receive	Titan Up flag courtesy of LP Building Products
Honorary 12th Titan	Brandt Snedeker
National Anthem	Darryl Worley
Halftime Entertainment	Salute to Service with Darryl Worley



WHAT TO LOOK FOR THIS WEEK

- QB **Marcus Mariota** can record his fourth career 300-yard passing game and his second consecutive 300-yard game.
- QB **Marcus Mariota** can record his sixth consecutive game with at least two touchdown passes.
- QB **Marcus Mariota** (17 touchdown passes in 2016) needs two touchdown passes to match his total of 19 as a rookie in 2015.
- OLB **Derrick Morgan** (5.5 sacks in 2016) needs one sack to match his career high of 6.5 sacks in a season (2012 and 2014).
- RB **DeMarco Murray** can record his fifth consecutive game with at least one rushing touchdown. He would be the second player in franchise history to accomplish the feat, joining **Earl Campbell** (five consecutive games in 1979).
- RB **DeMarco Murray** can record his 26th career 100-yard rushing game (including one playoff game) and his fifth with the Titans. He would be the first Titans player to rush for at least 100 yards five times in a season since **Chris Johnson** in 2012.
- K **Ryan Succop** enters the game with a streak of 28 successful field goals from inside 50 yards, dating back to 2014. He already broke **Al Del Greco's** franchise record of 24 consecutive made field goals from inside 50 yards, set from 1995–1996.
- TE **Delanie Walker** (250 receptions with the Titans) needs two receptions to pass **Bo Scaife** (251) for second place on the franchise's all-time tight ends receptions list.
- ILB **Avery Williamson** (94 tackles in 2016) needs six tackles to become the first defensive player for the team in the "Titans era" (1999–present) to begin his career with three consecutive 100-tackle seasons.
- WR **Kendall Wright** (270 career receptions) needs three receptions to pass **Chris Johnson** (272) for 11th place on the team's all-time receptions list. He needs four receptions to pass **Drew Bennett** (273) for 10th place.

MOST RECENT MATCHUPS

2004 Week 5 • Oct. 11, 2004 • TITANS 48 at Packers 27

In front of a national audience on Monday Night Football, the Titans score the most points in history by an opponent at Lambeau Field ... Chris Brown tallies over 100 yards before halftime and scores on the Titans' first two possessions ... With a 27-13 advantage to start the third quarter, the duo of Steve McNair and Eddie Berlin connect for an 11-yard score to further the lead ... Tennessee seals the victory when Drew Bennett receives a lateral from McNair and hits Derrick Mason for a 26-yard touchdown pass ... The defense holds Green Bay to 35 rushing yards and forces six turnovers.

2008 Week 9 • Nov. 2, 2008 • Packers 16 at TITANS 19 (OT)

After his potential game-winning, 47-yard field goal bounces off the right upright on the final play of regulation, kicker Rob Bironas nails a 41-yarder in overtime for the win ... Chris Johnson accounts for 45 of the Titans' 55 yards in the 10-play, overtime drive—the only possession in overtime ... Despite allowing 390 total yards, the Titans defense makes two fourth-down stops and keeps the Packers out of the end zone on three of four trips to the red zone, including an interception in the end zone by safety Chris Hope.

2012 Week 16 • Dec. 23, 2012 • Titans 7 at PACKERS 55

The Packers score the game's first 55 points before Jake Locker completes a two-yard touchdown pass to Kenny Britt ... The Titans suffer the third-highest margin of defeat in team history ... Aaron Rodgers passes for 342 yards and three touchdowns and scores one of Green Bay's four rushing touchdowns ... Ryan Grant adds two rushing touchdowns for the Packers, who win the net yardage battle 460 to 180.

TITANS-PACKERS SERIES HISTORY

There have been only 11 all-time matchups in the regular season between the Titans and Packers. The Titans, who hold a 6-5 advantage in the series, have won the only two meetings that have been played at Nissan Stadium.

Overall, each team has fared better on the road than at home against the other, with the Titans owning a 4-2 record at Lambeau Field and the Packers building a 3-2 record at Houston/Tennessee. The trend began with the first ever Oilers-Packers game on Nov. 19, 1972, three seasons into the NFL-AFL merger. In that game, played at the Houston Astrodome, the Packers won 23-10.

The Titans and Packers last met on Dec. 23, 2012 at Lambeau Field. Packers quarterback **Aaron Rodgers** passed for 342 yards and three touchdowns and rushed for another score, as his team coasted to a 55-7 victory. It became the third largest margin of defeat in Titans/Oilers history.

The last time the Titans and Packers met in the regular season at Nissan Stadium was Nov. 2, 2008. **Rob Bironas** made a 41-yard field goal in overtime to give the Titans the win after hitting the upright on a 47-yard attempt at the end of regulation.

Beginning in 2002, the Titans and Packers met in eight consecutive preseasons, with the Titans earning a 6-2 record in those games.

ALL-TIME SERIES RESULTS

TITANS vs. PACKERS
Titans lead 6-5

Date	Site	W/L	Score
11-19-72	Hou	L	10-23
9-25-77	GB	W	16-10
12-14-80	GB	W	22-3
9-4-83	Hou	L	38-41 (OT)
9-7-86	GB	W	31-3
12-13-92	Hou	L	14-16
12-20-98	GB	L	22-30
12-16-01	Tenn	W	26-20
10-11-04	GB	W	48-27
11-02-08	Tenn	W	19-16 (OT)
12-23-12	GB	L	7-55



TITANS-PACKERS: THE LAST MEETING

Tennessee Titans 7 at GREEN BAY PACKERS 55
 Sunday, Dec. 23, 2012
 Lambeau Field, Green Bay, Wis.

[CLICK FOR: VIDEO](#) | [PLAY-BY-PLAY](#) | [QUOTES](#)

In the next-to-last game of the 2012 season, the Packers controlled play on both sides of the line of scrimmage and defeated the Titans by a final score of 55-7 at Lambeau Field.

Packers quarterback **Aaron Rodgers** posted a passer rating of 125.1, completing 27 of 38 passes for 342 yards and three touchdowns without throwing an interception. Rodgers also scored one of the team's four rushing touchdowns.

Meanwhile, Titans signal caller **Jake Locker** struggled to solve the Packers defense. He was 13-of-30 passing for 140 yards, a touchdown and a pair of interceptions (41.0 passer rating). The Packers sacked him seven times, taking advantage of an offensive line that was without several starters due to injuries.

The Titans were kept off the scoreboard until less than two minutes remained in the game. Locker and wide receiver **Kenny Britt** connected for a 39-yard pass, and on the next play, they combined again for a two-yard score.

It capped a day in which the Packers outgained the Titans 460 yards to 180 and had 28 first downs to the Titans' 10. The Titans converted four of 15 third-down attempts (27 percent) and missed converting on two fourth downs. The 48-point loss qualified as the third-highest margin of defeat in Titans/Oilers history.

After consecutive three-and-outs by the Titans to begin the game, the Packers recorded the contest's first points at the end of a six-play, 56-yard drive. Rodgers put them on the scoreboard with a six-yard touchdown run.

It took Green Bay little time to produce another touchdown. The Packers forced another three-and-out, and **Brett Kern's** third punt of the day traveled only to the Tennessee 43-yard line. Three plays later, Rodgers found receiver **Randall Cobb** for a 20-yard touchdown pass.

The Packers then victimized Locker on consecutive interceptions. Locker got the Titans their initial first down of the game with a 22-yard run, but his next pass, intended for Britt, was intercepted by cornerback **Sam Shields** at the Green Bay 21-yard line.

Defensive tackle **Mike Martin's** sack on third down forced a Packers punt, but once again, the Packers defense stymied the Titans offense before they could sustain a drive. Locker's pass went off the hands of receiver **Damian Williams**, and linebacker **Erik Walden** was there for the interception. That led to a 26-yard field goal by **Mason Crosby** to put the Packers ahead 17-0.

The Titans sustained a drive at the start of the second quarter. Locker and Williams connected for a first down, followed by runs by **Jamie Harper** of 13 and nine yards. However, the Titans were stuffed on consecutive third-and-one and fourth-and-one plays.

After the Packers converted a fourth-and-one, Crosby's 48-yard field goal bounced off the right upright but through the posts to give the Packers a 20-0 lead with 4:40 remaining in the first half.

The Packers took the opening kickoff of the second half and drove to make the score 27-0. Starting on the 40-yard line after **Rob Bironas'**

kickoff went out of bounds, they went 60 yards on six plays, concluding with a seven-yard scoring run by tailback **DuJuan Harris**.

Later in the third quarter, Rodgers directed a seven-play, 71-yard drive. He completed a 21-yard pass to wide receiver **James Jones** and a 34-yard pass to running back **Ryan Grant**, which put the Packers at the Tennessee one-yard line. On the next play, Rodgers found wide receiver **Greg Jennings** at the goal line to make the score 34-0.

They scored three more times in the fourth quarter. First, they capped an 80-yard series with a 12-yard touchdown pass from Rodgers to Jones. Then, following a 58-yard punt return by **Jeremy Ross**, Grant scored on a seven-yard run. Finally, Grant wrapped up their scoring with a nine-yard touchdown run.

SCORING AND STATISTICS

	1	2	3	4	Final
Tennessee Titans	0	0	0	7	7
Green Bay Packers	14	6	14	21	55

TEAM	SCORING PLAY	QTR-REMAIN
Packers	A. Rodgers 6 yd. run (M. Crosby kick) (6-56, 2:48)	1-6:54
Packers	R. Cobb 20 yd. pass from A. Rodgers (M. Crosby kick) (3-43, 0:54)	1-4:28
Packers	M. Crosby 26 yd. Field Goal (4-6, 1:01)	2-14:36
Packers	M. Crosby 48 yd. Field Goal (13-39, 5:40)	2-4:40
Packers	D. Harris 7 yd. run (M. Crosby kick) (6-60, 2:56)	3-12:04
Packers	G. Jennings 1 yd. pass from A. Rodgers (M. Crosby kick) (7-71, 2:51)	3-5:47
Packers	Ja. Jones 12 yd. pass from A. Rodgers (M. Crosby kick) (8-80, 4:20)	4-14:11
Packers	R. Grant 7 yd. run (M. Crosby kick) (1-7, 0:04)	4-12:31
Packers	R. Grant 9 yd. run (M. Crosby kick) (7-32, 4:45)	4-6:25
Titans	K. Britt 2 yd. pass from J. Locker (R. Bironas kick) (6-53, 1:12)	4-1:39

Missed FG: None
 Attendance: 70,508 Time of Game: 3:06
 Weather: Mostly Sunny, 24° F, wind from NW 9 mph

	Titans	Packers
First downs	10	28
3rd-down conversion-att	4-15-27%	2-11-18%
4th-down conversion-att	0-2-0%	2-3-67%
Total yards	180	460
Rushing yards	79	117
Passing yards	101	343
Passes-comp.-Int.	30-13-2	40-28-0
Sacked-yards	7-39	1-8
Punts-avg.	8-47.0	3-39.7
Punt return yards	1-12	5-101
Kickoff return yards	9-176	0-0
Fumbles-lost	0-0	0-0
Penalties-yards	5-35	1-10
Field goals made-att	0-0	2-2
Time of possession	25:36	34:24

TITANS		RUSHING		PACKERS		TITANS		PACKERS	
Att	Yds	Lg	TD	Att	Yds	Lg	TD	Att	Yds
J. Locker	4	32	22	0	R. Grant	20	80	18	2
C. Johnson	11	28	8	0	D. Harris	8	29	10	1
J. Harper	6	19	13	0	A. Rodgers	4	11	6	1
Q. Johnson	1	0	0	0	G. Harrell	3	-3	-1	0
TOTALS	22	79	22	0	TOTALS	35	117	18	4

TITANS		PASSING		PACKERS		TITANS		PACKERS	
Att	Com	Yd	TD-I	Att	Com	Yd	TD-I	Att	Com
J. Locker	30	13	140	1-2	A. Rodgers	38	27	342	3-0
					G. Harrell	2	1	9	0-0
TOTALS	30	13	140	1-2	TOTALS	40	28	351	3-0

TITANS		RECEIVING		PACKERS		TITANS		PACKERS	
Rec	Yds	Lg	TD	Rec	Yds	Lg	TD	Rec	Yds
D. Williams	3	39	20	0	Ja. Jones	7	100	27	1
K. Britt	2	41	39	1	G. Jennings	7	45	9	1
M. Preston	2	17	10	0	J. Finley	5	70	23	0
N. Washington	2	15	8	0	R. Cobb	3	62	31	1
C. Johnson	2	13	8	0	D. Williams	3	20	9	0
T. Thompson	1	8	8	0	R. Grant	1	34	34	0
C. Stevens	1	7	7	0	R. Taylor	1	11	11	0
					J. Kuhn	1	9	9	0
TOTALS	13	140	39	1	TOTALS	28	351	34	3

INDIVIDUAL DEFENSE
 (Titans - Coaching Stats; Opponents - Press Box Stats)
TITANS - Leading Tacklers: J. McCourty 12-9-3. **Sacks:** M. Martin 1. **Int:** None. **FF:** None. **FR:** None.
PACKERS - Leading Tacklers: B. Jones 10-7-3. **Sacks:** A. Hawk 2, B. Jones 1, C. Matthews 1, D. Moses 1, M. Neal 1, S. Shields 1. **Int:** S. Shields 1, E. Walden 1. **FF:** None. **FR:** None.



The Titans defense records a sack against the Packers in 2012.

2016 TALE OF THE TAPE

OFFENSE	G.B.	Tenn.	NFL/Avg
GAMES (Won-Lost)	4-4	4-5	---
FIRST DOWNS	183	193	169.4
Rushing	47	70	48.8
Passing	112	103	104.2
Penalty	24	20	16.3
YDS GAINED (tot)	2801	3415	2948.8
Avg per Game	350.1	379.4	357.4
RUSHING (net)	853	1298	889.8
Avg per Game	106.6	144.2	107.9
Rushes	189	269	213.0
Yards per Rush	4.5	4.8	4.2
PASSING (net)	1948	2117	2059.0
Avg per Game	243.5	235.2	249.6
Passes Att.	318	292	300.0
Completed	202	185	190.0
Pct Completed	63.5	63.4	63.3
Yards Gained	2039	2197	2172.2
Sacked	17	12	18.2
Yards Lost	91	80	113.2
Had intercepted	5	8	6.2
Yards Opp Ret	44	153	69.1
Opp TDs on Int	0	2	0.5
PUNTS	24	41	37.5
Avg Yards	44.0	45.5	45.9
PUNT RETURNS	8	19	16.0
Avg Return	13.1	6.6	9.4
Returned for TD	0	0	0.2
KICKOFF RETURNS	12	17	15.6
Avg Return	22.0	21.4	22.1
Returned for TD	0	0	0.1
PENALTIES	45	66	58.3
Yards Penalized	370	541	502.8
FUMBLES BY	14	11	10.9
Fumbles Lost	6	5	4.8
Opp Fumbles	7	2	10.9
Opp Fum Lost	3	1	4.8
POSS. TIME (avg)	31:21	30:47	30:00
TOUCHDOWNS	22	27	21.3
Rushing	2	10	7.1
Passing	20	17	12.8
Returns	0	0	1.4
EXTRA-PT KICKS	19/20	22/24	95%
2-PT CONVERSIONS	1/2	0/3	60%
FIELD GOALS/FGA	15/17	11/13	14/17
POINTS SCORED	198	217	190.8
DEFENSE	G.B.	Tenn.	NFL/Avg
POINTS ALLOWED	187	226	190.8
OPP FIRST DOWNS	155	183	169.4
Rushing	35	43	48.8
Passing	107	121	104.2
Penalty	13	19	16.3
OPP YARDS GAINED	2606	3212	2948.8
Avg per Game	325.8	356.9	357.4
OPP RUSHING(net)	606	868	889.8
Avg per Game	75.8	96.4	107.9
Rushes	184	206	213.0
Yards per Rush	3.3	4.2	4.2
OPP PASSING(net)	2000	2344	2059.0
Avg per Game	250.0	260.4	249.6
Passes Att.	270	331	300.0
Completed	171	209	190.0
Pct Completed	63.3	63.1	63.3
Sacked	21	23	18.2
Yards Lost	136	148	113.2
INTERCEPTED BY	7	6	6.2
Yards Returned	77	14	69.1
Returned for TD	0	0	0.5
OPP PUNT RETURNS	8	21	16.0
Avg return	8.4	13.2	9.4
OPP KICKOFF RET	18	11	15.6
Avg return	31.8	25.6	22.1
OPP TOUCHDOWNS	20	25	21.3
Rushing	4	4	7.1
Passing	14	14	12.8
Returns	2	7	1.4

2016 SCHEDULES



REGULAR SEASON

Date	Opponent	W/L	Score
09/11	Minnesota	L	16-25
09/18	at Detroit	W	16-15
09/25	Oakland	L	10-17
10/02	at Houston	L	20-27
10/09	at Miami	W	30-17
10/16	Cleveland	W	28-26
10/23	Indianapolis	L	26-34
10/27	Jacksonville	W	36-22
11/06	at San Diego	L	35-43
11/13	Green Bay		
11/20	at Indianapolis		
11/27	at Chicago		
12/11	Denver		
12/18	at Kansas City		
12/24	at Jacksonville		
01/01	Houston		

REGULAR SEASON

Date	Opponent	W/L	Score
09/11	at Jacksonville	W	27-23
09/18	at Minnesota	L	14-17
09/25	Detroit	W	34-27
10/09	New York Giants	W	23-16
10/16	Dallas	L	16-30
10/20	Chicago	W	26-10
10/30	at Atlanta	L	32-33
11/06	Indianapolis	L	26-31
11/13	at Tennessee		
11/20	at Washington		
11/28	at Philadelphia		
12/04	Houston		
12/11	Seattle		
12/18	at Chicago		
12/24	Minnesota		
01/01	at Detroit		

2016 REGULAR SEASON INDIVIDUAL LEADERS

Passing

	Att	Cmp	Yds	Pct	Y/Att	TD	Int	Lg	Sack/ Lost	Rtg
Titans M. Mariota	291	184	2,187	63.2	7.5	17	8	60	12/ 80	94.1
Packers A. Rodgers	318	202	2,039	63.5	6.4	20	5	58	17/ 91	96.2

Rushing

	No.	Yds	Avg	Long	TD
Titans D. Murray	174	807	4.6	67	7
M. Mariota	35	235	6.7	41	2
D. Henry	53	221	4.2	22	1
Packers E. Lacy	71	360	5.1	31	0
A. Rodgers	34	199	5.9	23	2
T. Montgomery	21	119	5.7	30	0

Receiving

	No.	Yds	Avg	Long	TD
Titans D. Murray	35	226	6.5	22	2
D. Walker	33	447	13.5	47	4
R. Matthews	33	420	12.7	60	5
T. Sharpe	27	317	11.7	29	0
K. Wright	19	316	16.6	48t	2
Packers D. Adams	44	465	10.6	40	6
R. Cobb	41	402	9.8	33	3
J. Nelson	38	509	13.4	58	7

Interceptions

	No.	Yds	Avg	Long	TD
Titans J. McCourty	2	7	3.5	6	0
P. Cox	2	3	1.5	3	0
Packers H. Clinton-Dix	2	20	10.0	20	0

Punting

	No.	Yds	Avg	Net	TB	In	Lg	B
Titans B. Kern	41	1,866	45.5	37.8	2	18	71	0
Packers J. Schum	24	1,055	44.0	40.3	1	5	65	0

Punt Returns

	No.	FC	Yds	Avg	Lg	TD
Titans M. Mariani	19	9	126	6.6	17	0
Packers T. Davis	7	11	103	14.7	55	0

Kickoff Returns

	No.	Yds	Avg	Lg	TD
Titans M. Mariani	14	327	23.4	37	0
Packers T. Montgomery	6	147	24.5	40	0

Scoring/Kickers

	PAT	FG	Pts
Titans R. Succop	22/24	11/13	55
Packers M. Crosby	19/20	15/17	64

Sacks

	Tot
Titans B. Orakpo	7.0
Packers N. Perry	6.0

Tackles *

	Tot	Solo	Asst
Titans A. Williamson	94	47	47
Packers J. Ryan	59	41	18

* Titans tackle statistics from coaches' tally; opponents' tackles from press box tally

INDIVIDUAL NFL RANKINGS

(qualifiers only)

Category	Team	Player	Stat	NFL Rank
Passer Rating	Titans	Marcus Mariota	94.1	14
	Packers	Aaron Rodgers	96.1	11
Passing Yards	Titans	Marcus Mariota	2,187	10
	Packers	Aaron Rodgers	2,039	14
Passing TDs	Titans	Marcus Mariota	17	5t
	Packers	Aaron Rodgers	20	3
Rushing Yards	Titans	DeMarco Murray	807	2
	Packers	Eddie Lacy	360	26
Rushing Average	Titans	DeMarco Murray	4.6	14
	Packers	Eddie Lacy	5.1	4
Rushing TDs	Titans	DeMarco Murray	7	5t
	Packers	Aaron Rodgers	2	29t
Receptions	Titans	DeMarco Murray	35	51t
	Packers	Davante Adams	44	17t
Receiving Yards	Titans	Delanie Walker	447	36
	Packers	Jordy Nelson	509	28
Receiving TDs	Titans	Rishard Matthews	5	6t
	Packers	Jordy Nelson	7	2
Sacks	Titans	Brian Orakpo	7.0	6t
	Packers	Nick Perry	6.0	11t
Interceptions	Titans	P. Cox, J. McCourty	2	9t
	Packers	Ha Ha Clinton-Dix	2	9t

LAST WEEK'S STARTERS

Titans at Chargers | Packers vs. Colts

TITANS OFFENSE		PACKERS DEFENSE	
WR	13 Kendall Wright	NT	98 Letroy Guion
TE	82 Delanie Walker	DT	76 Mike Daniels
LT	77 Taylor Lewan	LOLB	53 Nick Perry
LG	62 Brian Schwenke	ILB	47 Jake Ryan
C	60 Ben Jones	ILB	50 Blake Martinez
RG	64 Josh Kline	ROLB	56 Julius Peppers
RT	78 Jack Conklin	RCB	36 Ladarius Gunter
TE	80 Anthony Fasano	LCB	24 Quinten Rollins
TE	71 Dennis Kelly	CB	33 Micah Hyde
QB	8 Marcus Mariota	SS	42 Morgan Burnett
RB	29 DeMarco Murray	FS	21 Ha Ha Clinton-Dix
TITANS DEFENSE		PACKERS OFFENSE	
DE	90 DaQuan Jones	WR	87 Jordy Nelson
DT	99 Jurrell Casey	LT	69 David Bakhtiari
OLB	91 Derrick Morgan	LG	65 Lane Taylor
ILB	55 Sean Spence	C	63 Corey Linsley
ILB	54 Avery Williamson	RG	70 T.J. Lang
OLB	98 Brian Orakpo	RT	75 Bryan Bulaga
CB	20 Perrish Cox	WR	83 Jeff Janis
CB	23 Brice McCain	WR	17 Davante Adams
SS	21 Da'Norris Searcy	QB	12 Aaron Rodgers
FS	24 Daimion Stafford	RB	88 Ty Montgomery
CB	30 Jason McCourty	FB	22 Aaron Ripkowski

KEY NUMBERS

0

Sacks allowed by the Titans in the past two weeks. The last time the team went consecutive games without allowing a sack was Weeks 2-3 of the 2012 campaign.

5

Touchdown receptions in 2016 by **Rishard Matthews**, all of which have come in the last five weeks. His total is a new career high and is tied for the sixth-highest total in the NFL in 2016.

7.0

Sacks by outside linebacker **Brian Orakpo**, who leads the team and is tied for sixth in the NFL (tied for fourth in the AFC).

9

Total touchdowns in 2016 by running back **DeMarco Murray**, who is tied for second in the NFL in the category.

13

Newcomers to the Titans in 2016 who have recorded at least one start: center **Ben Jones**; right tackle **Jack Conklin**; guard **Josh Kline**; wide receivers **Tajae Sharpe**, **Rishard Matthews** and **Andre Johnson**; running backs **DeMarco Murray** and **Derrick Henry**; safety **Rashad Johnson**; outside linebacker **Kevin Dodd**; nickel linebacker **Sean Spence**; cornerback **Brice McCain**; and tackle **Dennis Kelly** (started as extra tight end).

26

Minimum number of points the Titans have scored in each of the past five games. The last time the Titans scored 26 or more points in five consecutive games was 2003.

28

Consecutive field goals made by **Ryan Succop** from inside 50 yards entering this week's game, which is a new franchise record. **Al Del Greco** held the previous franchise mark with 24.

47.9

The Titans' percentage on third down in 2016. They rank third in the NFL in the category.

56

First downs in 2016 by **DeMarco Murray**, who is tied for second in the NFL.

71

Points scored by the Titans in the past two weeks, including 36 points against Jacksonville (Oct. 27) and 35 at San Diego (Nov. 6). The last time the Titans scored 35 or more points in consecutive games was Week 14 and Week 15 of 2004.

76.7

Titans' touchdown percentage in the red zone in 2016 (23 of 30), which ranks first in the NFL.

111.8

Passer rating by Titans quarterback **Marcus Mariota** in the last five weeks. He is fourth in the NFL behind only **Tom Brady** (133.9), **Drew Brees** (114.7) and **Matt Ryan** (113.0) during that span.

WHERE THE TEAMS RANK IN 2016

2016 OFFENSIVE STATISTICS AND NFL RANKING

OFFENSIVE STATS	TITANS		PACKERS	
	STAT	RANK	STAT	RANK
Yards / Game	379.4	8	350.1	16
Yards / Play	6.0	7	5.4	23
Rushing Yards / Game	144.2	3	106.6	19
Rushing Yards / Play	4.8	5	4.5	7
Passing Yards / Game	235.2	22	243.5	19
Passing Yards / Play	7.3	8	6.1	28
Interception Rate	2.7%	23	1.6%	12t
Sacks / Pass Attempt	4.1%	6	5.4%	11
First Downs / Game	21.4	13	22.9	5t
Punt Return Avg	6.6	23	13.1	5
Kickoff Return Avg	21.4	20	22.0	15
Field Goals Made	84.6%	15t	88.2%	10
3rd Down Pct	47.9%	3	49.5%	2
4th Down Pct	40.0%	21t	33.3%	26t
Red Zone Pct	76.7%	1	55.9%	17
Goal to Go%	84.2%	10	66.7%	22t
Avg Time of Possession	30:47	13	31:21	8t
Points / Game	24.1	12	24.8	11
Turnover Ratio	-6	26t	-1	18t


2016 DEFENSIVE STATISTICS AND NFL RANKING

DEFENSIVE STATS	TITANS		PACKERS	
	STAT	RANK	STAT	RANK
Yards / Game	356.9	15	325.8	8
Yards / Play	5.7	22	5.5	13
Rushing Yards / Game	96.4	11	75.8	1
Rushing Yards / Play	4.2	17	3.3	2
Passing Yards / Game	260.4	20	250.0	17
Passing Yards / Play	7.1	19	7.4	24
Interception Rate	1.8%	18	2.6%	8
Sacks / Pass Attempt	7.0%	12	7.8%	6
First Downs / Game	20.3	15	19.4	7
Punt Return Avg	13.2	29	8.4	14
Kickoff Return Avg	25.6	28	31.8	31
3rd Down Pct	39.5%	16	36.7%	9
4th Down Pct	50.0%	15t	77.8%	29
Red Zone Pct	53.3%	16	57.1%	19
Goal to Go%	73.3%	19	88.9%	30
Points / Game	25.1	22	23.4	18
Point Differential / Game	-1.0	21	1.4	14
Yard Differential / Game	22.6	9	24.4	8

PACKERS HEAD COACH MIKE MCCARTHY

MIKE MCCARTHY AT A GLANCE

- **Regular season record:** 108-59
- **Postseason record:** 8-7
- **Overall record:** 116-66
- **vs. Titans:** 1-1
- **on the road vs. Titans:** 0-1
- **at home vs. Titans:** 1-0
- **vs. Mike Mularkey:** 1-0
- **Year as Packers head coach:** 11
- **Year as NFL head coach:** 11



Mike McCarthy's Assistant Coaching Staff:

Tom Clements	Associate Head Coach/Offense
Winston Moss	Associate Head Coach/Linebackers
Edgar Bennett	Offensive Coordinator
Dom Capers	Defensive Coordinator
Mark Lovat	Strength & Conditioning Coordinator
Ron Zook	Special Teams Coordinator
Brian Angelichio	Tight Ends
James Campen	Offensive Line
Ejiro Evero	Defensive Quality Control
Luke Getsy	Wide Receivers
Scott McCurley	Assistant Linebackers
Jerry Montgomery	Defensive Front Assistant
Darren Perry	Secondary - Safeties
David Raih	Assistant Offensive Line
Jason Simmons	Assistant Special Teams
Ben Sirmans	Running Backs
Mike Trgovac	Defensive Line
Alex Van Pelt	Quarterbacks
Joe Whitt Jr.	Secondary - Cornerbacks

Mike McCarthy, the 14th head coach in Packers franchise history, has established a résumé of success in his 10 years at the helm in Green Bay. Most notably, he led the Packers to a Super Bowl XLV victory over the Pittsburgh Steelers in 2010 in one of his eight postseason appearances, included seven-consecutive playoff berths from 2009-15.

Since being named the head coach on Jan. 12, 2006, McCarthy has compiled a 112-62-1 overall record entering the 2016 season, with his win percentage (.643) ranking second among current NFL head coaches. He also totaled 100 wins in his first 155 games, a milestone he reached faster than any other active NFL coach. He has the second-most wins in franchise history behind **Curly Lambeau** (212 wins) and his eight postseason appearances are tied with **Vince Lombardi** for the most in club annals.

McCarthy has guided the Packers to five NFC North division titles, including four straight from 2011-14, and seven double-digit win seasons. He has also led the franchise to a top-10 ranking in total offense in eight of his 10 seasons.

In addition to the numerous records the Packers have set during McCarthy's tenure, his direction of quarterbacks has proven to be one of his greatest accomplishments. McCarthy oversaw the successful transition from Hall of Fame quarterback **Brett Favre** to five-time Pro Bowl quarterback **Aaron Rodgers**, with both players reaching personal bests under his tutelage. Throughout his career, he has worked with a stable of quarterbacks that has combined for 40 Pro Bowl selections, 10 Super Bowl starts and eight Most Valuable Player awards.

Before taking over the reins in Green Bay, McCarthy spent 13 years as an NFL assistant coach. He broke into the league as an offensive assistant/quality control coach with the Chiefs in 1993, working with Hall of Fame quarterback **Joe Montana** in his final years as a player. After the 1994 season, he was promoted to quarterbacks coach, a position he held at Kansas City for four years. He then spent one season (1999) in the same role at Green Bay before moving to New Orleans to serve as offensive coordinator. McCarthy coached the Saints for five seasons (2000-04), followed by one season as the 49ers' offensive coordinator (2005).

McCarthy, a Pittsburgh native, coached for six years at the collegiate level, rising from a volunteer assistant coach at the University of Pittsburgh to wide receivers coach in his four seasons (1989-92) there. His coaching career began as a graduate assistant at Fort Hays State (1987-88) after the conclusion of his playing career as a tight end at Baker University. McCarthy holds a degree in business administration from Baker and a master's degree in sports administration from Fort Hays State.

TITANS-PACKERS CONNECTIONS

FORMER TITANS/OILERS

- Packers TE **Jared Cook** played for Titans from 2009-2012, totaling 11 starts in 59 games played. He still holds the franchise record for single-game receiving yards by a tight end with 169 yards vs. Jacksonville (Dec. 24, 2011).
- Packers senior personnel executive **Alonzo Highsmith** played running back for the Oilers from 1987-89.
- Packers equipment manager **Gordon "Red" Batty** served as Oilers equipment manager from 1981-93, in the process becoming the youngest equipment manager in the NFL at the age of 22.
- **Ted Thompson**, Packers executive vice president, general manager & director of football operations, played linebacker for the Houston Oilers from 1975-84. During that time, Thompson played in 146 games, which ranks 13th in franchise history.

FORMER PACKERS

- Titans LB **Nate Palmer** played for the Packers from 2013-15. He was drafted in the 6th round of the 2013 NFL draft and played in 24 games with 10 starts during his time at Green Bay.
- Titans defensive coordinator **Dick LeBeau** coached the defensive backs at Green Bay from 1976-1979.
- Titans running backs coach **Sylvester Croom** served in the same capacity for the Packers from 2001-03.

PACKERS WITH TENNESSEE AREA CONNECTIONS

- Packers defensive coordinator **Dom Capers** and special teams coordinator **Ron Zook** both coached the defensive backs at the University of Tennessee, Capers from 1980-81 and Zook from 1984-86.
- Packers WR **Randall Cobb** was born in Maryville, Tenn. He was named Class AA Mr. Football at Alcoa (Tenn.) High School, where he helped win four state championships.

TITANS WITH GREEN BAY AREA CONNECTIONS

- **Jim Arts**, Titans director of security, is a Wisconsin native and spent 26 years with the Green Bay Police Department. In 2006, he was named chief of police, a role he held until accepting his current position with the Titans in 2012.

NOTABLE PRO TEAMMATES

- Titans QB **Matt Cassel** with Packers DT **Letroy Guion** at Minnesota ... Titans LB **David Bass** with Packers LB **Julius Peppers** at Chicago.

NOTABLE COLLEGE TEAMMATES

- Titans QB **Matt Cassel** and DT **Jurrell Casey** with Packers LB **Clay Matthews** at USC ... Titans TE **Jurrell Casey** with Packers LB **Nick Perry** at USC ... Titans LB **Avery Williamson** with Packers WR **Randall Cobb** at Kentucky ... Titans OLB **Derrick Morgan** with Packers S **Morgan Burnett** at Georgia Tech ... Titans DL **Karl Klug** with Packers T **Bryan Bulaga**, DT **Mike Daniels** and DB **Micah Hyde** at Iowa ... Titans WR **Kendall Wright** with Packers CB **Demetri Goodson** at Baylor ... Titans G **Quinton Spain** with Packers T/G **Don Barclay** at West Virginia ... Titans OLB **Aaron Wallace** with Packers DT **Kenny Clark**, QB **Brett Hundley** and DE/LB **Datone Jones** at UCLA ... Titans RB **Derrick Henry**, FB **Jalston Fowler** and G **Chance Warmack** (IR) with Packers S **Ha Ha Clinton-Dix** at Alabama ... Titans FB **Jalston Fowler** and G **Chance Warmack** (IR) with Packers RB **Eddie Lacy** (IR) ... Titans T **Taylor Lewan** with Packers LB **Jake Ryan** at Michigan ... Titans K **Ryan Succop** with Packers TE **Jared Cook** at South Carolina ... Titans C/G **Brian Schwenke** with Packers TE **Richard Rodgers** at California ... Titans CB **Perrish Cox** with Packers G **Lane Taylor** at Oklahoma State ... Titans DB **Curtis Riley** and WR **Davante Adams** at Fresno State ... Titans LB **Sean Spence** with Packers CB **Sam Shields** (IR) at Miami (Fla.).

COACHING CONNECTIONS

- Several coaches from the Titans and the Packers have ties to the Pittsburgh Steelers as both coaches and players. Titans head coach **Mike Mularkey** and linebackers coach **Lou Spanos** were on staff with

Packers associate head coach/offense **Tom Clements**, special teams coordinator **Ron Zook** and secondary - safeties coach **Darren Perry**. In two tenures with the Steelers, Titans defensive coordinator **Dick LeBeau** coached alongside Packers defensive coordinator **Dom Capers**, **Ron Zook** and **Darren Perry**. Titans offensive line coach **Russ Grimm** coached with **Tom Clements** and **Darren Perry**. Titans secondary coach **Deshaea Townsend** played for the Steelers from 1998-2009 and was coached by **Tom Clements**, **Ron Zook** and **Darren Perry**. He also played with **Darren Perry** and Packers assistant special teams coach **Jason Simmons**. As a player, **Darren Perry** played under the guidance of **Mike Mularkey**, **Dick LeBeau** and **Lou Spanos**. When **Jason Simmons** played for the Steelers, **Mike Mularkey**, **Lou Spanos**, **Bob Bratkovski** and **Russ Grimm** were with the staff. Titans defensive line coach **Nick Eason** also played with **Jason Simmons** at Pittsburgh.

- **Mike Mularkey** with **Tom Clements** and Packers quarterbacks coach **Alex Van Pelt** at Buffalo ... **Mike Mularkey**, offensive coordinator **Terry Robiskie** and special teams coach **Steve Hoffman** with **Dom Capers** at Miami ... **Dick LeBeau** and **Bob Bratkovski** with **Darren Perry** at Cincinnati ... **Terry Robiskie** and **Russ Grimm** with Packers defensive line coach **Mike Trgovac** at Washington ... Titans GM **Jon Robinson** with **Dom Capers** at New England ... Titans director of pro scouting **Brian Gardner** with Packers head coach **Mike McCarthy** at San Francisco ... Titans director of player personnel **Ryan Cowden** with **Mike Trgovac** at Carolina.
- **Alex Van Pelt** played for the Bills when **Dick LeBeau** and Titans assistant secondary coach **Steve Jackson** coached the defensive side of the ball at Buffalo ... Packers assistant director of pro personnel **Tim Terry** played for the Bengals when **Dick LeBeau** coached at Cincinnati ... Packers senior personnel executive **Alonzo Highsmith** played for the Cowboys when **Steve Hoffman** coached there ... **Brian Gardner** worked for Texans when **Jason Simmons** played at Houston and the Buccaneers when **Alonzo Highsmith** played at Tampa Bay ... Packers associate head coach/linebackers **Winston Moss** played for the Buccaneers when Titans running backs coach **Sylvester Croom** coached at Tampa Bay, the LA Raiders when **Terry Robiskie** coached at Los Angeles and the Seahawks when **Bob Bratkovski** was on staff at Seattle ... **Winston Moss** and **Alonzo Highsmith** played at the University of Miami when **Steve Hoffman** coached on the Hurricanes' staff.
- Titans assistant offensive line coach **Mike Sullivan** and assistant wide receivers coach **Jason Tucker** played with **Alonzo Highsmith** at Dallas ... **Mike Sullivan** played with **Alonzo Highsmith** at Tampa Bay ... **Russ Grimm** played with Packers president and chief executive officer **Mark Murphy** at Washington.

COACH-PLAYER CONNECTIONS

- Titans director of player personnel **Ryan Cowden** was a scout at Carolina when the Panthers drafted Packers LB **Julius Peppers**.
- Titans GM **Jon Robinson** was the director of player personnel for the Buccaneers when Packers P **Jacob Schum** played at Tampa Bay.
- Titans TE **Delanie Walker** and CB **Perrish Cox** played for the 49ers when Packers defensive quality control coach **Ejiro Evero** was on staff at San Francisco.
- Titans LB **Nate Palmer** played at Illinois when Packers special teams coordinator **Ron Zook** was the head coach of the Fighting Illini.
- Packers LB **Julius Peppers** was in his final season at North Carolina when Titans tight ends coach **Arthur Smith** redshirted for the Tar Heels.
- Titans linebackers coach **Lou Spanos** was the defensive coordinator at UCLA when Packers DT **Kenny Clark**, QB **Brett Hundley** and DE/LB **Datone Jones** played for the Bruins.
- Titans T **Taylor Lewan** played at Michigan when Packers defensive front assistant **Jerry Montgomery** was on staff there.
- Titans WR **Harry Douglas** played at Louisville when Packers secondary - cornerbacks coach **Joe Whitt Jr.** worked for the Cardinals.
- Packers assistant offensive line coach **David Raih** was on the staff at Iowa and Texas Tech when Titans DL **Karl Klug** and TE **Jace Amaro** played, respectively.

SELECT TITANS' CAREER STATS VS. THE PACKERS: OFFENSE

QUARTERBACKS

Matt Cassel

Date	Opp	W-L	G/S	Att	Cmp	Pct	Yds	Yd/A	TD	TD%	Int	Int%	Lg	Sk	Lst	Rate
11/19/2006	@GB	W	1/0	0	0	-	0	-	0	-	0	-	-	1	5	-
12/13/2015	@GB	L	1/1	29	13	44.8	114	3.93	0	0.0	1	3.4	19	2	15	41.5
Totals		1-1	2/1	29	13	44.8	114	3.93	0	0.0	1	3.4	19	3	20	41.5

Marcus Mariota

Date	Opp	W-L	G/S	Att	Cmp	Pct	Yds	Yd/A	TD	TD%	Int	Int%	Lg	Sk	Lst	Rate
None																
Totals		0-0	0/0	0	0	-	0	-	0	-	0	-	-	0	0	-

RUNNING BACKS/FULLBACKS

Antonio Andrews (RB)

Date	Opp	W-L	G/S	Att	Rushing				Receiving							
					Yds	Avg	Lg	TD	Rec	Yds	Avg	Lg	TD			
None																
Totals		0-0	0/0	0	0	-	-	0	0	0	-	-	0			

Jalston Fowler (FB)

Date	Opp	W-L	G/S	Att	Rushing				Receiving							
					Yds	Avg	Lg	TD	Rec	Yds	Avg	Lg	TD			
None																
Totals		0-0	0/0	0	0	-	-	0	0	0	-	-	0			

Derrick Henry (RB)

Date	Opp	W-L	G/S	Att	Rushing				Receiving							
					Yds	Avg	Lg	TD	Rec	Yds	Avg	Lg	TD			
None																
Totals		0-0	0/0	0	0	-	-	0	0	0	-	-	0			

DeMarco Murray (RB)

Date	Opp	W-L	G/S	Att	Rushing				Receiving				
					Yds	Avg	Lg	TD	Rec	Yds	Avg	Lg	TD
12/15/2013	GB	L	1/1	18	134	7.4	41	1	4	19	4.8	10	0
01/11/2015 (Div)	@GB	L	1/1	25	123	4.9	30	1	1	5	5.0	5	0
Totals		0-2	2/2	43	257	6.0	41	2	5	24	4.8	10	0

WIDE RECEIVERS

Harry Douglas

Date	Opp	W-L	G/S	Rec	Yds	Avg	Lg	TD
10/05/2008	@GB	W	1/0	0	0	-	-	0
11/28/2010	GB	W	1/0	2	7	3.5	4	0
01/15/2011 (Div)	GB	L	1/0	1	2	2.0	2	0
10/09/2011	GB	L	1/0	2	16	8.0	13	0
12/08/2013	@GB	L	1/1	2	20	10.0	15	0
12/08/2014	@GB	L	1/1	2	11	5.5	9	1
Totals		2-4	6/2	9	56	6.2	15	1

Marc Mariani

Date	Opp	W-L	G/S	Rec	Yds	Avg	Lg	TD
09/13/2015	GB	L	1/0	0	0	-	-	0
11/26/2015	@GB	W	1/0	3	35	11.7	21	0
Totals		1-1	2/0	3	35	11.7	21	0

Rishard Matthews

Date	Opp	W-L	G/S	Rec	Yds	Avg	Lg	TD
10/12/2014	GB	L	1/0	0	0	-	-	0
Totals		0-1	1/0	0	0	-	-	0

Tre McBride

Date	Opp	W-L	G/S	Rec	Yds	Avg	Lg	TD
None								
Totals		0-0	0/0	0	0	-	-	0

Tajae Sharpe

Date	Opp	W-L	G/S	Rec	Yds	Avg	Lg	TD
None								
Totals		0-0	0/0	0	0	-	-	0

Kendall Wright

Date	Opp	W-L	G/S	Rec	Yds	Avg	Lg	TD
None								
Totals		0-0	0/0	0	0	-	-	0

SELECT TITANS' CAREER STATS VS. THE PACKERS: OFFENSE

TIGHT ENDS

Jace Amaro

Date	Opp	W-L	G/S	Rec	Yds	Avg	Lg	TD
09/14/2014	@GB	L	1/0	1	6	6.0	6	0
Totals		0-1	1/0	1	6	6.0	6	0

Anthony Fasano

Date	Opp	W-L	G/S	Rec	Yds	Avg	Lg	TD
11/29/2007	GB	W	1/0	1	26	26.0	26t	1
10/17/2010	@GB	W	1/1	1	22	22.0	22t	1
Totals		2-0	2/1	2	48	24.0	26t	2

Phillip Supernaw

Date	Opp	W-L	G/S	Rec	Yds	Avg	Lg	TD
None								
Totals		0-0	0/0	0	0	-	-	0

Delanie Walker

Date	Opp	W-L	G/S	Rec	Yds	Avg	Lg	TD
12/10/2006	GB	L	1/0	2	30	15.0	29	0
11/22/2009	@GB	L	1/0	0	0	-	-	0
12/05/2010	@GB	L	1/1	2	19	9.5	15	0
09/09/2012	@GB	W	1/0	0	0	-	-	0
01/12/2013 (Div)	GB	W	1/0	1	17	17.0	17	0
Totals		2-3	5/1	5	66	13.2	29	0

SELECT TITANS' CAREER STATS VS. THE PACKERS: SPECIALISTS

PUNTERS

Brett Kern

Date	Opp	W-L	Num	Blk	Yds	Avg	Lg	TB	In20	NetAvg
12/23/2012	@GB	L	8	0	376	47.0	54	0	2	34.4
Totals		0-1	8	0	376	47.0	54	0	2	34.4

RETURNERS

Marc Mariani

Date	Opp	W-L	PR	FC	Yds	Avg	Lg	TD	KR	Yds	Avg	Lg	TD
09/13/2015	GB	L	1	0	11	11.0	11	0	2	48	24.0	25	0
11/26/2015	@GB	W	2	1	7	3.5	7	0	0	0	-	-	0
Totals		1-1	3	1	18	6.0	11	0	2	48	24.0	25	0

KICKERS

Ryan Succop

Date	Opp	W-L	FGM	FGA	Pct	XPM	XPA	1-19	20-29	30-39	40-49	50+	Lg	KO	TB
12/18/2011	GB	W	4	4	100.0	1	1	1-1	1-1	1-1	1-1	0-0	46	6	3
Totals		1-0	4	4	100.0	1	1	1-1	1-1	1-1	1-1	0-0	46	6	3

SELECT TITANS' CAREER STATS VS. THE PACKERS: DEFENSE

David Bass (OLB)

Date	Opp	W-L	G/S	Tackle	Sack	Int	FF	FR
11/04/2013	@GB	W	1/0	2	0	0	0	0
12/29/2013	GB	L	1/0	2	0	0	0	0
09/28/2014	GB	L	1/0	0	0	0	0	0
Totals		1-2	3/0	4	0	0	0	0

Angelo Blackson (DE)

Date	Opp	W-L	G/S	Tackle	Sack	Int	FF	FR
None								
Totals		0-0	0/0	0	0	0	0	0

Valentino Blake (CB)

Date	Opp	W-L	G/S	Tackle	Sack	Int	FF	FR
10/28/2012	@GB	L	1/0	0	0	0	0	0
12/22/2013	@GB	W	1/0	0	0	0	0	0
Totals		1-1	2/0	0	0	0	0	0

Kevin Byard (S)

Date	Opp	W-L	G/S	Tackle	Sack	Int	FF	FR
None								
Totals		0-0	0/0	0	0	0	0	0

Jurrell Casey (DT)

Date	Opp	W-L	G/S	Tackle	Sack	Int	FF	FR
12/23/2012	@GB	L	1/1	6	0	0	0	0
Totals		0-1	1/1	6	0	0	0	0

Perrish Cox (CB)

Date	Opp	W-L	G/S	Tackle	Sack	Int	FF	FR
09/09/2012	@GB	W	1/0	4	0	0	0	0
01/12/2013 (Div)	GB	W	1/0	2	0	0	0	0
09/08/2013	GB	W	1/0	0	0	0	0	0
01/05/2014 (WC)	@GB	W	1/1	4	0	0	0	0
Totals		4-0	4/1	10	0	0	0	0

Kevin Dodd (OLB)

Date	Opp	W-L	G/S	Tackle	Sack	Int	FF	FR
None								
Totals		0-0	0/0	0	0	0	0	0

Austin Johnson (DL)

Date	Opp	W-L	G/S	Tackle	Sack	Int	FF	FR
None								
Totals		0-0	0/0	0	0	0	0	0

SELECT TITANS' CAREER STATS VS. THE PACKERS: DEFENSE

Rashad Johnson (S)

Date	Opp	W-L	G/S	Tackle	Sack	Int	FF	FR
01/03/2010	GB	L	1/1	9	0	0	0	0
11/04/2012	@GB	L	1/0	0	0	0	0	0
01/16/2016 (Div)	GB	W	1/1	4	0	1	0	0
Totals		1-2	3/2	13	0	1	0	0

DaQuan Jones (DL)

Date	Opp	W-L	G/S	Tackle	Sack	Int	FF	FR
None								
Totals		0-0	0/0	0	0	0	0	0

Karl Klug (DL)

Date	Opp	W-L	G/S	Tackle	Sack	Int	FF	FR
12/23/2012	@GB	L	1/0	0	0	0	0	0
Totals		0-1	1/0	0	0	0	0	0

Brice McCain (CB)

Date	Opp	W-L	G/S	Tackle	Sack	Int	FF	FR
10/14/2012	GB	L	1/1	2	0	0	0	0
Totals		0-1	1/1	2	0	0	0	0

Jason McCourty (CB)

Date	Opp	W-L	G/S	Tackle	Sack	Int	FF	FR
12/23/2012	@GB	L	1/1	12	0	0	0	0
Totals		0-1	1/1	12	0	0	0	0

Derrick Morgan (OLB)

Date	Opp	W-L	G/S	Tackle	Sack	Int	FF	FR
12/23/2012	@GB	L	1/1	3	0	0	0	0
Totals		0-1	1/1	3	0	0	0	0

Brian Orakpo (OLB)

Date	Opp	W-L	G/S	Tackle	Sack	Int	FF	FR
10/10/2010	GB	W	1/1	5	2	0	0	0
09/15/2013	@GB	L	1/1	5	1	0	0	0
Totals		1-1	2/2	10	3	0	0	0

Nate Palmer (LB)

Date	Opp	W-L	G/S	Tackle	Sack	Int	FF	FR
None								
Totals		0-0	0/0	0	0	0	0	0

Cody Riggs (CB)

Date	Opp	W-L	G/S	Tackle	Sack	Int	FF	FR
None								
Totals		0-0	0/0	0	0	0	0	0

Curtis Riley (DB)

Date	Opp	W-L	G/S	Tackle	Sack	Int	FF	FR
None								
Totals		0-0	0/0	0	0	0	0	0

Da'Norris Searcy (S)

Date	Opp	W-L	G/S	Tackle	Sack	Int	FF	FR
None								
Totals		0-0	0/0	0	0	0	0	0

LeShaun Sims (CB)

Date	Opp	W-L	G/S	Tackle	Sack	Int	FF	FR
None								
Totals		0-0	0/0	0	0	0	0	0

Sean Spence (LB)

Date	Opp	W-L	G/S	Tackle	Sack	Int	FF	FR
None								
Totals		0-0	0/0	0	0	0	0	0

Daimion Stafford (S)

Date	Opp	W-L	G/S	Tackle	Sack	Int	FF	FR
None								
Totals		0-0	0/0	0	0	0	0	0

Aaron Wallace (OLB)

Date	Opp	W-L	G/S	Tackle	Sack	Int	FF	FR
None								
Totals		0-0	0/0	0	0	0	0	0

Avery Williamson (LB)

Date	Opp	W-L	G/S	Tackle	Sack	Int	FF	FR
None								
Totals		0-0	0/0	0	0	0	0	0

Al Woods (NT)

Date	Opp	W-L	G/S	Tackle	Sack	Int	FF	FR
12/22/2013	@GB	W	1/0	1	0	0	0	0
Totals		1-0	1/0	1	0	0	0	0

Wesley Woodyard (LB)

Date	Opp	W-L	G/S	Tackle	Sack	Int	FF	FR
10/02/2011	@GB	L	1/1	6	0	0	0	0
Totals		0-1	1/1	6	0	0	0	0



PROJECTED TITANS LINEUP

OFFENSIVE STARTERS

- WR 18-Rishard Matthews (6-0, 217, 5th year, Nevada)** - The unrestricted free agent signee played the previous four years in Miami, where he totaled 107 catches, 1,396 yards and eight touchdowns. In 2015, he started 11 games and set career highs with 43 catches, 662 yards and four scores.
2016 Receiving: 33 Rec, 420 Yds, 5 TD
Career: 140 Rec, 1,816 Yds, 13 TD
- TE 82-Delanie Walker (6-2, 248, 11th Year, Central Missouri)** - The 2013 free agent acquisition played seven years with the 49ers before arriving in Tennessee. In 2015, he recorded 94 catches for 1,088 yards, setting single-season records in both categories for franchise tight ends. The first-time Pro Bowl selection also led all NFL tight ends in receptions in 2015.
2016 Receiving: 33 Rec, 447 Yds, 4 TD
Career: 373 Rec, 4,461 Yds, 28 TD
- LT 77-Taylor Lewan (6-7, 309, 3rd Year, Michigan)** - The team's first-round pick in 2014 (11th overall) started 21 total games at left tackle in his first two seasons, including 15 starts in 2015.
2016 GP/GS: 9/9, **Career GP/GS:** 35/30
- LG 67-Quinton Spain (6-4, 330, 2nd Year, West Virginia)** - Spain joined the Titans as a rookie free agent after playing in 50 career games at West Virginia. He started the final six games of 2015 at left guard.
2016 GP/GS: 7/7, **Career GP/GS:** 14/13
- C 60-Ben Jones (6-3, 308, 5th Year, Georgia)** Added as an unrestricted free agent in 2016, the former fourth-round pick played in 64 games in four previous seasons with the Houston Texans.
2016 GP/GS: 9/9, **Career GP/GS:** 73/52
- G 64-Josh Kline (6-3, 300, 4th Year, Kent State)** - Kline entered the starting lineup in Week 3 after Chance Warmack was placed on IR. He was claimed off waivers from New England on Sept. 8, 2016. He spent his first three NFL seasons with the Patriots, seeing time at both guard spots and totaling 18 starts.
2016 GP/GS: 7/7, **Career GP/GS:** 40/25
- RT 78-Jack Conklin (6-6, 308, Rookie, Michigan State)** - Conklin was the eighth-overall draft pick in 2016. He started 38 games in three years at Michigan State, primarily as a left tackle.
2016/Career GP/GS: 9/9
- WR 19-Tajae Sharpe (6-2, 194, Rookie, Massachusetts)** - The fifth-round pick and two-time All-MAC selection finished his college career as the school's all-time leader in receptions (277) and receiving yards (3,486).
2016/Career Receiving: 27 Rec, 317 Yds
- QB 8-Marcus Mariota (6-4, 222, 2nd Year, Oregon)** - The second-overall draft pick in 2015 started 12 games as a rookie, missing four total contests due to injuries. He set virtually every franchise rookie passing record, including a 91.5 passer rating that ranks third in franchise history among all players. His 62.2 completion percentage was the fifth-highest percentage by a rookie in NFL history.
2016 Passing: 291 Att, 184 Cmp, 63.2 Pct, 2,187 Yds, 17 TD, 8 INT, 94.1 Rtg
2016 Rushing: 35 Rush, 235 Yds, 2 TD
Career Passing: 661 Att, 414 Cmp, 62.6 Pct., 5,005 Yds, 36 TD, 18 INT, 92.6 Rtg
Career Rushing: 69 Rush, 487 Yds, 4 TD
- FB 45-Jalston Fowler (5-11, 254, 2nd Year, Alabama)** - The fourth-round pick played in all 16 games as a rookie. He rushed seven times for 13 yards and a touchdown and added five receptions for 44 yards and a score.
2016 Stats: 0 Rushes; 1 Rec, 14 Yds
Career Stats: 7 Rush, 13 Yds, 1 TD; 6 Rec for 58 Yds, 1 TD
- RB 29-DeMarco Murray (6-1, 220, 6th Year, Oklahoma)** - The Titans acquired Murray in a trade with Philadelphia early in the 2016 offseason. In five previous NFL campaigns (Dallas 2011-14, Philadelphia 2015), he rushed for 5,228 yards and 34 touchdowns. In 2014, he was the NFL Offensive Player of the Year (1,845 rushing yards).
2016 Stats: 174 Rush, 807 Yds, 7 TD; 35 Rec, 226 Yds, 2 TD

Career: 1,301 Rush, 6,035 Yds, 41 TD; 250 Rec for 1,748 Yds, 4 TD

KEY OFFENSIVE RESERVES

- QB 16-Matt Cassel (6-4, 228, 12th Year, Southern California)** - The free-agent signee started 79 total games in 11 previous seasons with New England, Kansas City, Minnesota, Buffalo and Dallas.
2016 Passing: 1 Att, 1 Cmp, 10 Yds, 108.3 Rtg
Career: 2,574 Att, 1,517 Cmp, 17,013 Yds, 101 TD, 77 INT, 79.4 Rtg
- WR 83-Harry Douglas (6-0, 183, 9th year, Louisville)** - Signed as an unrestricted free agent in 2015, he had 36 receptions for 411 yards and two touchdowns in his first season in Tennessee. In seven previous campaigns with the Falcons (91 games), he caught 258 passes.
2016 Receiving: 6 Rec, 89 Yds
Career: 300 Rec, 3,630 Yds, 10 TD
- TE 80-Anthony Fasano (6-4, 255, 11th Year, Notre Dame)** - The 2015 free agent signee played nine previous seasons with the Cowboys, Dolphins and Chiefs. In his first season in Tennessee, he caught 26 passes for 289 yards and two touchdowns in 16 games (11 starts).
2016 Receiving: 5 Rec, 45 Yds, 1 TD
Career: 284 Rec, 3,133 Yds, 34 TD
- RB 22-Derrick Henry (6-3, 247, Rookie, Alabama)** - The Heisman Trophy winner was drafted in the second round (45th overall). He rushed for a school-record 3,591 yards and 42 touchdowns at Alabama, including an SEC-record 2,219 rushing yards in 2015.
2016/Career Stats: 53 Rush, 221 Yds; 9 Rec, 107 Yds
- G/T 71-Dennis Kelly (6-8, 321, 5th Year, Purdue)** - The Titans acquired Kelly in a trade with the Eagles in exchange for Dorial Green-Beckham. He played in 30 games with 15 career starts in Philadelphia.
2016 GP/GS: 9/3, **Career GP/GS:** 39/18
- C/G 62-Brian Schwenke (6-3, 318, 4th Year, California)** - In his first three NFL seasons, the fourth-round pick totaled 25 starts at center, including five starts in 2015.
2016 GP/GS: 9/2, **Career GP/GS:** 34/27
- TE 89-Phillip Supernaw (6-5, 248, 3rd Year, Ouachita Baptist)** - Supernaw joined the Titans in 2015 after previous stints with the Texans, Ravens and Chiefs. He caught three passes for 32 yards and added 14 special teams tackles in 2015.
2016 Receiving: 4 Rec, 62 Yds
Career: 10 Rec, 124 Yds
- WR 13-Kendall Wright (5-10, 191, 5th Year, Baylor)** - The team's 2012 first-round pick totaled 251 catches from 2012-2015, which ranks first in franchise history for a player's first four seasons. In 2015, he totaled 36 receptions for 408 yards and three touchdowns.
2016 Receiving: 19 Rec, 316 Yds, 2 TD
Career: 270 Rec, 3,144 Yds, 17 TD

SPECIALISTS

- KR 87-Marc Mariani (6-1, 187, 7th Year, Montana)** - The former seventh-round pick rejoined the team after the 2016 preseason. He spent the previous two seasons in Chicago after his first stint in Tennessee from 2010-13, which included a Pro Bowl as a rookie.
2016 Receiving: 0 Rec
Career Receiving: 27 Rec, 324 Yds, 0 TD
2016 Returns: 19 PR, 6.6 Avg, 0 TD; 14 KR, 23.4 Avg, 0 TD
Career Returns: 128 PR, 9.1 Avg, 2 TD; 142 KR, 24.9 Avg, 1 TD
- K 4-Ryan Succop (6-2, 218, 7th Year, South Carolina)** - The former seventh-round pick was signed in 2014 after five seasons in Kansas City. His 87.5 percent success rate on field goals in 2015 set a career high and ranked sixth in franchise history.
2016 Kicking: 11/13 FGs, 22/24 PATs, 55 Points
Career: 163/198 FGs, 238/242 PATs, 727 Points
- P 6-Brett Kern (6-2, 214, 9th Year, Toledo)** - Claimed off waivers from the Broncos during the 2009 season, Kern is the Titans' career leader in both gross punting and net punting average. His 47.4-yard average

PROJECTED TITANS LINEUP

in 2015 was second in team history to his 47.6 average in 2014.

2016 Punting: 41 Punts, 45.5 Avg, 2 TB, 18 In20, 37.8 Net

Career: 649 Punts, 45.5 Avg, 42 TB, 237 In20, 39.5 Net

DEFENSIVE STARTERS

DE 90-DaQuan Jones (6-4, 322, 3rd Year, Penn State) - The fourth-round pick in 2014 played in seven games as a rookie, and in his second year, he started all 16 contests.

2016 Stats: 19 Tackles, 1 TFL, 5 QBP

Career: 99 Tackles, 1 Sack, 5 TFL, 23 QBP, 1 FF, 1 FR

NT 96-Al Woods (6-4, 307, 7th Year, Louisiana State) - After four previous combined seasons with the Buccaneers, Seahawks and Steelers, he joined the Titans in 2014. In 2015, he set a career high with nine starts at nose tackle and recorded 31 tackles.

2016 Stats: 6 Tackles, 1 TFL, 1 QBP

Career: 109 Tackles, 3.5 Sacks, 1 PD

DT 99-Jurrell Casey (6-1, 305, 6th Year, USC) - The third-round draft pick only missed three total starts in his first five seasons. In 2013, he was named second-team AP All-Pro, and in 2015, he earned his first Pro Bowl appearance after totaling seven sacks and a career-high 28 quarterback pressures.

2016 Stats: 32 Tackles, 3 Sacks, 2 TFL, 20 QBP, 2 PD

Career: 448 Tackles, 31 Sacks, 40 TFL, 97 QBP, 12 PD, 4 FF, 2 FR

OLB 91-Derrick Morgan (6-4, 261, 7th Year, Georgia Tech) - The former first-round pick's 19 sacks from 2012-2014 led the Titans. In 2015, he had 4.5 sacks in the first four games but later suffered a shoulder injury, limiting him to nine starts.

2016 Stats: 22 Tackles, 5.5 Sacks, 2 TFL, 18 QBP

Career: 315 Tackles, 33 Sacks, 32 TFL, 104 QBP, 20 PD, 5 FF, 2 FR

ILB 54-Avery Williamson (6-1, 246, 3rd Year, Kentucky) - The Milan, Tenn., native was a fifth-round pick in 2014. As a rookie, he recorded more tackles (107) than any other Titans rookie in the "Titans era" (since 1999). He followed with a team-high 137 tackles in 2015.

2016 Stats: 94 Tackles, 2 Sack, 2 TFL, 5 QBP, 1 Int, 1 PD

Career: 338 Tackles, 8.5 Sacks, 19 TFL, 26 QBP, 2 Int, 6 PD, 2 FR

ILB 59-Wesley Woodyard (6-0, 233, 9th Year, Kentucky) - The 2014 unrestricted free agent signee from the Broncos led the Titans defense with 134 tackles in his first season with the team. He followed that with 110 tackles in 2015, which ranked second.

2016 Stats: 46 Tackles, 2 Sack, 4 TFL, 7 QBP, 2 PD

Career: 686 Tackles, 17.5 Sacks, 7 Int, 22 PD, 7 FF, 2 FR

OLB 98-Brian Orakpo (6-4, 257, 8th Year, Texas) - The former first-round pick arrived in Tennessee as an unrestricted free agent after six seasons with the Redskins (2009-14). In his first season with the team, he started all 16 games and tied for the team lead with seven sacks.

2016 Stats: 28 Tackles, 7 Sacks, 3 TFL, 23 QBP, 1 PD

Career: 403 Tackles, 54 Sacks, 61 TFL, 216 QBP, 1 Int, 23 PD, 7 FF, 3 FR

CB 20-Perrish Cox (6-0, 190, 6th Year, Oklahoma State) - Signed as an unrestricted free agent during the 2015 offseason, the former fifth-round pick joined the Titans after four previous seasons with the Broncos, Seahawks and 49ers. He started 13 games and recorded one interception in his first season in Tennessee.

2016 Stats: 28 Tackles, 2 Int, 7 PD

Career: 194 Tackles, 9 Int, 48 PD, 2 FF, 2 FR

SS 21-Da'Norris Searcy (5-11, 207, 6th Year, North Carolina) - A fourth-round selection by the Bills in 2011, he played in 62 games with 23 starts in his four seasons in Buffalo. In 2015, he tied a career high with 13 starts and notched one interception.

2016 Stats: 29 Tackles, 2 TFL, 3 PD

Career: 274 Tackles, 4.5 Sacks, 12 TFL, 6 QBP, 6 Int, 21 PD, 3 FF, 2 FR

FS 25-Rashad Johnson (5-11, 204, 8th Year, Alabama) - Signed as an unrestricted free agent, the former third-round pick spent his first seven NFL seasons with the Arizona Cardinals. He was one of only

seven NFL players to collect 12 interceptions from 2013-15.

2016 Stats: 24 Tackles, 1 TFL, 1 PD

Career: 358 Tackles, 1 Sack, 15 Int, 27 PD, 1 FF, 4 FR

CB 30-Jason McCourty (6-0, 193, 8th Year, Rutgers) - The 2009 sixth-round pick started every game from 2012-2014. In 2015, he was affected by a groin injury as early as training camp and was limited to four starts.

2016 Stats: 45 Tackles, 2 Int, 15 PD

Career: 498 Tackles, 1.0 Sack, 9 TFL, 13 Int, 88 PD, 6 FF, 4 FR

KEY DEFENSIVE RESERVES

OLB 51-David Bass (6-4, 256, 4th Year, Missouri Western St.) - The former seventh-round pick was claimed off waivers in 2015 from Chicago, where he appeared in 20 games from 2013-14. He played in all 16 games and recorded seven starts during his first season in 2015.

2016 Stats: 14 Tackles, 1 TFL, 2 QBP

Career: 88 Tackles, 5.5 Sacks, 9 TFL, 2 Int, 7 PD, 1 FF, 2 FR

DL 95-Angelo Blackson (6-4, 318, 2nd Year, Auburn) - In his rookie season, the fourth-round pick played in all 16 games, totaling 19 tackles and 2.5 sacks.

2016 Stats: 11 Tackles, 3 TFL, 2 QBP, 1 PD

Career Stats: 30 Tackles, 2.5 Sacks, 3 TFL, 4 QBP, 1 FF, 1 PD

S 31-Kevin Byard (5-11, 212, Rookie, Middle Tennessee State) - The first pick of the third round in 2016, he started 46 games in college and totaled a school-record 19 career interceptions.

2016/Career Stats: 29 Tackles, 4 TFL, 2 PD, 7 SpT

OLB 93-Kevin Dodd (6-5, 277, Rookie, Clemson) - The 33rd-overall draft pick played three years at Clemson and registered a 12-sack, 86-tackle season in 2015. His 23.5 tackles for loss ranked second nationally.

2016 Stats: 8 Tackles, 1 Sack, 1 TFL, 4 QBP

DE 97-Karl Klug (6-3, 278, 6th Year, Iowa) - The former fifth-round pick played in all 80 games in his first five NFL seasons. In 2015, his four sacks ranked second in his career, and he set a career high with 19 quarterback pressures.

2016 Stats: 22 Tackles, 1.5 Sacks, 12 QBP, 1 TFL, 1 PD

Career: 149 Tackles, 20 Sacks, 55 QBP, 9 TFL, 9 PD, 5 FF, 1 FR

CB 23-Brice McCain (5-9, 190, 8th Year, Utah) - The 2016 free agent pickup was a sixth-round pick in 2009. He spent the previous seven years in Houston (2009-2013), Pittsburgh (2014) and Miami (2015).

2016 Stats: 21 Tackles, 3 PD

Career: 189 Tackles, 9 Int, 52 PD, 1 FR

LB 50-Nate Palmer (6-2, 248, 4th Year, Illinois State) - Palmer was claimed off waivers from Green Bay during the 2016 offseason. The former sixth-round pick appeared in 24 games (12 starts) over three seasons with the Packers, notching 98 tackles and a sack.

2016 Stats: 0 Tackles, 6 SpT

Career: 98 Tackles, 1 Sack, 3 PD, 11 SpT

LB 55-Sean Spence (5-11, 231, 5th Year, Miami) - Signed as an unrestricted free agent during the 2016 offseason, he spent his first four seasons in Pittsburgh, where he totaled 86 tackles in 31 career games.

2016 Stats: 52 Tackles, 1 Sack, 2 TFL, 6 QBP, 2 PD, 7 SpT

Career: 138 Tackles, 3 Sacks, 3 PD, 1 FR, 13 SpT

S 24-Daimion Stafford (6-1, 218, 4th Year, Nebraska) - The former seventh-round pick led the team with 13 special teams tackles in 2014 and ranked fourth with nine special teams tackles in 2015. He also started twice at safety in 2015.

2016 Stats: 46 Tackles, 2 TFL, 1 Int, 2 PD

Career: 90 Tackles, 2 Sacks, 5 TFL, 3 QBP, 2 Int, 10 PD, 34 SpT

LAST WEEK vs. SAN DIEGO CHARGERS

Tennessee Titans 35 at SAN DIEGO CHARGERS 43

Sunday, Nov. 13, 2016

Qualcomm Stadium, San Diego, Calif.

	1	2	3	4	Final
Tennessee Titans	0	14	7	14	35
San Diego Chargers	9	10	14	10	43

CLICK FOR: [VIDEO](#) | [PLAY-BY-PLAY](#) | [QUOTES](#)

In a shootout at Qualcomm Stadium, the Chargers scored the game's first 16 points and added 17 points off three Titans turnovers to clinch a 43-35 win.

Chargers quarterback **Philip Rivers** completed 24 of 33 passes for 275 yards and two touchdowns with no interceptions (117.6 passer rating). His efficiency was complemented by running back **Melvin Gordon**, who piled up 196 yards and a touchdown on 32 carries against the Titans defense, which was on the field for more than 36 minutes. Gordon added 65 receiving yards to finish with 261 scrimmage yards.

Titans signal caller **Marcus Mariota** was 27-of-43 passing for 313 yards with three touchdown passes. However, he was intercepted twice and also lost a fumble. The fumble was returned for a touchdown, as was one of the interceptions.

The Chargers offense totaled 476 yards and 31 first downs, which helped them to overcome 14 penalties for 107 yards.

They wasted little time taking an early lead. On the game's first drive, they converted a third-and-four with a 17-yard pass from Rivers to tight end **Antonio Gates**. The duo connected again on a 13-yard touchdown pass, but the extra point attempt by **Josh Lambo** sailed wide right.

The Chargers got a 32-yard field goal on their second drive and kept the momentum on their third series. On the opening play of the second quarter, Gordon raced 43 yards to the six-yard line. On the next play, Rivers found wide receiver **Tyrell Williams** for a touchdown, making the score 16-0.

The Titans finally found some success on their first possession of the second quarter. Mariota located tight end **Delanie Walker** for a 20-yard completion, and an unsportsmanlike conduct penalty on San Diego put the Titans into scoring range. Running back **DeMarco Murray** converted a fourth-and-one with a one-yard plunge, and on the next play, wide receiver **Rishard Matthews** hauled in a 16-yard touchdown pass from Mariota.

The first turnover of the contest proved costly for the Titans, as would the next two. Late in the first half, Mariota lofted a pass down the sideline to Walker. However, the pass was intercepted by cornerback **Casey Hayward**, who returned the ball 25 yards to the Tennessee 15-yard line. That led to a 23-yard field goal by Lambo.

But the Titans responded by going on two consecutive touchdown marches to take the lead. They got the ball back with no timeouts and 1:32 remaining in the second quarter. Directing a seven-play, 75-yard drive, Mariota and Matthews connected again for a touchdown, this time from the



Marcus Mariota scored on a 14-yard run at San Diego.

seven-yard line.

Then, to begin the second half, Mariota drove his team 75 yards on nine plays. Receiver **Harry Douglas** hauled in a 21-yard pass, and two snaps later, Mariota dove to the pylon to complete a 14-yard touchdown run. At 21-19, the Titans enjoyed their first lead of the day, but it would not last long.

Gordon capped the subsequent drive with a one-yard touchdown run, but only after the series was extended due to penalties on the Titans. On two occasions, defensive holding calls were made on third down, including one flag that negated a sack by **Jurrell Casey** from the one-yard line.

On the ensuing Titans possession, the Chargers defense struck again. Mariota ran the ball around the right edge, only to have the ball knocked loose by linebacker **Korey Toomer**. Safety **Dwight Lowery** scooped it up and finished with a 35-yard return for a score.

Trailing 33-21 early in the fourth quarter, the Titans battled back with an 80-yard series, highlighted by a 48-yard catch and run by wide receiver **Kendall Wright**. Mariota capped the drive with an eight-yard touchdown pass to Walker.

Following a 36-yard field goal by Lambo, the San Diego defense provided yet another score. With five minutes remaining in regulation, Mariota's attempted pass to Wright was intercepted by cornerback **Brandon Flowers**, who turned the theft into a 33-yard touchdown and a 43-28 San Diego lead.

The Titans refused to go quietly, and a quick 75-yard drive was ended by a one-yard touchdown run by Murray.

The Chargers took the ensuing kickoff with 2:45 on the clock. On third-and-seven, Gordon provided a 47-yard run, and he converted a final third down to ensure that Rivers could kneel to end the contest.

NOTES FROM LAST WEEK'S GAME

TITANS CONTINUE SCORING RUN: The Titans scored 35 points at San Diego a week after scoring 36 points at home against Jacksonville. The last time the Titans scored 35 or more points in consecutive games was Week 14 and Week 15 of the 2004 campaign, when the team posted 38 points against Kansas City (Dec. 13) and 35 at Oakland (Dec. 19). Against the Chargers, the Titans also recorded their fifth consecutive game with at least 26 points. The last time that happened was Weeks 3-10 of 2003 (seven games).

RED ZONE PERFECTION: The Titans scored a season-high five touchdowns on five trips into the red zone. It was the fourth time in five games the Titans were perfect on at least three trips into the red zone.

NO SACKS ALLOWED: For the second consecutive game and the third time in 2016, the Titans offensive line did not allow a sack. With 43 passing attempts against the Chargers, it marked the first time since Sept. 23, 2012 against Detroit that the team dropped back at least 40 times without a sack.

MARIOTA PASSES FOR 313 YARDS: Second-year quarterback **Marcus Mariota** completed 27 of 43 passes for 313 yards with three touchdowns and two interceptions at San Diego. It marked his third career 300-yard passing game and his first in 2016. He recorded the second-highest number of pass attempts of his career, and his completion total tied for

second in his career.

FOUR TOTAL TOUCHDOWNS FOR MARIOTA: For the third time in his career, **Marcus Mariota** had one rushing touchdown and three passing touchdowns in the same game. He completed touchdown passes of 16 yards to **Rishard Matthews**, seven yards to Matthews and eight yards to **Delanie Walker**. His 14-yard rushing touchdown gave him two rushing touchdowns in 2016 and four in his career. It marked the fifth time in 21 career starts he accounted for four total touchdowns, and it was his seventh career game with three or more touchdown passes (third of 2016). Mariota recorded his fifth consecutive contest with at least two touchdown passes. He has 17 touchdown passes in 2016 and 36 touchdown passes in his career.

MURRAY SCORES NINTH TOUCHDOWN OF SEASON: Running back **DeMarco Murray** rushed for a team-high 51 yards on 14 carries at San Diego. In the fourth quarter, he registered a one-yard touchdown run, giving him his seventh rushing touchdown of 2016 and his ninth overall touchdown of 2016 (including two receiving). It was his 41st career rushing touchdown. Murray, who is tied for second in the NFL in total touchdowns, has at least one rushing touchdown in four consecutive games, marking only the seventh time in franchise history a player accomplished the feat. He joined **Earl Campbell** (five games in 1979 and four games in 1981), **Alonso**



Kendall Wright is 12th in franchise history on the career receptions list.

Highsmith (four games in 1989), **Gary Brown** (four games in 1993), **Eddie George** (four games in 2000) and **LenDale White** (four games in 2008).

MURRAY TOTALS SEVEN CATCHES: **DeMarco Murray** recorded a team-high seven receptions for 29 yards at San Diego. His reception total tied for the third-highest total of his career.

MURRAY HITS 1,000 SCRIMMAGE YARDS: With 80 total scrimmage yards at San Diego (51 rushing and 29 receiving), **DeMarco Murray** reached 1,033 scrimmage yards on the season. It marked the seventh occasion in franchise history in which a player reached 1,000 scrimmage yards in the team's first nine games of a season. Murray joined **Chris Johnson** (1,353 in 2009), **Charlie Hennigan** (1,122 in 1961), **Eddie George** (1,012 in 1993 and 1,072 in 2000), **Chris Brown** (1,006 in 2004) and **Earl Campbell** (1,002 in 1980) as the only players to accomplish the feat. Murray has totaled at least 1,000 scrimmage yards in all but one season (2012) of his six-year career.

MURRAY HITS 6,000: In the second quarter, running back **DeMarco Murray** reached the 6,000-yard rushing mark for his career. He became the ninth active player to reach the number.

WRIGHT'S CATCH TIES FOR SECOND LONGEST OF CAREER: Wide receiver **Kendall Wright** caught two passes for a team-high 64 yards, including a 48-yard reception in the fourth quarter to help set up a touchdown. The reception tied for the second-longest catch of Wright's career.

WRIGHT MOVES INTO 12TH PLACE IN FRANCHISE RECEPTIONS: With 64 yards against the Chargers, **Kendall Wright** improved his career total to 3,144 receiving yards. In doing so, he moved past **Tim Smith** (3,107) for 12th place on the franchise's all-time receiving yards list.

MATTHEWS SCORES TWICE: Wide receiver **Rishard Matthews** finished second on the team with six receptions for 63 yards, and he matched his career high with two touchdown receptions—both in the second quarter on passes from **Marcus Mariota**. The first came on a 16-yard pass, and he followed with a seven-yard touchdown catch with 14 seconds remaining in the half. With the scores, which were Matthews' fourth and fifth touchdowns of the season, he set a new career high, topping the four touchdown receptions he registered with the Miami Dolphins in 2015. All five of Matthews' touchdowns in 2016 have come in a five-game span.

SHARPE HAS CAREER-BEST RECEPTION: Rookie wide receiver **Tajae Sharpe** totaled 58 yards on four receptions. The fifth-round pick's 29-yard reception in the second quarter was the longest catch of his career and helped set up a touchdown on the next play.

WALKER SECOND AMONG FRANCHISE TIGHT ENDS IN TD

CATCHES: Tight end **Delanie Walker** posted five receptions for 42 yards and a touchdown against the Chargers. His eight-yard touchdown reception in the fourth quarter was his fourth of the season and the 28th of his career, including 20 touchdown catches in a Titans uniform. He broke a tie with **Willard Dewveall** and **Bob McLeod** (19) for the second-highest touchdown reception total in franchise history among tight ends, trailing only **Frank Wycheck** (27).

WOODYARD RECORDS SECOND SACK OF 2016: In the second quarter, inside linebacker **Wesley Woodyard** sacked **Philip Rivers** for a seven-yard loss on third down. The play gave Woodyard two sacks in 2016 and 17.5 in his career.

MARIANI MOVES INTO FIFTH PLACE IN FRANCHISE ANNALS: With 52 kickoff return yards at San Diego, including a 37-yarder, **Marc Mariani** (2,605 kickoff return yards with the Titans) passed **Mel Gray** (2,592) for the fifth-highest total in franchise history.

INACTIVES: The seven inactive Titans were wide receiver **Tre McBride**, safety **Rashad Johnson**, cornerback **Cody Riggs**, linebacker **Aaron Wallace**, guard **Quinton Spain**, tight end **Jace Amaro** and defensive lineman **Austin Johnson**. Rashad Johnson (neck), Wallace (shoulder) and Spain (knee) were on the injury report leading up to the game.

SELECT TITANS POSTGAME QUOTES

HEAD COACH MIKE MULARKEY

Opening statement:

"Injuries really only Derrick Henry. He pulled his calf in pregame workout and other than that, everybody [has] bumps and bruises. Game injuries, but nothing serious other than that."

On Henry's injury:

"[He was] bad enough not to play. He felt like he couldn't play."

On Marcus Mariota turning the ball over:

"Well I will say this, on the first one a corner made a very good play. Very good play. On the second one, he's got to put the ball away. There's no question about it. All you can do is practice it. You can keep talking about it. Unfortunately, you have to have some bad experience like we've had this year. At some point it's got to be automatic and the last turnover Kendall's (Wright) got to run a better route, because that route should never be undercut like that. So I put that on Kendall."

On what the difference in his mind was of this game:

"Well, we made enough mistakes where we could not- I'm going to give them credit. Again, they came right out, scored their first three possessions, [and] ran the ball very effectively. Every time we thought we had a chance to come back and get back into the game, they came right back too. That's a credit to those guys, no question. But also you can't turn the ball over. You certainly can't turn the ball over for scores. That's next to impossible to win in this league and it was enough to lose."

On how deflating the loss and turnovers is emotionally:

"Losing is deflating. The way that we lose is frustrating, very frustrating. But I will say this, this team has a lot of heart to be down here on the road and come back and put a drive together at the half and come out after the half to put a drive together to take the lead when everyone else thought it was doom and gloom this team did not think that."

On why there wasn't more of the no huddle, hurry up plan when it worked so well in the third quarter:

"We did. We went back. We started to move the ball again without it. We're trying to give our line a little bit of a blow there. That's a lot when you're at the line like that in the mode that we were in, but we got back into it and we threw the pick. We got back into that same style that you're talking about. We threw the pick for a touchdown."

On the team being so good against the run this year and why (Melvin) Gordon was allowed to have the day that he had:

"A very good runner. Tackling was not very good, especially on the last third and seven where we needed that stop to have a chance. I'll have to watch the tape again. There are a lot of gaps. We have some blitzes on where there shouldn't be any running space [and] there shouldn't be any gaps. So, I'm going to have to say without looking at it that gap control was not very good."

SELECT TITANS POSTGAME QUOTES

On if there's no margin for error now going forward:

"Yeah, we know that. We know where we're at it's a big point here. There is not a lot of room for error. All of these games are important. Each game is more important than the previous one and [we] understand that and [we will] try to get back in the pack. We put ourselves in this position."

On Rishard Matthews with two big plays and how he has been doing:

"Good. He's done very good. There's a couple of other plays there that I would like to- the one we had a drop down there before his touchdown- which we would've scored earlier, but he's done some very good things for us."

On the Chargers limiting DeMarco Murray:

"I give them credit. That's their strength. Their strength is their front five and they are a good front. I said that earlier in the week, probably one of the best fronts we're going to face. They did a good job at getting those two guys ready to play and they played well."

On his thoughts on the protection:

"I thought it was pretty good for the most part. [I] felt good about it, I really do. It's a pretty good front. Early on I thought there was a little pressure. Obviously the first third down they got a hand on us, but for the most part I thought it was pretty good."

QB MARCUS MARIOTA

On turnovers:

"They made a couple great plays. The one early, I really thought Delanie (Walker) was going to pop wide open but the corner fell off and made a play. Obviously, I can't fumble. That's going to put us in bad situations. On the final interception, I probably should have just moved on in my read. Kendall (Wright) did a good job winning, if I would have laid the ball out there a little more to the outside, it's a completion."

On the first interception, were they in something that you didn't see pre-snap?

"No, pre-snap it was the look we had practiced. It was an opportunity, I thought, to get Delanie (Walker) matched up on the underneath guy. We thought the corner was going to fall in on the end but he ended up just falling off and covering Delanie and made a play on the ball."

On the slow start, how much did it hurt you and did you feel like you could overcome it when you took the lead?

"When you're playing teams like this, you can't start slow. The two three-and-outs right away put us behind the eight ball a little bit but I felt like the guys continued to battle as things were not looking so good. I thought the team did a great job fighting which shows a lot about this team."

What was it like to play in front of so many friends and family and people from Hawaii?

"It was special. There were a lot of family members and lot of friends that I haven't been able to play in front of for a few years and for them to come out and show their support means a lot to my family and I. Unfortunately, it didn't go the way that we wanted but I'm thankful that they're here and it meant a lot."

Walk us through the touchdown run:

"I thought the guys outside and DeMarco (Murray) did a good job blocking. Maybe they felt that if I could bounce to the outside, maybe I'd have the opportunity to score. Those guys did an awesome job blocking to give me the opportunity to do that."

Did you initially think you'd be able to get to the pylon?

"It was kind of one of those instinctual plays, stuff that I've been doing since I was a kid. Credit goes to the guys who gave me the opportunity to do it."

On Rishard Matthews:

"He's done a great job creating separation. He continues to find ways to get open and makes tough catches. I'm going to continue to need that from him."

In college you had a lot of highs and not too many lows. What's it like adjusting to the ups and downs of the NFL?

"It's different, but this is the highest level. I was very fortunate to have some good runs in Oregon. It's part of the game, it's part of this league. You can continue to get better and continue to grow. You're not going to win every single one of them. For us, we're fighting in these games. We're giving our-

selves an opportunity to win. That's all you can really ask for."

WR TAJAE SHARPE

On offense looking to take advantage of Chargers' depleted secondary:

"They did a pretty good job of trying to stack the box and stop the run game. So obviously we had to adjust and we came out trying to throw the ball. One time no huddle, fast tempo and we had some success with that. But we just got to take care of the ball a little bit better and got to give ourselves a better chance to come out with the win."

On turnovers and unforced errors that defined the game:

"Teams are too good. You can't win games turning the ball over. Self-inflicted wounds. We knew that coming into this game, especially with this type of high-power offense. We've just got to go back to the drawing board. We'll go back to work tomorrow and correct our mistakes."

On if the Titans are trying to get him more involved in the offense:

"I just go out there and try to be where I'm supposed to be at all times and if the ball comes my way, I can try to make a play on it. It's just everybody doing their job. If you get the opportunity, make the play."

On more rhythm in hurry up offense:

"That's something that we practice every single day throughout the week in practice. We've gotten pretty good at it since the beginning of training camp and that's something we're going to continue to do. That's just another dimension to this offense, speeding up the tempo, changing up the pace a little bit. We get defenses off balance and see where their endurance is at and try to catch them off guard."

On building off the passing game performance today:

"Definitely, you can build off any performance every single week, whether it was a great performance or one that needed a little bit of work. Like I said, we're just going to go back to work tomorrow, go back to the drawing board, look at the film and correct the things that we can do a little bit better and take care of the ball."

ILB WESLEY WOODYARD

On Chargers' offense keeping the defense off balance:

"At the beginning of the game, we couldn't get off the field. That's the key to any game. If you can't get off the field on third down and 10, we pretty much gave them the run. We missed a few tackles that opened up a few run gaps and allowed them to get over 100 yards."

On sacking Philip Rivers and being difficult to get him off his spot:

"He's a good veteran. He has the time clock countdown going on in his head. If anything, he expects the blitz to come. He did a lot, like checking a lot of plays into run when he saw something he didn't like. Overall I think he did a really good job."

On the key for Chargers' run game with Melvin Gordon:

"Continue to move the chains. We had him multiple times, but we had him tackled and he was able to break out of it easily. He's a good back for a reason and we've just got to make our plays."

On coming back after getting two penalties on third down:

"You've got to continue to fight. Anytime you go down there and you stop them over and over and over again, flags come in. There's pretty much nothing you can do. It's just your job to go out there. It sucks that we got those penalties but at the end of the day, we've got to make something happen."

On getting a slow start:

"There are no excuses for it. We weren't up to our game today and they took advantage of it. That's what a veteran team does with a veteran leader. They're going to beat you any day like that."

On if Gordon was tougher than they thought he was:

"No, he's not a sleeper. He just broke some tackles. That's why he's an all-pro running back. He made some big plays and that's the tale of the tape."

SELECT TITANS POSTGAME QUOTES

RB DEMARCO MURRAY

On getting in a rhythm using hurry-up offense:

"I think in different games it's helpful. In this this game, it was. They have some weakness in their secondary and I thought Marcus (Mariota) did a great job of finding receivers at certain times. It was in our favor today."

On losing by one possession and turning the ball over three times:

"It's hard to win on the road when you turn the ball over. It's not on Marcus (Mariota). When you turn the ball over, it's usually a team effort offensively. We didn't play well together offensively, defensively, special teams played well. But offensively and defensively, we didn't get our jobs done today."

On Chargers being thin at inside linebacker and if they looked to take advantage of that:

"Yes, we felt we were moving the ball through the air with ease. They're a good team. They made a few more plays than we did. Obviously, when you score on defense, you've got a high chance to win the game."

On if it felt like a handed away game:

"No, we didn't hand it away. They beat us. You don't hand away wins or losses in this league. Usually the other team makes more plays. They made more plays than we did. You can't have the amount of errors we had. We've just got to bounce back."

WR RISHARD MATTHEWS

On his touchdown:

"It was a seam route, it wasn't a great route, I just tried to get in front of the defender. Marcus (Mariota) put a good ball up and it felt good and I just went up and got it."

On how the game felt overall to him:

"We knew it was going to be a battle coming into the game. We know they score a lot of points. Offensively, we just have to do a better job at keeping our defense off the field. We fell short and this was one of the games that we knew was going to be a game where whoever had the ball the last two or three minutes was going to win and that is how it went."

On how the team feels at this point in the season:

"I don't think we are where we want to be. I think we are a better team than what our record shows. Like I said, we always are in there right until the end but we need to do a better job of finishing games. That is the biggest thing."

S KEVIN BYARD

On why he felt that the team lost:

"When you go against a great team, and especially a great quarterback, you can't get two turnovers and expect to win the game. That is one thing we talked about going into the game ... the team that wins the turnover battle is going to win the game ultimately and we lost that. We need to come back on Monday and find a way to fix the things that we need to fix and get ready for next week."

2016 GAME-BY-GAME HIGHLIGHTS

Highlights from the Titans' regular season schedule (CLICK FOR VIDEO):

Week 1 • Sept. 11, 2016 • VIKINGS 25 at TITANS 16 • 0-1

The Titans take a 10-0 halftime lead, but the Vikings score 25 unanswered points in the second half ... Marcus Mariota completes two touchdown passes to DeMarco Murray ... The Vikings score both of their touchdowns on defense, the first a 77-yard interception return by linebacker Eric Kendricks and the second a 24-yard fumble return by defensive end Danielle Hunter ... The Titans defense limits Minnesota's offensive scoring to four made field goals in six attempts ... Adrian Peterson is held to 31 yards on 19 carries.

Week 2 • Sept. 28, 2016 • TITANS 16 at Lions 15 • 1-1

Marcus Mariota leads a game-winning, 13-play, 83-yard drive, culminating with a nine-yard touchdown pass to Andre Johnson on fourth down with less than two minutes remaining ... The Titans overcome a 15-3 deficit in the second half ... The two teams combine for 29 penalties, including 17 by the Lions ... Perrish Cox seals the victory by intercepting a Matthew Stafford pass with less than 30 seconds remaining.

Week 3 • Sept. 25, 2016 • RAIDERS 17 at Titans 10 • 1-2

A late rally by the Titans comes up short, as a fourth-down pass by Marcus Mariota to Harry Douglas sails incomplete into the end zone with 12 seconds remaining ... The Titans rush for 181 yards, including 114 from DeMarco Murray, but commit three turnovers and eight penalties ... Two of their penalties come in the final minute inside the 20-yard line, including a touchdown-negating pass interference penalty ... The Raiders score touchdowns on a 22-yard run by Latavius Murray and a 19-yard reception by Seth Roberts.

Week 4 • Oct. 2, 2016 • Titans 20 at TEXANS 27 • 1-3

A 67-yard punt return by Houston's Will Fuller late in the third quarter provides the winning margin ... Fuller scores twice, and Brock Osweiler passes for two scores for the Texans ... The Texans build a 14-0 lead in the first quarter, but the Titans come back with two rushing touchdowns by DeMarco Murray and two field goals by Ryan Succop ... Jason McCourty and Perrish Cox record interceptions for the Titans, while Marcus Mariota is intercepted once.

Week 5 • Oct. 9, 2016 • TITANS 30 at Dolphins 17 • 2-3

The Titans rush for 235 yards on 41 carries, including 121 rushing yards from DeMarco Murray and 60 from Marcus Mariota ... Mariota passes for three touchdowns and rushes for another score ... The Titans sack Ryan Tannehill six times—two each for Derrick Morgan, Brian Orakpo and Jurrell Casey ... Jason McCourty and Daimion Stafford record interceptions, while the Titans do not turn the ball over ... The Dolphins score on a 74-yard punt return by Jakeem Grant ... The Titans record a time of possession of 36:44.

Week 6 • Oct. 16, 2016 • Browns 26 at TITANS 28 • 3-3

Marcus Mariota passes for 284 yards and three touchdowns and adds 64 rushing yards ... Kendall Wright catches eight passes for 133 yards, including a 48-yard touchdown ... The Browns score 13 points in the final 2:07, but a second onside kick goes out of bounds to seal the Titans' victory ... The Titans sack rookie quarterback Cody Kessler six times, but Kessler has 336 passing yards with two touchdowns.

Week 7 • Oct. 23, 2016 • COLTS 34 at Titans 26 • 3-4

Andrew Luck's third touchdown pass of the day, a seven-yard strike to tight end Jack Doyle, gives the Colts the lead with 1:55 remaining ... On the ensuing Titans drive, linebacker Robert Mathis adds to the Colts late lead with a 14-yard fumble return for a touchdown ... Luck passes for 353 yards, including 133 yards to receiver T.Y. Hilton ... Titans quarterback Marcus Mariota throws for two touchdowns, including a 10-yarder to left tackle Taylor Lewan in the first quarter ... DeMarco Murray rushes for 107 yards for the Titans.

Week 8 • Oct. 27, 2016 • Jaguars 22 at TITANS 36 • 4-4

In a Thursday night game, the Titans score 27 points and shut out the Jaguars in the first half ... The Titans score on six consecutive possessions ... Marcus Mariota completes 18 of 22 passes for 270 yards with touchdown passes to Kendall Wright and Rishard Matthews ... DeMarco Murray accounts for 123 of the team's 214 rushing yards, and he and rookie Derrick Henry (60 rushing yards) each run for a touchdown ... The Titans total 494 yards on offense and convert 60 percent on third down.

Week 9 • Nov. 13, 2016 • Titans 35 at CHARGERS 43 • 4-5

The Chargers score the game's first 16 points before the Titans battle back to take a 21-19 lead in the second half ... Marcus Mariota passes for 313 yards and three touchdowns (two to Rishard Matthews) and adds a rushing touchdown, but he is intercepted twice and loses a fumble ... The Chargers turn the three takeaways into 17 points, including a fumble return touchdown by Dwight Lowery and an interception return for a score by Brandon Flowers ... Melvin Gordon rushes for 196 yards for the Chargers.

GAME PREVIEW

TEAM NOTES

PLAYER NOTES

MEDIA

STATISTICS

ROSTERS

GENERAL MANAGER JON ROBINSON

Jon Robinson was hired as Titans general manager on Jan. 14, 2016 after spending two years as director of player personnel for the Tampa Bay Buccaneers.



"As we visited with Jon and researched his career, his proven track record for scouting talent, leadership skills, and ability to build relationships make him an ideal candidate to lead our football operation," said **Amy Adams Strunk**, Titans controlling owner and co-chairman of the board of directors. "Jon is a proud Tennessean who is excited to be coming home, and we look forward to the future of our football team under his leadership."

Within his first four months on the job, Robinson made several key personnel decisions. On March 9, Robinson made his first major acquisition, trading for Philadelphia Eagles running back **DeMarco Murray**. A two-time Pro Bowl selection, Murray was the NFL Offensive Player of the Year with the Dallas Cowboys in 2014, when he rushed for more than 1,800 yards. Around the same time, Robinson began to work the free agent market. Cornerbacks **Brice McCain** and **Valentino Blake**, center **Ben Jones**, quarterback **Matt Cassel**, wide receiver **Rishard Matthews**, linebacker **Sean Spence** and safety **Rashad Johnson** were part of the haul.

On April 14, two weeks before the NFL Draft, Robinson and the Titans dealt the first overall pick to the Los Angeles Rams in one of the biggest trades in recent NFL history. The Titans gave up the No. 1 pick and a fourth-rounder in order to receive the 15th overall pick, two second-rounders and a third-rounder in 2016, plus the Rams' first- and third-round picks in 2017. From 1990–2015, there were seven trades involving the No. 1 overall pick, but this was the first since 2004, when the San Diego Chargers selected **Eli Manning** with the first pick and dealt his rights to the New York Giants.

The Titans had their hands at one point or another on 17 selections in the 2016 draft due to five different trades (including one trade in 2015), and in the end, they ended up with a class of 10 players, including four of the top 45 picks. Robinson swung a draft-day trade with the Cleveland Browns to move back up to the eighth slot to choose Michigan State tackle **Jack Conklin**. The second round yielded Clemson outside linebacker **Kevin Dodd** (33rd overall), Penn State defensive lineman **Austin Johnson** (43rd) and Alabama running back **Derrick Henry** (45th).

Robinson arrived in Tennessee with a wide range of experience from working his way up on the personnel side of the NFL. From 2014–2015, he served as director of player personnel for the Buccaneers and oversaw both college and pro departments as the team rebuilt its roster. The 2015 Buccaneers draft class made a significant impact, including four rookie starters: quarterback **Jameis Winston**, tackle **Donovan Smith**, guard **Ali Marpet** and linebacker **Kwon Alexander**.

"Our goal here is to win, bottom line," Robinson said upon accepting the new job. "That is a measuring stick that all franchises are measured by. Mike (Mularkey) and I have an aligned vision of what we want this team to look like. We want tough players, we want coachable players, we want smart players and most importantly we want players with a team-first attitude. My role here is to insure we find those players. I will coach the personnel staff on the type of players that we want and identify the guys that are true fits of what we are looking for in a Titan."

Prior to joining Tampa Bay, Robinson spent 12 years with the New England Patriots, including his last five years (2009-13) as the director of college scouting. In the five years heading up their college scouting, the Patriots added a number of key components to their roster that won the Super Bowl in 2014, including wide receiver **Julian Edelman**, defensive back **Devin McCourty**, tight end **Rob Gronkowski**, tackle **Nate Solder** and defensive end **Chandler Jones**. He joined the Patriots as an area scout in 2002, a role he served for four seasons. Robinson then spent two years (2006-07) as a regional scout, before being promoted to assistant director of college scouting in 2008 and then director of college scouting in 2009. In his time scouting for the Patriots the team won 10 division titles, four conference titles and two Super Bowls (2003, 2004).

"I was really most specifically on the college side as the college director (in New England). So my duties there were to organize all of the scouting of the college players in preparation for the draft and rookie free agency. When I got to Tampa, I was really exposed to everything as it relates to the day-to-day operations of running the football team, to the Monday meetings with the trainer and (general manager) Jason (Licht), working through the emergency list, the practice squad list, preparing for free agency, along with overseeing the college draft. It really opened my eyes to everything that goes on on a day-to-day basis, on a weekly basis, on a monthly basis that an NFL team has to prep for."

Robinson played three years at Southeast Missouri State as a defensive lineman after starting his college career at the Air Force Academy. Following his college career as a player, he spent one season (1998) coaching at his alma mater and three years (1999-2001) coaching at Nicholls State.

A native of Union City, Tenn., Robinson and his wife, Jaimie, have two daughters, Taylor and Bailey.

Jon Robinson's Background:

- 2016:** Tennessee Titans - General Manager
- 2014-15:** Tampa Bay Buccaneers - Director of Player Personnel
- 2009-13:** New England Patriots - Director of College Scouting
- 2006-07:** New England Patriots - Regional Scout
- 2002-05:** New England Patriots - Area Scout
- 1999-01:** Nicholls State - Assistant Coach
- 1998:** Southeast Missouri State - Assistant Coach



TRADES BY JON ROBINSON

Since being hired as Titans general manager in January 2016, **Jon Robinson** has engineered five different trades:

Trade Date/Teams	Compensation	Overall	Player Selected	Note
1. March 9, 2016 — The DeMarco Murray Trade				
Tennessee Receives:	Player: RB DeMarco Murray			
	Draft Choice: Round 4, 2016	#113	LB Nick Kwiatkoski	Pick traded from Tennessee to Los Angeles to Chicago
Philadelphia Receives:	Draft Choice: Round 4, 2016	#100	QB Connor Cook	Pick traded from Philadelphia to Cleveland to Oakland
2. April 14, 2016 — Titans Trade First Overall Pick				
Tennessee Receives:	Draft Choice: Round 1, 2016	#15	WR Corey Coleman	Pick traded from Tennessee to Cleveland
	Draft Choice: Round 2, 2016	#43	DL Austin Johnson	Pick originally from Philadelphia
	Draft Choice: Round 2, 2016	#45	RB Derrick Henry	
	Draft Choice: Round 3, 2016	#76	T Shon Coleman	Pick traded from Tennessee to Cleveland
	Draft Choice: Round 1, 2017			
	Draft Choice: Round 3, 2017			
Los Angeles Receives:	Draft Choice: Round 1, 2016	#1	QB Jared Goff	
	Draft Choice: Round 4, 2016	#113	LB Nick Kwiatkoski	Pick originally from Philadelphia; traded from Los Angeles to Chicago
	Draft Choice: Round 6, 2016	#177	TE Temarrick Hemingway	
3. April 28, 2016 (Draft Day Trade) — The Move Up to Get Conklin				
Tennessee Receives:	Draft Choice: Round 1, 2016	#8	T Jack Conklin	Pick originally from Miami through Philadelphia
	Draft Choice: Round 6, 2016	#176	RB Andy Janovich	Pick traded from Tennessee to Denver
Cleveland Receives:	Draft Choice: Round 1, 2016	#15	WR Corey Coleman	Pick originally from Los Angeles
	Draft Choice: Round 3, 2016	#76	T Shon Coleman	Pick originally from Los Angeles
	Draft Choice: Round 2, 2017			
4. April 30, 2016 (Draft Day Trade) — Titans Get Pair of Corners on Day 3				
Tennessee Receives:	Draft Choice: Round 5, 2016	#157	CB LeShaun Sims	Pick originally from N.Y. Jets
	Draft Choice: Round 7, 2016	#253	CB Kalan Reed	
Denver Receives:	Draft Choice: Round 6, 2016	#176	RB Andy Janovich	Pick originally from Cleveland
	Draft Choice: Round 6, 2017			
5. Aug. 16, 2016 — Green-Beckham for Kelly				
Tennessee Receives:	Player: G/T Dennis Kelly			
Philadelphia Receives:	Player: WR Dorial Green-Beckham			

WHAT THEY'RE SAYING ABOUT ROBINSON

Steve Underwood, Titans president/CEO (press conference Jan. 18, 2016): "Jon Robinson is the product of the most extensive search for a general manager in our club's history. We are so impressed with Jon's experience, his vision and his focus on restoring our franchise to greatness. We are persuaded fully that he will work with our staff and our coaches to restore our franchise on and off the field and Amy (Adams Strunk) believes that his talents and attitude are just what we need at this moment in time."

Mike Mularkey, Titans head coach (press conference Jan. 18, 2016): "We have had really good discussions for the vision we have for this football team. For our fans, we believe we can bring a championship to this city with the same vision. We have talked about it from day one of what it is going to take and it is very similar to what Jon just said. You heard me say that the first time I got in front of you when the coaching change took place. We want smart, tough, physical players, coachable and accountable, and that is what Jon and I will do. We will work together to find those players."

Floyd Reese, former Titans general manager and former New England Patriots executive (to TitansOnline.com Jan. 14, 2016): "You hear coaches talk all the time about when you get down to the fourth down play, there are certain guys that want the ball and other guys who might prefer it go to someone else. Jon wanted the ball, and I always thought that was something special about him."

"One of the biggest concerns I always had coming out of New England, because Bill (Belichick) runs everything, is there's not a lot of guys that have a chance to make decisions, and when you get thrown into a GM situation like this, making a decision is the hardest thing to do. ... If you've never done it, it is tough."

"One of the things I always liked about Jon is he was one of those guys that

TITANS PERSONNEL/SCOUTING STAFF

- Jon Robinson General Manager
- Vin Marino Vice President/Football Administration
- Ryan Cowden Director of Player Personnel
- Blake Beddingfield Director of College Scouting
- Brian Gardner Director of Pro Scouting
- Kevin Turks Pro Scout
- Phil Neri College Scout
- Tim Ruskell College Scout
- Jon Salge College Scout
- Richard Shelton College Scout
- Wes Slay College Scout
- Brandon Taylor College Scout
- Dale Thompson College Scout

wanted to tell you, he wanted to give you his opinion. He had an opinion, and had reason and logic and something behind it. And I'm telling you, the guy is smart.

"I think Amy (Adams Strunk) and Kenneth (Adams IV) and Steve (Underwood), and the people involved, they hit a home run with this one. Jon is prepared, and is in the right spot. If you look at the things that are really important for success, then you would say this is a great match."

"He's an outstanding guy. When he got the job, the first thing he said was 'I'm coming home.' He is a Tennessee boy. He loves Tennessee. And anybody that gets a chance to go back home and work a job of this caliber back home, it's a daily incentive. Every morning you're thinking my mom and dad are go-

ing to see what I am doing or my friends are going to see what I am doing ...

“Jon will be outgoing. Coming back here and getting back in this environment, he'll be more accessible and visible. And I think the people here are going to love him.”

Shelton Quarles, Tampa Bay Buccaneers director of football operations (to TitansOnline.com Jan. 14, 2016): “I think he has an overall great grasp of the league itself, from the guys coming in from college, to the guys that are already here on the pro side. And he has a great understanding of what it takes to set up a good roster and have a good team. He has a great ability to prioritize and make sure everyone is on task to get things done in a timely fashion. He works great with all the guys here, I've never heard any complaints. He is very organized and detail-oriented. He has been around some great coaches in (Bill) Belichick and was with Lovie (Smith). He's done a great job over the last few drafts here, with Jameis (Winston) and all our young guys from the draft who've kind of helped put us on the right track. I am pretty sure he'll be able to do the same thing with the Titans.”

Jerry Reese, New York Giants general manager (statement Jan. 14, 2016): “I'm proud of Jon and happy for him. He's worked hard to earn his stripes in this business. I wish him good luck!”

Jason Licht, Tampa Bay Buccaneers general manager (to TitansOnline.com Jan. 14, 2016): “I first met Jon while I was a scout with the New England Patriots and he was a young position coach at Nicholls State University. After spending a day with him, I knew that he had a bright future in this business because he possessed the type of personnel and talent evaluation skills that NFL teams highly covet. A couple of seasons later, he was working with us at the Patriots and it became very clear that he would one day rise up the ranks to run his own team. During our 14 years together, Jon has been a valued co-worker and trusted advisor, but more importantly, a great friend. He was the first person I attempted to hire when I was named general manager of the Buccaneers and I was fortunate to have him by my side these past two years. Based on all that I know about Jon, I am certain he will enjoy great success with the Tennessee Titans. They could not have hired a better person to lead their football operations.”

Daniel Jeremiah, former NFL scout and current NFL Network analyst (to TitansOnline.com Jan. 15, 2016): “Sometimes you see guys get these jobs and they are people you have been on the road with, and you've see them cut corners and you've seen them not deal well with people, and you are almost disappointed when some of these guys get hired. And then there's guys like J-Rob and you've been with them on the road and you know how hard they've worked, and you know they are come early, stay late guys. You know that they know how to cultivate sources at schools and develop relationships, and he's always been one of those guys. He is some-

body who has a lot of respect in the scouting community. He is a scout's scout, and someone who is highly regarded in that community. He's a good guy. I am happy for him and I know a lot of people are, too.”

Bill Belichick, New England Patriots head coach (to TitansOnline.com Feb. 22, 2016): “Jon is smart, works hard, and is team oriented. He showed a strong commitment to finding the players and specific types of players we needed, digging out information on their individual personal characteristics, and understanding the projection of how each player would contribute and fit into our program. He did many 'extras' that went beyond the normal duties in his job. Jon patiently worked his way up through the Patriots organization and was unselfish in his team-first attitude to do whatever he could to help us win ... Jon educated me on the changes in the landscape of scouting and we made adjustments in our process as a result of his perceptive comments.”

NEW FACES

Additions to the Titans roster, coaching staff and football administration/player personnel leadership roles since the conclusion of the 2015 season:

Players—Free Agents

CB Brice McCain (FA)
 C Ben Jones (UFA-HOU)
 QB Matt Cassel (UFA-DAL)
 WR Rishard Matthews (UFA-MIA)
 LB Sean Spence (UFA-PIT)
 CB Valentino Blake (UFA-PIT)
 S Rashad Johnson (UFA-ARI)
 CB Bennett Okotcha (FA) – IR
 WR Marc Mariani (FA)

Players—Draft Picks

T Jack Conklin (1)
 OLB Kevin Dodd (2a)
 DL Austin Johnson (2b)
 RB Derrick Henry (2c)
 S Kevin Byard (3)
 WR Tajae Sharpe (5a)
 CB LeShaun Sims (5b)
 G Sebastian Tretola (6)
 OLB Aaron Wallace (7a)

Players—Trades and Waivers

RB DeMarco Murray (T-PHI)
 LB Nate Palmer (W-GB)
 G/T Dennis Kelly (T-PHI)
 TE Jace Amaro (W-NYJ)
 G Josh Kline (W-NE)

Coaching Staff*

Terry Robiskie (offensive coordinator)
 Brandon Blaney (defensive assistant)
 Russ Grimm (offensive line)
 Steve Jackson (assistant secondary)
 Deshea Townsend (secondary)
 Keith Willis (assistant defensive line)

* Does not include five coaching staff members who switched roles

Football Administration/Player Personnel

Jon Robinson (general manager)
 Ryan Cowden (director of player personnel)

As of Nov. 6, 2016



HEAD COACH MIKE MULARKEY

[Click For Complete Online Bio](#)

Mike Mularkey was named head coach of the Titans on Jan. 16, 2016. He served as the interim head coach for the final nine games of the 2015 season.

"The vision Mike presented for our football team during this search as well as the character, integrity, and leadership skills he displayed during the last two months of the (2015) season makes him the right coach for the Tennessee Titans," controlling owner and co-chairman of the board of directors Amy Adams Strunk said upon appointing Mularkey head coach on a full-time basis. "Mike is a quality coach and an outstanding person who will help us build this team the right way. He has experience as a head coach and a track record for developing young quarterbacks and dynamic offenses, and he also brings continuity for our franchise quarterback. We understand this may take time as we rebuild the roster and bring in new coaches for Mike's staff, but we believe he has the experience and expertise to build a consistent winner."

Mularkey has 21 years of NFL coaching experience, including three seasons as a head coach and eight as an offensive coordinator, with coaching stops in Jacksonville, Atlanta, Miami, Buffalo, Pittsburgh and Tampa Bay. In five of the eight seasons he was a coordinator Mularkey's team went to the playoffs. He joined the Titans in 2014 as tight ends coach and was elevated to assistant head coach prior to the start of the 2015 season.

As a former NFL tight end, Mularkey played a total of 114 games in nine seasons with the Minnesota Vikings and Pittsburgh Steelers. His experience as a player has molded his style as a position coach. Including his rookie preseason with the 49ers, Mularkey spent his career playing for three of the NFL's legendary coaches in Bill Walsh, Bud Grant and Chuck Noll. As an assistant coach Mularkey has served on the staffs of Sam Wyche, Bill Cowher, Nick Saban, Cam Cameron, Mike Smith and Ken Whisenhunt.

Mularkey joined the Titans after one season (2012) with the Jacksonville Jaguars as the franchise's fourth head coach, and four seasons (2008-11) with the Atlanta Falcons as offensive coordinator. Over the four-year time span with the Falcons, the team advanced to the postseason three times, ranked ninth in the NFL in total yards (354.8 per game), seventh in points (24.5), eighth in rushing yards (125.7), third in fewest turnovers (84), fourth in fewest sacks allowed (93), and sixth in third down conversions (44.2).

In three of the four years with the Falcons, Mularkey's offense produced a 3,000-yard passer, a 1,000-yard receiver and a 1,000-yard rusher in the same season. His guidance saw the rise of QB Matt Ryan, WR Roddy White, RB Michael Turner; and the continued growth of TE Tony Gonzalez, who totaled 233 receptions and 19 touchdowns in their three years together. In 2010, Sporting News named Mularkey "Coordinator of the Year."



Prior to his time with the Falcons, Mularkey spent two seasons (2006-07) with the Miami Dolphins as the offensive coordinator in 2006, and tight ends coach in 2007. He joined the Dolphins after serving as head coach for the Buffalo Bills for two seasons (2004-05). In his first season with the team, the Bills finished 9-7, marking their only winning season over the last decade.

Eight seasons (1996-2003) with the Pittsburgh Steelers preceded Mularkey's time with the Bills. Mularkey served as the tight ends coach in his first five seasons. He molded Mark Bruener into an outstanding run-blocking tight end, while Jerome Bettis eclipsed the 1,000-yard rushing mark for five straight years. His final three seasons were spent as offensive coordinator, during which time he directed two top five offenses (3rd, 2001 and 5th, 2002) and earned Assistant Coach of the Year in 2001 from the Pro Football Writers of America.

Mularkey entered the coaching ranks in 1993, overseeing the offensive line at Concordia College. He transitioned into the NFL in 1994, where he began as a quality control coach for the Tampa Bay Buccaneers before being promoted to tight ends coach the following season (1995).

Selected in the ninth round by the San Francisco 49ers in 1983, Mularkey was waived following his first training camp. He was signed by the Vikings, where he played for six seasons, before finishing his career with three years at Pittsburgh. He totaled 102 receptions and 1,222 career yards.

A graduate of Northeast High School in Ft. Lauderdale, Fla., Mularkey played quarterback and earned a scholarship to the University of Florida. He was a three-year letterman at tight end for the Gators from 1979-82. He and his wife, Betsy, have two sons -- Patrick and Shane.

TENNESSEE TITANS 2016 COACHING STAFF

Mike Mularkey	Head Coach
Dick LeBeau	Asst. Head Coach/ Defensive Coordinator
Terry Robiskie	Offensive Coordinator
Brandon Blaney	Defensive Asst.
Bob Bratkowski	Wide Receivers
Sylvester Croom	Running Backs
Nick Eason	Defensive Line
Russ Grimm	Offensive Line
Steve Hoffman	Special Teams
Steve Jackson	Asst. Secondary
Jason Michael	Quarterbacks
Arthur Smith	Tight Ends
Lou Spanos	Linebackers
Luke Steckel	Offensive Asst.
Mike Sullivan	Asst. Offensive Line
Deshea Townsend	Secondary
Jason Tucker	Asst. Wide Receivers
Steve Watterson	Asst. Head Coach/ Strength & Conditioning
Keith Willis	Asst. Defensive Line



GAME PREVIEW

TEAM NOTES

PLAYER NOTES

MEDIA

STATISTICS

ROSTERS

MIKE MULARKEY AT A GLANCE

- **Regular season record:** 22-44 (.333)
- **Postseason record:** 0-0
- **Overall record:** 22-44 (.333)
- **Regular season home record:** 13-20
- **Regular season road record:** 9-24
- **vs. Packers:** 0-1
- **on the road vs. Packers:** 0-1
- **at home vs. Packers:** 0-0
- **vs. Mike McCarthy:** 0-1
- **Year as Titans head coach:** 1
- **Year as NFL head coach:** 4

Mike Mularkey's Career Coaching Ledger:

Years	Team	Position
2016	Tennessee Titans	Head Coach
2015	Tennessee Titans	Interim Head Coach
2015	Tennessee Titans	Asst. Head Coach/Tight Ends
2014	Tennessee Titans	Tight Ends
2012	Jacksonville Jaguars	Head Coach
2008-2011	Atlanta Falcons	Offensive Coordinator
2007	Miami Dolphins	Tight Ends
2006	Miami Dolphins	Offensive Coordinator
2004-2005	Buffalo Bills	Head Coach
2001-2003	Pittsburgh Steelers	Offensive Coordinator
1996-2000	Pittsburgh Steelers	Tight Ends
1995	Tampa Bay Buccaneers	Tight Ends
1994	Tampa Bay Buccaneers	Quality Control
1993	Concordia College	Offensive Line

Mike Mularkey's Career Playing Ledger:

Years	Team	Position
1989-1991	Pittsburgh Steelers	Tight End
1983-1988	Minnesota Vikings	Tight End
1979-1982	University of Florida	Tight End

TITANS/OILERS HEAD COACH HISTORY

COACH	YEARS	WON	LOST	TIED	PCT.
Lou Rymkus	1960-61	12	7	1	.625
Wally Lemm	1961, 1966-70	38	40	4	.487
Frank "Pop" Ivy	1962-63	17	12	0	.586
Sammy Baugh	1964	4	10	0	.285
Hugh "Bones" Taylor	1965	4	10	0	.285
Ed Hughes	1971	4	9	1	.321
Bill Peterson	1972-73	1	18	0	.052
Sid Gillman	1973-74	8	15	0	.347
O.A. "Bum" Phillips	1975-80	59	38	0	.608
Ed Biles	1981-83	8	23	0	.258
Chuck Studley	1983	2	8	0	.200
Hugh Campbell	1984-85	8	22	0	.266
Jerry Glanville	1985-89	35	35	0	.500
Jack Pardee	1990-94	44	35	0	.556
Jeff Fisher	1994-2010	147	126	0	.538
Mike Munchak	2011-13	22	26	0	.458
Ken Whisenhunt	2014-15	3	20	0	.130
Mike Mularkey	2015-16	6	12	0	.333

Records include postseason



MULARKEY OFF THE FIELD

FAVORITE HOBBY: Traveling

LAST BOOK READ (& AUTHOR): "Unbroken" by Laura Hillenbrand

FAVORITE MOVIE: Field of Dreams

FAVORITE FOOD: Any food grilled

FAVORITE VACATION SPOT: Turks & Caicos

BEST FOOTBALL NICKNAME: Mean Joe Greene

FAVORITE COLLEGE TOWN: Gainesville, Fla. (Florida)

WHICH NFL TEAM DID YOU FOLLOW AS A CHILD: Pittsburgh Steelers

FAVORITE ATHLETE AS A CHILD: Jack Lambert

FAVORITE STADIUM OTHER THAN YOUR OWN, AND WHY: Lambeau Field, because of the tradition

FAVORITE SPORTS UNIFORM OTHER THAN YOUR OWN: San Diego Chargers

FAVORITE OTHER SPORT: Hockey

PERSON YOU'D MOST LIKE TO MEET: Robert De Niro

PERSON WHO INFLUENCED YOU THE MOST: My family

BEST ADVICE EVER RECEIVED: "It's the things you do when nobody is watching that will make you successful"

PLAYER (FORMER OR CURRENT) WHO'D MAKE A GREAT HEAD COACH: Peyton Manning

GREATEST OVERACHIEVER YOU'VE EVER COACHED: Delanie Walker

BEST PURE ATHLETE YOU'VE COACHED: Kordell Stewart

TOUGHEST PLAYER YOU'VE EVER COACHED: Craig Stevens

MOST INSPIRATIONAL PLAYER YOU'VE EVER COACHED: Matt Ryan

FUNNIEST PLAYER YOU'VE EVER COACHED, AND WHY: Hines Ward, because he's the most physical blocker as a wide receiver and always had a smile on his face

TOUGHEST COACH YOU'VE EVER FACED, AND WHY: Bill Belichick, because he always has a team that is well-prepared and very disciplined

GREATEST TEAM YOU'VE EVER COMPETED AGAINST: 1985 Chicago Bears

TOUGHEST GAME YOU'VE EVER COMPETED IN, AS A COACH OR PLAYER: Against the 1985 Chicago Bears as a player

LOUDEST CROWD OF YOUR FOOTBALL CAREER, HOME OR AWAY: Seattle

MOST UNDERRATED ASPECT OF FOOTBALL: The importance of how special teams affect the outcome of games every week

WHO HAS THE HARDEST JOB IN FOOTBALL: Officials

ANY TRENDS YOU SEE DEVELOPING IN THE NFL IN 2016: More quarterback designed runs

IF YOU WEREN'T COACHING, WHAT WOULD YOU BE DOING: Teaching



TITANS ASSISTANT COACHES

DICK LEBEAU ASSISTANT HEAD COACH/DEFENSIVE COORDINATOR

[Click For Complete Online Bio](#)

- LeBeau joined the Titans in 2015 with 56 previous years of NFL experience as a player and coach. He was given the title assistant head coach/defensive coordinator for the 2016 season.
- In 2015, his first year with the Titans, the defense improved in nearly every defensive category, including total defense (12th from 27th), rush defense (18th from 31st) and pass defense (7th from 15th).
- He was inducted into the Pro Football Hall of Fame in 2010 for his 14-year playing career as a cornerback for the Detroit Lions.
- He joined the Titans after 11 years as the defensive coordinator for the Pittsburgh Steelers. It was his second stint with Pittsburgh, after spending time there as an assistant coach from 1992-96, including defensive coordinator from 1995-96. In his 13 seasons as the Steelers defensive coordinator, the team finished among the top-five in total defense 10 times and was number one overall five times. Also in those 13 seasons, Pittsburgh won four AFC Championships, two Super Bowls and advanced to the playoffs on nine occasions.
- LeBeau is considered the architect of the "zone blitz" scheme.
- LeBeau spent 18 total seasons with the Cincinnati Bengals (1980-91 and 1997-2002). He initially joined the Bengals as a defensive backs coach and then defensive coordinator. He rejoined the team in 1997 as assistant head coach/defensive coordinator and was elevated to head coach for three seasons (2000-02).
- He also spent one season as the assistant head coach for the Buffalo Bills in 2003, and the Bills defense ranked second in the NFL for total yards allowed.
- LeBeau started his coaching career as the special teams coach for the Philadelphia Eagles from 1973-75. He went on to Green Bay, where he was the defensive backs coach for four years (1976-79).



TERRY ROBISKIE OFFENSIVE COORDINATOR

[Click For Complete Online Bio](#)

- Robiskie was hired as offensive coordinator in January 2016 after gaining 34 previous years of coaching experience in the NFL, including six seasons as an offensive coordinator.
- He joined the Titans after spending eight seasons as wide receivers coach with the Falcons.
- Under Robiskie's guidance in 2015, Falcons receiver Julio Jones set a franchise record for receiving yards in a season (1,871). Robiskie also helped develop receiver Roddy White, who became Atlanta's franchise leader in receptions, receiving yards and touchdowns.
- He served as the receivers coach with the Miami Dolphins prior to joining the Falcons. Mike Mularkey was on the same 2007 Dolphins staff as tight ends coach.
- From 2001-06, he was with the Cleveland Browns as receivers coach (2001-03, 2005-06), offensive coordinator (2004) and interim head coach (five games in 2004).
- Robiskie previously served as the receivers coach and passing game coordinator for the Redskins, and he also spent time as Washington's interim head coach for the final three games in 2000.
- He coached 12 seasons with the Oakland Raiders in a variety of roles.
- A native of Edgard, La., Robiskie lettered four years as a running back at LSU. He went on to play three seasons with the Oakland Raiders (1977-79) before spending the next two seasons with the Dolphins.



BRANDON BLANEY DEFENSIVE ASSISTANT

[Click For Complete Online Bio](#)


- Blaney was hired by the Titans early in the 2016 offseason after spending the last two years as the offensive line coach at Iowa State and two seasons (2011-12) as a defensive assistant with the Jacksonville Jaguars.
- In total, he gained 17 years of college coaching experience and two years of NFL experience before he arrived in Tennessee.
- Blaney had stops at Kansas (2002-09), Ohio State (2001), Oklahoma (1999-2000) and Youngstown State (1995-98). He was a part of two national title winning staffs at Youngstown State (1997) and Oklahoma (2000).
- Blaney is a graduate of Youngstown State.



BOB BRATKOWSKI WIDE RECEIVERS

[Click For Complete Online Bio](#)


- Bratkowski joined the Titans in January 2016. He arrived with 21 years of NFL coaching experience, including 15 as an offensive coordinator and additional 14 years coaching in the college ranks.
- Bratkowski and Mike Mularkey worked together at three different NFL stops – Jacksonville (2012), Atlanta (2011) and Pittsburgh (1999-00).
- As the quarterbacks coach in Atlanta (2011), he worked with Matt Ryan and guided him to his first career 4,000-yard passing season.
- A long stretch of Bratkowski's NFL coaching career was as offensive coordinator for the Cincinnati Bengals, where he spent 10 seasons (2001-10). His offenses during that period ranked in the top 10 on three occasions.
- He entered the NFL coaching ranks as a wide receivers coach for the Seattle Seahawks (1992-94). He was promoted to offensive coordinator for the Seahawks in 1995 and stayed in that role for four years. He then spent two years (1999-00) with the Steelers coaching wide receivers on Bill Cowher's staff.
- In the college ranks, Bratkowski earned two national title wins (1989, 1991) as the offensive coordinator for the University of Miami (Fla.) and also spent time as the offensive coordinator at Washington State, Wyoming and Weber State.
- A native of San Angelo, Texas, Bratkowski was a three-year letterman as a wide receiver at Washington State.



SYLVESTER CROOM RUNNING BACKS

[Click For Complete Online Bio](#)

- Croom was hired by the Titans as running backs coach in 2013 after spending the 2012 season with the Jacksonville Jaguars. The 2016 season will be the 24th season of his NFL coaching career.
- Prior to his time in Jacksonville, he spent three seasons (2009-11) with the St. Louis Rams and guided Steven Jackson to 3,802 rushing yards and two Pro Bowl selections during their three years together.
- Croom was the head coach at Mississippi State from 2004-2008 becoming the first African-American head football coach in SEC history. The high point of his tenure with the Bulldogs was the 2007 season, as the Bulldogs posted an 8-5 record and a Liberty Bowl victory.
- He was the offensive coordinator for the Detroit Lions from 1997-2000. While guiding the Lions offense, Barry Sanders posted 2,053 rushing yards in 1997.
- He also had stints as the running back coach at Green Bay (2001-03), San Diego (1992-96), Indianapolis (1991) and Tampa Bay (1987-90).
- A native of Tuscaloosa, Ala., Croom was an offensive lineman at the University of Alabama and played one season for the New Orleans Saints.



TITANS ASSISTANT COACHES

NICK EASON DEFENSIVE LINE

[Click For Complete Online Bio](#)

- Eason enters his third season with the Titans in 2016 and his first as defensive line coach. He was promoted after spending the 2014 and 2015 campaigns as the assistant defensive line coach.
- In 2013, he was an intern coach and assisted the defensive staff for the Cleveland Browns.
- Eason had a 10-year NFL career as a defensive lineman for the Browns, Pittsburgh Steelers and Arizona Cardinals. He played in 117 games during his career and registered seven sacks.
- He finished his NFL career playing two seasons (2011-12) for the Cardinals. He appeared in 32 games for the Cardinals and registered two sacks. He also played four seasons (2007-10) with the Pittsburgh Steelers and played in 55 games, including two Super Bowls - winning Super Bowl XLIII and losing Super Bowl XLV.
- Eason originally was a fourth-round selection by the Denver Broncos in the 2003 NFL Draft. He played college football at Clemson and appeared in 47 games with 35 starts for the Tigers, recording 15 sacks and 30 tackles for loss.



STEVE JACKSON ASSISTANT SECONDARY

[Click For Complete Online Bio](#)

- Jackson was hired by the Titans as assistant secondary coach during the 2016 offseason after obtaining 13 previous years of NFL coaching experience.
- In joining the Titans coaching staff, Jackson returns to the organization that drafted him out of Purdue in the third round of the 1991 NFL Draft. The Houston native went on to play his entire nine-year career (127 games) for the team. During his time as a player with the Titans/Oilers, Jackson tallied 14 interceptions and nine sacks.
- Jackson's most recent job in the NFL was an assistant secondary coach with the Detroit Lions in 2013.
- Jackson spent nine seasons (2004-11) coaching for the Washington Redskins. For five of those seasons (2004-09), he was the passing game coordinator/safeties coach, and in his time there, he guided safety Sean Taylor to two Pro Bowls before his death. He spent his final two years in Washington (2010-11) as the safeties coach.
- He entered the NFL coaching ranks with the Buffalo Bills as the safeties/third down coach for three seasons (2001-03).



RUSS GRIMM OFFENSIVE LINE

[Click For Complete Online Bio](#)


- Grimm was hired by the Titans as offensive line coach in January 2016. He arrived with 21 years of experience as an NFL coach and is a member of the Pro Football Hall of Fame for his 11-year playing career as a guard for the Washington Redskins.
- He previously spent six seasons (2007-12) as the assistant head coach/offensive line coach for the Arizona Cardinals.
- As a player and a coach, Grimm earned trips to six Super Bowls, including four wins.
- Prior to his time in Arizona, Grimm spent seven years with the Steelers as the offensive line coach, including three seasons when Mike Mularkey was the team's offensive coordinator. He added the title of assistant head coach in his final three years there, becoming the first and only coach to hold that title on a Bill Cowher staff.
- Grimm started his coaching career with the Redskins as the tight ends coach in 1992. He spent five seasons in that role before moving to offensive line coach for four seasons (1997-2000).
- Grimm was an 11-year starter at guard for the Redskins and earned four trips to the Super Bowl, four Pro Bowl selections (1983-86) and was selected to the NFL's All-Decade team. In 2010, he was inducted into the Pro Football Hall of Fame.
- The Scottsdale, Pa., native was an All-American center at Pitt.



JASON MICHAEL QUARTERBACKS

[Click For Complete Online Bio](#)

- Michael has 12 years of coaching experience, including nine seasons in the NFL. He joined the Titans after spending three seasons (2011-13) as the tight ends coach for the San Diego Chargers. He was the offensive coordinator from 2014-15.
- While working with the tight ends in San Diego, he guided Antonio Gates to the fourth most receptions (190) among NFL tight ends over that time period, and second-year tight end Ladarius Green posted 22.1-yards per catch.
- Prior to joining the Chargers, he spent two seasons (2009-10) with the San Francisco 49ers as an offensive assistant and then quarterbacks coach.
- Michael entered the NFL ranks in 2005 as a quality control coach for the Oakland Raiders. In 2006, he became an offensive quality control coach for the New York Jets and was promoted to tight ends coach for the Jets in 2007.
- Michael began his coaching career in 2003, as a graduate assistant for the University of Tennessee, where he assisted with the secondary and special teams for two seasons. He later returned in Knoxville to coach the tight ends in 2008, in Phillip Fulmer's final season.
- As a senior, Michael quarterbacked Western Kentucky to the 2002 NCAA I-AA championship with a 34-14 win over McNeese State and was named the school's Male Athlete of the Year in 2003.



STEVE HOFFMAN SPECIAL TEAMS

[Click For Complete Online Bio](#)


- Hoffman was hired by the Titans as assistant special teams coach in 2013 and promoted to special teams coach four weeks into the 2016 campaign. He has 26 years of NFL coaching experience, including stops at Oakland (2012), Kansas City (2009-2011), Miami (2007-08), Atlanta (2006) and Dallas (1989-04).
- In 2012, with Hoffman serving as the special teams coach for the Oakland Raiders, kicker Sebastian Janikowski posted the best field goal percentage of his career (91.2%, 31/34) and was a perfect 25/25 for kicks inside of 50 yards.
- The three previous years (2009-11), Hoffman was the special teams coach for the Kansas City Chiefs.
- Hoffman entered the NFL as a kicking coach for the Dallas Cowboys in 1989, a position he would hold for 16 seasons while contributing to three Super Bowl titles. He also doubled as a quality control assistant for the offensive and defensive staffs during his tenure with the Cowboys.
- He spent two seasons as an assistant special teams coach for the Miami Dolphins and a season in the same role for the Atlanta Falcons.
- Hoffman started in the coaching ranks with the University of Miami as the Kicking Coach from 1985-88.
- He played quarterback, running back, wide receiver and handled kicking and punting duties during his collegiate career at Dickinson College.



ARTHUR SMITH TIGHT ENDS

[Click For Complete Online Bio](#)

- Smith enters his sixth season on the Titans staff in 2016. He was hired in 2011 as a defensive assistant/quality control coach, and from 2012-2013 he served as the offensive assistant/quality control coach. He was promoted from offensive assistant/tight ends to tight ends coach seven games into the 2015 campaign.
- In 2010, he worked at Ole Miss as an administrative assistant/defensive intern and worked primarily with the linebackers.
- He spent two years (2007-08) working for the Washington Redskins. He worked two years as defensive quality control coach after joining the organization as a college scouting assistant.
- The Memphis, Tenn., native graduated from North Carolina and played offensive line before joining the coaching staff for one season (2006) as a graduate assistant.



TITANS ASSISTANT COACHES

LOU SPANOS LINEBACKERS

[Click For Complete Online Bio](#)

- Spanos enters his third season with the Titans in 2016. He has 21 previous years of coaching experience, including 19 years in the NFL.
- From 2012-13, he was the defensive coordinator for UCLA.
- Prior to his time with the Bruins, he spent two seasons as the linebackers coach for the Washington Redskins.
- Spanos entered the NFL coaching ranks in 1995 with the Pittsburgh Steelers as a defensive assistant. He stayed in that role for 15 seasons, earned two World Championships in Super Bowls XL and XLIII, and coached in a third Super Bowl (XXX). During his time on the Steelers staff as a defensive assistant, he assisted with the linebackers and secondary.
- A native of Pittsburgh, Pa., Spanos was a four-year (1989-92) starter at center for Tulsa and spent one additional season as a student assistant working with the linebackers. The following season he joined the Steelers in the scouting department before being promoted to a defensive assistant after one season.



LUKE STECKEL OFFENSIVE ASSISTANT

[Click For Complete Online Bio](#)

- Steckel enters his fourth season with the Titans and his third campaign as an offensive assistant in 2016.
- He joined the Titans in 2013 after spending four seasons with the Cleveland Browns as the assistant to the head coach.
- He was a three-year letterman as a linebacker at Princeton (2004-06), where he helped lead the Tigers to an Ivy League Championship.
- He is the son of former Titans offensive coordinator Les Steckel and attended Brentwood (Tenn.) High School.



MIKE SULLIVAN ASSISTANT OFFENSIVE LINE

[Click For Complete Online Bio](#)

- Sullivan has 13 seasons of NFL coaching experience, including seven as offensive line coach. He enters his third campaign with the Titans in 2016.
- He joined the Titans in 2014 after one season as offensive line coach for the Cleveland Browns in 2013.
- Sullivan spent four seasons (2009-12) as the offensive line coach for the San Diego Chargers. He had two other stints with the Browns: 2007-08 as offensive line coach and 2001-04 as assistant offensive line coach.
- He has three seasons of college experience, as offensive line coach for Western Michigan from 2005-06 and as a graduate assistant for the University of Miami (Fla.) in 2000. Sullivan began his coaching career in 1997, spending five seasons coaching in Europe.
- A sixth-round selection of the Cowboys in 1991, he went on to play a total of 48 NFL games, all for the Tampa Bay Buccaneers from 1992-95.
- At the University of Miami (Fla.) from 1987-90, he was a member of two National Title teams for the Hurricanes and was later inducted into the University of Miami Sports Hall of Fame.



DESHEA TOWNSEND SECONDARY

[Click For Complete Online Bio](#)

- Townsend was hired by the Titans as secondary coach during the 2016 offseason after obtaining five previous years of NFL coaching experience and 13 years of NFL playing experience.
- He joined the Titans after three seasons as the cornerbacks coach for Mississippi State.
- He played the majority of his NFL career for the Pittsburgh Steelers, including six seasons (2004-09) with Dick LeBeau as the defensive coordinator. Townsend won two Super Bowls (XL and XLIII) as a player with the Steelers.
- As the cornerbacks coach at Mississippi State (2013-15), Townsend




- helped the 2014 Bulldogs defense lead the nation in passes defended (89) and passes broken up (73) to go along with 15 interceptions (15th nationally). In 2013, the Bulldogs ranked fifth in the SEC in passing defense.
- Townsend entered the coaching ranks in 2011 as the assistant defensive backs coach for the Arizona Cardinals.
- As a player in the NFL (Pittsburgh 1998-09; Indianapolis 2010), he played in 191 games (80 starts) and tallied 21 interceptions, 428 tackles, 15.5 sacks, three touchdowns, five fumble recoveries and four forced fumbles.
- The Batesville, Miss., native was a four-year starter at the University of Alabama and was a fourth-round selection by the Steelers in 1998.

JASON TUCKER ASSISTANT WIDE RECEIVERS

[Click For Complete Online Bio](#)


- Tucker joined the Titans in 2015 after spending six seasons coaching wide receivers in the Canadian Football League, including the last four with Saskatchewan.
- As a player, Tucker spent two years (1999-2000) with the Dallas Cowboys. He enjoyed his greatest success as a player in the CFL, where he totaled 7,046 receiving yards during his seven-year career with Edmonton. He earned CFL All-Star honors four times and won two Grey Cups (2003, 2005) as a player.
- Tucker played his college football at TCU and was a sixth-round selection by the Cincinnati Bengals in the 1998 NFL Draft.



STEVE WATTERSON ASST. HEAD COACH/ STRENGTH & CONDITIONING

[Click For Complete Online Bio](#)

- Watterson, who joined the organization in 1986, enters his 31st season with the Titans in 2016. He has been instrumental in helping to develop and implement various strength and conditioning programs with the Titans and directs the club's successful offseason conditioning program.
- He is the longest tenured active coach with one team currently in the NFL.
- In 2010, he became the first NFL head strength and conditioning coach to earn his 'Art of Strength' Kettlebell Instructor Certification during the 'A.O.S.' seminar held at Punch Gym in Franklin, Tenn. He and his assistant, Jason Novak, became the first tandem of 'A.O.S.' certified instructors in professional sports.
- In 2008, he was elected to the Alliance for Natural Health's Scientific Advisory Board.
- In 2002, Watterson was awarded the President's Award from the Professional Football Strength and Coaches Society for his contributions to the field of strength and conditioning.
- In 1992, he was named Professional Strength and Conditioning Coach of the Year.
- The Newport, R.I., native began his NFL career with the Philadelphia Eagles (1984-85).



KEITH WILLIS ASSISTANT DEFENSIVE LINE

[Click For Complete Online Bio](#)

- Willis was hired by the Titans as assistant defensive line coach early in the 2016 offseason. He arrived with 21 years of coaching experience.
- He spent the previous three years (2013-15) as the defensive line coach for the Montreal Alouettes in the Canadian Football League. In 2015, he guided John Bowman to a league-leading 19 sacks, and Montreal finished second in the league in total sacks with 55.
- Willis played 11 years as a defensive end in the NFL, spending time with the Pittsburgh Steelers (1982-91), Buffalo Bills (1992) and Washington Redskins (1993).
- The Northeastern University alumnus began his coaching career as defensive line coach at Slippery Rock College in 1995.



2016 TITANS DRAFT REVIEW

2016 Titans Draft Pick Capsules (Height, Weight, College, Draft Round, Overall Pick):



- **T JACK CONKLIN** (6-6, 308, Michigan State, 1st round, 8th overall)
College: Conklin became the first Michigan State offensive lineman to be selected in the first round since 1989 (Tony Mandarich, No. 2 overall by Green Bay) and also the highest drafted Spartan since wide receiver Charles Rogers (No. 2) in 2003. He was a three-year starter at left tackle for the Spartans, starting 38 of his 39 career games (35 at left tackle, three at right tackle). In his final season, he was named second-team All-American by The Associated Press and was on numerous All-Big Ten teams.
- **OLB KEVIN DODD** (6-5, 277, Clemson, 2nd round, 33rd overall)
College: As a defensive end at Clemson, he played parts of four seasons and notched 107 tackles, 26.5 tackles for loss and 12 sacks over 39 career games. In his final collegiate campaign, he started all 15 games and tallied 12 sacks and 23.5 stops for loss. In the National Championship Game against Alabama he produced a career-high five tackles for loss and three sacks, both of which set Clemson single-game postseason records.
- **DL AUSTIN JOHNSON** (6-4, 314, Penn State, 2nd round, 43rd overall)
College: At Penn State, Johnson appeared in 38 games with 28 starts over three seasons, including starts in every game during his final two campaigns. He totaled 154 tackles, 8.5 sacks, 24 tackles for loss, eight passes defended, one forced fumble and four fumble recoveries, including a fumble recovery for a touchdown. His 78 tackles as a junior in 2015 ranked second among defensive linemen in FBS and were the most by a Penn State defensive lineman since Jimmy Kennedy (87) in 2002, earning Johnson Associated Press first-team All-Big Ten honors.
- **RB DERRICK HENRY** (6-3, 237, Alabama, 2nd round, 45th overall)
College: In three seasons at Alabama, Henry set numerous school and SEC records while leading his team to a National Championship in 2015. He played in 39 career games and totaled 602 carries for a school-record 3,591 yards and 42 rushing touchdowns and added 285 yards on 17 career receptions with three receiving scores. As a junior, he rushed for an SEC record with 2,219 yards and won the Heisman Trophy, among many other honors, as college football's best player.



The 2016 Titans draft class (L to R): (front row) Tajae Sharpe, Kevin Byard, Kalan Reed, Derrick Henry, LeShaun Sims; (back row) Sebastian Tretola, Aaron Wallace, Jack Conklin, Austin Johnson, Kevin Dodd

2016 TITANS DRAFT PICKS

Rd.	Pick	Player	Pos.	College
1	8	Jack Conklin	T	Michigan State
2a	33	Kevin Dodd	OLB	Clemson
2b	43	Austin Johnson	DL	Penn State
2c	45	Derrick Henry	RB	Alabama
3	64	Kevin Byard	S	Middle Tennessee St.
5a	140	Tajae Sharpe	WR	Massachusetts
5b	157	LeShaun Sims	CB	Southern Utah
6	193	Sebastian Tretola	G	Arkansas
7a	222	Aaron Wallace	OLB	UCLA
7b	253	Kalan Reed	CB	Southern Mississippi

- **S KEVIN BYARD** (5-11, 212, Middle Tennessee State, 3rd round, 64th overall)
College: In four seasons at Middle Tennessee State, Byard set the school's all-time career interceptions record with a total of 19 and ranked sixth in school history with 312 tackles. He started 46 of his 49 career games with the Blue Raiders. In 2015, he appeared in 12 games and posted 66 tackles and a team-high four interceptions. He was named first-team All-Conference USA for the second consecutive season.
- **WR TAJAE SHARPE** (6-2, 194, Massachusetts, 5th round, 140th overall)
College: In four seasons at Massachusetts (2012-15), Sharpe appeared in 47 games with 43 starts and finished his career as the school's all-time leader with 277 receptions and 3,486 receiving yards. The two-time All-MAC first team performer ended his collegiate career ranked third in Minuteman history with 16 touchdowns and sixth with 3,497 all-purpose yards. Sharpe led the nation with 111 receptions as a senior and finished his career as the University of Massachusetts all-time leader in receptions, receiving yards and catches in a single game.
- **CB LeSHAUN SIMS** (6-0, 203, Southern Utah, 5th round, 157th overall)
College: In four seasons at Southern Utah, Sims appeared in 47 total games with 46 starts, including starts in every game during his final three seasons. His career totals included 220 tackles, eight interceptions, 27 passes defended, one forced fumble, five fumble recoveries and four tackles for loss. In 2015, Sims was a first-team All-Big Sky performer, finishing the campaign with a pair of interceptions and 54 tackles. He helped the Thunderbirds win the conference title.
- **G SEBASTIAN TRETOLA** (6-4, 314, Arkansas, 6th round, 193rd overall)
College: Tretola played both guard positions in college and started the final 24 games in his Razorbacks career. During his two-year stay at Arkansas, Tretola started 24 straight contests, allowing one sack during that time. As a senior, he started all 13 game at left guard. Spent his first two collegiate campaigns at the University of Nevada before attending Iowa Western Community College in 2013.
- **OLB AARON WALLACE** (6-2, 242, UCLA, 7th round, 222nd overall)
College: During a four-year career at UCLA, Wallace played in 49 games and recorded 12 starts. His career totals included 92 tackles, seven sacks, 12.5 tackles for loss and one pass defended. As a senior, his seven sacks and 12.5 tackles for loss led the squad. He played in all 13 games (eight starts), earning All-Conference honorable mention from the league's coaches.
- **CB KALAN REED** (5-11, 192, Southern Miss, 7th round, 253rd overall)
College: In four seasons at Southern Mississippi, Reed played in 48 games with 39 starts. He registered 152 career tackles, eight interceptions, 35 passes defended and 8.5 tackles for loss. He returned three of his eight interceptions for touchdowns. In 2015, he was named first-team All-Conference USA after notching a school record 19 passes defended, including a career-high four interceptions, two which he returned for touchdowns.

RECENT FREE AGENT HISTORY

2016

Players Signed (7)

CB Brice McCain (Miami)
 C Ben Jones (Houston)
 QB Matt Cassel (Dallas)
 WR Rishard Matthews (Miami)
 LB Sean Spence (Pittsburgh)
 CB Valentino Blake (Pittsburgh)
 S Rashad Johnson (Arizona)

Players Lost (4)

LB Zach Brown (Buffalo)
 FB Steven Johnson (Pittsburgh)
 OL Joe Looney (Dallas)
 CB Coty Sensabaugh (Los Angeles)

2015

Players Signed (7)

T Byron Bell (Carolina)
 CB Perrish Cox (San Francisco)
 WR Harry Douglas (Atlanta)
 TE Anthony Fasano (Kansas City)
 WR Hakeem Nicks (Indianapolis)
 OLB Brian Orakpo (Washington)
 S Da'Norris Searcy (Buffalo)

Players Lost (3)

CB Brandon Ghee (Cincinnati)
 FB Collin Mooney (Atlanta)
 WR Nate Washington (Houston)

2014

Players Signed (7)

RB Dexter McCluster (Kansas City)
 DL Al Woods (Pittsburgh)
 QB Charlie Whitehurst (San Diego)
 LB Wesley Woodyard (Denver)
 T Michael Oher (Baltimore)
 LB Shaun Phillips (Denver)
 G/C Eric Olsen (Pittsburgh)

Players Lost (4)

CB Alterraun Verner (Tampa Bay)
 WR Kenny Britt (St. Louis)
 QB Rusty Smith (N.Y. Giants)
 WR Damian Williams (Miami)

2013

Players Signed (17)

S George Wilson (Buffalo)
 G Andy Levitre (Buffalo)
 RB Shonn Greene (New York Jets)
 TE Delanie Walker (San Francisco)
 LB Moise Fokou (Indianapolis)
 DT Sammie Hill (Detroit)
 C/G Rob Turner (St. Louis)
 S Bernard Pollard (Baltimore)
 DE Ropati Pitoitua (Kansas City)
 QB Ryan Fitzpatrick (Buffalo)
 WR Kevin Walter (Houston)
 C/G Chris Spencer (Chicago)
 RB Jalen Parmele (Jacksonville)
 DT Antonio Johnson (Indianapolis)
 RB Alvester Alexander (Indianapolis)
 LB Greg Jones (Jacksonville)
 T Barry Richardson (St. Louis)

Players Lost (6)

TE Jared Cook (St. Louis)
 LB Zac Diles (Kansas City)
 G/C Leroy Harris (Detroit)
 DT Sen'Derrick Marks (Jacksonville)
 LB Will Witherspoon (St. Louis)

DE Jarius Wynn (San Diego)

2012

Players Signed (7)

G Steve Hutchinson (Minnesota)
 DE Kamerion Wimbley (Oakland)
 DE Leger Douzable (Jacksonville)
 LB Zac Diles (Indianapolis)
 G Kyle DeVan (Philadelphia)
 C Jon Cooper (Minnesota)
 S Aaron Francisco (Detroit)

Players Lost (6)

WR Donnie Avery (Indianapolis)
 CB Cortland Finnegan (St. Louis)
 S Chris Hope (Atlanta)
 DE William Hayes (St. Louis)
 DE Jason Jones (Seattle)
 LB Barrett Ruud (Seattle)

2011

Players Signed (11)

QB Matt Hasselbeck (Seattle)
 DT Shaun Smith (Kansas City)
 TE Daniel Graham (Denver)
 LB Barrett Ruud (Tampa Bay)
 CB Frank Walker (Minnesota)
 S Jordan Babineaux (Seattle)
 T Pat McQuistan (Miami)
 S Anthony Smith (Green Bay)
 T Adam Terry (Jacksonville)
 RB Kestahn Moore (Washington)
 WR Kevin Curtis (Kansas City)

Players Lost (4)

DE Jason Babin (Philadelphia)
 QB Kerry Collins (Indianapolis)
 LB Stephen Tulloch (Detroit)
 TE Bo Scaife (Cincinnati)

2010

Players Signed (6)

LB Will Witherspoon (Philadelphia)
 P/K Ricky Schmitt (San Francisco)
 DE Jason Babin (Philadelphia)
 CB Tye Hill (Atlanta)
 QB Chris Simms (Denver)
 TE Sean Ryan (Washington)

Players Lost (2)

DE Kyle Vanden Bosch (Detroit)
 TE Alge Crumpler (New England)

2009

Players Signed (5)

CB DeMarcus Faggins (Houston)
 DT Jovan Haye (Tampa Bay)
 WR Mark Jones (Carolina)
 QB Patrick Ramsey (Denver)
 WR Nate Washington (Pittsburgh)

Players Lost (6)

CB Chris Carr (Baltimore)
 DT Albert Haynesworth (Washington)
 WR Brandon Jones (San Francisco)
 CB Eric King (Detroit)
 T Daniel Loper (Detroit)
 QB Chris Simms (Denver)

2016 VETERAN ROSTER ADDITIONS

88 JACE AMARO – TIGHT END

Previous Team: New York Jets
 6-5 • 265 • Texas Tech • 2 Previous NFL Seasons

Jace Amaro was claimed off waivers from the New York Jets on Sept. 4, 2016. He spent his first two NFL seasons with the New York Jets, playing in 14 games with four starts.

Amaro was the second-leading receiver on the Jets as a rookie in 2014, with 38 receptions for 345 yards and two touchdowns. His 35 receptions and 345 yards led all NFL rookie tight ends. He also became just one of four franchise tight ends to record 10 receptions in a game, as he notched 10 grabs against Denver on Oct. 12, 2014.

In 2015, he was placed on injured reserve with a shoulder injury during the preseason.

The Plano, Texas, native was a second-round selection (49th overall) by the Jets in the 2014 NFL Draft from Texas Tech. For the Red Raiders, he played in 32 games and totaled 136 receptions for 1,818 yards and 13 touchdowns. In his final season, as a junior, he earned All-America honors after setting an NCAA record for receptions in a season by a tight end with 106.

47 VALENTINO BLAKE – CORNERBACK

Previous Team: Pittsburgh Steelers
 5-9 • 198 • Texas El-Paso • 4 Previous NFL Seasons

Valentino Blake was signed by the Titans following four total seasons and 62 games with the Jaguars (2012) and Steelers (2013-15). His career totals include 17 starts, 109 tackles, three interceptions, 18 passes defensed, one sack, two forced fumbles, one fumble recovery and 34 special teams tackles.

In 2015, Blake was a full-time starter for the first time in his career. In addition to notching 16 starts, he set personal bests with 74 tackles, two interceptions and 11 passes defensed in the regular season. He also started both of Pittsburgh's postseason games, registering two tackles and an interception.

A native of Houston, Texas, Blake played four seasons and was a two-year starter at cornerback at the University of Texas at El Paso. He then entered the NFL as an undrafted free agent with the Jaguars in 2012.

16 MATT CASSEL – QUARTERBACK

Previous Team: Dallas Cowboys
 6-4 • 228 • Southern California • 11 Previous NFL Seasons

Matt Cassel was signed by the Titans after 11 previous seasons with the New England Patriots, Kansas City Chiefs, Minnesota Vikings, Buffalo Bills and Dallas Cowboys. His career totals prior to arriving in Tennessee included 17,003 passing yards, 101 touchdown passes, 77 interceptions and a passer rating of 79.3.

In 2015, Cassel played for the Bills and the Cowboys. With the Cowboys, he started seven games and completed 19 of 204 passes for 1,276 yards, five touchdowns and seven interceptions.

A native of Northridge, Calif., Cassel attended the University of Southern California and then entered the NFL as a seventh-round pick of the Patriots in 2005.

25 RASHAD JOHNSON – SAFETY

Previous Team: Arizona Cardinals
 5-11 • 204 • Alabama • 7 Previous NFL Seasons

Prior to joining the Titans, Rashad Johnson spent his first seven NFL seasons with the Arizona Cardinals. In 100 career games (51 starts) with the Cardinals, he collected 330 tackles and 15 interceptions, three of which he returned for touchdowns. From 2012-15, he tied for sixth in the NFL with 14 interceptions.

In 2015, Johnson played in 14 games (all starts) and tied for the team lead with a career-high five interceptions, a total that also tied for sixth place in the NFL. He added 59 tackles, eight passes defensed, two tackles for loss, one fumble recovery and five special teams stops. In the playoffs, he started both of the team's games and recorded eight tackles and his first career postseason interception.

Johnson was selected in the third round of the 2009 NFL Draft following a career at the University of Alabama. The Sulligent, Ala., native was a walk-on running back with the Tide who went on to become a two-time team captain as a free safety.

2016 VETERAN ROSTER ADDITIONS

60 BEN JONES – CENTER

Previous Team: Houston Texans

6-3 • 308 • Georgia • 4 Previous NFL Seasons

Ben Jones was signed by the Titans after four seasons and 64 games (43 starts) with the Houston Texans. During his time in Houston, he registered 16 starts at center, 16 starts at left guard and 11 starts at right guard. From 2014-15, Houston ranked seventh in sacks allowed (62) and ninth in rushing yards (3,892).

In 2015, Jones started all 16 games at center for the Texans. In 2014, he started 16 games at left guard.

Jones became the first center selected in the 2012 NFL Draft, as the Texans drafted him in the fourth round. A native of Centreville, Ala., he was a four-year starter at center at the University of Georgia and a two-time All-SEC selection.

71 DENNIS KELLY – GUARD/TACKLE

Previous Team: Philadelphia Eagles

6-8 • 321 • Purdue • 4 Previous NFL Seasons

Dennis Kelly was acquired in a trade with the Philadelphia Eagles on Aug. 16, 2016. The Titans dealt wide receiver Dorial Green-Beckham to the Eagles in exchange for the versatile offensive lineman.

Kelly (6-8, 321) arrived with four years of previous NFL experience, including 15 starts and 30 games played. During his time with the Eagles, he played at right tackle (nine starts) right guard (four starts) and left guard (two starts).

The Chicago Heights, Ill., native entered the NFL as a fifth-round selection by the Eagles in the 2012 NFL Draft. At Purdue, he was a team captain and a two-time offensive MVP, while starting his final three seasons at left tackle.

64 JOSH KLINE – GUARD

Previous Team: New England

6-3 • 300 • Kent State • 3 Previous NFL Seasons

Josh Kline was acquired off waivers from the New England Patriots on Sept. 8, 2016. He spent the first three seasons of his NFL career in New England and won a Super Bowl as a member of their 2014 team.

With the Patriots, Kline recorded 18 regular season starts and three postseason starts. He started games at both right (10) and left guard (11).

In 2015, he set career highs by playing in 14 games and recording 13 starts (seven at right guard and two at left guard). He also started twice at left guard in the 2015 playoffs.

Kline entered the NFL as an undrafted college free agent in 2013 following a four-year playing career at Kent State. He played right guard and right tackle during his stay there.

87 MARC MARIANI – KICK RETURNER/WIDE RECEIVER

Previous Team: Chicago Bears

6-1 • 190 • Montana • 6 Previous NFL Seasons

Marc Mariani rejoined the Titans as a free agent on Sept. 5, 2016, returning to the team that drafted him in 2010. He spent the previous two campaigns with the Chicago Bears.

As a rookie, Mariani earned a Pro Bowl selection and All-Rookie honors as kick returner with an average of 12.2 yards per punt return and 25.5 yards per kickoff return.

Through the 2015 campaign, Mariani totaled three career return touchdowns (two punt returns and one kickoff return), while averaging 9.5 yards on punt returns and 25.0 yards on kickoffs.

As a receiver, Mariani produced 27 receptions for 324 yards during his first six years in the NFL, with 22 of the grabs coming last year as a member of the Chicago Bears.

During his first four seasons with the Titans, two of the years were spent on injured reserve with two different injuries. The Titans originally selected him in the seventh round of the 2010 NFL Draft from Montana.

18 RISHARD MATTHEWS – WIDE RECEIVER

Previous Team: Miami Dolphins

6-0 • 217 • Nevada • 4 Previous NFL Seasons

Rishard Matthews joined the Titans after spending his first four NFL seasons with the Miami Dolphins. His career totals in Miami included 107 catches for 1,396 yards and eight touchdowns in 49 games (17 starts).

In 2015, his first year as a full-time starter, Matthews had a career-high 43 catches for 662 yards and four touchdowns in 10 games, before suffering

a season-ending rib injury in the 11th game.

A native of Santa Ana, Calif., Matthews was a seventh-round pick in 2012 out of Nevada. In his final season with the Wolf Pack, he led the team with a career-high 91 receptions, and his 1,364 receiving yards made up the sixth-best season total in school history.

23 BRICE MCCAIN – CORNERBACK

Previous Team: Miami Dolphins

5-9 • 190 • Utah • 7 Previous NFL Seasons

Brice McCain signed with the Titans as an unrestricted free agent following seven total seasons and 100 games with Houston (2009-13), Pittsburgh (2014) and Miami (2015).

In 2015, McCain played in 14 games with 11 starts for the Dolphins. He totaled 39 tackles, eight passes defended and one interception. During the prior season, he played in coordinator Dick LeBeau's defense at Pittsburgh, producing three interceptions and 25 tackles.

A native of Terrell, Texas, McCain was drafted by the Texans in the sixth round of the 2009 NFL Draft. He was a three-year starter at the University of Utah.

29 DeMARCO MURRAY – RUNNING BACK

Previous Team: Philadelphia Eagles

6-0 • 217 • Oklahoma • 5 Previous NFL Seasons

A veteran of five previous NFL seasons and two Pro Bowl campaigns (2013 & 14), DeMarco Murray arrived in Tennessee with 5,228 career rushing yards in 68 games. From 2011 through 2015, he ranked among the top rushers in the NFL – sixth in rushing yards, fifth in avg./rush (4.6), sixth in scrimmage yards (6,750) and seventh in rushing touchdowns (34). As a pass receiver, he registered 215 receptions and 1,522 yards during that time period.

In 2015, Murray played in 15 games and totaled 702 rushing yards and six touchdowns during his only season in Philadelphia. He signed there on the heels of winning the NFL rushing title and the NFL Offensive Player of the Year Award with the Cowboys in 2014, when he rushed for 1,845 yards.

A native of Las Vegas, Nev., Murray was drafted by Dallas in the third round of the 2011 NFL Draft. He completed his four years at Oklahoma as the school's all-time leader in all-purpose yardage (6,718) and career touchdowns (65).

50 NATE PALMER – LINEBACKER

Previous Team: Green Bay

6-2 • 248 • Illinois State • 3 Previous NFL Seasons

Nate Palmer was claimed off waivers on April 11, 2016. He spent his first three NFL seasons with the Green Bay Packers, playing in 24 games (12 starts) at both inside and outside linebacker. He missed the entirety of his second season with an injury. Palmer has played both inside and outside linebacker during his NFL career and brings great flexibility to the linebacker corps.

In 2015, he played in a career-best 16 games with 10 starts and collected career-highs with 80 tackles, a sack, two quarterback pressures and three passes defended.

The Chicago, Ill., native was originally selected by the Packers in the sixth round (193rd overall) of the 2013 NFL Draft.

Palmer spent two seasons at Illinois State (2011-12), where he started 24 games after playing his first two collegiate seasons at the University of Illinois (2009-10). He earned second-team All-Missouri Valley Football Conference honors at defensive end following his junior and senior seasons.

55 SEAN SPENCE – LINEBACKER

Previous Team: Pittsburgh Steelers

5-11 • 231 • Miami (Fla.) • 4 Previous NFL Seasons

Sean Spence arrived in Tennessee with 31 games of NFL experience, including 13 starts with the Steelers. His career totals included 86 tackles, two sacks and a fumble recovery.

In 2015, Spence totaled 34 tackles, one sack and two special teams stops in 15 games.

As a rookie in 2012, he suffered a devastating knee injury, which caused him to miss his first two seasons. He bounced back in 2014 to win the team's Ed Block Courage Award.

Spence was a third-round pick by the Steelers in the 2012 NFL Draft from the University of Miami. With the Hurricanes, he was a four-year starter and tallied 318 career tackles and 10.5 sacks.

WHAT TO LOOK FOR IN 2016

- DT **Jurrell Casey** (28 career sacks entering 2016) and OLB **Derrick Morgan** (27.5 career sacks entering 2016) cracked the franchise top 10 in career sacks when they reached 31 sacks. **Curley Culp** previously held the 10th spot with 31 career sacks, and **Kyle Vanden Bosch** is next on the list in ninth place with 38.5 career sacks.
- TE **Anthony Fasano** (279 career receptions entering 2016) needs 21 receptions in 2016 to reach 300 for his career.
- S **Rashad Johnson** needs five interceptions in 2016 to reach 20 for his career. Only 17 active players had 20 career interceptions prior to the start of the 2016 season.
- QB **Marcus Mariota** can become the first quarterback in franchise history to post back-to-back seasons with a passer rating of 90 or better. As a rookie in 2015, Mariota's passer rating was 91.5.
- RB **DeMarco Murray** (5,228 rushing yards entering 2016) became the ninth active player to reach 6,000 rushing yards for his career.
- OLB **Brian Orakpo** (47 sacks entering 2016) reached 50 sacks for his career with his third sack of the season on Sept. 25.
- OLB **Brian Orakpo** (seven sacks in 2015) became the first Titans player since **Jevon Kearse** (1999–2001) to record at least seven sacks in consecutive seasons when he hit seven sacks in the sixth game of 2016.
- TE **Delanie Walker** (1,088 receiving yards in 2015) can become the first tight end in franchise history to record consecutive 1,000-yard receiving seasons.
- TE **Delanie Walker** (217 receptions with the Titans entering 2016) will pass **Bo Scaife** (251) for second place on the team's all-time tight end receptions list with 35 receptions in 2016.
- ILB **Avery Williamson** (107 tackles in 2014 and 137 tackles in 2015) can become the first Titans defender in the "Titans era" (1999–present) to begin his career with three consecutive 100-tackle seasons.
- WR **Kendall Wright** (251 receptions entering 2016) needs 49 receptions in 2016 to become the 10th player in franchise history to record 300 receptions with the club. TE **Delanie Walker** (217 receptions with the Titans entering 2016) could also reach 300 receptions in a Titans uniform with 83 catches in 2016.
- WR **Kendall Wright** (2,828 receiving yards entering 2016) became the 14th player in team history to reach 3,000 receiving yards with the club. TE **Delanie Walker** (2,549 receiving yards with the Titans entering 2016) can become the 15th player to do so.
- WR **Kendall Wright** and TE **Delanie Walker** can become the seventh and eighth players in franchise history to record four seasons with at least 50 receptions.



THIS WEEK'S NFL SCHEDULE

All Times Local

Thursday, Nov. 10

Cleveland at Baltimore (NFLN) 8:25

Sunday, Nov. 13

Kansas City at Carolina (CBS) 1:00
 Houston at Jacksonville (CBS) 1:00
 Denver at New Orleans (CBS) 12:00
 Los Angeles at New York Jets (FOX) 1:00
 Atlanta at Philadelphia (FOX) 1:00
 Chicago at Tampa Bay (FOX) 1:00
 Green Bay at Tennessee (FOX) 12:00
 Minnesota at Washington (FOX) 1:00
 Miami at San Diego (CBS) 1:05
 San Francisco at Arizona (FOX) 2:25
 Dallas at Pittsburgh (FOX) 4:25
 Seattle at New England (NBC) 8:30

Monday, Nov. 14

Cincinnati at New York Giants (ESPN) 8:30

Open Date: Buffalo, Detroit, Indianapolis, Oakland

TITANS/OILERS ALL-TIME RECORD

	W	L	T
Regular Season:	408	447	6
Home	234	195	2
Road	174	252	4
As Titans (1999-present)	141	140	0
As Oilers (1960-1998)	267	307	6
Postseason:	14	19	0
Home	6	5	0
Road	8	13	0
Super Bowl (XXXIV)	0	1	0

All-time playoff appearances by the Oilers/Titans: 1960, 1961, 1962, 1967, 1969, 1978, 1979, 1980, 1987, 1988, 1989, 1990, 1991, 1992, 1993, 1999, 2000, 2002, 2003, 2007, 2008

All-time division titles by the Oilers/Titans: 1960, 1961, 1962, 1967, 1991, 1993, 2000, 2002, 2008

TICKET INFORMATION

Titans season tickets and individual game tickets for the 2016 season at Nissan Stadium are now on sale.

Benefits to becoming a Titans season ticket member include access to exclusive events year-round, presales to Nissan Stadium events and concerts, complimentary NFL RedZone and NFL Rewind access, playoff ticket priority, a unique season ticket member gift each season, monthly payment plans, opportunities to win special gameday experiences and more.

For more information, fans can visit TitansOnline.com/tickets, email ticketsales@titans.nfl.com or call (615) 565-4200.

NISSAN STADIUM

In 2015, the Titans and Nissan North America announced the formation of a 20-year, exclusive naming-rights partnership that rebranded Nashville's downtown stadium as Nissan Stadium.

Nissan Stadium hosts all Titans home football games, Tennessee State University football games, the Music City Bowl, the CMA Music Festival and numerous other events.

The procurement of naming rights to Nissan Stadium fit the automotive company's 'Fewer, Bigger, Better' marketing strategy, which has included ongoing sponsorships of NBC's 'The Voice,' the Heisman House college football program and a major advertising presence in this year's Super Bowl. Nissan is also now the official automotive partner of the Tennessee Titans.

Nissan's ever-growing footprint in Tennessee includes vehicle and powertrain manufacturing facilities in Smyrna and Decherd respectively, along with its North American headquarters in Franklin.

The Nissan Smyrna Plant began operations in 1983 and employs more than 8,400 people. In 2014, the Smyrna plant assembled more than 648,000 vehicles, making it the highest volume automotive assembly plant in North America. Nissan also has a major manufacturing presence in Canton, Mississippi, along with research and development groups in California, Arizona and Michigan. In total, the company employs more than 22,000 employees in the U.S.

One component of the Titans-Nissan partnership is assisting charitable organizations throughout Middle Tennessee in an array of community outreach programs. A centerpiece of this is the annual "Taste of Titans" charitable event, for which Nissan serves as presenting sponsor. During the course of a 20-year relationship, a total of more than \$1 million resulting from these annual events is anticipated to be distributed to local non-profit organizations.

Nissan Stadium is a city-owned venue that has housed the Titans since 1999. The naming rights agreement includes the opportunity for Nissan branding on the exterior of the stadium, as well as stadium signage and other unique displays inside the stadium. LP Building Products has held the naming rights to the stadium since 2006 and that exclusivity now shifts to Nissan.

Titans/Oilers all-time regular-season record by home venue:

Stadium	Seasons	W-L-T	Pct.
Jeppesen Stadium	1960-1964	25-11-0	.694
Rice Stadium	1965-1967	11-10-0	.524
Astrodome	1968-1996	113-103-2	.523
Liberty Bowl	1997	6-2-0	.750
Dudley Field (Vanderbilt Stadium)	1998	3-5-0	.375
Nissan Stadium	1999-2016	76-65-0	.539



NISSAN STADIUM RECORD WHEN ...

The Titans at Nissan Stadium (1999-present):

	Games	Record	Pct.
Regular Season	141	76-65	.539
Postseason	4	2-2	.500
Combined	145	78-67	.538

Record When ...	Reg. Season	Playoffs
September	16-13	
October	18-18	
November	16-16	
December	25-17	
January	1-1	2-2
Thursday	3-2	
Friday	0-1	
Saturday	1-1	2-1
Sunday	67-58	0-1
Monday	5-3	
Against own division	32-27	0-1
Against AFC	55-51	2-2
Against NFC	21-14	
Overtime games	5-6	1-0
In primetime	9-9	
Temperature 80+	4-5	
Temperature <40	7-9	1-0
Titans score 20 points	61-27	2-0
Titans score 30 points	26-5	1-0
Titans allow <20 points	54-11	1-1
Titans allow <10 points	12-0	
Titans net 300 yards	59-40	1-2
Opponents net <300 yards	41-9	1-2
Titans commit 0 turnovers	23-5	
Titans force 2 turnovers	55-19	

NISSAN STADIUM BAG POLICY

To provide a safer environment for the public and significantly expedite fan entry into Nissan Stadium, the Tennessee Titans enacted a league-wide NFL policy that limits the size and type of bags that may be brought into the stadium, regardless of the type of event.

This policy includes all Titans games, college football games, concerts and additional sporting events at Nissan Stadium.

The team strongly encourages fans to not bring any type of bags, but outlined what is permissible. Fans will be able to carry the following style and size bag, package, or container at stadium plaza areas, stadium gates, or when approaching queue lines of fans awaiting entry into the stadium:

- Bags that are clear plastic, vinyl or PVC and do not exceed 12" x 6" x 12." (Official Titans logo clear plastic tote bags are available online at www.TitansLockerRoom.com or at Titans Locker Room locations at Nissan Stadium.)
- One-gallon clear plastic freezer bag (Ziploc bag or similar)
- Small clutch bags, approximately the size of a hand, with or without a handle or strap, may be carried into the stadium along with one of the clear bag options
- An exception will be made for medically necessary items after proper inspection. Guests with medical items must enter through designated entry points at Gate 1, Gate 5 or Gate 7.

Prohibited items include, but are not limited to: purses larger than a clutch bag, coolers, briefcases, backpacks, fanny packs, cinch bags, luggage of any kind, seat cushions, computer bags and camera bags or any bag larger than the permissible size.

For additional information, including visuals of allowed and prohibited items, visit www.NFL.com/allclear.

ROSTER TURNOVER

From their 2015 season finale on Dec. 28 to the start of the regular season on Sept. 11, the Titans added 23 new players to the 53-man roster, including nine draft picks, nine free agents, three waiver claims and two players acquired via trade.

The list of 2016 additions to the Titans include the following players (roster as of Sept. 11):

Free agents (9): CB Brice McCain, C Ben Jones, QB Matt Cassel, WR Rishard Matthews, LB Sean Spence, CB Valentino Blake, S Rashad Johnson, WR Andre Johnson, WR Marc Mariani

Draft picks (9): T Jack Conklin, OLB Kevin Dodd, DL Austin Johnson, RB Derrick Henry, S Kevin Byard, WR Tajae Sharpe, CB LeShaun Sims, G Sebastian Tretola, OLB Aaron Wallace

Waiver acquisitions (3): LB Nate Palmer, TE Jace Amaro, G Josh Kline

Acquired via trade (2): RB DeMarco Murray, G/T Dennis Kelly

In Week 1, the Titans had 23 new players on the roster from 2015. The 43.4 percent roster turnover from the 2015 to the 2016 ranks first in the franchise's "Titans era" (1999–present). Previously, the 2013 squad had the most turnover by adding 20 new players during the offseason (37.7 percent).

Number of new players* in Week 1 on the Titans' 53-man roster:

Season	New Players on 53-Man Roster in Week 1
2016	23
2015	19
2014	18
2013	20
2012	14
2011	15
2010	9
2009	12
2008	16
2007	13
2006	18
2005	16
2004	15
2003	13
2002	17
2001	12
2000	18
1999	15

* Includes players on the 53-man roster who were drafted, signed as free agents, acquired in a trade, or awarded via waivers since the previous season, as of Sept. 11, 2016. The 2016 list does not include players on reserve lists or the practice squad.



Center Ben Jones was signed as an unrestricted free agent from Houston.

ROSTER BREAKDOWN

On the current 53-man roster, there are 24 offensive players, 26 defensive players and three specialists. Thirty-seven players have been added to the roster in 2015 or 2016.

The following is a closer breakdown of the 53-man roster (as of Nov. 1 unless noted; does not include players on the practice squad or reserve lists):

By Draft Round:	By Age (age as of original roster in Week 1):	
First Round	6	
Second Round	5	
Third Round	6	
Fourth Round	7	
Fifth Round	6	
Sixth Round	5	
Seventh Round	8	
Undrafted	10	
	21-24	17
	25-28	21
	29-32	13
	33+	2
	By Position:	
	OL	8
	DL	6
	LB	9
	RB/FB	4
	TE	4
	CB	6
	WR	6
	S	5
	QB	2
	Specialists	3

Years in NFL (including 2016):	
13th	0
12th	1
11th	2
10th	0
9th	3
8th	5
7th	3
6th	5
5th	7
4th	5
3rd	6
2nd	7
1st	0
Rookie	9

Pro Bowls (Seasons):	
DT Jurrell Casey	2015
QB Matt Cassel	2010
KR Marc Mariani	2010
RB DeMarco Murray	2013, 2014
OLB Brian Orakpo	2009, 2010, 2013
TE Delanie Walker	2015

First-Round Draft Picks:
T Jack Conklin (2016)
QB Marcus Mariota (2015)
T Taylor Lewan (2014)
WR Kendall Wright (2012)
OLB Derrick Morgan (2010)
OLB Brian Orakpo (2009 by Washington)

Drafted by the Titans: 23
New players in 2016: 22
Oldest player: QB Matt Cassel (5/17/1982)
Youngest player: WR Tajae Sharpe (12/23/1994)
Tallest player: OL Dennis Kelly (6-8)
Shortest player: CB Brice McCain, CB Valentino Blake (5-9)
Most seasons with the Titans (including 2016): CB Jason McCourty and P Brett Kern (8)
Most NFL seasons (including 2016): QB Matt Cassel (12)

States that produced the most current Titans (high school location):
California - 8 (Jurrell Casey, Matt Cassel, Rishard Matthews, Brian Schwenke, Daimion Stafford, Sebastian Tretola, Delanie Walker, Aaron Wallace); Texas - 7 (Jace Amaro, Valentino Blake, Perrish Cox, Brice McCain, Brian Orakpo, Phillip Supernaw, Kendall Wright)

University that produced the most current Titans:
Alabama - 3 (Jalston Fowler, Derrick Henry, Rashad Johnson)

GAME PREVIEW

TEAM NOTES

PLAYER NOTES

MEDIA

STATISTICS

ROSTERS

NFL TEAM LEADERS IN 2016

STATS THROUGH SUNDAY, NOV. 6

Most sacks by a defense:

Team	Sacks
1. Denver Broncos	28
2. Buffalo Bills	26
3. Carolina Panthers	24
4. Tennessee Titans	23
Philadelphia Eagles	23
6. Seattle Seahawks	22
Washington Redskins	22
8. Arizona Cardinals	21
Atlanta Falcons	21
Green Bay Packers	21
Minnesota Vikings	21

Rushing offense (rushing yards per game):

Team	Rush Yards Per Game
1. Dallas Cowboys	165.3
2. Buffalo Bills	154.1
3. Tennessee Titans	144.2
4. Oakland Raiders	127.8
5. San Francisco 49ers	124.1
6. Miami Dolphins	122.1
7. Cincinnati Bengals	120.3
8. New England Patriots	116.4
9. Carolina Panthers	115.8
10. Atlanta Falcons	114.2

Fewest sacks allowed by an offense:

Team	Times Sacked
1. Dallas Cowboys	11
Oakland Raiders	11
Washington Redskins	11
4. Tennessee Titans	12
New Orleans Saints	12
New York Giants	12
Seattle Seahawks	12
8. Pittsburgh Steelers	13
9. Chicago Bears	14
10. Houston Texans	16

Red zone offense percentage (touchdown percentage inside the 20):

Team	Drives	Touchdowns	Percent
1. Tennessee Titans	30	23	76.7
2. New Orleans	34	24	70.6
3. Indianapolis	29	20	69.0
4. Oakland Raiders	29	20	69.0
5. Buffalo Bills	22	15	68.2
6. Carolina Panthers	28	19	67.9
7. New England Patriots	27	18	66.7
8. Pittsburgh Steelers	20	13	65.0
9. Arizona Cardinals	25	16	64.0
10. Detroit Lions	25	16	64.0

Highest third-down percentage by an offense:

Team	Third-Down Percentage
1. New Orleans Saints	53.0
2. Green Bay Packers	49.5
3. Tennessee Titans	47.9
4. New England Patriots	47.2
5. Dallas Cowboys	46.5
6. Washington Redskins	44.7
7. Detroit Lions	43.8
8. San Diego Chargers	42.7
9. Arizona Cardinals	42.1
10. Atlanta Falcons	41.6

Most average yards per pass completion:

Team	Yards Per Completion
1. Atlanta Falcons	13.7
2. New England Patriots	12.7
3. Carolina Panthers	12.6
4. San Diego Chargers	12.4
5. Dallas Cowboys	12.2
Cincinnati Bengals	12.2
7. Miami Dolphins	12.0
8. New York Jets	11.9
Tennessee Titans	11.9
10. Arizona Cardinals	11.6

Most average yards per play by an offense:

Team	Yards Per Play
1. Atlanta Falcons	6.8
2. Washington Redskins	6.2
3. New Orleans Saints	6.1
Dallas Cowboys	6.1
5. Tennessee Titans	6.0
Oakland Raiders	6.0
New England Patriots	6.0
8. Chicago Bears	5.9
Miami Dolphins	5.9
Cincinnati Bengals	5.9

SCORING OVER THE LAST FIVE WEEKS

Over the last five weeks, the Titans have scored at least 26 points in every game. During that stretch, their average of 31.0 points per game ranks fourth in the NFL.

Most points per game, Weeks 5-9 (Oct. 6–Nov. 6):

Team	Games	Points	Points/Game
1. New England Patriots	4	136	34.0
2. New Orleans Saints	4	128	32.0
3. Buffalo Bills	4	125	31.3
4. Tennessee Titans	5	155	31.0
5. Atlanta Falcons	5	153	30.6
6. Dallas Cowboys	4	122	30.5
7. San Diego Chargers	5	147	29.4
8. Oakland Raiders	5	137	27.4
9. Indianapolis Colts	5	131	26.2
10. Tampa Bay Buccaneers	4	103	25.8



TITANS QUARTERBACKS

No.	Name	Ht	Wt	Exp	College
16	Cassel, Matt	6-4	228	12	Southern California
8	Mariota, Marcus	6-4	222	2	Oregon

#8 • QB MARCUS MARIOTA

[CLICK FOR COMPLETE BIO \(PDF\)](#)



The Titans selected quarterback **Marcus Mariota** (6-4, 222) with the second overall selection in the 2015 NFL Draft.

During his rookie season, Mariota played and started in 12 games, missing four total contests due to injuries. He completed 230 of his 370 passes for 2,818 yards, 19 touchdowns—all franchise rookie records—while throwing only 10 interceptions. His 91.5 passer rating ranks third in franchise history behind only **Steve McNair's** 2003 MVP season (100.4) and Pro Football Hall of Famer **Warren Moon's** 1990 campaign (96.8).

Mariota also set a franchise rookie record by completing 62.2 percent of his passes. That is the fifth-highest percentage by a rookie quarterback in NFL history and the eighth-highest completion percentage in a season by any quarterback in Titans/Oilers history.

On the ground, Mariota accounted for 252 yards and a pair of touchdowns on 34 carries. He finished second in franchise history in rushing yards by a rookie quarterback, trailing only **Vince Young's** 2006 total of 552 rushing yards. Mariota's total included an 87-yard touchdown run against Jacksonville (Dec. 6), which was the fifth-longest rushing play in franchise history.

Mariota joined **Peyton Manning** (1998) as the only rookie quarter-

backs in NFL history to complete three touchdown passes in four different games, and he became the lone NFL rookie to ever record two games with four touchdown passes and no interceptions (Sept. 13 at Tampa Bay and Nov. 8 at New Orleans).

The rookie signal caller entered the NFL following a historic career at the University of Oregon. He concluded his three seasons as the school's starting quarterback by winning the Heisman Trophy and leading his team to the College Football Playoff Championship Game.

Mariota broke nearly every major passing record at Oregon, totaling 10,796 career passing yards and 105 touchdown passes. The three-time All-Pac-12 selection started every game over his three seasons, earning a 36-5 record, and he completed at least one touchdown pass in every contest. He is one of four players in FBS history to pass for 10,000 yards and rush for 2,000 yards (2,237) in a career, joining **Dan LeFevour**, **Robert Griffin III** and **Colin Kaepernick**.

During his Heisman season in 2014, Mariota directed the Ducks to a Rose Bowl victory over Florida State. His totals for the year included 4,454 passing yards, 42 touchdown passes and only four interceptions. He also rushed for 770 yards and 15 touchdowns and even caught a touchdown pass. His 58 total touchdowns in a season (passing, rushing and receiving) shattered **Matt Barkley's** (2011) previous Pac-12 record of 41 touchdowns.

The 6-foot-4-inch, 222-pound signal caller became the fifth Heisman Trophy winner to be drafted by the Oilers/Titans, joining **Billy Cannon**, **Earl Campbell**, **Mike Rozier** and **Eddie George**.

At the 2015 NFL Scouting Combine, he finished among the top three quarterbacks in the 40-yard dash, vertical jump, broad jump, three-cone drill and 20-yard shuttle. His 4.52-second 40-yard dash gave him the fastest quarterback time at the Combine since **Robert Griffin III's** 4.41 in 2012.

Mariota is a native of Honolulu, Hawaii.

2016 Highlights:

- **Against Minnesota (9/11)**, completed 25 of his 41 attempts with two touchdown passes and one interception (86.5 passer rating). He became the 17th player in franchise history to reach 3,000 career passing yards. Mariota completed a six-yard touchdown pass in the second quarter to DeMarco Murray to reach 20 touchdown passes for his career. He added a second touchdown pass to Murray (four yards) in the fourth quarter.
- **At Detroit (9/18)**, completed 25 of 33 passes for 238 yards with one

Mariota's 2016 Game-by-Game Statistics:

Date/Opp	W/L	G/S	Passing													Rushing					
			Att	Cmp	Pct	Yds	Yd/Att	TD	TD%	Int	Int%	Lg	Sack	Lost	Rate	Att	Yds	Avg	Lg	TD	
9/11 vs. Min	L	QB	41	25	61.0	271	6.61	2	4.9	1	2.4	29	2	19	86.5	4	19	4.8	10	0	
9/18 at Det	W	QB	33	25	75.8	238	7.21	2	6.1	1	3.0	32	3	14	102.8	2	11	5.5	6	0	
9/25 vs. Oak	L	QB	33	17	51.5	214	6.48	0	0.0	2	6.1	26	1	2	46.8	3	22	7.3	9	0	
10/2 at Hou	L	QB	29	13	44.8	202	6.97	0	0.0	1	3.4	60	1	6	54.1	4	20	5.0	9	0	
10/9 at Mia	W	QB	29	20	69.0	163	5.62	3	10.3	0	0.0	29	0	0	117.5	7	60	8.6	21	1	
10/16 vs. Cle	W	QB	24	17	70.8	284	11.83	3	12.5	1	4.2	48t	2	14	132.6	7	64	9.1	41	0	
10/23 vs. Ind	L	QB	37	22	59.5	232	6.27	2	5.4	0	0.0	26	3	25	95.8	2	14	7.0	14	0	
10/27 vs. Jax	W	QB	22	18	81.8	270	12.27	2	9.1	0	0.0	47	0	0	148.1	3	11	3.7	7	0	
11/6 at SD	L	QB	43	27	62.8	313	7.28	3	7.0	2	4.7	48	0	0	88.6	3	14	4.7	14t	1	
11/13 vs. GB																					
11/20 at Ind																					
11/27 at Chi																					
12/11 vs. Den																					
12/18 at KC																					
12/24 at Jax																					
1/1 vs. Hou																					

Mariota's Career Statistics:

Year	G	S	Passing													Rushing				
			Att	Cmp	Pct	Yds	Yd/Att	TD	TD%	Int	Int%	Lg	Sack	Lost	Rate	Att	Yds	Avg	Lg	TD
2015	12	12	370	230	62.2	2,818	7.6	19	5.1	10	2.7	61t	38	258	91.5	34	252	7.4	87t	2
2016	9	9	291	184	63.2	2,187	7.5	17	5.8	8	2.7	60	12	80	94.1	35	235	6.7	41	2
Totals	21	21	661	414	62.6	5,005	7.6	36	5.4	18	2.7	61t	50	338	92.6	69	487	7.1	87t	4

Mariota's Single-Game Highs:

- Attempts** - 44 vs. Indianapolis (9/27/15)
- Completions** - 28 at New Orleans (11/8/15)
- Passing Yards** - 371 at New Orleans (11/8/15)
- Touchdown Passes** - 4 (Twice, last at New Orleans 11/8/15)
- Long Completion** - 61t at New Orleans (11/8/15)

- Rushes** - 9 vs. Jacksonville (12/6/15)
- Rushing Yards** - 112 vs. Jacksonville (12/6/15)
- Long Rush** - 87t vs. Jacksonville (12/6/15)
- Rushing Touchdowns** - 1 (Four times, last at San Diego, 11/6/16)

interception and two fourth-quarter touchdown passes. He threw a 30-yard touchdown pass to Delanie Walker on the first play of the fourth quarter. With less than two minutes remaining in regulation, he completed a nine-yard touchdown pass to Andre Johnson on fourth-and-four. His passer rating for the game was 102.8, marking the fourth time in his career with a passer rating of 100 or above. In the fourth quarter, he was 11-of-13 for 107 yards, two touchdowns and a 140.5 passer rating, including the game-winning drive, during which he completed all nine of his attempts for 74 yards and a touchdown. The win marked the third time in 14 career starts in which he led a game-winning drive in the fourth quarter or overtime. His 75.8 percent completion rate was the second-highest of his career and his highest since an 86.7-percent performance (13 of 15) at Tampa Bay on Sept. 13, 2015. For his performance at Detroit, Mariota was named Castrol EDGE Clutch Performer of the Week.

➤ **Against Oakland (9/25)**, completed 17 of 33 passes for 214 yards with two interceptions. He added three rushing attempts for 22 yards.

➤ **At Houston (10/2)**, completed 13 of 29 passes for 202 yards with one interception. He added four rushing attempts for 20 yards. In the second quarter, he connected on the second-longest pass of his career, a 60-yard strike to Rishard Matthews. In his 16th career start, moved his career total to 3,743 passing yards to rank first in franchise history in a player's first 16 starts with the team. To achieve the record, he passed George Blanda, who compiled 3,732 passing yards in his first 16 starts with the club from 1960-1961.

➤ **At Miami (10/9)**, completed 20 of 29 passes for 163 yards with two touchdowns and no interceptions. He added seven rushing attempts for 60 yards and a touchdown. He finished with a passer rating of 117.5, the fourth-best of his career. For the second time in his career, he had one rushing touchdown and three passing touchdowns in the same game. He ran for a five-yard score and completed touchdown passes of five yards to Andre Johnson, 20 yards to Delanie Walker and four yards to Rishard Matthews. It marked the fourth time in 17 career starts he accounted for four total touchdowns, and it was his fifth career game with three or more touchdown passes in a game (first of 2016).

➤ **Against Cleveland (10/16)**, completed 17 of 24 passes for 284 yards with three touchdowns and one interception. His 132.6 passer rating gave him his sixth career game and his second consecutive game with a passer rating of 100 or better. He delivered an 11-yard touchdown pass to wide receiver Rishard Matthews in the first quarter, a 48-yard touchdown pass to wide receiver Kendall Wright in the second quarter and a 15-yarder to tight end Anthony Fasano in the fourth quarter. His 284 yards through the air ranked third in his career through 18 games. With 64 additional yards on the ground, his 348 combined passing and rushing yards set a season high through six games. Averaging 11.8 yards per attempt, it was his highest since Sept. 13, 2015 at Tampa Bay (13.9). Additionally, Mariota's number was the fourth best in the NFL in the first six weeks of 2016 (through Oct. 16). Against the Browns, he also rushed for 64 yards on seven carries. His rushing yardage total was the second best of his career. On the first play from scrimmage, he gained 41 yards on a designed run.

➤ **Against Indianapolis (10/23)**, completed 22 of 37 passes for 232 yards with two touchdowns and no interceptions. He posted a passer rating of 95.8, marking the eighth time in 19 career starts he posted a passer rating of at least 95.0. He completed a 10-yard touchdown pass to Taylor Lewan in the first quarter and a seven-yard touchdown pass to Delanie Walker in the fourth quarter, giving him five games in 2016 and 11 games in his career with two or more touchdown passes.

➤ **Against Jacksonville (10/27)**, completed 18 of 22 passes for 270 yards with two touchdowns and no interceptions in a Thursday night game. His 148.1 passer rating was the second-highest number of his career and his highest since the 2015 season opener (158.3 at Tampa Bay on Sept. 13). Mariota recorded his fourth consecutive game with a passer rating of 95 or greater and at least two touchdown passes. He hit wide receiver Kendall



Wright for a 36-yard touchdown and wide receiver Rishard Matthews for a four-yard scoring strike. His 81.8 completion percentage was the sixth-best percentage in franchise history among qualifying performances (minimum 20 attempts). Mariota's completion percentage against Jacksonville was the highest among qualifiers with the team since 2002, when Steve McNair completed 82.6 percent of his throws (19 of 23) against the Indianapolis Colts. Mariota's 219 passing yards in the first half (16-of-19, 1 TD, 0 INT, 132.2 passer rating) were the most of any half in his career. It was the first time he hit 200 passing yards in any half.

➤ **At San Diego (11/6)**, completed 27 of 43 passes for 313 yards with three touchdowns and two interceptions, giving him his third career 300-yard passing game and his first in 2016. For the third time in his career, he had one rushing touchdown and three passing touchdowns in the same game. He completed touchdown passes of 16 yards and seven yards to Rishard Matthews and eight yards to Delanie Walker. His 14-yard rushing touchdown was the fourth of his career. It marked the fifth time in 21 career starts he accounted for four total touchdowns, and it was his seventh career game with three or more touchdown passes (third of 2016). Mariota recorded his fifth consecutive contest with at least two touchdown passes.

2016 LEADERS IN TD PASSES

Marcus Mariota has thrown 17 touchdown passes in 2016. His total is good enough to be tied for fifth place in the NFL.

Most touchdown passes in 2016:

Player	Team	TD Passes
1. Matt Ryan	Atl	23
2. Drew Brees	NO	21
3. Aaron Rodgers	GB	20
4. Matthew Stafford	Det	18
5. Marcus Mariota	Ten	17
Derek Carr	Oak	17
Andrew Luck	Ind	17
Philip Rivers	SD	17
Ben Roethlisberger	Pit	17
Jameis Winston	TB	17

FRANCHISE SINGLE-GAME PASSER RATINGS

Against the Jaguars on Oct. 27, 2016, **Marcus Mariota** completed 18 of 22 passes for 270 yards with two touchdowns and no interceptions. His passer rating for the game was 148.1.

Among all games in franchise history, Mariota's passer rating against the Jaguars ranks second. The only one that tops it is a perfect 158.3 by **Chris Chandler** against the Cincinnati Bengals on Sept. 24, 1995.

Mariota already owns 20 percent of the team's 15 best single-game passer ratings. His 132.6 passer rating against the Cleveland Browns on Oct. 16 is 15th on the list, and his 135.7 passer rating at the New Orleans Saints as a rookie (Nov. 8) is 11th.

In his NFL debut at Tampa Bay on Sept. 13, 2015, Mariota had a perfect 158.3 passer rating. However, his 15 attempts fell short of the 20 attempts required to qualify in the NFL's official record books.

Top single-game passer ratings in franchise history (minimum 20 attempts):

Player	Date	Opp	Att	Cmp	Yds	TD	Int	Rate
1. Chris Chandler	09/24/95	Cin	26	23	352	4	0	158.3
2. Marcus Mariota	10/27/16	Jax	22	18	270	2	0	148.1
3. Steve McNair	10/12/03	Hou	27	18	421	3	0	146.8
4. Warren Moon	11/18/90	Cle	32	24	322	5	0	146.1
5. Warren Moon	11/26/90	Buf	22	16	300	2	0	145.1
6. Chris Chandler	11/26/95	Den	26	18	280	3	0	143.1
7. Warren Moon	10/01/89	Mia	23	19	254	2	0	141.7
8. Warren Moon	11/15/87	Pit	22	16	239	2	0	138.3
9. Chris Chandler	09/08/96	Jac	22	14	226	3	0	137.5
10. Steve McNair	12/26/99	Jac	33	23	291	5	0	136.5
11. Marcus Mariota	11/08/15	NO	39	28	371	4	0	135.7
12. Warren Moon	11/14/93	Cin	31	23	225	4	0	133.7
13. Steve McNair	10/18/98	Cin	21	16	277	1	0	133.5
14. George Blanda	11/19/61	NYT	32	20	418	7	1	132.8
15. Marcus Mariota	10/16/16	Cle	24	17	284	3	1	132.6



PASSING LEADERS, WEEKS 5-9

Over the last five weeks, **Marcus Mariota** has been among the NFL's top passers. In that time period, which began with a road game against the Miami Dolphins (Oct. 9), he has completed 104 of 155 passes for 1,262 yards with 13 touchdowns and three interceptions.

Mariota's 111.8 passer rating during that time ranks fourth in the NFL, trailing only **Tom Brady**, **Drew Brees** and **Matt Ryan**.

Highest NFL passer rating since the beginning of Week 5:

Player	Team	Att	Cmp	Pct	Yds	TD	Int	Rating
1. Tom Brady	NE	134	98	73.1	1319	12	0	133.9
2. Drew Brees	NO	171	126	73.7	1420	11	2	114.7
3. Matt Ryan	Atl	173	117	67.6	1507	12	2	113.0
4. Marcus Mariota	Ten	155	104	67.1	1262	13	3	111.8
5. Dak Prescott	Dal	117	76	65.0	1008	9	2	110.6
6. Matthew Stafford	Det	162	110	67.9	1175	11	1	109.0
7. Jameis Winston	TB	129	78	60.5	929	9	1	102.5
8. Andy Dalton	Cin	142	96	67.6	1115	6	1	102.3
9. Andrew Luck	Ind	181	118	65.2	1418	9	4	96.4
10. Aaron Rodgers	GB	224	147	65.6	1422	13	4	95.1

TD PASSES BEFORE AGE 23

Marcus Mariota celebrated his 23rd birthday on Oct. 30, 2016. Prior to that, his NFL totals included 33 touchdown passes—19 as a rookie and 14 through the first eight games of 2016.

In NFL history, only four quarterbacks have completed more touchdown passes before their 23rd birthday than Mariota. New England's **Drew Bledsoe**, Minnesota's **Fran Tarkenton**, Tampa Bay's **Josh Freeman** and Tampa Bay's **Jameis Winston**.

Most touchdown passes in NFL history before a player's 23rd birthday:

Player	Seasons	Team	TD Passes
1. Drew Bledsoe	1993–1994	New England	40
Fran Tarkenton	1961–1962	Minnesota	40
3. Jameis Winston*	2015–2016	Tampa Bay	39
4. Josh Freeman	2009–2010	Tampa Bay	35
5. Marcus Mariota	2015–2016	Tennessee	33
6. Dan Marino	1983–1984	Miami	27
7. Peyton Manning	1998–1998	Indianapolis	26
8. Cam Newton	2011–2011	Carolina	21
9. Teddy Bridgewater	2014–2015	Minnesota	20
Robert Griffin	2012–2012	Washington	20
Bernie Kosar	1985–1986	Cleveland	20

* Winston turns 23 on Jan. 6, 2017

MARCUS MARIOTA'S STARTING RECORD WHEN ...

Record When Mariota	2015	2016	Career
Starts at quarterback	3-9	4-5	7-14
Starts vs. division opponents	1-2	1-2	2-4
Passes for 300 or more yards	1-1	0-1	1-2
Completes 1 or more TD passes	3-4	4-3	7-7
Completes 2 or more TD passes	3-3	4-3	7-6
Completes 3 or more TD passes	3-1	2-1	5-2
Starts and passes for no INTs	2-3	2-1	4-4
Completes 70.0% of his passes	2-0	3-0	5-0
Has a passer rating of 80.0+	3-3	4-3	7-6
Has a passer rating of 90.0+	3-1	4-1	7-2
Has a passer rating of 100.0+	3-0	4-0	7-0
Sacked 0 times	1-0	2-1	3-1
Rushes for 1 or more TDs	1-1	1-1	2-2
Rushes for 2 or more TDs	0-0	0-0	0-0
Rushes and Passes for 1 TD	1-0	1-1	2-1

MARIOTA ON THE ROAD

Marcus Mariota's 98.9 passer rating on the road since the beginning of the 2015 campaign ranks near the top of the NFL.

Highest passer rating in road games from 2015-16 (minimum 100 attempts):

Player	Games	Att	Cmp	Yds	TD	Int	Rate
1. Dak Prescott	4	116	84	1,031	8	1	118.9
2. Josh McCown	4	132	99	1,132	4	0	110.4
3. Tom Brady	11	388	255	3,201	25	3	109.5
4. Andy Dalton	10	351	230	2,916	18	4	103.7
5. Russell Wilson	12	373	257	2,919	20	7	102.2
6. Derek Carr	13	468	291	3,408	28	4	100.6
7. Marcus Mariota	10	305	193	2,290	18	5	98.9
8. Matt Ryan	13	491	323	3,818	22	7	98.3
9. Trevor Siemian	5	129	76	893	8	1	97.5
10. Jay Cutler	8	274	179	2,011	13	4	96.8

MARIOTA'S FOUR-TOUCHDOWN GAMES

On Oct. 9 against the Dolphins, **Marcus Mariota** accounted for four total touchdowns—three through the air and one on the ground.

The appearance at Miami was the 17th game of Mariota's career, and in those 17 games, he recorded four performances in which he passed and/or rushed for four touchdowns. As a rookie in 2015, he did so Sept. 13 at Tampa Bay (four passing), Nov. 8 at New Orleans (four passing) and Dec. 6 against Jacksonville (three passing, one rushing).

Mariota became the second quarterback in NFL history to have four four-touchdown performances in his first 17 career games. The first was New York Giants quarterback **Charlie Conerly** from 1948–1949.

There are only five other players in NFL annals with three such performances in their first 17 career games: **Matthew Stafford**, **Mark Rypien**, **Daunte Culpepper**, **Fran Tarkenton** and **Johnny Unitas**.

Quarterbacks with the most four-touchdown performances (passing and rushing) in their first 17 NFL games:

Quarterback	Team	Seasons	Four-Touchdown Games
1. Marcus Mariota	Tennessee	2015–2016	4
Charlie Conerly	N.Y. Giants	1948–1949	4
3. Matthew Stafford	Detroit	2009–2011	3
Mark Rypien	Washington	1988–1989	3
Daunte Culpepper	Minnesota	1999–2000	3
Fran Tarkenton	Minnesota	1961–1962	3
Johnny Unitas	Baltimore	1956–1957	3

2015 PASSING AVERAGE LEADERS

Marcus Mariota's 7.62 average yards per passing attempt in 2015 ranked 10th in the NFL among all NFL quarterbacks.

NFL leaders in yards per passing attempt in 2015:

Player	Team	Att	Yds	Yds/Att
1. Carson Palmer	Ari	537	4,671	8.70
2. Andy Dalton	Cin	386	3,250	8.42
3. Ben Roethlisberger	Pit	469	3,938	8.40
4. Russell Wilson	Sea	483	4,024	8.33
5. Tyrod Taylor	Buf	380	3,035	7.99
6. Drew Brees	NO	627	4,870	7.77
7. Cam Newton	Car	495	3,837	7.75
8. Kirk Cousins	Was	543	4,166	7.67
9. Tom Brady	NE	624	4,770	7.64
10. Marcus Mariota	Ten	370	2,818	7.62

ROOKIE ACCURACY

In 2015, Titans quarterback Marcus Mariota posted one of the highest completion percentages in NFL history among rookie quarterbacks. His completion percentage of 62.2 was the fifth best all-time among rookies.

Mariota's completion percentage would shatter the franchise's rookie record. Until Mariota, Vince Young's completion percentage of 51.5 in 2006 was the best among rookie qualifiers in team annals.

Highest completion percentage among rookie quarterbacks in NFL history (through 2015; minimum 14 passes per team game, or 224 attempts per 16 games):

Quarterback	Year	Team	Comp	Att	Pct
1. Ben Roethlisberger	2004	Pittsburgh	196	295	66.4
2. Robert Griffin III	2012	Washington	258	393	65.7
3. Teddy Bridgewater	2014	Minnesota	259	402	64.4
4. Russell Wilson	2012	Seattle	252	393	64.1
5. Marcus Mariota	2015	Tennessee	227	364	62.2
6. Matt Ryan	2008	Atlanta	265	434	61.1
7. Carson Palmer	2004	Cincinnati	263	432	60.9
8. Nick Foles	2012	Philadelphia	161	265	60.8
9. Joe Flacco	2008	Baltimore	257	428	60.1
10. Sam Bradford	2010	St. Louis	354	590	60.0

SINGLE-GAME ROOKIE PASSING YARDS

On Nov. 8, 2015, Marcus Mariota broke his own franchise rookie record with 371 passing yards at the New Orleans Saints.

Mariota initially set the record on Sept. 27 against Indianapolis with 367 passing yards. He broke Zach Mettenberger's record of 345 passing yards at the Philadelphia Eagles on Nov. 23, 2014.

As a rookie in 2014, Mettenberger broke Jacky Lee's longstanding record of 331 yards at the Boston Patriots on Nov. 25, 1960.

Most single-game passing yards by a rookie, franchise history:

Player	Date/Opponent	Passing Yards
1. Marcus Mariota	11/8/15 at New Orleans	371
2. Marcus Mariota	9/27/15 vs. Indianapolis	367
3. Zach Mettenberger	11/23/14 at Philadelphia	345
4. Jacky Lee	11/25/60 at Boston	331
5. Zach Mettenberger	10/26/14 vs. Houston	299
6. Jake Locker	12/11/11 vs. New Orleans	282
7. Jacky Lee	11/20/60 vs. Denver	281
8. Marcus Mariota	12/13/15 at N.Y. Jets	274
9. Marcus Mariota	12/6/15 vs. Jacksonville	268
10. Brent Pease	10/4/87 at Denver	260
Dan Pastorini	11/7/71 at New England	260

SINGLE-SEASON ROOKIE RECORDS

In 2015, Marcus Mariota broke virtually every rookie passing record for the franchise, completing 230 of 370 passes for 2,818 yards, 19 touchdowns and 10 interceptions.

Most passing attempts in a season by a rookie, franchise history:

Rookie QB	Season	Pass Attempts
1. Marcus Mariota	2015	370
2. Vince Young	2006	357
3. Dan Pastorini	1971	270
4. Zach Mettenberger	2014	179
5. Brent Pease*	1987	113
6. Steve McNair	1995	80
7. Jacky Lee	1960	77

Most completions in a season by a rookie, franchise history:

Rookie QB	Season	Completions
1. Marcus Mariota	2015	230
2. Vince Young	2006	184
3. Dan Pastorini	1971	127
4. Zach Mettenberger	2014	107
5. Brent Pease*	1987	56
6. Jacky Lee	1960	41
Steve McNair	1995	41

Most passing yards in a season by a rookie, franchise history:

Rookie QB	Season	Passing Yards
1. Marcus Mariota	2015	2,818
2. Vince Young	2006	2,199
3. Dan Pastorini	1971	1,702
4. Zach Mettenberger	2014	1,412
5. Jacky Lee	1960	842
6. Brent Pease*	1987	728
7. Steve McNair	1995	569

Most passing touchdowns in a season by a rookie, franchise history:

Rookie QB	Season	Passing TDs
1. Marcus Mariota	2015	19
2. Vince Young	2006	12
3. Zach Mettenberger	2014	8
4. Dan Pastorini	1971	7
5. Jacky Lee	1960	5
6. Steve McNair	1995	3
Brent Pease*	1987	3

Highest passer rating in a season by a rookie, franchise history (minimum 100 attempts):

Rookie QB	Season	Passer Rating
1. Marcus Mariota	2015	91.5
2. Zach Mettenberger	2014	83.4
3. Vince Young	2006	66.7
4. Brent Pease*	1987	60.6
5. Dan Pastorini	1971	43.8

Highest completion percentage in a season by a rookie, franchise history (minimum 100 attempts):

Rookie QB	Season	Passer Rating
1. Marcus Mariota	2015	62.2
2. Zach Mettenberger	2014	59.8
3. Vince Young	2006	51.5
4. Brent Pease*	1987	49.6
5. Dan Pastorini	1971	47.0

* Replacement player during strike

2015 ROAD PASSING LEADERS

Marcus Mariota's 105.3 passer rating on the road in 2015 ranked fourth in the NFL behind Josh McCown's 110.4, Russell Wilson's 107.7 and Andy Dalton's 107.2.

Highest passer rating in road games in 2015 (minimum 100 attempts):

Player	Team	Att	Cmp	Yds	TD	Int	Rate
1. Josh McCown	Cle	132	99	1132	4	0	110.4
2. Russell Wilson	Sea	235	166	1878	17	6	107.7
3. Andy Dalton	Cin	195	126	1661	13	3	107.2
4. Marcus Mariota	Ten	171	108	1374	10	1	105.3
5. Carson Palmer	Ari	280	179	2405	18	5	105.1
6. Tom Brady	NE	289	186	2258	16	3	102.4
7. Alex Smith	KC	258	173	1991	9	1	100.1
8. Jay Cutler	Chi	245	163	1795	12	3	99.3
9. Derek Carr	Oak	264	158	1928	17	3	99.1
10. Tyrod Taylor	Buf	210	124	1571	11	1	97.9

Mariota's 105.3 passer rating on the road in 2015 was the best in franchise annals. Previously, Chris Chandler posted the top passer rating on the road with a 102.2 rating in 1995.

Highest passer rating in road games in franchise history (minimum 100 attempts):

Player	Year	Att	Cmp	Yds	TD	Int	Rate
1. Marcus Mariota	2015	171	108	1374	10	1	105.3
2. Chris Chandler	1995	177	119	1314	12	4	102.2
3. Warren Moon	1992	167	114	1245	10	4	100.0
4. Chris Chandler	1996	130	78	945	10	4	95.2
5. Steve McNair	2003	216	133	1671	12	5	94.5
6. Steve McNair	2004	109	69	717	7	3	92.2
7. Don Trull	1966	103	52	727	8	2	91.4
8. Warren Moon	1990	352	208	2748	17	11	86.9
9. Warren Moon	1988	152	83	1164	7	3	86.6
10. Billy Volek	2004	189	117	1230	9	6	83.4

2015 RED ZONE PASSING LEADERS

Marcus Mariota's 116.1 passer rating in the red zone in 2015 ranked third in the NFL behind Blaine Gabbert's 120.5 and Matthew Stafford's 118.0.

Since at least 1991 (statistic not tracked prior to then), Mariota finished with the highest single-season passer rating by a Titans quarterback, topping the previous benchmark of 110.5 by Ryan Fitzpatrick in 2013 (25-41, 177 yards, eight touchdowns, zero interceptions). Over the same time period, the NFL's top single-season passer rating in the red zone was 122.4 by Philadelphia's Nick Foles in 2013 (26-37, 197 yards, 16 touchdowns, zero interceptions).

Highest red zone passer rating in 2015 (from the opponents' 1-19 yard lines):

Player	Team	Att	Cmp	Yds	TD	Int	Rate
1. Blaine Gabbert	SF	28	19	150	8	0	120.5
2. Matthew Stafford	Det	70	48	323	26	0	118.0
3. Marcus Mariota	Ten	40	26	195	15	0	116.1
4. Kirk Cousins	Was	78	50	345	22	0	113.5
5. Cam Newton	Car	70	43	333	24	0	112.7
6. Brian Hoyer	Hou	43	24	184	14	0	106.0
7. Ben Roethlisberger	Pit	64	36	220	15	0	102.9
8. Brock Osweiler	Den	35	18	144	7	0	101.7
9. Andrew Luck	Ind	36	23	154	11	1	101.2
10. Philip Rivers	SD	71	43	352	22	2	101.1

RUSH TO THE RECORD BOOKS

On Dec. 6 against Jacksonville, Marcus Mariota rushed for an 87-yard touchdown against Jacksonville and finished the game with 112 rushing yards on nine attempts.

The 87-yard run was the longest run in franchise history by a quarterback and the fifth-longest run overall for the team, behind three rushes by running back Chris Johnson (94, 91 and 89 yards) and one rush by running back Sid Blanks (91).

Steve McNair previously recorded the longest run in franchise history by a quarterback with a 71-yard attempt in 1998 (Nov. 8 at Tampa Bay).

Longest rushing attempts in franchise history:

Player	Date	Opp	Rush
1. Chris Johnson	12/17/12	New York Jets	94t
2. Chris Johnson	9/20/09	Houston	91t
Sid Blanks	12/13/64	New York Jets	91t
4. Chris Johnson	11/1/09	Jacksonville	89t
5. Marcus Mariota (QB)	12/6/15	Jacksonville	87t
5. Chris Johnson	11/29/09	Arizona	85t
6. Chris Johnson	10/21/12	at Buffalo	83t
7. Earl Campbell	11/20/78	Miami	81t
8. Chris Johnson	11/4/12	Chicago	80t
LenDale White	10/19/08	at Kansas City	80t
Larry Moriarty	9/11/83	at L.A. Raiders	80

Since 1960, only two quarterbacks have recorded a run longer than Mariota's 87-yarder. Oakland's Terrelle Pryor set the NFL quarterback record with 93-yard touchdown run for the Oakland Raiders in 2013 (Oct. 27 against Pittsburgh), and most recently San Francisco's Colin Kaepernick had a 90-yard touchdown run in 2014 at the San Diego Chargers (Dec. 20).

Longest rushing attempts since 1960 history among NFL quarterbacks:

Player	Date	Date/Opp	Rush
1. Terrelle Pryor	Oak	10/27/13 vs. Pit	93
2. Colin Kaepernick	SF	12/20/14 at SD	90
3. Marcus Mariota	Ten	11/6/15 vs. Jax	87

Mariota's 112 rushing yards against the Jaguars set a new single-game record among Titans/Oilers quarterbacks, topping the record of 95 yards held by Steve McNair (Nov. 8, 1998 at Tampa Bay).

Most single-game rushing yards by a quarterback in franchise history:

Player	Date	Opp	Rush Yds
1. Marcus Mariota	12/6/15	Jacksonville	112
2. Steve McNair	11/8/98	at Tampa Bay	95
3. Steve McNair	12/21/97	Pittsburgh	90
4. Vince Young	12/10/06	at Houston	86
5. Steve McNair	12/13/98	at Jacksonville	81

ROOKIE QBs WITH 3 TD PASSES 4 TIMES

Marcus Mariota completed three or more touchdown passes on four different occasions during his rookie season. He joined Peyton Manning (four in 1998) as the only rookies to accomplish the feat.

Most games as a rookie with three or more touchdown passes, NFL history:

Player	Season	Games with 3+ TD Passes
Marcus Mariota	2015	4
Peyton Manning	1998	4

Marcus Mariota's three-touchdown games:

Date	Opponent	TD Passes
Sept. 13, 2015	at Tampa Bay	4
Nov. 8, 2015	at New Orleans	4
Nov. 29, 2015	Oakland	3
Dec. 6, 2015	Jacksonville	3

TITANS TIDBITS: MARCUS MARIOTA

- Mariota's touchdown "celebrations" are usually limited to a simple series of gestures: three taps on his chest and pointing to the sky as a way to show appreciation for his mother, father and younger brother.
- He is the oldest son of Toa and Alana Mariota. His younger brother, Matthew, is a sophomore linebacker at Oregon.
- Mariota credits much of his athletic success to playing soccer in his youth. By the time he was eight years old, he was wearing a soccer jersey with the number 8, and he has kept the jersey number ever since then.
- During his time in Eugene, Ore., Mariota became a fixture at the Boys and Girls Club of Emerald Valley, spending time on a weekly basis with kids at the center. For his efforts in the community, he was awarded with the inaugural Play It Forward Award at the 63rd Annual Oregon Sports Awards in June 2015.
- Mariota recently launched his Motiv8 foundation, which will serve the communities of Middle Tennessee, Eugene and Honolulu.

2015 FIRST-DOWN PERCENTAGE LEADERS

Marcus Mariota attempted 370 passes as a rookie in 2015, and 142 of his attempts resulted in Titans first downs. His first-down rate of 38.4 percent ranked fourth in the NFL behind only **Carson Palmer** (43.0), **Cam Newton** (39.4) and **Russell Wilson** (38.7).

Highest percentage of passes resulting in first downs in 2015 (minimum 224 attempts):

Player	Team	Att	Cmp	1st	1st%
1. Carson Palmer	Ari	537	342	231	43.0
2. Cam Newton	Car	495	296	195	39.4
3. Russell Wilson	Sea	483	329	187	38.7
4. Marcus Mariota	Ten	370	230	142	38.4
5. Andy Dalton	Cin	386	255	147	38.1
6. Matthew Stafford	Det	592	398	223	37.7
7. Jameis Winston	TB	535	312	201	37.6
8. Kirk Cousins	Was	543	379	204	37.6
9. Matt Ryan	Atl	614	407	229	37.3
10. Ben Roethlisberger	Pit	469	319	174	37.1

Since 1991, the highest percentage of passes for first downs recorded by a Titans quarterback is 41.0, set by **Steve McNair** in his 2003 MVP season. Mariota's 38.4 first-down percentage ranks second for the franchise in that time period.

Highest percentage of passes resulting in first downs for the Titans/Oilers, 1991-2015 (minimum 224 attempts):

Player	Team	Att	Cmp	1st	1st%
1. Steve McNair	2003	400	250	164	41.0
2. Marcus Mariota	2015	370	230	142	38.4
3. Warren Moon	1992	346	224	132	38.2
4. Cody Carlson	1992	227	149	85	37.4
5. Vince Young	2007	382	238	141	36.9
6. Steve McNair	2001	431	264	159	36.9
7. Steve McNair	2002	492	301	178	36.2
8. Steve McNair	2000	396	248	141	35.6
9. Warren Moon	1991	655	404	231	35.3
10. Vince Young	2009	259	152	91	35.1

#16 • QB MATT CASSEL

[CLICK FOR COMPLETE BIO \(PDF\)](#)



Quarterback **Matt Cassel** (6-4, 228) was signed during the 2016 offseason, giving the team an experienced, veteran leader to back up starting quarterback Marcus Mariota.

Cassel spent 11 previous seasons with the New England Patriots, Kansas City Chiefs, Minnesota Vikings, Buffalo Bills and Dallas Cowboys. His career totals prior to arriving in Tennessee included 17,003 passing yards, 101 touchdown passes, 77 interceptions and a passer rating of 79.3.

In 2015, Cassell played for the Buffalo Bills and the Dallas Cowboys. With the Cowboys, he started seven games and completed 119 of 204 passes for 1,276 yards, five touchdowns and seven interceptions.

Cassel began his NFL career in 2005 as a seventh-round draft pick of the Patriots. He spent four seasons there, including 2008, when he went 10-5 as a starter after Tom Brady suffered a season-ending knee injury in the opener. He passed for 3,693 yards and 21 touchdowns.

In 2009, he was traded to Kansas City, where he would spent the next four seasons. In 2010, he was named to the Pro Bowl after setting career highs with 27 touchdown passes and a 93.0 passer rating as the starting quarterback for the Chiefs. He helped guide the Chiefs to the AFC West title.

Cassel went to Minnesota in 2013 and started a total of nine contests with the Vikings over two years. The Vikings traded him to Buffalo in March 2015, and then the Bills dealt him to the Cowboys in September.

A native of Northridge, Calif., Cassel played in 25 career games at Southern Cal as a backup to Heisman Trophy winners Carson Palmer and Matt Leinart. While he was there, the Trojans won back-to-back national titles in 2003 and 2004.

2016 Highlights:

- **At Detroit (9/18)**, took the final kneel-down in his 100th career game.
- **Against Jacksonville (10/27)**, played in the fourth quarter and completed his only attempt for 10 yards.

Cassel's Career Regular Season Passing Statistics:

Year	Team	G/S	Att	Cmp	Pct	Yds	TD	Int	Lg	Sack	Rate
2005	NE	2/0	24	13	54.2	183	2	1	36	1	89.4
2006	NE	6/0	8	5	62.5	32	0	0	10	3	70.8
2007	NE	6/0	7	4	57.1	38	0	1	21	0	32.7
2008	NE	16/15	516	327	63.4	3,693	21	11	76t	47	89.4
2009	KC	15/15	493	271	55.0	2,924	16	16	61	42	69.9
2010	KC	15/15	450	262	58.2	3,116	27	7	75t	26	93.0
2011	KC	9/9	269	160	59.5	1,713	10	9	52t	22	76.6
2012	KC	9/8	277	161	58.1	1,796	6	12	46	19	66.7
2013	Min	9/6	254	153	60.2	1,807	11	9	79t	16	81.6
2014	Min	3/3	71	41	57.7	425	3	4	28	6	65.8
2015	Buf/Dal	9/8	204	119	58.3	1,276	5	7	51	14	70.6
2016	Ten	2/0	1	1	100.0	10	0	0	10	0	108.3
Totals		101/79	2,574	1,517	58.9	17,013	101	77	79t	196	79.4

Cassel's Regular Season Single-Game Highs:

- Attempts** - 53 at Denver (11/14/10)
- Completions** - 33 at Denver (11/14/10)
- Passing Yards** - 469 at Denver (11/14/10)
- Touchdown Passes** - 4 (Four times, last at Indianapolis 10/9/11)
- Long Completion** - 79t at Baltimore (12/8/13)
- Passer Rating** - 144.0 vs. Jacksonville (10/24/10)



RUNNING BACKS & FULLBACKS

No.	Name	Ht	Wt	Exp	College
26	Andrews, Antonio	5-10	225	3	Western Kentucky
45	Fowler, Jalston (FB)	5-11	254	2	Alabama
22	Henry, Derrick	6-3	247	R	Alabama
29	Murray, DeMarco	6-1	220	6	Oklahoma

#26 • RB ANTONIO ANDREWS

[CLICK FOR COMPLETE BIO \(PDF\)](#)

Running back **Antonio Andrews** (5-10, 225) is in his third NFL season. He was signed by the Titans as an undrafted free agent in 2014.

In 2015, Andrews appeared in 14 games and started 10 times at running back. He was the team's leading rusher with 143 carries for 520 yards and three touchdowns. Adding 21 receptions for 174 yards, he ranked second on the team with 694 scrimmage yards, trailing only **Delanie Walker** (1,124).

In his rookie campaign, Andrews spent the first seven weeks on the team's practice squad before being elevated to the 53-man roster on Oct. 21, 2014. In four appearances as a reserve running back and kickoff returner, he caught two passes for 11 yards and returned five kickoffs for 110 yards.


During his four-year career at Western Kentucky, Andrews appeared in 42 games, including 24 consecutive starts to end his career. He notched 3,674 yards with 29 touchdowns on 618 carries (5.9 avg.), and he scored 198 points on 33 total touchdowns. His 6,799 all-purpose yards gave him an average of 161.9 yards per game.

As a senior (2013), Andrews rushed for 1,730 yards to break his own school record by two yards. He rushed for a career-high 16 touchdowns on 267 carries and was named Sun Belt Conference Most Valuable Player and Offensive Player of the Year by The NFL Draft Report.

Andrews attended Fort Campbell (Ky.) High School, which is approximately 60 miles northwest of Nashville. As a high school senior, he was named the state of Kentucky's "Mr. Football" as a dual-threat quarterback.

2016 Highlights:

- **At Detroit (9/18)**, returned a kickoff 15 yards.
- **At Houston (10/2)**, returned a kickoff 17 yards.



- **At San Diego (11/6)**, rushed twice for 15 yards.

Andrews' Career Regular Season Statistics:

Year	GP	GS	Att	Yds	Avg	Lg	TD	Rec	Yds	Avg	Lg	TD
2014	4	0	0	0	-	-	0	2	11	5.5	6	0
2015	14	10	143	520	3.6	38	3	21	174	8.3	23	0
2016	9	0	2	15	7.5	9	0	0	0	0	0	0
Totals	27	10	145	535	3.7	38	3	23	185	8.0	23	0

Andrews' Single-Game Highs:

- Rushing Attempts** - 19 at New Orleans (11/8/15)
- Rushing Yards** - 88 at New Orleans (11/8/15)
- Long Rush** - 38 at New Orleans (11/8/15)
- Rushing Touchdown** - 1 (Three times, last vs. Jacksonville 12/6/15)
- Receptions** - 5 at New England (12/20/15)
- Receiving Yards** - 45 vs. Buffalo (10/11/15)
- Long Reception** - 23 (Twice, last at New Orleans 11/8/15)

#45 • FB JALSTON FOWLER

[CLICK FOR COMPLETE BIO \(PDF\)](#)

Fullback **Jalston "Nudie" Fowler** is in his second NFL season. He was selected by the Titans in the fourth round of the 2015 NFL Draft.

As a rookie, Fowler played in all 16 games. He rushed seven times for 13 yards and a touchdown and added five receptions for 44 yards and a score. He also played an integral role on special teams, contributing five tackles and a forced fumble.

The 5-foot-11-inch, 254-pound rookie served as a fullback, running back, H-back, tight end and on special teams during his time with the Crimson Tide. He played in 53 career games from 2010–2014 and was a member of national championship teams in 2011 and 2012.

Fowler's career totals at Alabama included 113 carries for 738 yards and five touchdowns. He also caught 19 passes for 150 yards with seven touchdown receptions.

In 2014, he played in 14 games and set a career high with five starts. He rushed for 69 yards on 12 attempts and caught 11 passes for 119 yards and a pair of scores.

A native of Mobile, Ala., Fowler is called "Nudie" by family, friends and teammates. His father gave the nickname to him as a baby.

2016 Highlights:


- **Against Minnesota (9/11)**, registered his first career start.
- **Against Oakland (9/25)**, caught a pass from Marcus Mariota and gained 14 yards to set up DeMarco Murray's touchdown run on the next play. As a blocker, played a key role in Murray's 114 rushing yards and the team's 181 rushing yards.
- **At Miami (10/9)**, blocked for Titans rushers as they totaled 235 yards on 41 carries.
- **Against Indianapolis (10/23)**, helped DeMarco Murray rush for 107 yards.

Fowler's Career Statistics:

Year	GP	GS	Att	Yds	Avg	Lg	TD	Rec	Yds	Avg	Lg	TD
2015	16	0	7	13	1.9	3	1	5	44	8.8	19	1
2016	9	4	0	0	0	0	0	1	14	14.0	14	0
Totals	25	4	7	13	1.9	3	1	6	58	9.7	19	1

Fowler's Single-Game Highs:

- Rushing Attempts** - 4 vs. Indianapolis (9/27/15)
- Rushing Yards** - 9 vs. Indianapolis (9/27/15)
- Long Rush** - 3 (Twice, last vs. Indianapolis 9/27/15)
- Rushing Touchdown** - 1 vs. Indianapolis (9/27/15)
- Receptions** - 1 (Six times, last vs. Oakland 9/25/16)
- Receiving Yards** - 19 at Cleveland (9/20/15)
- Long Reception** - 19 at Cleveland (9/20/15)
- Receiving Touchdown** - 1 vs. Oakland (11/29/15)



#22 • RB DERRICK HENRY

[CLICK FOR COMPLETE BIO \(PDF\)](#)

The Titans selected running back **Derrick Henry** with the 45th overall pick in the second round of the 2016 NFL Draft.

The 6-foot-3-inch, 247-pound Heisman Trophy winner played three seasons (2013–2015) at the University of Alabama, where he set numerous school and SEC records while leading his team to a National Championship in 2015.

Henry played in 39 games and totaled 602 carries for 3,591 yards and 42 rushing touchdowns and added 285 yards on 17 career receptions with three receiving scores. During Alabama's victory over Clemson in the 2016 College Football Playoff National Championship, he broke **Shaun Alexander's** record for most career rushing yards in Alabama history.

In his final collegiate season, Henry rushed for an Alabama and Southeastern Conference record 2,219 yards, which led the nation and ranked fifth in FBS history. He recorded 100-yard rushing games 10 times and had four 200-yard games during the season. His 28 rushing touchdowns were a national best and an SEC record, snapping **Tim Tebow** and **Tre Mason's** old mark of 23. In addition to the Heisman, he also won the Doak Walker Award, Walter Camp Award and Maxwell Award, among a multitude of other honors.

Henry is a native of Yulee, Fla.



2016 Highlights:

- **Against Minnesota (9/11)**, in his first regular season game, notched two receptions for 41 yards, including a 29-yard catch in the first quarter to help set up a field goal. He totaled three yards on five rushing attempts as well.
- **At Detroit (9/18)**, carried nine times for 40 yards and added one reception for nine yards.
- **Against Oakland (9/25)**, rushed for 45 yards on 10 carries.
- **At Houston (10/2)**, rushed for nine yards on three carries.
- **At Miami (10/9)**, started and rushed for 54 yards on seven carries. His 22-yard gain in the second quarter and his 54 total rushing yards were highs through his first five NFL games.
- **Against Cleveland (10/16)**, carried two times for seven yards and added two receptions for 20 yards.
- **Against Indianapolis (10/23)**, rushed once for three yards.
- **Against Jacksonville (10/27)**, set career highs through eight games with 16 rushing attempts and 60 rushing yards. He added four receptions for 37 yards. In the second quarter, he rushed six yards for his first career touchdown. On the touchdown drive, he totaled five carries for 28 yards.
- **At San Diego (11/6)**, did not play after injuring a calf muscle in pregame warmups.

Henry's 2016/Career Statistics:

Year	GP	GS	Att	Yds	Avg	Lg	TD	Rec	Yds	Avg	Lg	TD
2016	8	1	53	221	4.2	22	1	9	107	11.9	29	0



Henry's Regular Season Single-Game Highs:

- Rushing Attempts** - 16 vs. Jacksonville (10/27/16)
- Rushing Yards** - 60 vs. Jacksonville (10/27/16)
- Long Rush** - 22 at Miami (10/9/16)
- Rushing Touchdowns** - 1 vs. Jacksonville (10/27/16)
- Receptions** - 4 vs. Jacksonville (10/27/16)
- Receiving Yards** - 41 vs. Minnesota (9/11/16)
- Long Reception** - 29 vs. Minnesota (9/11/16)
- Receiving Touchdowns** - None

Henry's College Statistics (University of Alabama):

Year	GP	GS	Att	Yds	Avg	Lg	TD	Rec	Yds	Avg	Lg	TD
2013	12	0	35	382	10.9	80t	3	1	61	61.0	61t	1
2014	14	2	172	990	5.8	49	11	5	133	26.6	52	2
2015	15	15	395	2,219	5.6	74t	28	11	91	8.3	28	0
Totals	41	17	602	3,591	6.0	80t	42	17	285	16.8	61t	3

#29 • RB DeMARCO MURRAY

[CLICK FOR COMPLETE BIO \(PDF\)](#)

Running back **DeMarco Murray** (6-1, 220) is in his sixth NFL season and his first campaign with the Titans. He was acquired in a trade with the Philadelphia Eagles on March 9, 2016.



A former third-round draft choice of Dallas in 2011, Murray spent his first four seasons with the Cowboys before joining the Philadelphia Eagles for the 2015 campaign. He totaled 5,228 rushing yards in 68 career games prior to his arrival in Tennessee. From entering the league in 2011 through the 2015 campaign, he ranked among the top rushers in the NFL: sixth in rushing yards, fifth in rushing average (4.6), sixth in scrimmage yards (6,750) and seventh in rushing touchdowns (34).

In his only season with the Eagles, Murray played in 15 games and totaled 702 rushing yards and six touchdowns.

During his four years in Dallas, he rushed for 4,526 yards in 53 games in the regular season. He was named to the Pro Bowl following the 2013 and 2014 campaigns.

In 2014, Murray earned NFL Offensive Player of the Year honors after leading the league and setting Cowboys franchise records with 1,845 rushing yards and 2,261 scrimmage yards. His 1,845 yards were 484 more than the next closest rusher, Pittsburgh's **Le'Veon Bell**.

Additionally, he set several other franchise records, besting marks set by Emmitt Smith or Tony Dorsett, including highest rushing total in a game (253 vs. St. Louis in 2011), most 100-yard games in a season (12 in 2014) and most consecutive 100-yard games (8 in 2014).

A native of Las Vegas, Nev., Murray finished his University of Oklahoma career as the school's career all-purpose yardage leader (6,718) and also set the Sooners records for career touchdowns (65) and career receiving yards by a running back (1,571).

2016 Highlights:

- **Against Minnesota (9/11)**, in his first regular season game with the Titans, rushed for a team-high 42 yards on 13 carries. He added five receptions for 35 yards, including two touchdown receptions to set a new career high. In the final minute of the first half, he dove across the goal line on a six-yard touchdown reception to mark his first touchdown as a member of the Titans. He added a four-yard touchdown reception late in the fourth quarter to double his previous six-year career total of two touchdown receptions.
- **At Detroit (9/18)**, led the Titans with 89 rushing yards on 12 attempts (7.4 avg.). He added a team-high seven receptions for 56 yards, including a critical 22-yard catch during the game-winning drive in the fourth quarter. His 145 scrimmage yards were the most by a Titans running back since Chris Johnson totaled 170 scrimmage yards (150 rushing, 20 receiving) at St. Louis on Nov. 3, 2013. In the second quarter, he recorded the second-longest run of his career, taking a handoff and racing 67 yards. It was his longest run since a 91-yarder against the Rams on Oct. 23, 2011. The run was the Titans' second-longest run since the beginning of the 2013 season, trailing only Marcus Mariota's 87-yard touchdown run last year (vs. Jacksonville on Dec. 6, 2015).
- **Against Oakland (9/25)**, recorded his 22nd career 100-yard rushing game (including playoffs) and his first with the Titans. He totaled 114 yards on 16 carries for an average of 7.1 yards per attempt. In the third quarter, he scored his first rushing touchdown of the season on a five-yard run. With 41 additional yards on a team-high five receptions, he topped 100 scrimmage

yards for the second consecutive week, recording a team-high 155 yards. In the third quarter, he gained 36 yards on a run.

➤ **At Houston (10/2)**, led the team with 95 rushing yards on 24 carries, including a pair of touchdown runs. He added two receptions for 24 yards, giving him 119 scrimmage yards in the game and three consecutive games with at least 100 scrimmage yards. He scored twice in the second quarter (two-yard and one-yard runs), becoming the first Titans player to rush for two touchdowns in a game since Shonn Greene at Denver on Dec. 8, 2013. It marked the fourth time in Murray's career he posted two or more rushing touchdowns and the seventh time in his career with two or more total touchdowns in a game (rushing and receiving).

➤ **At Miami (10/9)**, rushed for 121 yards on 27 carries, notching his 23rd career 100-yard rushing game (including playoffs) and his second with the Titans. It was his second 100-yard rushing game in three weeks. His 121 rushing yards made up the highest total by a Titans player since Chris Johnson recorded 127 against Houston on Dec. 29, 2013. In the first half alone, Murray carried 13 times for 78 yards. He led a team rushing effort that totaled 235 yards.

➤ **Against Cleveland (10/16)**, led the team with 65 rushing yards and a touchdown on 21 carries. He scored his sixth touchdown of the season (fourth rushing touchdown) on a three-yard carry in the third quarter.

➤ **Against Indianapolis (10/23)**, led the team with 25 carries for 107 yards and a touchdown and added three receptions for 20 yards. On an 11-yard run in the third quarter, he went over the 100-yard rushing mark for the third time in 2016. Murray became the first Titans player since Chris Johnson in 2012 to record three or more 100-yard rushing games in a single season. Late in the first half, he scored his fifth rushing touchdown of the season on a one-yard carry.

➤ **Against Jacksonville (10/27)**, rushed for 123 yards and a touchdown on 21 carries in a Thursday night game. He notched his 25th career 100-yard rushing game (including playoffs) and his fourth with the Titans. He became the first Titans player to rush for at least 100 yards four times in the team's first eight games of a season since Chris Johnson in 2010. He scored on a 14-yard run in the second quarter. It was his third consecutive game with a rushing touchdown.

➤ **At San Diego (11/6)**, rushed for a team-high 51 yards on 14 carries and added a team-high seven receptions (tied for third-highest total of his career) for 29 yards. In the fourth quarter, he registered a one-yard touchdown run. He recorded his fourth consecutive game with a rushing touchdown, marking only the seventh time in franchise history a player accomplished the feat. He joined Earl Campbell (five games in 1979 and four games in 1981), Alonzo Highsmith (four games in 1989), Gary Brown (four games in 1993), Eddie George (four games in 2000) and LenDale White (four games in 2008). Against the Chargers, Murray reached 1,000 scrimmage yards on the season and 6,000 rushing yards in his career, becoming the ninth active player to accomplish the latter feat.

Murray's Career Regular Season Rushing and Receiving Statistics (2011-14 with Dallas; 2015 with Philadelphia):

Year	GP	GS	Att	Yds	Avg	Lg	TD	Rec	Yds	Avg	Lg	TD
2011	13	7	164	897	5.5	91t	2	26	183	7.0	18	0
2012	10	10	161	663	4.1	48	4	35	251	7.2	22	0
2013	14	14	217	1,121	5.2	43	9	53	350	6.6	22	1
2014	16	16	392	1,845	4.7	51	13	57	416	7.3	34	0
2015	15	8	193	702	3.6	54t	6	44	322	7.3	44	1
2016	9	8	174	807	4.6	67	7	35	226	6.5	22	2
Totals	77	63	1,301	6,035	4.6	91t	41	250	1,748	7.0	44	4

Murray's Regular Season Single-Game Highs:

- Rushing Attempts** - 32 at Chicago (12/4/14)
- Rushing Yards** - 253 vs. St. Louis (10/23/11)
- Long Rush** - 91t vs. St. Louis (10/23/11)
- Rushing Touchdowns** - 3 vs. Oakland (11/28/13)
- Receptions** - 9 at Chicago (12/4/14)
- Receiving Yards** - 80 vs. Washington (10/27/14)
- Long Reception** - 44 at Dallas (11/8/15)
- Receiving Touchdowns** - 2 vs. Minnesota (9/11/16)

2016 RUSHING LEADERS

DeMarco Murray ranks first in the AFC and second in the NFL in rushing yards in 2016.

Most rushing yards in 2016:

Player	Team	Att	Yds	Avg	Lg	TD
1. Ezekiel Elliott	Dal	177	891	5.03	60t	7
2. DeMarco Murray	Ten	174	807	4.64	67	7
3. Melvin Gordon	SD	193	768	3.98	48	9
4. David Johnson	Ari	156	705	4.52	58t	8
5. Jay Ajayi	Mia	108	646	5.98	62t	6
6. Lamar Miller	Hou	153	637	4.16	25	2
7. Matt Forte	NYJ	169	634	3.75	32	7
8. Devonta Freeman	Atl	133	620	4.66	48	3
9. LeGarrette Blount	NE	161	609	3.78	41t	9
10. LeSean McCoy	Buf	112	598	5.34	53	6

2016 SCRIMMAGE YARDS LEADERS

DeMarco Murray ranks second in the AFC and fourth in the NFL in scrimmage yards in 2016.

Most scrimmage yards in 2016:

Player	Team	Rush Yards	Rec Yards	Scrimmage Yards
1. David Johnson	Ari	705	407	1,112
2. Melvin Gordon	SD	768	284	1,052
3. Ezekiel Elliott	Dal	891	155	1,046
4. DeMarco Murray	Ten	807	226	1,033
5. Julio Jones	Atl	0	970	970
6. A.J. Green	Cin	0	896	896
7. Amari Cooper	Oak	0	843	843
8. Devonta Freeman	Atl	620	220	840
9. Spencer Ware	KC	511	313	824
10. Matt Forte	NYJ	634	168	802

2016 TOTAL TOUCHDOWN LEADERS

DeMarco Murray is tied for second in the AFC and in the NFL in total touchdowns scored in 2016.

Most touchdowns in 2016:

Player	Team	Total	Rush	Rec	Ret
1. Melvin Gordon	SD	11	9	2	0
2. DeMarco Murray	Ten	9	7	2	0
LeGarrette Blount	NE	9	9	0	0
4. Mike Evans	TB	8	0	8	0
Matt Forte	NYJ	8	7	1	0
David Johnson	Ari	8	8	0	0
Latavius Murray	Oak	8	8	0	0
8. (four players tied with 7 touchdowns)					



2011–2016 AVERAGE LEADERS, 1,000 CARRIES

Since **DeMarco Murray** was drafted in 2011, only **Adrian Peterson** and **LeSean McCoy** rank ahead of Murray in rushing average among players with at least 1,000 rushing attempts.

Highest rushing average from 2011–2016 by players with 1,000 or more carries:

Player	Rush Attempts	Yards	Average
1. Adrian Peterson	1,214	5,943	4.90
2. LeSean McCoy	1,414	6,568	4.64
3. DeMarco Murray	1,301	6,035	4.64
4. Marshawn Lynch	1,292	5,774	4.47
5. Alfred Morris	1,131	4,905	4.34
6. Matt Forte	1,393	6,000	4.31
7. Arian Foster	1,095	4,654	4.25
8. Frank Gore	1,476	6,218	4.21
9. Chris Johnson	1,193	4,939	4.14

2014 NFL LEADERS

As a member of the Dallas Cowboys in 2014, **DeMarco Murray** finished first in the NFL in rushing yards (1,845), scrimmage yards (2,261) and rushing touchdowns (13, tied).

Most rushing yards, 2014:

Player	Team	Rushing Yards
1. DeMarco Murray	Dallas	1,845
2. Le'Veon Bell	Pittsburgh	1,361
3. LeSean McCoy	Philadelphia	1,319
4. Marshawn Lynch	Seattle	1,306
5. Justin Forsett	Baltimore	1,266

Most scrimmage yards, 2014:

Player	Team	Scrimmage Yards
1. DeMarco Murray	Dallas	2,261
2. Le'Veon Bell	Pittsburgh	2,215
3. Matt Forte	Chicago	1,846
4. Antonio Brown	Pittsburgh	1,711
5. Marshawn Lynch	Seattle	1,673

Most rushing touchdowns, 2014:

Player	Team	Rushing Touchdowns
1. DeMarco Murray	Dallas	13
Marshawn Lynch	Seattle	13

MOST 100-YARD RUSHING GAMES IN A SEASON

In 2014, **DeMarco Murray** totaled 12 games with at least 100 rushing yards, becoming only the seventh player since 1960 to accomplish the feat. It included an NFL record of eight consecutive 100-yard rushing games to begin the season, which broke **Jim Brown's** previous record (six).

Most 100-yard rushing games in a season, 1960–2015:

Player	Team	Season	Games
1. Barry Sanders	Detroit	1997	14
2. DeMarco Murray	Dallas	2014	12
Chris Johnson	Tennessee	2009	12
Jamal Lewis	Baltimore	2003	12
Jamal Anderson	Atlanta	1998	12
Barry Foster	Pittsburgh	1992	12
Eric Dickerson	LA Rams	1984	12

MURRAY'S CAREER 100-YARD RUSHING GAMES

DeMarco Murray's career 100-yard rushing games:

Date	Opp	W/L	Att	Yds	Avg	Lg	TD
10/23/2011	St. Louis	W	25	253	10.1	91t	1
12/4/2014	at Chicago	W	32	179	5.6	40	1
9/22/2013	St. Louis	W	26	175	6.7	41	1
9/14/2014	at Tennessee	W	29	167	5.8	22	1
9/28/2014	New Orleans	W	24	149	6.2	28t	2
12/9/2013	at Chicago	L	18	146	8.1	21	0
10/27/2014	Washington	L	19	141	7.4	51	0
11/6/2011	Seattle	W	22	139	6.3	32	0
10/5/2014	Houston	W	31	136	4.4	17	0
11/13/2011	Buffalo	W	20	135	6.8	25	1
12/15/2013	Green Bay	L	18	134	7.4	41	1
9/5/2012	at New York Giants	W	20	131	6.6	48	0
10/19/2014	New York Giants	W	28	128	4.6	21	1
10/27/2016	Jacksonville	W	21	123	5.9	22	1
11/11/2015 *	at Green Bay	L	25	123	4.9	30	1
10/9/2016	at Miami	W	27	121	4.5	14	0
11/23/2014	at New York Giants	W	24	121	5.0	18	0
9/7/2014	San Francisco	L	22	118	5.4	15	1
10/12/2014	at Seattle	W	28	115	4.1	25	1
9/25/2016	Oakland	L	16	114	7.1	36	1
10/19/2015	New York Giants	W	21	112	5.3	21	1
10/23/2016	Indianapolis	L	25	107	4.3	14	1
9/21/2014	at St. Louis	W	24	100	4.2	44	1
11/9/2014	at Jacksonville	W	19	100	5.3	23	0
12/28/2014	at Washington	W	20	100	5.0	32	1

* Playoff game





TITANS TIGHT ENDS

No.	Name	Ht	Wt	Exp	College
88	Amaro, Jace	6-5	265	3	Texas Tech
80	Fasano, Anthony	6-4	255	11	Notre Dame
89	Supernaw, Phillip	6-5	248	3	Ouachita Baptist
82	Walker, Delanie	6-2	248	11	Central Missouri

#80 • TE ANTHONY FASANO

[CLICK FOR COMPLETE BIO \(PDF\)](#)



Tight end **Anthony Fasano** (6-4, 255) is in his 11th NFL season and his second campaign with the Titans. He was signed by the Titans as an unrestricted free agent on March 24, 2015.

Fasano played in all 16 games in 2015 and started 11 times. He caught 26 passes for 289 yards and a pair of touchdowns.

In 2014, Fasano appeared in 15 games (13 starts) for the Kansas City Chiefs. He tallied 25 receptions for 226 yards and four touchdowns.

Originally a second-round draft choice by the Dallas Cowboys in 2006, Fasano spent two seasons in Dallas before he was traded to the Miami Dolphins. In 2013, he left the Dolphins to join the Chiefs.

The veteran tight end has long been considered one of the NFL's top blockers at his position. But he also poses a threat to defenses as a receiver, as evidenced by his 253 career catches for 2,799 yards in his first nine seasons in the league, including 31 touchdown grabs.

Fasano has helped block for four different 1,000-yard rushers during his career: **Julius Jones** (Dallas, 2006), **Ricky Williams** (Miami, 2009), **Reggie Bush** (Miami, 2011) and **Jamaal Charles** (Kansas City, 2013-14).

After a five-year career with the Dolphins, Fasano ranked third among tight ends in team history in receptions (177) and receiving yards (2,104). He tied for second in franchise annals in touchdown receptions by a tight end (23).

Fasano played three seasons (2003–2005) at Notre Dame, where he registered 34 games played and 24 starts. He posted 92 career receptions for 1,112 yards (12.9 avg.) and eight touchdowns, and at the time of his departure, he ranked second among tight ends on the school's all-time list for both receptions and receiving yards.

A native of Verona, N.J., Fasano speaks Italian and Spanish fluently.

2016 Highlights:

- **At Detroit (9/18)**, started and caught one pass for one yard in his 150th career game.
- **At Miami (10/9)**, started and caught one pass for 10 yards.
- **Against Cleveland (10/16)**, recorded what would prove to be the game-winning touchdown in the fourth quarter. He scored on a 15-yard pass from Marcus Mariota to notch his 34th career touchdown catch and his first of 2016.
- **Against Indianapolis (10/23)**, posted one reception for 10 yards and drew two defensive pass interference penalties during a touchdown drive in the second half.
- **At San Diego (11/6)**, started and caught one pass for nine yards.

Fasano's Career Regular Season Statistics:

Year	Team	GP	GS	Rec	Yds	Avg	Lg	TD
2006	Dal	16	5	14	126	9.0	22	0
2007	Dal	16	6	14	143	10.2	26t	1
2008	Mia	16	16	34	454	13.4	24	7
2009	Mia	14	14	31	339	10.9	27	2
2010	Mia	15	15	39	528	13.5	31	4
2011	Mia	15	15	32	451	14.1	35t	5
2012	Mia	16	16	41	332	8.1	22	5
2013	KC	9	9	23	200	8.7	20	3
2014	KC	15	13	25	226	9.0	22	4
2015	Ten	16	11	26	289	11.1	33	2
2016	Ten	9	4	5	45	9.0	15t	1
Totals		157	124	284	3,133	11.0	35t	34

Fasano's Regular Season Single-Game Highs:

- Receptions** - 8 vs. N.Y. Jets (9/7/08)
- Receiving Yards** - 107 vs. Tennessee (11/14/10)
- Longest Reception** - 35t at Kansas City (11/6/11)
- Touchdowns** - 2 (Twice, last at Kansas City, 11/6/11)

#88 • TE JACE AMARO

[CLICK FOR COMPLETE BIO \(PDF\)](#)



Tight end **Jace Amaro** (6-5, 265) is in his third NFL season and his first campaign with the Titans. He was claimed by the Titans off waivers from the New York Jets on Sept. 4, 2016.

Amaro spent his first two NFL seasons with the Jets. He played in 14 games with four starts as a rookie but spent his entire second season on injured reserve with a shoulder injury.

As a rookie in 2014, he was the second-leading receiver on the Jets with 38 receptions for 345 yards and two touchdowns. His 38 receptions and 345 yards led all NFL rookie tight ends. He also became just one of four franchise tight ends to record 10 receptions in a game, notching 10 grabs against Denver on Oct. 12, 2014.

The Plano, Texas, native was a second-round selection (49th overall) by the Jets in the 2014 NFL Draft from Texas Tech. For the Red Raiders, he played in 32 games and totaled 136 receptions for 1,818 yards and 13 touchdowns. In his final season, as a junior, he earned All-America honors after setting an NCAA record for receptions in a season by a tight end with 106.

2016 Highlights:

- **Against Oakland (9/25)**, made his debut with the Titans and totaled three receptions for a team-high 59 yards. His receiving yardage total ranked second in his career (68 vs. Denver on Oct. 12, 2014). He keyed a third-quarter touchdown drive by converting a third-and-three with a 26-yard catch, tallying the second-longest reception of his career (43 vs. Chicago on Sept. 22, 2014).

Amaro's Career Regular Season Statistics:

Year	Team	GP	GS	Rec	Yds	Avg	Lg	TD
2014	NYJ	14	4	38	345	9.1	43	2
2015	NYJ	0	0	Injured Reserve				
2016	Ten	2	0	3	59	19.7	26	0
Totals		16	4	41	404	9.9	43	2

Amaro's Regular Season Single-Game Highs:

- Receptions** - 10 vs. Denver (10/12/14)
- Receiving Yards** - 68 vs. Denver (10/12/14)
- Longest Reception** - 43 vs. Chicago (9/22/14)
- Touchdowns** - 1 (Twice, last vs. Pittsburgh, 11/9/14)

TD CATCHES BY TIGHT ENDS SINCE 2006

Since entering the NFL in 2006, **Anthony Fasano** has been among the league-leading tight ends in touchdown receptions.

Most touchdown reception by tight ends, 2006–present:

Player	TD Receptions
1. Antonio Gates	83
2. Rob Gronkowski	68
3. Vernon Davis	56
4. Tony Gonzalez	55
5. Jimmy Graham	54
6. Greg Olsen	52
7. Jason Witten	49
8. Dallas Clark	43
9. Heath Miller	39
10. Owen Daniels	36
11. Anthony Fasano	34
Benjamin Watson	34

#82 • TE DELANIE WALKER

[CLICK FOR COMPLETE BIO \(PDF\)](#)



Tight end **Delanie Walker** (6-0, 248) is in his 11th NFL season and his fourth campaign with the Titans in 2015. He was signed as an unrestricted free agent on March 14, 2013 after spending the first seven years of his career with the San Francisco 49ers.

In Walker's time with the Titans, he arguably put together the best three-year stretch in franchise history by a tight end. From 2013–2015, he totaled 217 receptions for 2,549 yards and 16 touchdowns. His reception and yardage totals are a franchise high for a tight end in any consecutive three-year period.

In 2015, Walker set new team records among tight ends with 94 receptions and 1,088 receiving yards, and he caught six touchdown passes for the second time in three years (2013). He broke his own receiving yardage record (890 in 2014) and **Frank Wycheck's** reception record (70 in 1998 and 2000) for franchise tight ends. On the team's all-time single-season receptions list, regardless of position, Walker tied wide receiver **Kendall Wright** (94 receptions in 2013) for the fifth-highest total. Walker's 94 receptions tied **Jason Witten** (94 catches in 2009 and 2010) for the 10th–highest total in NFL history by a tight end.

In 2014, Walker's team-leading 890 receiving yards set a then-career high and set a new standard among Titans/Oilers tight ends, eclipsing Wycheck's 768 receiving yards in 1998. Walker's 63 receptions in 2014 at the time also led the team, set a career high, and tied for fourth in team annals.

Appearing in 15 games with 11 starts in 2013, he totaled 60 receptions for 571 yards and six touchdowns. He set then-career highs in all three categories. Also, he became the only tight end in franchise history other than Wycheck to reach 60 receptions in a single season. Wycheck accomplished the feat five times from 1997 through 2001, including 70 receptions in both 1998 and 2000 to establish the record for Titans/Oilers tight ends. Walker's six touchdown receptions tied for fourth place in franchise history among tight ends and were the most since Wycheck's six in 1996.

Prior to his arrival in Tennessee, the former sixth-round pick appeared in 99 career regular-season games with the 49ers (40 starts) and totaled 123 receptions for 1,465 yards (11.9 avg.) and eight touchdowns. A regular contributor on special teams, Walker posted 61 special teams tackles as well as 31 kickoff returns for 528 yards during his time in San Francisco.

In 2012, Walker played an integral role in the 49ers' second consecutive playoff season, as he teamed with Vernon Davis to form one of the NFL's top tight-end duos. He saw action in all 16 regular-season games (four starts) and set a career high with 344 yards and three touchdowns (matched career high) on 21 receptions. His average of 16.4 yards per catch was the highest among all NFL tight ends with 20 or more catches.

During the 2012 playoffs, he appeared in all three games and started in Super Bowl XLVII. In the Super Bowl, he recorded three receptions for 48 yards.

Walker was a sixth-round pick in the 2006 NFL Draft. As a rookie, he appeared in only seven games with one start. Then, in 2007, he played in all 16 contests and set a career high with 10 starts. It began a string of six seasons (2007-12) during which he missed a total of four games. In 2010, he set his career high with 29 receptions.

A native of Pamona, Calif., Walker spent two seasons (2002-03) at Mt. San Antonio (Calif.) Community College before joining the University of Central Missouri Mules for his final two collegiate campaigns (2004-05). As a wide receiver at Central Missouri, he caught 113 passes for 1,347 yards in 20 games. The 49ers selected him with the 175th overall pick in the 2006 NFL Draft.

2016 Highlights:

- **Against Minnesota (9/11)**, caught three passes for 42 yards, including a 26-yard catch.
- **At Detroit (9/18)**, reached the end zone on a 30-yard pass from Marcus Mariota. It was Walker's 25th career touchdown reception (first of 2016) and his 17th as a member of the Titans. He tied Dave Casper for fourth place on franchise's touchdown receptions list among tight ends.
- **Against Oakland (9/25)**, he was inactive with a hamstring injury.
- **At Houston (10/2)**, posted two receptions for 34 yards. With a 24-yard reception in the first quarter, he recorded the 350th reception of his career. He became the 10th active NFL tight end to reach the mark.
- **At Miami (10/9)**, led the Titans with five receptions for 66 yards. He caught a 29-yard pass in the first quarter and added a 20-yard touchdown reception in the second quarter. It marked his 18th touchdown in a Titans uniform, which moved him past Dave Casper (17) for fourth in franchise history among tight ends.
- **Against Cleveland (10/16)**, recorded a 21-yard reception to kickstart a touchdown drive in the fourth quarter.
- **Against Indianapolis (10/23)**, led the team with seven receptions for 84 yards and a touchdown in his 150th career regular season game. He scored on a seven-yard pass from Marcus Mariota. The touchdown was Walker's 19th touchdown reception as a member of the Titans, which put him in a tie with Willard Dewveall and Bob McLeod for second place in franchise history among all tight ends.
- **Against Jacksonville (10/27)**, tied for the team lead with four receptions for 75 yards. In the third quarter, he recorded a 47-yard catch to help set up a touchdown.
- **At San Diego (11/6)**, posted five receptions for 42 yards and a touchdown. His eight-yard touchdown reception in the fourth quarter was his fourth of the season and the 28th of his career, including 20 touchdown catches in a Titans uniform. He broke a tie with Willard Dewveall and Bob McLeod (19) for the second-highest touchdown reception total in franchise history among tight ends, trailing only Frank Wycheck (27).

Walker's Career Regular Season Statistics:

Year	Team	GP	GS	Rec	Yds	Avg	Lg	TD
2006	SF	7	1	2	30	15.0	29	0
2007	SF	16	10	21	174	8.3	26	1
2008	SF	15	2	10	155	15.5	53	1
2009	SF	16	8	21	233	11.1	39	0
2010	SF	14	8	29	331	11.4	38	0
2011	SF	15	7	19	198	10.4	29t	3
2012	SF	16	4	21	344	16.4	45	3
2013	Ten	15	11	60	571	9.5	33	6
2014	Ten	15	14	63	890	14.1	68	4
2015	Ten	15	10	94	1,088	11.6	61t	6
2016	Ten	8	6	33	447	13.5	47	4
Totals		152	81	373	4,461	12.0	68	28

Walker's Regular Season Single-Game Highs:

- Receptions** - 10 (Twice, last vs. Dallas 9/14/14)
- Receiving Yards** - 155 at Philadelphia (11/23/14)
- Long Reception** - 68 at Philadelphia (11/23/14)
- Touchdowns** - 2 (Twice, last at New England 12/20/15)



CAREER RECEPTIONS BY FRANCHISE TEs

In 2015, **Delanie Walker** vaulted into third-place on the team's all-time receptions list among tight ends.

Walker, who was signed as an unrestricted free agent in 2013, trails only former tight ends **Frank Wycheck** (482) and **Bo Scaife** (251) on the club's tight ends list.

Most career receptions by a tight end in franchise history:

Player	Seasons	Rec	Yds	Avg	Lg	TD
1. Frank Wycheck	1995-2003	482	4,958	10.3	42	27
2. Bo Scaife	2005-2010	251	2,383	9.5	44	12
3. Delanie Walker	2013-2016	250	2,996	12.0	68	20
4. Alvin Reed	1967-1972	199	2,818	14.2	60	11
5. Erron Kinney	2000-2005	178	1,750	9.8	31	10
6. Willard Dewveall	1961-1964	141	2,080	14.8	98t	19
7. Mike Barber	1976-1981	140	1,886	13.5	79t	13
8. Jared Cook	2009-2012	131	1,717	13.1	80t	8
9. Bob McLeod	1961-1966	126	1,926	15.3	55	19
10. Jamie Williams	1984-1988	121	1,420	11.7	33	8

SEASON REC YARDS BY FRANCHISE TEs

With 1,088 receiving yards in 2015, **Delanie Walker** broke his own single-season franchise record for receiving yards by a tight end, topping his 2014 total of 890 yards. Prior to 2014, **Frank Wycheck** held the mark with 768 receiving yards in 1998.

Most single-season receiving yards by Titans/Oilers tight ends:

Player	Season	Rec	Yards	Avg	Lg	TD
1. Delanie Walker	2015	94	1,088	11.6	61t	6
2. Delanie Walker	2014	63	890	14.1	68	4
3. Frank Wycheck	1998	70	768	11.0	38	2
4. Jared Cook	2011	49	759	15.5	80t	3
5. Willard Dewveall	1963	58	752	13.0	35	7
6. Frank Wycheck	1997	63	748	11.9	42	4
7. Alvin Reed	1968	46	747	16.2	60	5
8. Mike Barber	1980	59	712	12.1	79t	5
9. Frank Wycheck	2001	60	672	11.2	30	4
10. Alvin Reed	1969	51	664	13.0	43t	2

SEASON RECEPTIONS BY FRANCHISE TEs

At the New York Jets on Dec. 13, 2015, **Delanie Walker** set a new standard for franchise tight ends. On his 71st reception of the season, he broke **Frank Wycheck's** franchise record for the most receptions in a season by a tight end. Walker eventually finished the season with 94 receptions.

Walker owns three of the top eight seasons in team annals in terms of receptions by a tight end.

Most single-season receptions by Titans/Oilers tight ends:

Player	Season	Rec	Yards	Avg	Lg	TD
1. Delanie Walker	2015	94	1,088	11.6	61t	6
2. Frank Wycheck	1998	70	768	11.0	38	2
Frank Wycheck	2000	70	636	9.1	26	4
4. Frank Wycheck	1999	69	641	9.3	35	2
5. Delanie Walker	2014	63	890	14.1	68	4
Frank Wycheck	1997	63	748	11.9	42	4
7. Frank Wycheck	2001	60	672	11.2	30	4
Delanie Walker	2013	60	571	9.5	33	6
9. Mike Barber	1980	59	712	12.1	79t	5
10. Willard Dewveall	1963	58	752	13.0	35	7
Bo Scaife	2008	58	561	9.7	44	2

RECEPTIONS IN A SEASON, TEAM HISTORY

Delanie Walker's 94 receptions in 2015 tied wide receiver **Kendall Wright** (94 receptions in 2013) for the fifth-highest total in franchise history. The only players with more were **Charlie Hennigan** (101 in 1964), **Haywood Jeffires** (100 in 1991) and **Derrick Mason** (96 in 2004 and 95 in 2003).

Most single-season receptions by a Titans/Oilers player:

Player	Season	Rec	Yards	Avg	Lg	TD
1. Charlie Hennigan	1964	101	1,546	15.3	53	8
2. Haywood Jeffires	1991	100	1,181	11.8	44	7
3. Derrick Mason	2004	96	1,168	12.2	37t	7
4. Derrick Mason	2003	95	1,303	13.7	50t	8
5. Delanie Walker	2015	94	1,088	11.6	61t	6
Kendall Wright	2013	94	1,079	11.5	45	2
7. Drew Hill	1991	90	1,109	12.3	61t	4
Haywood Jeffires	1992	90	913	10.1	47	9
9. Tim Smith	1983	83	1,176	14.2	47t	6
10. Curtis Duncan	1992	82	954	11.6	72	1
Charley Hennigan	1961	82	1,746	21.3	80	12

TIGHT END RECEIVING YARDS, 2014-16

Delanie Walker ranks among the NFL's top receiving tight ends since the beginning of the 2014 season. In that time period, **Rob Gronkowski** and **Greg Olsen** are the only tight ends with more receiving yards than Walker.

Most receiving yards among tight ends, 2014-2016:

Tight End	Receptions	Rec Yards
1. Greg Olsen	206	2,785
2. Rob Gronkowski	176	2,784
3. Delanie Walker	190	2,425
4. Travis Kelce	178	2,172
5. Jimmy Graham	163	1,936
6. Jason Witten	179	1,840
7. Jordan Reed	179	1,832
8. Zach Ertz	156	1,802
9. Martellus Bennett	174	1,757
10. Antonio Gates	151	1,678

RECEPTIONS OF 25+ YARDS

Since the start of the 2014 campaign, **Delanie Walker** ranks second in the NFL among tight ends in receptions of 25 yards or longer. Only New England's **Rob Gronkowski** has more.

Tight ends with the most receptions of 25 yards or longer, 2014-2016:

Tight End	Total Receptions	Receptions of 25+ Yards
1. Rob Gronkowski	176	36
2. Delanie Walker	190	22
3. Greg Olsen	206	18
4. Coby Fleener	133	15
Travis Kelce	178	15
6. Gary Barnidge	128	14
7. Jimmy Graham	163	12
Jordan Reed	179	12
9. Charles Clay	135	11
10. (five tied)		10

SINGLE-SEASON RECEPTIONS BY NFL TEs

In 2015, Titans tight end **Delanie Walker** set a new standard for franchise tight ends, accumulating 94 receptions.

Additionally, Walker became the ninth tight end in NFL history to reach 90 catches in a season. Previously, eight tight ends in history produced 16 total 90-catch seasons. **Tony Gonzalez** (five), **Jason Witten** (four) and **Todd Christensen** (two) all have multiple 90-reception campaigns. **Dallas Clark**, **Jimmy Graham**, **Ben Coates**, **Martellus Bennett** and **Rob Gronkowski** are the others to reach the mark.

Walker's 94 catches in a season put him in a tie for the 10th-most in NFL history, equaling Witten's 2009 and 2010 numbers.

Most single-season receptions by a tight end in NFL history:

Player	Year/Team	Rec	Yds	Avg	Lg	TD
1. Jason Witten	2012 Dal	110	1,039	9.4	36	3
2. Tony Gonzalez	2004 KC	102	1,258	12.3	32	7
3. Dallas Clark	2009 Ind	100	1,106	11.1	80t	10
4. Tony Gonzalez	2007 KC	99	1,172	11.8	31	5
Jimmy Graham	2011 NO	99	1,310	13.2	59	11
6. Ben Coates	1994 NE	96	1,174	12.2	62t	7
Tony Gonzalez	2008 KC	96	1,058	11.0	35	10
Jason Witten	2007 Dal	96	1,145	11.9	53	7
9. Todd Christensen	1986 LA Raiders	95	1,153	12.1	35	8
10. Delanie Walker	2015 Ten	94	1,088	11.6	61t	6
Jason Witten	2009 Dal	94	1,030	11.0	69	2
Jason Witten	2010 Dal	94	1,002	10.7	33	9
13. Tony Gonzalez	2000 KC	93	1,203	12.9	39	9
Tony Gonzalez	2012 Atl	93	930	10.0	25	8
15. Todd Christensen	1983 LA Raiders	92	1,247	13.6	45	12
16. Martellus Bennett	2014 Chi	90	916	10.2	37	6
Rob Gronkowski	2011 NE	90	1,327	14.7	52t	17

RECEPTIONS BY NFL TIGHT ENDS IN 2015

In 2015, **Delanie Walker** ranks first in receptions among all NFL tight ends.

Most receptions among NFL tight ends in 2015:

Tight End	Team	Receptions
1. Delanie Walker	Ten	94
2. Jordan Reed	Was	87
3. Gary Barnidge	Cle	79
4. Greg Olsen	Car	77
Jason Witten	Dal	77
6. Zach Ertz	Phi	75
7. Benjamin Watson	NO	74
8. Rob Gronkowski	NE	72
Travis Kelce	KC	72
10. Heath Miller	Pit	60



TD RECEPTIONS BY FRANCHISE TIGHT ENDS

In 2015, **Delanie Walker** matched his career high for receiving touchdowns in a season, equaling the six touchdown receptions he had in 2013.

Walker's six touchdown receptions in 2013 were the most by a Titans tight end since **Frank Wycheck's** career-high six touchdown catches in 1996 and put him in a tie for fourth in franchise history for tight ends in a single season.

Most single-season touchdown receptions by a tight end in franchise history (1960–present):

Tight End	Year	Touchdown Receptions
1. Dave Casper	1981	8
Willie Frazier	1965	8
3. Willard Dewveall	1963	7
4. Delanie Walker	2015	6
Delanie Walker	2013	6
Frank Wycheck	1996	6
Dave Casper	1982	6
Bob McLeod	1962	6
9. Mike Barber	1980	5
Rich Caster	1978	5
Alvin Reed	1968	5
Bob McLeod	1963	5
Willard Dewveall	1962	5

TWO-YEAR YARDAGE TOTALS BY TEAM TEs

Delanie Walker's receiving yardage total from 2014–2015 was the highest two-year total in franchise history by a tight end. Walker topped **Frank Wycheck's** stretch from 1997–1998, when he accumulated 1,516 receiving yards.

Walker's total of 1,461 yards from 2013–2014 ranks as the third-best two-year total in team annals at his position.

Most receiving yards in a two-year span by Titans/Oilers tight ends:

Tight End	Seasons	Two-Year Rec Yards Total
1. Delanie Walker	2014-15	1,978
2. Frank Wycheck	1997-98	1,516
3. Delanie Walker	2013-14	1,461
4. Alvin Reed	1968-69	1,411
5. Frank Wycheck	1998-99	1,409
6. Willard Dewveall	1962-63	1,328
7. Frank Wycheck	2000-01	1,308
8. Willard Dewveall	1963-64	1,304
9. Jared Cook	2011-12	1,282
10. Frank Wycheck	1999-00	1,277

BIG-PLAY TIGHT ENDS, 2013–2015

No tight end in the NFL has as many receptions of 50-plus yards as **Delanie Walker** over the last three seasons. His four 50-yard catches are more than **Rob Gronkowski**, **Vernon Davis** and **Jordan Cameron**, who each have three in that timespan.

In 2015, Walker posted a 57-yard touchdown reception at New England (Dec. 20) and a 61-yard touchdown at New Orleans (Nov. 8). His other 50-yard receptions in the last three seasons include a 61-yard touchdown against Dallas on Sept. 14, 2014 and a 68-yard reception at Philadelphia on Nov. 23, 2014.

Tight ends with the most 50-yard receptions from 2013–2015:

Tight End	Team(s)	Receptions of 50 Yards or More
1. Delanie Walker	Tennessee	4
2. Rob Gronkowski	New England	3
Vernon Davis	San Francisco/Denver	3
Jordan Cameron	Cleveland/Miami	3
5. Jimmy Graham	New Orleans/Seattle	2
Coby Fleener	Indianapolis Colts	2

SINGLE-GAME RECEIVING YARDS BY TEs

At Philadelphia on Nov. 23, 2014, **Delanie Walker** caught five passes for 155 yards. His yardage total set a new single-game career high, and the total also qualified as the second-highest in franchise history by a tight end. The only tight end with more receiving yards in a game for the franchise was **Jared Cook**, who had 169 yards against Jacksonville on Dec. 24, 2011.

Earlier in the 2014 season, Walker posted 142 receiving yards against the Dallas Cowboys (Sept. 14), a total that ranks fourth in team annals.

Most receiving yards in a game by a tight end, franchise history:

Player	Date	Opp	Rec	Yds	Avg	TD
1. Jared Cook	12/24/11	Jax	8	169	21.1	1
2. Delanie Walker	11/23/14	Phi	5	155	31.0	0
3. Dave Casper	11/30/80	Cle	7	150	21.4	1
4. Delanie Walker	09/14/14	Dal	10	142	14.2	1
5. Dave Casper	12/20/81	Pit	6	139	23.2	3
6. Willard Dewveall	11/25/62	SD	3	139	46.3	2
7. Willard Dewveall	12/22/63	Oak	7	137	19.6	2
8. Alvin Reed	10/27/68	Buf	4	132	33.0	2
9. Alvin Reed	09/29/68	Oak	8	122	15.3	0
10. Dave Casper	12/21/80	Min	7	120	17.1	1

RECEIVING YARDS BY TIGHT ENDS IN 2014

Titans tight end **Delanie Walker** ranked fourth among all NFL tight ends in 2014 in receiving yards. His receiving average (14.1) was the second-highest among all qualifying tight ends, trailing only **Coby Fleener** (15.2).

Most receiving yards among NFL tight ends in 2014:

Player	Team	Rec	Yards	Avg	Lg	TD
1. Rob Gronkowski	NE	82	1,124	13.7	46t	12
2. Greg Olsen	Car	84	1,008	12.0	38	6
3. Martellus Bennett	Chi	90	916	10.2	37	6
4. Delanie Walker	Ten	63	890	14.1	68	4
5. Jimmy Graham	NO	85	889	10.5	29	10
6. Travis Kelce	KC	67	862	12.9	34	5
7. Antonio Gates	SD	69	821	11.9	34	12
8. Coby Fleener	Ind	51	774	15.2	73t	8
9. Heath Miller	Pit	66	761	11.5	49	3
10. Jason Witten	Dal	64	703	11.0	34	5



RECEPTIONS BY TIGHT ENDS IN 2013

Titans tight end **Delanie Walker** ranked fifth in the AFC and 10th in the NFL among tight ends with 60 receptions in 2013.

Most receptions by NFL tight ends in 2013:

Tight End	Team	Receptions
1. Jimmy Graham	New Orleans	86
2. Tony Gonzalez	Atlanta	83
3. Jordan Cameron	Cleveland	80
4. Antonio Gates	San Diego	77
5. Greg Olsen	Carolina	73
Jason Witten	Dallas	73
7. Charles Clay	Miami	69
8. Martellus Bennett	Chicago	65
Julius Thomas	Denver	65
10. Delanie Walker	Tennessee	60

WALKER'S CAREER 100-YARD RECEIVING GAMES

Delanie Walker's career 100-yard games:

Date	Opp	No.	Yds.	Avg.	Lg	TD
11/23/14	at Philadelphia	5	155	31.0	68	0
9/14/14	Dallas	10	142	14.2	61t	1
11/19/15	at Jacksonville	8	109	13.6	29	0

MORE TITANS TIGHT ENDS

89 - TE PHILLIP SUPERNAW

➤ **Phillip Supernaw** (6-5, 248), was signed by the Titans as a free agent on June 2, 2015.

➤ In 2015, his first season with the Titans, he played in 16 games for the first time in his career. In addition to three receptions for 32 yards, he also became one of the team's core special teams performers. He ranked second on the squad with 14 special teams tackles.

➤ Supernaw was originally signed as a rookie free agent by the Houston Texans following the 2012 NFL Draft. He spent parts of his first two seasons with the Texans before splitting time with the Baltimore Ravens and Kansas City Chiefs during the 2014 campaign. He totaled three receptions for 30 yards in 2014.

➤ Born in Nashville and raised in Katy, Texas, his father is country music singer Doug Supernaw.

➤ Supernaw was a four-year starter at Ouachita Baptist and saw action in 40 career games with 36 starts. He tallied 64 career receptions for 710 yards and 10 touchdowns for the Tigers.

2016 Highlights:

➤ **At Detroit (9/18)**, caught a seven-yard pass during the game-winning drive in the fourth quarter.

➤ **Against Oakland (9/25)**, recorded his third career start.

➤ **Against Cleveland (10/16)**, tied his career high with two receptions for 25 yards.

➤ **Against Jacksonville (10/27)**, started and recorded a 30-yard reception to help set up a touchdown in the second quarter.



TITANS WIDE RECEIVERS

No.	Name	Ht	Wt	Exp	College
83	Douglas, Harry	6-0	183	9	Louisville
87	Mariani, Marc	6-1	190	7	Montana
18	Matthews, Rishard	6-0	217	5	Nevada
10	McBride, Tre	6-0	210	2	William & Mary
19	Sharpe, Tajae	6-2	194	R	Massachusetts
13	Wright, Kendall	5-10	191	5	Baylor

#83 • WR HARRY DOUGLAS

[CLICK FOR COMPLETE BIO \(PDF\)](#)

Harry Douglas (6-0, 183) is in his ninth NFL season and his second campaign with the Titans in 2016. The veteran wide receiver was signed as an unrestricted free agent on March 12, 2015.

Douglas appeared in 14 games with 12 starts in his first season in Tennessee. He tied for second on the team with 36 receptions and ranked third on the squad with 411 receiving yards. He posted two touchdown receptions for the third consecutive year.

Douglas spent the first seven seasons (2008–2014) of his career as a member of the Atlanta Falcons after being selected in the third round of the 2008 NFL Draft. During his time in Atlanta, he amassed 258 receptions for 3,130 yards with eight touchdowns as a key member of a passing attack that also featured wide receivers **Julio Jones** and **Roddy White**.

In 2014, Douglas appeared in 12 games (six starts) and notched 51 catches for 556 yards and a pair of touchdowns.

Douglas enjoyed his greatest statistical success in 2013 while starting in place of an injured Jones. In 16 games, he posted career highs with 85 receptions for 1,067 yards and two touchdowns.

A native of Jonesboro, Ga., Douglas graduated from the University of Louisville. At the time of his departure, he ranked second in team annals with 2,924 receiving yards, while his 173 receptions ranked fifth on the school's all-time record list.

2016 Highlights:

- **Against Minnesota (9/11)**, recorded two catches for 21 yards.
- **Against Oakland (9/25)**, recorded two catches for 20 yards.
- **At San Diego (11/6)**, recorded two catches for 48 yards, including a 27-yard reception in the fourth quarter. Both of his receptions helped set up touchdowns. On his second catch, he reached 300 career receptions.

Douglas' Career Regular Season Statistics:

Year	Team	GP	GS	Rec	Yds	Avg	Lg	TD
2008	Atl	16	0	23	320	13.9	69	1
2009	Atl	0	0	Injured Reserve				
2010	Atl	16	4	22	294	13.4	46	1
2011	Atl	16	4	39	498	12.8	49	1
2012	Atl	15	1	38	395	10.4	37	1
2013	Atl	16	11	85	1,067	12.6	80t	2
2014	Atl	12	6	51	556	10.9	41	2
2015	Ten	14	12	36	411	11.4	51	2
2016	Ten	4	0	6	89	14.8	27	0
Totals		109	38	300	3,630	12.1	80t	10

Douglas' Regular Season Single-Game Highs:

- Receptions** - 12 at Arizona (10/27/13)
- Receiving Yards** - 149 vs. Tampa Bay (10/20/13)
- Long Reception** - 80t at Tampa Bay (11/17/13)
- Receiving Touchdowns** - 1 (10 times, last vs. Oakland, 11/29/15)



#18 • WR RISHARD MATTHEWS

[CLICK FOR COMPLETE BIO \(PDF\)](#)



Wide receiver **Rishard Matthews** (6-0, 217) is in his fifth NFL season and his first campaign with the Titans. He was signed by the Titans as an unrestricted free agent on March 11, 2016.

Matthews spent his first four NFL campaigns with the Miami Dolphins after being drafted by the team in the seventh round of the 2012 NFL Draft. With the Dolphins, he totaled 107 receptions for 1,396 yards and eight touchdowns in 49 games (17 starts).

In 2015, Matthews established career highs with 43 catches, 662 receiving yards and four touchdown receptions despite playing in just 11 games. His career-best campaign was cut short due to a rib injury. Through the first 11 weeks of the NFL season, his 15.4-yard receiving average ranked seventh in the league.

A native of Santa Ana, Calif., Matthews was a two-year starter at the University of Nevada, where he totaled 147 receptions for 2,243 yards and 13 touchdowns. He also returned 48 punts for 551 yards and two scores.

2016 Highlights:

- **Against Minnesota (9/11)**, in his regular season Titans debut, posted three receptions for 26 yards.
- **At Detroit (9/18)**, posted four receptions for 40 yards, including a 20-yard catch.
- **Against Oakland (9/25)**, caught three passes for 32 yards.
- **At Houston (10/2)**, led the team with 82 receiving yards on two receptions. In the second quarter, he recorded a 60-yard reception on a pass from Marcus Mariota, marking the longest catch of his career (53 vs. Houston on Oct. 25, 2015).
- **At Miami (10/9)**, notched four receptions for 32 yards in the win, including a four-yard touchdown catch in the fourth quarter. The touchdown was the ninth of his career and his first as a member of the Titans.
- **Against Cleveland (10/16)**, finished the game with three receptions for 70 yards. In the first quarter, he scored on an 11-yard pass from Marcus Mariota. It marked Matthews' second touchdown in as many weeks. In the third quarter, he dove to snag a 43-yard pass from Mariota, recording his sixth career reception of at least 40 yards and his second in a three-game span.
- **Against Indianapolis (10/23)**, posted four receptions for 37 yards, including a 20-yard catch in the fourth quarter to convert a third-and-19.
- **Against Jacksonville (10/27)**, posted four receptions for 38 yards. In the third quarter, he caught a four-yard touchdown pass from Marcus Mariota, notching his 11th career touchdown reception.
- **At San Diego (11/6)**, finished second on the team with six receptions for 63 yards, and he matched his career high with two touchdown receptions—both in the second quarter on passes from Marcus Mariota. The first came on a 16-yard pass, and he followed with a seven-yard touchdown catch with 14 seconds remaining in the half. With the scores, which were Matthews' fourth and fifth touchdowns of the season, he set a new career high, topping the four touchdown receptions he registered with the Miami Dolphins in 2015.



Matthews' Career Regular Season Statistics:

Year	Team	GP	GS	Rec	Yds	Avg	Lg	TD
2012	Mia	8	1	11	151	13.7	30	0
2013	Mia	16	5	41	448	10.9	29	2
2014	Mia	14	0	12	135	11.3	23	2
2015	Mia	11	11	43	662	15.4	53t	4
2016	Ten	9	4	33	420	12.7	60	5
Career		58	21	140	1,816	13.0	60	13

Matthews' Regular Season Single-Game Highs:

Receptions - 11 at Tampa Bay (11/11/13)
Receiving Yards - 120 at Tampa Bay (11/11/13)
Long Reception - 60 at Houston (10/2/16)
Touchdowns - 2 (Three times, last at San Diego, 11/6/16)

#19 • WR TAJAE SHARPE

[CLICK FOR COMPLETE BIO \(PDF\)](#)



Wide receiver **Tajae Sharpe** (6-2, 194) is in his rookie season after being selected by the Titans in the fifth round (140th overall) of the 2016 NFL Draft.

In four seasons at the University of Massachusetts (2012-15), Sharpe appeared in 47 career games with 43 starts and finished as the school's all-time leader with 277 receptions and 3,486 receiving yards. He caught at least one pass in every game he played. The two-time All-MAC first-team performer ended his collegiate career ranked third in Minuteman history with 16 touchdowns and sixth with 3,497 all-purpose yards.

As a senior in 2015, Sharpe's 111 catches led the nation. He recorded 1,319 receiving yards and five touchdown catches and was a Walter Camp All-American. During a game against Florida International (Oct. 3), he set a school record with 15 receptions.

Sharpe is a native of Piscataway, N.J.

2016 Highlights:

- **Against Minnesota (9/11)**, totaled seven receptions for 76 yards in his regular season debut. In franchise history, only one rookie—Sid Blanks in 1964—had more receptions in a season opener. On Sept. 12, 1964, Blanks totaled 13 receptions for 131 yards in the season opener at San Diego. Sharpe's 76 receiving yards rank fifth among all franchise rookies in Week 1 debuts, trailing only Blanks, Bill Groman (115 in 1960), Kenny Britt (85 in 2009) and Charlie Hennigan (85 in 1960).
- **At Detroit (9/18)**, caught four passes for 33 yards.
- **Against Oakland (9/25)**, caught three passes for 48 yards.
- **At Houston (10/2)**, posted two receptions for 15 yards.
- **At Miami (10/9)**, caught two passes for 17 yards.
- **Against Cleveland (10/16)**, had one rushing attempt for one yard.
- **Against Indianapolis (10/23)**, posted four receptions for 59 yards.
- **Against Jacksonville (10/27)**, recorded one reception for 11 yards.
- **At San Diego (11/6)**, totaled 58 yards on four receptions. The fifth-round pick's 29-yard reception in the second quarter was the longest catch of his career and helped set up a touchdown on the next play.

Sharpe's 2016/Career Statistics:

Year	GP	GS	Rec	Yds	Avg	Lg	TD
2016	9	5	27	317	11.7	29	0

Sharpe's College Statistics:

Year	Team	GP	GS	Rec	Yds	Avg	Lg	TD
2012	UMass	11	8	20	206	10.3	35	0
2013	UMass	12	11	61	680	11.1	38	4
2014	UMass	12	12	85	1,281	15.1	77t	7
2015	UMass	12	12	111	1,319	11.9	49	5
Career		47	43	277	3,486	12.6	77t	16

Sharpe's Regular Season Single-Game Highs:

Receptions - 7 vs. Minnesota (9/11/16)
Receiving Yards - 76 vs. Minnesota (9/11/16)
Long Reception - 29 at San Diego (11/6/16)
Touchdowns - None



SHARPE'S WEEK 1 DEBUT

Titans rookie wide receiver **Tajae Sharpe** debuted in Week 1 and became the first rookie for the franchise since the 1970 AFL-NFL merger to post seven or more receptions in a Week 1 game. Sharpe, a fifth-round draft pick (140th overall) out of the University of Massachusetts, totaled seven catches for 76 yards against the Vikings.

Among all players selected in the fourth round or later since the 1970 merger, including undrafted players, Sharpe is only the 11th NFL rookie to have five or more receptions in Week 1 of his rookie season. Of the 11 players, the only one with more catches than Sharpe was **Bobby Johnson**, an undrafted wide receiver with the New York Giants who had eight receptions in the 1984 season opener.

Additionally, Sharpe's 76 receiving yards last week rank 10th since 1970 for fourth-round-or-later rookies in Week 1.

Most receptions in Week 1 by NFL rookies selected in the fourth round or later, 1970–2016:

Rookie	Team	Year	Draft Round	Draft Date/Opp	Week 1		
					Rec	Yds	Avg TD
1. Bobby Johnson	NYG	1984	None	9/2 vs. Phi	8	137	17.1 2
2. Tajae Sharpe	Ten	2016	5th	9/11 vs. Min	7	76*	10.9 0
Rashad Greene	Jax	2015	5th	9/13 vs. Car	7	28	4.0 1
Rodney Culver (RB)	Ind	1992	4th	9/6 vs. Cle	7	78	11.1 0
4. Shaun McDonald	StL	2003	4th	9/7 at NYG	6	46	7.7 0
Stanley Pritchett (RB)	Mia	1996	4th	9/1 vs. NE	6	77	12.8 0
Johnny Johnson (RB)	Phx	1990	7th	9/9 at Was	6	99	16.5 0
Ken Johnson (RB)	NYG	1979	11th	9/2 at Phi	6	43	7.2 0
8. Mike Williams	TB	2010	4th	9/12 vs. Cle	5	30	6.0 1
Terry LeCount	SF	1978	4th	9/3 at Cle	5	63	12.6 0
Steve Largent	Sea	1976	4th	9/12 vs. StL	5	86	17.2 0

* Sharpe's 76 receiving yards rank 10th

#13 • WR KENDALL WRIGHT

[CLICK FOR COMPLETE BIO \(PDF\)](#)

Wide receiver **Kendall Wright** (5-10, 191) is in his fifth NFL season. He was selected by the Titans with the 20th overall pick in the first round of the 2012 NFL Draft.

For his first four seasons, Wright's reception total set a new benchmark for the franchise. His 251 receptions from 2012–2015 are more than any other player in his first four seasons with the team, topping the previous record holder, **Drew Hill**, who had 250 catches from 1985–1987.

Injuries limited Wright to 10 games and nine starts in 2015. He was inactive for six out of the last nine contests, dealing with knee and rib injuries. His statistics for the season included 36 receptions for 408 yards and three touchdowns.

Wright's 57 receptions and 715 receiving yards ranked second on the team in 2014, and his six touchdown catches led the squad and set a new career high.

In 2013, Wright had 94 catches and 1,079 receiving yards and scored a pair of touchdowns. He ranked fifth in the AFC and seventh in the NFL in receptions, and he became the first player in franchise history to lead the team in receptions in each of his first two NFL campaigns.

His 2013 reception total also ranked fifth in franchise history for a single season, behind only **Charlie Hennigan's** 101 receptions in 1964, **Haywood Jeffires'** 100 receptions in 1991, **Derrick Mason's** 96 receptions in 2004 and Mason's 95 catches in 2003. Wright's 1,079 receiving yards were the most by a Titans player since 2004, when **Drew Bennett** (1,247) and Mason (1,168) each finished with more than 1,100

In his first NFL season, he saw action in 15 games (five starts) and made a significant impact. His 64 receptions led the Titans and tied Jacksonville receiver **Justin Blackmon's** total for the high among NFL rookies. Wright's 626 receiving yards ranked second on the team and fifth among all rookies, and his four receiving touchdowns tied for first on the team. He posted at least one reception in every game he played and recorded two or more receptions 13 times.

Wright became the first Titans/Oilers rookie to lead the team in receptions since **Bill Groman** during the franchise's inaugural season of 1960. Only Groman, who posted 72 receptions in his first pro season, has recorded more receptions as a rookie in club annals.

Wright concluded his career at Baylor University as the most decorated and accomplished receiver in school history. He owns virtually every significant receiving record for the program, totaling 302 receptions for 4,004 yards and 30 touchdowns. He never missed a game in his four years with the Bears and recorded at least one reception in every contest.

As a senior in 2011, Wright set Baylor single-season records in receptions (108), receiving yards (1,663), receiving touchdowns (14), 100-yard games (nine), all-purpose yards (1,772) and consecutive games with a reception (tied own record with 13). He landed on numerous All-American lists and was a Biletnikoff Award semi-finalist. Additionally, he was the primary target for Robert Griffin III, who won the Heisman Trophy.

Wright is a native of Mount Pleasant, Texas.

2016 Highlights:

- **Against Minnesota (9/11), at Detroit (9/18) and against Oakland (9/25)**, did not play due to a hamstring injury he suffered during training camp.
- **At Houston (10/2)**, returned from a hamstring injury to play for the first time in 2016. He caught two passes for 14 yards in his return at Houston, and with a three-yard catch in the second quarter, he passed former tight end Bo Scaife (251 career receptions) for 13th place on the team's all-time receptions list.
- **At Miami (10/9)**, caught one pass for nine yards.
- **Against Cleveland (10/16)**, led the Titans with eight receptions for 133 yards, reaching the 100-yard mark for the fifth time in his career. His yardage total ranked second in his career (150 vs. Arizona on Dec. 15, 2013), and the game marked the fifth time in his career he posted eight or more receptions. In the first half alone, Wright had five receptions for 105 yards and a touchdown, recording 100 or more yards in the first half for the first time in his career. In the second quarter, he caught a 48-yard touchdown pass from Marcus Mariota. The reception tied for the second-longest catch of Wright's career and was his longest since a 52-yard touchdown at Tampa Bay on Sept. 13, 2015. During the game, he passed former running back



Eddie George (259 receptions) for 12th place on the franchise's all-time receptions list.

- **Against Indianapolis (10/23)**, recorded a pair of catches for 12 yards.
- **Against Jacksonville (10/27)**, tied for the team lead with four receptions and led the squad with 84 receiving yards. He scored his second touchdown of the season on a 36-yard reception in the second quarter. On the catch, he went past the 3,000-yard receiving mark for his career, becoming the 14th player in team history to reach the mark.
- **At San Diego (11/6)**, caught two passes for a team-high 64 yards, including a 48-yard reception in the fourth quarter to help set up a touchdown. The reception tied for the second-longest catch of Wright's career. During the game he moved past Tim Smith (3,107) for 12th place on the franchise's all-time receiving yards list.

Wright's Career Regular Season Statistics:

Year	GP	GS	Rec	Yds	Avg	Lg	TD
2012	15	5	64	626	9.8	38	4
2013	16	12	94	1,079	11.5	45	2
2014	14	11	57	715	12.5	48	6
2015	10	9	36	408	11.3	52t	3
2016	6	1	19	316	16.6	48t	2
Totals	61	38	270	3,144	11.6	52t	17

Wright's Regular Season Single-Game Highs:

- Receptions** - 12 vs. Arizona (12/15/13)
- Receiving Yards** - 150 vs. Arizona (12/15/13)
- Long Reception** - 52t at Tampa Bay (9/13/15)
- Touchdowns** - 2 vs. Cleveland (10/5/14)

RECEPTIONS IN FIRST FOUR SEASONS

Kendall Wright's total of 251 receptions from 2012–2015 ranks first in franchise history for a player's first four seasons with the team. Wright beat the previous record of 250 receptions in **Drew Hill's** first four years with the Oilers from 1985–1988.

Most receptions in a player's first four seasons with the Titans/Oilers:

Player	Seasons	Receptions
1. Kendall Wright	2012–2015	251
2. Drew Hill	1985–1988	250
3. Charlie Hennigan	1960–1963	241
4. Ernest Givins	1986–1988	229
5. Frank Wycheck	1995–1998	226

Prior to 2015, Wright posted the highest reception total in franchise history for a player's first three seasons with the team. The next closest total was **Webster Slaughter's** 184 catches from 1992 through 1994.

Most receptions in a player's first three seasons with the Titans/Oilers:

Player	Seasons	Receptions
1. Kendall Wright	2012–2014	215
2. Webster Slaughter	1992–1994	184
3. Charlie Hennigan	1960–1962	180
4. Drew Hill	1985–1987	178
5. Ernest Givins	1986–1988	174

FASTEST TO 200 RECEPTIONS

Kendall Wright reached the 200-reception mark for his career against the Pittsburgh Steelers on Nov. 17, 2014, his 41st career game.

In doing so, he broke **Charlie Hennigan's** franchise mark for the fewest games needed to 200 receptions. Hennigan accomplished the feat in his 42nd game in 1962.

Fewest games needed to reach 200 receptions, franchise history:

Receiver	Seasons	Games
1. Kendall Wright	2012–2014	41
2. Charlie Hennigan	1960–1962	42

2013 NFL RECEIVING LEADERS

Kendall Wright ranked fifth in the AFC and seventh in the NFL with 94 receptions in 2013.

NFL receptions leaders in 2013:

Player	Team	Rec	Yds	Avg	Lg	TD
1. Pierre Garcon	Was	113	1,346	11.9	53t	5
2. Antonio Brown	Pit	110	1,499	13.6	56	8
3. Andre Johnson	Hou	109	1,407	12.9	62t	5
4. Julian Edelman	NE	105	1,056	10.1	44	6
5. Brandon Marshall	Chi	100	1,295	13.0	44	12
6. A.J. Green	Cin	98	1,426	14.6	82t	11
7. Kendall Wright	Ten	94	1,079	11.5	45	2
8. Dez Bryant	Dal	93	1,233	13.3	79	13
9. Demaryius Thomas	Den	92	1,430	15.5	78t	14
10. Alshon Jeffery	Chi	89	1,421	16.0	80t	7

RECEPTIONS IN FIRST TWO SEASONS

Kendall Wright totaled 158 receptions from 2012 through 2013, his first two seasons in the NFL. In Titans/Oilers history, no player has ever produced more receptions than Wright in the first two seasons of his career.

Most receptions in a players first two seasons with the Titans/Oilers:

Player	Receptions
1. Kendall Wright	158
2. Charlie Hennigan	126
3. Bill Groman	122
4. Ernest Givins	114

Furthermore, only four players in NFL history—and only three wide receivers—have produced more catches than Wright in their initial two NFL seasons. **Marques Colston** holds the record with 168 receptions from 2006-07, followed by **A.J. Green** (162 from 2011-12), running back **Reggie Bush** (161 from 2006-07) and **Larry Fitzgerald** (161 from 2004-05).

Most receptions through first two NFL seasons, NFL history (through 2013):

Player	Team	Seasons	Rec as Rookie	Rec 2nd Year	Total
1. Marques Colston	NO	2006–07	70	98	168
2. A.J. Green	Cin	2011–12	65	97	162
3. Reggie Bush (RB)	NO	2006–07	88	73	161
4. Larry Fitzgerald	Ari	2004–05	58	103	161
5. Kendall Wright	Ten	2012–13	64	94	158

TEAM'S YOUNGEST 1,000-YARD RECEIVERS

On Dec. 15, 2013, **Kendall Wright** went over the 1,000-yard receiving mark for the season. Wright's first career 1,000-yard campaign is the 24th in the 54-year history of the franchise.

Wright is the second-youngest player in team annals to hit the 1,000-yard receiving mark in a season. His age was 24 years, one month and three days on Dec. 15. The only player to accomplish the feat at a younger age was **Ernest Givins**, who did so at the age of 22 years, three months and 11 days.

Youngest players in franchise history with a 1,000-yard receiving season:

Player	Season	Yards	Age When Reaching 1,000 Yards
1. Ernest Givins	1986	1,062	22 years, 3 months, 11 days
2. Kendall Wright	2013	1,029	24 years, 1 month, 3 days
3. Bill Groman	1960	1,473	24 years, 4 months, 8 days
4. Bill Groman	1961	1,175	25 years, 4 months, 23 days
5. Haywood Jeffires	1990	1,048	26 years, 0 months, 18 days

FRANCHISE SINGLE-SEASON RECEPTIONS

Kendall Wright's 94 receptions in 2013 ranked fifth in franchise history for a single season.

Most receptions in a single season, franchise history (1960–present):

Player	Year	Rec	Yds	Avg	Lg	TD
1. Charlie Hennigan	1964	101	1,546	15.3	53	8
2. Haywood Jeffires	1991	100	1,181	11.8	44	7
3. Derrick Mason	2004	96	1,168	12.2	37t	7
4. Derrick Mason	2003	95	1,303	13.7	50t	8
5. Kendall Wright	2013	94	1,079	11.5	45	2
Delanie Walker	2015	94	1,088	11.6	61t	6
7. Drew Hill	1991	90	1,109	12.3	61t	4
Haywood Jeffires	1992	90	913	10.1	47	9
9. Tim Smith	1983	83	1,176	14.2	47t	6
10. Curtis Duncan	1992	82	954	11.6	72	1
Charlie Hennigan	1961	82	1,746	21.3	80	12

YARDS AFTER CATCH

According to STATS, **Kendall Wright** ranked eighth in the NFL in 2013 with a total of 596 yards after the catch. It also was the second-highest total by a Titans or Oilers player since 1992.

Most yards after catch by Titans/Oilers players since 1992:

Player	Year	Rec	Yards	Yards After Catch
1. Lorenzo White	1992	57	641	749
2. Kendall Wright	2013	94	1,079	596
3. Chris Johnson	2009	50	503	570
4. Eddie George	1999	47	458	485
5. Frank Wycheck	1998	70	768	455

WRIGHT'S CAREER 100-YARD RECEIVING GAMES

Kendall Wright's career 100-yard games:

Date	Opp	No.	Yds.	Avg.	Lg	TD
12/15/13	Arizona	12	150	12.5	26	0
10/16/16	Cleveland	8	133	16.6	48t	1
11/30/14	at Houston	7	132	18.9	36t	1
11/24/13	at Oakland	6	103	17.2	31	1
09/13/15	at Tampa Bay	4	101	25.3	52t	1

THIRD-DOWN RECEIVING IN 2013

Kendall Wright tied for fifth place in the NFL in 2013 with 30 catches on third down.

Most receptions on third down in 2013:

Player	Team	Third-Down Receptions
1. Anquan Boldin	SF	33
2. Antonio Brown	Pit	32
Pierre Garcon	Was	32
4. Andre Johnson	Hou	31
5. Kendall Wright	Ten	30
Julian Edelman	NE	30
7. Jordy Nelson	GB	29
8. Vincent Jackson	TB	28
9. Keenan Allen	SD	27
10. Josh Gordon	Cle	26

2012 ROOKIE RECEIVING LEADERS

Kendall Wright, the 20th overall selection in the 2012 NFL Draft, tied for first among NFL rookies with 64 receptions and ranked fifth among rookies with 626 receiving yards.

Most receptions in 2012 among all rookies:

Player, Team	Rec	Yds	Avg	Lg	TD
1. Justin Blackmon, Jax.	64	865	13.5	81t	5
Kendall Wright, Ten.	64	626	9.8	38	4
3. Trent Richardson, Cle. (RB)	51	367	7.2	27	1
4. T.Y. Hilton, Ind	50	861	17.2	70t	7
Josh Gordon, Cle.	50	805	16.1	71t	5
6. Doug Martin, T.B. (RB)	49	472	9.6	64t	1
7. Malcom Floyd, Ari.	45	562	12.5	53	2
Dwayne Allen, Ind. (TE)	45	521	11.6	40	3

Most receiving yards in 2012 among all rookies:

Player, Team	Yards	Rec	Avg	Lg	TD
1. Justin Blackmon, Jax.	865	64	13.5	81t	5
2. T.Y. Hilton, Ind	861	50	17.2	70t	7
3. Josh Gordon, Cle.	805	50	16.1	71t	5
4. Chris Givens, StL.	698	42	16.6	65	3
5. Kendall Wright, Ten.	626	64	9.8	38	4
6. Rod Streater, Oak.	584	39	15.0	64t	3
7. Malcom Floyd, Ari.	562	45	12.5	53	2
8. Dwayne Allen, Ind. (TE)	521	45	11.6	40	3

FRANCHISE ROOKIE RECEIVING LEADERS

Kendall Wright finished his rookie season with 64 receptions. In franchise history, only **Bill Groman** (72 in 1960) has had more receptions as a rookie.

Most receptions by a rookie in franchise history:

Player (Pos)	Year	Receptions
1. Bill Groman (WR)	1960	72
2. Kendall Wright (WR)	2012	64
3. Ernest Givins (WR)	1986	61
4. Sid Blanks (RB)	1964	56
5. Charlie Hennigan (WR)	1960	44
6. Chris Johnson (RB)	2008	43
7. Kenny Britt (WR)	2009	42
Jerry LeVias (WR)	1969	42



MORE TITANS WIDE RECEIVERS

87 - WR/KR/PR MARC MARIANI

- Wide receiver **Marc Mariani** (6-1, 190) rejoined the Titans as a free agent on Sept. 5, 2016, returning to the team that drafted him in 2010. He spent the previous two campaigns with the Chicago Bears.
- As a rookie in 2010, Mariani earned a Pro Bowl selection and All-Rookie honors as kick returner with an average of 12.2 yards per punt return and 25.5 yards per kickoff return.
- Through the 2015 campaign, Mariani totaled three career return touchdowns (two punt returns and one kickoff return), while averaging 9.5 yards on punt returns and 25.0 yards on kickoffs.
- As a receiver, Mariani produced 27 receptions for 324 yards during his first six years in the NFL, with 22 of the grabs coming last year as a member of the Chicago Bears.
- During his first four seasons with the Titans, two of the years were spent on injured reserve with two different injuries. The Titans originally selected him in the seventh round of the 2010 NFL Draft from Montana.
- Read more on Mariani later in this release among the team's specialists.

10 - WR TRE McBRIDE

- **Tre McBride** (6-0, 210) was selected by the Titans in the seventh round (245th overall) of the 2015 NFL Draft.
- He spent the first eight games of the 2016 campaign on the practice squad.
- In 2015, he spent the first nine games of his rookie season on the Titans practice squad before being promoted to the 53-man roster on Nov. 17. He appeared in seven games and recorded two receptions for eight yards and one touchdown. He added five tackles and a forced fumble on special teams.
- At William and Mary, McBride was a three-time All-CAA selection at wide receiver. He was also the CAA Special Teams Player of the Year and earned all-conference accolades as a kick returner.
- After 45 career games (33 starts) at William & Mary, he finished his career ranked second in team history in career receptions (196), fifth in receiving yards (2,653), fifth in all-purpose yards (4,281), tied for sixth in touchdown catches (19), fifth in kickoff return yards (1,294) and third in 100-yard receiving games (eight).
- As a senior (2014), he was selected to the All-CAA First Team as a wide receiver for the second consecutive season.
- He is a native of McDonough, Ga.



OFFENSIVE LINEMEN

TACKLES

No.	Name	Ht	Wt	Exp	College
76	Bell, Byron (IR)	6-5	340	6	New Mexico
78	Conklin, Jack	6-6	308	R	Michigan State
71	Kelly, Dennis	6-8	321	5	Purdue
77	Lewan, Taylor	6-7	309	3	Michigan

GUARDS

No.	Name	Ht	Wt	Exp	College
66	Matias, Josue (IR)	6-5	309	1	Florida State
64	Kline, Josh	6-3	300	4	Kent State
67	Spain, Quinton	6-4	330	2	West Virginia
79	Tretola, Sebastian	6-4	314	R	Arkansas
70	Warmack, Chance (IR)	6-2	323	4	Alabama

CENTERS

No.	Name	Ht	Wt	Exp	College
60	Jones, Ben	6-3	308	5	Georgia
62	Schwenke, Brian	6-3	318	4	California

#76 • T/G BYRON BELL

[CLICK FOR COMPLETE BIO \(PDF\)](#)

Tackle **Byron Bell** (6-5, 340) is in his sixth NFL season and his second campaign with the Titans. He was signed as an unrestricted free agent on April 22, 2015.

Bell will miss the 2016 season due to injury. He suffered an ankle injury during OTAs on May 24 and was subsequently placed on injured reserve.

In his first season in Tennessee, Bell started all 16 games for the first time in his career. He was one of four Titans players to accomplish the feat in 2015. The team took advantage of his versatility, starting him eight times at right tackle, seven times at left guard and once at left tackle.

Bell joined the Titans after spending his first four NFL seasons with the Carolina Panthers, who originally signed him as an undrafted free agent in 2011.

During his Carolina career, he missed only two games—one in 2012 and one in 2014—and totaled 56 starts. He spent most of his time as the starter at right tackle from 2011 through 2013 and then moved to the left side in 2014.

He started at left tackle for 15 games during the 2014 regular season and both contests during the playoffs.

The Greenville, Texas, native attended the University of New Mexico, where he played in 37 career games and notched 36 starts. He started 24 games at left tackle over his final two seasons after making 12 starts at right tackle as a sophomore. As a senior in 2010, he earned honorable mention All-Mountain West Conference honors.

Bell's Career Games Played/Games Started:

Year	Team	GP	GS	Starts by Pos
2011	Car	16	12	RT-12
2012	Car	15	15	RT-14, RG-1
2013	Car	16	14	RT-14
2014	Car	15	15	LT-15
2015	Ten	16	16	RT-8, LG-7, LT-1
2016	Ten	Injured Reserve		
NFL Totals		78	72	RT-48, LT-16, LG-7, RG-1



#78 • T JACK CONKLIN

[CLICK FOR COMPLETE BIO \(PDF\)](#)

Jack Conklin is in his rookie NFL season. The 6-foot-6, 308-pound tackle was selected by the Titans with the eighth pick in the first round of the NFL Draft.

Conklin became the first draft pick by new general manager **Jon Robinson**. The Titans, who initially had the first pick in the draft but traded with the Los Angeles Rams back to the 15th spot, made a deal with the Cleveland Browns to jump up to the eighth spot to select Conklin. The Titans gave up a third-round pick and a second-rounder in 2017 in the trade and also got back a sixth-rounder.

The Michigan State product was a walk-on for the Spartans but went on to become the first Michigan State offensive lineman to be selected in the first round since 1989 (**Tony Mandarich**) and also the highest drafted Spartan since wide receiver **Charles Rogers** (No. 2) in 2003.

A native of Plainwell, Mich., Conklin was a three-year starter at left tackle for the Spartans. He started 38 of his 39 career games (35 at left tackle, three at right tackle) and recorded more than 235 career knock-downs. Three of his career starts at left tackle came in bowl games (2014 Rose, 2015 Cotton, 2016 College Football Playoff Semifinal at Cotton Bowl).


In his final season on campus, Conklin was named second-team All-American by The Associated Press and was on numerous All-Big Ten teams.

Conklin's 2016 and Career Games Played/Games Started:

Year	GP	GS	Starts by Pos
2016	9	9	RT-9

Conklin's College Games Played/Games Started:

Year	Team	GP	GS	Starts by Pos
2013	Michigan State	14	13	LT-10, RT-3
2014	Michigan State	13	13	LT-13
2015	Michigan State	12	12	LT-12
NFL Totals		39	38	LT-35, RT-3



#60 • C BEN JONES

[CLICK FOR COMPLETE BIO \(PDF\)](#)

Center **Ben Jones** (6-3, 308) is in his fifth NFL season and his first campaign with the Titans. He was signed as an unrestricted free agent on March 10, 2016.

Jones was originally selected by the Houston Texans in the fourth round (99th overall) of the 2012 NFL Draft. Over the following four seasons, he started contests at center and both guard spots. He was a starter on two playoff teams in Houston (2012 and 2015).

In 2015, Jones started every game at center, extending his streak of consecutive regular season games played to 64, which was the second-longest active streak among NFL centers at the conclusion of the season.

A native of Centreville, Ala., Jones attended the University of Georgia, where his 49 total starts ranked third in school annals. He was a two-time All-SEC selection by the league's coaches and was named to Georgia's Team of the Decade. As a senior (2011), the team captain earned All-SEC first-team honors.

Jones' Career Games Played/Games Started:

Year	Team	GP	GS	Starts by Pos
2012	Hou	16	10	RG-10
2013	Hou	16	1	RG-1
2014	Hou	16	16	LG-16
2015	Hou	16	16	C-16
2016	Ten	9	9	C-9
NFL Totals		73	52	C-25, LG-16, RG-11



#64 • G JOSH KLINE

[CLICK FOR COMPLETE BIO \(PDF\)](#)


Guard **Josh Kline** (6-3, 300) is in his fourth NFL season and his first campaign with the Titans. He was acquired off waivers from the New England Patriots on Sept. 8, 2016.

Kline moved into Tennessee's starting lineup in Week 3 after **Chance Warmack** was placed on injured reserve with a finger injury.

Kline spent the first three seasons of his NFL career in New England and won a Super Bowl as a member of their 2014 club. With the Patriots, he recorded 18 regular season starts and three postseason starts. He started games at both right (10) and left guard (11).

In 2015, he set career highs by playing in 14 games and recording 13 starts (seven at right guard and two at left guard). He also started twice at left guard in the 2015 playoffs.

Kline entered the NFL as an undrafted college free agent in 2013 following a four-year playing career at Kent State. He played right guard and right tackle during his stay there.



Kline's Career Games Played/Games Started:

Year	Team	GP	GS	Starts by Pos
2013	NE	7	1	LG-1
2014	NE	12	4	LG-2, RG-2
2015	NE	14	13	LG-6, RG-7
2016	Ten	7	7	RG-7
NFL Totals		40	25	LG-9, RG-16

#77 • T TAYLOR LEWAN

[CLICK FOR COMPLETE BIO \(PDF\)](#)

Tackle **Taylor Lewan** (6-7, 309) is in his third NFL season. He was selected by the Titans with the 11th overall pick of the 2014 NFL Draft.

In 2015, Lewan started the first 15 games of the season at left tackle before missing the finale with a concussion.

As a rookie in 2014, Lewan played in 11 games with six starts before suffering an ankle injury. He played as a reserve for the first five games and then started in six consecutive contests before the injury caused him to be inactive the final five weeks. For his efforts, Lewan was named to the Pro Football Writers of America All-Rookie Team.

In four seasons at Michigan, Lewan appeared in 50 games with 48 starts at left tackle. He started the final 41 games of his career and was named the Big Ten Conference Offensive Lineman of the Year in 2012 and 2013. As a senior in 2013, he started all 13 games at left tackle for the third consecutive season and was named second-team *Associated Press* All-American.

At the 2014 NFL Scouting Combine, he ran the 40-yard dash in 4.87 seconds, beating all other offensive linemen in his class and clocking the fourth-fastest time among offensive linemen in the last five years (2010-14). He also ranked among the top offensive linemen at the 2014 combine in the broad jump (first at nine feet, nine inches), vertical jump (tied for third at 30.5 inches) and three-cone drill (fourth at 7.39 seconds).

A native of Cave Creek, Ariz., Lewan became the first offensive tackle selected by the Titans/Oilers in the first round since tackle Brad Hopkins (13th overall) in 1993.

Lewan's Career Games Played/Games Started:

Year	Team	GP	GS	Starts by Pos
2014	Ten	11	6	LT-6
2015	Ten	15	15	LT-15
2016	Ten	9	9	LT-9
NFL Totals		35	30	LT-30



#67 • G QUINTON SPAIN

[CLICK FOR COMPLETE BIO \(PDF\)](#)

Guard **Quinton Spain** (6-4, 330) is in his second NFL season. He was signed by the Titans as an undrafted free agent on May 11, 2015.

After winning a roster spot as a rookie, Spain appeared in seven games, including starts in each of the final six games at left guard.

Spain played in 50 career games with 38 starts at West Virginia and was a two-time All-Big 12 team honoree. As a senior (2014), he started 12 games at left guard and was named All-Big 12 first team by ESPN.com, All-Big 12 second team by Associated Press and All-Big 12 honorable mention by the coaches.

Spain is a native of Petersburg, Va.



Spain's Career Games Played/Games Started:

Year	Team	GP	GS	Starts by Pos
2015	Ten	7	6	LG-6
2016	Ten	8	8	LG-8
NFL Totals		15	14	LG-14

#70 • G CHANCE WARMACK

[CLICK FOR COMPLETE BIO \(PDF\)](#)

Right guard **Chance Warmack** (6-2, 323) is in his fourth NFL season. He was selected with the 10th overall selection in the 2013 NFL Draft from the University of Alabama.

Warmack was placed on injured reserve on Sept. 22 after injuring a finger in the second game of the 2016 season. He started each of the first two games at right guard, bringing his four-year totals to 48 starts.

Warmack, who started every game in his first two seasons at right guard, became the fourth rookie in the "Titans era" (1999–present) to start all 32 games for the team in his first two NFL seasons, joining **Jevon Kearse** (1999–00), **Tank Williams** (2002–03) and **Michael Roos** (2005–06).

With starts in all 16 games at right guard in 2013, he became the first Titans rookie since Roos in 2005 to start every game as a rookie offensive lineman.

Warmack was the first offensive lineman selected by the Titans/Oilers in the first round since tackle **Brad Hopkins** (13th overall) in 1993 and the first guard selected by the club in the first round since **Bruce Matthews** (ninth overall) in 1983.

During Warmack's four-year career at Alabama, the Crimson Tide won three BCS National Championships, taking the title during his freshman (2009), junior (2011) and senior (2012) seasons. He started the final 40 games of his college career at left guard, including all 14 contests as a senior in 2012. That season, he was a unanimous first-team All-American selection.

Warmack is a native of Atlanta, Ga.



Warmack's Career Games Played/Games Started:

Year	Team	GP	GS	Starts by Pos
2013	Ten	16	16	RG-16
2014	Ten	16	16	RG-16
2015	Ten	14	14	RG-14
2016	Ten	2	2	RG-2
Totals		48	48	RG-48

WARMACK, KEARSE, WILLIAMS & ROOS

Titans guard **Chance Warmack** started all 32 games during the first two seasons of his career. In doing so, he joined three other former and current Titans in a rare feat.

Since the team became the Titans in 1999, Warmack is the fourth player to start all 32 games from the time they were drafted through their second seasons. The first three were defensive end **Jevon Kearse** (1999–2000), safety **Tank Williams** (2002–2003) and offensive tackle **Michael Roos** (2005–2006).

Players who have started all 32 games in their first two NFL seasons during the "Titans era" (1999–present):

Player	Position	Seasons
Jevon Kearse	Defensive End	1999–2000
Tank Williams	Safety	2002–2003
Michael Roos	Right Tackle/Left Tackle	2005–2006
Chance Warmack	Right Guard	2013–2014

MORE TITANS OFFENSIVE LINEMEN

71 - G/T DENNIS KELLY

- **Dennis Kelly** (6-8, 321) was acquired by the Titans in a trade with the Philadelphia Eagles on Aug. 16, 2016. In exchange for Kelly, the Titans dealt wide receiver Dorial Green-Beckham to the Eagles.
- Kelly entered the NFL as a fifth-round selection by the Eagles in the 2012 NFL Draft. In four seasons with the Eagles, he recorded 15 starts and 30 games played. He recorded nine starts with the Eagles at right tackle, four starts at right guard and two starts at left guard.
- At Purdue, he was a team captain and a two-time offensive MVP. He started his final three seasons at left tackle.
- Kelly is a native of Chicago Heights, Ill.

62 - C BRIAN SCHWENKE

- **Brian Schwenke** (6-3, 318) is in his fourth NFL season. He was drafted by the Titans in the fourth round (107th overall) of the 2013 NFL Draft.
- Schwenke's 2015 season came to a premature end following a leg injury against the Miami Dolphins on Oct. 18. He was placed on injured reserve on Oct. 20 after starting the first five games at center.
- Schwenke started the first 11 games of the 2014 campaign until his season was cut short due to injury. After spraining a knee in a game at Philadelphia on Nov. 23, he was placed on injured reserve on Nov. 25.
- As a rookie in 2013, Schwenke started nine of the team's final 10 games at center.
- In four seasons with the California Golden Bears (2009-12), the Oceanside, Calif., native played in 48 of 50 possible games and started games at three different positions—16 starts at left guard, 12 at center and eight at right guard. As a senior, he played center for the first time and was named first-team All-Pac-12 by the league's coaches.
- Schwenke is a native of Oceanside, Calif.

2016 Highlights:

- **Against Jacksonville (10/27)**, started at left guard for the first time in his career.

79 - G SEBASTIAN TRETOLA

- **Sebastian Tretola** (6-4, 314) was selected by the Titans in the sixth round (193rd overall) of the 2016 NFL Draft.
- During his two-year stay at Arkansas, Tretola started 24 straight contests at left guard to close his career. He allowed just one sack in two seasons and paved the way for three combined 1,000-yard rushers.
- As a senior in 2015, he started all 13 games at left guard and allowed one sack on the season to help Arkansas lead the SEC in fewest sacks allowed. He committed only one penalty in 901 plays.
- Tretola spent his first two collegiate campaigns at the University of Nevada before attending Iowa Western Community College in 2013.
- He played both guard positions in college and started the final 24 games in his Razorbacks career.
- Tretola is a native of San Bernardino, Calif.



DEFENSIVE LINEMEN

No.	Name	Ht	Wt	Exp	College
95	Blackson, Angelo	6-4	318	2	Auburn
99	Casey, Jurrell	6-1	305	6	Southern California
94	Johnson, Austin	6-4	314	R	Penn State
90	Jones, DaQuan	6-4	322	3	Penn State
97	Klug, Karl	6-3	278	6	Iowa
96	Woods, Al	6-4	307	7	Louisiana State

#95 • DE ANGELO BLACKSON

[CLICK FOR COMPLETE BIO \(PDF\)](#)



Defensive end **Angelo Blackson** (6-4, 318) is in his second NFL season. He was selected by the Titans in the fourth round (100th overall) of the 2015 NFL Draft.

As a rookie in 2015, Blackson played in all 16 games as a reserve on the defensive line. He totaled 19 tackles, 2.5 sacks, two quarterback pressures and a forced fumble.

Blackson was a four-year letterman at Auburn. He played in 52 career games with 18 starts and totaled 65 tackles, 4.5 sacks, 17 tackles for loss, 13 quarterback hurries, three forced fumbles, a fumble recovery and two passes defended. Blackson also excelled on special teams during his time at Auburn and posted four blocked kicks.

As a senior at Auburn, he played in 13 games with four starts and recorded 17 tackles, three sacks, 5.5 tackles for loss and four quarterback hurries.

Blackson is a native of Wilmington, Del.

2016 Highlights:

- **Against Minnesota (9/11)**, recorded two tackles, including a tackle for loss.
- **At Detroit (9/18)**, posted two tackles, including a tackle for loss.
- **At Houston (10/2)**, registered two tackles.
- **At Miami (10/9)**, recorded a quarterback pressure.
- **Against Cleveland (10/16)**, recorded a tackle and a quarterback pressure.
- **Against Indianapolis (10/23)**, tallied a pair of tackles, including a tackle for loss.
- **Against Jacksonville (10/27)**, posted two tackles and a pass defended.

Blackson's Career Regular Season Statistics:

Year	GP	GS	Tackle	Sack	TFL	QBP	Int	PD	FF	FR
2015	16	0	19	2.5	0	2	0	0	1	0
2016	9	0	11	0.0	3	2	0	1	0	0
Totals	25	0	30	2.5	3	4	0	1	1	0

Blackson's Regular Season Single-Game Highs:

- Tackles** - 3 (Twice, last at New Orleans, 11/8/15)
- Sacks** - 1 (Twice, last at New Orleans, 11/8/15)
- Forced Fumble** - 1 at Tampa Bay (9/13/15)



#99 • DT JURRELL CASEY

[CLICK FOR COMPLETE BIO \(PDF\)](#)

Defensive lineman **Jurrell Casey** (6-1, 305) completed is in his sixth NFL season. He was selected by the Titans in the third round (77th overall) of the 2011 NFL Draft, and in 2014, he was rewarded for his play with a multi-year contract extension.

In 2015, the two-time defensive captain started all 16 games for the second consecutive season and for the third time in his career. He led the team's defensive linemen with 86 tackles and tied **Brian Orakpo** for the team lead with seven sacks, the second-best total in Casey's career. Casey also set a career high and finished second on the team behind Orakpo with 28 quarterback pressures. He was named to the Pro Bowl for the first time in his career.

Casey was named one of five permanent team captains by his teammates in 2014 for the first time in his career. While remaining a key cog in the defense's switch from a 4-3 to a 3-4 scheme, he started all 16 games and led the team's defensive linemen (fourth on the team) with 86 tackles. His 27 quarterback pressures and 13 tackles for loss tied for the team lead and set new career highs. With five sacks, he ranked second on the squad.

In 2013, Casey was named *Associated Press* second-team All-Pro after putting together one of the best seasons by a defensive tackle in franchise history. His 10.5 sacks set a career high and made up the second-highest total by a franchise defensive tackle since sacks became an official statistic in 1982, finishing behind only **Ray Childress'** 13 sacks in 1992. In 2013, only **Jason Hatcher** of the Dallas Cowboys (11) finished with more sacks than Casey among defensive tackles.

Casey's 2013 season totals also included a career-high 90 tackles, a career- and team-high 10 quarterback pressures, three tackles for loss, three passes defended, one forced fumble and one fumble recovery. He played in 15 games with 14 starts, missing only the season finale due to a knee injury.

Casey started 31 out of 32 games in his first two seasons, and in each campaign he led the team's defensive linemen in tackles. As a rookie, he notched 74 tackles and 2.5 sacks, and he followed with 80 tackles and three sacks in 2012.

A native of Long Beach, Calif., Casey played in 38 games (26 starts) on the defensive line (24 at right defensive tackle and two at nose tackle) at the University of Southern California. He recorded 138 tackles, nine sacks, 22 tackles for loss, three quarterback pressures, four fumble recoveries, three forced fumbles, an interception and three passes defended.

In his final season with the Trojans (2010), he started all 13 games for the second consecutive season and had 67 tackles, a team-best 11 tackles for loss, a team-leading 4.5 sacks, one interception, one fumble recovery and two passes defended. He was named first-team All-Pac 10.

2016 Highlights:

- **Against Minnesota (9/11)**, led the team and tied his career high with four quarterback pressures. He added six tackles, including two tackles for loss, helping the defense limit Adrian Peterson to 31 yards on 19 carries.
- **At Detroit (9/18)**, posted two tackles and two quarterback pressures.
- **Against Oakland (9/25)**, totaled three tackles and a quarterback pressure.
- **At Houston (10/2)**, posted three tackles, two quarterback pressures and one pass defended.
- **At Miami (10/9)**, registered three tackles, including a pair of sacks. Late in the second quarter, he recorded his first sack of the season, dropping Ryan Tannehill for a nine-yard loss. In the fourth quarter, he helped end a Miami drive with a five-yard sack on third down. It was his sixth career game with two sacks. His performance gave him 30 career sacks.
- **Against Cleveland (10/16)**, recorded three tackles, a sack, three quarterback pressures and a pass defended. Early in the second quarter, he ended a Browns drive by sacking Cody Kessler for a 10-yard loss on third down. The sack gave him 31 career sacks and put him in a tie with Curley Culp for 10th place on the franchise's all-time sack list.
- **Against Indianapolis (10/23)**, posted two tackles and a quarterback pressure.
- **Against Jacksonville (10/27)**, registered two tackles and set a career high with six quarterback pressures.
- **At San Diego (11/6)**, notched eight tackles and a quarterback pressure.



Casey's Career Regular Season Statistics:

Year	GP	GS	Tackle	Sack	TFL	QBP	Int	PD	FF	FR
2011	16	15	74	2.5	5	9	0	1	1	1
2012	16	16	80	3.0	6	3	0	0	2	0
2013	15	14	90	10.5	3	10	0	3	1	1
2014	16	16	86	5.0	13	27	0	1	0	0
2015	16	16	86	7.0	11	28	0	5	0	0
2016	9	9	32	3.0	2	20	0	2	0	0
Totals	88	86	448	31.0	40	97	0	12	4	2

Casey's Regular Season Single-Game Highs:

- Tackles** - 10 (Twice, last vs. Arizona, 12/15/13)
- Sacks** - 2 (Six times, last at Miami, 10/9/16)
- Tackles for Loss** - 3 (Twice, last at Tampa Bay, 9/13/15)
- Forced Fumble** - 1 (Four times, last at St. Louis, 11/3/13)
- Fumble Recovery** - 1 (Twice, last at Oakland, 11/24/13)
- Quarterback Pressures** - 6 vs. Jacksonville (10/27/16)
- Passes Defensed** - 3 vs. Atlanta (10/25/15)

FRANCHISE SACK LEADERS

Jurrell Casey ranks among the franchise's all-time leaders in career sacks. He is currently tied with Pro Football Hall of Fame defensive tackle **Curley Culp** (31*) for 11th place in franchise annals.

Most career sacks, franchise history:

Player	Position	Seasons	Sacks*
1. Elvin Bethea	DE	1968–83	105.0
2. Ray Childress	DT	1985–95	75.5
3. Jesse Baker	DE	1979–87	66.0
4. William Fuller	DE	1986–93	59.0
5. Sean Jones	DE	1988–93	57.5
6. Jevon Kearse	DE	1999–03, 2008–09	52.0
7. Robert Brazile	LB	1975–84	48.0
8. Ted Washington	LB	1973–82	45.0
9. Kyle Vanden Bosch	DE	2005–09	38.5
10. Derrick Morgan	OLB	2010–16	33.0
11. Jurrell Casey	DT	2011–16	31.0
Curley Culp	DT	1974–80	31.0

* Individual sacks became an official statistic in 1982. Sacks recorded prior to 1982 are unofficial.



2013 SACKS BY DEFENSIVE TACKLES

Titans defensive tackle **Jurrell Casey** recorded a career-high 10.5 sacks in 2013. The third-year defensive tackle tied for second in the NFL in sacks among defensive tackles behind only Jason Hatcher of the Dallas Cowboys, who had 11 sacks.

Most sacks among defensive tackles in 2013:

Player	Team	Sacks
1. Jason Hatcher	Dal	11.0
2. Jurrell Casey	Ten	10.5
Kyle Williams	Buf	10.5
4. Gerald McCoy	TB	9.0
5. Marcell Dareus	Buf	7.5
6. Geno Atkins	Cin	6.0
Nick Fairley	Det	6.0
Chris Jones	NE	6.0
9. Michael Brockers	StL	5.5
Clinton McDonald	Sea	5.5
Ndamukong Suh	Det	5.5

SACKS BY TITANS/OILERS DTs

Since individual sacks became an official NFL statistic in 1982, **Jurrell Casey** and **Ray Childress** are the only Titans/Oilers defensive tackles to produce double-digit sacks in a single season.

Most sacks in a season by Oilers/Titans defensive tackles, 1982–present:


Defensive Tackle	Season	Sacks
1. Ray Childress	1992	13.0
2. Jurrell Casey	2013	10.5
3. Ray Childress	1993	9.0
4. Albert Haynesworth	2008	8.5
Ray Childress	1989	8.5
Ray Childress	1988	8.5
Ray Childress	1990	8.0
8. Jurrell Casey	2015	7.0
Karl Klug	2011	7.0
Gary Walker	1997	7.0
Ray Childress	1991	7.0

Note: In 1992, Lee Williams recorded 11 total sacks while playing both defensive end and defensive tackle for the Oilers. He is excluded from this list.



#94 • DL AUSTIN JOHNSON

[CLICK FOR COMPLETE BIO \(PDF\)](#)



Defensive lineman **Austin Johnson** (6-4, 314) is in his rookie season. He was selected by the Titans with the 43rd overall pick in the second round of the 2016 NFL Draft.

In three seasons at Penn State, Johnson appeared in 38 games and recorded 28 starts, including starts in all 26 games as a sophomore and junior. He totaled 154 tackles, 8.5 sacks, 24 tackles for loss, eight passes defended, one forced fumble and four fumble recoveries, including a 71-yard fumble return for a touchdown.

As a junior in 2015, Johnson started all 13 games and was named Associated Press first-team All-Big Ten honors. He ranked second on the team with 15 tackles for loss and 6.5 sacks. His 78 tackles ranked second among FBS defensive linemen and third on the team. It was the highest tackle total by a Penn State defensive lineman since Jimmy Kennedy's 87 in 2002.

Johnson is a native of Galloway, N.J.

2016 Highlights:

- **Against Minnesota (9/11)**, made his regular season debut and posted one tackle.
- **At Miami (10/9)**, posted a tackle for loss and batted down a third-down pass.
- **Against Cleveland (10/16)**, registered two tackles.

Johnson's 2016/Career Statistics:

Year	GP	GS	Tackle	Sack	TFL	Int	PD	FF	FR
2016	3	0	4	0.0	1	0	1	0	0

Johnson's College Statistics (Penn State University):


Year	GP	GS	Tackle	Sack	TFL	Int	PD	FF	FR
2013	12	2	27	1.0	3	0	0	0	1
2014	13	13	49	1.0	6	0	3	0	2
2015	13	13	78	6.5	15	0	5	1	1
Totals	38	28	154	8.5	24	0	8	1	4

Johnson's Regular Season Single-Game Highs:

Tackles - 2 vs. Cleveland (10/16/16)

#90 • DL DaQUAN JONES

[CLICK FOR COMPLETE BIO \(PDF\)](#)



Defensive lineman **DaQuan Jones** (6-4, 322) is in his third NFL season. He was selected by the Titans in the fourth round (112th overall) of the 2014 NFL Draft.

Jones was one of four members of the team to start all 16 games in 2015, holding down a spot at defensive end for the duration of the campaign. He totaled 67 tackles, 15 quarterback pressures, two tackles for loss and a fumble recovery.

As a rookie, Jones appeared in seven games with one start. He registered 13 tackles, a sack, three quarterback pressures, two tackles for loss and a forced fumble.

A leader at Penn State during a time of turmoil, Jones started 23 of 46 college games, with all of his starting assignments coming during the last two seasons. Jones finished his career with 92 tackles, adding 4.5 sacks for minus 28 yards, 15.5 stops for losses totaling 55 yards, two fumble recoveries and a pass deflection.

As a senior in 2013, he started all 12 games at defensive tackle, finishing fifth on the team with a career-high 56 tackles (33 solos). His tackle total was the most for any interior defensive lineman in the Big Ten during the 2013 campaign. Jones was named first-team All-Big Ten by the league's coaches and second-team All-Conference by the media. He was named Penn State's Outstanding Senior Player and the recipient of the team's Reid-Robinson Award.

Jones is a native of Johnson City, N.Y.

2016 Highlights:

- **Against Minnesota (9/11)**, registered one tackle and one quarterback pressure. He was part of a defense that limited Adrian Peterson to 31 yards



- on 19 carries.
- **At Houston (10/2)**, recorded three tackles.
 - **At Miami (10/9)**, registered a tackle for loss.
 - **Against Cleveland (10/16)**, posted a tackle and a quarterback pressure.
 - **Against Indianapolis (10/23)**, recorded three tackles.
 - **Against Jacksonville (10/27)**, registered a tackle and two quarterback pressures.
 - **At San Diego (11/6)**, tied his career high with seven tackles and added a quarterback pressure.

Jones' Career Statistics:

Year	Team	GP	GS	Tackle	Sack	TFL	QBP	Int	PD	FF	FR
2014	Ten	7	1	13	1.0	2	3	0	0	1	0
2015	Ten	16	16	67	0.0	2	15	0	0	0	1
2016	Ten	9	9	19	0.0	1	5	0	0	0	0
Totals		32	26	99	1.0	5	23	0	0	1	1

Jones' Regular Season Single-Game Highs:

- Tackles** - 7 (Twice, last at San Diego, 11/6/16)
- Sacks** - 1 vs. Indianapolis (12/28/14)
- Quarterback Pressures** - 2 (Six times, last vs. Jacksonville, 10/27/16)
- Forced Fumble** - 1 vs. Indianapolis (12/28/14)
- Fumble Recovery** - 1 vs. Oakland (11/29/15)

#97 • DL KARL KLUG

[CLICK FOR COMPLETE BIO \(PDF\)](#)

Karl Klug (6-3, 278) completed is in his sixth NFL season. He was selected by the Titans in the fifth round (142nd overall) of the 2011 NFL Draft and was re-signed as an unrestricted free agent in March 2015.

Through his first five seasons, Klug (pronounced KLOOG) never missed a game. In 2015, he set a career high with 19 quarterback pressures and recorded four sacks, which was the second-highest total of his career. He added 26 tackles, one pass defended and one forced fumble.


In 2014, Klug appeared in all 16 contests and posted 31 tackles, two sacks, five quarterback pressures and five tackles for loss.

Prior to 2014, Klug saw time at defensive end and defensive tackle in the defense's previous 4-3 scheme.

As a rookie in 2011, Klug emerged as one of the top young pass-rushing defensive tackles in the NFL, compiling a team-high seven sacks. The total tied for sixth place in sacks among all NFL rookies, tied for fourth among all NFL defensive tackles, and led all rookie defensive tackles. Playing in all 16 games (one start), Klug also totaled 32 tackles, 10 quarterback pressures, two tackles for loss, four passes defended and two forced fumbles.

During a four-year career at Iowa, Klug appeared in 40 games with 26 consecutive starts to end his career. He tallied 140 tackles, 31 tackles for loss, 9.5 sacks, eight quarterback pressures, eight passes defended, four forced fumbles and a fumble recovery.

As a senior in 2010, the Caledonia, Minn., native led the Hawkeyes with 13 tackles for loss and 5.5 sacks. He totaled 57 tackles en route to



earning second-team All-Big Ten honors from the league's coaches and media. His honors also included the Roy J. Carver Most Valuable Player Award on defense, the Iron Hawk Award and the Hayden Fry "Extra Heart-beat" Award.

2016 Highlights:

- **At Detroit (9/18)**, recorded four tackles, one sack and two quarterback pressures. In the fourth quarter, he sacked Matthew Stafford for a six-yard loss.
- **Against Oakland (9/25)**, registered a tackle and two quarterback pressures.
- **At Houston (10/2)**, matched his career high with five tackles.
- **At Miami (10/9)**, recorded his first start since 2013 and led the defense with four quarterback pressures. He added a pair of tackles.
- **Against Cleveland (10/16)**, started and tallied three tackles, a tackle for loss and two quarterback pressures.
- **Against Indianapolis (10/23)**, posted three tackles, a half sack, a quarterback pressure and a pass defended. In the third quarter, he teamed with Derrick Morgan to sack Andrew Luck for a six-yard loss. The play gave him 20 career sacks.
- **At San Diego (11/6)**, recorded two tackles and a quarterback pressure.

Klug's Career Regular Season Statistics:


Year	GP	GS	Tackle	Sack	TFL	QBP	Int	PD	FF	FR
2011	16	1	32	7.0	2	10	0	4	2	0
2012	16	1	12	3.5	1	5	0	1	0	0
2013	16	3	26	2.0	0	4	0	2	2	1
2014	16	0	31	2.0	5	5	0	0	0	0
2015	16	0	26	4.0	0	19	0	1	1	0
2016	9	2	22	1.5	1	12	0	1	0	0
Totals	89	7	149	20.0	9	55	0	9	5	1

Klug's Regular Season Single-Game Highs:

- Tackles** - 5 (Twice, last at Houston, 10/2/16)
- Sacks** - 2 (Twice, last at Indianapolis 12/9/12)
- Tackles For Loss** - 2 at Washington (10/19/14)
- Forced Fumbles** - 2 vs. Baltimore (9/18/11)
- Fumble Recovery** - 1 vs. N.Y. Jets (9/29/13)

#96 • DL AL WOODS

[CLICK FOR COMPLETE BIO \(PDF\)](#)



Defensive lineman **Al Woods** (6-4, 307) is in his seventh NFL season and his third campaign with the Titans. He was signed as an unrestricted free agent on March 13, 2014.

Woods appeared in 14 games with nine starts in 2015. He tied his career high with 31 tackles and added three quarterback pressures and three tackles for loss.

Woods' 2014 totals included 31 tackles, a sack, two tackles for loss and a quarterback pressure in 16 games (one start).

The veteran lineman arrived in Tennessee after spending two-plus seasons with the Pittsburgh Steelers. His career totals prior to landing in Tennessee included 39 games, two starts at nose tackle and 2.5 career sacks.

In 2013, his final year with the Steelers, Woods saw action in all 16 games for the first time in his career and notched 20 tackles, two sacks and a pass defended.

Woods entered the NFL as a fourth-round selection by the New Orleans Saints in 2010. He played nine games in his rookie campaign with Tampa Bay and two games for Seattle in his second season. He was claimed off waivers by the Steelers in November of 2011.

A native of Jennings, La., Woods played in 41 games in four seasons at Louisiana State University.

2016 Highlights:

- **Against Minnesota (9/11)**, posted two tackles, including a tackle for loss. He was part of a defense that limited Adrian Peterson to 31 yards on 19 carries.
- **Against Oakland (9/25)**, posted a tackle.
- **At Houston (10/2)**, collected two tackles before leaving the contest in the second quarter with a calf injury.
- **At Miami (10/9)** and **against Cleveland (10/16)**, he was inactive with a calf injury.

- **Against Indianapolis (10/23)**, returned to the starting lineup from a calf injury.
- **Against Jacksonville (10/27)**, registered a quarterback pressure.

Woods' Career Regular Season Statistics:

Year	Team	GP	GS	Tackle	Sack	TFL	QBP	Int	PD	FF	FR
2010	TB	9	0	17	0.5	NA	NA	0	0	0	0
2011	Sea/Pit	2	0	2	0.0	NA	NA	0	0	0	0
2012	Pit	12	0	2	0.0	NA	NA	0	0	0	0
2013	Pit	16	2	20	2.0	NA	NA	0	1	0	0
2014	Ten	16	1	31	1.0	2	1	0	0	0	0
2015	Ten	14	9	31	0.0	3	3	0	0	0	0
2016	Ten	7	4	5	0.0	1	1	0	0	0	0
Totals		76	16	108	3.5	-	-	0	1	0	0

Woods' Regular Season Single-Game Highs:

- Tackles** - 5 (Four times, last vs. Carolina, 11/15/15)
- Sacks** - 2 at Cleveland (11/24/13)
- Passes Defensed** - 1 vs. Cleveland (12/29/13)



- **Against Jacksonville (10/27)**, he was inactive with a foot injury.
- **At San Diego (11/6)**, he recorded a tackle.

Dodd's 2016/Career Statistics:

Year	GP	GS	Tackle	Sack	TFL	QBP	Int	PD	FF	FR
2016	8	1	8	1.0	1	4	0	0	0	0

Dodd's Regular Season Single-Game Highs:

- Tackles** - 6 at Detroit (9/18/16)
- Sacks** - 1 at Detroit (9/18/16)
- Quarterback Pressures** - 4 at Detroit (9/18/16)

Dodd's College Statistics (Clemson University):

Year	GP	GS	Tackle	Sack	TFL	Int	PD	FF	FR
2012	8	0	6	0.0	0.0	0	0	0	0
2013	4	0	7	0.0	0.5	0	0	0	0
2014	12	0	8	0.0	2.5	0	0	0	0
2015	15	15	86	12.0	23.5	0	1	1	1
Totals	39	15	107	12.0	26.5	0	1	1	1

GAME PREVIEW

TEAM NOTES

PLAYER NOTES

MEDIA

STATISTICS

ROSTERS



TITANS LINEBACKERS

No.	Name	Ht	Wt	Exp	College
51	Bass, David	6-4	256	4	Missouri Western St.
93	Dodd, Kevin	6-5	277	R	Clemson
91	Morgan, Derrick	6-4	261	7	Georgia Tech
98	Orakpo, Brian	6-4	257	8	Texas
50	Palmer, Nate	6-2	248	4	Illinois State
55	Spence, Sean	5-11	231	5	Miami (Fla.)
52	Wallace, Aaron	6-2	242	R	UCLA
54	Williamson, Avery	6-1	246	3	Kentucky
59	Woodyard, Wesley	6-0	233	9	Kentucky

#93 • OLB KEVIN DODD

[CLICK FOR COMPLETE BIO \(PDF\)](#)

Kevin Dodd is in his rookie season. He was selected by the Titans with the 33rd overall draft choice in the second round of the 2016 NFL Draft.

The 6-foot-5-inch, 277-pounder is transitioning to a 3-4 outside linebacker with the Titans after playing defensive end at Clemson.

With the Tigers, Dodd served as a reserve in his first three seasons before bursting on the scene as one of the country's top pass rushers during his redshirt junior campaign. His career totals included 107 tackles, 26.5 tackles for loss and 12 sacks over 39 career games.

In his final collegiate campaign, the Greenville, S.C., native started all 15 games and tallied 12 sacks, 23.5 stops for loss, 86 total tackles and 13 quarterback pressures. He ranked in the national top 10 in sacks, and only teammate Shaq Lawson ranked ahead of him nationally in tackles for loss. He was named honorable mention All-ACC by the media after starting all 15 games and registering 86 tackles, 23.5 for loss and 12 sacks.

In the National Championship Game against Alabama, he produced a career-high five tackles for loss and three sacks, both of which set Clemson single-game postseason records.

He is a native of Greenville, S.C.



2016 Highlights:

- **Against Minnesota (9/11)**, made his NFL regular season debut.
- **At Detroit (9/18)**, recorded his first NFL start and tallied six tackles, one sack, one tackle for loss and four quarterback pressures. On the final play of the first half, he tallied his first career sack, taking down Matthew Stafford for a six-yard loss.

#91 • OLB DERRICK MORGAN

[CLICK FOR COMPLETE BIO \(PDF\)](#)

Derrick Morgan (6-3, 261) is in his seventh NFL season. He was selected by the Titans with the 16th overall draft choice in the 2010 NFL Draft, and in March 2015, he was re-signed as an unrestricted free agent.

Morgan's 2015 campaign came to an end when he was placed on injured reserve on Dec. 17 with a shoulder injury. Prior to the injury, he appeared in 10 games and registered 34 tackles, 4.5 sacks, 13 quarterback pressures, six tackles for loss, two passes defensed and a forced fumble.

In 2014, Morgan produced the biggest numbers of his career after switching from a 4-3 defensive end to a 3-4 outside linebacker. He started all 16 games for the second time in his career and led the squad with 6.5 sacks. His 27 quarterback pressures and 13 tackles for loss tied for the team lead and set career highs. Also, his nine passes defensed and two forced fumbles set career highs.

In 2013, Morgan played in 15 games with 14 starts at defensive end and ranked second on the team with six sacks, eight quarterback pressures and three tackles for loss (tied). His totals also included 54 tackles, one pass defensed, one forced fumble and one fumble recovery.

In 2012, Morgan started all 16 games for the first time in his career and led the Titans with 6.5 sacks and 19 quarterback pressures. He also set a career high with 68 tackles and added five tackles for loss, five passes defensed, a forced fumble and a fumble recovery.

Morgan played in 15 games in 2011 and led the Titans with 20 quarterback pressures. He added 47 tackles, 2.5 sacks, three tackles for loss and two passes defensed.

As a rookie, an ACL tear ended his rookie campaign after only four games.

In three seasons at Georgia Tech, the Coatesville, Pa., native totaled 115 tackles, 19.5 sacks, 29.5 tackles for loss, five passes defensed, six



fumble recoveries and two forced fumbles in 39 games. He started the final 27 consecutive games of his college career at left defensive end. Prior to entering the NFL after his junior season, he was named the ACC Defensive Player of the Year with an ACC-high 12.5 sacks.

2016 Highlights:

- **Against Minnesota (9/11)**, recorded four tackles before leaving the contest in the third quarter with a left hamstring injury. He helped limit Adrian Peterson to 31 yards on 19 carries.
- **At Detroit (9/18)**, he was inactive with a hamstring injury.
- **Against Oakland (9/25)**, registered two tackles.
- **At Houston (10/2)**, recorded three quarterback pressures.
- **At Miami (10/9)**, posted four tackles, two sacks and two quarterback pressures. In the first quarter, he recorded his first sack of the season, dropping Ryan Tannehill for a seven-yard loss. He added a two-yard sack in the third quarter, marking the fourth time in his career he recorded two or more sacks in a single game.
- **Against Cleveland (10/16)**, set a new career high with five quarterback pressures and added a sack and three total tackles. In the fourth quarter, he sacked Cody Kessler for a 10-yard loss, notching his third sack of the season.
- **Against Indianapolis (10/23)**, registered four tackles, 1.5 sacks, a tackle for loss and three quarterback pressures. He recorded his third consecutive game with at least one sack, accomplishing the feat for the first time in his career. He dropped Andrew Luck for a six-yard loss in the second quarter and split a six-yard sack with Karl Klug in the third quarter. His 4.5 sacks over a three-week period were the most he ever had in any three-game span.
- **Against Jacksonville (10/27)**, posted a sack and a quarterback pressure. In the third quarter, he dropped Blake Bortles for a six-yard sack. It marked his fourth consecutive game with at least one sack—the first time in his career he accomplished the feat.
- **At San Diego (11/6)**, led the team with four quarterback pressures and added four tackles, including a tackle for loss.

Morgan's Career Regular Season Statistics:

Year	GP	GS	Tackle	Sack	TFL	QBP	Int	PD	FF	FR
2010	4	0	10	1.5	0	1	0	1	0	0
2011	15	10	47	2.5	3	20	0	2	0	0
2012	16	16	68	6.5	5	19	0	5	1	1
2013	15	14	54	6.0	3	8	0	1	1	1
2014	16	16	82	6.5	13	27	0	9	2	0
2015	10	10	34	4.5	6	13	0	2	1	0
2016	8	8	22	5.5	2	18	0	0	0	0
Totals	84	74	315	33.0	32	106	0	20	5	2

Morgan's Regular Season Single-Game Highs:

- Tackles** - 13 at Philadelphia (11/23/14)
- Sacks** - 2 (Four times, last at Miami, 10/9/16)
- Quarterback Pressures** - 5 vs. Cleveland (10/16/16)
- Fumble Recovery** - 1 at Buffalo (10/21/12)
- Forced Fumble** - 1 (Four times, last at Jacksonville, 12/18/14)
- Tackles For Loss** - 3 (Twice, last vs. Indianapolis, 12/28/14)

FRANCHISE SACK LEADERS

Derrick Morgan ranks among the franchise's all-time leaders in career sacks. He is currently 10th in franchise annals with 33 career sacks.

Most career sacks, franchise history:

Player	Position	Seasons	Sacks*
1. Elvin Bethea	DE	1968–83	105.0
2. Ray Childress	DT	1985–95	75.5
3. Jesse Baker	DE	1979–87	66.0
4. William Fuller	DE	1986–93	59.0
5. Sean Jones	DE	1988–93	57.5
6. Jevon Kearse	DE	1999–03, 2008–09	52.0
7. Robert Brazile	LB	1975–84	48.0
8. Ted Washington	LB	1973–82	45.0
9. Kyle Vanden Bosch	DE	2005–09	38.5
10. Derrick Morgan	OLB	2010–16	33.0
11. Jurrell Casey	DT	2011–16	31.0
Curley Culp	DT	1974–80	31.0

* Individual sacks became an official statistic in 1982. Sacks recorded prior to 1982 are unofficial.



SACKS BY TITANS/OILERS LINEBACKERS

Prior to the 2014 season, **Derrick Morgan** switched from a 4-3 defensive end to a 3-4 outside linebacker.

In his first season in his new position, Morgan led the team with 6.5 sacks, becoming the 11th Titans/Oilers linebacker to record five or more sacks from the time individual sacks became an official statistic in 1982 through 2014.


In 2015, newcomer **Brian Orakpo** registered seven sacks to come in third on the list.

Franchise linebackers with 5.0 sacks in a season since 1982:

Linebacker	Season	Sacks
1. Lamar Lathon	1994	8.5
2. Johnny Meads	1988	8.0
3. Brian Orakpo	2016	7.0
Brian Orakpo	2015	7.0
5. Derrick Morgan	2014	6.5
Robert Brazile	1982	6.5
Akeem Ayers	2012	6.0
Mike Barrow	1996	6.0
Eddie Robinson	1999	6.0
10. Derrick Morgan	2016	5.5
Zach Brown	2012	5.5
Greg Favors	2000	5.5

#98 • OLB BRIAN ORAKPO

[CLICK FOR COMPLETE BIO \(PDF\)](#)



Outside linebacker **Brian Orakpo** (6-4, 257) is in his eighth NFL season and his second campaign with the Titans. He was signed as an unrestricted free agent on March 13, 2015.

In 2015, Orakpo was voted by his teammates as a defensive captain. He started all 16 games for the third time in his career and for the first time since 2011. His seven sacks tied for the team lead, and he led the squad with 37 quarterback pressures and 12 tackles for loss. He added 64 tackles, five passes defended and a forced fumble.

Orakpo spent the previous six years as a member of the Washington Redskins, who selected him in the first round (13th overall) of the 2009 NFL Draft. During his time in Washington, Orakpo was named to the Pro Bowl three times (2009, 2010 and 2013). His career totals in Washington included 40 sacks, 255 tackles, one interception, 17 passes defended, six forced fumbles and three fumble recoveries in 71 starts. He recorded eight multi-sack games.

As a rookie in 2009, he earned Pro Bowl honors and set a Redskins rookie record with 11 sacks, which also led all NFL rookies.

For each of his first three seasons in Washington, Orakpo led or tied for the team lead in sacks, but he missed most of the 2012 and 2014 seasons with pectoral injuries.

In 2013, he earned his third Pro Bowl selection, as he registered 10

sacks, 60 tackles, one interception return for touchdown, 18 quarterback hits, 16 tackles for loss and two fumble recoveries.

A native of Houston, Texas, Orakpo was drafted by the Redskins out of the University of Texas, where he finished his college career with 22 sacks. He was as a multiple award winner in college, including the Nagurski (nation's top defensive player), Lombardi (nation's top lineman) and the Hendricks (nation's top defensive end). He was a part of the Texas team that won the National Title at the conclusion of the 2005 season.

2016 Highlights:

- **Against Minnesota (9/11)**, he was part of a defense that held Adrian Peterson to 31 yards on 19 carries.
- **At Detroit (9/18)**, led the defense with two sacks and two tackles for loss, tied for the team lead with four quarterback pressures and totaled five tackles. In the third quarter, he took Matthew Stafford down for a one-yard loss, and late in the fourth quarter, he added a nine-yard sack. It was his 10th career game with two or more sacks.
- **Against Oakland (9/25)**, totaled two tackles, a team-high three quarterback pressures and a sack. He ended an Oakland drive in the third quarter by dropping Derek Carr for a four-yard loss on third down. The sack was the 50th of his career.
- **At Houston (10/2)**, posted four tackles, a sack, a team-high four quarterback pressures and one pass defensed. Late in the first quarter, he recorded his fourth sack of the season (51st of his career), dropping Brock Osweiler for a 10-yard loss. It marked the first occasion in his eight-year career to reach four sacks in the first four games of a season.
- **At Miami (10/9)**, tied for the team lead and tied his career high with eight tackles, including two sacks. He added a tackle for loss and three quarterback pressures. He recorded his fourth consecutive game with at least one sack, producing a pair of sacks in a three-play span in the fourth quarter. He dropped Ryan Tannehill for a nine-yard loss on first down and posted a 10-yard sack on third down to end the series. Orakpo's six sacks on the season set a personal best for the first five games of a season, and he became the third player for the franchise to record six or more sacks in the first five games of a season since individual sacks became an official statistic in 1982, joining Kyle Vanden Bosch (6.5 in 2005) and William Fuller (6.0 in 1991).
- **Against Cleveland (10/16)**, finished the game with four tackles, one sack and three quarterback pressures. In the third quarter, he recorded a nine-yard sack, taking down Browns quarterback Cody Kessler. The play gave Orakpo five consecutive games with at least one sack, marking the eighth time in franchise history a player accomplished the feat and the first time since Jevon Kearse had six consecutive games with a sack in 2003. He also became the first Titans player since Kearse (1999–2001) to record at least seven sacks in consecutive seasons.
- **Against Indianapolis (10/23)**, posted a pair of tackles.
- **Against Jacksonville (10/27)**, tallied three quarterback pressures.
- **At San Diego (11/6)**, registered three tackles and three quarterback pressures.



Orakpo's Career Regular Season Statistics:

Year	Team	GP	GS	Tackle	Sack	TFL	QBP	Int	PD	FF	FR
2009	Was	16	16	61	11.0	13	20	0	1	1	0
2010	Was	15	15	78	8.5	9	47	0	2	1	0
2011	Was	16	16	66	9.0	7	35	0	5	3	1
2012	Was	2	2	8	1.0	1	3	0	3	1	0
2013	Was	15	15	70	10.0	15	42	1	5	0	2
2014	Was	7	7	28	0.5	1	9	0	1	0	0
2015	Ten	16	16	64	7.0	12	37	0	5	1	0
2016	Ten	9	9	28	7.0	3	23	0	1	0	0
Totals		96	96	403	54.0	61	216	1	23	7	3

Orakpo's Regular Season Single-Game Highs:

- Tackles** - 8 (Four times, last at Miami, 10/9/16)
- Sacks** - 4 at Oakland (12/13/09)
- Interceptions** - 1 vs. Chicago (10/20/13)
- Forced Fumble** - 1 (Seven times, last at Jacksonville, 11/19/15)
- Fumble Recovery** - 1 (Three times, last at Atlanta, 12/15/13)
- Passes Defensed** - 3 at New Orleans (9/9/12)

2016 NFL SACK LEADERS

In 2016, **Brian Orakpo** is tied for sixth in the NFL in sacks, trailing only **Lorenzo Alexander**, **Von Miller**, **Cliff Avril**, **Dee Ford** and **Vic Beasley Jr.**

Most sacks in 2016:

Player	Team	Sacks
1. Von Miller	Den	9.5
2. Lorenzo Alexander	Buf	9.0
Dee Ford	KC	9.0
4. Cliff Avril	Sea	7.5
Vic Beasley Jr.	Atl	7.5
6. Brian Orakpo	Ten	7.0
Kerry Hyder	Det	7.0
Ryan Kerrigan	Was	7.0
Khalil Mack	Oak	7.0
Erik Walden	Ind	7.0

SACK STREAK

Outside linebacker **Brian Orakpo** recorded at least one sack in five consecutive weeks during the 2016 season (Weeks 2-6). It was only the eighth occasion in franchise history in which a player had at least one sack in five consecutive games.

The last player to accomplish the feat was **Jevon Kearse**, who had eight consecutive games with a sack in 1999 and recorded a six-game streak in 2003.

In addition to Orakpo and Kearse, the players in franchise history with five consecutive games with a sack are **Curley Culp** (eight consecutive games from 1974–1975), **Sean Jones** (seven in 1990), **Jesse Baker** (six in 1979 and again from 1981–1982) and **William Fuller** (five in 1991).

Prior to 2016, Orakpo's previous high was four consecutive games with at least one sack. He accomplished the feat in 2013 as a member of the Washington Redskins and hit the mark again in 2015, his first season in Tennessee.

Most consecutive games with one sack or more, franchise history:

Player	Position	Season(s)	Consecutive Games with a Sack
1. Jevon Kearse	DE	1999	8
Curley Culp	DT	1974–1975	8
3. Sean Jones	DE	1990	7
4. Jevon Kearse	DE	2003	6
Jesse Baker	DE	1981–1982	6
Jesse Baker	DE	1979	6
7. Brian Orakpo	OLB	2016	5
William Fuller	DE	1991	5

SACKS BY AFC LINEBACKERS IN 2015

Titans outside linebacker **Brian Orakpo** tied for sixth in the AFC among linebackers with seven sacks in 2015.

Sack leaders in 2015 among AFC linebackers:

Player	Team	Sacks
1. Whitney Mercilus	Hou	12.0
2. Von Miller	Den	11.0
3. Melvin Ingram	SD	10.5
4. Justin Houston	KC	7.5
DeMarcus Ware	Den	7.5
6. Brian Orakpo	Ten	7.0
Robert Mathis	Ind	7.0
8. Tamba Hali	KC	6.5
9. Jerry Attaochu	SD	6.0
Elvis Dumervil	Bal	6.0

#55 • ILB SEAN SPENCE

[CLICK FOR COMPLETE BIO \(PDF\)](#)

Linebacker **Sean Spence** (5-11, 231) is in his fifth NFL season and his first campaign with the Titans. He was signed by the Titans as an unrestricted free agent on March 16, 2016.

Spence was originally selected by the Pittsburgh Steelers in the third round (86th overall) of the 2012 NFL Draft. He spent his first four NFL seasons with the Steelers, including his initial three campaigns working with current Titans defensive coordinator **Dick LeBeau**.

He missed the entirety of his first two pro seasons due to a knee injury but bounced back to play in 31 regular season games in his next two campaigns (2014–2015). His totals in Pittsburgh included 86 tackles, two sacks, a fumble recovery and six special teams stops.

In 2015, Spence appeared in 15 games with four starts and posted 34 tackles, a sack and three special teams stops.

Spence was the recipient of the Steelers' Ed Block Courage Award in 2014, due to his efforts to come back from the knee injury he endured during his rookie preseason.

The Miami, Fla., native started 40 of his 47 games at the University of Miami (Fla.). He finished his career with the Hurricanes ranked 11th in school history with 318 tackles that included 10.5 sacks and 47 stops for losses. He became the first Hurricane to record 100 tackles in consecutive seasons since **Jonathan Vilma** in 2003.



2016 Highlights:

- **Against Minnesota (9/11)**, posted four tackles, one quarterback pressure and one pass defended.
- **At Detroit (9/18)**, started in the nickel defense and tied his career high with eight tackles.
- **Against Oakland (9/25)**, started in the nickel defense and registered five tackles on defense and a team-high four stops on special teams.
- **At Houston (10/2)**, collected four tackles and added two quarterback pressures.
- **At Miami (10/9)**, tied for the team lead and matched his career high with eight tackles.
- **Against Cleveland (10/16)**, registered five tackles, a sack and two quarterback pressures. In the fourth quarter, he recorded his first sack in a Titans uniform and the third sack of his career, dropping Cody Kessler for a two-yard loss.



- **Against Indianapolis (10/23)**, notched four tackles.
- **Against Jacksonville (10/27)**, posted six tackles, one quarterback pressure and one pass defended.
- **At San Diego (11/6)**, started and registered eight tackles, including a pair of tackles for loss.

Spence's Career Regular Season Statistics:

Year	Team	GP	GS	Tackle	Sack	TFL	QBP	Int	PD	FF	FR
2012	Pit	0	0								
Injured Reserve											
2013	Pit	0	0								
Physically Unable to Perform											
2014	Pit	16	9	52	1.0	NA	NA	0	1	0	1
2015	Pit	15	4	34	1.0	NA	NA	0	0	0	0
2016	Ten	9	3	52	1.0	2	6	0	2	0	0
Totals		40	16	138	3.0	NA	NA	0	3	0	1

Spence's Regular Season Single-Game Highs:

- Tackles** - 8 (Four times, last at San Diego, 11/6/16)
- Sacks** - 1 (Three times, last vs. Cleveland, 10/16/16)
- Passes Defended** - 1 (Three times, last vs. Jacksonville, 10/27/16)
- Fumble Recovery** - 1 vs. Houston (10/20/14)

#54 • ILB AVERY WILLIAMSON

[CLICK FOR COMPLETE BIO \(PDF\)](#)

Linebacker **Avery Williamson** (6-1, 246) is in his third NFL season. He was selected by the Titans in the fifth round (151st overall) of the 2014 NFL Draft.

Williamson started 15 games in 2015 and led the team with 137 tackles, recording the highest tackle total by a Titans linebacker since **Stephen Tulloch's** 169 stops in 2010. Williamson became the first defender in the "Titans era" (1999–present) to begin his career with two consecutive 100-tackle seasons. His 2015 statistics also included 3.5 sacks, 13 quarterback pressures and an interception.


In 2014, Williamson had one of the most productive seasons of any Titans defensive rookie in recent memory. Even though he did not record his first start until Week 5, he produced 107 tackles to rank third on the team in 2014 and record the highest tackle total by a rookie in the "Titans era" (1999–present). He added three sacks, eight quarterback pressures, eight tackles for loss, four passes defended, two fumble recoveries and seven stops on special teams.

During a four-year career at Kentucky, Williamson played in 49 games with 21 starts. He finished his career with 296 total tackles, including double-digit tackles in 12 career contests. After primarily serving on special teams in his first two years, he went over the 100-tackle mark as a junior and senior.

As a senior in 2013, he was a team captain and led the squad in tackles for the second consecutive season. His 102 tackles tied for fourth place in the SEC, and he was named All-SEC second team by Associated Press. The Milan, Tenn., native grew up as a Titans fan.

2016 Highlights:

- **Against Minnesota (9/11)**, led the team with 10 tackles, including a tackle for loss, and added a quarterback pressure. He was a member of a defense that limited Adrian Peterson to 31 yards on 19 carries.
- **At Detroit (9/18)**, led the Titans with 11 tackles.
- **Against Oakland (9/25)**, led the team with 13 tackles and added a quarterback pressure and his second career interception. In the fourth quarter, he picked off a pass from Derek Carr after it was initially tipped by cornerback Jason McCourty.
- **At Houston (10/2)**, led the team with 15 tackles, including a tackle for loss. It was his third career game with at least 15 tackles.
- **At Miami (10/9)**, tied for the team lead with eight tackles.
- **Against Cleveland (10/16)**, led the team with 10 tackles, including a sack, and added two quarterback pressures. In the fourth quarter, he recorded his first sack of the season, taking Cody Kessler down for a five-yard loss.
- **Against Indianapolis (10/23)**, led the club with nine tackles.
- **Against Jacksonville (10/27)**, tied for the club lead with eight tackles and added a sack and a quarterback pressure. In the second quarter, he recorded his second sack of the season, dropping Blake Bortles for a nine-yard loss.
- **At San Diego (11/6)**, tied for the team lead with 10 tackles.





Williamson's Career Regular Season Statistics:

Year	Team	GP	GS	Tackle	Sack	TFL	QBP	Int	PD	FF	FR
2014	Ten	16	12	107	3.0	8	8	0	4	0	2
2015	Ten	15	15	137	3.5	9	13	1	1	0	0
2016	Ten	9	9	94	2.0	2	5	1	1	0	0
Totals		40	36	338	8.5	19	26	2	6	0	2

Williamson's Regular Season Single-Game Highs:

- Tackles** - 16 vs. Carolina (11/15/15)
- Sacks** - 2 vs. Pittsburgh (11/17/14)
- Tackle For Loss** - 3 (Twice, last at Jacksonville, 11/19/15)
- Quarterback Pressures** - 3 vs. Pittsburgh (11/17/14)
- Interceptions** - 1 (Twice, last vs. Oakland, 9/25/16)
- Fumble Recovery** - 1 (Twice, last at Washington, 10/19/14)
- Passes Defensed** - 2 vs. Cleveland (10/5/14)

2015 TITANS TACKLE LEADERS

Linebacker **Avery Williamson** finished first among Titans defenders with 137 tackles in 2015. He became the first defender in the "Titans era" (1999–present) to begin his career with two consecutive 100-tackle seasons.

Titans tackle leaders in 2015 (by total tackles):

Player	Pos	Total	Solo	Assist
1. Avery Williamson	ILB	137	79	58
2. Wesley Woodyard	ILB	110	70	40
3. Michael Griffin	S	101	67	34
4. Zach Brown	ILB	98	65	33
5. Jurell Casey	DT	86	48	38
6. DaQuan Jones	DE	67	45	22
7. Brian Orakpo	OLB	64	44	20
8. Coty Sensabaugh	CB	58	42	16
9. Da'Norris Searcy	S	54	41	13
10. David Bass	OLB	42	23	19

16 TACKLES IN A GAME

Against the Carolina Panthers on Nov. 15, 2015, **Avery Williamson** was credited with 16 tackles, as determined by the defensive coaching staff's film review*. He had nine solo stops and seven assists.

In the "Titans era" (since 1999), Williamson is only the ninth player to record 16 tackles in a game, and he was the first to accomplish the feat since **Michael Griffin** had 18 total stops at San Diego on Sept. 16, 2012.

Most total tackles in a game by a Titans defender, 1999–present (all totals from coaches' film review):

Player	Date	Opponent	Total Tackles*
1. Brad Kassell	Jan. 2, 2005	Detroit	19
Keith Bulluck	Sept. 28, 2003	at Pittsburgh	19
3. Michael Griffin	Sept. 16, 2012	at San Diego	18
Jordan Babineaux	Oct. 23, 2011	Houston	18
5. Stephen Tulloch	Dec. 5, 2010	Jacksonville	17
Peter Sirmon	Dec. 7, 2003	Indianapolis	17
7. Avery Williamson	Nov. 15, 2015	Carolina	16
Keith Bulluck	Oct. 5, 2003	at New England	16
Keith Bulluck	Oct. 27, 2002	at Cincinnati	16

* Tackle statistics compiled by coaches often differ from press box tallies from the same game.

WILLIAMSON AND THE 2014 ROOKIE CLASS

Avery Williamson played in all 16 games as a rookie, including starts in each of the final 12 games of the season. His statistics included 107 tackles, three sacks and two fumble recoveries.

Among rookies, Williamson's tackle tally ranked fourth in the NFL, according to tackle statistics published by NFL teams, which sometimes differ from "press box statistics." Williamson ranked behind only Baltimore's **C.J. Mosley** (129 tackles), San Francisco's **Chris Borland** (128) and Buffalo's **Preston Brown** (108).

Among rookie inside linebackers, Williamson and Mosley tied for the sack lead, and Williamson led the group in defensive fumble recoveries.

Most tackles among ALL ROOKIES in 2014 (using team-published tackle statistics):

Player	Team	Position	Total Tackles
1. C.J. Mosley	Baltimore	ILB	129
2. Chris Borland	San Francisco	ILB	128
3. Preston Brown	Buffalo	OLB	108
4. Avery Williamson	Tennessee	ILB	107
5. E.J. Gaines	St. Louis	CB	105
6. Anthony Hitchens	Dallas	OLB	100
7. Telvin Smith	Jacksonville	OLB	99
8. Christian Jones	Chicago	ILB	98
9. Ha Ha Clinton-Dix	Green Bay	FS	95
10. Khalil Mack	Oakland	OLB	84

Most sacks by rookie INSIDE LINEBACKERS in 2014:

Player	Team	Sacks
1. C.J. Mosley	Baltimore	3
2. Avery Williamson	Tennessee	3
3. Christian Jones	Chicago	2
4. Chris Kirksey	Cleveland	2

Most defensive fumble recoveries by rookie INSIDE LINEBACKERS in 2014:

Player	Team	Fumble Recoveries
1. Avery Williamson	Tennessee	2
2. Chris Borland	San Francisco	1
Christian Jones	Chicago	1
C.J. Mosley	Baltimore	1

TACKLES BY TITANS ROOKIES SINCE 1999

Titans rookie inside linebacker **Avery Williamson** began the 2014 season as a reserve. In Week 5 against Cleveland, he recorded his first career start and started every contest for the rest of the year.

Williamson finished the 2014 campaign with 107 tackles—more than any other rookie for the team since 1999. In the franchise's 16 years as the Titans, the previous defensive rookie with the most tackles was cornerback **Alterraun Verner** with 103 stops in 2010.

Most tackles by a Titans rookie, 1999–2014:

Player	Position	Season	Total	Solo	Assist
1. Avery Williamson	LB	2014	107	55	52
2. Alterraun Verner	CB	2010	103	76	27
3. Zach Brown	LB	2012	93	70	23
4. Akeem Ayers	LB	2011	88	66	22
5. Jevon Kearse	DE	1999	85	59	26
6. Colin McCarthy	LB	2011	76	61	15
7. Jurrell Casey	DT	2011	74	41	33
8. Carlos Hall	DE	2002	70	43	27
9. Tank Williams	S	2002	69	55	14
10. Andre Dyson	CB	2001	58	52	6

Note: Tackle statistics for the Titans are compiled from coaches' film study after each game. They sometimes differ from the "press box statistics" tallied at each game.

#59 • ILB WESLEY WOODYARD

[CLICK FOR COMPLETE BIO \(PDF\)](#)



Linebacker **Wesley Woodyard** (6-0, 233) is in his ninth NFL season and his third campaign with the Titans. He was signed as an unrestricted free agent on March 14, 2014.

Woodyard was named a team captain by his teammates in 2015 for the second time as a member of the Titans and for the eighth time (every season) in his career.

Woodyard played in all 32 games during his first two seasons with the club. In 2015, he recorded 12 starts, finished second on the team with 110 tackles and ranked third on the squad with five sacks. He added nine quarterback pressures, seven tackles for loss, three passes defended, a forced fumble, a fumble recovery and six special teams tackles.

In 2014, Woodyard's totals in his first season with the Titans included 16 starts and a career-high 134 tackles, which led the team. He added 2.5 sacks, nine quarterback pressures, eight tackles for loss, two interceptions and four passes defended.

Woodyard joined the Titans after spending the first six years of his career with the Denver Broncos. He appeared in 87 regular-season games with 40 starts. For his Broncos career, he totaled 396 tackles, eight sacks, five interceptions, six forced fumbles and one fumble recovery.

As the middle linebacker from 2012-13, Woodyard started 24 total games and registered 197 tackles, seven sacks, four interceptions and three forced fumbles.

In 2012, Woodyard led the Broncos with a career-high 114 tackles. He ranked second on the squad in both 2013 (83) and 2011 (87).

Also in 2012, he was the only NFL player to record at least 100 tackles, five sacks and three interceptions. He was only the 12th NFL player to accomplish the feat over a 30-year span.

The LaGrange, Ga., native entered the NFL as an undrafted free agent out of the University of Kentucky. He earned first-team All-SEC honors during each of his final two seasons with the Wildcats.

2016 Highlights:

- **Against Minnesota (9/11)**, tallied six tackles, two quarterback pressures, a pass defended and a special teams stop. He was a member of a defense that limited Adrian Peterson to 31 yards on 19 carries.
- **At Detroit (9/18)**, recorded eight tackles.
- **Against Oakland (9/25)**, posted two tackles, including a tackle for loss.
- **At Houston (10/2)**, collected five tackles, including a team-high two tackles for loss, and added a pair of quarterback pressures.
- **Against Cleveland (10/16)**, posted five tackles, a sack and two quarterback pressures. He was credited with his first sack of the season, forcing Browns quarterback Cody Kessler out of bounds for no gain in the first quarter.
- **Against Indianapolis (10/23)**, registered four tackles.
- **Against Jacksonville (10/27)**, tallied six tackles.
- **At San Diego (11/3)**, tied for the team lead with 10 tackles and also registered one sack, one tackle for loss and one quarterback pressure. In the second quarter, he dropped Philip Rivers for a seven-yard loss on third down to pick up his second sack of the season.

Woodyard's Career Regular Season Statistics:

Year	Team	GP	GS	Tackle	Sack	TFL	QBP	Int	PD	FF	FR
2008	Den	16	6	54	0.0	NA	NA	0	1	1	0
2009	Den	16	0	35	0.0	NA	NA	1	2	1	0
2010	Den	11	3	23	1.0	NA	NA	0	0	0	0
2011	Den	15	7	87	0.0	NA	NA	0	2	2	0
2012	Den	15	14	114	5.5	NA	NA	3	6	1	1
2013	Den	14	10	83	1.5	NA	NA	1	4	1	0
2014	Ten	16	16	134	2.5	8	9	2	4	0	0
2015	Ten	16	12	110	5.0	7	9	0	3	1	1
2016	Ten	9	6	46	2.0	4	7	0	2	0	0
Totals		128	74	686	17.5	NA	NA	7	24	7	2

Woodyard's Regular Season Single-Game Highs:

- Tackles** - 15 at New England (11/24/13)
- Sacks** - 1.5 vs. Cleveland (12/23/12)
- Interceptions** - 1 (Seven times, last at Washington, 10/19/14)
- Forced Fumble** - 1 (Seven times, last at Cleveland, 9/20/15)
- Fumble Recovery** - 1 vs. San Diego (11/18/12)
- Passes Defended** - 2 (Three times, last at Indianapolis, 1/3/15)

2014 TITANS TACKLE LEADERS

Linebacker **Wesley Woodyard** finished first among Titans defenders with a career-high 134 tackles in 2014.

Titans tackle leaders in 2014 (by total tackles):

Player	Pos	Total	Solo	Assist
1. Wesley Woodyard	ILB	134	66	68
2. Michael Griffin	S	115	83	32
3. Avery Williamson	ILB	107	55	52
4. Jurrell Casey	DT	86	58	28
5. Jason McCourty	CB	85	77	8
6. Derrick Morgan	OLB	82	52	30
7. George Wilson	S	65	49	16
8. Blidi Wreh-Wilson	S	57	47	10
9. Sammie Hill	NT	47	30	17
10. Ropati Pitoitua	DE	45	21	24

MORE TITANS LINEBACKERS

51 - OLB DAVID BASS

- **David Bass** (6-4, 256) was claimed off waivers from the Chicago Bears on Sept. 6, 2015.
- In 2015, he began the season as a reserve and stepped into the starting lineup after Derrick Morgan suffered a shoulder injury. He played in all 16 games with starts in each of the final seven contests. His statistics included 42 tackles, 1.5 sacks, nine quarterback pressures, five tackles for loss, one interception, five passes defended, two fumble recoveries and eight special teams tackles.
- Bass joined the Titans after two seasons with the Bears. While with the Bears, he totaled 20 games played (two starts), 29 tackles, four sacks, one forced fumble and an interception return for touchdown.
- He was a seventh-round selection by the Oakland Raiders in the 2013 NFL Draft. He was waived by the Raiders following training camp that year and claimed by the Bears.
- A native of St. Louis, Mo., Bass played four years of college football for Missouri Western State, where he tallied a school-record 40.5 sacks and earned Division II All-America honors.

2016 Highlights:

- **At Detroit (9/18)**, recorded a tackle and a quarterback pressure.

50 - ILB/OLB NATE PALMER

- **Nate Palmer** (6-2, 248) was claimed off waivers by the Titans from the Green Bay Packers on April 11, 2016.
- Palmer spent his first three NFL seasons with the Green Bay Packers. He appeared in 24 games with 12 starts from 2013-15, while missing the entirety of his second season with an injury. He played both inside and outside linebacker during his time with the Packers.
- In 2015, he played in a career-best 16 games with 10 starts for Green Bay and registered career highs with 80 tackles, a sack, two quarterback pressures and three passes defended.
- The Chicago, Ill., native was originally selected by the Green Bay Packers in the sixth round (193rd overall) of the 2013 NFL Draft.

2016 Highlights:


- **At Detroit (9/18)**, tied for the team lead with two special teams tackles.
- **At Houston (10/2)**, he was inactive with a knee injury.

52 - OLB AARON WALLACE

- **Aaron Wallace** (6-2, 242) was selected by the Titans in the seventh round (222nd overall) of the 2016 NFL Draft.
- During Wallace's career at UCLA, he waited for an opportunity to play regularly during his first three seasons and then became a mainstay for the Bruins as a senior. He played in 49 career games and recorded 12 starts. His career totals included 92 tackles, seven sacks, 12.5 tackles for loss and one pass defended.
- In 2015, his seven sacks and 12.5 tackles for loss led UCLA as a senior. He played in all 13 games and recorded eight starts.
- He is a native of San Diego, Calif.

2016 Highlights:

- **At Detroit (9/18)**, made his regular season debut and registered three tackles.



TITANS CORNERBACKS

No.	Name	Ht	Wt	Exp	College
47	Blake, Valentino	5-9	198	5	Texas El Paso
20	Cox, Perrish	6-0	190	6	Oklahoma State
23	McCain, Brice	5-9	190	8	Utah
30	McCourty, Jason	6-0	193	8	Rutgers
23	Okotcha, Bennett (IR)	6-0	195	R	Texas San Antonio
28	Riggs, Cody	5-9	187	2	Notre Dame
36	Sims, LeShaun	6-0	203	R	Southern Utah

#47 • CB VALENTINO BLAKE

[CLICK FOR COMPLETE BIO \(PDF\)](#)

Cornerback **Valentino Blake** (5-9, 198) is in his fifth NFL season and his first campaign with the Titans. He was signed by the Titans as an unrestricted free agent on March 18, 2016.

Blake was originally signed by the Jacksonville Jaguars as a rookie free agent in 2012 but spent the previous three seasons (2013-15) with the Pittsburgh Steelers. He appeared in 62 games with 17 starts during his first four seasons, totaling 110 tackles, three interceptions, 18 passes defended, two forced fumbles, one fumble recovery, a sack and 34 special teams tackles.

In 2015, Blake started all 16 games for the Steelers and set career-highs with 74 tackles, two interceptions and 11 passes defended. He also started both of Pittsburgh's postseason games and recorded an interception in a Wild Card game at Cincinnati.

In four years at the University of Texas at El Paso, The Missouri City, Texas, native saw action in 42 games with 25 starts. He recorded 137 tackles and 22 pass breakups.



2016 Highlights:

- **Against Oakland (9/25)**, registered two tackles on defense and one stop on special teams.
- **At Houston (10/2)**, recorded a tackle on special teams.
- **At Miami (10/9)**, recorded a tackle on special teams.
- **Against Cleveland (10/16)**, recorded a tackle on special teams.
- **Against Indianapolis (10/23)**, posted three tackles, playing extensively on defense after Perrish Cox left the game with an injury early in the second quarter.
- **Against Jacksonville (10/27)**, played extensively at cornerback and tallied five tackles and two passes defended.
- **At San Diego (11/6)**, posted a special teams stop.

Blake's Career Regular Season Statistics:

Year	Team	GP	GS	Tackle	Sack	TFL	QBP	Int	PD	FF	FR
2012	Jax	16	0	0	0.0	NA	NA	0	0	0	0
2013	Pit	14	0	0	0.0	NA	NA	0	0	0	0
2014	Pit	16	1	36	0.0	NA	NA	1	7	1	1
2015	Pit	16	16	74	1.0	NA	NA	2	11	1	0
2016	Ten	9	0	10	0.0	0	0	0	2	0	0
Totals		71	17	120	1.0	NA	NA	3	20	2	1

Blake's Regular Season Single-Game Highs:

Tackles - 12 vs. Arizona (10/18/15)

Interceptions - 1 (Three times, last vs. Cincinnati, 11/1/15)

Interception Long - 70t at San Diego (10/12/15)

Sacks - 1 at Cleveland (1/3/16)

Passes Defended - 2 (Six times, last vs. Jacksonville, 10/27/16)


Forced Fumble - 1 (Twice, last vs. Oakland 11/8/15)

Fumble Recovery - 1 vs. Cincinnati (12/28/14)

Special Teams Tackles - 3 at New England (11/3/13)

#20 • CB PERRISH COX

[CLICK FOR COMPLETE BIO \(PDF\)](#)



Cornerback **Perrish Cox** (6-0, 190) is in his sixth NFL season and his second campaign with the Titans. He was signed by the Titans as an unrestricted free agent on March 18, 2015.

Cox started 13 games in 2015, missing three contests due to injury. He totaled 31 tackles, one interception and seven passes defended.

Before arriving in Tennessee, Cox gained four years of NFL experience with the Denver Broncos, San Francisco 49ers and Seattle Seahawks. During that time he amassed 135 tackles, six interceptions, 34 passes defended, two forced fumbles and two fumble recoveries in 57 career regular season games.

The top statistical season of his career came in 2014, when he played in 15 games for the 49ers and posted career highs in several categories, including starts (14), tackles (59), interceptions (5) and passes defended (18).

A native of Waco, Texas, Cox was originally selected by the Broncos in the fifth round (137th overall) of the 2010 NFL Draft from Oklahoma State University, where he recorded 36 starts in four years and earned first-team All-Big 12 Conference honors. He also garnered All-America recognition as a returner, capping a career in which he scored six touchdowns (four kickoff returns, two punt returns).

- 2016 Highlights:**
- **At Detroit (9/18)**, registered two tackles and an interception. With the Lions driving to try and win the game in the final minute of the fourth quarter, he sealed the Titans victory by picking off a pass by Matthew Stafford. The interception was the eighth of Cox's career and his second as a member of the Titans.
 - **Against Oakland (9/25)**, recorded six tackles and one pass defended.
 - **At Houston (10/2)**, posted four tackles, two passes defended and an interception. In the third quarter, he intercepted a Brock Osweiler pass that was intended for wide receiver DeAndre Hopkins. Cox was part of a unit that helped limit Hopkins to one reception for four yards.
 - **At Miami (10/9)**, registered a tackle.
 - **Against Cleveland (10/16)**, contributed five tackles and three passes defended.
 - **Against Indianapolis (10/23)**, posted four tackles before leaving the game early in the second quarter with a concussion.
 - **Against Jacksonville (10/27)**, he was inactive due to a concussion.
 - **At San Diego (11/6)**, registered six tackles.

Cox's Career Regular Season Statistics:

Year	Team	GP	GS	Tackle	Sack	TFL	QBP	Int	PD	FF	FR
2010	Den	15	9	55	0.0	NA	NA	1	14	2	0
2012	SF	16	0	14	0.0	NA	NA	0	2	0	0
2013	SF/Sea	11	0	7	0.0	NA	NA	0	0	0	0
2014	SF	15	14	59	0.0	NA	NA	5	18	0	2
2015	Ten	13	13	31	0.0	0	0	1	7	0	0
2016	Ten	8	7	28	0.0	0	0	2	7	0	0
Totals		78	43	194	0.0	-	-	9	48	2	2



Cox's Regular Season Single-Game Highs:

- Tackles** - 8 at Kansas City (12/5/10)
- Interceptions** - 1 (Nine times, last at Houston, 10/2/16)
- Pass Defensed** - 4 (Twice, last vs. Philadelphia, 9/28/14)
- Forced Fumbles** - 1 (Twice, last vs. San Diego 1/2/11)
- Forced Recoveries** - 1 at Arizona (9/21/14)

#23 • CB BRICE McCAIN

[CLICK FOR COMPLETE BIO \(PDF\)](#)

Cornerback **Brice McCain** (5-9, 190) is in his eighth NFL season and his first campaign with the Titans. He was signed by the Titans as an unrestricted free agent on March 2, 2016.

McCain, who has experience playing outside at cornerback and as a nickel corner, was originally selected by the Houston Texans in the sixth round (188th overall) of the 2009 NFL Draft. He spent his first five NFL campaigns as a member of the Houston Texans and then played with the Pittsburgh Steelers in 2014 and Miami Dolphins in 2015. His career totals in his first seven seasons included 168 tackles, nine interceptions, 49 passes defensed, a fumble recovery and 19 special teams stops in 100 games (30 starts).

McCain has been a part of three division-winning teams in his career. His Texans teams won the AFC South in 2011 and 2012, and he helped the Steelers win the AFC North in 2014.

In 2015, McCain saw action in 14 games in his only season in Miami and set a career high with 11 starts. He tallied 39 tackles, one interception and 10 passes defensed.

In 2014, playing under current Titans defensive coordinator Dick LeBeau, McCain played in 14 games for the Steelers and registered a career-best three interceptions.

A native of Terrell, Texas, McCain played four seasons at the University of Utah, registering 49 games played and 39 starts. He earned All-Mountain West Returner honors as a defensive back in 2007 and 2008 and as a kick returner in 2006.

2016 Highlights:

- **Against Minnesota (9/11)**, made his regular season Titans debut and notched four tackles and one pass defensed.
- **At Detroit (9/18)**, started in the nickel defense and tallied one tackle.
- **Against Oakland (9/25)**, posted two tackles and a pass defensed.
- **At Houston (10/2)**, registered two tackles.
- **At Miami (10/9)**, recorded two tackles.
- **Against Cleveland (10/16)**, tallied three tackles.
- **Against Indianapolis (10/23)**, posted three tackles.
- **Against Jacksonville (10/27)**, started in place of Perrish Cox (concussion) and registered two tackles and one pass defensed.
- **At San Diego (11/6)**, started in the nickel defense and posted two tackles.

McCain's Career Regular Season Statistics:

Year	Team	GP	GS	Tackle	Sack	TFL	QBP	Int	PD	FF	FR
2009	Hou	16	1	11	0.0	NA	NA	1	3	0	0
2010	Hou	12	3	22	0.0	NA	NA	0	2	0	0
2011	Hou	16	0	25	0.0	NA	NA	2	13	0	0
2012	Hou	12	2	19	0.5	NA	NA	1	8	0	0
2013	Hou	16	4	28	0.0	NA	NA	1	7	0	0
2014	Pit	14	9	24	0.0	NA	NA	3	6	0	1
2015	Mia	14	11	39	0.0	NA	NA	1	10	0	0
2016	Ten	9	3	21	0.0	0	0	0	3	0	0
Totals		109	33	189	0.5	NA	NA	9	52	0	1


McCain's Regular Season Single-Game Highs:

- Tackles** - 8 at Kansas City (12/5/10)
- Interceptions** - 1 (Seven times, last vs. Indianapolis, 9/27/15)
- Pass Defensed** - 4 (Twice, last vs. Philadelphia, 9/28/14)
- Forced Fumbles** - 1 (Twice, last vs. San Diego 1/2/11)
- Forced Recoveries** - 1 at Arizona (9/21/14)



#30 • CB JASON McCOURTY

[CLICK FOR COMPLETE BIO \(PDF\)](#)



Cornerback **Jason McCourty** (6-0, 193) completed his seventh NFL season in 2015. He was selected by the Titans in the sixth round (203rd overall) of the 2009 NFL Draft, and in 2012, he was rewarded for his play with a multi-year contract extension that keeps him under contract through 2017.

McCourty's 2015 season came to an end when he was placed on injured reserve on Nov. 17 due to a groin injury, which affected him as early as training camp. He was limited to four games, in which he totaled 16 tackles and a pass defensed.

In 2014, McCourty marked his third consecutive season to start all 16 games. He led the team with three interceptions and 13 passes defensed and added 85 tackles, a tackle for loss, two forced fumbles and a fumble recovery for a touchdown.

From the time he became a full-time starter in 2011 through 2014, McCourty led the Titans in passes defensed (59) and tied for first in interceptions (nine).

In 2012, the cornerback was named by his peers as a team captain for the first time. He responded by starting all 16 games for the first time in his career and tying for the team lead with four interceptions. He also led the squad and set a career high with 17 passes defensed. His 93 tackles finished tied for third on the defense, and he added four tackles for loss, a forced fumble and a fumble recovery.

In 2011, McCourty recorded 15 starts and a career-high 107 tackles. His tackle total ranked second on the team. He also led the squad with 13 passes defensed and tied for the lead with two interceptions. He also recovered a blocked punt for a touchdown.

In 2010, he grabbed a starting spot out of training camp before suffering an injury early in the season and missing four games. McCourty returned to the lineup and started three of the team's final four games and finished his second pro campaign with two interceptions and 13 passes defensed.

As a rookie in 2009, McCourty gained three games of starting experience in the first half of the season due to multiple injuries in the secondary. He also finished third on the team with 12 special teams tackles during his rookie campaign.

In a four-year career at Rutgers, McCourty totaled 150 tackles, 7.5 tackles for loss, two interceptions, 20 passes defensed and two fumble recoveries in 47 games. He also had a 25.8-yard average on 17 kickoff returns.

The Nyack, N.Y., native has an identical twin brother, Devin, who plays cornerback for the New England Patriots.

2016 Highlights:

- **Against Minnesota (9/11)**, posted three tackles and added a team-high two passes defensed.
- **At Detroit (9/18)**, registered five tackles and a pass defensed.
- **Against Oakland (9/25)**, registered seven tackles and a team-high three passes defensed. In the fourth quarter, he defended a Derek Carr pass that was intended for Michael Crabtree. After the ball was tipped, linebacker Avery Williamson caught it to record an interception.
- **At Houston (10/2)**, recorded four tackles and an interception. In the second quarter, he fought off intended receiver DeAndre Hopkins to pick off a pass by Brock Osweiler. It was McCourty's 12th career interception and his first since Nov. 17, 2014 against the Pittsburgh Steelers. The Titans scored a touchdown on the subsequent drive. He was part of a unit that helped limit Hopkins to one reception for four yards.
- **At Miami (10/9)**, posted three tackles and an interception. Early in the third quarter, he recorded his second interception in as many weeks, taking the ball away from intended receiver DeVante Parker on a Ryan Tannehill pass.
- **Against Cleveland (10/16)**, notched four tackles and tied his career high with a team-leading four passes defensed. He appeared in his 100th career game, becoming the 14th player for the franchise to appear in 100 or more regular season games since the franchise became the Titans in 1999. McCourty became the first cornerback to join the group.
- **Against Indianapolis (10/23)**, recorded three tackles.
- **Against Jacksonville (10/27)**, tied for the team lead with eight tackles and added two passes defensed.
- **At San Diego (11/6)**, recorded eight tackles and one pass defensed.

McCourty's Career Regular Season Statistics:

Year	GP	GS	Tackle	Sack	TFL	QBP	Int	PD	FF	FR
2009	15	3	30	0.0	1	0	0	0	1	0
2010	12	6	45	0.0	1	0	2	13	0	0
2011	15	15	107	1.0	0	0	2	13	1	1
2012	16	16	93	0.0	4	0	4	17	1	1
2013	16	16	77	0.0	2	0	0	16	1	1
2014	16	16	85	0.0	1	0	3	13	2	1
2015	4	4	16	0.0	0	0	0	1	0	0
2016	9	9	45	0.0	0	0	2	15	0	0
Totals	103	85	498	1.0	9	0	13	88	6	4

McCourty's Regular Season Single-Game Highs:

- Tackles** - 13 vs. Houston (10/23/11)
- Interceptions** - 2 (Twice, last at Kansas City, 9/7/14)
- Sacks** - 1 at Jacksonville (9/11/11)
- Passes Defensed** - 4 vs. Jacksonville (12/30/12)
- Forced Fumble** - 1 (Six times, last at Houston, 11/30/14)
- Fumble Recovery** - 1 (Four times, last at Houston, 11/30/14)

"TITANS ERA" 100-GAME CLUB

On Oct. 16, 2016, cornerback **Jason McCourty** appeared in his 100th career regular season game. In doing so, the former sixth-round pick, who entered the NFL in 2009, became the 14th player for the franchise to appear in 100 or more regular season games since the franchise became the Titans in 1999.

McCourty was the first cornerback to join the group.

Players who have appeared in 100 regular season games in the "Titans era" (1999–present):

Player	Position	Games
1. Craig Hentrich	P	161
2. Keith Bulluck	LB	157
3. Michael Roos	T	148
4. Rob Bironas	K	144
5. Michael Griffin	S	141
6. Benji Olson	G	139
7. Ken Amato	LS	125
8. Eugene Amano	C/G	124
9. Donnie Nickey	S	123
10. David Stewart	T	116
11. Brett Kern	P	115 (active)
12. Craig Stevens	TE	109
13. Jason McCourty	CB	103 (active)
14. Brad Hopkins	T	101

MORE TITANS CORNERBACKS

36 - CB LeSHAUN SIMS

- **LeShaun Sims** (6-0, 203) was selected by the Titans in the fifth round (157th overall) of the 2016 NFL Draft.
- The Titans traded up in the fifth round of the draft to secure Sims, dealing sixth-round choices in 2016 and 2017 to the Denver Broncos and getting a fifth-rounder (Reed) and a seventh-round pick in return.
- In four seasons at Southern Utah, he appeared in 47 total games with 46 starts, including starts in every game during his final three seasons. His career totals included 220 tackles, eight interceptions, 27 passes defensed, one forced fumble, five fumble recoveries and four tackles for loss.
- In 2015, Sims was a first-team All-Big Sky performer, finishing the campaign with a pair of interceptions and 54 tackles. He helped the Thunderbirds win the conference title.
- He is a native of Las Vegas, Nev.

2016 Highlights:

- **At Houston (10/2)**, made his NFL regular season debut and recorded a tackle on special teams.
- **Against Jacksonville (10/27)**, recovered a fumble on a muffed punt by the Jaguars late in the third quarter.


28 - CB CODY RIGGS

- **Cody Riggs** (5-9, 187) was signed by the Titans as an undrafted free agent on May 11, 2015. He became the first undrafted cornerback in the "Titans era" (1999–present) to make the team's initial 53-man roster.
- As a rookie in 2015, he appeared in 11 games and totaled six tackles, one tackle for loss, two passes defensed and six special teams tackles.

- Riggs played his final collegiate season at Notre Dame and totaled 36 tackles and four passes defensed in 11 starts at cornerback.
- He spent his first four college seasons at the University of Florida, playing in 41 games with 26 starts. With the Gators, he amassed 107 tackles, nine passes defensed and nine tackles for loss.
- In 2013, he returned from injury to start all 12 games at safety at Florida after converting from cornerback. He finished fourth on the team with 51 tackles and added 10 tackles for loss and a sack.
- He earned a bachelor's degree at Florida and a Master's at Notre Dame.
- Riggs is a native of Fort Lauderdale, Fla.

2016 Highlights:

- **At Detroit (9/18)**, as a gunner, caught Brett Kern's 37-yard punt to pin the Lions at their own one-yard line.




TITANS SAFETIES

No.	Name	Ht	Wt	Exp	College
31	Byard, Kevin	5-11	212	R	Middle Tennessee St.
25	Johnson, Rashad	5-11	204	8	Alabama
35	Riley, Curtis	6-0	190	2	Fresno State
21	Searcy, Da'Norris	5-11	207	6	North Carolina
24	Stafford, Daimion	6-1	218	4	Nebraska

#31 • S KEVIN BYARD

[CLICK FOR COMPLETE BIO \(PDF\)](#)



Safety **Kevin Byard** (5-11, 212) is in his rookie season. He was selected by the Titans with the first pick of the third round (64th overall) in the 2016 NFL Draft.

During a four-year career at Middle Tennessee State University, he appeared in 49 games and notched 46 starts at safety while becoming one of the most prolific defenders in school history. He set school records with 19 career interceptions, 377 interception return yards and four interception returns for touchdowns, and he finished sixth in MTSU history with 312 career tackles. In total, he had a hand in 25 turnovers (19 interceptions, five forced fumbles and one fumble recovery) during his career and added 17 career passes defensed and five tackles for loss. He was twice named first-team All-Conference USA.

As a senior in 2015, Byard appeared in 12 games with nine starts as a permanent team captain and was named first-team All-Conference USA for the second consecutive year. He ranked fourth on the team with 66 tackles and led the squad with four interceptions and six additional pass breakups.

The Lithonia, Ga., native set a career high in college with six interceptions as a junior and forced two fumbles the same season.

2016 Highlights:

- **Against Minnesota (9/11)**, made his regular season debut and posted three tackles, including a tackle for loss. He added a stop on special teams.
- **At Detroit (9/18)**, registered two tackles at safety and tied for the team lead with two stops on special teams.
- **Against Oakland (9/25)**, tallied three tackles on defense and added one stop on special teams.
- **At Houston (10/2)**, posted a tackle.
- **At Miami (10/9)**, recorded a tackle on defense and a stop on special teams.
- **Against Cleveland (10/16)**, registered a pair of tackles.
- **Against Indianapolis (10/23)**, registered a pass defensed.
- **Against Jacksonville (10/27)**, tallied five tackles, including a pair of tackles for loss.
- **At San Diego (11/6)**, tied for the team lead and set a new career high with 10 tackles. He added a tackle for loss and a pass defensed.

Byard's 2016/Career Statistics:

Year	GP	GS	Tackle	Sack	TFL	QBP	Int	PD	FF	FR
2016	9	0	27	0.0	4	0	0	2	0	0

Byard's Regular Season Single-Game Highs:

Tackles - 3 (Twice, last vs. Oakland, 9/25/16)
Tackles For Loss - 2 vs. Jacksonville (10/27/16)

Byard's College Statistics (Middle Tennessee State University):

Year	GP	GS	Tackle	Sack	TFL	Int	PD	FF	FR
2012	12	12	74	0.0	0	4	2	2	0
2013	13	13	106	0.0	1	5	5	1	1
2014	12	12	66	0.0	3	6	4	2	0
2015	12	9	66	0.0	1	4	6	0	0
Totals	49	46	312	0.0	5	19	17	5	1

#25 • S RASHAD JOHNSON

[CLICK FOR COMPLETE BIO \(PDF\)](#)

Safety **Rashad Johnson** (5-11, 204) is in his eighth NFL season and his first campaign with the Titans. He was signed by the Titans as an unrestricted free agent on March 30, 2016.

Johnson spent his first seven NFL seasons with the Arizona Cardinals after being selected in the third round of the 2009 NFL Draft. He saw action at both free and strong safety during his time with the Cardinals. In 100 career games (51 starts), he collected 330 tackles, 15 interceptions, 26 passes defended, one sack, four fumble recoveries, one forced fumble and 49 special teams tackles. He returned three interceptions for touchdowns.

In 2015, Johnson played in 14 games (all starts) and tied for the team lead with a career-high five interceptions, a total that also tied for sixth place in the NFL. He added 59 tackles, eight passes defended, two tackles for loss, one fumble recovery and five special teams stops. In the playoffs, he started both of the team's games and recorded eight tackles and his first career postseason interception.

Johnson famously lost the tip of his left middle finger in a game against the New Orleans Saints on Sept. 22, 2013. He returned to action three weeks later, and from that time through the end of the 2015 season, his 12 interceptions tied for second in the NFL among all players, trailing only Reggie Nelson's 13 thefts.

A native of Sulligent, Ala., Johnson was a walk-on running back at the University of Alabama who went on to become a two-time team captain as a free safety. Only seven previous Crimson Tide players were elected captain for two seasons. He was a unanimous All-SEC first-team selection as a senior in 2008.

2016 Highlights:

- **Against Minnesota (9/11)**, posted four tackles in his regular season Titans debut.
- **At Detroit (9/18)**, notched a pair of tackles, including a tackle for loss.
- **Against Oakland (9/25)**, registered five tackles.
- **At Houston (10/2)**, recorded seven tackles and a pass defended.
- **At Miami (10/9)**, notched a pair of tackles.
- **Against Cleveland (10/16)**, posted a pair of tackles.
- **Against Indianapolis (10/23)**, registered two tackles.
- **Against Jacksonville (10/27)** and **at San Diego (11/6)**, he was inactive with a neck injury.

Johnson's Career Regular Season Statistics:

Year	Team	GP	GS	Tackle	Sack	TFL	QBP	Int	PD	FF	FR
2009	Ari	10	1	19	0.0	NA	NA	0	1	0	0
2010	Ari	16	1	43	0.0	NA	NA	1	5	1	0
2011	Ari	16	9	49	0.0	NA	NA	0	1	0	1
2012	Ari	15	3	15	0.0	NA	NA	2	0	0	1
2013	Ari	13	7	53	0.0	NA	NA	3	5	0	0
2014	Ari	16	16	92	1.0	NA	NA	4	6	0	1
2015	Ari	14	14	59	0.0	NA	NA	5	8	0	1
2016	Ten	7	7	24	0.0	1	0	0	1	0	0
Totals		107	58	354	1.0	NA	NA	15	27	1	4

Johnson's Regular Season Single-Game Highs:

Tackles - 10 (Twice, last vs. Philadelphia, 10/26/14)
Sacks - 1 at N.Y. Giants (9/14/14)
Interceptions - 2 (Three times, last at Detroit, 10/11/15)
Interception Long - 88t at Atlanta (11/30/14)
Passes Defended - 4 vs. Philadelphia (10/26/14)
Forced Fumble - 1 vs. Denver (12/12/10)
Fumble Recovery - 1 (Four times, last at Detroit 10/11/15)

#21 • S DA'NORRIS SEARCY

[CLICK FOR COMPLETE BIO \(PDF\)](#)



Safety **Da'Norris Searcy** (5-11, 207) completed his fifth NFL season and his first season with the Titans in 2015. He was signed as an unrestricted free agent on March 12, 2015.

During his first season in Tennessee, he appeared in 15 games with 13 starts. He totaled 54 tackles, a half sack, one quarterback pressure, one interception and four passes defended.

Searcy arrived in Tennessee after spending four years with the Buffalo Bills, who selected him in the fourth round (100th overall) of the 2011 NFL Draft. His career totals in Buffalo included 23 starts and 62 total games played, and he amassed 195 tackles, four sacks, five interceptions, two touchdowns (one interception return/one fumble return), 13 passes defended, 10 tackles for loss, three forced fumbles, three fumble recoveries and 18 special teams stops.

He became a full-time starter in his final two seasons in Buffalo, totaling 3.5 sacks and 69 tackles in 2013 and a career-high three interceptions and 58 stops the following year.

At the University of North Carolina, the Decatur, Ga., native notched 23 starts in 48 games as a two-year starter at strong safety and the team's leading return man. He finished his Tar Heel career with 106 tackles, two sacks and five interceptions, and he returned 35 punts for 440 yards and 20 kickoffs for 484 yards.

2016 Highlights:

- **Against Minnesota (9/11)**, registered six tackles, including a pair of tackles for loss, in his regular season Titans debut. He added a pass defended.
- **At Detroit (9/18)**, recorded five tackles and a pass defended.
- **Against Oakland (9/25)**, notched five tackles.
- **At Houston (10/2)** and **at Miami (10/9)**, he was inactive with an ankle injury.
- **Against Cleveland (10/16)**, returned from an ankle injury to record a tackle and a pass defended.
- **Against Indianapolis (10/23)**, notched a pair of tackles.
- **Against Jacksonville (10/27)**, posted two tackles.
- **At San Diego (11/6)**, recorded eight tackles.

Searcy's Career Regular Season Statistics:

Year	Team	GP	GS	Tackle	Sack	TFL	QBP	Int	PD	FF	FR
2011	Buf	16	3	29	0.0	0	0	1	1	0	0
2012	Buf	15	0	35	0.0	4	0	0	1	2	0
2013	Buf	16	7	69	3.5	5	3	1	7	0	1
2014	Buf	15	13	58	0.5	1	2	3	5	1	1
2015	Ten	15	13	54	0.5	0	1	1	4	0	0
2016	Ten	7	7	29	0.0	2	0	0	3	0	0
Totals		84	43	274	4.5	12	6	6	21	3	2

Searcy's Regular Season Single-Game Highs:

Tackles - 16 vs. Cincinnati (10/13/13)
Interceptions - 2 vs. Cleveland (11/30/14)
Sacks - 1 (Three times, last vs. Miami, 12/22/13)
Forced Fumble - 1 (Three times, last at Miami, 11/13/14)
Fumble Recovery - 1 (Twice, last at Houston, 9/28/14)
Passes Defended - 4 vs. Baltimore (9/29/13)



#24 • S DAIMION STAFFORD

[CLICK FOR COMPLETE BIO \(PDF\)](#)



Safety **Daimion Stafford** (6-1, 218) is in his fourth NFL season. He was selected by the Titans in the seventh round (248th overall) of the 2013 NFL Draft.

During his first three seasons (2013–2015), Stafford appeared in all but one game as a key member of the special teams corps and as a reserve safety. His 34 special teams tackles during that time led the Titans.

In 2015, he played in all 16 games with two starts. He totaled 20 tackles, one sack, one quarterback pressure, one tackle for loss and five passes defended. He also ranked fourth on the team with nine special teams tackles.

In 2014, he played in 15 games and led the team with 13 special teams tackles. He also tallied 33 tackles, a sack, two quarterback pressures, two tackles for loss, three passes defended and an interception as a reserve on defense.

As a rookie in 2013, Stafford played in all 16 games, primarily in a special teams role. He finished fourth on the team with 12 special teams tackles and added a forced fumble on special teams and a tackle on defense.

The Riverside, Calif., native played two seasons at Nebraska (2011-12) after spending a pair of seasons (2009-10) at Chaffey College in Rancho Cucamonga, Calif. At Nebraska, he started 26 of 27 games and totaled 176 tackles, 1.5 sacks, a quarterback pressure, seven tackles for loss, four interceptions, 17 passes defended, three forced fumbles and two fumble recoveries. As a senior, he earned first-team All-Big Ten honors after leading the team with four interceptions and ranking second on the squad with 96 tackles.

2016 Highlights:

- **Against Minnesota (9/11)**, registered three tackles.
- **At Detroit (9/18)**, recorded four tackles, one tackle for loss and one pass defended.
- **Against Oakland (9/25)**, tallied three tackles.
- **At Houston (10/2)**, started at safety and set a career high with seven tackles.
- **At Miami (10/9)**, started and recorded three tackles and an interception. Late in the fourth quarter, he helped seal the victory with his second career interception. He picked off a Ryan Tannehill pass that was intended for wide receiver Kenny Stills.
- **Against Indianapolis (10/23)**, posted six tackles.
- **Against Jacksonville (10/27)**, started and registered five tackles.
- **At San Diego (11/6)**, started and posted five tackles, including a tackle for loss.

Stafford's Career Regular Season Statistics:

Year	GP	GS	Tackle	Sack	TFL	QBP	Int	PD	FF	FR
2013	16	0	1	0.0	0	0	0	0	0	0
2014	15	0	33	1.0	2	2	1	3	0	0
2015	16	2	20	1.0	1	1	0	5	0	0
2016	9	5	36	0.0	2	0	1	2	0	0
Totals	56	7	90	2.0	5	3	2	10	0	0

Stafford's Regular Season Single-Game Highs:

- Tackles** - 7 at Houston (10/2/16)
- Interceptions** - 1 (Twice, last at Miami, 10/9/16)
- Sacks** - 1 (Twice, last vs. Carolina, 11/15/15)
- Special Teams Tackles** - 3 at Kansas City (9/7/14)

MORE TITANS SAFETIES

35 - DB CURTIS RILEY

- **Curtis Riley** (6-0, 190) was originally signed by the Titans as an undrafted free agent on May 11, 2015.
- He was promoted from the practice squad to the 53-man roster on Sept. 22, 2016.
- An ankle injury he suffered during his rookie training camp caused him to spend the entire 2015 season on injured reserve.
- In two seasons at Fresno State, Riley played in 26 games with 19 starts, totaling 106 tackles, 10 tackles for loss, one interception, 16 passes defended, two forced fumbles, one fumble recovery, two quarterback hurries

and one sack.

➤ As a senior in 2014, he played in 13 games with eight starts. His 53 tackles ranked ninth on the team, and he had 4.5 tackles for a loss on the season, the second most from any defensive back on the team. He also had a team-high eight pass breakups.

➤ Prior to his time at Fresno State, Riley spent time at Mars Hill College (2010) and Fullerton College (2012).

➤ Riley is a native of Orlando, Fla.

2016 Highlights:

- **At Miami (10/9)**, made his NFL debut on special teams.



TITANS SPECIALISTS

KICKERS

No.	Name	Ht	Wt	Exp	College
4	Succop, Ryan	6-2	218	8	South Carolina

PUNTERS

No.	Name	Ht	Wt	Exp	College
6	Kern, Brett	6-2	214	9	Toledo

RETURNERS


No.	Name	Ht	Wt	Exp	College
87	Marc Mariani	6-1	190	7	Montana

LONG SNAPPERS

No.	Name	Ht	Wt	Exp	College
48	Brinkley, Beau	6-4	248	5	Missouri

#6 • P BRETT KERN

[CLICK FOR COMPLETE BIO \(PDF\)](#)



Punter **Brett Kern** (6-2, 214) is in his ninth NFL season and his seventh full campaign with the Titans. He was claimed off waivers by the Titans in 2009.

During his time in Tennessee, Kern has placed his name at the top of most of the franchise's leaderboards at his position. At the end of the 2015 campaign, he ranked as the team's all-time career leader in both gross punting average (45.3 yards) and net punting average (40.1). He punted 535 times in a Titans uniform from 2009–2015, second all-time for the franchise behind **Craig Hentrich's** 861 punts.

In 2015, Kern continued his assault on the team's all-time punting records and accomplished a first-of-its-kind NFL feat, becoming the first punter in league history to record 80 or more punts, a net average of 40 yards, and one or zero touchbacks in a single season. His season totals included 88 punts (tied for fifth place in franchise history), a 47.4-yard gross average (second in franchise history), a 40.3 net average (third in franchise history), a career-high 34 punts inside the 20 (third in franchise history) and only one touchback (career low).

In 2014, Kern launched a career-high 88 total punts for a gross average of 46.8 yards and a net average of 40.8 yards, which broke his own single-season team record (40.4-yard net average in 2012). He owns the top five net punting seasons in franchise history and six of the team's top eight net punting seasons.

Kern produced one of the best punting seasons in team history in 2012. He set franchise records with a gross punting average of 47.6 yards and a net punting average of 40.4 yards (he broke the mark in 2014). Thirty of his 81 punts were placed inside the opponent's 20-yard line (37.0 percent).

Kern's 2011 statistics included 86 punts for a gross average of 43.6 yards. His net average of 39.4 yards set a then-career high and then-franchise record, narrowly beating out **Craig Hentrich's** previous franchise record of 39.2 net yards per punt in 1998.

Kern was claimed by the Titans off waivers from the Denver Broncos on Oct. 27, 2009. He spent the entire 2008 season and the first six games

of 2009 campaign in Denver, totaling 73 punts and a 46.5-yard average in 22 games with the Broncos.

In 2008, Kern ranked fifth in the league with a 46.7-yard punting average that marked the third-best season total by a Bronco in club history. At the time, his punting average was the best in NFL history by a rookie. He was named to the All-Rookie team by Pro Football Weekly/PFWA and The Sporting News.

The Grand Island, N.Y., native was originally signed by the Broncos as a rookie free agent on April 28, 2008, following four seasons at the University of Toledo.

2016 Highlights:

- **Against Minnesota (9/11)**, averaged 46.2 yards on five punts (38.4 net) with one touchback and one punt placed inside the 20. He booted a 64-yard punt in the fourth quarter, his longest since Dec. 28, 2014.
- **At Detroit (9/18)**, averaged 47.3 yards on three punts (39.7 net) with one punt placed inside the 20. In the second quarter, he pinned the Lions deep in their own territory when Cody Riggs caught his 37-yard punt at the one-yard line.
- **Against Oakland (9/25)**, averaged 51.8 gross yards and 45.5 net yards on six punts with three punts inside the 20. In the third quarter, he pinned the Raiders at their own 10-yard line with a 62-yard punt that went out of bounds.
- **At Houston (10/2)**, averaged 51.4 gross yards and 30.6 net yards on five punts with one punt inside the 20. In the first quarter, he booted a 71-yard punt, marking his fourth career punt of at least 70 yards. It was his longest punt since a career-long 79-yarder against Indianapolis on Dec. 28, 2014.
- **At Miami (10/9)**, averaged 35.0 gross yards and 17.8 net yards on five punts with three punts inside the 20.
- **Against Cleveland (10/16)**, averaged 45.0 gross yards and 43.8 net yards on five punts with three punts inside the 20.
- **Against Indianapolis (10/23)**, averaged 47.0 gross yards and 42.5 net yards on four punts with three punts placed inside the 20.
- **Against Jacksonville (10/27)**, averaged 38.8 gross yards and 38.8 net yards on four punts with two punts placed inside the 20.
- **At San Diego (11/6)**, averaged 45.5 gross yards and 44.8 net yards on four punts with one punt placed inside the 20.

Kern's Career Regular Season Statistics:

Year	Team	GP	No	Yds	Avg	Lg	TB	In20	Net
2008	Den	16	46	2,150	46.7	64	4	13	37.8
2009	Den/Ten	16	64	2,910	45.5	67	10	27	38.5
2010	Ten	16	77	3,302	42.9	68	4	24	39.1
2011	Ten	16	86	3,747	43.6	64	7	31	39.4
2012	Ten	16	81	3,855	47.6	71	5	30	40.4
2013	Ten	16	78	3,386	43.4	63	2	32	39.7
2014	Ten	16	88	4,118	46.8	79	7	28	40.8
2015	Ten	16	88	4,175	47.4	61	1	34	40.3
2016	Ten	9	41	1,866	45.5	71	2	18	37.8
Totals		137	649	29,509	45.5	79	42	237	39.5

Kern's Regular Season Single-Game Highs:

- Punts** - 10 vs. N.Y. Jets (12/17/12)
- Yards** - 427 vs. Houston (12/27/15)
- Gross Avg.** - 56.0 vs. Oakland (11/23/08)
- Net Avg.** - 49.0 at Jacksonville (11/25/12)
- Long Punt** - 79 vs. Indianapolis (12/28/14)
- In20** - 7 vs. Houston (12/27/15)



FRANCHISE CAREER PUNTING LEADERS

Brett Kern is the all-time career leader in Titans/Oilers history in both gross punting average and net punting average. He ranks second in team annals in career punts, behind only **Craig Hentrich** (861).

Highest career gross punting average, franchise history (minimum 250 punts):

Player	Years	Gross Avg.
1. Brett Kern	2009-2016	45.3
2. Greg Montgomery	1988-1993	43.6
3. Craig Hentrich	1998-2009	42.9
4. Jim Norton	1960-1968	42.1
5. Cliff Parsley	1977-1982	39.8
6. Dan Pastorini	1971-1979	39.7

Highest career net punting average, franchise history (since 1976, minimum 250 punts):

Player	Years	Net Avg.
1. Brett Kern	2009-2016	39.9
2. Craig Hentrich	1998-2009	37.2
3. Greg Montgomery	1988-1993	36.6
4. Cliff Parsley	1977-1982	32.3

Most career punts, franchise history:

Player	Years	Punts
1. Craig Hentrich	1998-2009	861
2. Brett Kern	2009-2016	576
3. Jim Norton	1960-1968	522

SINGLE-SEASON GROSS AVG., TEAM HISTORY

In 2012, **Brett Kern** set a new franchise record with a gross punting average of 47.59 yards. He topped **Craig Hentrich's** previous record of 47.22 yards, set in 1998.

Highest single-season gross punting average, franchise history:

Player	Year	Gross Average
1. Brett Kern	2012	47.59
2. Brett Kern	2015	47.44
2. Craig Hentrich	1998	47.22
3. Greg Montgomery	1992	46.92
4. Brett Kern	2014	46.80
5. Greg Montgomery	1993	45.59
6. Reggie Roby	1996	44.37

NET AVERAGE IN A SEASON, TEAM HISTORY

Titans punter **Brett Kern** owns the top five net punting seasons in franchise history and six of the team's top eight net punting seasons.

In 2014, he broke the franchise record for net punting average for the third time, posting a mark of 40.76 yards. He originally set the club mark in 2011 with a 39.37-yard net average, eclipsing **Craig Hentrich's** 1998 net average of 39.22 yards. Then, in 2012, he produced a 40.36-yard net average, and in 2015, he averaged 40.34 net yards per attempt.

Highest single-season net punting average, franchise history:

Player	Year	Net Average
1. Brett Kern	2014	40.76
2. Brett Kern	2012	40.36
3. Brett Kern	2015	40.34
4. Brett Kern	2013	39.70
5. Brett Kern	2011	39.37
6. Craig Hentrich	1998	39.22
7. Greg Montgomery	1993	39.13
8. Brett Kern	2010	39.06
9. Craig Hentrich	1999	38.10
10. Craig Hentrich	2004	37.99

SINGLE-GAME NET AVERAGE, TEAM HISTORY

Brett Kern owns 14 of the franchise's top 18 net punting performances (since 1976).

Highest single-game net punting average, since 1976 (min. 4 punts):

Player	Date	Opp	Punt	Gross Avg	TB	In20	Net Avg
1. Greg Montgomery	09/19/93	SD	5	57.6	1	0	49.8
2. Greg Montgomery	12/27/92	Buf	5	59.2	1	2	49.4
3. Brett Kern	11/25/12	Jax	4	50.3	0	1	49.0
4. Brett Kern	11/09/14	Bal	8	51.8	0	0	48.8
5. Brett Kern	10/26/14	Hou	6	51.7	0	2	48.7
6. Brett Kern	09/16/12	SD	7	51.6	1	3	48.6
7. Craig Hentrich	11/04/01	Jac	4	57.5	0	2	48.5
8. Brett Kern	11/11/12	Mia	4	52.0	0	3	48.0
9. Brett Kern	12/20/15	NE	5	54.4	0	1	47.2
10. Brett Kern	01/03/16	Ind	6	50.0	0	2	47.0
11. Brett Kern	09/15/13	Hou	8	47.8	0	1	46.6
12. Brett Kern	01/03/10	Sea	4	53.5	1	1	46.5
13. Brett Kern	11/08/15	NO	5	50.6	0	2	46.4
14. Craig Hentrich	09/20/09	Hou	4	49.8	0	1	46.3
15. Brett Kern	12/28/14	Ind	7	54.7	1	3	46.1
16. Brett Kern	11/01/15	Hou	7	49.9	0	3	45.9
17. Brett Kern	01/01/12	Hou	6	47.7	0	4	45.8
Brett Kern	12/04/11	Buf	5	47.8	0	4	45.8

#87 • WR/KR/PR MARC MARIANI

Wide receiver/returner **Marc Mariani** (6-1, 190) is in his seventh NFL season and his fifth campaign with the Titans. He rejoined the team as a free agent on Sept. 5, 2016, returning to where he spent his first four seasons.



During his first six NFL seasons, two of which were spent on injured reserve, Mariani averaged 9.5 yards per punt return and 25.0 yards per kickoff return. He recorded three career return touchdowns—two on punt returns and one on a kickoff return.

Mariani spent the previous two campaigns with the Chicago Bears. He played in 22 total games with the Bears, including five starts at wide receiver. His totals with the Bears included 22 receptions for 300 yards (all in 2015), 36 punt returns for 221 yards (6.1 avg.) and 36 kickoff returns for 928 yards (25.8 avg.).

During his first two NFL seasons, Mariani emerged as one of the NFL's top return men and one of the best at his job in franchise history.

In 2011, Mariani returned 46 punts (third in franchise history) for an average of 10.7 yards per return, which ranked sixth in the AFC and eighth in Titans/Oilers history. He also averaged 23.4 yards on 32 kickoff returns.

After winning a roster spot as a rookie in 2010, Mariani embarked on arguably one of the best seasons by a returner in franchise history and earned a Pro Bowl berth at the conclusion of his rookie year. He ranked fourth in the NFL and first among all rookies with a 12.2-yard punt return average, which also ranked sixth in franchise history. On kickoff returns, he was ninth in the NFL and second among rookies with a 25.5-yard average.

With a league-leading combined total of 1,859 yards on kickoff and punt returns in 2010, Mariani broke Derrick Mason's single-season franchise record, set in 2000, of 1,794 yards on returns. Mariani also broke a 47-year old franchise record by surpassing Bobby Jancik's 1963 total of 1,317 kickoff return yards.

Mariani was selected by the Titans in the seventh round of the 2010 NFL Draft as the 222nd overall player chosen in the draft.

A native of Havre, Mont., Mariani became the most prolific wide receiver in Montana Grizzlies history, setting records for career receiving yards (3,018), receiving touchdowns (29) and career all-purpose yards (5,441). He also averaged 15.1 yards per career punt return and 27.6 yards per kickoff return. En route to being named an Associated Press All-American as a senior, he set a school record with 1,479 yards on 80 receptions. He scored 15 total touchdowns in his final season, scoring 13 times on receptions and twice on returns.

2016 Highlights:

➤ **Against Minnesota (9/11)**, totaled five kickoff returns for 118 yards (23.6 avg.) and added a 14-yard punt return. It marked his first time to return five

kickoffs in a single game since he was a member of the Chicago Bears against the New Orleans Saints on Dec. 15, 2014.

➤ **Against Oakland (9/25)**, returned a punt 10 yards.

➤ **At Houston (10/2)**, totaled 27 yards on three punt returns (long of 17) and 99 yards on four kickoff returns (long of 33). On his second kickoff return, he became the sixth player in franchise history to reach 100 career kickoff returns.

➤ **At Miami (10/9)**, totaled 20 yards on four punt returns and 20 yards on one kickoff return.

➤ **Against Cleveland (10/16)**, returned five punts for 30 total yards.

➤ **Against Indianapolis (10/23)**, returned a punt seven yards and returned a kickoff 19 yards. He also saw action on offense but did not record a catch.

➤ **Against Jacksonville (10/27)**, returned a punt nine yards.

➤ **At San Diego (11/6)**, recorded 52 yards on two kickoff returns, including a 37-yarder. He passed Mel Gray (2,592) for the fifth-highest kickoff return yardage total in franchise history.

Mariani's Career Regular Season Receiving Statistics:

Year	GP	GS	Rec	Yds	Avg	Lg	TD	
2010	16	0	0	0	-	-	0	
2011	16	0	5	24	4.8	6	0	
2012			Injured Reserve					
2013			Injured Reserve					
2014	6	0	0	0	-	-	0	
2015	16	5	22	300	13.6	26	0	
2016	9	0	0	0	-	-	0	
Totals	63	5	27	324	12.0	26	0	

Mariani's Career Regular Season Return Statistics:

Year	PR	FC	Yds	Avg	Lg	TD	KR	Yds	Avg	Lg	TD	
2010	27	17	329	12.2	87t	1	60	1,530	25.5	98t	1	
2011	46	18	490	10.7	79t	1	32	748	23.4	49	0	
2012			Injured Reserve									
2013			Injured Reserve									
2014	7	5	29	4.1	16	0	20	510	25.5	67	0	
2015	29	22	192	6.6	20	0	16	418	26.1	47	0	
2016	19	9	126	6.6	17	0	14	327	23.4	37	0	
Totals	128	71	1,166	9.1	87t	2	142	3,533	24.9	98t	1	

Mariani's Regular Season Single-Game Highs:

- Receptions** - 6 vs. Detroit (1/3/16)
- Receiving Yards** - 80 vs. Detroit (1/3/16)
- Long Reception** - 26 vs. San Francisco (12/6/15)
- Punt Returns** - 6 (Twice, last vs. Jacksonville, 12/24/11)
- Punt Return Yards** - 103 at Carolina (11/13/11)
- Punt Return Long** - 87t vs. Washington (11/21/10)
- Punt Return Touchdown** - 1 (Twice, last at Carolina, 11/13/11)
- Kickoff Returns** - 7 (Twice, last vs. Indianapolis, 12/9/10)
- Kickoff Return Yards** - 187 vs. Denver (10/3/10)
- Kickoff Return Long** - 98t vs. Denver (10/3/10)

MARIANI AMONG FRANCHISE LEADERS

Marc Mariani is in the top two in franchise history in both punt return average and kickoff return average.

Highest punt return average, franchise history (minimum 75 returns):

Player	Seasons	PR	FC	Yds	Avg	Lg	TD
1. Billy Johnson	1974–1980	155	21	2,040	13.2	87t	5
2. Marc Mariani	2010-11, 2016	92	44	945	10.3	87t	2
3. Derrick Mason	1997–2004	182	94	1,590	8.7	69t	2
4. Willie Drewrey	1985–1993	104	45	771	7.4	25	0
5. Carl Roaches	1980–1984	151	31	1,095	7.3	68	0

Highest kickoff return average, franchise history (minimum 75 returns):

Player	Seasons	KR	Yds	Avg	Lg	TD
1. Bobby Jancik	1962–1967	158	4,185	26.5	61	0
2. Marc Mariani	2010-11, 2016	106	2,605	24.6	98t	1
3. Billy Johnson	1974–1980	121	2,902	24.0	81t	2
4. Mel Gray	1995–1997	111	2,592	23.4	88	0
5. Derrick Mason	1997–2004	156	3,496	22.4	101t	1
6. Carl Roaches	1980–1984	150	3,276	21.8	97t	2
7. Willie Drewrey	1985–1993	75	1,581	21.1	50	0
8. Allen Pinkett	1986–1991	80	1,577	19.7	48	0

MOST YARDS ON KICKOFF & PUNT RETURNS

In 2010, **Marc Mariani** accumulated the most total return yards for a single season in franchise history.

Most total punt and kickoff return yards in a season, franchise history:

Player	Season	Punt Ret Yards	Kickoff Ret Yards	Total Ret Yards
1. Marc Mariani	2010	329	1,530	1,859
2. Derrick Mason	2000	662	1,132	1,794
3. Darius Reynaud	2012	410	1,240	1,650
4. Mel Gray	1995	303	1,183	1,486
5. Bobby Jancik	1963	145	1,317	1,462
6. Mel Gray	1996	205	1,224	1,429
7. Billy Johnson	1975	612	798	1,410
8. Adam Jones	2005	272	1,127	1,399
9. Chris Carr	2008	323	984	1,307
10. Marc Mariani	2011	490	748	1,238

SEASON KOR YARDS, FRANCHISE HISTORY

In 2010, **Marc Mariani** set a franchise record with 1,530 kickoff return yards.

Most kickoff return yards in a season, franchise history:

Player	Season	KR	Yds	Avg	Lg	TD
1. Marc Mariani	2010	60	1,530	25.5	98t	1
2. Bobby Jancik	1963	45	1,317	29.3	53	0
3. Darius Reynaud	2012	53	1,240	23.4	105t	1
4. Mel Gray	1996	50	1,224	24.5	88	0
5. Bobby Wade	2006	50	1,194	23.9	48	0

SEASON PR AVERAGE, FRANCHISE HISTORY

Marc Mariani owns two of the franchise's top 10 single-season punt return averages. His 2010 average of 12.2 yards ranks seventh, and his 2011 average of 10.7 yards ranks ninth.

Highest punt return average in a season, franchise history:

Player	Season	PR	FC	Yds	Avg	Lg	TD
1. Billy Johnson	1977	35	8	539	15.4	87t	2
2. Billy Johnson	1975	40	1	612	15.3	83t	3
3. Billy Johnson	1974	30	3	409	13.6	49	0
4. Darius Reynaud	2012	31	17	410	13.2	81t	2
5. Derrick Mason	2000	51	17	662	13.0	69t	1
6. Adam Jones	2006	34	3	440	12.9	90t	3
7. Marc Mariani	2010	27	17	329	12.2	87t	1
8. Justin McCareins	2003	29	17	330	11.4	58t	1
9. Marc Mariani	2011	46	18	490	10.7	79t	1

#4 • K RYAN SUCCOP

[CLICK FOR COMPLETE BIO \(PDF\)](#)

Kicker **Ryan Succop** (6-2, 218) is in his eighth NFL season and his third campaign with the Titans. He was signed by the Titans as a free agent on Sept. 1, 2014.

During his second season in Tennessee, Succop connected on 14 of his 16 field goal attempts and 29 of his 31 extra point attempts to total 71 points. His 87.5 percent success rate on field goals set a personal best and ranked as the sixth-highest figure in franchise history.

In 2014, he set a then-career high by making 86.4 percent of his field goal attempts. He was 19-of-22 and also connected on all 27 of his extra point attempts.

Succop's previous five seasons were spent with the Kansas City Chiefs, who chose him with the last pick of the 2009 NFL Draft (256th overall).

In his career with the Chiefs, he posted four 100-point seasons and made 81.0 percent (119-147) of his field goal attempts. Over his final three years there (2011-13), 52 percent of his kickoffs resulted in touchbacks, a number that ranked 11th in the NFL during that span.



In 2013, he tallied career highs for points (118) and touchbacks (47). He also posted the second-best percentage of his career for field goals made inside of 50 yards, connecting on 87.5 percent (21-24) of those attempts. During his Chiefs career, he produced five game-winning kicks.

A native of Hickory, N.C., Succop played in 50 games for the University of South Carolina Gamecocks, hitting 49 of 69 field goals (71.0%) and converting 104 of 106 PATs. His 251 points made up the second-highest total in school history.

2016 Highlights:

- **Against Minnesota (9/11)**, made his only field goal attempt from 28 yards as well as his only extra point attempt.
- **At Detroit (9/18)**, made a 46-yard field goal and missed a 51-yarder.
- **Against Oakland (9/25)**, made a 34-yard field goal and an extra point. He extended his streak to 20 consecutive successful field goals from inside 50 yards. Succop became the second player in Titans/Oilers history to accomplish the feat, joining Al Del Greco.
- **At Houston (10/2)**, made both of his field goal attempts (48 and 26 yards) and both of his extra point attempts.
- **At Miami (10/9)**, made his only field goal attempt (40 yards) and three of his four extra point attempts.
- **Against Cleveland (10/16)**, missed a 58-yard field goal and made all four extra point attempts.
- **Against Indianapolis (10/23)**, made his only field goal attempts of the game from 48 and 44 yards. The two scores extended his career-best streak to 25 consecutive made field goals on attempts inside 50 yards, which broke Al Del Greco's franchise record of 24 straight that was set from 1995-1996.
- **Against Jacksonville (10/27)**, made all three field goal attempts and three of four extra point attempts. He extended his streak to 28 successful field goals from inside 50 yards, a franchise-best stretch that dates back to 2014. His previous such career-best streak was 20 consecutive made attempts from inside 50 as a member of the Kansas City Chiefs in 2013. Against the Jaguars, he made a 32-yarder in the first quarter, a 22-yarder in the second quarter and a 33-yarder in the fourth quarter.
- **At San Diego (11/6)**, made all five extra point attempts.

Succop's Career Regular Season Statistics:

Year	Team	GP	FGM	FGA	Pct	Lg	XPM	XPA	Pts
2009	KC	16	25	29	86.2	53	29	29	104
2010	KC	16	20	26	76.9	53	42	42	102
2011	KC	16	24	30	80.0	54	20	20	92
2012	KC	16	28	34	82.4	52	17	17	101
2013	KC	16	22	28	78.6	51	52	52	118
2014	Ten	16	19	22	86.4	51	27	27	84
2015	Ten	16	14	16	87.5	51	29	31	71
2016	Ten	9	11	13	84.6	48	22	24	55
Totals		121	163	198	82.3	54	238	242	727

Succop's Regular Season Single-Game Highs:

- Field Goals Made** - 6 at New Orleans (9/23/12)
- Field Goal Attempts** - 6 at New Orleans (9/23/12)
- Longest Field Goal** - 54 vs. Minnesota (10/2/11)
- PATs Made** - 6 (Four times, last vs. Jacksonville, 12/6/15)
- PATs Attempted** - 6 (Four times, last vs. Jacksonville, 12/6/15)
- Points** - 19 at New Orleans (9/23/12)
- Consecutive Field Goals Made** - 22 (10/2/11-12/24/11)

SINGLE-SEASON FIELD GOAL PERCENT

Ryan Succop owns two of the top single-season field goal percentages in franchise history. In 2015, he made 87.5 percent of his attempts, which ranks sixth in team annals, and his 86.4 percent success rate in 2014 ranks ninth.

Highest field goal percentage in a season, franchise history:

Player	Season	Made	Att	Pct
1. Rob Bironas	2010	24	26	92.3
Al Del Greco	1998	36	39	92.3
3. Rob Bironas	2011	29	32	90.6
4. Rob Bironas	2007	35	39	89.7
5. Rob Bironas	2008	29	33	87.9
6. Ryan Succop	2015	14	16	87.5
7. Gary Anderson	2003	27	31	87.1
Al Del Greco	1995	27	31	87.1
9. Ryan Succop	2014	19	22	86.4
10. Rob Bironas	2013	25	29	86.2

CONSECUTIVE FIELD GOALS

From the final three games of the 2014 campaign through the first eight games of 2015, **Ryan Succop** made 15 consecutive field goals. His streak ranks seventh in franchise history.

Longest streaks of field goal attempts without a miss, franchise history:

Kicker	Season(s)	Consecutive Field Goals
1. Rob Bironas	2011–2012	20
Rob Bironas	2010	20
Rob Bironas	2007–2008	20
Al Del Greco	1998–1999	20
5. Rob Bironas	2007	19
6. Al Del Greco	1995–1996	18
7. Ryan Succop	2014–2015	15
8. Rob Bironas	2011	14
Al Del Greco	1999–2000	14
10. Al Del Greco	1994–1995	13

RYAN SUCCOP'S CAREER GAME-WINNING FIELD GOALS

A game-winning field goal is defined as one that was the final score of the game and gave the kicker's team the lead at any time in the fourth quarter or overtime.

Date	Team	Opponent	Distance	Quarter
9/23/12	Kansas City	at New Orleans	31 yards	Overtime
10/31/11	Kansas City	vs. San Diego	30 yards	Overtime
9/19/10	Kansas City	at Cleveland	23 yards	4th Quarter
10/31/10	Kansas City	vs. Buffalo	35 yards	Overtime
11/22/09	Kansas City	vs. Pittsburgh	22 yards	Overtime

MORE TITANS SPECIALISTS

48 - LS BEAU BRINKLEY

- Long snapper **Beau Brinkley** (6-4, 248) is in his fifth NFL season in 2016. He was signed as an undrafted free agent in 2012 and re-signed to a multi-year contract in 2015.
- In 2015, he played in all 16 games for the fourth consecutive season. He helped Brett Kern become the first punter in league history to record 80 or more punts, a net average of 40 yards, and one or zero touchbacks in a single season. He also served as the long snapper for kicker Ryan Succop, who went 14-of-16 and whose 87.5 percent success rate on field goals was the sixth-best in franchise history.
- In 2014, he played in all 16 games for the third consecutive year and tied for third on the team with a career-high 10 special teams tackles. He helped Brett Kern set a new team record for single-season net punting average.
- In 2013, Brinkley saw action in all 16 games and posted six special teams stops.
- In 2012, his consistency helped Brett Kern set the franchise records for both gross and net punting average in 2012.
- The Kearney, Mo., native spent four seasons as Missouri's long snapper after joining the team as a preferred walk-on. Appeared in 50 career games during his time at Missouri.

TITANS TIDBITS: OFF-THE-FIELD HIGHLIGHTS

TE JACE AMARO

- Amaro was a standout track & field athlete at Douglas MacArthur High School in San Antonio. He broke a 23-year-old District 26-5A shot put record with a throw of 18.88 meters (61 feet, 10 inches).

RB ANTONIO ANDREWS

- Andrews attended Fort Campbell (Ky.) High School, which is approximately 60 miles northwest of Nashville. As a high school senior, he was named the state of Kentucky's "Mr. Football" as a dual-threat quarterback.
- Antonio's father, Olan Andrews II, serves in the U.S. Army and was invited by the team to present the 12th Titan Sword of Honor prior to a Titans home game in 2015 (Nov. 15 vs. Carolina) as part of a Salute to Service celebration.

LB DAVID BASS

- Bass became only the fifth player from Missouri Western State to reach the NFL.
- He and his wife, Jahnene, were high school sweethearts. They were married during the 2016 offseason.

T BYRON BELL

- During the 2016 offseason, Bell volunteered as a teacher in numerous Middle Tennessee schools to prepare himself for a potential career in education following his football days.
- Bell is proud to be a native of Greenville, Texas, and the city reciprocates the feelings. The town of 25,557 named the street he grew up on "Byron Bell Street" and the mayor gave him a key to the city as a rookie.

DE ANGELO BLACKSON

- Blackson's legal guardian as a youth was his sister, Dalila Newman. She raised Angelo since he was six years old and he says he learned everything from her.
- Blackson was on the field for the famous "Kick 6" play during the Auburn and Alabama game in 2013. Blackson lined up on the defensive front to attempt to block the field goal and served as a blocker on the game-winning missed field goal return for a touchdown.

CB VALENTINO BLAKE

- Blake has stated that the adversity of losing his grandmother at a young age has made him a better person and a better player. He knows his beginnings and wants to honor his grandmother while making her proud in the process.
- Blake's college recruiting experience was an unusual one. His journey was quite simple; he went to one football camp at UTEP. They offered him a scholarship, and that is where he decided to go.

LS BEAU BRINKLEY

- Brinkley's father, Mike, was an All-American defensive end and long snapper at Missouri Valley College. Beau learned to long snap when he was just seven years old.
- Brinkley raced four-wheelers in the Extreme Dirt Track Racing Series while growing up in Missouri. He traveled the country competing in both motor cross and flat track competitions and won a flat track regional title in 2005.
- In June 2015, Brinkley participated in the Nashville Sports Council Golf Tournament at Gaylord Springs Golf Course. On the par-3 eighth hole, he sunk a hole-in-one to win a barrel of Jack Daniel's whiskey.

S KEVIN BYARD

- He has aspirations to travel the world, and his bucket list includes setting foot on every continent.
- Byard credits his mother, Artina Stanley, for much of his success. Following a divorce when Byard was in ninth grade, his mother moved with the children from Philadelphia to Atlanta. Although it was a financial struggle, Stanley worked long hours to make sure her children received what they needed. Byard claims he and his older brother "had to grow up really fast" as they helped their mother with taking care of the younger kids in the family.
- The Titans had an inside track in their scouting of Byard. Titans general manager Jon Robinson received glowing reports on Byard from his friend and MTSU defensive coordinator Steve Ellis. When Robinson was a linebackers coach at Nicholls State, Ellis was one of his pupils, and the two remained close through the years. Additionally, Patrick Callaway, a newly-hired scouting assistant for the Titans, was Byard's high school teammate.

DT JURRELL CASEY

- Casey and his wife, Ryann, set up the Casey Fund to help people in need, including people who have been incarcerated.
- Casey has a strong partnership with Project Return Tennessee.
- Family members, friends and teammates call him "Tut-Tut," a nickname he earned from his aunt as a small child because she said he walked like a turtle.
- He has nine brothers and sisters.
- When he was in high school, his older brother, Jurray, was convicted of first-degree murder. Despite the turmoil it caused, Jurrell credits his brother for helping him re-focus on becoming a better football player and student.
- Casey calls his mother, Collette Burns, a cafeteria worker in the Long Beach

TITANS TIDBITS: THE BEST OF TITANS OFF-THE-FIELD HIGHLIGHTS

Unified School District, "the inspiration in my life" for how hard she worked to provide for Jurrell and his siblings.

QB MATT CASSEL

- Cassel's mother, Barbara, is an Emmy-winning set decorator in Hollywood. His late father, Greg, was a script writer.
- His wife, Lauren, was a captain of the Southern Cal volleyball team that won the 2002 national title.
- He played in the 1994 Little League World Series on the Northridge, Calif., team. He went on to play a season of baseball at Southern Cal and was selected in the 36th round of the 2004 Major League Baseball Draft by the Oakland Athletics.
- Cassel's older brother, Jack, pitched for the Houston Astros, Cleveland Indians and San Diego Padres. His younger brother, Justin, was a pitcher in the Chicago White Sox organization.

T JACK CONKLIN

- After not receiving a single Division I scholarship offer, Conklin began his time at Michigan State as a preferred walk-on in 2012. He impressed enough in his redshirt season to earn a scholarship in the spring of 2013.
- At Plainwell (Mich.) High School, Conklin's head coach was his father, Darren Conklin, who once was a walk-on at Michigan under Wolverines head coach Bo Schembechler.
- His mother, Jennifer Jackson, was an All-American swimmer at the University of Michigan.
- Conklin's grandfather, Ron Jackson, was a professional baseball player. He played first base for the Chicago White Sox and Boston Red Sox.
- He hopes to one day own his own farm.

CB PERRISH COX

- Cox began playing football in large part to his father Perrish Cox, Sr. His dad, who played baseball at Southern University, was his coach and mentor growing up and taught him the importance of hard work and setting goals.
- Cox enjoys bowling as a hobby. He has rolled a high score of 276 and as a member of the Denver Broncos, he competed in a bowling league during his free time.

OLB KEVIN DODD

- Dodd says that his grandmother Mamae Charles served as an inspiration in his life and her guidance in the early years helped him reach his football dreams. She passed away when he was in sixth grade and to this day he plays to honor her life.

WR HARRY DOUGLAS

- Douglas' brother, Toney, is a seven-year NBA veteran who currently plays for the New Orleans Pelicans. Toney was originally drafted by the L.A. Lakers as the 29th overall pick in the 2009 NBA Draft and has played for New York, Houston, Miami, Golden State, Sacramento and New Orleans. Harry tries to attend as many of Toney's games as possible.
- In his spare time, he enjoys date nights with his wife, Kierra; bowling; traveling; discovering new restaurants; watching movies; playing cards; and keeping his niece, nephew and godchildren.

TE ANTHONY FASANO

- Fasano is the founder of Next Chapter Addiction Treatment, which exists to "provide state of the art clinical and 12-step immersion services for patients so they rediscover themselves, learn to build healthy relationships, embrace recovery and live a life free from addiction." Fasano's family was impacted by addiction, and watching the recovery process inspired Fasano to launch the venture. The facility in Delray Beach, Fla., which opened in December 2015, currently can treat up to 35 total inpatients and outpatients at a time. More information is available at nextchapteraddiction.com.
- He established the Anthony Fasano Foundation in 2008 to serve underprivileged youth and military families in New Jersey.
- Fasano speaks Italian and Spanish fluently.

FB JALSTON FOWLER

- Fowler lists his mother, Dana, as the person that inspires him the most. When his brother, Joe, was accidentally shot and killed at a friend's house in 2007, she stayed strong and kept the family together.
- Fowler's nickname is "Nudie." His father gave it to him as a baby because he was always running around the house naked. Fowler has nicknamed his son, Jalston Jr., "Toodie."

RB DERRICK HENRY

- In high school, Henry broke the 51-year-old national high school rushing record with 12,124 yards after compiling 4,261 rushing yards as a senior.
- Henry says his grandmother Gladys Henry has served as a key inspirational piece during his career. He has a portrait tattoo of her on his chest.
- Henry has been growing out his hair since he was in elementary school.

DL AUSTIN JOHNSON

- When Johnson was drafted by the Titans, he became a teammate once again of DaQuan Jones, a former Penn State defensive lineman who was drafted by the Titans in 2014. The two remained close, and Jones was among Johnson's family and friends surrounding him on draft night.
- Johnson was a broadcast journalism major at Penn State.
- The son of Austin and Tammy Johnson, he has two older sisters, Brandi and Erika, and one younger sister, Kennedy. Kennedy is a forward on the Michigan State women's basketball team.

S RASHAD JOHNSON

- Johnson attended the 2016 NFL Broadcast Bootcamp during the offseason and would like to get into sports media following his playing career.
- After redshirting in his first season at Alabama, Johnson made the switch to defense in 2005 and went on to become just the eighth player in Alabama's storied history to serve as team captain twice (as a junior and senior).
- Johnson lost the end of his left middle finger while he attempted a tackle on special teams in the second quarter of the Cardinals Week 3 matchup in New Orleans in 2013. He returned to action three games later.
- Johnson's foundation is called The Walk-on to Champions Foundation. During the 2016 offseason, he held the sixth annual Walk-on to Champions weekend at Sulligent High School in support of his Walk-on to Champions Foundation. During the weekend, Rashad hosted a high intensity high school skills camp, his annual Celebrity Basketball game featuring his NFL colleagues and former Alabama players and his annual Youth Football Skills camp for kids in first through eighth grade.

C BEN JONES

- Jones switched from jersey #61 to #60 prior to his senior season at Georgia, to honor his father, Steve, a former collegiate star, who was killed in a helicopter crash when he was 10 years old.
- Jones' pregame ritual consists of walking barefoot on the field "to get a feel for the turf." The routine began before one game with his brother in high school and after enjoying success that night, it has continued ever since.

DL DaQUAN JONES

- Jones majored in Criminology at Penn State and spent a portion of his 2013 summer as an intern observing the Spring Township Police Department near State College.
- Jones entered the Penn State program after being rated the second-best offensive lineman in the nation.
- He lists his father, Steve, as the most inspirational person in his life. Steve raised DaQuan as a single father and one of his father's greatest traits is that he works extremely hard in everything he does. Steve works as an executive chef at Cornell University.

G/T DENNIS KELLY

- Kelly's brother, Tim, played football at Eastern Illinois and is currently an offensive quality control coach for the Houston Texans.
- Kelly's favorite football player growing up was former Titans great Jevon Kearse.
- He is an avid professional wrestling fan that does not let the opportunity pass him by whenever a live WWE show is in town. He lists the Undertaker as the one person in the world he would like to have dinner with.

P BRETT KERN

- Kern's father, Cal, is a former professional soccer goalie.
- Kern is an avid golfer that sports a +1 handicap. He picked the game up late in his high school years and caddied for three summers at Inverness Golf Club while in college. The course is located in Toledo, Ohio, and has hosted PGA and NCAA Championships. In 2011, Kern competed in The Vinny, a local golf fundraising tournament hosted by singers Vince Gill and Amy Grant, and finished fourth in the event.

G JOSH KLINE

- Kline was a standout wrestler in high school, winning the state title as a senior and finishing with a 45-1 record that year.

DL KARL KLUG

- Klug has an identical twin brother, Kevin, who played linebacker at Minnesota State University, Mankato. As high school teammates, Kevin played fullback, opening holes for Karl, the team's running back. Kevin now owns and operates Klug Fitness, a mobile fitness business in Nashville. He also has toured with Lady Antebellum and Sam Hunt as a personal trainer. Karl and Kevin have an older sister, Kelsey.
- Klug's small hometown of Caledonia calls itself the "Wild Turkey Capital of Minnesota" and "The Heart of Quilt Country."
- Klug arrived on Iowa's campus as an undersized defender who weighed only 207 pounds at the time.

T TAYLOR LEWAN

- Lewan chose to wear jersey number 77 at Michigan and then at the pro level

TITANS TIDBITS: THE BEST OF TITANS OFF-THE-FIELD HIGHLIGHTS

because of the legacy of Wolverine tackles who have donned the number, including Jake Long and Jon Jansen.

- His father, Dave, was a defensive lineman at the University of Minnesota.
- Lewan has a mustache tattooed on his right index finger and a stick figure tattooed on the outside edge of his right hand that he calls his "right-hand man."
- One of Lewan's close friends is Carolina Panthers defensive end Craig Roh. The two played together as high school seniors and then went to Michigan at the same time.

WR/KR MARC MARIANI

- Mariani overcame a great deal of adversity to make it to the NFL. He was a non-preferred walk-on at Division I-AA Montana before working his way up the Grizzlies' depth chart and finally earning a scholarship as a junior.
- Mariani thought he was the victim of a practical joke when the Titans called to inform him that he was drafted. The former Montana teammate of then-Titans Coach Jeff Fisher's son, Brandon, had been on the phone back and forth with his buddy all day. Just before the Titans were scheduled to pick in the seventh round, Mariani got another call from Brandon, who informed him that he was now a Titan.

QB MARCUS MARIOTA

- Mariota's touchdown "celebrations" are usually limited to a simple series of gestures: three taps on his chest and pointing to the sky as a way to show appreciation for his mother, father and younger brother.
- He is the oldest son of Toa and Alana Mariota. His younger brother, Matthew, is a sophomore linebacker at Oregon.
- Mariota credits much of his athletic success to playing soccer in his youth. By the time he was eight years old, he was wearing a soccer jersey with the number 8, and he has kept the jersey number ever since then.
- During his time in Eugene, Ore., Mariota became a fixture at the Boys and Girls Club of Emerald Valley, spending time on a weekly basis with kids at the center. For his efforts in the community, he was awarded with the inaugural Play It Forward Award at the 63rd Annual Oregon Sports Awards in June 2015.
- Mariota's "bucket list" includes boogie boarding in Bali and traveling to Europe and South America.
- Mariota is working on the launch of his Motiv8 foundation, which will serve the communities of Middle Tennessee, Eugene and Honolulu.

G/C JOSUE MATIAS

- Matias was born in the Dominican Republic and moved to Union City, N.J., with his family when he was six. He is the first ever NFL player born in the Dominican Republic.
- Matias won the 2014 BCS National Championship after starting all 14 games with the Florida State Seminoles during his junior season.

WR RISHARD MATTHEWS

- Matthews' father, Andre, is a retired U.S. Marine Corps master sergeant.
- In October 2015, Matthews' half-brother Christopher Ruiz was killed while serving as a retired Marine working as a private defense contractor in Afghanistan. Ruiz served in the Marines for 10 years, and served overseas in Operation Iraqi Freedom. He was in Afghanistan training locals to fight for their country, when he was killed. Ruiz was one of six U.S. Airmen and five other civilian contractors killed in the crash of an Air Force C-130 as it tried to put down at the Jalalabad Airfield on Oct. 2.
- Matthews wears a bracelet with the words "Forever by my side." It has his fallen brother's name on it, along with the Marines logo. He wears the bracelet every day.

WR TRE McBRIDE

- McBride's father, Douglas, is a U.S. Army Colonel currently stationed at Fort Lee, Va., and has had two tours in Iraq and one tour in Afghanistan.
- McBride has played the trumpet since sixth grade and started playing the harmonica in college.
- McBride is the creator and administrator of a lifestyle website called Fresh Life Only (freshlifeonly.com), or Flo. He and his co-creators blog on topics related to the mind, body, soul and finances.

CB BRICE McCAIN

- In 2014, McCain played with the Pittsburgh Steelers and worked with current Titans defensive coordinator Dick LeBeau. McCain kept his notes from playing in LeBeau's defense and referenced them when making the transition to Tennessee.

CB JASON McCOURTY

- McCourty played his last three seasons at Rutgers with his identical twin brother, Devin. The duo held down the starting cornerback spots for Scarlet Knights together for two years. Devin, who redshirted his first season at Rutgers, was a first-round draft pick by the New England Patriots in 2010. They also have an older brother, Larry.
- During the 2013 offseason, Jason and Devin spearheaded "Tackle Sickle Cell," a campaign that aimed to educate the public, increase blood donations, and raise money and awareness for the fight against sickle cell disease. The duo partners with the Embrace Kids Foundation to host three major events: McCourty Twins 5K Run/Walk, Tackle SC Casino Night and Tackle Sickle Cell Blood Drive. More

information is available online at www.tacklesicklecell.org.

- In 2014, Jason and Devin McCourty won their respective team's Walter Payton Man of the Year Award. Then, in 2015, each of the twins were nominated for the Byron "Whizzer" White Award for their commitment to their respective NFL cities. During the 2016 offseason, Rutgers University welcomed Jason and Devin McCourty into their Hall of Distinguished Alumni.
- McCourty excelled off the field at Rutgers, as he was a semifinalist for the prestigious Vincent dePaul Draddy Trophy given to the college football player with the best combination of academics, community service and on-field performance. He was also named an ESPN The Magazine Academic All-District first-team member.

OLB DERRICK MORGAN

- Morgan is a 2016 graduate of the University of Miami's Executive MBA for Artists and Athletes program.
- Morgan helped deliver his daughter at home in April 2015.
- Morgan credits his mother, Pamela Sweigart, as his primary role model in life. He also says that she should be credited with his football success, since, even as a single parent, she managed to take him to every practice and every game during his youth.

RB DeMARCO MURRAY

- Murray led his high school basketball team to a 2005 state title. He was considered a top-30 basketball recruit in the state as well.
- He started the DeMarco Murray Foundation with the mission to provide families with seriously and chronically ill children with daily encouragement and life changing experiences. More information is available at DeMarcoMurray.com.
- Murray hosted his first youth football camp in Middle Tennessee in June 2016, welcoming 150 players to the two-day event at D1 Sports Training in Franklin.

OLB BRIAN ORAKPO

- Orakpo annually hosts The Brian Orakpo Leukemia Golf Classic to raise money for the National Capital Area Chapter of the Leukemia and Lymphoma Society.
- Orakpo is a good friend with former Titans safety Michael Griffin. The two played together for three seasons at the University of Texas and Griffin was an integral part in helping recruit Orakpo to Nashville.

LB NATE PALMER

- Palmer was the high school basketball teammate of current N.Y. Knicks point guard Derrick Rose for two seasons.
- Palmer names his father, Nathan Sr., as the biggest influence on him as he never made excuses and successfully started his own trucking business in Chicago.
- During college, Palmer held summer jobs at the Boys and Girls Club in Champaign and later as a busboy and food expeditor at the Bloomington (Ill.) Country Club.

CB CODY RIGGS

- Cody's father, Gerald Riggs, was a three-time Pro Bowl running back during his 10-year NFL career with the Atlanta Falcons and Washington Redskins. His older brother, Gerald Riggs, Jr., was a running back at the University of Tennessee, who played briefly with the Miami Dolphins and Chicago Bears.

DB CURTIS RILEY

- While out of college in 2011, Riley worked at Family Dollar in Orlando to help his mother pay the bills.

C BRIAN SCHWENKE

- Schwenke was an avid surfer during the time he spent living in Hawaii as a result of his father's job in the Navy.
- His father, Brian Sr., was a SERE (Survival, Evasion, Resistance and Escape) trainer in the Navy from 1990-2002.
- Schwenke enjoyed swimming with whale sharks on his honeymoon in Cabo in 2014. He also has enjoyed traveling to Europe, including visits to Ireland, Amsterdam, Brussels, Prague, Vienna and Budapest.
- He owns three dogs: an English bulldog named Vinny, a Dogo Argentino named Nala, and a golden doodle named Calli.

S DA'NORRIS SEARCY

- Searcy wore No. 21 at North Carolina because his grandmother was born in 1921.
- Searcy has tattoos of a cross and angel wings to represent his grandmother and great grandmother.

WR TAJAE SHARPE

- Sharpe's grandmother, Cozy Little, is a breast cancer survivor having beat the disease in 2013.
- Sharpe was so excited to get into football mode that he brought his own football to the first day of the Titans rookie minicamp. He says he usually goes to sleep with it and carries one around as much as he can, just because.
- Sharpe's family members nicknamed him "Show," which is short for "Showtime."

CB LeSHAUN SIMS

TITANS TIDBITS: THE BEST OF TITANS OFF-THE-FIELD HIGHLIGHTS

- He was commonly referred to as "Swis" in college because for his first college game the name on the back of his jersey was upside down. The nickname stuck.
- Prior to Sims, no prior student-athlete from Andre Agassi Prep in Las Vegas, Nev., had ever earned an athletic scholarship. When he was a high school freshman, the Stars played eight-man football in the public charter school's first year with a football team. They moved to 11-man football during his sophomore year, and by his senior season, the team won a league title.
- Sims is a movie buff who lists "Training Day" among his all-time favorites.

G/T QUINTON SPAIN

- Spain hosted his first NFL Skills Camp in Nashville in June 2016.

LB SEAN SPENCE

- Spence was the recipient of the Pittsburgh Steelers' Ed Block Courage Award in 2014 for his efforts in overcoming a serious knee injury.

S DAIMION STAFFORD

- At Norco (Calif.) High School, his coach was Todd Gerhart, the father of NFL running back Toby Gerhart.
- Navigating through his youth was not always an easy process for Stafford and his two sisters. But thanks to the efforts of many, he persevered. Those that inspired and helped him included his mother, LaTanya Henderson; Norco High School guidance counselor Kristine McCollough; Norco football coach Todd Gerhart; and Daniel Kelley, the head of his "second family." Stafford spent time living with the Gerhart and Kelley families during high school.

K RYAN SUCCOP

- Succop was given the title "Mr. Irrelevant" after being selected with the final pick (256th overall) of the 2009 NFL Draft.
- At Hickory (N.C.) High School, he was a three-time All-State selection in soccer with 104 career goals.
- Succop caddied for his friend, Wesley Bryan, at the 2016 Nashville Golf Open, a Web.com event at Nashville Golf & Athletic Club. Succop and Bryan went to school together at the University of South Carolina,

TE PHILLIP SUPERNAW

- Supernaw's father is country music singer Doug Supernaw.
- Supernaw was actually born in Nashville, but moved to the Houston area at an early age and attended high school in Katy, Texas.
- A member at Vanderbilt Legends Club in Franklin, Tenn., the golf enthusiast plays whenever he can during the offseason and is a 4.5 handicap.

QB ALEX TANNEY

- Tanney started at shooting guard as a freshman and sophomore at Monmouth. He stopped playing the sport collegiately to concentrate more on his football career.
- Tanney was a long distance runner at high school and ran a 4:20 mile.
- Tanney posted a Trick Shot Quarterback video on YouTube that went viral in 2011 when he was at Monmouth. The video has been viewed more than four million times and features Tanney making incredible throws in a variety of off-the-field situations.
- Tanney's two older brothers are in the sports industry. Matt is the Athletics Director at Western Illinois University and Mitch is the Director of Analytics for the Denver Broncos.

G SEBASIAN TRETOLA

- In 2014, Tretola and the University of Arkansas launched his own Heisman Trophy campaign after he threw a touchdown pass to his long snapper on a fake field goal. The Razorbacks athletic department produced a video highlighting the guard's offensive prowess that got more than 82,000 views on YouTube.
- Tretola states the reason he loves football is because it literally saved his life. Without the game, he says he would have gone down a "real, real, real bad path." He says he is going to pay the sport back by giving it everything he's got.
- Tretola is a self-proclaimed world-renowned beatboxer.

TE DELANIE WALKER

- Walker was named the Tennessee Titans Community Man of the Year in 2013 and 2015, due in large part to his tireless work with Mothers Against Drunk Driving. He teamed with MADD to help raise awareness of the dangers of drinking and driving after losing his aunt and uncle in a horrific accident near New Orleans after Super Bowl XLVII. The morning after San Francisco's loss to Baltimore at the Superdome, an alleged drunk driver killed Alice and Bryan Young only hours after Walker hugged Alice and Bryan at the team's postgame party. In addition to his work with MADD, Walker is an ambassador with the Tennessee Governor's Highway Safety Office's "Booze It and Lose It" campaign.
- During the 2016 offseason, Walker spearheaded a benefit dinner and auction for his foundation called "Carving It Up with Delanie Walker." He also launched "Delanie Walker's Imagination Station" at Fall-Hamilton Elementary School in collaboration with Scholastic Book Fairs to provide a new fully-furnished reading room for students.
- During the 2015 and 2016 offseasons, the Delanie Walker Gives Back Founda-

tion (delaniewalker.org) hosted a Celebrity Go-Karting Challenge, raising more than \$75,000 to benefit the foundation. Walker's offseason also includes hosting a youth football camp.

- Over the years, Walker has owned quite a selection of cars, ranging from classics to newer models. His collection has included a 1964 Chevy Impala, 1972 Buick Skylark, 1989 Camaro IROC-Z28, 2008 Mercedes-Benz CL63 AMG and 2010 F250 truck. Walker's passion for cars can be traced back to his childhood, where he would spend countless hours refurbishing old autos with the help of his friend's father, who was a mechanic.
- His speed on the field can be linked to his success on the track as a high school senior. Despite lettering only one year, he won the Division III 100m (10.6) and long jump (21-5) titles, while also serving as a member of the winning 4x100m relay team at the 2002 Miramonte League Meet. Delanie's younger brother, Anthony, competed in the 400m and 4x400m at the collegiate level, and has his hopes set on making the Olympic team one day.
- On Feb. 14, 2015, Walker was inducted into the Central Missouri Athletic Hall of Fame.

OLB AARON WALLACE

- Wallace is one-quarter Chinese on his mother's side of the family. One of his "bucket list" items is to walk on the Great Wall of China.
- His father, Aaron Wallace Sr., was a three-time All-Southwest Conference selection at linebacker for Texas A&M (1986-89) and was selected in the second round of the 1990 NFL Draft by the Oakland Raiders. Aaron Sr. went on to play eight seasons in the NFL, collecting 21 sacks in 102 career games.
- His mother, Sandra Broussard, is on the board of a foundation in San Diego called the Berry Good Food Foundation, which promotes nutritional education and organic food.
- He aspires to be a strength and conditioning coach following his playing career.

G CHANCE WARMACK

- At Alabama, Warmack developed the custom of rolling up his jersey to just under the numbers as a way to stay cooler. Soon, the fad became known as "Warmacking," and fans began posting photos on social media of their exposed bellies. He highlights the best fan photos on social media with what he calls "Warmackin Wednesdays."
- Warmack attended Westlake High School in Atlanta, Ga., where he was a teammate during his freshman and sophomore years with current Carolina Panthers quarterback Cam Newton.
- His brother, Dallas, is a sophomore offensive line prospect that is following in Chance's footsteps at the University of Alabama.

ILB AVERY WILLIAMSON

- Williamson grew up in the West Tennessee town of Milan, which is approximately a two-hour drive from Nashville. He lists Eddie George, Steve McNair and Jevon Kearse as his favorite Titans as a child.
- One of Williamson's "bucket list" items is to see the pyramids in Egypt.
- In 2013, he was chosen to represent the Kentucky football program on a one-week educational/service trip in Ethiopia.

DLAL WOODS

- Woods likes to fish and hunt deer and owns a farm with about 300 head of cattle and 90 horses in Elton, La.

ILB WESLEY WOODYARD

- Woodyard has been a captain in his first two seasons with the Titans. He joined Hall of Fame running back Floyd Little as the only players in Broncos franchise history to serve as a captain in each of their first five years with the club. In 2004, Woodyard also became the first-ever Kentucky freshman to serve as a team captain.
- Woodyard is the co-founder of The 16Ways Foundation which recognizes an emotional need for at-risk youth. The Foundation works on a national level to develop and implement workshops, seminars, camps, and other activities. These events are designed to build self-esteem, promote responsibility for one's own actions and overcoming obstacles, and demonstrate the importance of academics, knowledge of career options, professional development, community involvement, and mental and physical fitness among youth of all socio-economic backgrounds. The Foundation's primary focus is to work with at-risk youth between the ages of 8 and 18 and a secondary focus on adults in employment transition.
- Woodyard was a three-time nominee for the Walter Payton NFL Man of the Year while with the Broncos in 2010-11 and 2013.

WR KENDALL WRIGHT

- During the 2013 offseason, Wright went back to Baylor to train for his second NFL campaign. He worked out with Dallas Cowboys receiver Terrance Williams and lost close to 15 pounds.
- As a freshman at Baylor, Wright played on the basketball team. He appeared in 13 games as a reserve guard and scored 10 points.
- Wright was a three-sport star at Pittsburg (Texas) High School, where he earned All-State honors in football, basketball and track. He captured the state 3A titles in the long jump (24-0 3/4) and triple jump (48-5 1/4).

THIS WEEK'S MEDIA CALENDAR

8 Tuesday	9 Wednesday	10 Thursday	11 Friday	12 Saturday	13 Sunday	14 Monday
<p>No Media Access</p> <p>Players' day off</p>	<p>Practice 1:25-3:25 p.m.</p> <p>Mike Mularkey and Marcus Mariota available; locker room open following practice</p> <p>Conference Calls</p> <p>11:45 a.m. - Mike McCarthy with Tennessee media</p> <p>2:25 p.m. - Packers player with Tennessee media</p>	<p>Practice 11:45 a.m.-1:30 p.m.</p> <p>Mike Mularkey and coordinators available; locker room open following practice</p>	<p>Practice 10:45 a.m.-Noon</p> <p>Mike Mularkey available; locker room open following practice</p>	<p>No Media Access</p>	<p>Titans vs. Packers</p> <p>Noon CT Nissan Stadium</p>	<p>Mike Mularkey Press Conference</p> <p>Time TBA at Saint Thomas Sports Park</p>

TITANS MEDIA GUIDE

The 2016 Tennessee Titans Media Guide is now available online at:

www.TitansOnline.com/mediaguide

The media guide includes executive bios, coaches bios, player bios, a review of 2015, Titans records, history and playoff history.

The online media guide allows the team to update information during the season and makes archived documents easily accessible. A PDF version of the entire preseason media guide is now available for download at the site.

Traditional, printed versions of the Titans media guide are available in limited supply by request only.

MEDIA CONTACT INFORMATION

Titans Practice Facility/Training Camp Site:

Saint Thomas Sports Park
460 Great Circle Road
Nashville, TN 37228

Nissan Stadium:

One Titans Way
Nashville, TN 37213

Media-Only Website/Credential Application:

<http://media.titansonline.com> (username and password available through Titans media relations)

Phone:

- (615) 565-4000 (main)
- (615) 565-4100 (media relations)
- (615) 565-4450 (Nissan Stadium press box - home PR)
- (615) 565-4190 (fan training camp hotline)
- (615) 565-4140 (community relations hotline)
- (615) 565-4105 (media relations fax)
- (615) 565-4200 (ticket office)

Media Relations Staff:

- Senior Director of Media Relations -
Robbie Bohren, (615) 565-4101
rbohren@titans.nfl.com
- Assistant Director of Media Relations -
Dwight Spradlin, (615) 565-4102
dspradlin@titans.nfl.com
- Media Relations Manager -
Jared Puffer, (615) 565-4107
jpuffer@titans.nfl.com
- Social Media Coordinator -
Amber Harding, (615) 565-4106
aharding@titans.nfl.com
- Media Relations Seasonal Employee -
Anne Noland, (615) 565-4103
anoland@titans.nfl.com



GAMEDAY MEDIA INFORMATION

MEDIA RELATIONS CONTACTS

Titans Media Relations (Press Box Seats 1-7): (615) 565-4450
 Jimmy Stanton, Vice President of Communications
 Robbie Bohren, Senior Director of Media Relations
 Dwight Spradlin, Assistant Director of Media Relations
 Jared Puffer, Media Relations Manager (Field Contact)
 Anne Noland, Media Relations Seasonal Assistant (Media Will Call)
 Amber Harding, Social Media Coordinator
 Visiting Team Media Relations (Press Box Seats 29-32): (615) 565-4452

DIRECTIONS TO NISSAN STADIUM

FROM AIRPORT TO NISSAN STADIUM (APPROXIMATELY 15 MINUTES): Take I-40 West toward Nashville/Memphis to I-24 West (before downtown). Exit at James Robertson Parkway (Exit 48). Turn left at first light (Interstate Drive). Turn right on Woodland Street. Nissan Stadium will be on the left. Follow signs to parking lot ("M" lot on northwest corner/river side of stadium).

NISSAN STADIUM MEDIA WILL CALL/MEDIA ENTRANCE

The media will call window and media entrance are located in the northwest corner of Nissan Stadium near Gate 6. The media will call window opens three hours prior to kickoff.

FIELD MEDIA VESTS

All members of the media with field access during the game must wear a media vest. Still and video photographers will be issued tan vests, while team-affiliated video photographers (coaches' shows, etc.) will be issued green vests. All vests must be obtained prior to each game at the vest check-in table in the field level concourse. All vests must be returned at the conclusion of the game to Titans personnel or a designated vest receptacle.

NISSAN STADIUM PRESS BOX INTERNET ACCESS

Wireless internet access is available free of charge in the Nissan Stadium press box. The login information will be available upon arrival in the press box. A limited number of ethernet lines and pool phone lines also are available. Accessing the wireless network works the same in the Nissan Stadium press box as it does in most areas with free connectivity. Titans staff may be able to assist in a limited manner, but you should first contact your company's I.T. department with any questions.

FROM NISSAN STADIUM PRESS BOX TO LOCKER ROOMS

Take the press box elevator (Level 3) to field level (Level 1). The Titans interview room is immediately on the right, and the Titans locker room (blue line) is straight ahead. Turn left and continue straight along the concourse to reach the visiting team's locker room and interview room (white line).

POSTGAME POLICIES

Reporters with press box credentials will be allowed on the field during pre-game activities but not during the game itself. Press box credentials do NOT provide access to the field at the two-minute warning in the fourth quarter. Media will be allowed to gather in the Titans interview room to watch the end of the game or remain in the press box to make the short walk down to the field level at the conclusion of the game. All media members will have field access once all of the players and coaches have exited the field. Interviews with Titans players are not permitted on the field following the game. Ken Whisenhunt's press conference will begin approximately 10 minutes following the conclusion of the game and will be held in the interview room across from the Titans locker room. Key players also will be brought to the interview room. The press conference audio will be played live over the press box speakers.

POSTGAME QUOTES

Quotes from each team's head coach and key players will be transcribed and distributed throughout the Nissan Stadium press box following the game. The quotes also will be available at www.TitansOnline.com.

POOL REPORTS

Pool reporters are assigned by the Pro Football Writers of America. They are the only reporters allowed in the officials' locker room. Requests for pool reports must be made in advance. Pool reports will be recorded, transcribed and then distributed in the press box.

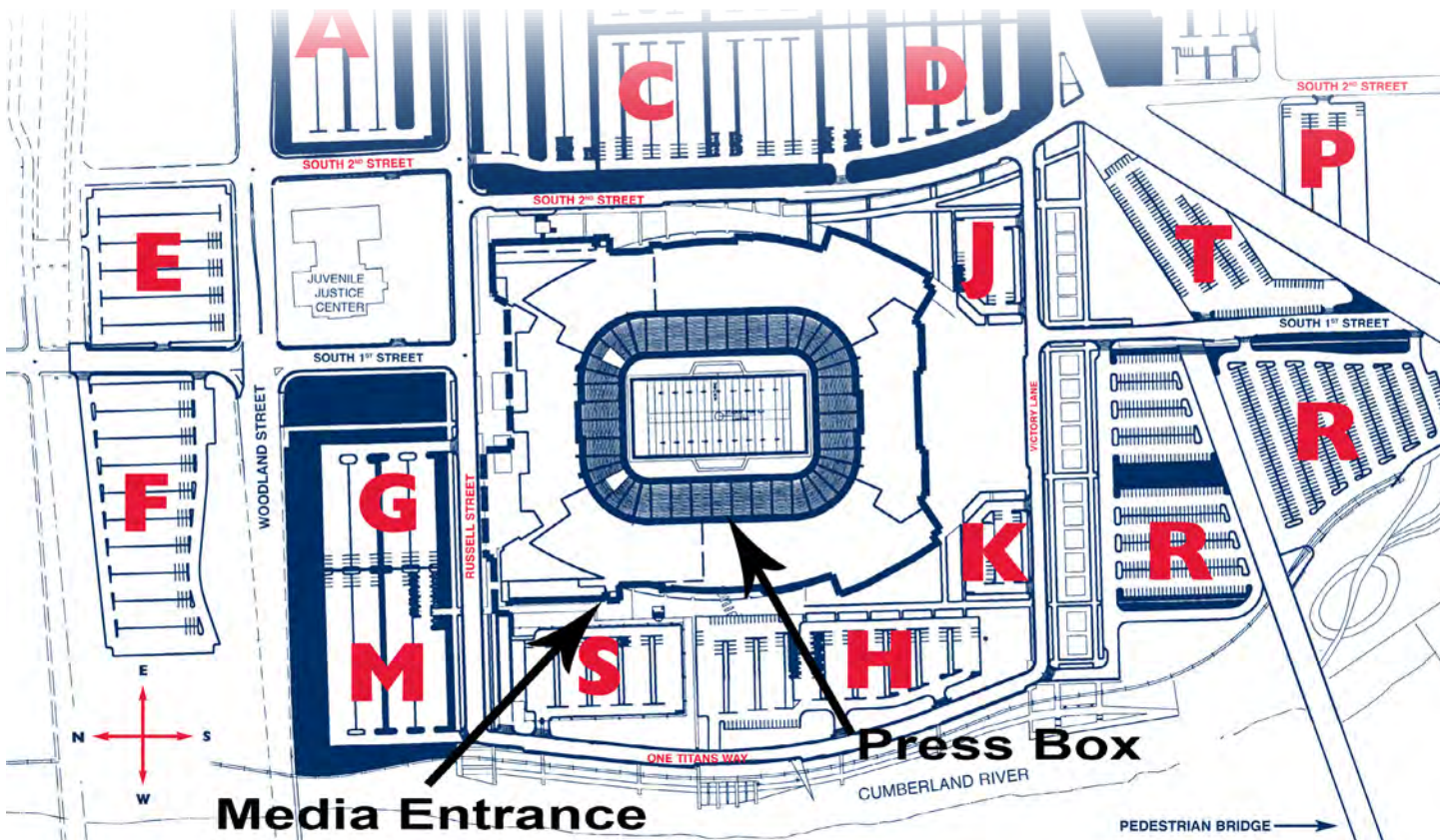
EXITING NISSAN STADIUM

FROM NISSAN STADIUM PRESS BOX TO STADIUM EXIT: Cross the press box catwalk to the third floor lobby. Take the stairs or elevator one floor down to Level 2. Exit through the doors and walk right to get to the "M" lot.

FROM NISSAN STADIUM TO AIRPORT (APPROXIMATELY 15 MINUTES): Take I-24 East toward Chattanooga to I-40 East toward Knoxville. The airport is at Exit 216A.

NISSAN STADIUM PARKING AND MEDIA ENTRANCE

The media will call window and media entrance are located in the northwest corner of Nissan Stadium near Gate 6. The media will call window opens three hours prior to kickoff.



TITANS ON SOCIAL MEDIA

Team Website www.TitansOnline.com
 Mobile Website m.titansonline.com
 Twitter @Titans
 Facebook /Titans
 Instagram @Titans
 Google+ +Titans
 Snapchat nfltitans

Follow individual Titans players at their personal accounts:

PLAYER	twitter	Instagram
DE Mehdi Abdesmad	@Sultan45BC	
TE Jace Amaro	@J_ACER22	@j_acer22
RB Antonio Andrews	@Salute2Dat5ive	@aandrews26
OLB David Bass	@dbass91	@dbass91
OL Byron Bell		@bigbell076
CB Valentino Blake	@zillamane41	@zillamane41
LS Beau Brinkley	@Brinkley86	@brinkley486
S Kevin Byard	@KB20_Era	@kevinbyard20
DT Jurrell Casey	@Jurrellc	@tattedmonster99
T Jack Conklin	@jack_conklin74	@jack_conklin78
CB Perrish Cox	@pcox16	@perrishcox
OLB Kevin Dodd	@kdodd98	@kdodd_98
WR Harry Douglas	@HDouglas83	@hdouglas83
TE Anthony Fasano	@Anthony_Fasano	@fasanation
RB David Fluellen	@DavidFluellenJr	@davidfluellenjr
FB Jalston Fowler	@jalstonfowler	
RB Derrick Henry	@KingHenry_2	@last_king_2
DL Austin Johnson	@AJohn15	@ajohn99
S Rashad Johnson	@49foyamind49	@rashadjohnson26
DL DaQuan Jones	@RiDQulous_98	@dqj_90
T/G Dennis Kelly	@denniskelly67	@denniskelly67
P Brett Kern	@brettkern6	@brettkern6
OL Josh Kline	@joshkline67	@jkline67
T Taylor Lewan	@TaylorLewan77	@taylorlewan
WR/KR Marc Mariani	@marcmariani80	@marcmariani80
T Tyler Marz	@TylerMarz61	@tylermarz
WR Rishard Matthews	@_RMatthews	@rishardmatthews
WR Tre McBride	@Uno_Dos_Tre3	@uno_dos_tre3
CB Brice McCain	@McCain21	@kain21
CB Jason McCourty	@McCourtyTwins	@mccourtytwins
OLB Derrick Morgan	@dmorg91	@dmorg91
RB DeMarco Murray	@DeMarcoMurray	@demarcomurray
CB Bennett Okotcha	@BennettOkotcha	@okotcha_21
OLB Brian Orakpo	@rak98	
LB Nate Palmer	@natep4	@natep4
CB Kalan Reed	@kalan_reed11	@kalan_uno_uno
CB Cody Riggs		@codyriggs2
DB Curtis Riley	@curtis35riley	@curtis35riley
C Brian Schwenke	@BrianSchwenke	@bschwenke62
S Da'Norris Searcy	@DSearcy_21	@dsearcy_21
WR Tajae Sharpe	@Showt1meSharpe	@showt1mesharpe
LB Tim Shaw	@TShawsTruth	@tshawstruth
CB LeShaun Sims	@LeShaunSims	
G Quinton Spain	@quinton_spain	@mr.undrafted
LB Sean Spence	@3Spence1	
S Daimion Stafford	@Daymo03	@hybrid_39
LB Justin Staples	@J_Staples57	@j_staples
K Ryan Succop	@ryansuccop	@ryansuccop06
TE Phillip Supernaw	@PSupernaw11	@phillipssupernaw
TE Delanie Walker	@delaniewalker82	@delaniewalker82

TITANS ON SOCIAL MEDIA

PLAYER	twitter	Instagram
OLB Aaron Wallace		@wallace51
G Chance Warmack	@chancewarmack	@warmackin
LB Avery Williamson	@AWilliamson54	@awilliamson54
DL Al Woods		@hulk337
NT Antwaun Woods	@AntwaunWoods	@antwaunwoods
LB Wesley Woodyard	@WoodDro52	@wooddro52
WR Kendall Wright	@1kendallwright	@k_dub01

TITANS ON THE AIR

Programs listed for the Nashville market. Outside of Nashville, check local listings for Titans Radio and "Titans All Access" stations and times.

MONDAYS

TV
 "Titans on 2 with Mike Mularkey" | 6:30-7 p.m. | WKRN News 2

Radio
 "Monday Night Titans" | 6-7 p.m. | 104.5 The Zone

TUESDAYS

Radio
 "The Mike Mularkey Show" | 6-7 p.m. | Titans Radio/104.5 The Zone

WEDNESDAYS

TV
 "Titans Blitz" with Eddie George | 6:30-7 p.m. | WSMV Channel 4

THURSDAYS

Radio
 "Titans Tonight with Keith Bulluck" | 6-7 p.m. | Titans Radio/104.5 The Zone

FRIDAYS

TV
 "Titans All Access" | 9-9:30 p.m. | CW 58

SATURDAYS

TV
 "Titans All Access" | 11:30 a.m.-12 p.m. | WZTV Fox 17
 "Titans All Access" | 2:30-3 p.m. | MyTV 30
 "Titans on 2 Final Countdown" | 6:30-7 p.m. | WKRN News 2

SUNDAYS

Radio (Noon Kickoff)
 "Countdown to Kickoff" | 10-11 a.m. | 104.5 The Zone
 "Titans Countdown" | 11 a.m.-12 p.m. | Titans Radio/104.5 The Zone
 "Titans Postgame Show" | 3-5 p.m. | 104.5 The Zone

TV
 "Titans All Access" | 10:30-11 a.m. | WZTV Fox 17



TITANS TV RATINGS

2016 regular season Titans television ratings in the Nashville market:

Date/Opponent	Day/Time	Network	Rating/Share	Rank
9/11 vs Min	Sun. noon	FOX	22.2/39	2
9/18 at Det	Sun. noon	CBS	22.0/38	1
9/25 vs Oak	Sun. noon	CBS	20.0/37	1
10/2 at Hou	Sun. noon	CBS	20.1/34	2
10/9 at Mia	Sun. noon	CBS	20.5/37	2
10/16 vs Cle	Sun. noon	CBS	22.8/42	2
10/23 vs Ind	Sun. noon	CBS	20.4/36	1
10/27 vs Jax	Thu. 7:25 p.m.	NFLN/WTVF	24.7/37*	1
11/6 at SD	Sun. 3:25 p.m.	CBS	23.6/35	1
11/13 vs GB	Sun. noon	FOX	-	-
11/20 at Ind	Sun. noon	CBS	-	-
11/27 at Chi	Sun. noon	CBS	-	-
12/11 vs Den	Sun. noon	CBS	-	-
12/18 at KC	Sun. noon	CBS	-	-
12/24 at Jax	Sat. noon	CBS	-	-
1/1 vs Hou	Sun. noon	CBS	-	-

2016 Season Average **21.8/37**

* Game on 10/27 did a combined 24.7/37 on NFL Network (3.3/5) and WTVF (21.4/32).

Season	Average Rating/Share
2015 Regular Season Average	21.3/37
2014 Regular Season Average	20.7/36
2013 Regular Season Average	25.0/41
2012 Regular Season Average	23.5/39
2011 Regular Season Average	27.7/46
2010 Regular Season Average	30.2/50
2009 Regular Season Average	30.9/50
2008 Regular Season Average	32.4/55
2007 Regular Season Average	28.6/49
2006 Regular Season Average	23.0/42
2005 Regular Season Average	21.8/42
2004 Regular Season Average	26.5/48
2003 Regular Season Average	33.4/57
2002 Regular Season Average	26.8/49
2001 Regular Season Average	24.5/42
2000 Regular Season Average	29.1/50
1999 Regular Season Average	19.8/35

TITANS ALL ACCESS

The Titans' 30-minute, official magazine-style TV show returns for its 14th season in 2016. **Mike Keith** and **Amie Wells** co-host the show, joined by new Titans general manager **Jon Robinson**.

Titans All Access features a variety of long-form stories every week. The show always reviews and previews Titans games, but also shares on- and off-field stories about the players, coaches and their families. Other Titans All Access staples include one-on-one chats with players and exclusive insight from Robinson, plus Titans news from www.titansonline.com senior writer/editor **Jim Wyatt**.

Titans All Access is shown locally on Nashville's FOX 17 Saturdays at 11:30 a.m. and Sundays at 10:30 a.m. It also airs in Nashville on CW 58 Fridays at 9 p.m. and on MyTV 30 Saturdays right after SEC Football (approximately 2:30 p.m. CT).

Titans All Access has also been picked up again by affiliates in Memphis, Knoxville, Chattanooga, Jackson, Tri-Cities, Huntsville, Ala., and Paducah, Ky. Check local listings for dates and times.

Titans All Access Affiliates:

Nashville
WZTV Fox 17
MyTV 30
CW 58

Huntsville
WHNT CBS 19
WHNT2

Memphis
WREG CBS 3

Jackson, Tenn.
E+ TV6

**Paducah/
Cape Girardeau**
KBSI FOX 23

Chattanooga
WDEF CBS 12

Knoxville
WVLT CBS 8
MyVLT 2

Tri-Cities
Fox 39



TITANS RADIO AFFILIATES

Titans Radio brings football to fans across the Mid-South in one of the NFL's largest radio networks, including Nashville flagship 104.5 The Zone.

Play-by-play announcer **Mike Keith** connection with pro football across the Mid-South dates back to 1996, a year before the Oilers arrived in Tennessee, and he became the "Voice of the Titans" in 1999. Additionally, former three-time Pro Bowl tight end **Frank Wycheck** begins his 12th season as the Titans Radio's color analyst, while Titans Radio gameday host **Rhett Bryan's** involvement with the broadcast dates back to 1997. **Jonathan Hutton** has served as Titans Radio sideline reporter since 2014.

TITANS RADIO AFFILIATES:

Flagship
Nashville WGFX FM 104.5

Tennessee			
Camden	WRJB	FM	95.9
Camden	WFWL	AM	1220
Centerville	WNKX	FM	96.7
Chattanooga	WGOW	FM	102.3
		AM	1150
Clarksville	WKFN	AM	540
		FM	104.1
Cleveland	WCLE	FM	104.1
Columbia	WMCP	AM	1280
Cookeville	WKXD	FM	106.9
Fayetteville	WYTM	FM	105.5
Jackson	WZDQ	FM	102.3
Knoxville	WOKI	FM	98.7
Lebanon	WANT	FM	98.9

Lebanon	WCOR	AM	1490
Lewisburg	WJMM	FM	94.3
Manchester	WMSR	FM	107.9
		AM	1230
Memphis	WMFS	FM	92.9
		AM	680
Memphis	WMC	AM	790
Morristown	WCRK	FM	105.7
Nashville	WGFX	FM	104.5
Pulaski	WKSR	AM	1420
Tri-Cities	WXSM	AM	640
Union City	WQAK	FM	105.7
Waverly	WQMV	FM	93.5
		AM	1060
Winchester	WCDT	AM	1340

Alabama			
Birmingham	WJQX	FM	100.5
Florence	WQLT	FM	107.3
Huntsville	WUMP	AM	730
		FM	103.9
Huntsville	WVNN	AM	770
		FM	92.5
Scottsboro	WWIC	AM	1050

Kentucky			
Bowling Green	WPTQ	FM	105.3
Cadiz	WKDZ	FM	106.5
Elizabethtown	WIEL	FM	106.1
		AM	1400
Henderson	WSON	AM	860
		FM	96.5
Madisonville	WWKY	FM	97.7
Owensboro	WVJS	FM	92.9
		AM	1420
Paducah	WPAD	FM	99.5
		AM	1560

Hawaii			
Honolulu	KIKI	AM	990

TITANS ONLINE COVERAGE

Titans Online offers comprehensive written and video content on the Titans. Senior writer and editor **Jim Wyatt** enters his second season covering the Titans for the team's website. The Nashville native began covering the Titans as a writer for *The Tennessean* in 1999 and became the full-time beat writer in 2001. He has been named Tennessee Sportswriter of the Year six times by the National Sportscasters and Sportswriters Association and twice has been named as one of the top beat writers in the country by the Associated Press Sports Editors.

Additionally, Titans Online and its accompanying mobile app deliver daily videos to keep fans up to date on the team. Wyatt, the "Voice of the Titans" **Mike Keith** and broadcast coordinator **Amie Wells** provide daily coverage from Saint Thomas Sports Park and Nissan Stadium.

Fans can follow the Titans throughout the season on the club's social media platforms, including **Facebook** (facebook.com/titans), **Twitter** (@Titans), **Instagram** (@Titans) and **Snapchat** (nftitans).



2016 NFL DIVISIONAL STANDINGS

AFC East Team	W	L	T	Pct
New England Patriots	7	1	0	.875
Buffalo Bills	4	4	0	.500
Miami Dolphins	4	4	0	.500
New York Jets	3	6	0	.333

AFC North Team	W	L	T	Pct
Baltimore Ravens	4	4	0	.500
Pittsburgh Steelers	4	4	0	.500
Cincinnati Bengals	3	4	1	.438
Cleveland Browns	0	9	0	.000

AFC South Team	W	L	T	Pct
Houston Texans	5	3	0	.625
Indianapolis Colts	4	5	0	.444
Tennessee Titans	4	5	0	.444
Jacksonville Jaguars	2	6	0	.250

AFC West Team	W	L	T	Pct
Oakland Raiders	7	2	0	.778
Kansas City Chiefs	6	2	0	.750
Denver Broncos	6	3	0	.667
San Diego Chargers	4	5	0	.444

NFC East Team	W	L	T	Pct
Dallas Cowboys	7	1	0	.875
New York Giants	5	3	0	.625
Washington Redskins	4	3	1	.563
Philadelphia Eagles	4	4	0	.500

NFC North Team	W	L	T	Pct
Minnesota Vikings	5	3	0	.625
Detroit Lions	5	4	0	.556
Green Bay Packers	4	4	0	.500
Chicago Bears	2	6	0	.250

NFC South Team	W	L	T	Pct
Atlanta Falcons	6	3	0	.667
New Orleans Saints	4	4	0	.500
Tampa Bay Buccaneers	3	5	0	.375
Carolina Panthers	3	5	0	.375

NFC West Team	W	L	T	Pct
Seattle Seahawks	4	2	1	.643
Arizona Cardinals	3	4	1	.438
Los Angeles Rams	3	5	0	.375
San Francisco 49ers	1	7	0	.125

TITANS OFFENSIVE AND DEFENSIVE RANKINGS BY THE WEEK AND BY THE SEASON

Offensive rankings in 2015 by the week based on yardage, followed by yearly rankings since 1999:

2016 Season Week	Opp.	NFL Offense			AFC Offense		
		Tot	Rush	Pass	Tot	Rush	Pass
1	Min	19T	24T	12T	10	12T	7
2	at Det	22	13T	23	13	9	11
3	Oak	20	7	24	9	5	12
4	at Hou	18	4	26	8	3	14
5	at Mia	15	2	28	7	1	14
6	Cle	10	3	29	4	2	14
7	Ind	14	3	28	7	2	14
8	Jax	9	3	26	4	2	13
9	at SD	8	3	22	4	2	10
10	GB						
11	at Ind						
12	at Chi						
13	Bye						
14	Den						
15	at KC						
16	at Jax						
17	Hou						

Final regular season team rankings:

Titans in 2015	30	25	25T	16	10	14
Titans in 2014	29	26	22	14	14	11
Titans in 2013	22	14	21	11	7	11
Titans in 2012	26	21	22	12	10	11
Titans in 2011	17	31	12	8	16	5
Titans in 2010	27	17	25	15	10	13
Titans in 2009	12	2	23	6	2	10
Titans in 2008	21	7	27	10	3	12
Titans in 2007	21	5	27	10	3	14
Titans in 2006	27	5	30	12	3	15
Titans in 2005	17	23	9	10	12	5
Titans in 2004	11	14	10	6	10	5
Titans in 2003	8	26	5	4	14	3
Titans in 2002	17	11	20	9	7	11
Titans in 2001	8	12	8T	5	8	4
Titans in 2000	14	7	16	8	6	8
Titans in 1999	13	13	13T	6	9	5T

Defensive rankings in 2015 by the week based on yardage, followed by yearly rankings since 1999:

2016 Season Week	Opp.	NFL Defense			AFC Defense		
		Tot	Rush	Pass	Tot	Rush	Pass
1	Min	6	6T	14	4	2T	8
2	at Det	13	13	13T	5	6	6
3	Oak	11T	17	12	5T	8	6
4	at Hou	14	20T	12	6	10	7
5	at Mia	10	15	9	5	7	5
6	Cle	9	7	11	5	4	5
7	Ind	10	6	18	5	3	8
8	Jax	9	6	20	4	3	9
9	at SD	15	11	20	7	4	9
10	GB						
11	at Ind						
12	at Chi						
13	Bye						
14	Den						
15	at KC						
16	at Jax						
17	Hou						

Final regular season team rankings:

Titans in 2015	12	18	7	8	12	3
Titans in 2014	27	31	15	16	15	9
Titans in 2013	14	20	11	8	8	6
Titans in 2012	27	24	26	15	11	14
Titans in 2011	18T	24	14	11	11	10
Titans in 2010	26	20	29	13	10	14
Titans in 2009	28	11T	31	14	5T	16
Titans in 2008	7	6	9	3	3	4
Titans in 2007	5	5	10	4	3	9
Titans in 2006	32	30	27	16	15	15
Titans in 2005	19	22	17	10	11	7
Titans in 2004	27	18	26	13	11	12
Titans in 2003	12	1	30	9	1	15
Titans in 2002	10	2	25	5	2	13
Titans in 2001	25	5	31	15	3	16
Titans in 2000	1	3	1	1	2	1
Titans in 1999	17	10	25	12	6	15

GAME PREVIEW

TEAM NOTES

PLAYER NOTES

MEDIA

STATISTICS

ROSTERS

2016 TENNESSEE TITANS REGULAR SEASON STATISTICS

Won 4, Lost 5

Date	W-L	Score	OT	Opponent	Attendance
Date	W-L	Score	OT	Opponent	Attendance
09/11	L	16-25		Minnesota	63,816
09/18	W	16-15		at Detroit	58,466
09/25	L	10-17		Oakland	62,370
10/02	L	20-27		at Houston	71,815
10/09	W	30-17		at Miami	64,425
10/16	W	28-26		Cleveland	60,897
10/23	L	26-34		Indianapolis	65,470
10/27	W	36-22		Jacksonville	61,619
11/06	L	35-43		at San Diego	52,281
11/13				Green Bay	
11/20				at Indianapolis	
11/27				at Chicago	
12/11				Denver	
12/18				at Kansas City	
12/24				at Jacksonville	
01/01				Houston	

Statistic	Tenn.	Opp.
Total First Downs	193	183
Rushing	70	43
Passing	103	121
Penalty	20	19
3rd Down: Made/Att	57/119	45/114
3rd Down Pct.	47.9	39.5
4th Down: Made/Att	2/5	2/4
4th Down Pct.	40.0	50.0
Possession Avg.	30:47	29:13
Total Net Yards	3415	3212
Avg. Per Game	379.4	356.9
Total Plays	573	560
Avg. Per Play	6.0	5.7
Net Yards Rushing	1298	868
Avg. Per Game	144.2	96.4
Total Rushes	269	206
Net Yards Passing	2117	2344
Avg. Per Game	235.2	260.4
Sacked/Yards Lost	12/80	23/148
Gross Yards	2197	2492
Att./Completions	292/185	331/209
Completion Pct.	63.4	63.1
Had Intercepted	8	6
Punts/Average	41/45.5	44/47.3
Net Punting Avg.	41/37.8	44/41.2
Penalties/Yards	66/541	86/759
Fumbles/Ball Lost	11/5	2/1
Touchdowns	27	25
Rushing	10	4
Passing	17	14
Returns	0	7

Score By Periods	Q1	Q2	Q3	Q4	OT	PTS
Team	32	90	33	62	0	217
Opponents	52	60	50	64	0	226

Scoring	TD	Rush	Rec	Ret	K-PAT	FG	S	PTS
Succop	0	0	0	0	22/24	11/13	0	55
Murray	9	7	2	0			0	54
Matthews	5	0	5	0			0	30
Walker	4	0	4	0			0	24
An. Johnson	2	0	2	0			0	12
Mariota	2	2	0	0			0	12
Wright	2	0	2	0			0	12
Fasano	1	0	1	0			0	6
Henry	1	1	0	0			0	6
Lewan	1	0	1	0			0	6
Team	27	10	17	0	22/24	11/13	0	217
Opponents	25	4	14	7	21/23	17/20	1	226

2-Pt Conv: **TM 0-3, OPP 1-2**

Sacks: Orakpo 7, Morgan 5.5, Casey 3, Williamson 2, Woodyard 2, Klug 1.5, Dodd 1, Spence 1, **TM 23, OPP 12**

FUM/Lost: Mariota 7/4, Murray 2/1, Mariani 1/0, Walker 1/0

Passing	Att	Cmp	Yds	Cmp%	Yds/Att	TD	TD%	Int	Int%	Long	Sack/Lost	Rating
Mariota	291	184	2187	63.2	7.52	17	5.8	8	2.7	60	12/80	94.1
Cassel	1	1	10	100.0	10.00	0	0.0	0	0.0	10	0/0	108.3
Team	292	185	2197	63.4	7.52	17	5.8	8	2.7	60	12/80	94.2
Opponents	331	209	2492	63.1	7.53	14	4.2	6	1.8	58	23/148	92.6

Rushing	No.	Yds	Avg	Long	TD
Murray	174	807	4.6	67	7
Mariota	35	235	6.7	41	2
Henry	53	221	4.2	22	1
Andrews	2	15	7.5	9	0
Wright	1	15	15.0	15	0
Walker	1	3	3.0	3	0
Cassel	2	1	0.5	2	0
Sharpe	1	1	1.0	1	0
Team	269	1298	4.8	67	10
Opponents	206	868	4.2	47	4

Receiving	No.	Yds	Avg	Long	TD
Murray	35	226	6.5	22	2
Walker	33	447	13.5	47	4
Matthews	33	420	12.7	60	5
Sharpe	27	317	11.7	29	0
Wright	19	316	16.6	48t	2
Henry	9	107	11.9	29	0
An. Johnson	9	85	9.4	20	2
Douglas	6	89	14.8	27	0
Fasano	5	45	9.0	15t	1
Supernaw	4	62	15.5	30	0
Amaro	3	59	19.7	26	0
Fowler	1	14	14.0	14	0
Lewan	1	10	10.0	10t	1
Team	185	2197	11.9	60	17
Opponents	209	2492	11.9	58	14

Interceptions	No.	Yds	Avg	Long	TD
McCourty	2	7	3.5	6	0
Cox	2	3	1.5	3	0
Stafford	1	4	4.0	4	0
Williamson	1	0	0.0	0	0
Team	6	14	2.3	6	0
Opponents	8	153	19.1	77t	2

Punting	No.	Yds	Avg	Net	TB	In	Lg	B
Kern	41	1866	45.5	37.8	2	18	71	0
Team	41	1866	45.5	37.8	2	18	71	0
Opponents	44	2079	47.3	41.2	7	14	72	0

Punt Returns	Ret	FC	Yds	Avg	Long	TD
Mariani	19	9	126	6.6	17	0
Team	19	9	126	6.6	17	0
Opponents	21	12	277	13.2	74t	2

Kickoff Returns	No.	Yds	Avg	Long	TD
Mariani	14	327	23.4	37	0
Andrews	2	32	16.0	17	0
Wright	1	4	4.0	4	0
Team	17	363	21.4	37	0
Opponents	11	282	25.6	61	0

Field Goals	1-19	20-29	30-39	40-49	50+
Succop	0/0	3/3	3/3	5/5	0/2
Team	0/0	3/3	3/3	5/5	0/2
Opponents	0/0	4/4	6/7	4/5	3/4

Succop: (28G)(51N,46G)(34G)(48G,26G)(40G)(58N) (48G,44G)(32G,22G,33G)(
 OPP: (37N,56N,50G,33G,45G,30G)(42G,27G)(52G) (53G,48N,45G)(24G)(45G,37G)
 (28G,33G)(32G,23G, 36G)

GAME PREVIEW

TEAM NOTES

PLAYER NOTES

MEDIA

STATISTICS

ROSTERS

2016 TENNESSEE TITANS REGULAR SEASON DEFENSIVE STATISTICS

PLAYER	TACKLES			SACKS		QBPs		INTERCEPTIONS					FUMBLES		
	Tot	Solo	Asst	Sk	Yds	QBPs	TFL	No	Yds	Lg	TD	PD	FF	FR	Yds
Williamson, Avery	94	47	47	2.0	14.0	5	2	1	0	0	0	1	0	0	0
Spence, Sean	52	26	26	1.0	2.0	6	2	0	0	0	0	2	0	0	0
Woodyard, Wesley	46	25	21	2.0	7.0	7	4	0	0	0	0	2	0	0	0
McCourty, Jason	45	37	8	0.0	0.0	0	0	2	7	6	0	15	0	0	0
Stafford, Daimion	36	27	9	0.0	0.0	0	2	1	4	4	0	2	0	0	0
Casey, Jurrell	32	22	10	3.0	24.0	20	2	0	0	0	0	2	0	0	0
Searcy, Da'Norris	29	25	4	0.0	0.0	0	2	0	0	0	0	3	0	0	0
Byard, Kevin	29	21	8	0.0	0.0	0	4	0	0	0	0	2	0	0	0
Cox, Perrish	28	26	2	0.0	0.0	0	0	2	3	3	0	7	0	0	0
Orakpo, Brian	28	17	11	7.0	52.0	23	3	0	0	0	0	1	0	0	0
Johnson, Rashad	24	19	5	0.0	0.0	0	1	0	0	0	0	1	0	0	0
Morgan, Derrick	22	15	7	5.5	34.0	18	2	0	0	0	0	0	0	0	0
Klug, Karl	22	13	9	1.5	9.0	12	1	0	0	0	0	1	0	0	0
McCain, Brice	21	16	5	0.0	0.0	0	0	0	0	0	0	3	0	0	0
Jones, DaQuan	19	13	6	0.0	0.0	5	1	0	0	0	0	0	0	0	0
Bass, David	14	7	7	0.0	0.0	2	1	0	0	0	0	0	0	0	0
Blackson, Angelo	11	6	5	0.0	0.0	2	3	0	0	0	0	1	0	0	0
Blake, Valentino	10	8	2	0.0	0.0	0	0	0	0	0	0	2	0	0	0
Dodd, Kevin	8	5	3	1.0	6.0	4	1	0	0	0	0	0	0	0	0
Woods, Al	6	5	1	0.0	0.0	1	1	0	0	0	0	0	0	0	0
Johnson, Austin	4	3	1	0.0	0.0	0	1	0	0	0	0	1	0	0	0
Wallace, Aaron	3	2	1	0.0	0.0	1	0	0	0	0	0	0	0	0	0
TEAM TOTALS:	583	385	198	23.0	148.0	106	33	6	14	3	0	46	0	0	0

TITANS SPECIAL TEAMS STATISTICS

PLAYER	TACKLES			FUMBLES		BLOCKS		
	Tot	Solo	Asst	FF	FR	PAT	FG	PUNT
Blake, Valentino	7	6	1	0	0	0	0	0
Spence, Sean	7	6	1	0	0	0	0	0
Byard, Kevin	7	5	2	0	0	0	0	0
Palmer, Nate	6	6	0	0	0	0	0	0
Bass, David	4	2	2	0	0	0	0	0
Brinkley, Beau	3	3	0	0	0	0	0	0
Sims, LeShaun	3	3	0	0	0	0	0	0
Woodyard, Wesley	3	3	0	0	0	0	0	0
Andrews, Antonio	3	2	1	0	0	0	0	0
McCourty, Jason	2	2	0	0	0	0	0	0
Wallace, Aaron	2	2	0	0	0	0	0	0
Fowler, Jalston	2	1	1	0	0	0	0	0
Riggs, Cody	2	1	1	0	0	0	0	0
Supernaw, Phillip	2	0	2	0	0	0	0	0
McCain, Brice	1	1	0	0	0	0	0	0
TEAM TOTALS:	54	43	11	0	0	0	0	0

MISCELLANEOUS STATISTICS

PLAYER	TACKLES			FUMBLES	
	Tot	Solo	Asst	FF	FR
Lewan, Taylor	2	2	0	0	0
Kelly, Dennis	1	1	0	0	0
Supernaw, Phillip	1	1	0	0	0
Walker, Delanie	1	1	0	0	1
Wright, Kendall	1	1	0	0	0
Douglas, Harry	0	0	0	0	1
Mariota, Marcus	0	0	0	0	1
Murray, DeMarco	0	0	0	0	1
Schwenke, Brian	0	0	0	0	1
TEAM TOTALS:	6	6	0	0	5

Legend:
Tot Total Tackles
Solo Unassisted Tackles
Asst Assisted Tackles
Sk Quarterback Sacks
Yds Yards Lost on Sack
QBPs Quarterback Pressure
TFL Tackle for Loss
Int Interceptions
Yds Interception Return Yards
TD Interceptions Return Touchdowns
PD Passes Defensed
FF Forced Fumble
FR Fumble Recoveries
Yds Yards on Fumble Returns

2016 GREEN BAY PACKERS REGULAR SEASON STATISTICS



WON 4, LOST 4

09/11 W 27-23	at Jacksonville	63,179
09/18 L 14-17	at Minnesota	66,813
09/25 W 34-27	Detroit	78,411
10/09 W 23-16	New York Giants	78,401
10/16 L 16-30	Dallas	78,481
10/20 W 26-10	Chicago	78,217
10/30 L 32-33	at Atlanta	70,165
11/06 L 26-31	Indianapolis	78,437
11/13	at Tennessee	
11/20	at Washington	
11/28	at Philadelphia	
12/04	Houston	
12/11	Seattle	
12/18	at Chicago	
12/24	Minnesota	
01/01	at Detroit	

*** RUSHING**

No.	Yds	Avg	Long	TD
71	360	5.1	31	0
34	199	5.9	23	2
21	119	5.7	30	0
14	63	4.5	13	0
24	42	1.8	10	0
10	33	3.3	14	0
10	32	3.2	7	0
5	5	1.0	4	0
189	853	4.5	31	2
184	606	3.3	29	4

*** RECEIVING**

No.	Yds	Avg	Long	TD
44	465	10.6	40	6
41	402	9.8	33	3
38	509	13.4	58	7
23	202	8.8	18	0
15	148	9.9	22	1
9	78	8.7	25	1
6	53	8.8	15	0
6	50	8.3	16	0
4	35	8.8	13	0
4	28	7.0	17	0
4	12	3.0	8	0
3	24	8.0	9t	1
2	21	10.5	17	1
2	4	2.0	10	0
1	8	8.0	8	0
202	2039	10.1	58	20
171	2136	12.5	73t	14

*** INTERCEPTIONS**

No.	Yds	Avg	Long	TD
2	20	10.0	20	0
1	44	44.0	44	0
1	9	9.0	9	0
1	4	4.0	4	0
1	0	0.0	0	0
1	0	0.0	0	0
7	77	11.0	44	0
5	44	8.8	23	0

*** PUNTING**

No.	Yds	Avg	Net	TB	In	Lg	B
24	1055	44.0	40.3	1	5	65	0
24	1055	44.0	40.3	1	5	65	0
30	1359	45.3	41.1	1	14	67	0

*** PUNT RETURNS**

Ret	FC	Yds	Avg	Long	TD
7	11	103	14.7	55	0
1	0	2	2.0	2	0
0	4	0	---	---	0
8	15	105	13.1	55	0
8	7	67	8.4	18	0

*** KICKOFF RETURNS**

No.	Yds	Avg	Long	TD
6	147	24.5	40	0
3	64	21.3	26	0
2	35	17.5	18	0
1	18	18.0	18	0
12	264	22.0	40	0
18	572	31.8	99t	1

*** FIELD GOALS**

1-19	20-29	30-39	40-49	50+
0/0	5/5	6/7	4/5	0/0
0/0	5/5	6/7	4/5	0/0
0/0	3/3	5/5	6/7	2/2
6	Crosby: (25G,20G)()	(36G,46G)	(44G,33G,25G)	(37G,
6	43G,34G)	(32G,40G,31B)	(29G)	(34G,48N,27G)
6	OPP: (26G,39G,50G)	(46G)	(42G,43N,50G)	(47G,41G,
30G)	(44G,22G,32G)	(39G)	(36G,40G)	(28G)

	G.B.	Opp.
TOTAL FIRST DOWNS	183	155
Rushing	47	35
Passing	112	107
Penalty	24	13
3rd Down: Made/Att	53/107	36/98
3rd Down Pct.	49.5	36.7
4th Down: Made/Att	2/6	7/9
4th Down Pct.	33.3	77.8
POSSESSION AVG.	31:21	28:39
TOTAL NET YARDS	2801	2606
Avg. Per Game	350.1	325.8
Total Plays	524	475
Avg. Per Play	5.3	5.5
NET YARDS RUSHING	853	606
Avg. Per Game	106.6	75.8
Total Rushes	189	184
NET YARDS PASSING	1948	2000
Avg. Per Game	243.5	250.0
Sacked/Yards Lost	17/91	21/136
Gross Yards	2039	2136
Att./Completions	318/202	270/171
Completion Pct.	63.5	63.3
Had Intercepted	5	7
PUNTS/AVERAGE	24/44.0	30/45.3
NET PUNTING AVG.	24/40.3	30/41.1
PENALTIES/YARDS	45/370	60/602
FUMBLES/BALL LOST	14/6	7/3
TOUCHDOWNS	22	20
Rushing	2	4
Passing	20	14
Returns	0	2
* SCORE BY PERIODS	Q1 Q2 Q3 Q4 OT PTS	
TEAM	58 64 16 60 0	198
OPPONENTS	41 65 37 44 0	187
* SCORING	TD-Ru-Pa-Rt K-PAT FG S PTS	
Crosby	0 0 0 0 19/20 15/17 0	64
Nelson	7 0 7 0 0	42
Adams	6 0 6 0 0	36
Cobb	3 0 3 0 0	18
A. Rodgers	2 2 0 0 0	14
Allison	1 0 1 0 0	6
T. Davis	1 0 1 0 0	6
Janis	1 0 1 0 0	6
R. Rodgers	1 0 1 0 0	6
TEAM	22 2 20 0 19/20 15/17 0	198
OPPONENTS	20 4 14 2 19/19 16/17 0	187

2-Pt Conv: A. Rodgers, TM 1-2, OPP 0-1
SACKS: Perry 6, Peppers 3.5, Matthews 3, Burnett 2, Daniels 2, Fackrell 2, Hyde 1, (group) 1, Clinton-Dix 0.5, TM 21, OPP 17
FUM/LOST: A. Rodgers 6/3, Adams 2/1, Montgomery 2/1, T. Davis 1/0, Nelson 1/1, Starks 1/0, Thomas 1/0

* PASSING	Att	Cmp	Yds	Cmp%	Yds/Att	TD	TD%	Int	Int%	Long	Sack/Lost	Rating
A. Rodgers	318	202	2039	63.5	6.41	20	6.3	5	1.6	58	17/ 91	96.1
TEAM	318	202	2039	63.5	6.41	20	6.3	5	1.6	58	17/ 91	96.1
OPPONENTS	270	171	2136	63.3	7.91	14	5.2	7	2.6	73t	21/ 136	94.3

THE LAST TIME THE TENNESSEE TITANS ...

TEAM TOTALS

SCORED 50 POINTS

Regular Season:

By Titans—Houston 58, vs. Cleveland 14, 12/9/90 (W)
 By Opponents—at Denver 51, Tennessee 28, 12/8/13 (L)

Playoffs:

By Titans—Never Happened
 By Opponents—at Oakland 56, Houston 7, 12/21/69 (L)

SCORED 40 POINTS

Regular Season:

By Titans—Tennessee 42, vs. Jacksonville 39, 12/6/15 (W)
 By Opponents—at San Diego 43, Tennessee 35, 11/6/16 (L)

Playoffs:

By Titans—Never Happened
 By Opponents—at Oakland 41, Tennessee 24, 1/19/03 (L)

WON BY SCORING IN THE LAST TWO MINUTES OF REGULATION

Regular Season:

By Titans—Andre Johnson 9-yard pass from Marcus Mariota with 1:13 remaining, at Detroit, 9/18/16 (W)
 By Opponents—Jack Doyle 7-yard pass from Andrew Luck and Robert Mathis 14-yard fumble return, vs. Indianapolis, 10/23/16 (L)

Playoffs:

By Titans—Gary Anderson 46-yard field goal with 0:29 remaining, at Baltimore, 1/3/04 (W)
 By Opponents—Matt Stover 43-yard field goal with 0:53 remaining, vs. Baltimore, 1/10/09 (L)

WON OVERTIME GAME

Regular Season:

By Titans—Tennessee 34, at New Orleans 28, 11/8/15 (W)
 By Opponents—vs. Arizona 37, Tennessee 34, 12/15/13 (L)

Playoffs:

By Titans—Tennessee 34, vs. Pittsburgh 31, 1/11/03 (W)
 By Opponents—at Buffalo 41, Houston 38, 1/3/93 (L)

WON BY 20 OR MORE POINTS

Regular Season:

By Titans—Tennessee 42, at Tampa Bay 14, 9/13/15 (W)
 By Opponents—vs. Houston 34, Tennessee 6, 12/27/15 (L)

Playoffs:

By Titans—Never Happened
 By Opponents—at Cincinnati 41, Houston 14, 1/6/91 (L)

SCORED 20 POINTS IN A QUARTER

Regular Season:

By Titans—24 points in second quarter, vs. Jacksonville, 10/27/16 (W)
 By Opponents—20 points in fourth quarter, vs. Jacksonville, 12/6/15 (W)

Playoffs:

By Titans—21 points in second quarter, at Buffalo, 1/3/93 (L)
 By Opponents—21 points in fourth quarter, vs. Kansas City, 1/16/94 (L)

SCORED 30 POINTS IN A HALF

Regular Season:

By Titans—35 points in first half, at Tampa Bay, 9/13/15 (W)
 By Opponents—31 points in second half, at Denver, 12/8/13 (L)

Playoffs:

By Titans—Never Happened
 By Opponents—35 points in second half, at Buffalo, 1/3/93 (L)

SCORED TOUCHDOWNS ON OFFENSE, DEFENSE AND SPECIAL TEAMS

Regular Season:

By Titans—One rushing, two interception returns, two punt returns, vs. Jacksonville, 12/30/12 (W)
 By Opponents—Four passing, one interception return, two punt returns, at Oakland, 9/29/02 (L)

Playoffs:

By Titans—Never Happened
 By Opponents—Never Happened

SCORED A TOUCHDOWN ON FIRST OFFENSIVE POSSESSION

Regular Season:

By Titans—Taylor Lewan 10-yard pass from Marcus Mariota, vs. Indianapolis, 10/23/16 (L)
 By Opponents—Antonio Gates 13-yard pass from Philip Rivers, at San Diego, 11/6/16 (L)

Playoffs:

By Titans—Chris Brown 6-yard run, at Baltimore, 1/3/04 (W)
 By Opponents—Bethel Johnson 41-yard pass from Tom Brady, at New England, 1/10/04 (L)

SHUTOUT

Regular Season:

By Titans—Tennessee 31, vs. Dallas 0, 12/25/00 (W)
 By Opponents—at Houston 20, Tennessee 0, 11/28/10 (L)

Playoffs:

By Titans—Never Happened
 By Opponents—Never Happened

500 TOTAL NET YARDS

Regular Season:

By Titans—vs. Arizona (532 yards), 11/29/09 (W)
 By Opponents—at Denver (551 yards), 12/8/13 (L)

Playoffs:

By Titans—Never Happened
 By Opponents—Never Happened

400 TOTAL NET YARDS

Regular Season:

By Titans—vs. Jacksonville (494 yards), 10/27/16 (W)
 By Opponents—at San Diego (476 yards), 11/6/16 (L)

Playoffs:

By Titans—vs. Pittsburgh (430 yards), 1/11/03 (W)
 By Opponents—vs. St. Louis (436 yards), 1/30/00 (L)

TEAM DEFENSE

HELD OPPONENT WITHOUT A TOUCHDOWN

Regular Season:

By Titans—Tennessee 37, at Miami 3, 11/11/12 (W)

By Opponents—at Houston 34, Tennessee 6, 11/1/15 (L)

Playoffs:

By Titans—Tennessee 10, at San Diego 3, 12/24/61 (W)
 By Opponents—at San Diego 17, Tennessee 6, 1/6/08 (L)

HELD OPPONENT TO 200 OR FEWER NET YARDS OF OFFENSE

Regular Season:

By Titans—at Miami (200 net yards), 10/9/16 (W)
 By Opponents—vs. Indianapolis (192 net yards), 12/28/14 (L)

Playoffs:

By Titans—vs. Baltimore (134 net yards), 1/7/01 (L)
 By Opponents—vs. Buffalo (194 net yards), 1/8/00, (W)

HELD OPPONENT TO 50 OR FEWER YARDS RUSHING

Regular Season:

By Titans—vs. Jacksonville (48 yards), 10/27/16 (W)
 By Opponents—vs. Houston (30 yards), 12/27/15 (L)

Playoffs:

By Titans—vs. Baltimore (50 yards), 1/10/09 (L)
 By Opponents—vs. Kansas City (39 yards), 1/16/94 (L)

HELD OPPONENT TO 100 OR FEWER NET YARDS PASSING

Regular Season:

By Titans—vs. Buffalo (82 net yards), 10/11/15 (L)
 By Opponents—at Indianapolis (94 net yards), 1/3/16 (L)

Playoffs:

By Titans—vs. Buffalo (97 net yards), 1/8/00 (W)
 By Opponents—vs. Buffalo (55 net yards), 1/8/00 (W)

SEVEN OR MORE SACKS BY TEAM

Regular Season:

By Titans—vs. Jacksonville (7 sacks), 12/30/12 (W)
 By Opponents—at Houston (7 sacks), 11/1/15 (L)

Playoffs:

By Titans—Never Happened
 By Opponents—vs. Kansas City (9 sacks), 1/16/94 (L)

INDIVIDUAL OFFENSE

INDIVIDUAL WITH 200 SCRIMMAGE YARDS

Regular Season:

By Titans—Kenny Britt (225 yards) vs. Philadelphia, 10/24/10 (W)
 By Opponents—Melvin Gordon (261 yards) at San Diego, 11/6/16 (L)

Playoffs:

By Titans—Never Happened
 By Opponents—Never Happened

100-YARD RUSHER AND 100-YARD RECEIVER IN A GAME

Regular Season:

By Titans—Marcus Mariota (112 ru.) and Dori-

THE LAST TIME THE TENNESSEE TITANS ...

al Green-Beckham (119 rec.) vs. Jacksonville, 12/6/15 (W)
 By Opponents—Chris Ivory (101 ru.) and Brandon Marshall (125 rec.) at New York Jets, 12/13/15 (L)

Playoffs:

By Titans—Never Happened
 By Opponents—Never Happened

100-YARD RUSHER, 100-YARD RECEIVER AND 300-YARD PASSER IN A GAME

Regular Season:

By Titans—Chris Johnson (154 ru.), Kenny Britt (128 rec.) and Vince Young (387 pass.) vs. Arizona, 11/29/09 (W)
 By Opponents—Michael Turner (100 ru.), Roddy White (147 rec.) and Matt Ryan (315 pass.) at Atlanta, 11/20/11 (L)

Playoffs:

By Titans—Never Happened
 By Opponents—Never Happened

300-YARD PASSER AND 100-YARD RECEIVER IN A GAME

Regular Season:

By Titans—Zach Mettenberger (345 pass.) and Delanie Walker (155 rec.) at Philadelphia, 11/23/14 (L)
 By Opponents—Andrew Luck (353 pass.) and T.Y. Hilton (133 rec.) vs. Indianapolis, 10/23/16 (L)

Playoffs:

By Titans—Steve McNair (338 pass.) and Frank Wycheck (123 rec.) vs. Pittsburgh, 1/11/03 (W)
 By Opponents—Never Happened

100-YARD RUSHER AND 300-YARD PASSER IN A GAME

Regular Season:

By Titans—Vince Young (387 pass.) and Chris Johnson (154 ru.) vs. Arizona, 11/29/09 (W)
 By Opponents—LeSean McCoy (130 ru.) and Mark Sanchez (307 pass.) at Philadelphia, 11/23/14 (L)

Playoffs:

By Titans—Never Happened
 By Opponents—Never Happened

RUSHING TOUCHDOWN AND RECEIVING TOUCHDOWN

Regular Season:

By Titans—Bishop Sankey at Tampa Bay, 9/13/15 (W)
 By Opponents—Arian Foster vs. Houston, 10/26/14 (L)

Playoffs:

By Titans—Allen Pinkett at Cleveland, 12/24/88 (W)
 By Opponents—Abner Haynes vs. Dallas Texans, 12/23/62 (L)

RUSHING TOUCHDOWN AND PASSING TOUCHDOWN

Regular Season:

By Titans—Marcus Mariota at San Diego, 11/6/16 (L)
 By Opponents—Brandon Weeden vs. Houston, 12/27/15 (L)

Playoffs:

By Titans—Steve McNair at Oakland, 1/19/03 (L)
 By Opponents—Rich Gannon at Oakland, 1/19/03 (L)

SPECIAL TEAMS

KICKOFF RETURNED FOR TOUCHDOWN

Regular Season:

By Titans—Darius Reynaud (105 yards) vs. Detroit, 9/23/12 (W)
 By Opponents—Josh Huff (107 yards) at Philadelphia, 11/23/14 (L)

Playoffs:

By Titans—Derrick Mason (80 yards) at Jacksonville, 1/23/00 (W)
 By Opponents—Never Happened

RETURNED OPENING KICKOFF FOR TOUCHDOWN

Regular Season:

By Titans—Derrick Mason (101 yards) at Cincinnati, 11/18/01 (W)
 By Opponents—Josh Huff (107 yards) at Philadelphia, 11/23/14 (L)

Playoffs:

By Titans—Never Happened
 By Opponents—Never Happened

PUNT RETURNED FOR TOUCHDOWN

Regular Season:

By Titans—Darius Reynaud (twice—69 yards and 81 yards) vs. Jacksonville, 12/30/12 (W)
 By Opponents—Jakeem Grant (74 yards) at Miami, 10/9/16 (W)

Playoffs:

By Titans—Never Happened
 By Opponents—Never Happened

FIELD GOAL BLOCKED

Regular Season:

By Titans—Brian Orakpo at New Orleans (Kai Forbath), 11/8/15 (W)
 By Opponents—Muhammad Wilkerson vs. N.Y. Jets (Rob Bironas), 12/17/12 (W)

Playoffs:

By Titans—Never Happened
 By Opponents—Richard Seymour at New England (Gary Anderson), 1/10/04 (L)

FIELD GOAL BLOCKED, RETURNED FOR TD

Regular Season:

By Titans—Donald Mitchell (69 yards) at Detroit (Jason Hanson's FG blocked by Henry Ford), 10/21/01 (W)
 By Opponents—Rob Morris (68 yards) at Indianapolis (Gary Anderson's FG blocked by Montae Reagor), 12/5/04 (L)

Playoffs:

By Titans—Never Happened
 By Opponents—Anthony Mitchell (90 yards) vs. Baltimore (Al Del Greco's FG blocked by Keith Washington), 1/7/01 (L)

PUNT BLOCKED

Regular Season:

By Titans—Tim Shaw vs. Pittsburgh (Drew Butler), 10/11/12 (W)
 By Opponents—Tank Carder vs. Cleveland (Brett Kern), 10/5/14 (L)

Playoffs:

By Titans—Chris Coleman vs. Baltimore (Kyle Richardson, twice), 1/7/01 (L)
 By Opponents—Jerry Olsavsky vs. Pittsburgh (Greg Montgomery), 12/31/89 (L)

PUNT BLOCKED AND RETURNED FOR TD

Regular Season:

By Titans—Jason McCourty vs. Indianapolis (Pat McAfee's punt blocked by Patrick Bailey and recovered in end zone by McCourty), 10/30/11 (W)
 By Opponents—Mike Harris (19 yards) vs. Jacksonville (Brett Kern's punt blocked by Mike Harris), 12/30/12 (W)

Playoffs:

By Titans—Never Happened
 By Opponents—Never Happened

MISSED PAT

Regular Season:

By Titans—Ryan Succop vs. Jacksonville, 10/27/16 (W)
 By Opponents—Josh Lambo at San Diego, 11/6/16 (L)

Playoffs:

By Titans—Never Happened
 By Opponents—David Treadwell (Wide Left) at Denver, 1/4/92 (L)

FIVE FIELD GOALS

Regular Season:

By Titans—Rob Bironas (8) at Houston, 10/21/07 (W)
 By Opponents—Josh Brown (5) vs. New York Giants, 12/7/14 (L)

Playoffs:

By Titans—Never Happened
 By Opponents—Never Happened

FOUR FIELD GOALS

Regular Season:

By Titans—Ryan Succop at Kansas City, 9/7/14 (W)
 By Opponents—Blair Walsh vs. Minnesota, 9/11/16 (L)

Playoffs:

By Titans—Al Del Greco at Indianapolis, 1/16/00 (W)
 By Opponents—Gary Anderson (OT) vs. Pittsburgh, 12/31/89 (L)

THREE FIELD GOALS

Regular Season:

By Titans—Ryan Succop vs. Jacksonville, 10/27/16 (W)
 By Opponents—Josh Lambo at San Diego, 11/6/16 (L)

Playoffs:

By Titans—Al Del Greco (4) at Indianapolis, 1/16/00 (W)
 By Opponents—Jeff Reed vs. Pittsburgh, 1/11/03 (W)

SUCCESSFUL ONSIDE KICK

Regular Season:

By Titans—Rob Bironas kicks and Daimion Stafford recovers, vs. Arizona, 12/15/13 (L)
 By Opponents—Pat McAfee kicks and Robert Turbin recovers, vs. Indianapolis, 10/23/16 (L)

TWO-POINT CONVERSIONS

TWO-POINT CONVERSION MADE

Regular Season:

By Titans—Dexter McCluster (pass from Marcus Mariota) at N.Y. Jets, 12/13/15 (L)
 By Opponents—Blake Bortles run vs. Jacksonville, 10/27/16 (W)

Playoffs:

By Titans—Never Happened

THE LAST TIME THE TENNESSEE TITANS ...

By Opponents—Plaxico Burress (pass from Hines Ward) vs. Pittsburgh, 1/11/03 (W)

TWO-POINT CONVERSION FAILED

Regular Season:

By Titans—vs. Indianapolis (pass failed), 10/23/16 (W)
 By Opponents—vs. Cleveland (pass incomplete), 10/16/16 (W)

Playoffs:

By Titans—vs. St. Louis (pass incomplete), 1/30/00 (L)
 By Opponents—vs. Buffalo (pass incomplete), 1/8/00 (W)

INDIVIDUAL RUSHING

200 YARDS RUSHING

Regular Season:

By Titans—Chris Johnson (228 yards) vs. Jacksonville, 11/1/09 (W)
 By Opponents—Le'Veon Bell (204 yards) vs. Pittsburgh, 11/17/14 (L)

Playoffs:

By Titans—Never Happened
 By Opponents—Never Happened

150 YARDS RUSHING

Regular Season:

By Titans—Chris Johnson (150 yards) at St. Louis, 11/3/13 (W)
 By Opponents—Melvin Gordon (196 yards) at San Diego, 11/6/16 (L)

Playoffs:

By Titans—Eddie George (162 yards) at Indianapolis, 1/16/00 (W)
 By Opponents—Paul Lowe (165 yards) vs. Los Angeles Chargers, 1/1/61 (W)

100 YARDS RUSHING

Regular Season:

By Titans—DeMarco Murray (123 yards) vs. Jacksonville, 10/27/16 (W)
 By Opponents—Melvin Gordon (196 yards) at San Diego, 11/6/16 (L)

Playoffs:

By Titans—Eddie George (162 yards) at Indianapolis, 1/16/00 (W)
 By Opponents—Fred Taylor (110 yards) at Jacksonville, 1/23/00 (W)

TWO 100-YARD RUSHERS IN A GAME

Regular Season:

By Titans—Chris Johnson (125 yards) and LenDale White (106 yards) at Detroit, 11/27/08 (W)
 By Opponents—Arian Foster (115 yards) and Ben Tate (104 yards) vs. Houston, 10/23/11 (L)

Playoffs:

By Titans—Never Happened
 By Opponents—Hewitt Dixon (144 yards) and Pete Banaszak (116 yards) at Oakland, 12/31/67 (L)

CONSECUTIVE 100-YARD RUSHING GAMES

Regular Season:

By Titans— DeMarco Murray vs. Indianapolis (107 yards), 10/23/16 (L), vs. Jacksonville (123 yards), 10/27/16 (W)

Playoffs:

By Titans—Eddie George vs. Buffalo (106 yards), 1/8/00 (W), at Indianapolis (162 yards), 1/16/00 (W)

30 OR MORE CARRIES

Regular Season:

By Titans—Chris Johnson (32 att) at New York Giants, 9/26/10 (W)
 By Opponents—Melvin Gordon (32 carries) at San Diego, 11/6/16 (L)

Playoffs:

By Titans—Never Happened
 By Opponents—Never Happened

RUSHING PLAY OF 80 OR MORE YARDS

Regular Season:

By Titans—Marcus Mariota (87 yards) vs. Jacksonville, 12/6/15 (W)
 By Opponents—Donald Brown, (80 yards) at Indianapolis, 12/18/11 (L)

Playoffs:

By Titans—Never Happened
 By Opponents—Never Happened

RUSHING PLAY OF 50 OR MORE YARDS

Regular Season:

By Titans—DeMarco Murray (67 yards) at Detroit, 9/18/16 (W)
 By Opponents—Jordan Todman (62 yards) at Jacksonville, 12/18/14 (L)

Playoffs:

By Titans—Steve McNair (51 yards) at Jacksonville, 1/23/00 (W)
 By Opponents—Never Happened

THREE TOUCHDOWNS RUSHING

Regular Season:

By Titans—LenDale White at Kansas City, 10/19/08 (W)
 By Opponents—Corey Dillon (4) at Cincinnati, 12/4/97 (L)

Playoffs:

By Titans—Never Happened
 By Opponents—Never Happened

TWO TOUCHDOWNS RUSHING

Regular Season:

By Titans—DeMarco Murray at Houston, 10/2/16 (L)
 By Opponents—Frank Gore vs. Indianapolis, 9/27/15 (L)

Playoffs:

By Titans—Steve McNair at Oakland, 1/19/03 (L)
 By Opponents—Antwain Smith vs. Buffalo, 1/8/00 (W)

INDIVIDUAL PASSING

400 YARDS PASSING

Regular Season:

By Titans—Ryan Fitzpatrick (402 yards) vs. Arizona, 12/15/13 (L)
 By Opponents—Tony Romo (406 yards) at Dallas, 10/10/10 (W)

Playoffs:

By Titans—Never Happened
 By Opponents—Kurt Warner (414 yards) vs. St. Louis, 1/30/00 (L)

300 YARDS PASSING

Regular Season:

By Titans—Marcus Mariota (313 yards) at San Diego, 11/6/16 (L)
 By Opponents—Blake Bortles (337 yards) vs.

Jacksonville, 10/27/16 (W)

Playoffs:

By Titans—Steve McNair (338 yards) vs. Pittsburgh, 1/11/03 (W)
 By Opponents—Kurt Warner (414 yards) vs. St. Louis, 1/30/00 (L)

CONSECUTIVE 300-YARD PASSING GAMES

Regular Season:

By Titans—Matt Hasselbeck vs. Baltimore (358 yards), 9/18/11 (W), vs. Denver (311 yards), 9/25/11 (W)

Playoffs:

By Titans—Never Happened

FIVE TOUCHDOWN PASSES

Regular Season:

By Titans—Steve McNair vs. Jacksonville, 12/26/99 (W)
 By Opponents—Blake Bortles vs. Jacksonville, 12/6/15 (W)

Playoffs:

By Titans—Never Happened
 By Opponents—Daryle Lamonica (6) at Oakland, 12/21/69 (L)

FOUR TOUCHDOWN PASSES

Regular Season:

By Titans—Marcus Mariota at New Orleans, 11/8/15 (W)
 By Opponents—Blake Bortles (5) vs. Jacksonville, 12/6/15 (W)

Playoffs:

By Titans—Warren Moon at Buffalo, 1/3/93 (L)
 By Opponents—Frank Reich at Buffalo, 1/3/93 (L)

50 OR MORE PASS ATTEMPTS

Regular Season:

By Titans—Zach Mettenberger (51 att) vs. Houston, 12/27/15 (L)
 By Opponents—Blake Bortles (54 att) vs. Jacksonville, 10/27/16 (W)

Playoffs:

By Titans—Warren Moon (50 att) at Buffalo, 1/3/93 (L)
 By Opponents—Never Happened

40 OR MORE PASS ATTEMPTS

Regular Season:

By Titans—Marcus Mariota (43 att) at San Diego, 11/6/16 (L)
 By Opponents—Blake Bortles (54 att) vs. Jacksonville, 10/27/16 (W)

Playoffs:

By Titans—Kerry Collins (42 att) vs. Baltimore, 1/10/09 (L)
 By Opponents—Tom Brady (41 att) at New England, 1/10/04 (L)

30 OR MORE COMPLETIONS

Regular Season:

By Titans—Ryan Fitzpatrick (36 comp) vs. Arizona, 12/15/13 (L)
 By Opponents—Blake Bortles (33 comp) vs. Jacksonville, 10/27/16 (W)

Playoffs:

By Titans— Warren Moon (32 comp) vs. Kansas City, 1/16/94 (L)

NO SACKS ALLOWED

Regular Season:

By Titans—at San Diego, 11/6/16 (L)
 By Opponents—vs. Minnesota, 9/11/16 (L)

THE LAST TIME THE TENNESSEE TITANS ...

Playoffs:

By Titans—at Baltimore, 1/3/04 (W)
By Opponents—vs. Baltimore, 1/10/09 (L)

COMPLETION OF 80 OR MORE YARDS

Regular Season:

By Titans—Zach Mettenberger (80 yards) vs. Pittsburgh, 11/17/14, (L)
By Opponents—Andrew Luck (80 yards), vs. Indianapolis, 12/28/14 (L)

Playoffs:

By Titans—Never Happened
By Opponents—Never Happened

COMPLETION OF 50 OR MORE YARDS

Regular Season:

By Titans—Marcus Mariota (60 yards) at Houston, 10/2/16 (L)
By Opponents—Ryan Tannehill (58 and 50 yards) at Miami, 10/9/16 (W)

Playoffs:

By Titans—Never Happened
By Opponents—Trent Dilfer (56 yards) vs. Baltimore, 1/7/01 (L)

INDIVIDUAL RECEIVING

200 YARDS RECEIVING

Regular Season:

By Titans—Kenny Britt (225 yards) vs. Philadelphia, 10/24/10 (W)
By Opponents—DeAndre Hopkins (238 yards) at Houston, 11/30/14 (L)

Playoffs:

By Titans—Never Happened
By Opponents—Never Happened

150 YARDS RECEIVING

Regular Season:

By Titans—Delanie Walker (155 yards) at Philadelphia, 11/23/14 (L)
By Opponents—Allen Robinson (153 yards) vs. Jacksonville, 12/6/15 (W)

Playoffs:

By Titans—Never Happened
By Opponents—Isaac Bruce (162 yards) vs. St. Louis, 1/30/00 (L)

100 YARDS RECEIVING

Regular Season:

By Titans—Kendall Wright (133 yards) vs. Cleveland, 10/16/16 (W)
By Opponents—T.Y. Hilton (133 yards) vs. Indianapolis, 10/23/16 (L)

Playoffs:

By Titans—Justin Gage (135 yards) vs. Baltimore, 1/10/09 (L)
By Opponents—Chris Chambers (121 yards) and Vincent Jackson (114) at San Diego, 1/6/08 (L)

TWO 100-YARD RECEIVERS IN A GAME

Regular Season:

By Titans—Justin Hunter (109 yards) and Kendall Wright (103 yards) at Oakland, 11/24/13 (W)
By Opponents—Amari Cooper (115 yards) and Seth Roberts (113 yards) vs. Oakland, 11/29/15 (L)

Playoffs:

By Titans—Mike Barber (112 yards) and Ken Burrough (103 yards) at Miami, 12/24/78 (W)
By Opponents—Chris Chambers (121 yards)

and Vincent Jackson (114 yards) at San Diego, 1/6/08 (L)

CONSECUTIVE 100-YARD RECEIVING GAMES

Regular Season:

By Titans—Nate Washington vs. San Diego (131 yards), 9/22/13 (W), vs. New York Jets (105 yards), 9/29/13 (W)

Playoffs:

By Titans—Ernest Givins at Denver (111 yards), 1/4/92 (L), at Buffalo (117 yards), 1/3/93 (L)

10 OR MORE RECEPTIONS

Regular Season:

By Titans—Delanie Walker (14 rec.) vs. Dallas, 9/14/14 (L)
By Opponents—Allen Robinson (10 rec.) vs. Jacksonville, 12/6/15 (W)

Playoffs:

By Titans—Justin Gage (11 rec.) vs. Baltimore, 1/10/09 (L)
By Opponents—Never Happened

RECEPTION OF 80 OR MORE YARDS

Regular Season:

By Titans—Nate Washington (80 yards) vs. Pittsburgh, 11/17/14, (L)
By Opponents—Reggie Wayne (80 yards), vs. Indianapolis, 12/28/14 (L)

Playoffs:

By Titans—Never Happened
By Opponents—Never Happened

RECEPTION OF 50 OR MORE YARDS

Regular Season:

By Titans—Rishard Matthews (60 yards) at Houston, 10/2/16 (L)
By Opponents—Damien Williams (58 yards) and DeVante Parker (50 yards) at Miami, 10/9/16 (W)

Playoffs:

By Titans—Never Happened
By Opponents—Shannon Sharpe (56 yards) vs. Baltimore, 1/7/01 (L)

THREE TOUCHDOWN RECEPTIONS

Regular Season:

By Titans—Kenny Britt vs. Philadelphia, 10/24/10 (W)
By Opponents—Allen Robinson vs. Jacksonville, 12/6/15 (W)

Playoffs:

By Titans—Never Happened
By Opponents—Andre Reed at Buffalo, 1/3/93 (L)

TWO TOUCHDOWN RECEPTIONS

Regular Season:

By Titans—Rishard Matthews at San Diego, 11/6/16 (L)
By Opponents—Terrell Pryor Sr., vs. Cleveland, 10/16/16 (W)

Playoffs:

By Titans—Haywood Jeffires at Buffalo, 1/3/93 (L)
By Opponents—Hines Ward vs. Pittsburgh, 1/11/03 (W)

INDIVIDUAL DEFENSE

INTERCEPTION RETURNED FOR TOUCHDOWN

Regular Season:

By Titans—Coty Sensabaugh (26 yards) at Tam-

pa Bay, 9/13/15 (W)

By Opponents—Brandon Flowers (33 yards) at San Diego, 11/6/16 (L)

Playoffs:

By Titans—Bubba McDowell (58 yards) at Buffalo, 1/3/93 (L)
By Opponents—Will Demps (56 yards) at Baltimore, 1/3/04 (W)

FUMBLE RETURNED FOR TOUCHDOWN

Regular Season:

By Titans—Wesley Woodyard (3 yards) vs. Jacksonville, 12/6/15 (W)
By Opponents—Dwight Lowery (36 yards) at San Diego, 11/6/16 (L)

Playoffs:

By Titans—Never Happened
By Opponents—Never Happened

SAFETY SCORED

Regular Season:

By Titans—Jets quarterback Geno Smith penalized for intentional grounding in the end zone, vs. N.Y. Jets, 12/14/14 (L)
By Opponents—DeMarco Murray tackled in end zone at Detroit, 9/18/16 (W)

Playoffs:

By Titans—Josh Evans and Jason Fisk (sacked Mark Brunell), at Jacksonville, 1/23/00 (W)
By Opponents— Dan Pastorini ran out of the End Zone, at Miami, 12/24/78 (W)

THREE INTERCEPTIONS

Regular Season:

By Titans—Keith Bulluck (3) at New Orleans, 9/24/07 (W)
By Opponents—Glover Quin (3) at Houston, 11/28/10 (L)

Playoffs:

By Titans—Vernon Perry (4*) at San Diego, 12/29/79 (W)
By Opponents—Never Happened

TWO INTERCEPTIONS

Regular Season:

By Titans—Jason McCourty at Kansas City, 9/7/14 (W)
By Opponents—Dwight Lowery vs. Indianapolis, 9/27/15 (L)

Playoffs:

By Titans—Bubba McDowell vs. N.Y. Jets, 12/29/91 (W)
By Opponents—Johnny Robinson vs. Dallas Texans, 12/23/62 (L)

THREE SACKS

Regular Season:

By Titans—Jason Jones (3.5) vs. Pittsburgh, 12/21/08 (W)
By Opponents—Muhammad Wilkerson at N.Y. Jets, 12/13/15 (L)

Playoffs:

By Titans—Andy Dorris vs. Denver, 12/23/79 (W)
By Opponents—Willie McGinest at New England, 1/10/04 (L)

LAST TIME IN A SEASON THE TITANS ...

TEAM OFFENSE

- Ranked 1st in Overall Offense — 1990
- Ranked 1st in Rushing Offense — 1967 (AFL)
- Ranked 1st in Passing Offense — 1992

TEAM DEFENSE

- Ranked 1st in Overall Defense — 2000
- Ranked 1st in Rushing Defense — 2003
- Ranked 1st in Passing Defense — 2000

GAMES WON

- 10 Wins — 2008 (13-3)
- 11 Wins — 2008 (13-3)
- 12 Wins — 2008 (13-3)
- 13 Wins — 2008 (13-3)

ADVANCED IN PLAYOFFS

- Wild Card Round — 2008 (Divisional Round)
- Divisional Round — 2008
- Conference Championship — 2002
- Super Bowl — 1999

RUSHING

- 1,000 Yards — Chris Johnson (1,077), 2013
- 1,500 Yards — Chris Johnson (2,006), 2009
- 2,000 Yards — Chris Johnson (2,006), 2009
- 300 Attempts — Chris Johnson (316), 2010
- 400 Attempts — Eddie George (403), 2000
- 10 Touchdowns — Chris Johnson (11), 2010
- 15 Touchdowns — Lendale White (15), 2008

PASSING

- 3,000 Yards — Matt Hasselbeck (3,571), 2011
- 3,500 Yards — Matt Hasselbeck (3,571), 2011
- 4,000 Yards — Warren Moon (4,690), 1991
- 400 Attempts — Matt Hasselbeck (518), 2011
- 500 Attempts — Matt Hasselbeck (518), 2011
- 600 Attempts — Warren Moon (655), 1991
- 20 Touchdowns — Steve McNair (24), 2003
- 30 Touchdowns — Warren Moon (33), 1990
- 90.0 Passer Rating — Marcus Mariota (91.5), 2015
- 100.0 Passer Rating — Steve McNair (100.4), 2003

RECEIVING

- 80 Receptions — Delanie Walker (94), 2015
- 90 Receptions — Delanie Walker (94), 2015
- 100 Receptions — Haywood Jeffires (100), 1991
- 1,000 Yards — Delanie Walker (1,088), 2015
- 1,500 Yards — Charlie Hennigan (1,546), 1964
- 10 Touchdowns — Drew Bennett (11), 2004
- 15 Touchdowns — Bill Groman (17), 1961

SCORING

- 100 Points — Rob Bironas (116), 2013
- 110 Points — Rob Bironas (116), 2013
- 120 Points — Rob Bironas (121), 2011
- 130 Points — Rob Bironas (133), 2007
- 30 Field Goals — Rob Bironas (35), 2007
- 35 Field Goals — Rob Bironas (35), 2007
- 10 Touchdowns — Chris Johnson (10), 2013
- 15 Touchdowns — Chris Johnson (16), 2009

DEFENSE

- 7 Interceptions — Michael Griffin (7), 2008
- 8 Interceptions — Richard Johnson (8), 1990
- 9 Interceptions — Mike Reinfeldt (12), 1979
- 10 Interceptions — Mike Reinfeldt (12), 1979
- 10 Sacks — Jurrell Casey (10.5), 2013
- 12 Sacks — Jason Babin (12.5), 2010
- 14 Sacks — Jevon Kearse (14.5), 1999
- 150 Tackles — Stephen Tulloch (169) & Michael Griffin (153), 2010
- 175 Tackles — Keith Bulluck (180), 2002
- 200 Tackles — Gregg Bingham (212), 1980

TITANS RECORDS AT A GLANCE

Team record holders in major statistical categories

SCORING

- Points (Game) — 30 by Billy Cannon (5 TDs) at N.Y. Titans, 12/10/61
- Points (Season) — 136 by Al Del Greco, 1998
- Points (Career) — 1,060 by Al Del Greco, 1991-00
- Touchdowns (Game) — 5 by Billy Cannon at N.Y. Titans, 12/10/61
- Touchdowns (Season) — 19 by Earl Campbell, 1979
- Touchdowns (Career) — 74 by Eddie George, 1996-03
- Field Goals (Game) — 8 by Rob Bironas at Hou., 10/21/07
- Field Goals (Season) — 36 by Al Del Greco, 1998
- Field Goals (Career) — 246 by Al Del Greco, 1991-00

RUSHING

- Rushing Yards (Game) — 228 by Chris Johnson vs. Jax, 11/1/09
- Rushing Yards (Season) — 2,006 by Chris Johnson, 2009
- Rushing Yards (Career) — 10,009 by Eddie George, 1996-03
- Rushing Touchdowns (Game) — 4 by Earl Campbell vs. Mia., 11/20/78; Lorenzo White vs. Cle., 12/9/90
- Rushing Touchdowns (Season) — 19 by Earl Campbell, 1979
- Rushing Touchdowns (Career) — 73 by Earl Campbell, 1978-84

PASSING

- Passing Yards (Game) — 527 by Warren Moon at K.C., 12/16/90
- Passing Yards (Season) — 4,690 by Warren Moon, 1991
- Passing Yards (Career) — 33,685 by Warren Moon, 1984-93
- Passing Touchdowns (Game) — 7 by George Blanda vs. N.Y. Titans, 11/19/61
- Passing Touchdowns (Season) — 36 by George Blanda, 1961
- Passing Touchdowns (Career) — 196 by Warren Moon, 1984-93
- Passer Rating (Game) — 158.3 by Chris Chandler at Cin., 9/24/95
- Passer Rating (Season) — 100.4 by Steve McNair, 2003
- Passer Rating (Career) — 83.3 by Steve McNair, 1995-05

RECEIVING

- Receptions (Game) — 13 (three times, last by Drew Bennett at Oak., 12/19/04)
- Receptions (Season) — 101 by Charlie Hennigan, 1964
- Receptions (Career) — 542 by Ernest Givins, 1986-94
- Receiving Yards (Game) — 272 by Charlie Hennigan at Bos., 10/13/61
- Receiving Yards (Season) — 1,746 by Charlie Hennigan, 1961
- Receiving Yards (Career) — 7,935 by Ernest Givins, 1986-94
- Receiving Touchdowns (Game) — 3 (17 times, last by Kenny Britt vs. Phi., 10/24/10)
- Receiving Touchdowns (Season) — 17 by Bill Groman, 1961
- Receiving Touchdowns (Career) — 51 by Charlie Hennigan, 1960-66

PUNTING

- Punts (Game) — 11 (twice by Rich Camarillo, last at Pit., 12/3/95)
- Punts (Season) — 96 by Rich Camarillo, 1994
- Punts (Career) — 861 by Craig Hentrich, 1998-09

PUNT RETURNS

- Punt Return Yards (Game) — 160 by Darius Reynaud vs. Jax., 12/30/12
- Punt Return Average (Season) — 15.4 by Billy Johnson, 1977
- Punt Return Average (Career) — 13.2 by Billy Johnson, 1974-80

KICKOFF RETURNS

- Kickoff Return Yards (Game) — 240 by Bobby Jancik at Oak., 12/22/63
- Kickoff Return Average (Season) — 31.3 by Ken Hull, 1960
- Kickoff Return Average (Career) — 26.5 by Bobby Jancik, 1962-67

INTERCEPTIONS

- Interceptions (Game) — 3 (eight times, last by Keith Bulluck at N.O., 9/24/07)
- Interceptions (Season) — 12 by Freddy Glick, 1963; by Mike Reinfeldt, 1979
- Interceptions (Career) — 45 by Jim Norton, 1960-68

SACKS

- Sacks (Game) — 4 (five times, last by William Fuller vs. Pit., 11/28/93)
- Sacks (Season) — 17 by Elvin Bethea, 1973
- Sacks (Career) — 105 by Elvin Bethea, 1968-83

TENNESSEE TITANS 2016 PARTICIPATION CHART

Player	9/11	9/18	9/25	10/2	10/9	10/16	10/23	10/27	11/6	11/13	11/20	11/27	12/11	12/18	12/24	1/1	Season Totals			
	Min	@Det	Oak	@Hou	@Mia	Cle	Ind	Jax	@SD	GB	@Ind	@Chi	Den	@KC	@Jax	Hou	GP	GS	DNP	IA
Abdesmad, Mehdi	PS	PS	PS	PS	PS	PS	PS	PS	PS								0	0	0	0
Amaro, Jace	IA	IA	P	P	IA	IA	IA	IA	IA								2	0	0	7
Andrews, Antonio	P	P	P	P	P	P	P	P	P								9	0	0	0
Barton, Karim	X	X	PS	PS	PS	PS	PS	PS	PS								0	0	0	0
Bass, David	P	P	P	P	P	P	P	P	P								9	0	0	0
Bell, Byron	IR	IR	IR	IR	IR	IR	IR	IR	IR								0	0	0	0
Blackson, Angelo	P	P	P	P	P	P	P	P	P								9	0	0	0
Blake, Valentino	P	P	P	P	P	P	P	P	P								9	0	0	0
Brinkley, Beau	P	P	P	P	P	P	P	P	P								9	0	0	0
Byard, Kevin	P	P	P	P	P	P	P	P	P								9	0	0	0
Casey, Jurrell	DT	DT	DT	DT	DT	DT	DT	DT	DT								9	9	0	0
Cassel, Matt	DNP	P	DNP	DNP	DNP	DNP	DNP	P	DNP								2	0	7	0
Conklin, Jack	RT	RT	RT	RT	RT	RT	RT	RT	RT								9	9	0	0
Cox, Perrish	CB	CB	CB	CB	CB	P	CB	IA	CB								8	7	0	1
Cunningham, Jerome	PS	PS	PS	PS	PS	PS	PS	PS	PS								0	0	0	0
Dodd, Kevin	P	OLB	P	P	P	P	P	IA	P								8	1	0	1
Douglas, Harry	P	P	P	IA	IA	IA	IA	IA	P								4	0	0	5
Fasano, Anthony	P	TE	P	P	TE	TE	TE	TE	TE								9	6	0	0
Fluellen, David	PS	PS	PS	PS	PS	PS	PS	PS	PS								0	0	0	0
Fowler, Jalston	FB	FB	FB	P	P	P	P	P	P								9	3	0	0
Gallik, Andy	IR	IR	IR	IR	IR	X	X	X	X								0	0	0	0
Henry, Derrick	RB	P	P	P	RB	P	P	P	DNP								8	2	1	0
Johnson, Andre	P	P	P	WR	WR	WR	WR	P	X								8	4	0	0
Johnson, Austin	P	IA	IA	IA	P	P	IA	IA	IA								3	0	0	6
Johnson, Rashad	FS	FS	FS	FS	FS	FS	FS	IA	IA								7	7	0	2
Jones, Ben	C	C	C	C	C	C	C	C	C								9	9	0	0
Jones, DaQuan	DE	DE	DE	DE	NT	NT	DE	DE	DE								9	9	0	0
Kelly, Dennis	P	P	P	P	P	TE	TE	P	TE								9	3	0	0
Kern, Brett	P	P	P	P	P	P	P	P	P								9	0	0	0
Kline, Josh	IA	IA	RG	RG	RG	RG	RG	RG	RG								7	7	0	2
Klug, Karl	P	P	P	P	DE	DE	P	P	P								9	2	0	0
Krause, Jonathan	X	X	X	X	X	X	X	X	PS								0	0	0	0
Lewan, Taylor	LT	LT	LT	LT	LT	LT	LT	LT	LT								9	9	0	0
Leslie, Jordan	X	X	X	PS	X	X	X	X	X								0	0	0	0
Mariani, Marc	P	P	P	P	P	P	P	P	P								9	0	0	0
Mariota, Marcus	QB	QB	QB	QB	QB	QB	QB	QB	QB								9	9	0	0
Marz, Tyler	PS	PS	PS	PS	PS	PS	PS	PS	PS								0	0	0	0
Matias, Josue	IR	IR	IR	IR	IR	IR	IR	IR	IR								0	0	0	0
Matthews, Rishard	P	WR	WR	P	P	P	P	WR	P								9	3	0	0
McBride, Tre	PS	PS	PS	PS	PS	PS	PS	PS	IA								0	0	0	1
McCain, Brice	P	CB	CB	P	P	P	P	CB	CB								9	4	0	0
McCourty, Jason	CB	CB	CB	CB	CB	CB	CB	CB	CB								9	9	0	0
Morgan, Derrick	OLB	IA	OLB	OLB	OLB	OLB	OLB	OLB	OLB								8	8	0	1
Murray, DeMarco	RB	RB	RB	RB	RB	RB	RB	RB	RB								9	9	0	0
Okotcha, Bennett	IR	IR	IR	IR	IR	IR	IR	IR	IR								0	0	0	0
Orakpo, Brian	OLB	OLB	OLB	OLB	OLB	OLB	OLB	OLB	OLB								9	9	0	0
Palmer, Nate	P	P	P	IA	IA	P	P	P	P								7	0	0	2
Patrick, Ronald	PS	X	X	X	X	X	X	X	X								0	0	0	0
Reed, Kalan	PS	PS	PS	PS	PS	PS	PS	PS	PS								0	0	0	0
Riggs, Cody	X	P	P	IA	IA	IA	IA	P	IA								3	0	0	5
Riley, Curtis	PS	PS	IA	IA	P	IA	IA	P	P								3	0	0	4
Schwenke, Brian	P	P	P	P	P	P	P	LG	LG								9	2	0	0
Searcy, Da'Norris	SS	SS	SS	IA	IA	SS	SS	SS	SS								7	7	0	2
Sharpe, Tajae	WR	WR	WR	WR	WR	P	P	P	P								9	5	0	0
Sims, LeShaun	IA	IA	IA	P	P	P	P	P	P								6	0	0	3
Spain, Quinton	LG	LG	LG	LG	LG	LG	LG	IA	IA								7	7	0	2
Spence, Sean	P	LB	ILB	P	P	P	P	P	ILB								9	3	0	0
Stafford, Daimion	P	P	P	SS	SS	S	P	FS	FS								9	5	0	0
Staples, Justin	PS	PS	PS	PS	PS	PS	PS	PS	PS								0	0	0	0
Succop, Ryan	P	P	P	P	P	P	P	P	P								9	0	0	0
Supernaw, Phillip	P	P	TE	P	P	P	P	TE	P								9	2	0	0
Tanney, Alex	IA	PS	PS	PS	PS	PS	PS	PS	PS								0	0	0	1
Tretola, Sebastian	IA	IA	IA	IA	IA	IA	IA	P	DNP								1	0	1	7
Walker, Delanie	TE	P	IA	TE	P	TE	TE	TE	TE								8	6	0	1
Wallace, Aaron	IA	P	IA	P	P	IA	IA	P	IA								4	0	0	5
Warmack, Chance	RG	RG	IR	IR	IR	IR	IR	IR	IR								2	2	0	0
Williamson, Avery	ILB	ILB	ILB	ILB	ILB	ILB	ILB	ILB	ILB								9	9	0	0
Woods, Al	NT	P	P	NT	IA	IA	NT	NT	P								7	4	0	2
Woods, Antwaun	PS	PS	PS	X	PS	PS	PS	PS	PS								0	0	0	0
Woodyard, Wesley	ILB	P	P	ILB	ILB	ILB	ILB	ILB	P								9	6	0	0
Wright, Kendall	IA	IA	IA	WR	P	P	P	P	WR								6	2	0	3

Starters indicated by position (QB, RB, MLB, etc.); P = played but did not start; DNP = active but did not play; IA = inactive for game; PS = practice squad; PS-I = practice squad injured reserve; X = not on roster; IR = injured reserve; IRR = injured reserve-designated for return; SUS = reserve/suspended; NFI = non-football injury; PUP = physically unable to perform

GAME PREVIEW

TEAM NOTES

PLAYER NOTES

MEDIA

STATISTICS

ROSTERS

TENNESSEE TITANS 2016 TRANSACTIONS

January 4	Relieved general manager RUSTON WEBSTER of his duties; signed RB DAVID FLUELLEN , TE KEVIN GREENE , WR NICK HARWELL , G JOSUE MATIAS and T WILL POEHL s to future contracts	May 24	Signed first-round choice T JACK CONKLIN
January 11	Signed CB STEVEN CLARKE to a future contract	May 25	Claimed TE JEROME CUNNINGHAM off waivers from the New York Jets
January 14	Hired JON ROBINSON as general manager	May 31	Signed second-round choice OLB KEVIN DODD
January 16	Named MIKE MULARKEY the 18th head coach in franchise history	June 3	Placed T BYRON BELL on injured reserve; signed free agent WR REECE HORN
January 20	Hired BOBBY APRIL as special teams coordinator and TERRY ROBISKIE as offensive coordinator; elevated DICK LeBEAU to assistant head coach/defensive coordinator	June 6	Waived OLB YANNIK CUDJOE-VIRGIL failed physical; waived WR NICK HARWELL
January 25	Hired RUSS GRIMM as offensive line coach, STEVE JACKSON as assistant secondary coach and DESHEA TOWNSEND as secondary coach	July 18	Signed third-round choice S KEVIN BYARD
January 26	Hired BOB BRATKOWSKI as wide receivers coach	July 26	Signed free agent G/T WILLIAM CAMPBELL
February 1	Hired BRANDON BLANEY as defensive assistant and KEITH WILLIS as assistant defensive line coach	July 28	Waived T SAM CARLSON
February 9	Terminated vested veteran S MICHAEL GRIFFIN	July 29	Signed free agent G/C RONALD PATRICK
March 1	Agreed to terms with RB ANTONIO ANDREWS to an exclusive rights contract	July 30	Signed free agent WR ANDRE JOHNSON ; placed OLB KEVIN DODD on reserve/physically unable to perform; placed DE TERRELL LATHAN on reserve/did not report
March 2	Signed free agent CB BRICE McCAIN	August 1	Claimed CB TYLER PATMON off waivers from the Miami Dolphins
March 9	Traded a 2016 fourth-round selection (100th overall) to the Philadelphia Eagles for RB DeMARCO MURRAY and their 2016 fourth-round selection (113th overall)	August 2	Waived injured CB BENNETT OKOTCHA
March 10	Signed unrestricted free agent C BEN JONES	August 3	Signed free agent LB TIM SHAW
March 11	Signed unrestricted free agents QB MATT CASSEL and WR RISHARD MATTHEWS	August 4	Placed LB TIM SHAW on the reserve/retired list
March 14	Signed unrestricted free agent NT AL WOODS	August 4	Placed S JOSH AUBREY on the reserve/retired list
March 16	Signed unrestricted free agent LB SEAN SPENCE	August 10	Claimed LB AMARLO HERRERA off waivers from the Indianapolis Colts
March 18	Signed unrestricted free agents T BYRON BELL and CB ANTWON BLAKE	August 12	Traded WR DORIAL GREEN-BECKHAM to the Philadelphia Eagles for G/T DENNIS KELLY ; waived DE TERRELL LATHAN from reserve/did not report
March 30	Signed unrestricted free agent S RASHAD JOHNSON	August 16	Traded WR DORIAL GREEN-BECKHAM to the Philadelphia Eagles for G/T DENNIS KELLY ; waived DE TERRELL LATHAN from reserve/did not report
April 1	Signed free agent LB CURTIS GRANT	August 17	Waived injured G/T JOSUE MATIAS ; Moved OLB KEVIN DODD from physically unable to perform to the active roster; signed free agents WR DONTE FOSTER and WR JARROD WEST
April 11	Claimed LB NATE PALMER off waivers from the Green Bay Packers	August 25	Placed TE CRAIG STEVENS on the reserve/retired list
April 14	Traded a 2016 first-round selection (1st overall), a 2016 fourth-round selection (113th overall) and a 2016 sixth-round selection (177th overall) to Los Angeles Rams for the Rams' 2016 first-round selection (15th overall), two Rams' 2016 second-round selections (43rd overall and 45th overall), a Rams' 2016 third-round selection (76th overall), a Rams' 2017 first-round selection and a Rams' 2017 third-round selection	August 29	Terminated vested veteran DE ROPATI PITOITUA ; waived S LAMARCUS BRUTUS , G/T WILLIAM CAMPBELL , WR DONTE FOSTER , LB AMARLO HERRERA , WR REECE HORN , OLB DEIONTREZ MOUNT , CB TYLER PATMON , G NICK RITCHER , DE MIKE SMITH and CB BLIDI WREH-WILSON ; waived injured C ANDY GALLIK
April 28	Traded a 2016 first-round selection (15th overall), a 2016 third-round selection (76th overall) and a 2017 second-round selection to the Cleveland Browns for the Browns' 2016 first-round selection (8th overall) and the Browns' 2016 sixth-round selection (176th overall); drafted T JACK CONKLIN (first round, eighth overall)	August 30	Waived RB DAVID COBB and WR JARROD WEST
April 29	Drafted OLB KEVIN DODD (second round, 33rd overall), DL AUSTIN JOHNSON (second round, 43rd overall), RB DERRICK HENRY (second round, 45th overall) and S KEVIN BYARD (third round, 64th overall)	September 2	Terminated vested veteran RB DEXTER McCLUSTER
April 30	Drafted WR TAJAE SHARPE (fifth round, 140th overall); traded a 2016 sixth-round selection (176th overall) and a 2017 sixth-round selection to the Denver Broncos for the Broncos' 2016 fifth-round selection (157th overall) and the Broncos' 2016 seventh-round selection (253rd overall); drafted CB LeSHAUN SIMS (fifth round, 157th overall), G SEBASTIAN TRETOLA (sixth round, 193rd overall), OLB AARON WALLACE (seventh round, 222nd overall) and CB KALAN REED (seventh round, 253rd overall)	September 3	Waived FB SAM BERGEN , TE JEROME CUNNINGHAM , TE ALEX ELLIS , RB DAVID FLUELLEN , LB CURTIS GRANT , DB MARQUESTON HUFF , WR JUSTIN HUNTER , T TYLER MARZ , G/C RONALD PATRICK , T WILL POEHL s, T JEREMIAH POUTASI , CB KALAN REED , S CURTIS RILEY , WR BEN ROBERTS , K ALDRICK ROSAS , RB BISHOP SANKEY , LB JUSTIN STAPLES , LB J.R. TAVAI , WR ANDREW TURZILLI , CB B.W. WEBB and NT ANTWAUN WOODS
May 9	Waived CB STEVEN CLARKE ; terminated vested veteran WR DAMARIS JOHNSON ; signed the following undrafted free agents: DE MEHDI ABDESMAD , S LAMARCUS BRUTUS , T SAM CARLSON , WR RASHON CEASER , TE ALEX ELLIS , DE IOSIA IOSIA , DE TERRELL LATHAN , T TYLER MARZ , G NICK RITCHER , K ALDRICK ROSAS and NT ANTWAUN WOODS ; signed second-round choice DL AUSTIN JOHNSON , second-round choice RB DERRICK HENRY , fifth-round choice WR TAJAE SHARPE , fifth-round choice CB LeSHAUN SIMS , seventh-round choice OLB AARON WALLACE and seventh-round choice CB KALAN REED	September 4	Waived DE MEHDI ABDESMAD ; claimed TE JACE AMARO off waivers from the New York Jets; signed TE JEROME CUNNINGHAM , RB DAVID FLUELLEN , T TYLER MARZ , G/C RONALD PATRICK , CB KALAN REED , S CURTIS RILEY , WR BEN ROBERTS , LB JUSTIN STAPLES and NT ANTWAUN WOODS to the practice squad
May 11	Signed sixth-round choice G SEBASTIAN TRETOLA	September 5	Waived WR TRE McBRIDE ; signed free agent WR MARC MARIANI
May 13	Signed undrafted free agent CB MORGAN BURNS	September 6	Signed DE MEHDI ABDESMAD to the practice squad; released WR BEN ROBERTS from the practice squad
May 16	Waived WR RASHON CEASER , TE KEVIN GREENE , DE IOSIA IOSIA and QB ZACH METTENBERGER ; signed free agents FB SAM BERGEN , CB BENNETT OKOTCHA , WR BEN ROBERTS and DE MIKE SMITH	September 7	Signed WR TRE McBRIDE to the practice squad
May 17	Placed CB MORGAN BURNS on reserve/retired list	September 8	Claimed G JOSH KLINE off waivers from the New England Patriots; waived CB CODY RIGGS
		September 12	Waived QB ALEX TANNEY
		September 13	Signed free agent CB CODY RIGGS ; released G/C RONALD PATRICK from the practice squad
		September 14	Signed QB ALEX TANNEY to the practice squad
		September 22	Placed G CHANCE WARMACK on injured reserve; signed DB CURTIS RILEY to the active roster from the practice squad; signed G KARIM BARTON to the practice squad
		September 27	Released NT ANTWAUN WOODS from the practice squad; signed WR JORDAN LESLIE to the practice squad
		October 3	Relieved special teams coordinator BOBBY APRIL of his duties; promoted STEVE HOFFMAN to special teams coach; released WR JORDAN LESLIE from the practice squad; signed NT ANTWAUN WOODS to the practice squad
		October 14	Waived C ANDY GALLIK from reserve/injured with an injury settlement
		November 1	Placed WR ANDRE JOHNSON on the reserve/retired list
		November 2	Signed WR TRE McBRIDE to the active roster from the practice squad; signed WR JONATHAN KRAUSE to the practice squad

GAME PREVIEW

TEAM NOTES

PLAYER NOTES

MEDIA

STATISTICS

ROSTERS

TENNESSEE TITANS UNOFFICIAL DEPTH CHART

OFFENSE

WR	18	Rishard Matthews	83	Harry Douglas	10	Tre McBride
TE	82	Delanie Walker	80	Anthony Fasano	89	Phillip Supernaw
					88	Jace Amaro
LT	77	Taylor Lewan	71	Dennis Kelly		
LG	67	Quinton Spain	<u>79</u>	<u>Sebastian Tretola</u>		
C	60	Ben Jones	62	Brian Schwenke		
RG	64	Josh Kline	<u>79</u>	<u>Sebastian Tretola</u>		
RT	<u>78</u>	<u>Jack Conklin</u>	71	Dennis Kelly		
WR	<u>19</u>	<u>Tajae Sharpe</u>	13	Kendall Wright	87	Marc Mariani
QB	8	Marcus Mariota	16	Matt Cassel		
FB	45	Jalston Fowler				
RB	29	DeMarco Murray	<u>22</u>	<u>Derrick Henry</u>	26	Antonio Andrews

DEFENSE

DE	90	DaQuan Jones	95	Angelo Blackson		
NT	96	Al Woods	95	Angelo Blackson	<u>94</u>	<u>Austin Johnson</u>
DT	99	Jurrell Casey	97	Karl Klug		
OLB	91	Derrick Morgan	<u>93</u>	<u>Kevin Dodd</u>	<u>52</u>	<u>Aaron Wallace</u>
ILB	59	Wesley Woodyard	55	Sean Spence		
ILB	54	Avery Williamson	50	Nate Palmer		
OLB	98	Brian Orakpo	51	David Bass	28	Cody Riggs
CB	20	Perrish Cox	23	Brice McCain		
SS	21	Da'Norris Searcy	24	Daimion Stafford		
FS	25	Rashad Johnson	<u>31</u>	<u>Kevin Byard</u>	35	Curtis Riley
CB	30	Jason McCourty	47	Valentino Blake	<u>36</u>	<u>LeShaun Sims</u>

SPECIAL TEAMS

K	4	Ryan Succop	6	Brett Kern		
KO	4	Ryan Succop	6	Brett Kern		
P	6	Brett Kern	4	Ryan Succop		
H	6	Brett Kern	16	Matt Cassel		
PR	87	Marc Mariani	<u>31</u>	<u>Kevin Byard</u>	83	Harry Douglas
KOR	87	Marc Mariani	26	Antonio Andrews		
LS	48	Beau Brinkley	89	Phillip Supernaw	60	Ben Jones

Rookie and first-year players are underlined
As of Nov. 6, 2016

TITANS PRONUNCIATION GUIDE

Kevin BYARD (BY-urd); **DAQUAN Jones** (Day-QUAN); **Karl KLUG** (KLOOG); **Taylor LEWAN** (leh-WAHN); **Marc MARIANI** (MARY-annie); **Marcus MARIOTA** (MAR-ee-OH-tah); **TAJAE Sharpe** (TAH-zhay); **Ryan SUCCOP** (SUCK-up); **Sebastian TRETOLA** (truh-TOH-la)

TENNESSEE TITANS ROSTER BY EXPERIENCE

<u>12TH YEAR</u>		<u>6TH YEAR</u>		<u>3RD YEAR</u>		<u>ROOKIE DRAFT PICKS</u>	
Matt Cassel	QB	Byron Bell (IR)	T	Jace Amaro	TE	Kevin Byard	S
		Jurrell Casey	DT	Antonio Andrews	RB	Jack Conklin	T
		Perrish Cox	CB	DaQuan Jones	DL	Kevin Dodd	OLB
<u>11TH YEAR</u>		Karl Klug	DL	Taylor Lewan	T	Derrick Henry	RB
Anthony Fasano	TE	DeMarco Murray	RB	Phillip Supernaw	TE	Austin Johnson	DL
Delanie Walker	TE	Da'Norris Searcy	S	Avery Williamson	LB	Tajae Sharpe	WR
						LeShaun Sims	CB
						Sebastian Tretola	G
						Aaron Wallace	OLB
<u>9TH YEAR</u>							
Harry Douglas	WR	<u>5TH YEAR</u>		<u>2ND YEAR</u>		<u>ROOKIE FREE AGENTS</u>	
Brett Kern	P	Valentino Blake	CB	Angelo Blackson	DE	Bennett Okotcha (IR)	CB
Wesley Woodyard	LB	Beau Brinkley	LS	Jalston Fowler	FB		
		Ben Jones	C	Marcus Mariota	QB		
<u>8TH YEAR</u>		Dennis Kelly	G/T	Tre McBride	WR		
Rashad Johnson	S	Rishard Matthews	WR	Cody Riggs	CB		
Brice McCain	CB	Sean Spence	LB	Curtis Riley	DB		
Jason McCourty	CB	Kendall Wright	WR	Quinton Spain	G		
Brian Orakpo	OLB						
Ryan Succop	K	<u>4TH YEAR</u>		<u>1ST YEAR</u>			
		David Bass	OLB	Josue Matias (IR)	G		
<u>7TH YEAR</u>		Josh Kline	G				
Marc Mariani	WR/KR	Nate Palmer	LB				
Derrick Morgan	OLB	Brian Schwenke	C				
Al Woods	DL	Daimion Stafford	S				
		Chance Warmack (IR)	G				

TENNESSEE TITANS ROSTER BY DRAFT ROUND

<u>ROUND 1</u>			<u>ROUND 4</u>			<u>ROUND 7</u>		
Player	Pos.	Year	Player	Pos.	Year	Player	Pos.	Year
Jack Conklin	T	2016	Angelo Blackson	DE	2015	Aaron Wallace	OLB	2016
Marcus Mariota	QB	2015	Jalston Fowler	FB	2015	Tre McBride	WR	2015
Taylor Lewan	T	2014	DaQuan Jones	DL	2014	David Bass	OLB	2013 (Oak)
Chance Warmack (IR)	G	2013	Brian Schwenke	C	2013	Daimion Stafford	S	2013
Kendall Wright	WR	2012	Ben Jones	C	2012 (Hou)	Rishard Matthews	WR	2012 (Mia)
Derrick Morgan	OLB	2010	Da'Norris Searcy	S	2011 (Buf)	Marc Mariani	WR/KR	2010
Brian Orakpo	OLB	2009 (Was)	Al Woods	DL	2010 (NO)	Ryan Succop	K	2009 (KC)
						Matt Cassel	QB	2005 (NE)
<u>ROUND 2</u>			<u>ROUND 5</u>			<u>UNDRAFTED</u>		
Player	Pos.	Year	Player	Pos.	Year	Player	Pos.	Year
Kevin Dodd	OLB	2016	Tajae Sharpe	WR	2016	Bennett Okotcha (IR)	CB	2016
Derrick Henry	RB	2016	LeShaun Sims	CB	2016	Josue Matias (IR)	G	2015
Austin Johnson	DL	2016	Avery Williamson	LB	2014	Cody Riggs	CB	2015
Jace Amaro	TE	2014 (NYJ)	Dennis Kelly	G/T	2012 (Phi)	Curtis Riley	DB	2015
Anthony Fasano	TE	2006 (Dal)	Karl Klug	DE	2011	Quinton Spain	G	2015
			Perrish Cox	CB	2010 (Den)	Antonio Andrews	RB	2014
<u>ROUND 3</u>			<u>ROUND 6</u>					
Player	Pos.	Year	Player	Pos.	Year			
Kevin Byard	S	2016	Sebastian Tretola	G	2016	Josh Kline	G	2013 (NE)
Sean Spence	LB	2012 (Pit)	Nate Palmer	LB	2013 (GB)	Valentino Blake	CB	2012 (Jax)
Jurrell Casey	DT	2011	Brice McCain	CB	2009 (Hou)	Beau Brinkley	LS	2012
DeMarco Murray	RB	2011 (Dal)	Jason McCourty	CB	2009	Phillip Supernaw	TE	2012 (Hou)
Rashad Johnson	S	2009 (Ari)	Delanie Walker	TE	2006 (SF)	Byron Bell (IR)	T	2011 (Car)
Harry Douglas	WR	2008 (Atl)				Brett Kern	P	2008 (Den)
						Wesley Woodyard	LB	2008 (Den)

Nov. 6, 2016

GAME PREVIEW

TEAM NOTES

PLAYER NOTES

MEDIA

STATISTICS

ROSTERS

HOW THE TENNESSEE TITANS WERE BUILT

YEAR	DRAFTEES (23)	FREE AGENTS (23)	TRADES/WAIVERS (7)
2016	T Jack Conklin (1) OLB Kevin Dodd (2a) DL Austin Johnson (2b) RB Derrick Henry (2c) S Kevin Byard (3) WR Tajae Sharpe (5a) CB LeShaun Sims (5b) G Sebastian Tretola (6) OLB Aaron Wallace (7a)	CB Brice McCain (FA) C Ben Jones (UFA-HOU) QB Matt Cassel (UFA-DAL) WR Rishard Matthews (UFA-MIA) LB Sean Spence (UFA-PIT) CB Valentino Blake (UFA-PIT) S Rashad Johnson (UFA-ARI) WR Marc Mariani (FA) CB Cody Riggs (FA) DB Curtis Riley (FA)	RB DeMarco Murray (T-PHI) LB Nate Palmer (W-GB) G/T Dennis Kelly (T-PHI) TE Jace Amaro (W-NYJ) G Josh Kline (W-NE)
2015	QB Marcus Mariota (1) DE Angelo Blackson (4a) FB Jalston Fowler (4b) WR Tre McBride (7)	WR Harry Douglas (FA) S Da'Norris Searcy (UFA-BUF) OLB Brian Orakpo (UFA-WAS) TE Anthony Fasano (FA) CB Perrish Cox (UFA-SF) G Quinton Spain (FA) TE Phillip Supernaw (FA)	OLB David Bass (W-CHI)
2014	T Taylor Lewan (1) DL DaQuan Jones (4a) LB Avery Williamson (5)	DL Al Woods (UFA-PIT) LB Wesley Woodyard (UFA-DEN) RB Antonio Andrews (FA) K Ryan Succop (FA)	
2013	C Brian Schwenke (4) S Daimion Stafford (7)	TE Delanie Walker (UFA-SF)	
2012	WR Kendall Wright (1)	LS Beau Brinkley (FA)	
2011	DT Jurrell Casey (3) DL Karl Klug (5)		
2010	OLB Derrick Morgan (1)		
2009	CB Jason McCourty (6a)		P Brett Kern (W-DEN)

As of Nov. 6, 2016

TENNESSEE TITANS POSITIONAL ROSTER - OFFENSE

QUARTERBACKS (2)

16	Cassel, Matt	QB	6-4	228	5/17/82	12	Southern California	Northridge, Calif.	UFA (DAL)-'16
8	Mariota, Marcus	QB	6-4	222	10/30/93	2	Oregon	Honolulu, Hawaii	D1-'15

RUNNING BACKS/FULLBACKS (4)

26	Andrews, Antonio	RB	5-10	225	8/17/92	3	Western Kentucky	Fort Campbell, Ky.	FA-'14
45	Fowler, Jalston	FB	5-11	254	7/26/90	2	Alabama	Mobile, Ala.	D4b-'15
22	Henry, Derrick	RB	6-3	247	1/4/94	R	Alabama	Yulee, Fla.	D2c-'16
29	Murray, DeMarco	RB	6-1	220	2/12/88	6	Oklahoma	Las Vegas, Nev.	T (PHI)-'16

WIDE RECEIVERS (6)

83	Douglas, Harry	WR	6-0	183	9/16/84	9	Louisville	Jonesboro, Ga.	FA-'15
87	Mariani, Marc	WR	6-1	190	5/2/87	7	Montana	Havre, Mont.	FA-'16
18	Matthews, Rishard	WR	6-0	217	10/12/89	5	Nevada	Santa Ana, Calif.	UFA (MIA)-'16
10	McBride, Tre	WR	6-0	210	12/1/92	2	William & Mary	McDonough, Ga.	D7-'15
19	Sharpe, Tajae	WR	6-2	194	12/23/94	R	Massachusetts	Piscataway, N.J.	D5a-'16
13	Wright, Kendall	WR	5-10	191	11/12/89	5	Baylor	Pittsburg, Texas	D1-'12

TIGHT ENDS (4)

88	Amaro, Jace	TE	6-5	265	6/26/92	3	Texas Tech	Plano, Texas	W (NYJ)-'16
80	Fasano, Anthony	TE	6-4	255	4/20/84	11	Notre Dame	Verona N.J.	FA-'15
89	Supernaw, Phillip	TE	6-5	248	1/30/90	3	Ouachita Baptist	Katy, Texas	FA-'15
82	Walker, Delanie	TE	6-2	248	8/12/84	11	Central Missouri	Pomona, Calif.	UFA (SF)-'13

CENTERS (2)

60	Jones, Ben	C	6-3	308	7/2/89	5	Georgia	Brent, Ala.	UFA (HOU)-'16
62	Schwenke, Brian	C	6-3	318	3/22/91	4	California	Oceanside, Calif.	D4-'13

GUARDS (3)

64	Kline, Josh	G	6-3	300	12/29/89	4	Kent State	Mason, Ohio	W (NE)-'16
67	Spain, Quinton	G	6-4	330	8/7/91	2	West Virginia	Petersburg, Va.	FA-'15
79	Tretola, Sebastian	G	6-4	314	5/1/92	R	Arkansas	San Bernardino, Calif.	D6-'16

TACKLES (3)

78	Conklin, Jack	T	6-6	308	8/17/94	R	Michigan State	Plainwell, Mich.	D1-'16
71o	Kelly, Dennis	G/T	6-8	321	1/16/90	5	Purdue	Chicago Heights, Ill.	T (PHI)-'16
77	Lewan, Taylor	T	6-7	309	7/22/91	3	Michigan	Cave Creek, Ariz.	D1-'14

LONG SNAPPER (1)

48	Brinkley, Beau	LS	6-4	260	1/25/90	5	Missouri	Kearney, Mo.	FA-'12
----	----------------	----	-----	-----	---------	---	----------	--------------	--------

PLACEKICKERS (1)

4	Succop, Ryan	K	6-2	218	9/19/86	8	South Carolina	Hickory, N.C.	FA-'14
---	--------------	---	-----	-----	---------	---	----------------	---------------	--------

As of Nov. 6, 2016

GAME PREVIEW

TEAM NOTES

PLAYER NOTES

MEDIA

STATISTICS

ROSTERS

TENNESSEE TITANS POSITIONAL ROSTER - DEFENSE

DEFENSIVE LINEMEN (6)

95	Blackson, Angelo	DE	6-4	318	11/14/92	2	Auburn	Wilmington, Del.	D4a-'15
99	Casey, Jurrell	DT	6-1	305	12/5/89	6	Southern California	Long Beach, Calif.	D3-'11
94	Johnson, Austin	DL	6-4	314	5/8/94	R	Penn State	Galloway, N.J.	D2b-'16
90	Jones, DaQuan	DL	6-4	322	12/27/91	3	Penn State	Johnson City, N.Y.	D4a-'14
97	Klug, Karl	DL	6-3	278	3/31/88	6	Iowa	Caledonia, Minn.	D5-'11
96	Woods, Al	NT	6-4	307	3/25/87	7	Louisiana State	Elton, La.	UFA (PIT)-'14

LINEBACKERS (9)

51	Bass, David	OLB	6-4	256	9/11/90	4	Missouri Western State	St. Louis, Mo.	W (CHI)-'15
93	Dodd, Kevin	OLB	6-5	277	7/14/92	R	Clemson	Greenville, S.C.	D2a-'16
91	Morgan, Derrick	OLB	6-4	261	1/6/89	7	Georgia Tech	Coatesville, Pa.	D1-'10
98	Orakpo, Brian	OLB	6-4	257	7/31/86	8	Texas	Houston, Texas	UFA (WAS)-'15
50	Palmer, Nate	LB	6-2	248	9/23/89	4	Illinois State	Chicago, Ill.	W (GB)-'16
55	Spence, Sean	LB	5-11	231	6/7/90	5	Miami (Fla.)	Miami, Fla.	UFA (PIT)-'16
52	Wallace, Aaron	OLB	6-2	242	7/8/93	R	UCLA	San Diego, Calif.	D7a-'16
54	Williamson, Avery	LB	6-1	246	3/9/92	3	Kentucky	Milan, Tenn.	D5-'14
59	Woodyard, Wesley	LB	6-0	233	7/21/86	9	Kentucky	LaGrange, Ga.	UFA (DEN)-'14

CORNERBACKS (6)

47	Blake, Valentino	CB	5-9	198	8/9/90	5	Texas El-Paso	Missouri City, Texas	UFA (PIT)-'15
20	Cox, Perrish	CB	6-0	190	1/7/87	6	Oklahoma State	Waco, Texas	UFA (SF)-'15
23	McCain, Brice	CB	5-9	190	12/10/86	8	Utah	Terrell, Texas	FA-'16
30	McCourty, Jason	CB	6-0	193	8/13/87	8	Rutgers	Nyack, N.Y.	D6a-'09
28	Riggs, Cody	CB	5-9	187	12/30/91	2	Notre Dame	Pembroke Pines, Fla.	FA-'15
36	Sims, LeShaun	CB	6-0	203	9/18/93	R	Southern Utah	Las Vegas, Nev.	D5b-'16

SAFETIES (5)

31	Byard, Kevin	S	5-11	212	8/17/93	R	Middle Tennessee State	Lithonia, Ga.	D3-'16
25	Johnson, Rashad	S	5-11	204	1/2/86	8	Alabama	Sulligent, Ala.	UFA (ARI)-'16
35	Riley, Curtis	DB	6-0	190	7/18/92	2	Fresno State	Orlando, Fla.	FA-'15
21	Searcy, Da'Norris	S	5-11	207	11/16/88	6	North Carolina	Decatur, Ga.	UFA (BUF)-'15
24	Stafford, Daimion	S	6-1	218	2/18/91	4	Nebraska	Riverside, Calif.	D7-'13

PUNTERS (1)

6	Kern, Brett	P	6-2	214	2/17/86	9	Toledo	Grand Island, N.Y.	W (DEN)-'09
---	-------------	---	-----	-----	---------	---	--------	--------------------	-------------

As of Nov. 6, 2016

TENNESSEE TITANS ALPHABETICAL ROSTER

NO.	NAME	POS.	HT.	WT.	BIRTHDATE	EXP.	COLLEGE	HOMETOWN	ACQUIRED
88	Amaro, Jace	TE	6-5	265	6/26/92	3	Texas Tech	San Antonio, Texas	W (NYJ)-'16
26	Andrews, Antonio	RB	5-10	225	8/17/92	3	Western Kentucky	Fort Campbell, Ky.	FA-'14
51	Bass, David	OLB	6-4	256	9/11/90	4	Missouri Western State	St. Louis, Mo.	W (CHI)-'15
95	Blackson, Angelo	DE	6-4	318	11/14/92	2	Auburn	Wilmington, Del.	D4a-'15
47	Blake, Valentino	CB	5-9	198	8/9/90	5	Texas El-Paso	Missouri City, Texas	UFA (PIT)-'16
48	Brinkley, Beau	LS	6-4	260	1/25/90	5	Missouri	Kearney, Mo.	FA-'12
31	Byard, Kevin	S	5-11	212	8/17/93	R	Middle Tennessee State	Lithonia, Ga.	D3-'16
99	Casey, Jurrell	DT	6-1	305	12/5/89	6	Southern California	Long Beach, Calif.	D3-'11
16	Cassel, Matt	QB	6-4	228	5/17/82	12	Southern California	Northridge, Calif.	UFA (DAL)-'16
78	Conklin, Jack	T	6-6	308	8/17/94	R	Michigan State	Plainwell, Mich.	D1-'16
20	Cox, Perrish	CB	6-0	190	1/7/87	6	Oklahoma State	Waco, Texas	UFA (SF)-'15
93	Dodd, Kevin	OLB	6-5	277	7/14/92	R	Clemson	Greenville, S.C.	D2a-'16
83	Douglas, Harry	WR	6-0	183	9/16/84	9	Louisville	Jonesboro, Ga.	FA-'15
80	Fasano, Anthony	TE	6-4	255	4/20/84	11	Notre Dame	Verona, N.J.	FA-'15
45	Fowler, Jalston	FB	5-11	254	7/26/90	2	Alabama	Mobile, Ala.	D4b-'15
22	Henry, Derrick	RB	6-3	247	1/4/94	R	Alabama	Yulee, Fla.	D2c-'16
94	Johnson, Austin	DL	6-4	314	5/8/94	R	Penn State	Galloway, N.J.	D2b-'16
25	Johnson, Rashad	S	5-11	204	1/2/86	8	Alabama	Sulligent, Ala.	UFA (ARI)-'16
60	Jones, Ben	C	6-3	308	7/2/89	5	Georgia	Brent, Ala.	UFA (HOU)-'16
90	Jones, DaQuan	DL	6-4	322	12/27/91	3	Penn State	Johnson City, N.Y.	D4a-'14
71	Kelly, Dennis	G/T	6-8	321	1/16/90	5	Purdue	Chicago Heights, Ill.	T (PHI)-'16
6	Kern, Brett	P	6-2	214	2/17/86	9	Toledo	Grand Island, N.Y.	W (DEN)-'09
64	Kline, Josh	G	6-3	300	12/29/89	4	Kent State	Mason, Ohio	W (NE)-'16
97	Klug, Karl	DL	6-3	278	3/31/88	6	Iowa	Caledonia, Minn.	D5-'11
77	Lewan, Taylor	T	6-7	309	7/22/91	3	Michigan	Cave Creek, Ariz.	D1-'14
87	Mariani, Marc	WR	6-1	190	5/2/87	7	Montana	Harve, Mont.	FA-'16
8	Mariota, Marcus	QB	6-4	222	10/30/93	2	Oregon	Honolulu, Hawaii	D1-'15
18	Matthews, Rishard	WR	6-0	217	10/12/89	5	Nevada	Santa Ana, Calif.	UFA (MIA)-'16
10	McBride, Tre	WR	6-0	210	12/1/92	2	William & Mary	McDonough, Ga.	D7-'15
23	McCain, Brice	CB	5-9	190	12/10/86	8	Utah	Terrell, Texas	FA-'16
30	McCourty, Jason	CB	6-0	193	8/13/87	8	Rutgers	Nyack, N.Y.	D6a-'09
91	Morgan, Derrick	OLB	6-4	261	1/6/89	7	Georgia Tech	Coatesville, Pa.	D1-'10
29	Murray, DeMarco	RB	6-1	220	2/12/88	6	Oklahoma	Las Vegas, Nev.	T (PHI)-'16
98	Orakpo, Brian	OLB	6-4	257	7/31/86	8	Texas	Houston, Texas	UFA (WAS)-'15
50	Palmer, Nate	LB	6-2	248	9/23/89	4	Illinois State	Chicago, Ill.	W (GB)-'16
28	Riggs, Cody	CB	5-9	187	12/30/91	2	Notre Dame	Pembroke Pines, Fla.	FA-'15
35	Riley, Curtis	DB	6-0	190	7/18/92	2	Fresno State	Orlando, Fla.	FA-'15
62	Schwenke, Brian	C	6-3	318	3/22/91	4	California	Oceanside, Calif.	D4-'13
21	Searcy, Da'Norris	S	5-11	207	11/16/88	6	North Carolina	Decatur, Ga.	UFA (BUF)-'15
19	Sharpe, Tajae	WR	6-2	194	12/23/94	R	Massachusetts	Piscataway, N.J.	D5a-'16
36	Sims, LeShaun	CB	6-0	203	9/18/93	R	Southern Utah	Las Vegas, Nev.	D5b-'16
67	Spain, Quinton	G	6-4	330	8/7/91	2	West Virginia	Petersburg, Va.	FA-'15
55	Spence, Sean	LB	5-11	231	6/7/90	5	Miami (Fla.)	Miami, Fla.	UFA (PIT)-'16
24	Stafford, Daimion	S	6-1	218	2/18/91	4	Nebraska	Riverside, Calif.	D7-'13
4	Succop, Ryan	K	6-2	218	9/19/86	8	South Carolina	Hickory, N.C.	FA-'14
89	Supernaw, Phillip	TE	6-5	248	1/30/90	3	Ouachita Baptist	Katy, Texas	FA-'15
79	Tretola, Sebastian	G	6-4	314	5/1/92	R	Arkansas	San Bernardino, Calif.	D6-'16
82	Walker, Delanie	TE	6-2	248	8/12/84	11	Central Missouri	Pomona, Calif.	UFA (SF)-'13
52	Wallace, Aaron	OLB	6-2	242	7/8/93	R	UCLA	San Diego, Calif.	D7a-'16
54	Williamson, Avery	LB	6-1	246	3/9/92	3	Kentucky	Milan, Tenn.	D5-'14
96	Woods, Al	DL	6-4	307	3/25/87	7	Louisiana State	Elton, La.	UFA (PIT)-'14
59	Woodyard, Wesley	LB	6-0	233	7/21/86	9	Kentucky	LaGrange, Ga.	UFA (DEN)-'14
13	Wright, Kendall	WR	5-10	191	11/12/89	5	Baylor	Pittsburg, Texas	D1-'12

PRACTICE SQUAD (10):

92	Abdesmad, Mehdi	DE	6-6	284	9/28/91	R	Boston College	Montreal, Quebec	FA-'16
61	Barton, Karim	G	6-3	313	12/13/91	1	Morgan State	Los Angeles, Calif.	FA-'16
84	Cunningham, Jerome	TE	6-3	250	5/25/91	2	Southern Connecticut State	Waterbury, Conn.	W (NYJ)-'16
32	Fluellen, David	RB	5-11	224	1/29/92	1	Toledo	Lockport, N.Y.	FA-'15
17	Krause, Jonathan	WR	5-11	190	1/18/92	1	Vanderbilt	Snellville, Ga.	FA-'16
68	Marz, Tyler	T	6-7	316	9/9/92	R	Wisconsin	Springfield, Minn.	FA-'16
37	Reed, Kalan	CB	5-11	192	12/29/93	R	Southern Mississippi	Birmingham, Ala.	D7b-'16
57	Staples, Justin	LB	6-4	245	12/10/89	3	Illinois	Cleveland, Ohio	FA-'14
11	Tanney, Alex	QB	6-4	220	11/11/87	2	Monmouth (Ill.)	Lexington, Ill.	FA-'15
75	Woods, Antwaun	NT	6-1	318	1/3/93	R	Southern California	Los Angeles, Calif.	FA-'16

RESERVE/INJURED (4):

76	Bell, Byron	T/G	6-5	340	1/17/89	6	New Mexico	Greenville, Texas	UFA (CAR)-'15
66	Matias, Josue	G/T	6-5	309	1/6/93	1	Florida State	Union City, N.J.	FA-'15
23	Okotcha, Bennett	CB	6-0	195	2/7/93	R	Texas-San Antonio	Coppell, Texas	FA-'16
70	Warmack, Chance	G	6-2	323	9/14/91	4	Alabama	Atlanta, Ga.	D1-'13

Active Roster Count: 52
As of Nov. 6, 2016

HEAD COACH: MIKE MULARKEY

ASSISTANT COACHES: DICK LeBEAU (assistant head coach/defensive coordinator), TERRY ROBISKIE (offensive coordinator), BRANDON BLANEY (defensive asst.), BOB BRATKOWSKI (wide receivers), SYLVESTER CROOM (running backs), NICK EASON (defensive line), RUSS GRIMM (offensive line), STEVE HOFFMAN (special teams asst.), STEVE JACKSON (asst. secondary), JASON MICHAEL (quarterbacks), ARTHUR SMITH (tight ends), LOU SPANOS (linebackers), LUKE STECKEL (offensive asst.), MIKE SULLIVAN (asst. offensive line), DESHEA TOWNSEND (secondary), JASON TUCKER (asst. wide receivers), STEVE WATTERSON (assistant head coach/strength and conditioning), KEITH WILLIS (asst. defensive line)

TENNESSEE TITANS NUMERICAL ROSTER

NO.	NAME	POS.	HT.	WT.	AGE	EXP.	COLLEGE	HOMETOWN	ACQUIRED
4	Ryan Succop	K	6-2	218	30	8	South Carolina	Hickory, N.C.	FA-'14
6	Brett Kern	P	6-2	214	30	9	Toledo	Grand Island, N.Y.	W (DEN)-'09
8	Marcus Mariota	QB	6-4	222	23	2	Oregon	Honolulu, Hawaii	D1-'15
10	Tre McBride	WR	6-0	210	23	2	William & Mary	McDonough, Ga.	D7-'15
13	Kendall Wright	WR	5-10	191	26	5	Baylor	Pittsburg, Texas	D1-'12
16	Matt Cassel	QB	6-4	228	34	12	Southern California	Northridge, Calif.	UFA (DAL)-'16
18	Rishard Matthews	WR	6-0	217	27	5	Nevada	Santa Ana, Calif.	UFA (MIA)-'16
19	Tajae Sharpe	WR	6-2	194	21	R	Massachusetts	Piscataway, N.J.	D5a-'16
20	Perrish Cox	CB	6-0	190	29	6	Oklahoma State	Waco, Texas	UFA (SF)-'15
21	Da'Norris Searcy	S	5-11	207	27	6	North Carolina	Decatur, Ga.	UFA (BUF)-'15
22	Derrick Henry	RB	6-3	247	22	R	Alabama	Yulee, Fla.	D2c-'16
23	Brice McCain	CB	5-9	190	29	8	Utah	Terrell, Texas	FA-'16
24	Daimion Stafford	S	6-1	218	25	4	Nebraska	Riverside, Calif.	D7-'13
25	Rashad Johnson	S	5-11	204	30	8	Alabama	Sulligent, Ala.	UFA (ARI)-'16
26	Antonio Andrews	RB	5-10	225	24	3	Western Kentucky	Fort Campbell, Ky.	FA-'14
28	Cody Riggs	CB	5-9	187	24	2	Notre Dame	Pembroke Pines, Fla.	FA-'15
29	DeMarco Murray	RB	6-1	220	28	6	Oklahoma	Las Vegas, Nev.	T (PHI)-'16
30	Jason McCourty	CB	6-0	193	29	8	Rutgers	Nyack, N.Y.	D6a-'09
31	Kevin Byard	S	5-11	212	23	R	Middle Tennessee State	Lithonia, Ga.	D3-'16
35	Curtis Riley	DB	6-0	190	24	2	Fresno State	Orlando, Fla.	FA-'15
36	LeShaun Sims	CB	6-0	203	23	R	Southern Utah	Las Vegas, Nev.	D5b-'16
45	Jalston Fowler	FB	5-11	254	26	2	Alabama	Mobile, Ala.	D4b-'15
47	Valentino Blake	CB	5-9	198	26	5	Texas El-Paso	Missouri City, Texas	UFA (PIT)-'16
48	Beau Brinkley	LS	6-4	260	26	5	Missouri	Kearney, Mo.	FA-'12
50	Nate Palmer	LB	6-2	248	27	4	Illinois State	Chicago, Ill.	W (GB)-'16
51	David Bass	OLB	6-4	256	26	4	Missouri Western State	St. Louis, Mo.	W (CHI)-'15
52	Aaron Wallace	OLB	6-2	242	23	R	UCLA	San Diego, Calif.	D7a-'16
54	Avery Williamson	LB	6-1	246	24	3	Kentucky	Milan, Tenn.	D5-'14
55	Sean Spence	LB	5-11	231	26	5	Miami (Fla.)	Miami, Fla.	UFA (PIT)-'16
59	Wesley Woodyard	LB	6-0	233	30	9	Kentucky	LaGrange, Ga.	UFA (DEN)-'14
60	Ben Jones	C	6-3	308	27	5	Georgia	Brent, Ala.	UFA (HOU)-'16
62	Brian Schwenke	C	6-3	318	25	4	California	Oceanside, Calif.	D4-'13
64	Josh Kline	G	6-3	300	26	4	Kent State	Mason, Ohio	W (NE)-'16
67	Quinton Spain	G	6-4	330	25	2	West Virginia	Petersburg, Va.	FA-'15
71	Dennis Kelly	G/T	6-8	321	26	5	Purdue	Chicago Heights, Ill.	T (PHI)-'16
77	Taylor Lewan	T	6-7	309	25	3	Michigan	Cave Creek, Ariz.	D1-'14
78	Jack Conklin	T	6-6	308	22	R	Michigan State	Plainwell, Mich.	D1-'16
79	Sebastian Tretola	G	6-4	314	24	R	Arkansas	San Bernardino, Calif.	D6-'16
80	Anthony Fasano	TE	6-4	255	32	11	Notre Dame	Verona, N.J.	FA-'15
82	Delanie Walker	TE	6-2	248	32	11	Central Missouri	Pomona, Calif.	UFA (SF)-'13
83	Harry Douglas	WR	6-0	183	32	9	Louisville	Jonesboro, Ga.	FA-'15
87	Marc Mariani	WR	6-1	190	29	7	Montana	Havre, Mont.	FA-'16
88	Jace Amaro	TE	6-5	265	24	3	Texas Tech	San Antonio, Texas	W (NYJ)-'16
89	Phillip Supernaw	TE	6-5	248	26	3	Ouachita Baptist	Katy, Texas	FA-'15
90	DaQuan Jones	DL	6-4	322	24	3	Penn State	Johnson City, N.Y.	D4a-'14
91	Derrick Morgan	OLB	6-4	261	27	7	Georgia Tech	Coatesville, Pa.	D1-'10
93	Kevin Dodd	OLB	6-5	277	24	R	Clemson	Greenville, S.C.	D2a-'16
94	Austin Johnson	DL	6-4	314	22	R	Penn State	Galloway, N.J.	D2b-'16
95	Angelo Blackson	DE	6-4	318	23	2	Auburn	Wilmington, Del.	D4a-'15
96	Al Woods	DL	6-4	307	29	7	Louisiana State	Elton, La.	UFA (PIT)-'14
97	Karl Klug	DL	6-3	278	28	6	Iowa	Caledonia, Minn.	D5-'11
98	Brian Orakpo	OLB	6-4	257	30	8	Texas	Houston, Texas	UFA (WAS)-'15
99	Jurrell Casey	DT	6-1	305	26	6	Southern California	Long Beach, Calif.	D3-'11

PRACTICE SQUAD (10):

11	Alex Tanney	QB	6-4	220	28	2	Monmouth (Ill.)	Lexington, Ill.	FA-'15
17	Jonathan Krause	WR	5-11	190	24	1	Vanderbilt	Snellville, Ga.	FA-'16
32	David Fluellen	RB	5-11	224	24	1	Toledo	Lockport, N.Y.	FA-'15
37	Kalan Reed	CB	5-11	192	22	R	Southern Mississippi	Birmingham, Ala.	D7b-'16
57	Justin Staples	LB	6-4	245	26	3	Illinois	Cleveland, Ohio	FA-'14
61	Karim Barton	G	6-3	313	24	1	Morgan State	Los Angeles, Calif.	FA-'16
68	Tyler Marz	T	6-7	316	24	R	Wisconsin	Springfield, Minn.	FA-'16
75	Antwaun Woods	NT	6-1	318	23	R	Southern California	Los Angeles, Calif.	FA-'16
84	Jerome Cunningham	TE	6-3	250	25	2	Southern Connecticut State	Waterbury, Conn.	W (NYJ)-'16
92	Mehdi Abdesmad	DE	6-6	284	25	R	Boston College	Montreal, Quebec	FA-'16

RESERVE/INJURED (4):

23	Bennett Okotcha	CB	6-0	195	23	R	Texas-San Antonio	Coppell, Texas	FA-'16
66	Josue Matias	G/T	6-5	309	23	1	Florida State	Union City, N.J.	FA-'15
70	Chance Warmack	G	6-2	323	25	4	Alabama	Atlanta, Ga.	D1-'13
76	Byron Bell	T/G	6-5	340	27	6	New Mexico	Greenville, Texas	UFA (CAR)-'15

Active Roster Count: 52
As of Nov. 6, 2016

HEAD COACH: MIKE MULARKEY

ASSISTANT COACHES: DICK LeBEAU (assistant head coach/defensive coordinator), TERRY ROBISKIE (offensive coordinator), BRANDON BLANEY (defensive asst.), BOB BRATKOWSKI (wide receivers), SYLVESTER CROOM (running backs), NICK EASON (defensive line), RUSS GRIMM (offensive line), STEVE HOFFMAN (special teams asst.), STEVE JACKSON (asst. secondary), JASON MICHAEL (quarterbacks), ARTHUR SMITH (tight ends), LOU SPANOS (linebackers), LUKE STECKEL (offensive asst.), MIKE SULLIVAN (asst. offensive line), DESHEA TOWNSEND (secondary), JASON TUCKER (asst. wide receivers), STEVE WATTERSON (assistant head coach/strength and conditioning), KEITH WILLIS (asst. defensive line)

HOW ACQUIRED KEY: FA (free agent), UFA (unrestricted free agent), RFA (restricted free agent), D (draft pick), W (waivers), T (trade)

GAME PREVIEW

TEAM NOTES

PLAYER NOTES

MEDIA

STATISTICS

ROSTERS



TENNESSEE
TITANS

**MIKE MULARKEY
TRANSCRIPT**

TITANS HEAD COACH MIKE MULARKEY PRESS CONFERENCE TRANSCRIPT

Nov. 7, 2016

(opening statement)

I'll start out with a little injury update with Derrick (Henry). He had an MRI and it shows a strain of the calf. That's kind of an injury that a lot of it's pain tolerance. It could be a day up to it a couple weeks. We'll monitor that as we go. Quinton Spain we're hoping to get back here, ease him into practice on Wednesday. Game status, not sure, but he's coming along very good. We expect Rashad Johnson to be back this week, as well, for the game.

(on if he has spoken with the league about penalties from the game)

I have. I did—just very frustrated with some things, especially the second-half drive where they came back. I turned in 11 of their 15 plays that I thought could have been officiated better, 11 plays out of 15.

(on if he talked to the league about the penalty on third-and-one at the goal line)

Where the receiver fell down? Yes. He stumbled, he did stumble. Yeah, that and the tight end slinging (Sean) Spence down to the ground. Really, they were the only two players in the middle of the field. Everybody else was outside the numbers. I'm not sure how that was missed, but that was a big play. That was a very big play, as all of them are. That was a big play. But, again, I'm not using that as an excuse for the loss yesterday by any means.

(on if he is discouraged by the slow starts in the losses or encouraged by the team's ability to fight back)

I'm encouraged by it. I think it says a lot about our football team. Again, I've been on a lot of different teams, playing and coaching, that especially when you turn the ball over and for a score, I've seen a lot of teams not come back from that. It is very devastating when that happens, and this team has not done that. I said that to them this morning. I'm very encouraged by it. We don't want to be falling behind, but we also have the ability to come back and take a lead. Nobody flinched, nobody panicked, nobody quit, and that's the heart of this football team.

(on if it is bad luck that five of the Titans' turnovers have been returned for touchdowns)

No, I've thought of it myself at times that the ball has bounced a lot of times right to them. You don't want to have turnovers. You never want to have a turnover, the biggest No. 1 dictator of wins and losses in the NFL every week. But it has, the ball has not bounced—especially these fumbles—they've bounced to those guys and they've taken advantage of it. They've gone untouched, basically, running into the end zone. It hasn't been like they've made great plays. It's been free runs.

(on what the coaches say to Marcus Mariota to help him improve ball security)

We work with him daily on it. We talk about it. We talked about it Saturday night about our ball security and making good decisions with the football. Running with it is something we've got—again, it's just stressing it, and I guess we have to take some bad experiences to maybe emphasize it like we've had. But he knows more than anybody what he's got to do when he turns up, and he's got to do a good job of getting that thing high and tight and put it away.

(on how Marcus Mariota played, apart from his turnovers)

I would say one of his better games yesterday, with the exception of the turnovers. What he did, some of those throws he made were extremely good, starting from the first play of the game where we had a tight throw to the sideline on an out route with him moving out of the pocket, which Delanie (Walker) dropped. The touchdown to Delanie was just threaded through a needle. Really, with our no-huddle

segment we were in, numerous times he put us in the right position, made a lot of throws, go to the right guy. I think, over the last five weeks, he's played very well, I really do. I am very encouraged by it.

(on if Marcus Mariota's turnovers are a result of him trying to make a play)

Well, he's very potent when he runs the football. You saw that on the draw. You don't want to start taking back some things because of his issues with the turnovers. He's got to understand he's got to do a better job with the ball in his hands. We're not going to cut back on the runs with him. We can help him. I'm going to say this on the first turnover, the corner made a very good play. Delanie (Walker) was open, looked open, and he made a good play falling off the in cut. Like I said yesterday, Kendall's (Wright) got to come down on that route. He's got to come downhill. He's got to stay friendly to the football. That ball should not be intercepted if it's run right.

(on Marcus Mariota's fumbles being an ongoing issue from last season)

Yes, he's well aware of it. He had 10 last year. We, obviously, went into the offseason stressing it. We're not going to change our belief in the way we're trying to teach him how to put it away. We're not going to become less aggressive with him running the football. We feel good about him. He is such a threat. But he knows. Again, I tell him, Jason Michael tells him, Terry Robiskie tells him. He's got to do a better job, period.

(on staying patient as a coach when trying to develop a player)

Look, he's 23. He just turned 23. I think he's started 21 games now. He's doing OK in a lot of areas. That's one area that he needs to do better in. I mean, if there's one area—obviously, it's a critical area and it's been an issue for us in these losses—but he does a lot of really good things, and I'm glad he's our quarterback. There's no question about it. At the end of the day, I'm glad he's our guy behind center.

(on if the coaches want Marcus Mariota to run the football to limit his pass attempts)

Yeah, I mean we want to be able to do that. But the one thing I liked about yesterday, we struggled early running the ball and we got into a mode with the no-huddle—which, again, is primarily throwing the football when we got into it—and I think we showed that we're capable of putting points on the board without having to run the football. That was a statement by our offense to say there is different ways that we can be effective scoring. We had the ball for only 23 minutes with 35 points on the board. Can't give them 17 points, but we can do it in many ways of moving the football.

(on if he talked to the Titans scouts about what they saw from Marcus Mariota's fumbles in college)

I did not talk to them. No, I did not do that.

(on if Tajae Sharpe took a step forward against the Chargers)

Yes, he did. He made some plays for us. He did make some plays for us, I will say that. He still has room to work. Some of those routes were not deep enough. We need to get the right depths, we need to line up in the right play—those are things we still are working on—but he made some plays for us yesterday, without question. That route on the two-minute drill was a big-time play because he was in the right spot, and that's important, especially on those deeper throws, timing throws.

(on what allowed the offense to have success going no-huddle in the middle of the game, not just in a two-minute scenario)

Really, the coverage. They have struggled against the passing game more than they have against the run. Going into that game, we knew that, but we also thought Marcus (Mariota) was really pretty on-task with it yesterday. We felt like, at the time, they were on their heels when we came out. That was a great drive by our offense and him with no timeouts to get the score, come back and see if they can stop it another time.

(on if the offense will run the no-huddle offense more due to its success against the Chargers)

We always have it, and it's always there for a number of reasons. If we are not moving it effectively—maybe it's a change of tempo to get us into a groove—there's a variety of reasons. It's another way to attack a defense. Like I said, we've been in our no-huddle earlier and been effective and not effective and gotten out of it because of that. We know we have that weapon. They do too.

(on if Antonio Andrews will play in Derrick Henry's place if he is out this week)

Well, I think yesterday you saw Antonio (Andrews) play the role of Derrick (Henry) when we went to the two backs. Again, a little bit of the package was eliminated when Derrick was not able to play. We'll make that decision. Again, he may practice Wednesday. He may be out for two weeks. It's really going to depend on how he progresses and the pain.

(on what has made Rishard Matthews consistent in the last month)

Making plays, really making some plays for us and being in the right place. The trust factor is going up with our quarterback. He definitely is making some throws and trusting that he is going to come down. He didn't make the catch on an earlier one, a few snaps earlier, and he didn't even hesitate, came right back to him on a contested throw and made a great play. Both of them made a great play for that touchdown.

(on what the Chargers did to have success in the run game with Melvin Gordon)

They ran the ball very effectively for a lot of reasons. They did a good job up front of blocking our guys. I'd say we were sloppy in our techniques up front. We call them technique errors. I call them errors, not being in the right place. And our tackling could be better. The mix of everything is not a good combination when you've got a running back like that. It really hurt us on that last drive.

(on if he is frustrated by the defense's inability to create turnovers)

Boy, we talk about it a lot. I know they're trying. We talk about it constantly. It's on our boards, it's emphasized in practices, it's emphasized in here, it's emphasized in headsets because I'm on the defensive calls, I hear it. I know we're trying to do it. Again, I don't know any other way. Some teams have to make some mistakes, as well. Now you're playing against Philip Rivers who doesn't make a lot of mistakes.

(on Kevin Byard's performance against the Chargers)

Yeah, I thought he played very well. I mean, the last play, he had a chance to make the stop on third-and-seven, but other than that, he did a lot of good things for us.

(on where Kevin Byard's improvement is showing)

He's very instinctive. He plays hard. I think he's always around the football. He broke up some of the quick screens to the receivers yesterday—very instinctive on knowing and being aware that it was coming and then blowing it up.

(on the Chargers having success in the run game on draw plays)

Right, there's no question about that. That's, again, some of the sloppy techniques. You've got to know down-and-distance. You've got to know it's first-and-15, first-and-18, whatever the case when they ran a couple of those draws. There is a difference in the rush when it's first down and second down. It bit us because now you're in different lanes, there's free gaps open. Again, you give that back some open space, he's a hard guy to tackle. It is different, and we were not good with that yesterday.

(on why the Chargers had early success with quick slant routes)

Well, a lot of it was play action. If you watched him, he gave a flash fake to the back and they had somebody pulling. If you fall for it, as we did, it sucks up the underneath coverage which makes a wide open window to throw that slant in there. We fell for it a couple times because we were overly aggressive trying to stop the run.

(on if a linebacker in downfield coverage is a result of getting caught)

A little bit getting caught. One was a good scheme. They took the back from the opposite side of where (Kevin) Dodd was and they scouted him. We free-released him across the formation, across the quarterback. He's got to be aware of that happening. He is if he's aligned there pre-snap, but, again, it's a little difficult when you're in a three-point of watching that from the backside. He's got to be aware of that. Again, that's a young player learning on the run here, but that was one of the cases that we got caught, yes.

(on Delanie Walker's health after the game)

Very good. Very pleased with him. He's a tough competitor and came through, and we'll probably monitor him like we have been the last few weeks just to make sure he's ready to go for Green Bay.

(on the challenges of facing Aaron Rodgers and the Green Bay offense)

Pretty challenging, yeah. They have some weapons there that he's played with for a long time. They want to throw the football. They're averaging 40 passes a game. That's how they want to attack you, and they've got the people to do it.

(on spending time at the military base on Saturday before the Chargers game)

It was great. It was a Marine training facility. We had the chance to work out on their field and have a lot of the Marine families out to watch us. A number of the players and coaches went back in the afternoon to watch them put many of the young Marines through an obstacle course that you've seen on TV, but they got to see it up close and personal with the drill sergeants giving them a little bit of their own. It was pretty interesting, but when they came back, they said it would have been a great team function to see how these guys are trained for what they do and why they're as good as they are.

(on if there were Titans fans among the military personnel and families)

Yeah, it was a good turnout. We had a lot of fans there. It was really good to see. We had a lot of fans at the game, which was great to see.

(on if he still thinks traveling to San Diego a day early was the right decision)

I liked going out there early. I thought there was a lot more positives about it. I would do that again.



TENNESSEE
TITANS

**GAME-BY-GAME
STATISTICS**

2016 TENNESSEE TITANS GAME-BY-GAME INDIVIDUAL LEADERS

Date	Opp	PASSING YDS.	RUSHING YDS.	RUSHING ATT.	RECEPTIONS	RECEIVING YDS.	TACKLES *	SACKS	INTERCEPTIONS
09/11/16	Min	M.Mariota (279)	D.Murray (42)	D.Murray (13)	T.Sharpe (7)	T.Sharpe (76)	A.Williamson (10)	None	None
09/18/16 @	Det	M.Mariota (238)	D.Murray (89)	D.Murray (12)	D.Murray (7)	D.Walker (83)	A.Williamson (11)	B.Orakpo (2)	P.Cox (1)
09/25/16	Oak	M.Mariota (214)	D.Murray (114)	D.Murray (16)	D.Murray (5)	J.Amaro (59)	A.Williamson (13)	B.Orakpo (1)	A.Williamson (1)
10/02/16 @	Hou	M.Mariota (202)	D.Murray (95)	D.Murray (25)	A.Johnson (3)	R.Matthews (82)	A.Williamson (15)	B.Orakpo (1)	J.McCourty & P.Cox (1)
10/09/16 @	Mia	M.Mariota (163)	D.Murray (121)	D.Murray (27)	D.Murray & D.Walker (5)	D.Walker (66)	B.Orakpo, S.Spence & A.Williamson (8)	J.Casey, D.Morgan & B.Orakpo (2)	J.McCourty & D.Stafford (1)
10/16/16	Cle	M.Mariota (284)	D.Murray (65)	D.Murray (21)	K.Wright (8)	K.Wright (133)	A.Williamson (10)	J.Casey, D.Morgan, B.Orakpo, S.Spence, A.Williamson & W.Woodyard (1)	None
10/23/16	Ind	M.Mariota (232)	D.Murray (107)	D.Murray (25)	D.Walker (7)	D.Walker (84)	A.Williamson (9)	D.Morgan (1.5)	None
10/27/16	Jax	M.Mariota (270)	D.Murray (123)	D.Murray (21)	D.Henry, R.Matthews, D.Walker & K.Wright (4)	K.Wright (84)	J.McCourty & A.Williamson (8)	D.Morgan & A.Williamson (1)	None
11/06/16 @	SD	M.Mariota (313)	D.Murray (51)	D.Murray (14)	D.Murray (7)	K.Wright (64)	K.Byard, A.Williamson & W.Woodyard (10)	W.Woodyard (1)	None
11/13/16	GB								
11/20/16 @	Ind								
11/27/16 @	Chi								
12/11/16	Den								
12/18/16 @	KC								
12/24/16 @	Jax								
01/01/17	Hou								

* Titans tackles from coaches' tally

2016 OPPONENTS GAME-BY-GAME INDIVIDUAL LEADERS

Date	Opp	PASSING YDS.	RUSHING YDS.	RUSHING ATT.	RECEPTIONS	RECEIVING YDS.	TACKLES *	SACKS	INTERCEPTIONS
09/11/16	Min	S.Hill (236)	A.Peterson (31)	A.Peterson (19)	S.Diggs (7)	S.Diggs (103)	T.Waynes (10)	L.Joseph & D.Hunter (1)	E.Kendricks (1)
09/18/16 @	Det	M.Stafford (260)	A.Abdullah (38)	T.Riddick (11)	M.Jones (8)	M.Jones (118)	T.Whitehead (10)	D.Taylor (1.5)	G.Quin (1)
09/25/16	Oak	D.Carr (249)	D.Washington (57)	L.Murray (10)	M.Crabtree (8)	M.Crabtree (102)	K.Joseph (10)	D.Autry (1)	R.Nelson & S.Smith (1)
10/02/16 @	Hou	B.Osweiler (254)	L.Miller (82)	L.Miller (19)	W.Fuller (7)	W.Fuller (81)	B.McKinney (9)	J.Clowney (1)	Q.Demps (1)
10/09/16 @	Mia	R.Tannehill (191)	J.Ajayi (42)	J.Ajayi (13)	J.Landry (3)	D.Parker (70)	K.Alonso (12)	None	None
10/16/16	Cle	C.Kessler (336)	D.Johnson (18)	I.Crowell (9)	T.Pryor (9)	T.Pryor (75)	B.Boddy-Calhoun & D.Davis (7)	E.Ogbah & D.Shelton (1)	T.Williams (1)
10/23/16	Ind	A.Luck (353)	F.Gore (61)	F.Gore (17)	J.Doyle (9)	T.Hilton (133)	D.Jackson (9)	A.Ayers, T.McGill & E.Walden (1)	None
10/27/16	Jax	B.Bortles (337)	B.Bortles (22)	B.Bortles & C.Ivory (4)	A.Hurns (7)	A.Hurns (98)	T.Smith (15)	None	None
11/06/16 @	SD	P.Rivers (275)	M.Gordon (196)	M.Gordon (32)	D.Inman & Ty.Williams (6)	A.Gates (75)	K.Toomer (9)	None	B.Flowers & C.Hayward (1)
11/13/16	GB								
11/20/16 @	Ind								
11/27/16 @	Chi								
12/11/16	Den								
12/18/16 @	KC								
12/24/16 @	Jax								
01/01/17	Hou								

* Opponents tackles from press box stats

2016 TENNESSEE TITANS INDIVIDUAL GAME-BY-GAME PASSING STATISTICS

MATT CASSEL

Date	Opp	W-L	GP / GS	PASSING												
				Att	Cmp	Pct	Yds	Yd/Att	TD	TD%	Int	Int%	Lg	Sk	Yds	Rat
09/11/16	Min	L	DNP	0	0	-	0	-	0	-	0	-	0	0	0	-
09/18/16	@ Det	W	p	0	0	-	0	-	0	-	0	-	0	0	0	-
09/25/16	Oak	L	DNP	0	0	-	0	-	0	-	0	-	0	0	0	-
10/02/16	@ Hou	L	DNP	0	0	-	0	-	0	-	0	-	0	0	0	-
10/09/16	@ Mia	W	DNP	0	0	-	0	-	0	-	0	-	0	0	0	-
10/16/16	Cle	W	DNP	0	0	-	0	-	0	-	0	-	0	0	0	-
10/23/16	Ind	L	DNP	0	0	-	0	-	0	-	0	-	0	0	0	-
10/27/16	Jax	W	p	1	1	100.0	10	10.0	0	0.0	0	0.0	10	0	0	108.3
11/06/16	@ SD	L	DNP	0	0	-	0	-	0	-	0	-	0	0	0	-
Totals		4-5	2 / 0	1	1	100.0	10	10.0	0	0.0	0	0.0	10	0	0	108.3

MARCUS MARIOTA

Date	Opp	W-L	GP / GS	PASSING												
				Att	Cmp	Pct	Yds	Yd/Att	TD	TD%	Int	Int%	Lg	Sk	Yds	Rat
09/11/16	Min	L	S	41	25	61.0	271	6.6	2	4.9	1	2.4	29	2	19	86.5
09/18/16	@ Det	W	S	33	25	75.8	238	7.2	2	6.1	1	3.0	32	3	14	102.8
09/25/16	Oak	L	S	33	17	51.5	214	6.5	0	0.0	2	6.1	26	1	2	46.8
10/02/16	@ Hou	L	S	29	13	44.8	202	7.0	0	0.0	1	3.4	60	1	6	54.1
10/09/16	@ Mia	W	S	29	20	69.0	163	5.6	3	10.3	0	0.0	29	0	0	117.5
10/16/16	Cle	W	S	24	17	70.8	284	11.8	3	12.5	1	4.2	48t	2	14	132.6
10/23/16	Ind	L	S	37	22	59.5	232	6.3	2	5.4	0	0.0	26	3	25	95.8
10/27/16	Jax	W	S	22	18	81.8	270	12.3	2	9.1	0	0.0	47	0	0	148.1
11/06/16	@ SD	L	S	43	27	62.8	313	7.3	3	7.0	2	4.7	48	0	0	88.6
Totals		4-5	9 / 9	291	184	63.2	2187	7.5	17	5.8	8	2.7	60	12	80	94.1

ALEX TANNEY

Date	Opp	W-L	GP / GS	PASSING												
				Att	Cmp	Pct	Yds	Yd/Att	TD	TD%	Int	Int%	Lg	Sk	Yds	Rat
09/11/16	Min	L	IA	0	0	-	0	-	0	-	0	-	0	0	0	-
Totals		0-1	0 / 0	0	0	-	0	-	0	-	0	-	0	0	0	-

Other passers: (none)

2016 TENNESSEE TITANS INDIVIDUAL GAME-BY-GAME RUSHING STATISTICS

ANTONIO ANDREWS (RB)								JALSTON FOWLER (FB)							
Date	Opp	GP / GS	RUSHING					Date	Opp	GP / GS	RUSHING				
			Att	Yds	Avg	Lg	TD				Att	Yds	Avg	Lg	TD
09/11/16	Min	p	0	0	-	0	0	09/11/16	Min	S	0	0	-	0	0
09/18/16	@ Det	p	0	0	-	0	0	09/18/16	@ Det	S	0	0	-	0	0
09/25/16	Oak	p	0	0	-	0	0	09/25/16	Oak	S	0	0	-	0	0
10/02/16	@ Hou	p	0	0	-	0	0	10/02/16	@ Hou	p	0	0	-	0	0
10/09/16	@ Mia	p	0	0	-	0	0	10/09/16	@ Mia	p	0	0	-	0	0
10/16/16	Cle	p	0	0	-	0	0	10/16/16	Cle	p	0	0	-	0	0
10/23/16	Ind	p	0	0	-	0	0	10/23/16	Ind	p	0	0	-	0	0
10/27/16	Jax	p	0	0	-	0	0	10/27/16	Jax	p	0	0	-	0	0
11/06/16	@ SD	p	2	15	7.5	9	0	11/06/16	@ SD	p	0	0	-	0	0
2016 Totals:		9 / 0	2	15	7.5	9	0	2016 Totals:		9 / 3	0	0	-	0	0

DERRICK HENRY (RB)								MARCUS MARIOTA (QB)							
Date	Opp	GP / GS	RUSHING					Date	Opp	GP / GS	RUSHING				
			Att	Yds	Avg	Lg	TD				Att	Yds	Avg	Lg	TD
09/11/16	Min	S	5	3	0.6	5	0	09/11/16	Min	S	4	19	4.8	10	0
09/18/16	@ Det	p	9	40	4.4	9	0	09/18/16	@ Det	S	2	11	5.5	6	0
09/25/16	Oak	p	10	45	4.5	13	0	09/25/16	Oak	S	3	22	7.3	9	0
10/02/16	@ Hou	p	3	9	3.0	6	0	10/02/16	@ Hou	S	4	20	5.0	9	0
10/09/16	@ Mia	S	7	54	7.7	22	0	10/09/16	@ Mia	S	7	60	8.6	21	1
10/16/16	Cle	p	2	7	3.5	4	0	10/16/16	Cle	S	7	64	9.1	41	0
10/23/16	Ind	p	1	3	3.0	3	0	10/23/16	Ind	S	2	14	7.0	14	0
10/27/16	Jax	p	16	60	3.8	15	1	10/27/16	Jax	S	3	11	3.7	7	0
11/06/16	@ SD	DNP	0	0	-	0	0	11/06/16	@ SD	S	3	14	4.7	14t	1
2016 Totals:		8 / 2	53	221	4.2	22	1	2016 Totals:		9 / 9	35	235	6.7	41	2

DEMARCO MURRAY (RB)							
Date	Opp	GP / GS	RUSHING				
			Att	Yds	Avg	Lg	TD
09/11/16	Min	S	13	42	3.2	12	0
09/18/16	@ Det	S	12	89	7.4	67	0
09/25/16	Oak	S	16	114	7.1	36	1
10/02/16	@ Hou	S	25	95	3.8	14	2
10/09/16	@ Mia	S	27	121	4.5	14	0
10/16/16	Cle	S	21	65	3.1	16	1
10/23/16	Ind	S	25	107	4.3	14	1
10/27/16	Jax	S	21	123	5.9	22	1
11/06/16	@ SD	S	14	51	3.6	13	1
2016 Totals:		9 / 9	174	807	4.6	67	7

Other rushers: Tajae Sharpe (1 for 1 yard vs. CLE, 10/16)

2016 TENNESSEE TITANS INDIVIDUAL GAME-BY-GAME RECEIVING STATISTICS

JACE AMARO (TE)

Date	Opp	GP / GS	RECEIVING				
			No	Yds	Avg	Lg	TD
09/11/16	Min	IA	0	0	-	0	0
09/18/16	@ Det	IA	0	0	-	0	0
09/25/16	Oak	p	3	59	19.7	26	0
10/02/16	@ Hou	p	0	0	-	0	0
10/09/16	@ Mia	IA	0	0	-	0	0
10/16/16	Cle	IA	0	0	-	0	0
10/23/16	Ind	IA	0	0	-	0	0
10/27/16	Jax	IA	0	0	-	0	0
11/06/16	@ SD	IA	0	0	-	0	0
2016 Totals:		2 / 0	3	59	19.7	26	0

ANTONIO ANDREWS (RB)

Date	Opp	GP / GS	RECEIVING				
			No	Yds	Avg	Lg	TD
09/11/16	Min	p	0	0	-	0	0
09/18/16	@ Det	p	0	0	-	0	0
09/25/16	Oak	p	0	0	-	0	0
10/02/16	@ Hou	p	0	0	-	0	0
10/09/16	@ Mia	p	0	0	-	0	0
10/16/16	Cle	p	0	0	-	0	0
10/23/16	Ind	p	0	0	-	0	0
10/27/16	Jax	p	0	0	-	0	0
11/06/16	@ SD	p	0	0	-	0	0
2016 Totals:		9 / 0	0	0	-	0	0

HARRY DOUGLAS (WR)

Date	Opp	GP / GS	RECEIVING				
			No	Yds	Avg	Lg	TD
09/11/16	Min	p	2	21	10.5	16	0
09/18/16	@ Det	p	0	0	-	0	0
09/25/16	Oak	p	2	20	10.0	25	0
10/02/16	@ Hou	IA	0	0	-	0	0
10/09/16	@ Mia	IA	0	0	-	0	0
10/16/16	Cle	IA	0	0	-	0	0
10/23/16	Ind	IA	0	0	-	0	0
10/27/16	Jax	IA	0	0	-	0	0
11/06/16	@ SD	p	2	48	24.0	27	0
2016 Totals:		4 / 0	6	89	14.8	27	0

ANTHONY FASANO (TE)

Date	Opp	GP / GS	RECEIVING				
			No	Yds	Avg	Lg	TD
09/11/16	Min	p	0	0	-	0	0
09/18/16	@ Det	S	1	1	1.0	1	0
09/25/16	Oak	p	0	0	-	0	0
10/02/16	@ Hou	p	0	0	-	0	0
10/09/16	@ Mia	S	1	10	10.0	10	0
10/16/16	Cle	S	1	15	15.0	15t	1
10/23/16	Ind	S	1	10	10.0	10	0
10/27/16	Jax	S	0	0	-	0	0
11/06/16	@ SD	S	1	9	9.0	9	0
2016 Totals:		9 / 6	5	45	9.0	15t	1

JALSTON FOWLER (FB)

Date	Opp	GP / GS	RECEIVING				
			No	Yds	Avg	Lg	TD
09/11/16	Min	S	0	0	-	0	0
09/18/16	@ Det	S	0	0	-	0	0
09/25/16	Oak	S	1	14	14.0	14	0
10/02/16	@ Hou	p	0	0	-	0	0
10/09/16	@ Mia	p	0	0	-	0	0
10/16/16	Cle	p	0	0	-	0	0
10/23/16	Ind	p	0	0	-	0	0
10/27/16	Jax	p	0	0	-	0	0
11/06/16	@ SD	p	0	0	-	0	0
2016 Totals:		9 / 3	1	14	14.0	14	0

DERRICK HENRY (RB)

Date	Opp	GP / GS	RECEIVING				
			No	Yds	Avg	Lg	TD
09/11/16	Min	S	2	41	20.5	29	0
09/18/16	@ Det	p	1	9	9.0	9	0
09/25/16	Oak	p	0	0	-	0	0
10/02/16	@ Hou	p	0	0	-	0	0
10/09/16	@ Mia	S	0	0	-	0	0
10/16/16	Cle	p	2	20	10.0	12	0
10/23/16	Ind	p	0	0	-	0	0
10/27/16	Jax	p	4	37	9.3	15	0
11/06/16	@ SD	DNP	0	0	-	0	0
2016 Totals:		8 / 2	9	107	11.9	29	0

ANDRE JOHNSON (WR)

Date	Opp	GP / GS	RECEIVING				
			No	Yds	Avg	Lg	TD
09/11/16	Min	p	3	30	10.0	16	0
09/18/16	@ Det	p	1	9	9.0	9t	1
09/25/16	Oak	p	0	0	-	0	0
10/02/16	@ Hou	S	3	33	11.0	20	0
10/09/16	@ Mia	S	2	13	6.5	8	1
10/16/16	Cle	S	0	0	-	0	0
10/23/16	Ind	S	0	0	-	0	0
10/27/16	Jax	p	0	0	-	0	0
11/06/16	@ SD				Retired		
2016 Totals:		8 / 4	9	85	9.4	20	2

MARC MARIANI (WR)

Date	Opp	GP / GS	RECEIVING				
			No	Yds	Avg	Lg	TD
09/11/16	Min	p	0	0	-	0	0
09/18/16	@ Det	p	0	0	-	0	0
09/25/16	Oak	p	0	0	-	0	0
10/02/16	@ Hou	p	0	0	-	0	0
10/09/16	@ Mia	p	0	0	-	0	0
10/16/16	Cle	p	0	0	-	0	0
10/23/16	Ind	p	0	0	-	0	0
10/27/16	Jax	p	0	0	-	0	0
11/06/16	@ SD	p	0	0	-	0	0
2016 Totals:		9 / 0	0	0	-	0	0

RISHARD MATTHEWS (WR)

Date	Opp	GP / GS	RECEIVING				
			No	Yds	Avg	Lg	TD
09/11/16	Min	p	3	26	8.7	11	0
09/18/16	@ Det	S	4	40	10.0	20	0
09/25/16	Oak	S	3	32	10.7	14	0
10/02/16	@ Hou	p	2	82	41.0	60	0
10/09/16	@ Mia	p	4	32	8.0	11	1
10/16/16	Cle	p	3	70	23.3	43	1
10/23/16	Ind	p	4	37	9.3	20	0
10/27/16	Jax	S	4	38	9.5	16	1
11/06/16	@ SD	p	6	63	10.5	16t	2
2016 Totals:		9 / 3	33	420	12.7	60	5

TRE MCBRIDE (WR)

Date	Opp	GP / GS	RECEIVING				
			No	Yds	Avg	Lg	TD
09/11/16	Min						
09/18/16	@ Det						
09/25/16	Oak						
10/02/16	@ Hou						
10/09/16	@ Mia						
10/16/16	Cle						
10/23/16	Ind						
10/27/16	Jax						
11/06/16	@ SD	IA	0	0	-	0	0
2016 Totals:		0 / 0	0	0	-	0	0

2016 TENNESSEE TITANS INDIVIDUAL GAME-BY-GAME RECEIVING STATISTICS

DEMARCO MURRAY (RB)

RECEIVING								RECEIVING							
Date	Opp	GP / GS	No	Yds	Avg	Lg	TD	Date	Opp	GP / GS	No	Yds	Avg	Lg	TD
09/11/16	Min	S	5	35	7.0	14	2	09/11/16	Min	S	7	76	10.9	17	0
09/18/16	@ Det	S	7	56	8.0	22	0	09/18/16	@ Det	S	4	33	8.3	12	0
09/25/16	Oak	S	5	41	8.2	16	0	09/25/16	Oak	S	3	48	16.0	23	0
10/02/16	@ Hou	S	2	24	12.0	14	0	10/02/16	@ Hou	S	2	15	7.5	10	0
10/09/16	@ Mia	S	5	16	3.2	7	0	10/09/16	@ Mia	S	2	17	8.5	9	0
10/16/16	Cle	S	0	0	-	0	0	10/16/16	Cle	p	0	0	-	0	0
10/23/16	Ind	S	3	20	6.7	13	0	10/23/16	Ind	p	4	59	14.8	21	0
10/27/16	Jax	S	1	5	5.0	5	0	10/27/16	Jax	p	1	11	11.0	11	0
11/06/16	@ SD	S	7	29	4.1	10	0	11/06/16	@ SD	p	4	58	14.5	29	0
2016 Totals:		9 / 9	35	226	6.5	22	2	2016 Totals:		9 / 5	27	317	11.741	29	0

TAJAE SHARPE (WR)

PHILLIP SUPERNAW (TE)

RECEIVING								RECEIVING							
Date	Opp	GP / GS	No	Yds	Avg	Lg	TD	Date	Opp	GP / GS	No	Yds	Avg	Lg	TD
09/11/16	Min	p	0	0	-	0	0	09/11/16	Min	S	3	42	14.0	26	0
09/18/16	@ Det	p	1	7	7.0	7	0	09/18/16	@ Det	p	6	83	13.8	32	1
09/25/16	Oak	S	0	0	-	0	0	09/25/16	Oak	IA	0	0	-	0	0
10/02/16	@ Hou	p	0	0	-	0	0	10/02/16	@ Hou	S	2	34	17.0	24	0
10/09/16	@ Mia	p	0	0	-	0	0	10/09/16	@ Mia	p	5	66	13.2	29	1
10/16/16	Cle	p	2	25	12.5	17	0	10/16/16	Cle	S	1	21	21.0	21	0
10/23/16	Ind	p	0	0	-	0	0	10/23/16	Ind	S	7	84	12.0	26	1
10/27/16	Jax	S	1	30	30.0	30	0	10/27/16	Jax	S	4	75	18.8	47	0
11/06/16	@ SD	p	0	0	-	0	0	11/06/16	@ SD	S	5	42	8.4	20	1
2016 Totals:		9 / 2	4	62	15.5	30	0	2016 Totals:		8 / 6	33	447	13.5	47	4

DELANIE WALKER (TE)

KENDALL WRIGHT (WR)

RECEIVING							
Date	Opp	GP / GS	No	Yds	Avg	Lg	TD
09/11/16	Min	IA	0	0	-	0	0
09/18/16	@ Det	IA	0	0	-	0	0
09/25/16	Oak	IA	0	0	-	0	0
10/02/16	@ Hou	S	2	14	7.0	11	0
10/09/16	@ Mia	p	1	9	9.0	9	0
10/16/16	Cle	S	8	133	16.6	48t	1
10/23/16	Ind	p	2	12	6.0	7	0
10/27/16	Jax	p	4	84	21.0	36t	1
11/06/16	@ SD	S	2	64	32.0	48	0
2016 Totals:		6 / 3	19	316	16.6	48t	2

Other receivers: Taylor Lewan (1 for 10-yard TD vs. IND, 10/23)

2016 TENNESSEE TITANS INDIVIDUAL GAME-BY-GAME PUNTING

BRETT KERN

Date	Opp	GP / GS	PUNTING										
			No.	Yds	Avg	Ret	Yds	R Avg	TB	In	Lg	Blk	Net
09/11/16	Min	p	5	231	46.2	3	19	6.3	1	1	64	0	38.4
09/18/16	@ Det	p	3	142	47.3	2	23	11.5	0	1	54	0	39.7
09/25/16	Oak	p	6	311	51.8	3	38	12.7	0	3	62	0	45.5
10/02/16	@ Hou	p	5	257	51.4	3	84	28.0	1	1	71	0	30.6
10/09/16	@ Mia	p	5	175	35.0	2	86	43.0	0	3	51	0	17.8
10/16/16	Cle	p	5	225	45.0	2	6	3.0	0	3	52	0	43.8
10/23/16	Ind	p	4	188	47.0	2	18	9.0	0	3	62	0	42.5
10/27/16	Jax	p	4	155	38.8	2	0	0.0	0	2	44	0	38.8
11/06/16	@ SD	p	4	182	45.5	2	3	1.5	0	1	55	0	44.8
2016 Totals:		9 / 0	41	1,866	45.5	21	277	13.2	2	18	71	0	37.8

Other punters: (none)

2016 INDIVIDUAL GAME-BY-GAME PUNT AND KICKOFF RETURNS

MARC MARIANI														
Date	Opp	GP / GS	PUNT RETURNS						KICKOFF RETURNS					
			No	FC	Yds	Avg	Lg	TD	No	Yds	Avg	Lg	TD	
09/11/16	Min	p	1	2	14	14.0	14	0	5	118	23.6	31	0	
09/18/16	@ Det	p	2	2	9	4.5	7	0	1	19	19.0	19	0	
09/25/16	Oak	p	1	1	10	10.0	10	0	0	0	-	0	0	
10/02/16	@ Hou	p	3	0	27	9.0	17	0	4	99	24.8	33	0	
10/09/16	@ Mia	p	4	1	20	5.0	9	0	1	20	20.0	20	0	
10/16/16	Cle	p	5	1	30	6.0	10	0	0	0	-	0	0	
10/23/16	Ind	p	1	0	7	7.0	7	0	1	19	19.0	19	0	
10/27/16	Jax	p	1	1	9	9.0	9	0	0	0	-	0	0	
11/06/16	@ SD	p	1	1	0	0.0	0	0	2	52	26.0	37	0	
2016 Totals:		9 / 0	19	9	126	6.6	17	0	14	327	23.4	37	0	

Other Punt Returners: (none)

Other Kickoff Returners: Antonio Andrews (1 for 15 yards at DET, 9/18, 1 for 17 yards at HOU, 10/2), Kendall Wright (1 for 4 yards vs. JAX, 10/27)

2016 TENNESSEE TITANS INDIVIDUAL GAME-BY-GAME DEFENSIVE STATISTICS

DAVID BASS (OLB)

Date	Opp	GP / GS	TACKLES ...							INTERCEPTIONS ...					FUMBLES ...			SpT	
			Tot	Solo	Asst	Sk	Yds	QBP	TFL	No	Yds	Lg	TD	PD	FF	FR	Yds		
09/11/16	Min	p	0	0	0	0.0	0.0	0	0	0	0	0	0	0	0	0	0	0	0
09/18/16	@ Det	p	1	1	0	0.0	0.0	1	0	0	0	0	0	0	0	0	0	0	0
09/25/16	Oak	p	1	0	1	0.0	0.0	0	0	0	0	0	0	0	0	0	0	0	1
10/02/16	@ Hou	p	2	1	1	0.0	0.0	0	0	0	0	0	0	0	0	0	0	0	0
10/09/16	@ Mia	p	3	2	1	0.0	0.0	0	0	0	0	0	0	0	0	0	0	0	1
10/16/16	Cle	p	2	1	1	0.0	0.0	0	0	0	0	0	0	0	0	0	0	0	0
10/23/16	Ind	p	2	0	2	0.0	0.0	0	0	0	0	0	0	0	0	0	0	0	1
10/27/16	Jax	p	3	2	1	0.0	0.0	1	1	0	0	0	0	0	0	0	0	0	1
11/06/16	@ SD	p	0	0	0	0.0	0.0	0	0	0	0	0	0	0	0	0	0	0	0
2016 Totals:		9 / 0	14	7	7	0.0	0.0	2	1	0	0	0	0	0	0	0	0	0	4

ANGELO BLACKSON (DE)

Date	Opp	GP / GS	TACKLES ...							INTERCEPTIONS ...					FUMBLES ...			SpT	
			Tot	Solo	Asst	Sk	Yds	QBP	TFL	No	Yds	Lg	TD	PD	FF	FR	Yds		
09/11/16	Min	p	2	1	1	0.0	0.0	0	1	0	0	0	0	0	0	0	0	0	0
09/18/16	@ Det	p	2	2	0	0.0	0.0	0	1	0	0	0	0	0	0	0	0	0	0
09/25/16	Oak	p	0	0	0	0.0	0.0	0	0	0	0	0	0	0	0	0	0	0	0
10/02/16	@ Hou	p	2	0	2	0.0	0.0	0	0	0	0	0	0	0	0	0	0	0	0
10/09/16	@ Mia	p	0	0	0	0.0	0.0	1	0	0	0	0	0	0	0	0	0	0	0
10/16/16	Cle	p	1	0	1	0.0	0.0	1	0	0	0	0	0	0	0	0	0	0	0
10/23/16	Ind	p	2	1	1	0.0	0.0	0	1	0	0	0	0	0	0	0	0	0	0
10/27/16	Jax	p	2	2	0	0.0	0.0	0	0	0	0	0	0	1	0	0	0	0	0
11/06/16	@ SD	p	0	0	0	0.0	0.0	0	0	0	0	0	0	0	0	0	0	0	0
2016 Totals:		9 / 0	11	6	5	0.0	0.0	2	3	0	0	0	0	1	0	0	0	0	0

VALENTINO BLAKE (CB)

Date	Opp	GP / GS	TACKLES ...							INTERCEPTIONS ...					FUMBLES ...			SpT	
			Tot	Solo	Asst	Sk	Yds	QBP	TFL	No	Yds	Lg	TD	PD	FF	FR	Yds		
09/11/16	Min	p	0	0	0	0.0	0.0	0	0	0	0	0	0	0	0	0	0	0	1
09/18/16	@ Det	p	0	0	0	0.0	0.0	0	0	0	0	0	0	0	0	0	0	0	1
09/25/16	Oak	p	2	1	1	0.0	0.0	0	0	0	0	0	0	0	0	0	0	0	1
10/02/16	@ Hou	p	0	0	0	0.0	0.0	0	0	0	0	0	0	0	0	0	0	0	1
10/09/16	@ Mia	p	0	0	0	0.0	0.0	0	0	0	0	0	0	0	0	0	0	0	1
10/16/16	Cle	p	0	0	0	0.0	0.0	0	0	0	0	0	0	0	0	0	0	0	1
10/23/16	Ind	p	3	3	0	0.0	0.0	0	0	0	0	0	0	0	0	0	0	0	0
10/27/16	Jax	p	5	4	1	0.0	0.0	0	0	0	0	0	0	2	0	0	0	0	0
11/06/16	@ SD	p	0	0	0	0.0	0.0	0	0	0	0	0	0	0	0	0	0	0	1
2016 Totals:		9 / 0	10	8	2	0.0	0.0	0	0	0	0	0	0	2	0	0	0	0	7

KEVIN BYARD (S)

Date	Opp	GP / GS	TACKLES ...							INTERCEPTIONS ...					FUMBLES ...			SpT	
			Tot	Solo	Asst	Sk	Yds	QBP	TFL	No	Yds	Lg	TD	PD	FF	FR	Yds		
09/11/16	Min	p	4	3	1	0.0	0.0	0	1	0	0	0	0	0	0	0	0	0	1
09/18/16	@ Det	p	2	2	0	0.0	0.0	0	0	0	0	0	0	0	0	0	0	0	2
09/25/16	Oak	p	3	3	0	0.0	0.0	0	0	0	0	0	0	0	0	0	0	0	1
10/02/16	@ Hou	p	1	1	0	0.0	0.0	0	0	0	0	0	0	0	0	0	0	0	0
10/09/16	@ Mia	p	2	2	0	0.0	0.0	0.0	0	0	0	0	0	0	0	0	0	0	1
10/16/16	Cle	p	2	2	0	0.0	0.0	0	0	0	0	0	0	0	0	0	0	0	0
10/23/16	Ind	p	0	0	0	0.0	0.0	0	0	0	0	0	0	1	0	0	0	0	0
10/27/16	Jax	p	5	3	2	0.0	0.0	0	2	0	0	0	0	0	0	0	0	0	1
11/06/16	@ SD	p	10	5	5	0.0	0.0	0	1	0	0	0	0	1	0	0	0	0	1
2016 Totals:		9 / 0	29	21	8	0.0	0.0	0	4	0	0	0	0	2	0	0	0	0	7

JURRELL CASEY (DT)

Date	Opp	GP / GS	TACKLES ...							INTERCEPTIONS ...					FUMBLES ...			SpT	
			Tot	Solo	Asst	Sk	Yds	QBP	TFL	No	Yds	Lg	TD	PD	FF	FR	Yds		
09/11/16	Min	S	6	3	3	0.0	0.0	4	2	0	0	0	0	0	0	0	0	0	0
09/18/16	@ Det	S	2	1	1	0.0	0.0	2	0	0	0	0	0	0	0	0	0	0	0
09/25/16	Oak	S	3	3	0	0.0	0.0	1	0	0	0	0	0	0	0	0	0	0	0
10/02/16	@ Hou	S	3	2	1	0.0	0.0	2	0	0	0	0	0	1	0	0	0	0	0
10/09/16	@ Mia	S	3	2	1	2.0	14.0	0	0	0	0	0	0	0	0	0	0	0	0
10/16/16	Cle	S	3	2	1	1.0	10.0	3	0	0	0	0	0	1	0	0	0	0	0
10/23/16	Ind	S	2	1	1	0.0	0.0	1	0	0	0	0	0	0	0	0	0	0	0
10/27/16	Jax	S	2	1	1	0.0	0.0	6	0	0	0	0	0	0	0	0	0	0	0
11/06/16	@ SD	S	8	7	1	0.0	0.0	1	0	0	0	0	0	0	0	0	0	0	0
2016 Totals:		9 / 9	32	22	10	3.0	24.0	20	2	0	0	0	0	2	0	0	0	0	0

2016 TENNESSEE TITANS INDIVIDUAL GAME-BY-GAME DEFENSIVE STATISTICS

PERRISH COX (CB)

Date	Opp	GP / GS	TACKLES ...							INTERCEPTIONS ...					FUMBLES ...			SpT
			Tot	Solo	Asst	Sk	Yds	QBP	TFL	No	Yds	Lg	TD	PD	FF	FR	Yds	
09/11/16	Min	S	0	0	0	0.0	0.0	0	0	0	0	0	0	0	0	0	0	0
09/18/16	@ Det	S	2	2	0	0.0	0.0	0	0	1	3	3	0	1	0	0	0	0
09/25/16	Oak	S	6	6	0	0.0	0.0	0	0	0	0	0	0	1	0	0	0	0
10/02/16	@ Hou	S	4	2	2	0.0	0.0	0	0	1	0	0	0	2	0	0	0	0
10/09/16	@ Mia	S	1	1	0	0.0	0.0	0	0	0	0	0	0	0	0	0	0	0
10/16/16	Cle	p	5	5	0	0.0	0.0	0	0	0	0	0	0	3	0	0	0	0
10/23/16	Ind	S	4	4	0	0.0	0.0	0	0	0	0	0	0	0	0	0	0	0
10/27/16	Jax	IA	0	0	0	0.0	0.0	0	0	0	0	0	0	0	0	0	0	0
11/06/16	@ SD	S	6	6	0	0.0	0.0	0	0	0	0	0	0	0	0	0	0	0
2016 Totals:		8 / 7	28	26	2	0.0	0.0	0	0	2	3	3	0	7	0	0	0	0

KEVIN DODD (OLB)

Date	Opp	GP / GS	TACKLES ...							INTERCEPTIONS ...					FUMBLES ...			SpT
			Tot	Solo	Asst	Sk	Yds	QBP	TFL	No	Yds	Lg	TD	PD	FF	FR	Yds	
09/11/16	Min	p	0	0	0	0.0	0.0	0	0	0	0	0	0	0	0	0	0	0
09/18/16	@ Det	S	6	3	3	1.0	6.0	4	1	0	0	0	0	0	0	0	0	0
09/25/16	Oak	p	0	0	0	0.0	0.0	0	0	0	0	0	0	0	0	0	0	0
10/02/16	@ Hou	p	0	0	0	0.0	0.0	0	0	0	0	0	0	0	0	0	0	0
10/09/16	@ Mia	p	0	0	0	0.0	0.0	0	0	0	0	0	0	0	0	0	0	0
10/16/16	Cle	p	1	1	0	0.0	0.0	0	0	0	0	0	0	0	0	0	0	0
10/23/16	Ind	p	0	0	0	0.0	0.0	0	0	0	0	0	0	0	0	0	0	0
10/27/16	Jax	IA	0	0	0	0.0	0.0	0	0	0	0	0	0	0	0	0	0	0
11/06/16	@ SD	p	1	1	0	0.0	0.0	0	0	0	0	0	0	0	0	0	0	0
2016 Totals:		8 / 1	8	5	3	1.0	6.0	4	1	0	0	0	0	0	0	0	0	0

AUSTIN JOHNSON (DL)

Date	Opp	GP / GS	TACKLES ...							INTERCEPTIONS ...					FUMBLES ...			SpT
			Tot	Solo	Asst	Sk	Yds	QBP	TFL	No	Yds	Lg	TD	PD	FF	FR	Yds	
09/11/16	Min	p	1	1	0	0.0	0.0	0	0	0	0	0	0	0	0	0	0	0
09/18/16	@ Det	IA	0	0	0	0.0	0.0	0	0	0	0	0	0	0	0	0	0	0
09/25/16	Oak	IA	0	0	0	0.0	0.0	0	0	0	0	0	0	0	0	0	0	0
10/02/16	@ Hou	IA	0	0	0	0.0	0.0	0	0	0	0	0	0	0	0	0	0	0
10/09/16	@ Mia	p	1	1	0	0.0	0.0	0	1	0	0	0	0	1	0	0	0	0
10/16/16	Cle	p	2	1	1	0.0	0.0	0	0	0	0	0	0	0	0	0	0	0
10/23/16	Ind	IA	0	0	0	0.0	0.0	0	0	0	0	0	0	0	0	0	0	0
10/27/16	Jax	IA	0	0	0	0.0	0.0	0	0	0	0	0	0	0	0	0	0	0
11/06/16	@ SD	IA	0	0	0	0.0	0.0	0	0	0	0	0	0	0	0	0	0	0
2016 Totals:		3 / 0	4	3	1	0.0	0.0	0	1	0	0	0	0	1	0	0	0	0

RASHAD JOHNSON (S)

Date	Opp	GP / GS	TACKLES ...							INTERCEPTIONS ...					FUMBLES ...			SpT
			Tot	Solo	Asst	Sk	Yds	QBP	TFL	No	Yds	Lg	TD	PD	FF	FR	Yds	
09/11/16	Min	S	4	3	1	0.0	0.0	0	0	0	0	0	0	0	0	0	0	0
09/18/16	@ Det	S	2	2	0	0.0	0.0	0	1	0	0	0	0	0	0	0	0	0
09/25/16	Oak	S	5	5	0	0.0	0.0	0	0	0	0	0	0	0	0	0	0	0
10/02/16	@ Hou	S	7	6	1	0.0	0.0	0	0	0	0	0	0	1	0	0	0	0
10/09/16	@ Mia	S	2	1	1	0.0	0.0	0	0	0	0	0	0	0	0	0	0	0
10/16/16	Cle	S	2	2	0	0.0	0.0	0	0	0	0	0	0	0	0	0	0	0
10/23/16	Ind	S	2	0	2	0.0	0.0	0	0	0	0	0	0	0	0	0	0	0
10/27/16	Jax	IA	0	0	0	0.0	0.0	0	0	0	0	0	0	0	0	0	0	0
11/06/16	@ SD	IA	0	0	0	0.0	0.0	0	0	0	0	0	0	0	0	0	0	0
2016 Totals:		7 / 7	24	19	5	0.0	0.0	0	1	0	0	0	0	1	0	0	0	0

2016 TENNESSEE TITANS INDIVIDUAL GAME-BY-GAME DEFENSIVE STATISTICS

DAQUAN JONES (DL)

Date	Opp	GP / GS	TACKLES ...							INTERCEPTIONS ...					FUMBLES ...			SpT	
			Tot	Solo	Asst	Sk	Yds	QBP	TFL	No	Yds	Lg	TD	PD	FF	FR	Yds		
09/11/16	Min	S	1	0	1	0.0	0.0	1	0	0	0	0	0	0	0	0	0	0	0
09/18/16	@ Det	S	1	0	1	0.0	0.0	0	0	0	0	0	0	0	0	0	0	0	0
09/25/16	Oak	S	1	0	1	0.0	0.0	0	0	0	0	0	0	0	0	0	0	0	0
10/02/16	@ Hou	S	3	3	0	0.0	0.0	0	0	0	0	0	0	0	0	0	0	0	0
10/09/16	@ Mia	S	1	1	0	0.0	0.0	0	1	0	0	0	0	0	0	0	0	0	0
10/16/16	Cle	S	1	1	0	0.0	0.0	1	0	0	0	0	0	0	0	0	0	0	0
10/23/16	Ind	S	3	2	1	0.0	0.0	0	0	0	0	0	0	0	0	0	0	0	0
10/27/16	Jax	S	1	0	1	0.0	0.0	2	0	0	0	0	0	0	0	0	0	0	0
11/06/16	@ SD	S	7	6	1	0.0	0.0	1	0	0	0	0	0	0	0	0	0	0	0
2016 Totals:		9 / 9	19	13	6	0.0	0.0	5	1	0	0	0	0	0	0	0	0	0	0

KARL KLUG (DL)

Date	Opp	GP / GS	TACKLES ...							INTERCEPTIONS ...					FUMBLES ...			SpT	
			Tot	Solo	Asst	Sk	Yds	QBP	TFL	No	Yds	Lg	TD	PD	FF	FR	Yds		
09/11/16	Min	p	2	2	0	0.0	0.0	0	0	0	0	0	0	0	0	0	0	0	0
09/18/16	@ Det	p	4	3	1	1.0	6.0	2	0	0	0	0	0	0	0	0	0	0	0
09/25/16	Oak	p	1	0	1	0.0	0.0	2	0	0	0	0	0	0	0	0	0	0	0
10/02/16	@ Hou	p	5	2	3	0.0	0.0	0	0	0	0	0	0	0	0	0	0	0	0
10/09/16	@ Mia	S	2	2	0	0.0	0.0	4	0	0	0	0	0	0	0	0	0	0	0
10/16/16	Cle	S	3	3	0	0.0	0.0	2	1	0	0	0	0	0	0	0	0	0	0
10/23/16	Ind	p	3	0	3	0.5	3.0	1	0	0	0	0	0	1	0	0	0	0	0
10/27/16	Jax	p	0	0	0	0.0	0.0	0	0	0	0	0	0	0	0	0	0	0	0
11/06/16	@ SD	p	2	1	1	0.0	0.0	1	0	0	0	0	0	0	0	0	0	0	0
2016 Totals:		9 / 2	22	13	9	1.5	9.0	12	1	0	0	0	0	1	0	0	0	0	0

BRICE MCCAIN (CB)

Date	Opp	GP / GS	TACKLES ...							INTERCEPTIONS ...					FUMBLES ...			SpT	
			Tot	Solo	Asst	Sk	Yds	QBP	TFL	No	Yds	Lg	TD	PD	FF	FR	Yds		
09/11/16	Min	p	4	4	0	0.0	0.0	0	0	0	0	0	0	1	0	0	0	0	1
09/18/16	@ Det	S	1	0	1	0.0	0.0	0	0	0	0	0	0	0	0	0	0	0	0
09/25/16	Oak	S	2	1	1	0.0	0.0	0	0	0	0	0	0	1	0	0	0	0	0
10/02/16	@ Hou	p	2	1	1	0.0	0.0	0	0	0	0	0	0	0	0	0	0	0	0
10/09/16	@ Mia	p	2	1	1	0.0	0.0	0	0	0	0	0	0	0	0	0	0	0	0
10/16/16	Cle	p	3	3	0	0.0	0.0	0	0	0	0	0	0	0	0	0	0	0	0
10/23/16	Ind	p	3	3	0	0.0	0.0	0	0	0	0	0	0	0	0	0	0	0	0
10/27/16	Jax	S	2	1	1	0.0	0.0	0	0	0	0	0	0	1	0	0	0	0	0
11/06/16	@ SD	S	2	2	0	0.0	0.0	0	0	0	0	0	0	0	0	0	0	0	0
2016 Totals:		9 / 4	21	16	5	0.0	0.0	0	0	0	0	0	0	3	0	0	0	0	1

JASON MCCOURTY (CB)

Date	Opp	GP / GS	TACKLES ...							INTERCEPTIONS ...					FUMBLES ...			SpT	
			Tot	Solo	Asst	Sk	Yds	QBP	TFL	No	Yds	Lg	TD	PD	FF	FR	Yds		
09/11/16	Min	S	3	3	0	0.0	0.0	0	0	0	0	0	0	2	0	0	0	0	0
09/18/16	@ Det	S	5	5	0	0.0	0.0	0	0	0	0	0	0	1	0	0	0	0	1
09/25/16	Oak	S	7	3	4	0.0	0.0	0	0	0	0	0	0	3	0	0	0	0	1
10/02/16	@ Hou	S	4	3	1	0.0	0.0	0	0	1	6	6	0	1	0	0	0	0	0
10/09/16	@ Mia	S	3	3	0	0.0	0.0	0	0	1	1	1	0	1	0	0	0	0	0
10/16/16	Cle	S	4	4	0	0.0	0.0	0	0	0	0	0	0	4	0	0	0	0	0
10/23/16	Ind	S	3	2	1	0.0	0.0	0	0	0	0	0	0	0	0	0	0	0	0
10/27/16	Jax	S	8	8	0	0.0	0.0	0	0	0	0	0	0	2	0	0	0	0	0
11/06/16	@ SD	S	8	6	2	0.0	0.0	0	0	0	0	0	0	1	0	0	0	0	0
2016 Totals:		9 / 9	45	37	8	0.0	0.0	0	0	2	7	6	0	15	0	0	0	0	2

2016 TENNESSEE TITANS INDIVIDUAL GAME-BY-GAME DEFENSIVE STATISTICS

DA'NORRIS SEARCY (S)

Date	Opp	GP / GS	TACKLES ...							INTERCEPTIONS ...					FUMBLES ...			SpT
			Tot	Solo	Asst	Sk	Yds	QBP	TFL	No	Yds	Lg	TD	PD	FF	FR	Yds	
09/11/16	Min	S	6	6	0	0.0	0.0	0	2	0	0	0	0	1	0	0	0	0
09/18/16	@ Det	S	5	5	0	0.0	0.0	0	0	0	0	0	0	1	0	0	0	0
09/25/16	Oak	S	5	5	0	0.0	0.0	0	0	0	0	0	0	0	0	0	0	0
10/02/16	@ Hou	IA	0	0	0	0.0	0.0	0	0	0	0	0	0	0	0	0	0	0
10/09/16	@ Mia	IA	0	0	0	0.0	0.0	0	0	0	0	0	0	0	0	0	0	0
10/16/16	Cle	S	1	1	0	0.0	0.0	0	0	0	0	0	0	1	0	0	0	0
10/23/16	Ind	S	2	2	0	0.0	0.0	0	0	0	0	0	0	0	0	0	0	0
10/27/16	Jax	S	2	2	0	0.0	0.0	0	0	0	0	0	0	0	0	0	0	0
11/06/16	@ SD	S	8	4	4	0.0	0.0	0	0	0	0	0	0	0	0	0	0	0
2016 Totals:		7 / 7	29	25	4	0.0	0.0	0	2	0	0	0	0	3	0	0	0	0

LESHAUN SIMS (CB)

Date	Opp	GP / GS	TACKLES ...							INTERCEPTIONS ...					FUMBLES ...			SpT	
			Tot	Solo	Asst	Sk	Yds	QBP	TFL	No	Yds	Lg	TD	PD	FF	FR	Yds		
09/11/16	Min	IA	0	0	0	0.0	0.0	0	0	0	0	0	0	0	0	0	0	0	0
09/18/16	@ Det	IA	0	0	0	0.0	0.0	0	0	0	0	0	0	0	0	0	0	0	0
09/25/16	Oak	IA	0	0	0	0.0	0.0	0	0	0	0	0	0	0	0	0	0	0	0
10/02/16	@ Hou	p	0	0	0	0.0	0.0	0	0	0	0	0	0	0	0	0	0	1	0
10/09/16	@ Mia	p	0	0	0	0.0	0.0	0	0	0	0	0	0	0	0	0	0	0	0
10/16/16	Cle	p	0	0	0	0.0	0.0	0	0	0	0	0	0	0	0	0	0	0	0
10/23/16	Ind	p	0	0	0	0.0	0.0	0	0	0	0	0	0	0	0	0	0	0	0
10/27/16	Jax	p	0	0	0	0.0	0.0	0	0	0	0	0	0	0	0	0	0	0	1
11/06/16	@ SD	p	0	0	0	0.0	0.0	0	0	0	0	0	0	0	0	0	0	0	1
2016 Totals:		6 / 0	0	0	0	0.0	0.0	0	0	0	0	0	0	0	0	0	0	0	3

SEAN SPENCE (LB)

Date	Opp	GP / GS	TACKLES ...							INTERCEPTIONS ...					FUMBLES ...			SpT	
			Tot	Solo	Asst	Sk	Yds	QBP	TFL	No	Yds	Lg	TD	PD	FF	FR	Yds		
09/11/16	Min	p	4	1	3	0.0	0.0	1	0	0	0	0	0	1	0	0	0	0	0
09/18/16	@ Det	S	8	2	6	0.0	0.0	0	0	0	0	0	0	0	0	0	0	0	1
09/25/16	Oak	S	5	3	2	0.0	0.0	0	0	0	0	0	0	0	0	0	0	0	4
10/02/16	@ Hou	p	4	2	2	0.0	0.0	2	0	0	0	0	0	0	0	0	0	0	0
10/09/16	@ Mia	p	8	5	3	0.0	0.0	0	0	0	0	0	0	0	0	0	0	0	1
10/16/16	Cle	p	5	4	1	1.0	2.0	2	0	0	0	0	0	0	0	0	0	0	0
10/23/16	Ind	p	4	4	0	0.0	0.0	0	0	0	0	0	0	0	0	0	0	0	0
10/27/16	Jax	p	6	1	5	0.0	0.0	1	0	0	0	0	0	1	0	0	0	0	1
11/06/16	@ SD	S	8	4	4	0.0	0.0	0	2	0	0	0	0	0	0	0	0	0	0
2016 Totals:		9 / 3	52	26	26	1.0	2.0	6	2	0	0	0	0	2	0	0	0	0	7

DAIMION STAFFORD (S)

Date	Opp	GP / GS	TACKLES ...							INTERCEPTIONS ...					FUMBLES ...			SpT	
			Tot	Solo	Asst	Sk	Yds	QBP	TFL	No	Yds	Lg	TD	PD	FF	FR	Yds		
09/11/16	Min	p	3	3	0	0.0	0.0	0	0	0	0	0	0	0	0	0	0	0	0
09/18/16	@ Det	p	4	1	3	0.0	0.0	0	1	0	0	0	0	0	1	0	0	0	0
09/25/16	Oak	p	3	3	0	0.0	0.0	0	0	0	0	0	0	0	0	0	0	0	0
10/02/16	@ Hou	S	7	6	1	0.0	0.0	0	0	0	0	0	0	0	0	0	0	0	0
10/09/16	@ Mia	S	3	1	2	0.0	0.0	0	0	1	4	4	0	1	0	0	0	0	0
10/16/16	Cle	S	0	0	0	0.0	0.0	0	0	0	0	0	0	0	0	0	0	0	0
10/23/16	Ind	p	6	5	1	0.0	0.0	0	0	0	0	0	0	0	0	0	0	0	0
10/27/16	Jax	S	5	5	0	0.0	0.0	0	0	0	0	0	0	0	0	0	0	0	0
11/06/16	@ SD	S	5	3	2	0.0	0.0	0	1	0	0	0	0	0	0	0	0	0	0
2016 Totals:		9 / 5	36	27	9	0.0	0.0	0	2	1	4	4	0	2	0	0	0	0	0

2016 TENNESSEE TITANS INDIVIDUAL GAME-BY-GAME DEFENSIVE STATISTICS

AARON WALLACE (OLB)

Date	Opp	GP / GS	TACKLES ...							INTERCEPTIONS ...					FUMBLES ...			SpT
			Tot	Solo	Asst	Sk	Yds	QBP	TFL	No	Yds	Lg	TD	PD	FF	FR	Yds	
09/11/16	Min	IA	0	0	0	0.0	0.0	0	0	0	0	0	0	0	0	0	0	0
09/18/16	@ Det	p	3	2	1	0.0	0.0	0	0	0	0	0	0	0	0	0	0	0
09/25/16	Oak	IA	0	0	0	0.0	0.0	0	0	0	0	0	0	0	0	0	0	0
10/02/16	@ Hou	p	0	0	0	0.0	0.0	0	0	0	0	0	0	0	0	0	0	1
10/09/16	@ Mia	p	0	0	0	0.0	0.0	0	0	0	0	0	0	0	0	0	0	1
10/16/16	Cle	IA	0	0	0	0.0	0.0	0	0	0	0	0	0	0	0	0	0	0
10/23/16	Ind	IA	0	0	0	0.0	0.0	0	0	0	0	0	0	0	0	0	0	0
10/27/16	Jax	p	0	0	0	0.0	0.0	1	0	0	0	0	0	0	0	0	0	0
11/06/16	@ SD	IA	0	0	0	0.0	0.0	0	0	0	0	0	0	0	0	0	0	0
2016 Totals:		4 / 0	3	2	1	0.0	0.0	1	0	0	0	0	0	0	0	0	0	2

AVERY WILLIAMSON (LB)

Date	Opp	GP / GS	TACKLES ...							INTERCEPTIONS ...					FUMBLES ...			SpT
			Tot	Solo	Asst	Sk	Yds	QBP	TFL	No	Yds	Lg	TD	PD	FF	FR	Yds	
09/11/16	Min	S	10	4	6	0.0	0.0	1	1	0	0	0	0	0	0	0	0	0
09/18/16	@ Det	S	11	6	5	0.0	0.0	0	0	0	0	0	0	0	0	0	0	0
09/25/16	Oak	S	13	4	9	0.0	0.0	1	0	1	0	0	0	1	0	0	0	0
10/02/16	@ Hou	S	15	9	6	0.0	0.0	0	1	0	0	0	0	0	0	0	0	0
10/09/16	@ Mia	S	8	3	5	0.0	0.0	0	0	0	0	0	0	0	0	0	0	0
10/16/16	Cle	S	10	6	4	1.0	5.0	2	0	0	0	0	0	0	0	0	0	0
10/23/16	Ind	S	9	5	4	0.0	0.0	0	0	0	0	0	0	0	0	0	0	0
10/27/16	Jax	S	8	6	2	1.0	9.0	1	0	0	0	0	0	0	0	0	0	0
11/06/16	@ SD	S	10	4	6	0.0	0.0	0	0	0	0	0	0	0	0	0	0	0
2016 Totals:		9 / 9	94	47	47	2.0	14.0	5	2	1	0	0	0	1	0	0	0	0

AL WOODS (DL)

Date	Opp	GP / GS	TACKLES ...							INTERCEPTIONS ...					FUMBLES ...			SpT
			Tot	Solo	Asst	Sk	Yds	QBP	TFL	No	Yds	Lg	TD	PD	FF	FR	Yds	
09/11/16	Min	S	2	2	0	0.0	0.0	0	1	0	0	0	0	0	0	0	0	0
09/18/16	@ Det	p	1	0	1	0.0	0.0	0	0	0	0	0	0	0	0	0	0	0
09/25/16	Oak	p	1	1	0	0.0	0.0	0	0	0	0	0	0	0	0	0	0	0
10/02/16	@ Hou	S	2	2	0	0.0	0.0	0	0	0	0	0	0	0	0	0	0	0
10/09/16	@ Mia	IA	0	0	0	0.0	0.0	0	0	0	0	0	0	0	0	0	0	0
10/16/16	Cle	IA	0	0	0	0.0	0.0	0	0	0	0	0	0	0	0	0	0	0
10/23/16	Ind	S	0	0	0	0.0	0.0	0	0	0	0	0	0	0	0	0	0	0
10/27/16	Jax	S	0	0	0	0.0	0.0	1	0	0	0	0	0	0	0	0	0	0
11/06/16	@ SD	p	0	0	0	0.0	0.0	0	0	0	0	0	0	0	0	0	0	0
2016 Totals:		7 / 4	6	5	1	0.0	0.0	1	1	0	0	0	0	0	0	0	0	0

WESLEY WOODYARD (LB)

Date	Opp	GP / GS	TACKLES ...							INTERCEPTIONS ...					FUMBLES ...			SpT
			Tot	Solo	Asst	Sk	Yds	QBP	TFL	No	Yds	Lg	TD	PD	FF	FR	Yds	
09/11/16	Min	S	6	3	3	0.0	0.0	2	0	0	0	0	0	1	0	0	0	1
09/18/16	@ Det	p	8	5	3	0.0	0.0	0	0	0	0	0	0	0	0	0	0	0
09/25/16	Oak	p	2	1	1	0.0	0.0	0	1	0	0	0	0	0	0	0	0	2
10/02/16	@ Hou	S	5	4	1	0.0	0.0	2	2	0	0	0	0	0	0	0	0	0
10/09/16	@ Mia	S	0	0	0	0.0	0.0	0	0	0	0	0	0	1	0	0	0	0
10/16/16	Cle	S	5	3	2	1.0	0.0	2	0	0	0	0	0	0	0	0	0	0
10/23/16	Ind	S	4	2	2	0.0	0.0	0	0	0	0	0	0	0	0	0	0	0
10/27/16	Jax	S	6	1	5	0.0	0.0	0	0	0	0	0	0	0	0	0	0	0
11/06/16	@ SD	p	10	6	4	1.0	7.0	1	1	0	0	0	0	0	0	0	0	0
2016 Totals:		9 / 6	46	25	21	2.0	7.0	7	4	0	0	0	0	2	0	0	0	3

2016 TENNESSEE TITANS GAME-BY-GAME FIELD GOALS AND SCORING BY QUARTER

		TITANS						OPPONENTS							
Date	Opp	1ST	2ND	3RD	4TH	OT	TOTAL	TITANS FIELD GOALS	1ST	2ND	3RD	4TH	OT	TOTAL	OPPONENTS FG
09/11/16	Min	3	7	0	6	0	16	R.Succop (28)	0	0	12	13	0	25	B.Walsh 37WL 56WL (50) (33) (45) (30)
09/18/16	@ Det	0	3	0	13	0	16	R.Succop 51WL (46)	9	3	3	0	0	15	M.Prater (42) (27)
09/25/16	Oak	3	0	7	0	0	10	R.Succop (34)	7	10	0	0	0	17	S.Janikowski (52)
10/02/16	@ Hou	3	14	3	0	0	20	R.Succop (48) (26)	14	6	7	0	0	27	N.Novak (53) 48WR (45)
10/09/16	@ Mia	7	14	3	6	0	30	R.Succop (40)	0	14	3	0	0	17	A.Franks (24)
10/16/16	Cle	7	7	7	7	0	28	R.Succop 58WR	6	7	0	13	0	26	C.Parkey (45) (37)
10/23/16	Ind	6	7	0	13	0	26	R.Succop (48) (44)	7	10	3	14	0	34	A.Vinatieri (28) (33)
10/27/16	Jax	3	24	6	3	0	36	R.Succop (32) (22) (33)	0	0	8	14	0	22	None
11/06/16	@ SD	0	14	7	14	0	35	None	9	10	14	10	0	43	J.Lambo (32) (23) (36)
2016 Totals:		32	90	33	62	0	217		52	60	50	64	0	226	

2016 TENNESSEE TITANS GAME-BY-GAME SCORING

Game 1: Titans vs. Vikings, Sept. 11, 2016

Team	Qtr	Time	Play Description (Drive Plays-Yards, Time)	Vikings	Titans
Titans	1	4:45	R.Succop 28 yd. Field Goal (8-53, 4:24)	0	3
Titans	2	0:41	D.Murray 6 yd. pass from M.Mariota (R.Succop kick) (13-73, 4:14)	0	10
Vikings	3	13:56	B.Walsh 50 yd. Field Goal (4-2, 1:04)	3	10
Vikings	3	5:59	B.Walsh 33 yd. Field Goal (11-58, 5:31)	6	10
Vikings	3	1:24	E.Kendricks 77 yd. interception return (kick failed, wr)	12	10
Vikings	4	11:17	B.Walsh 45 yd. Field Goal (10-42, 4:05)	15	10
Vikings	4	11:03	D.Hunter 24 yd. fumble return (B.Walsh kick)	22	10
Vikings	4	2:36	B.Walsh 30 yd. Field Goal (7-45, 4:33)	25	10
Titans	4	0:28	D.Murray 4 yd. pass from M.Mariota (pass failed) (9-74, 2:08)	25	16

Game 2: Titans at Lions, Sept. 18, 2016

Team	Qtr	Time	Play Description (Drive Plays-Yards, Time)	Titans	Lions
Lions	1	7:16	D.Murray tackled in end zone by D.Taylor for a Safety	0	2
Lions	1	4:15	A.Boldin 24 yd. pass from M.Stafford (M.Prater kick) (8-79, 3:01)	0	9
Titans	2	12:03	R.Succop 46 yd. Field Goal (14-47, 7:12)	3	9
Lions	2	1:04	M.Prater 42 yd. Field Goal (13-75, 3:58)	3	12
Lions	3	1:40	M.Prater 27 yd. Field Goal (14-63, 7:10)	3	15
Titans	4	14:54	D.Walker 30 yd. pass from M.Mariota (R.Succop kick) (5-75, 1:46)	10	15
Titans	4	1:13	A.Johnson 9 yd. pass from M.Mariota (pass failed) (13-83, 5:51)	16	15

Game 3: Titans vs. Raiders, Sept. 25, 2016

Team	Qtr	Time	Play Description (Drive Plays-Yards, Time)	Raiders	Titans
Titans	1	9:50	R.Succop 34 yd. Field Goal (10-59, 5:10)	0	3
Raiders	1	8:19	L.Murray 22 yd. run (S.Janikowski kick) (5-60, 1:31)	7	3
Raiders	2	8:13	S.Janikowski 52 yd. Field Goal (4--9 1:07)	10	3
Raiders	2	0:33	S.Roberts 19 yd. pass from D.Carr (S.Janikowski kick) (8-91,3:44)	17	3
Titans	3	5:51	D.Murray 5 yd. run (R.Succop kick) (7-93, 3:54)	17	10

Game 4: Titans at Texans, Oct. 2, 2016

Team	Qtr	Time	Play Description (Drive Plays-Yards, Time)	Titans	Texans
Texans	1	10:31	C.Fiedorowicz 14 yd. pass from B.Osweiler (N.Novak kick) (9-75, 4:29)	0	7
Texans	1	5:34	W.Fuller 5 yd. pass from B.Osweiler (N.Novak kick) (6-80, 2:47)	0	14
Titans	1	2:36	R.Succop 48 yd. Field Goal (7-42, 2:58)	3	14
Texans	2	13:42	N.Novak 53 yd. Field Goal (9-40, 3:54)	3	17
Titans	2	11:21	D.Murray 2 yd. run (R.Succop kick) (5-78, 2:21)	10	17
Titans	2	2:28	D.Murray 1 yd. run (R.Succop kick) (9-39, 4:16)	17	17
Texans	2	0:07	N.Novak 45 yd. Field Goal (4-17, 0:39)	17	20
Titans	3	7:04	R.Succop 26 yd. Field Goal (13-59, 7:56)	20	20
Texans	3	0:56	W.Fuller 67 yd. punt return (N.Novak kick)	20	27

Game 5: Titans at Dolphins, Oct. 9, 2016

Team	Qtr	Time	Play Description (Drive Plays-Yards, Time)	Titans	Dolphins
Titans	1	0:23	M.Mariota 5 yd. run (R.Succop kick) (5-61, 2:49)	7	0
Dolphins	2	12:23	J.Grant 74 yd. punt return (A.Franks kick)	7	7
Titans	2	5:30	A.Johnson 5 yd. pass from M.Mariota (R.Succop kick) (12-76, 6:53)	14	7
Dolphins	2	2:00	J.Ajayi 4 yd. run (A.Franks kick) (6-79, 3:30)	14	14
Titans	2	0:47	D.Walker 20 yd. pass from M.Mariota (R.Succop kick) (6-75, 1:13)	21	14
Titans	3	10:33	R.Succop 40 yd. Field Goal (4-2, 1:25)	24	14
Dolphins	3	5:10	A.Franks 24 yd. Field Goal (8-69, 5:23)	24	17
Titans	4	8:23	R.Matthews 4 yd. pass from M.Mariota (kick blocked) (9-66, 4:54)	30	17

Game 6: Titans vs. Browns, Oct. 16, 2016

Team	Qtr	Time	Play Description (Drive Plays-Yards, Time)	Browns	Titans
Titans	1	10:37	R.Matthews 11 yd. pass from M.Mariota (R.Succop kick) (7-75, 4:23)	0	7
Browns	1	8:47	C.Parkey 45 yd. Field Goal (5-48, 1:50)	3	7
Browns	1	2:08	C.Parkey 37 yd. Field Goal (8-71, 4:53)	6	7
Titans	2	11:51	K.Wright 48 yd. pass from M.Mariota (R.Succop kick) (4-59, 2:16)	6	14
Browns	2	0:40	T.Pryor 7 yd. pass from C.Kessler (C.Parkey kick) (9-94, 3:49)	13	14
Titans	3	9:33	D.Murray 3 yd. run (R.Succop kick) (7-70, 3:36)	13	21
Titans	4	6:43	A.Fasano 15 yd. pass from M.Mariota (R.Succop kick) (12-80, 6:59)	13	28
Browns	4	2:07	T.Pryor 5 yd. pass from C.Kessler (pass failed) (13-75, 4:36)	19	28
Browns	4	0:27	D.Johnson 1 yd. run (C.Parkey kick) (9-62, 1:40)	26	28

Game 7: Titans vs. Colts, Oct. 23, 2016

Team	Qtr	Time	Play Description (Drive Plays-Yards, Time)	Colts	Titans
Titans	1	9:14	T.Lewan 10 yd. pass from M.Mariota (pass failed) (10-78, 5:46)	0	6
Colts	1	4:46	F.Gore 3 yd. pass from A.Luck (A.Vinatieri kick) (10-72, 4:28)	7	6
Colts	2	10:16	T.Hilton 37 yd. pass from A.Luck (A.Vinatieri kick) (6-93 3:24)	14	6
Colts	2	7:06	A.Vinatieri 28 yd. Field Goal (6-25, 3:10)	17	6
Titans	2	0:34	D.Murray 1 yd. run (R.Succop kick) (11-80, 1:38)	17	13
Colts	3	3:46	A.Vinatieri 33 yd. Field Goal (11-73, 6:04)	20	13
Titans	4	12:39	D.Walker 7 yd. pass from M.Mariota (R.Succop kick) (13-75, 6:07)	20	20
Titans	4	6:02	R.Succop 48 yd. Field Goal (7-50, 3:39)	20	23
Colts	4	1:55	J.Doyle 7 yd. pass from A.Luck (A.Vinatieri kick) (12-70, 4:07)	27	23
Colts	4	1:47	R.Mathis 14 yd. fumble return (A.Vinatieri kick)	34	23
Titans	4	0:43	R.Succop 44 yd. Field Goal (7-49, 1:04)	34	26

2016 TENNESSEE TITANS GAME-BY-GAME SCORING

Game 8: Titans vs. Jaguars, Oct. 27, 2016

Team	Qtr	Time	Play Description (Drive Plays-Yards, Time)	Jaguars	Titans
Titans	1	3:31	R.Succop 32 yd. Field Goal (10-54, 5:34)	0	3
Titans	2	14:53	K.Wright 36 yd. pass from M.Mariota (R.Succop kick) (4-66, 1:59)	0	10
Titans	2	10:36	D.Henry 6 yd. run (R.Succop kick) (8-69, 3:25)	0	17
Titans	2	7:09	D.Murray 14 yd. run (R.Succop kick) (4-62, 1:43)	0	24
Titans	2	0:00	R.Succop 22 yd. Field Goal (12-90, 3:13)	0	27
Jaguars	3	11:05	J.Thomas 10 yd. pass from B.Bortles (B.Bortles run) (11-75, 3:55)	8	27
Titans	3	6:53	R.Matthews 4 yd. pass from M.Mariota (kick failed, wl) (7-75, 4:12)	8	33
Titans	4	12:32	R.Succop 33 yd. Field Goal (9-20, 5:10)	8	36
Jaguars	4	3:11	A.Hurns 5 yd. pass from B.Bortles (J.Myers kick) (7-58, 2:08)	15	36
Jaguars	4	0:01	B.Walters 7 yd. pass from B.Bortles (J.Myers kick) (12-91, 2:32)	22	36

Game 9: Titans at Chargers, Nov. 6, 2016

Team	Qtr	Time	Play Description (Drive Plays-Yards, Time)	Titans	Chargers
Chargers	1	10:02	A.Gates 13 yd. pass from P.Rivers (kick failed, wr) (9-75, 4:58)	0	6
Chargers	1	4:11	J.Lambo 32 yd. Field Goal (10-35, 4:44)	0	9
Chargers	2	14:18	Ty.Williams 6 yd. pass from P.Rivers (J.Lambo kick) (5-87, 2:51)	0	16
Titans	2	11:14	R.Matthews 16 yd. pass from M.Mariota (R.Succop kick) (8-75, 3:04)	7	16
Chargers	2	1:32	J.Lambo 23 yd. Field Goal (6-10, 0:52)	7	19
Titans	2	0:14	R.Matthews 7 yd. pass from M.Mariota (R.Succop kick) (7-75, 1:18)	14	19
Titans	3	12:19	M.Mariota 14 yd. run (R.Succop kick) (9-75, 2:41)	21	19
Chargers	3	5:28	M.Gordon 1 yd. run (J.Lambo kick) (14-75, 6:51)	21	26
Chargers	3	2:31	D.Lowery 36 yd. fumble return (J.Lambo kick)	21	33
Titans	4	9:51	D.Walker 8 yd. pass from M.Mariota (R.Succop kick) (7-80, 2:59)	28	33
Chargers	4	6:05	J.Lambo 36 yd. Field Goal (7-57, 3:46)	28	36
Chargers	4	4:51	B.Flowers 33 yd. interception return (J.Lambo kick)	28	43
Titans	4	2:45	D.Murray 1 yd. run (R.Succop kick) (10-75, 2:06)	35	43

2016 TITANS GAME-BY-GAME SUMMARIES



Titans 16, Vikings 25
Week 1 • Sunday, Sept. 11, 2016 • 12:00 CDT • Nissan Stadium



GAME RECAP

In what became a tale of two halves, the Tennessee Titans dropped a 25-16 decision to the Minnesota Vikings in the season opener at Nissan Stadium. Despite holding a 10-0 halftime lead, three second-half turnovers by the Titans, two of which were returned for scores, allowed the Vikings to take control late in the game.

Tennessee took an early lead in the first quarter on a 28-yard Ryan Succop field goal and then constructed a 13-play, 73-yard drive late in the second quarter, capped by a six-yard touchdown pass from quarterback Marcus Mariota to running back DeMarco Murray.

However, Minnesota began to shift momentum in the second half, opening with a 61-yard kickoff return which led to a 50-yard Blair Walsh field goal. Walsh added two more field goals in the second half, but it was Tennessee's miscues—an interception by Mariota, returned 77 yards by Eric Kendricks, a 24-yard scoop-and-score by Danielle Hunter on a fumbled handoff between Mariota and Murray and another fumble by Murray—which ultimately sealed the Titans' fate. Mariota led a touchdown drive in the final three minutes of the game, finding Murray again in the end zone, but a failed two-point conversion attempt ended Tennessee's comeback.

The Titans defense remained stout throughout the game, never allowing an offensive touchdown and holding Vikings All-Pro running back Adrian Peterson to 31 yards and an average of 1.6 yards per carry. The Titans offense also showed promise as rookie wide receiver Tajae Sharpe paced the team with seven catches for 76 yards and became the first rookie in the Titans era to start a season opener at his position.

SCORING

	1	2	3	4	OT	Final
Minnesota	0	0	12	13	0	25
Tennessee	3	7	0	6	0	16

TEAM	SCORING PLAY	TIME
Titans	R.Succop 28 yd. Field Goal	1-4:45
Titans	D.Murray 6 yd. pass from M.Mariota (R.Succop kick)	2-0:41
Vikings	B.Walsh 50 yd. Field Goal	3-13:56
Vikings	B.Walsh 33 yd. Field Goal	3-5:59
Vikings	E.Kendricks 77 yd. interception return (kick failed, wr)	3-1:24
Vikings	B.Walsh 45 yd. Field Goal	4-11:17
Vikings	D.Hunter 24 yd. fumble return (B.Walsh kick)	4-11:03
Vikings	B.Walsh 30 yd. Field Goal	4-2:26
Titans	D.Murray 4 yd. pass from M.Mariota (pass failed)	4-0:28

Missed FGs: B.Walsh (37WL) (56WL)

Attendance: 63,816

Time of Game: 2:57

Weather: Sunny, 76° F, wind from E 5 mph

Referee: Walt Coleman



TEAM STATISTICS

	Vikings	Titans
TOTAL FIRST DOWNS	15	19
THIRD DOWN EFFICIENCY	6-14-43%	8-14-57%
FOURTH DOWN EFFICIENCY	0-0-0%	0-0-0%
TOTAL NET YARDS	301	316
Plays - Avg.	61-4.9	65-4.9
NET YARDS RUSHING	65	64
Rushes - Avg.	28-2.3	22-2.9
NET YARDS PASSING	236	252
Sacked - Yards Lost	0-0	2-19
PASS ATT-COMP-INT	33-18-0	41-25-1
PUNTS - Avg.	3-37.7	5-46.2
PUNT RETURNS - Yards	3-19	1-14
KICKOFF RETURNS - Yards	1-61	5-118
INTERCEPTIONS - Yards	1-77	0-0
PENALTIES - Yards	3-39	2-10
FUMBLES - Lost	0-0	2-2
TOUCHDOWNS	2	2
EXTRA POINTS Made-Attempts	1-2	1-2
FIELD GOALS Made-Attempts	4-6	1-1
RED ZONE EFFICIENCY	0-3-0%	2-3-67%
GOAL TO GO EFFICIENCY	0-0-0%	2-2-100%
SAFETIES	0	0
GIVEAWAYS	0	3
TAKEAWAYS	3	0
TIME OF POSSESSION	29:35	30:25

VIKINGS STARTERS

OFFENSE			DEFENSE		
WR 12	C.Johnson	LE 96	B.Robison		
LT 75	M.Kalil	DT 93	S.Stephen		
LG 76	A.Boone	NT 98	L.Joseph		
C 61	J.Berger	RE 97	E.Griffen		
RG 63	B.Fusco	WLB 2	C.Greenway		
RT 71	A.Smith	MLB 54	E.Kendricks		
TE 82	K.Rudolph	SLB 55	A.Barr		
WR 14	S.Diggs	LCB 23	T.Newman		
QB 13	S.Hill	RCB 26	T.Waynes		
FB 48	Z.Line	SS 34	A.Sendejo		
HB 28	A.Peterson	FS 22	H.Smith		

TITANS STARTERS

OFFENSE			DEFENSE		
RB 22	D.Henry	DE 90	D.Jones		
TE 82	D.Walker	NT 96	A.Woods		
LT 77	T.Lewan	DT 99	J.Casey		
LG 67	Q.Spain	OLB 91	D.Morgan		
C 60	B.Jones	ILB 59	W.Woodyard		
RG 70	C.Warmack	ILB 54	A.Williamson		
RT 78	J.Conklin	OLB 98	B.Orakpo		
WR 19	T.Sharpe	CB 20	P.Cox		
QB 8	M.Mariota	SS 21	D.Searcy		
FB 45	J.Fowler	FS 25	R.Johnson		
RB 29	D.Murray	CB 30	J.McCourt		

VIKINGS INDIVIDUAL STATISTICS

Rushing	Att	Yds	Avg	Lg	TD
A.Peterson	19	31	1.6	9	0
M.Asiata	4	13	3.3	6	0
S.Hill	2	8	4.0	9	0
C.Patterson	1	8	8.0	8	0
J.McKinnon	1	6	6.0	6	0
S.Diggs	1	-1	-1.0	-1	0
Total	28	65	2.3	9	0

Passing	Att	Cmp	Yds	TD	Lg	IN	Rt
S.Hill	33	18	236	0	33	0	77.3
Total	33	18	236	0	33	0	77.3

Receiving	Att	Yds	Avg	Lg	TD
S.Diggs	7	103	14.7	33	0
K.Rudolph	4	65	16.3	21	0
A.Thielen	4	54	13.5	21	0
C.Patterson	1	6	6.0	6	0
C.Johnson	1	5	5.0	5	0
J.McKinnon	1	3	3.0	3	0
Total	18	236	13.1	33	0

Interceptions	No	Yds	Avg	Lg	TD
E.Kendricks	1	77	77.0	77	1
Total	1	77	77.0	77	1

Leading Tacklers (Press Box Totals)

T.Waynes 10-10-0, H.Smith 8-6-2, T.Newman 7-6-1.

Sacks: L.Joseph 1, D.Hunter 1.
 FF: L.Joseph 1, FR: A.Sendejo 1, D.Hunter 1.

TITANS INDIVIDUAL STATISTICS

Rushing	Att	Yds	Avg	Lg	TD
D.Murray	13	42	3.2	12	0
M.Mariota	4	19	4.8	10	0
D.Henry	5	3	0.6	5	0
Total	22	64	2.9	12	0

Passing	Att	Cmp	Yds	TD	Lg	IN	RT
M.Mariota	41	25	271	2	29	1	86.5
Total	41	25	271	2	29	1	86.5

Receiving	Att	Yds	Avg	Lg	TD
T.Sharpe	7	76	10.9	17	0
D.Murray	5	35	7.0	14	2
D.Walker	3	42	14.0	26	0
A.Johnson	3	30	10.0	16	0
R.Matthews	3	26	8.7	11	0
D.Henry	2	41	20.5	29	0
H.Douglas	2	21	10.5	16	0
Total	25	271	10.8	29	2

Interceptions	No	Yds	Avg	Lg	TD
None	0	0	--	--	0
Total	0	0	--	--	0

Leading Tacklers (Coaching Totals)

A.Williamson 10-4-6, D.Searcy 6-6-0, J.Casey 6-3-3, W.Woodyard 6-3-3.

Sacks: None.
 FF: None. FR: None.

2016 TITANS GAME-BY-GAME SUMMARIES



Titans 16, Lions 15 Week 2 • Sunday, Sept. 18, 2016 • 12:00 CDT • Ford Field



GAME RECAP

Behind the arm of quarterback Marcus Mariota, the Tennessee Titans overcame a double-digit deficit in the fourth quarter for just the fourth time in the Titans era—and first time since 2006—to defeat the Detroit Lions 16-15 at Ford Field and move to 1-1 on the season.

The Detroit defense controlled the game from early in the first quarter, when Lions defensive end Devin Taylor tackled running back DeMarco Murray in the end zone for a safety. Mariota was also intercepted by Lions safety Glover Quin on a long pass in the third quarter to thwart another scoring attempt by the Titans. In the first three stanzas, Tennessee's lone points came on a 46-yard field goal by Ryan Succop.

Both sides were heavily penalized—29 flags between the teams—and the Lions offense saw three of its touchdowns nullified by offensive infractions. Despite those setbacks, Lions quarterback Matthew Stafford directed his team down the field for points four times, including a 24-yard touchdown to wide receiver Anquan Boldin in the first quarter.

However, Detroit began to see its lead slip when Mariota found tight end Delanie Walker for a 30-yard strike on the first play of the fourth quarter. After forcing the Lions to punt on back-to-back drives, the Titans regained possession trailing 15-10 with 7:04 to play. Mariota then orchestrated a 13-play, 83-yard drive, targeting wide receiver Andre Johnson in the end zone on fourth-and-four for the nine-yard, game-winning score.

With 1:13 remaining, the Lions were not finished yet. As Stafford set out to negate the Titans' comeback drive, cornerback Perrish Cox jumped the route of a Lions receiver, intercepting the ball and sealing the first Titans win of the 2016 season.

SCORING

	1	2	3	4	OT	Final
Tennessee	0	3	0	13	0	16
Detroit	9	3	3	0	0	15

TEAM	SCORING PLAY	TIME
Lions	D.Murray tackled in end zone by D.Taylor for a Safety	1-7:16
Lions	A.Boldin 24 yd. pass from M.Stafford (M.Prater kick)	1-4:15
Titans	R.Succop 46 yd. Field Goal	2-12:03
Lions	M.Prater 42 yd. Field Goal	2-1:04
Lions	M.Prater 27 yd. Field Goal	3-1:40
Titans	D.Walker 30 yd. pass from M.Mariota (R.Succop kick)	4-14:54
Titans	A.Johnson 9 yd. pass from M.Mariota (pass failed)	4-1:13

Missed FGs: R.Succop (51WL)

Attendance: 58,466

Time of Game: 3:12

Weather: Indoors

Referee: Brad Allen



TEAM STATISTICS

	Titans	Lions
TOTAL FIRST DOWNS	22	22
THIRD DOWN EFFICIENCY	5-12-42%	7-16-44%
FOURTH DOWN EFFICIENCY	1-1-100%	0-0-0%
TOTAL NET YARDS	363	375
Plays - Avg.	60-6.1	67-5.6
NET YARDS RUSHING	139	137
Rushes - Avg.	24-5.8	23-6.0
NET YARDS PASSING	224	238
Sacked - Yards Lost	3-14	4-22
PASS ATT-COMP-INT	33-25-1	40-22-1
PUNTS - Avg.	3-47.3	5-43.4
PUNT RETURNS - Yards	2-9	2-23
KICKOFF RETURNS - Yards	2-34	2-35
INTERCEPTIONS - Yards	1-3	1-0
PENALTIES - Yards	12-83	17-138
FUMBLES - Lost	1-0	0-0
TOUCHDOWNS	2	1
EXTRA POINTS Made-Attempts	1-2	1-1
FIELD GOALS Made-Attempts	1-2	2-2
RED ZONE EFFICIENCY	1-1-100%	1-3-33%
GOAL TO GO EFFICIENCY	0-0-0%	0-2-0%
SAFETIES	0	1
GIVEAWAYS	1	1
TAKEAWAYS	1	1
TIME OF POSSESSION	30:51	29:09

TITANS STARTERS

OFFENSE		DEFENSE	
WR 18	R.Matthews	DE 90	D.Jones
TE 80	A.Fasano	OLB 93	K.Dodd
LT 77	T.Lewan	DT 99	J.Casey
LG 67	Q.Spain	ILB 55	S.Spence
C 60	B.Jones	CB 23	B.McCain
RG 70	C.Warmack	ILB 54	A.Williamson
RT 78	J.Conklin	OLB 98	B.Orakpo
WR 19	T.Sharpe	CB 20	P.Cox
QB 8	M.Mariota	SS 21	D.Searcy
FB 45	J.Fowler	FS 25	R.Johnson
RB 29	D.Murray	CB 30	J.McCourt

LIONS STARTERS

OFFENSE		DEFENSE	
WR 15	G.Tate	DE 98	D.Taylor
LT 68	T.Decker	DT 93	T.Walker
LG 72	L.Tomlinson	DT 92	H.Ngata
C 64	T.Swanson	DE 94	E.Ansah
RG 75	L.Warford	OLB 52	A.Williams
RT 71	R.Reiff	MLB 59	T.Whitehead
TE 85	E.Ebron	OLB 53	K.Van Noy
WR 11	M.Jones	CB 23	D.Slay
WR 80	A.Boldin	CB 24	N.Lawson
QB 9	M.Stafford	SS 32	T.Wilson
RB 21	A.Abdullah	FS 27	G.Quin

TITANS INDIVIDUAL STATISTICS

Rushing	Att	Yds	Avg	Lg	TD
D.Murray	12	89	7.4	67	0
D.Henry	9	40	4.4	9	0
M.Mariota	2	11	5.5	6	0
M.Cassel	1	-1	-1.0	-1	0
Total	24	139	5.8	67	0

Passing	Att	Cmp	Yds	TD	Lg	IN	Rt
M.Mariota	33	25	238	2	32	1	102.8
Total	33	25	238	2	32	1	102.8

Receiving	Att	Yds	Avg	Lg	TD
D.Murray	7	56	8.0	22	0
D.Walker	6	83	13.8	32	1
R.Matthews	4	40	10.0	20	0
T.Sharpe	4	33	8.3	12	0
A.Johnson	1	9	9.0	9t	1
D.Henry	1	9	9.0	9	0
P.Supernaw	1	7	7.0	7	0
A.Fasano	1	1	1.0	1	0
Total	25	238	9.5	32	2

Interceptions	No	Yds	Avg	Lg	TD
P.Cox	1	3	3.0	3	0
Total	1	3	3.0	3	0

Leading Tacklers (Coaching Totals)
A.Williamson 11-6-5, W.Woodyard 8-5-3, S.Spence 8-2-6, K.Dodd 6-3-3.

Sacks: B.Orakpo 2, K.Dodd 1, K.Klug 1.
FF: None. **FR:** None.

LIONS INDIVIDUAL STATISTICS

Rushing	Att	Yds	Avg	Lg	TD
A.Abdullah	6	38	6.3	24	0
T.Riddick	11	37	3.4	10	0
D.Washington	4	31	7.8	28	0
M.Stafford	2	31	15.5	24	0
Total	23	137	6.0	28	0

Passing	Att	Cmp	Yds	TD	Lg	IN	RT
M.Stafford	40	22	260	1	47	1	72.9
Total	40	22	260	1	47	1	72.9

Receiving	Att	Yds	Avg	Lg	TD
M.Jones	8	118	14.8	47	0
E.Ebron	4	53	13.3	29	0
A.Boldin	4	48	12.0	24t	1
T.Riddick	4	28	7.0	12	0
G.Tate	2	13	6.5	8	0

Interceptions	No	Yds	Avg	Lg	TD
G.Quin	1	0	0.0	--	0
Total	1	0	0.0	--	0

Leading Tacklers (Press Box Totals)
T.Whitehead 10-7-3, T.Wilson 7-7-0, D.Taylor 7-4-3.

Sacks: D.Taylor 1.5, K.Hyder 1, H.Ngata 0.5.
FF: None. **FR:** None.

2016 TITANS GAME-BY-GAME SUMMARIES



Titans 10, Raiders 17
Week 3 • Sunday, Sept. 25, 2016 • 12:00 CDT • Nissan Stadium



GAME RECAP

Despite efforts for a second-consecutive, fourth-quarter comeback win in the final two minutes of the game, the Tennessee Titans fell short to the Oakland Raiders in a 17-10 loss at Nissan Stadium.

The Titans struggled offensively most of the afternoon, punting away six of their 11 drives and losing three others on turnovers. However, the defense contained the high-powered Raiders' offense to a season-low 17 points, including a second-half shutout, giving the offense a chance at a late comeback.

In the third quarter, the Titans constructed their lone touchdown drive of the day on big plays from running back DeMarco Murray—a 36-yard sprint up the left side—and tight end Jace Amaro in his Titans debut—a 26-yard catch from quarterback Marcus Mariota. Murray capped the drive with a five-yard scoring run, marking the first Tennessee rushing touchdown of the season.

At the start of the fourth quarter, Mariota was intercepted by Raiders cornerback Sean Smith at midfield, but linebacker Avery Williamson intercepted Raiders quarterback Derek Carr three plays later to keep Tennessee within one score.

With 1:51 remaining, the Titans' offense returned to the field at their own 20-yard-line and drove down to the Raiders' three-yard-line on clutch receptions by receivers Rishard Matthews, Harry Douglas and Tajae Sharpe. However, an unnecessary roughness penalty on tackle Taylor Lewan pushed the Titans back to the 18-yard-line and an offensive pass interference call negated a touchdown pass to receiver Andre Johnson.

Murray paced the offense in the loss with his team-best 155 yards from scrimmage, including 114 rushing yards, as he recorded his 22nd career 100-yard rushing game.

SCORING

	1	2	3	4	OT	Final
Oakland	7	10	0	0	0	17
Tennessee	3	0	7	0	0	10

TEAM	SCORING PLAY	TIME
Titans	R.Succop 34 yd. Field Goal	1-9:50
Raiders	L.Murray 22 yd. run (S.Janikowski kick)	1-8:19
Raiders	S.Janikowski 52 yd. Field Goal	2-8:13
Raiders	S.Roberts 19 yd. pass from D.Carr (S.Janikowski kick)	2-0:33
Titans	D.Murray 5 yd. run (R.Succop kick)	3-5:51

Missed FGs: None

Attendance: 62,370

Time of Game: 3:03

Weather: Sunny, 89° F, wind from NNE 2 mph

Referee: Tony Corrente



TEAM STATISTICS

	Raiders	Titans
TOTAL FIRST DOWNS	17	19
THIRD DOWN EFFICIENCY	5-13-38%	2-12-17%
FOURTH DOWN EFFICIENCY	0-0-0%	0-1-0%
TOTAL NET YARDS	368	393
Plays - Avg.	61-6.0	63-6.2
NET YARDS RUSHING	123	181
Rushes - Avg.	25-4.9	29-6.2
NET YARDS PASSING	245	212
Sacked - Yards Lost	1-4	1-2
PASS ATT-COMP-INT	35-21-1	33-17-2
PUNTS - Avg.	7-46.6	6-51.8
PUNT RETURNS - Yards	3-38	1-10
KICKOFF RETURNS - Yards	1-16	0-0
INTERCEPTIONS - Yards	2-12	1-0
PENALTIES - Yards	8-58	8-70
FUMBLES - Lost	0-0	2-1
TOUCHDOWNS	2	1
EXTRA POINTS Made-Attempts	2-2	1-1
FIELD GOALS Made-Attempts	1-1	1-1
RED ZONE EFFICIENCY	1-1-100%	1-3-33%
GOAL TO GO EFFICIENCY	0-0-0%	1-1-100%
SAFETIES	0	0
GIVEAWAYS	1	3
TAKEAWAYS	3	1
TIME OF POSSESSION	29:03	30:57

RAIDERS STARTERS

OFFENSE		DEFENSE	
WR 15	M.Crabtree	DE 95	J.Ward
LT 72	D.Penn	DT 92	S.McGee
LG 70	K.Osemele	NT 78	J.Ellis
C 61	R.Hudson	DE 52	K.Mack
RG 66	G.Jackson	SLB 51	B.Irvin
RT 71	M.Watson	MLB 57	C.James
TE 86	L.Smith	WLB 53	M.Smith
WR 89	A.Cooper	LCB 29	D.Amerson
QB 4	D.Carr	SS 42	K.Joseph
RB 28	L.Murray	FS 27	R.Nelson
WR 10	S.Roberts	RCB 21	S.Smith

TITANS STARTERS

OFFENSE		DEFENSE	
WR 18	R.Matthews	DE 90	D.Jones
TE 89	P.Supernaw	DT 99	J.Casey
LT 77	T.Lewan	OLB 91	D.Morgan
LG 67	Q.Spain	ILB 55	S.Spence
C 60	B.Jones	ILB 54	A.Williamson
RG 64	J.Kline	OLB 98	B.Orakpo
RT 78	J.Conklin	CB 20	P.Cox
WR 19	T.Sharpe	SS 21	D.Searcy
QB 8	M.Mariota	FS 25	R.Johnson
FB 45	J.Fowler	CB 30	J.McCourtney
RB 29	D.Murray	CB 23	B.McCain

RAIDERS INDIVIDUAL STATISTICS

Rushing	Att	Yds	Avg	Lg	TD
D.Washington	6	57	9.5	30	0
L.Murray	10	37	3.7	22	1
J.Richard	6	28	4.7	10	0
J.Holton	1	2	2.0	2	0
J.Olawale	1	0	0.0	0	0
D.Carr	1	-1	-1.0	-1	0
Total	25	123	4.9	30	1

Passing	Att	Cmp	Yds	TD	Lg	IN	Rt
D.Carr	35	21	249	1	31	1	79.3
Total	35	21	249	1	31	1	79.3

Receiving	Att	Yds	Avg	Lg	TD
M.Crabtree	8	102	12.8	31	0
A.Cooper	4	62	15.5	25	0
S.Roberts	2	27	13.5	19	1
C.Walford	2	27	13.5	21	0
J.Richard	1	13	13.0	13	0
A.Holmes	1	8	8.0	8	0
D.Washington	1	5	5.0	5	0
L.Smith	1	4	4.0	4	0
L.Murray	1	1	1.0	1	0
Total	21	249	11.9	31	1

Interceptions	No	Yds	Avg	Lg	TD
R.Nelson	1	12	12	12	0
S.Smith	1	0	0.0	0	0
Total	2	12	6.0	12	0

Leading Tacklers (Press Box Totals)

K.Joseph 10-6-4, C.James 6-6-0, R.Nelson 6-4-2.

Sacks: D.Autry 1.

FF: B.Irvin 1. **FR:** R.Nelson 1.

TITANS INDIVIDUAL STATISTICS

Rushing	Att	Yds	Avg	Lg	TD
D.Murray	16	114	7.1	36	1
D.Henry	10	45	4.5	13	0
M.Mariota	3	22	7.3	9	0
Total	29	181	6.2	36	1

Passing	Att	Cmp	Yds	TD	Lg	IN	RT
M.Mariota	33	17	214	0	26	2	46.8
Total	33	17	214	0	26	2	46.8

Receiving	Att	Yds	Avg	Lg	TD
D.Murray	5	41	8.2	16	0
J.Amaro	3	59	19.7	26	0
T.Sharpe	3	48	16.0	23	0
R.Matthews	3	32	10.7	14	0
H.Douglas	2	20	10.0	25	0
J.Fowler	1	14	14.0	14	0
Total	17	214	12.6	26	0

Interceptions	No	Yds	Avg	Lg	TD
A.Williamson	1	0	0.0	0	0
Total	1	0	0.0	0	0

Leading Tacklers (Coaching Totals)

A.Williamson 13-4-9, J.McCourtney 7-3-4, P.Cox 6-6-0.

Sacks: B.Orakpo 1.

FF: None. **FR:** None.

2016 TITANS GAME-BY-GAME SUMMARIES



Titans 20, Texans 27 Week 4 • Sunday, Oct. 2, 2016 • 12:00 CDT • NRG Stadium



GAME RECAP

In their first AFC South division matchup of 2016, the Titans rallied from a double-digit deficit to draw even with the Texans in the third quarter but were unable to finish the comeback, taking a 27-20 loss to Houston at NRG Stadium.

Running back DeMarco Murray led the offense once again, recording 119 all-purpose yards and two rushing scores—Tennessee's only touchdowns of the day—to mark his third-consecutive game with over 100 yards from scrimmage. However, after Texans receiver Will Fuller returned a punt 67 yards for a touchdown in the third quarter, the Titans' offense could not find an answer in the final stanza of the game.

The Texans jumped ahead fast, scoring on their first three possessions to take a 17-3 lead early in the second quarter. The Titans began to click offensively when quarterback Marcus Mariota found receiver Rishard Matthews for a 60-yard gain, and Murray capped the drive with a two-yard push into the endzone.

On Tennessee's next drive, Mariota was intercepted by Texans safety Quintin Demps at the Houston 35-yard-line, but on the very next play, cornerback Jason McCourty snagged a pass away from Texans receiver DeAndre Hopkins. The Titans turned the takeaway into points on a one-yard leap over the goal-line pile by Murray.

After a Houston field goal in the closing seconds of the first half, kicker Ryan Succop tied the game on a 26-yard field goal in the third quarter. Those would prove to be the Titans' final points of the day. They punted their next drive, which Fuller returned for the game-winning score, and could not find the end zone again, despite keeping the Houston offense scoreless in the second half.

Former Texan Andre Johnson had a team-best three receptions for 33 yards.

SCORING

	1	2	3	4	OT	Final
Tennessee	3	14	3	0	0	20
Houston	14	6	7	0	0	27

TEAM	SCORING PLAY	TIME
Texans	C.Fiedorowicz 14 yd. pass from B.Osweiler (N.Novak kick)	1-10:31
Texans	W.Fuller 5 yd. pass from B.Osweiler (N.Novak kick)	1-5:34
Titans	R.Succop 48 yd. Field Goal	1-2:36
Texans	N.Novak 53 yd. Field Goal	2-13:42
Titans	D.Murray 2 yd. run (R.Succop kick)	2-11:21
Titans	D.Murray 1 yd. run (R.Succop kick)	2-2:28
Texans	N.Novak 45 yd. Field Goal	2-0:07
Titans	R.Succop 26 yd. Field Goal	3-7:04
Texans	W.Fuller 67 yd. punt return (N.Novak kick)	3-0:56

Missed FGs: N. Novak (48WR)

Attendance: 71,815

Time of Game: 3:08

Weather: Indoors

Referee: Clete Blakeman



TEAM STATISTICS

	Titans	Texans
TOTAL FIRST DOWNS	16	21
THIRD DOWN EFFICIENCY	7-15-47%	5-12-42%
FOURTH DOWN EFFICIENCY	0-1-0%	0-1-0%
TOTAL NET YARDS	320	359
Plays - Avg.	62-5.2	62-5.8
NET YARDS RUSHING	124	115
Rushes - Avg.	32-3.9	24-4.8
NET YARDS PASSING	196	244
Sacked - Yards Lost	1-6	1-10
PASS ATT-COMP-INT	29-13-1	37-25-2
PUNTS - Avg.	5-51.4	3-50.0
PUNT RETURNS - Yards	3-27	3-84
KICKOFF RETURNS - Yards	5-116	1-28
INTERCEPTIONS - Yards	2-6	1-6
PENALTIES - Yards	11-93	6-59
FUMBLES - Lost	1-0	0-0
TOUCHDOWNS	2	3
EXTRA POINTS Made-Attempts	2-2	3-3
FIELD GOALS Made-Attempts	2-2	2-3
RED ZONE EFFICIENCY	2-3-67%	2-2-100%
GOAL TO GO EFFICIENCY	2-3-67%	1-1-100%
SAFETIES	0	0
GIVEAWAYS	1	2
TAKEAWAYS	2	1
TIME OF POSSESSION	31:42	28:18

TITANS STARTERS

OFFENSE		DEFENSE	
WR 13	K.Wright	DE 90	D.Jones
TE 82	D.Walker	NT 96	A.Woods
LT 77	T.Lewan	DT 99	J.Casey
LG 67	Q.Spain	OLB 91	D.Morgan
C 60	B.Jones	ILB 59	W.Woodyard
RG 64	J.Kline	ILB 54	A.Williamson
RT 78	J.Conklin	OLB 98	B.Orakpo
WR 19	T.Sharpe	CB 20	P.Cox
QB 8	M.Mariota	SS 24	D.Stafford
WR 81	A.Johnson	FS 25	R.Johnson
RB 29	D.Murray	CB 30	J.McCourty

TEXANS STARTERS

OFFENSE		DEFENSE	
WR 10	D.Hopkins	RDE 90	J.Clowney
LT 74	C.Clark	NT 75	V.Wiilfork
LG 71	X.Su'a-Filo	LDE 95	C.Covington
C 65	G.Mancz	SAM 59	W.Mercilus
RG 79	J.Allen	MIKE 56	B.Cushing
RT 72	D.Newton	WILL 55	B.McKinney
TE 87	C.Fiedorowicz	CB 30	K.Johnson
WR 15	W.Fuller	RCB 25	K.Jackson
QB 17	B.Osweiler	LCB 24	J.Joseph
T 63	K.Lamm	SS 27	Q.Demps
RB 26	L.Miller	FS 29	A.Hal

TITANS INDIVIDUAL STATISTICS

Rushing	Att	Yds	Avg	Lg	TD
D.Murray	25	95	3.8	14	2
M.Mariota	4	20	5.0	9	0
D.Henry	3	9	3.0	6	0

Total 32 124 3.9 14 2

Passing	Att	Cmp	Yds	TD	Lg	IN	Rt
M.Mariota	29	13	202	0	60	1	54.1
Total	29	13	202	0	60	1	54.1

Receiving	Att	Yds	Avg	Lg	TD
A.Johnson	3	33	11.0	20	0
R.Matthews	2	82	41.0	60	0
D.Walker	2	34	17.0	24	0
D.Murray	2	24	12.0	14	0
T.Sharpe	2	15	7.5	10	0
K.Wright	2	14	7.0	11	0

Total 13 202 15.5 60 0

Interceptions	No	Yds	Avg	Lg	TD
J.McCourty	1	6	6.0	6	0
P.Cox	1	0	0.0	0	0
Total	2	6	3.0	6	0

Leading Tacklers (Coaching Totals)

A.Williamson 15-9-6, R.Johnson 7-6-1, D.Stafford 7-6-1.

Sacks: B.Orakpo 1.
FF: None. FR: None.

TEXANS INDIVIDUAL STATISTICS

Rushing	Att	Yds	Avg	Lg	TD
L.Miller	19	82	4.3	14	0
A.Blue	3	19	6.3	17	0
B.Osweiler	1	14	14.0	14	0
J.Prosch	1	0	0.0	0	0

Total 24 115 4.8 17 0

Passing	Att	Cmp	Yds	TD	Lg	IN	RT
B.Osweiler	37	25	254	2	45	2	82.5
Total	37	25	254	2	45	2	82.5

Receiving	Att	Yds	Avg	Lg	TD
W.Fuller	7	81	11.6	28	1
J.Strong	5	31	6.2	9	0
C.Fiedorowicz	4	48	12.0	18	1
R.Griffin	3	54	18.0	45	0
L.Miller	3	26	8.7	11	0
J.Prosch	1	6	6.0	6	0
D.Hopkins	1	4	4.0	4	0
A.Blue	1	4	4.0	4	0

Total 25 254 10.2 45 2

Interceptions	No	Yds	Avg	Lg	TD
Q.Demps	1	6	6.0	6	0
Total	1	6	6.0	6	0

Leading Tacklers (Press Box Totals)

B.McKinney 9-6-3, W.Mercilus 7-5-2, J.Joseph 5-5-0, Q.Demps 5-4-1.

Sacks: J.Clowney 1.
FF: B.McKinney 1. FR: None.

2016 TITANS GAME-BY-GAME SUMMARIES



Titans 30, Dolphins 17
Week 5 • Sunday, Oct. 9, 2016 • 1:00 EDT • Hard Rock Stadium



GAME RECAP

Behind 398 total yards of offense and six sacks from the defense, the Titans engineered a 30-17 win over the Miami Dolphins at Hard Rock Stadium to improve to 2-3 on the season and 2-1 on the road.

Quarterback Marcus Mariota completed 20-of-29 passes for 163 yards, three touchdowns and no interceptions for a 117.5 rating on the day. He also added 60 yards on the ground and a rushing score—the Titans' first of the day—with 0:23 left to play in the first quarter.

The teams went score-for-score in the second quarter, first as Dolphins receiver Jakeem Grant returned a punt 74 yards for a touchdown. The Titans responded with a 12-play, 76-yard drive, finished by a five-yard touchdown pass from Mariota to receiver Andre Johnson. Miami answered on its ensuing drive as running back Jay Ajayi punched in a four-yard run to draw even at 14-14.

With two minutes remaining in the first half, Mariota, with help from receivers Tajae Sharpe and Rishard Matthews, marched the offense 75 yards and hit tight end Delanie Walker for a 20-yard, go-ahead touchdown.

The Titans' defense shut down Miami in the second half, as cornerback Jason McCourty and safety Daimion Stafford each recorded interceptions and four of Tennessee's six sacks leveled Dolphins quarterback Ryan Tannehill in the final two stanzas.

Although Miami added one touchdown in the third quarter, kicker Ryan Succop's 40-yard field goal and a four-yard touchdown from Mariota to Matthews kept Tennessee in control. Running back DeMarco Murray contributed 121 yards on the ground as the Titans out-gained the Dolphins 398-to-200 yards on offense.

SCORING

	1	2	3	4	OT	Final
Tennessee	7	14	3	6	0	30
Miami	0	14	3	0	0	17

TEAM	SCORING PLAY	TIME
Titans	M.Mariota 5 yd. run (R.Succop kick)	1-0:23
Dolphins	J.Grant 74 yd. punt return (A.Franks kick)	2-12:23
Titans	A.Johnson 5 yd. pass from M.Mariota (R.Succop kick)	2-5:30
Dolphins	J.Ajayi 4 yd. run (A.Franks kick)	2-2:00
Titans	D.Walker 20 yd. pass from M.Mariota (R.Succop kick)	2-0:47
Titans	R.Succop 40 yd. Field Goal	3-10:33
Dolphins	A.Franks 24 yd. Field Goal	3-5:10
Titans	R.Matthews 4 yd. pass from M.Mariota (kick blocked)	4-8:23

Missed FGs: None

Attendance: 64,425

Time of Game: 2:51

Weather: Partly Cloudy, 88° F, wind from NNE 15 mph

Referee: Craig Wrolstad



TEAM STATISTICS

	Titans	Dolphins
TOTAL FIRST DOWNS	23	8
THIRD DOWN EFFICIENCY	5-12-42%	4-11-36%
FOURTH DOWN EFFICIENCY	0-1-0%	0-0-0%
TOTAL NET YARDS	398	200
Plays - Avg.	70-5.7	41-4.9
NET YARDS RUSHING	235	51
Rushes - Avg.	41-5.7	17-3.0
NET YARDS PASSING	163	149
Sacked - Yards Lost	0-0	6-42
PASS ATT-COMP-INT	29-20-0	18-12-2
PUNTS - Avg.	5-35.0	6-49.7
PUNT RETURNS - Yards	4-20	2-86
KICKOFF RETURNS - Yards	1-20	2-47
INTERCEPTIONS - Yards	2-5	0-0
PENALTIES - Yards	5-40	8-83
FUMBLES - Lost	1-0	0-0
TOUCHDOWNS	4	2
EXTRA POINTS Made-Attempts	3-4	2-2
FIELD GOALS Made-Attempts	1-1	1-1
RED ZONE EFFICIENCY	3-3-100%	1-2-50%
GOAL TO GO EFFICIENCY	3-3-100%	1-1-100%
SAFETIES	0	0
GIVEAWAYS	0	2
TAKEAWAYS	2	0
TIME OF POSSESSION	36:44	23:16

TITANS STARTERS

OFFENSE		DEFENSE	
WR 81	A.Johnson	DE 97	K.Klug
TE 80	A.Fasano	NT 90	D.Jones
LT 77	T.Lewan	DT 99	J.Casey
LG 67	Q.Spain	OLB 91	D.Morgan
C 60	B.Jones	ILB 59	W.Woodyard
RG 64	J.Kline	ILB 54	A.Williamson
RT 78	J.Conklin	OLB 98	B.Orakpo
WR 19	T.Sharpe	CB 20	P.Cox
QB 8	M.Mariota	SS 24	D.Stafford
RB 22	D.Henry	FS 25	R.Johnson
RB 29	D.Murray	CB 30	J.McCourty

DOLPHINS STARTERS

OFFENSE		DEFENSE	
WR 10	K.Stills	DE 98	J.Jones
LT 77	B.Turner	DT 93	N.Suh
LG 63	Dal.Thomas	DT 97	J.Phillips
C 51	M.Pouncey	DE 94	M.Williams
RG 74	J.Bushrod	LB 56	D.Butler
RT 70	J.James	LB 47	K.Alonso
TE 80	D.Sims	LB 46	N.Hewitt
QB 17	R.Tannehill	CB 41	B.Maxwell
RB 23	J.Ajayi	CB 36	T.Lippett
WR 14	J.Landry	S 24	I.Abdul-Quddus
TE 48	M.Gray	S 20	R.Jones

TITANS INDIVIDUAL STATISTICS

Rushing	Att	Yds	Avg	Lg	TD
D.Murray	27	121	4.5	14	0
M.Mariota	7	60	8.6	21	1
D.Henry	7	54	7.7	22	0
Total	41	235	5.7	22	1

Passing	Att	Cmp	Yds	TD	Lg	IN	Rt
M.Mariota	29	20	163	3	29	0	117.5
Total	29	20	163	3	29	0	117.5

Receiving	Att	Yds	Avg	Lg	TD
D.Walker	5	66	13.2	29	1
D.Murray	5	16	3.2	7	0
R.Matthews	4	32	8.0	11	1
T.Sharpe	2	17	8.5	9	0
A.Johnson	2	13	6.5	8	1
A.Fasano	1	10	10.0	10	0
K.Wright	1	9	9.0	9	0
Total	20	163	8.2	29	3

Interceptions	No	Yds	Avg	Lg	TD
D.Stafford	1	4	4.0	4	0
J.McCourty	1	1	1.0	1	0
Total	2	5	2.5	4	0

Leading Tacklers (Coaching Totals)
 B.Orakpo 8-5-3, S.Spence 8-5-3, A.Williamson 8-3-5.

Sacks: J.Casey 2, D.Morgan 2, B.Orakpo 2.
FF: None. **FR:** None.

DOLPHINS INDIVIDUAL STATISTICS

Rushing	Att	Yds	Avg	Lg	TD
J.Ajayi	13	42	3.2	9	1
K.Drake	2	4	2.0	6	0
D.Williams	1	3	3.0	3	0
J.Landry	1	2	2.0	2	0
Total	17	51	3.0	9	1

Passing	Att	Cmp	Yds	TD	Lg	IN	RT
R.Tannehill	18	12	191	0	58	2	62.3
Total	18	12	191	0	58	2	62.3

Receiving	Att	Yds	Avg	Lg	TD
J.Landry	3	28	9.3	11	0
D.Parker	2	70	35.0	50	0
D.Williams	2	67	33.5	58	0
K.Drake	2	16	8.0	9	0
D.Jones	2	4	2.0	5	0
D.Sims	1	6	6.0	6	0
Total	12	191	15.9	58	0

Interceptions	No	Yds	Avg	Lg	TD
None	0	0	--	--	0
Total	0	0	--	--	0

Leading Tacklers (Press Box Totals)
 K.Alonso 12-8-4, T.Lippett 9-8-1, D.Butler 6-4-2, R.Jones 6-3-3.

Sacks: None.
FF: B.Maxwell 1. **FR:** None.

2016 TITANS GAME-BY-GAME SUMMARIES



Titans 28, Browns 26 Week 6 • Sunday, Oct. 16, 2016 • 12:00 CDT • Nissan Stadium



GAME RECAP

For the first time since 2013, the Titans posted back-to-back victories and matched their 2015 win total, holding off a late rally to topple the winless Cleveland Browns 28-26 at Nissan Stadium and move to 3-3 on the season.

The Titans hit the ground running on the opening drive, as quarterback Marcus Mariota sprinted 41 yards downfield on the first play of the game, and capped the drive with an 11-yard touchdown pass to wide receiver Rishard Matthews.

The Tennessee defense, which tallied six sacks for the second-straight game, limited the Browns to two field goals in the first quarter. The Titans capitalized on the momentum early in the second stanza when Mariota connected with wide receiver Kendall Wright, who made a diving catch at the goal line, for a 48-yard touchdown.

Cleveland answered in the closing minute of the half, as quarterback Cody Kessler found receiver Terrelle Pryor, Sr. for a seven-yard score to close the gap to 14-13.

Mariota and Matthews connected again in the Titans' first drive of the third quarter, this time for a 43-yard grab to set up a three-yard touchdown run by DeMarco Murray. The Titans furthered their lead early in the fourth quarter, constructing a 12-play, 80-yard drive—including three third-down catches by Wright to move the chains—and closing with a 15-yard touchdown from Mariota to tight end Anthony Fasano.

Despite trailing 28-13 with 6:43 to play, the Browns would not be deterred. Kessler directed Cleveland 75 yards for a score, finding Pryor again, but the two-point conversion attempt came up short. After recovering an onside kick, the Browns scored again with 27 seconds remaining. Their next onside kick attempt rolled out of bounds, however, effectively sealing the Titans' win.

SCORING

	1	2	3	4	OT	Final
Cleveland	6	7	0	13	0	26
Tennessee	7	7	7	7	0	28

TEAM	SCORING PLAY	TIME
Titans	R.Matthews 11 yd. pass from M.Mariota (R.Succop kick)	1-10:37
Browns	C.Parkey 45 yd. Field Goal	1-8:47
Browns	C.Parkey 37 yd. Field Goal	1-2:08
Titans	K.Wright 48 yd. pass from M.Mariota (R.Succop kick)	2-11:51
Browns	T.Pryor 7 yd. pass from C.Kessler (C.Parkey kick)	2-0:40
Titans	D.Murray 3 yd. run (R.Succop kick)	3-9:33
Titans	A.Fasano 15 yd. pass from M.Mariota (R.Succop kick)	4-6:43
Browns	T.Pryor 5 yd. pass from C.Kessler (pass failed)	4-2:07
Browns	D.Johnson 1 yd. run (C.Parkey kick)	4-0:27

Missed FGs: R.Succop (58WR)

Attendance: 60,897

Time of Game: 3:12

Weather: Sunny, 75° F, wind from SSW 10 mph

Referee: Carl Cheffers



TEAM STATISTICS

	Browns	Titans
TOTAL FIRST DOWNS	16	19
THIRD DOWN EFFICIENCY	3-14-21%	7-13-54%
FOURTH DOWN EFFICIENCY	2-2-100%	0-0-0%
TOTAL NET YARDS	341	407
Plays - Avg.	63-5.4	57-7.1
NET YARDS RUSHING	40	137
Rushes - Avg.	15-2.7	31-4.4
NET YARDS PASSING	301	270
Sacked - Yards Lost	6-36	2-14
PASS ATT-COMP-INT	42-27-0	24-17-1
PUNTS - Avg.	7-50.9	5-45.0
PUNT RETURNS - Yards	2-6	5-30
KICKOFF RETURNS - Yards	1-19	0-0
INTERCEPTIONS - Yards	1-0	0-0
PENALTIES - Yards	11-69	7-96
FUMBLES - Lost	0-0	0-0
TOUCHDOWNS	3	4
EXTRA POINTS Made-Attempts	2-3	4-4
FIELD GOALS Made-Attempts	2-2	0-1
RED ZONE EFFICIENCY	3-4-75%	3-3-100%
GOAL TO GO EFFICIENCY	2-2-100%	2-2-100%
SAFETIES	0	0
GIVEAWAYS	0	1
TAKEAWAYS	1	0
TIME OF POSSESSION	28:59	31:01

BROWNS STARTERS

OFFENSE		DEFENSE	
TE 89	C.Hamlett	DE 98	J.Meder
LT 73	J.Thomas	NT 55	D.Shelton
LG 78	A.Bailey	OLB 90	E.Ogbah
C 74	C.Erving	OLB 57	C.Johnson
RG 77	J.Greco	ILB 56	D.Davis
RT 67	A.Pasztor	ILB 58	C.Kirksey
TE 82	G.Barnidge	OLB 53	J.Schobert
WR 11	T.Pryor	CB 20	B.Boddy-Calhoun
QB 6	C.Kessler	FS 33	J.Poyer
RB 34	I.Crowell	SS 24	I.Campbell
RB 29	D.Johnson	CB 21	J.Taylor

TITANS STARTERS

OFFENSE		DEFENSE	
WR 81	A.Johnson	DE 97	K.Klug
TE 82	D.Walker	NT 90	D.Jones
LT 77	T.Lewan	DT 99	J.Casey
LG 67	Q.Spain	OLB 91	D.Morgan
C 60	B.Jones	ILB 59	W.Woodyard
RG 64	J.Kline	ILB 54	A.Williamson
RT 78	J.Conklin	OLB 98	B.Orakpo
TE 80	A.Fasano	S 24	D.Stafford
TE 71	D.Kelly	SS 21	D.Searcy
QB 8	M.Mariota	FS 25	R.Johnson
RB 29	D.Murray	CB 30	J.McCourt

BROWNS INDIVIDUAL STATISTICS

Rushing	Att	Yds	Avg	Lg	TD
D.Johnson	4	18	4.5	6	1
I.Crowell	9	16	1.8	11	0
T.Pryor	1	3	3.0	3	0
C.Kessler	1	3	3.0	3	0
Total	15	40	2.7	11	1

Passing	Att	Cmp	Yds	TD	Lg	IN	Rt
C.Kessler	41	26	336	2	43	0	105.3
T.Pryor	1	1	1	0	1	0	79.2
Total	42	27	337	2	43	0	105.0

Receiving	Att	Yds	Avg	Lg	TD
T.Pryor	9	75	8.3	16	2
R.Louis	5	65	13.0	42	0
D.Johnson	4	56	14.0	28	0
G.Barnidge	3	59	19.7	43	0
A.Hawkins	3	48	16.0	22	0
I.Crowell	2	20	10.0	11	0
R.Higgins	1	14	14.0	14	0
Total	27	337	12.5	43	2

Interceptions	No	Yds	Avg	Lg	TD
T.Williams	1	0	0.0	0	0
Total	1	0	0.0	0	0

Leading Tacklers (Press Box Totals)
B.Boddy-Calhoun 7-6-1, D.Davis 7-5-2, D.Shelton 5-5-0, C.Kirksey 5-2-3.

Sacks: E.Ogbah 1, D.Shelton 1.

FF: None. **FR:** None.

TITANS INDIVIDUAL STATISTICS

Rushing	Att	Yds	Avg	Lg	TD
D.Murray	21	65	3.1	16	1
M.Mariota	7	64	9.1	41	0
D.Henry	2	7	3.5	4	0
T.Sharpe	1	1	1.0	1	0
Total	31	137	4.4	41	1

Passing	Att	Cmp	Yds	TD	Lg	IN	RT
M.Mariota	24	17	284	3	48	1	132.6
Total	24	17	284	3	48	1	132.6

Receiving	Att	Yds	Avg	Lg	TD
K.Wright	8	133	16.6	48	1
R.Matthews	3	70	23.3	43	1
P.Superfaw	2	25	12.5	17	0
D.Henry	2	20	10.0	12	0
D.Walker	1	21	21.0	21	0
A.Fasano	1	15	15.0	15	1
Total	17	284	16.7	48	3

Interceptions	No	Yds	Avg	Lg	TD
None	0	0	--	--	0
Total	0	0	--	--	0

Leading Tacklers (Coaching Totals)
A.Williamson 10-6-4, P.Cox 5-5-0, S.Spence 5-4-1, Woodyard 5-3-2.

Sacks: J.Casey 1, D.Morgan 1, B.Orakpo 1, S.Spence 1, A.Williamson 1, W.Woodyard 1.

FF: None. **FR:** None.

2016 TITANS GAME-BY-GAME SUMMARIES



Titans 26, Colts 34
Week 7 • Sunday, Oct. 23, 2016 • 12:00 CDT • Nissan Stadium



GAME RECAP

Despite holding a three-point advantage deep into the fourth quarter, the Titans could not withstand a late scoring surge from the Colts, dropping a 34-26 decision to AFC South-rival Indianapolis at Nissan Stadium.

After trailing by a two-score deficit in the first half, the Titans battled back to take a 23-20 lead on a 48-yard Ryan Succop field goal with 6:02 remaining in the game. In response, Colts quarterback Andrew Luck directed his team 70 yards, finding tight end Jack Doyle for the go-ahead touchdown with 2:00 to play. On the next play from scrimmage, Colts defensive tackle T.Y. McGill strip-sacked Titans quarterback Marcus Mariota and linebacker Robert Mathis recovered, returning the fumble 14 yards for a touchdown and sealing the Colts' 10th-straight victory over the Titans.

The Titans started the game with a 78-yard drive on their opening possession and surprised the Colts when Mariota connected with tackle Taylor Lewan for a 10-yard touchdown pass. However, the Titans botched the extra point and the Colts countered with their own touchdown drive. The visitors added another score in the second quarter, followed by a 28-yard field goal by Adam Vinatieri after recovering an onside kick.

Titans running back DeMarco Murray, who tallied 107 yards on 25 attempts, punched in a one-yard touchdown run just before halftime to narrow the gap to 17-13.

Early in the fourth quarter, Mariota finished a 13-play, 75-yard drive by finding tight end Delanie Walker for a seven-yard score to tie the game at 20-20. Although not enough to oust the Colts, Succop's two field goals in the fourth quarter from 48 and 44 yards, respectively, set a new franchise record with 25 consecutive field goals made within 50 yards.

SCORING

	1	2	3	4	OT	Final
Indianapolis	7	10	3	14	0	34
Tennessee	6	7	0	13	0	26

TEAM	SCORING PLAY	TIME
Titans	T.Lewan 10 yd. pass from M.Mariota (pass failed)	1-9:14
Colts	F.Gore 3 yd. pass from A.Luck (A.Vinatieri kick)	1-4:46
Colts	T.Hilton 37 yd. pass from A.Luck (A.Vinatieri kick)	2-10:16
Colts	A.Vinatieri 28 yd. Field Goal	2-7:06
Titans	D.Murray 1 yd. run (R.Succop kick)	2-0:34
Colts	A.Vinatieri 33 yd. Field Goal	3-3:46
Titans	D.Walker 7 yd. pass from M.Mariota (R.Succop kick)	4-12:39
Titans	R.Succop 48 yd. Field Goal	4-6:02
Colts	J.Doyle 7 yd. pass from A.Luck (A.Vinatieri kick)	4-1:55
Colts	R.Mathis 14 yd. fumble return	4-1:47
Titans	R.Succop 44 yd. Field Goal	4-0:43

Missed FGs: None

Attendance: 65,470

Time of Game: 3:21

Weather: Sunny, 68° F, wind from WSW 5 mph

Referee: Jerome Boger



COLTS STARTERS

OFFENSE		DEFENSE	
WR 80 C.Rogers	DE 90 K.Langford	LT 74 A.Castonzo	NT 54 D.Parry
LG 73 J.Haeg	DT 97 A.Jones	C 78 R.Kelly	SLB 93 E.Walden
RG 71 D.Good	MIKE 52 D.Jackson	RT 76 J.Reitz	WILL 57 J.McNary
TE 86 E.Swoope	RUSH98 R.Mathis	WR 13 T.Hilton	LCB 25 P.Robinson
QB 12 A.Luck	SS 29 M.Adams	TE 84 J.Doyle	FS 26 C.Geathers
RB 23 F.Gore	RCB 21 V.Davis		

TITANS STARTERS

OFFENSE		DEFENSE	
WR 81 A.Johnson	DE 90 D.Jones	TE 82 D.Walker	NT 96 A.Woods
LT 77 T.Lewan	DT 99 J.Casey	LG 67 Q.Spain	OLB 91 D.Morgan
C 60 B.Jones	ILB 59 W.Woodyard	RG 64 J.Kline	ILB 54 A.Williamson
RT 78 J.Conklin	OLB 98 B.Orakpo	TE 71 D.Kelly	CB 20 P.Cox
QB 8 M.Mariota	SS 21 D.Searcy	TE 80 A.Fasano	FS 25 R.Johnson
RB 29 D.Murray	CB 30 J.McCourt		

COLTS INDIVIDUAL STATISTICS

Rushing	Att	Yds	Avg	Lg	TD
F.Gore	17	61	3.6	10	0
A.Luck	5	17	3.4	9	0
R.Turbin	2	3	1.5	3	0
Total	24	81	3.4	10	0

Passing	Att	Cmp	Yds	TD	Lg	IN	RT
A.Luck	39	27	353	3	37	0	123.1
Total	39	27	353	3	37	0	123.1

Receiving	Att	Yds	Avg	Lg	TD
J.Doyle	9	78	8.7	24	1
T.Hilton	7	133	19.0	37	1
F.Gore	5	22	4.4	11	1
E.Swoope	2	51	25.5	34	0
C.Rogers	2	30	15.0	21	0
D.Street	1	20	20.0	20	0
R.Turbin	1	19	19.0	19	0
Total	27	353	13.1	37	3

Interceptions	No	Yds	Avg	Lg	TD
None					
Total	0	0	--	--	0

Leading Tacklers (Press Box Totals)
 D.Jackson 9-7-2, M.Adams 8-6-2, C.Geathers 5-5-0, V.Davis 5-5-0, D.Butler 5-4-1.

Sacks: A.Ayers 1, T.McGill 1, E.Walden 1.
FF: T.McGill 1. **FR:** R.Mathis 1.

TITANS INDIVIDUAL STATISTICS

Rushing	Att	Yds	Avg	Lg	TD
D.Murray	25	107	4.3	14	1
M.Mariota	2	14	7.0	14	0
D.Henry	1	3	3.0	3	0
Total	28	124	4.4	14	1

Passing	Att	Cmp	Yds	TD	Lg	IN	RT
M.Mariota	37	22	232	2	26	0	95.8
Total	37	22	232	2	26	0	95.8

Receiving	Att	Yds	Avg	Lg	TD
D.Walker	7	84	12.0	26	1
T.Sharpe	4	59	14.8	21	0
R.Matthews	4	37	9.3	20	0
D.Murray	3	20	6.7	13	0
K.Wright	2	12	6.0	7	0
A.Fasano	1	10	10.0	10	0
T.Lewan	1	10	10.0	10	1
Total	22	232	10.5	26	2

Interceptions	No	Yds	Avg	Lg	TD
None					
Total	0	0	--	--	0

Leading Tacklers (Press Box Totals)
 A.Williamson 9-5-4, D.Stafford 6-5-1, P.Cox 4-4-0, S.Spence 4-4-0, D.Morgan 4-2-2, W.Woodyard 4-2-2.

Sacks: D.Morgan 1.5, K.Klug 0.5.
FF: None. **FR:** None.

TEAM STATISTICS

	Colts	Titans
TOTAL FIRST DOWNS	26	26
THIRD DOWN EFFICIENCY	4-10-40%	9-15-60%
FOURTH DOWN EFFICIENCY	0-0-0%	0-0-0%
TOTAL NET YARDS	422	331
Plays - Avg.	65-6.5	68-4.9
NET YARDS RUSHING	81	124
Rushes - Avg.	24-3.4	28-4.4
NET YARDS PASSING	341	207
Sacked - Yards Lost	2-12	3-25
PASS ATT-COMP-INT	39-27-0	37-22-0
PUNTS - Avg.	4-51.0	4-47.0
PUNT RETURNS - Yards	2-18	1-7
KICKOFF RETURNS - Yards	1-31	1-19
INTERCEPTIONS - Yards	0-0	0-0
PENALTIES - Yards	12-131	6-38
FUMBLES - Lost	0-0	2-1
TOUCHDOWNS	4	3
EXTRA POINTS Made-Attempts	4-4	2-3
FIELD GOALS Made-Attempts	2-2	2-2
RED ZONE EFFICIENCY	2-4-50%	3-3-100%
GOAL TO GO EFFICIENCY	2-3-67%	2-2-100%
SAFETIES	0	0
GIVEAWAYS	0	1
TAKEAWAYS	1	0
TIME OF POSSESSION	32:30	27:30

2016 TITANS GAME-BY-GAME SUMMARIES



Titans 36, Jaguars 22
Week 8 • Thursday, Oct. 27, 2016 • 7:25 CDT • Nissan Stadium



GAME RECAP

Behind 494 total yards of offense and a first-half defensive shutout, the Titans rolled to a 36-22 victory over the Jacksonville Jaguars in a nationally-televised, prime-time game at Nissan Stadium to move to 4-4 at the halfway mark of the season.

In a game in which they never trailed, the Titans tallied more first-half yards than any other team in the 2016 campaign to this point and their most total yards in a game since 2009. Quarterback Marcus Mariota led the charge through the air going 18-of-22 for 270 yards, two touchdowns, no interceptions and a 148.1 rating. Running backs DeMarco Murray and Derrick Henry tag-teamed to give the Titans 214 yards and two scores on the ground, included a 123-yard rushing output by Murray.

After punting on their first drive, the Titans scored on their next six possessions, included two field goals by kicker Ryan Succop and four touchdowns. Wide receiver Kendall Wright hauled in the first score, a 36-yard pass from Mariota, and Henry and Murray each found the end zone on the following drives. Wide receiver Rishard Matthews added another touchdown on a four-yard dart from Mariota in the third quarter.

Early in the fourth quarter, the Titans put their final points on the board with a 33-yard field goal by Succop after the Jaguars muffed a punt in Tennessee territory and rookie LeShaun Sims recovered. On the Titans' next possession—and holding a 36-8 advantage with 8:02 remaining in the game—quarterback Matt Cassel replaced Mariota as the signal caller.

In addition to keeping the Jaguars scoreless in the first half, the Titans' defense held Jacksonville to 48 total rushing yards and put quarterback Blake Bortles on the ground twice with sacks by Derrick Morgan and Avery Williamson.

SCORING

	1	2	3	4	OT	Final
Jacksonville	0	0	8	14	0	22
Tennessee	3	24	6	3	0	36

TEAM	SCORING PLAY	TIME
Titans	R.Succop 32 yd. Field Goal	1-3:31
Titans	K.Wright 36 yd. pass from M.Mariota (R.Succop kick)	2-14:53
Titans	D.Henry 6 yd. run (R.Succop kick)	2-10:36
Titans	D.Murray 14 yd. run (R.Succop kick)	2-7:09
Titans	R.Succop 22 yd. Field Goal	2-0:00
Jaguars	J.Thomas 10 yd. pass from B.Bortles (B.Bortles run)	3-11:05
Titans	R.Matthews 4 yd. pass from M.Mariota (kick failed, wl)	3-6:53
Titans	R.Succop 33 yd. Field Goal	4-12:32
Jaguars	A.Hurns 5 yd. pass from B.Bortles (J.Myers kick)	4-3:11
Jaguars	B.Walters 7 yd. pass from B.Bortles (J.Myers kick)	4-0:01

Missed FGs: None

Attendance: 61,619

Time of Game: 3:08

Weather: Clear, 71° F, wind from NNW 3 mph

Referee: John Hussey



TEAM STATISTICS

	Jaguars	Titans
TOTAL FIRST DOWNS	27	25
THIRD DOWN EFFICIENCY	6-13-46%	9-15-60%
FOURTH DOWN EFFICIENCY	0-1-0%	0-0-0%
TOTAL NET YARDS	370	494
Plays - Avg.	67-5.5	66-7.5
NET YARDS RUSHING	48	214
Rushes - Avg.	11-4.4	43-5.0
NET YARDS PASSING	322	280
Sacked - Yards Lost	2-15	0-0
PASS ATT-COMP-INT	54-33-0	23-19-0
PUNTS - Avg.	6-45.8	4-38.8
PUNT RETURNS - Yards	2-0	1-9
KICKOFF RETURNS - Yards	2-45	1-4
INTERCEPTIONS - Yards	0-0	0-0
PENALTIES - Yards	7-75	7-54
FUMBLES - Lost	2-1	1-0
TOUCHDOWNS	3	4
EXTRA POINTS Made-Attempts	3-3	3-4
FIELD GOALS Made-Attempts	0-0	3-3
RED ZONE EFFICIENCY	3-4-75%	3-6-50%
GOAL TO GO EFFICIENCY	3-3-100%	1-3-33%
SAFETIES	0	0
GIVEAWAYS	1	0
TAKEAWAYS	0	1
TIME OF POSSESSION	25:35	34:25

JAGUARS STARTERS

OFFENSE		DEFENSE	
WR 15	A.Robinson	LEO 91	Y.Ngakoue
TE 80	J.Thomas	DT 90	M.Jackson
LT 68	K.Beachum	DT 95	A.Jones
LG 77	P.Omah	DE 93	T.Alualu
C 65	B.Linder	WLB 50	T.Smith
RG 60	A.Cann	MLB 51	P.Posluszny
RT 78	J.Parnell	OTTO44	M.Jack
TE 89	M.Lewis	LCB 22	A.Colvin
WR 88	A.Hurns	FS 39	T.Gipson
QB 5	B.Bortles	SS 37	J.Cyprien
RB 24	T.Yeldon	RCB 20	J.Ramsey

TITANS STARTERS

OFFENSE		DEFENSE	
WR 18	R.Matthews	DE 90	D.Jones
TE 82	D.Walker	NT 96	A.Woods
LT 77	T.Lewan	DT 99	J.Casey
LG 62	B.Schwenke	OLB 91	D.Morgan
C 60	B.Jones	ILB 59	W.Woodyard
RG 64	J.Kline	ILB 54	A.Williamson
RT 78	J.Conklin	OLB 98	B.Orakpo
TE 80	A.Fasano	CB 23	B.McCain
QB 8	M.Mariota	SS 21	D.Searcy
TE 89	P.Supernaw	FS 24	D.Stafford
RB 29	D.Murray	CB 30	J.McCourt

JAGUARS INDIVIDUAL STATISTICS

Rushing	Att	Yds	Avg	Lg	TD
B.Bortles	4	22	5.5	12	0
T.Yeldon	3	20	6.7	12	0
C.Ivory	4	6	1.5	4	0

Total 11 48 4.4 12 0

Passing	Att	Cmp	Yds	TD	Lg	IN	Rt
B.Bortles	54	33	337	3	31	0	97.5

Total 54 33 337 3 31 0 97.5

Receiving	Att	Yds	Avg	Lg	TD
A.Hurns	7	98	14.0	31	1
A.Robinson	6	70	11.7	21	0
B.Koyack	5	41	8.2	14	0
T.Yeldon	4	36	9.0	12	0
M.Lewis	4	23	5.8	9	0
J.Thomas	3	28	9.3	10	1
B.Walters	2	14	7.0	7	1
M.Lee	1	21	21.0	21	0
C.Ivory	1	6	6.0	6	0

Total 33 337 10.2 31 3

Interceptions	No	Yds	Avg	Lg	TD
None	0	0	--	--	0

Leading Tacklers (Press Box Totals)

T.Smith 15-10-5, J.Cyprien 12-4-8, P.Posluszny 10-6-4.

Sacks: None.
 FF: None. FR: None.

TITANS INDIVIDUAL STATISTICS

Rushing	Att	Yds	Avg	Lg	TD
D.Murray	21	123	5.9	22	1
D.Henry	16	60	3.8	15	1
K.Wright	1	15	15.0	15	0
M.Mariota	3	11	3.7	7	0
D.Walker	1	3	3.0	3	0
M.Cassel	1	2	2.0	2	0

Total 43 214 5.0 22 2

Passing	Att	Cmp	Yds	TD	Lg	IN	RT
M.Mariota	22	18	270	2	47	0	148.1
M.Cassel	1	1	10	0	10	0	108.3

Total 23 19 280 2 47 0 146.4

Receiving	Att	Yds	Avg	Lg	TD
K.Wright	4	84	21.0	36	1
D.Walker	4	75	18.8	47	0
R.Matthews	4	38	9.5	16	1
D.Henry	4	37	9.3	15	0
P.Supernaw	1	30	30.0	30	0
T.Sharpe	1	11	11.0	11	0
D.Murray	1	5	5.0	5	0

Total 19 280 14.7 47 2

Interceptions	No	Yds	Avg	Lg	TD
None	0	0	--	--	0

Leading Tacklers (Coaching Totals)

J.McCourt 8-8-0, A.Williamson 8-6-2, S.Spence 6-1-5, W.Woodyard 6-1-5.

Sacks: D.Morgan 1, A.Williamson 1.
 FF: None. FR: None.

2016 TITANS GAME-BY-GAME SUMMARIES



Titans 35, Chargers 43
Week 9 • Sunday, Nov. 6, 2016 • 1:25 PST • Qualcomm Stadium



GAME RECAP

The Titans, who put up 35 points in consecutive weeks for the first time since the 2004 season, could not overcome their three turnovers, including two returned for scores, and fell to the San Diego Chargers, 43-35, at Qualcomm Stadium.

The Chargers jumped out to an early 16-0 lead, as quarterback Philip Rivers directed two touchdown drives, finding Antonio Gates for a 13-yard score and receiver Tyrell Williams for a six-yard strike. Kicker Josh Lambo also added a 32-yard field goal, while the San Diego defense forced consecutive Titans three-and-outs.

The Titans were undeterred, however, as quarterback Marcus Mariota directed an eight-play, 75-yard drive and connected with receiver Rishard Matthews for a 16-yard score. Although Lambo drilled a 23-yard field goal for the Chargers, the Titans responded with another touchdown drive in the final 1:23 of the first half, with Mariota finding Matthews again for a seven-yard strike in the corner of the end zone.

Entering the second half with the momentum, Mariota used his receiving core to reach the red zone on the opening drive and then scrambled on second-and-10 at the 14-yard line, diving for the pylon and giving Tennessee its first lead of the day, 21-19.

The Chargers regained the lead on a one-yard touchdown run by running back Melvin Gordon, who totaled 196 yards on the ground on the day. As the Titans were looking for an answer, Chargers safety Dwight Lowery recovered a Mariota fumble, forced by linebacker Melvin Ingram, and returned the ball 36 yards for a score.

Although tight end Delanie Walker hauled in an eight-yard touchdown pass from Mariota with 9:55 remaining in the game, Lambo's third field goal from 36 yards out and another Tennessee turnover for points—a 33-yard interception return by cornerback Brandon Flowers with five minutes on the clock—sealed the win for San Diego.

SCORING

	1	2	3	4	OT	Final
Tennessee	0	14	7	14	0	35
San Diego	9	10	14	10	0	43

TEAM	SCORING PLAY	TIME
Chargers	A.Gates 13 yd. pass from P.Rivers (kick failed, wr)	1-10:02
Chargers	J.Lambo 32 yd. Field Goal	1-4:11
Chargers	Ty.Williams 6 yd. pass from P.Rivers (J.Lambo kick)	2-14:18
Titans	R.Matthews 16 yd. pass from M.Mariota (R.Succop kick)	2-11:14
Chargers	J.Lambo 23 yd. Field Goal	2-1:32
Titans	R.Matthews 7 yd. pass from M.Mariota (R.Succop kick)	2-0:14
Titans	M.Mariota 14 yd. run (R.Succop kick)	3-12:19
Chargers	M.Gordon 1 yd. run (J.Lambo kick)	3-5:28
Chargers	D.Lowery 36 yd. fumble return (J.Lambo kick)	3-2:31
Titans	D.Walker 8 yd. pass from M.Mariota (R.Succop kick)	4-9:51
Chargers	J.Lambo 36 yd. Field Goal	4-6:05
Chargers	B.Flowers 33 yd. interception return (J.Lambo kick)	4-4:51
Titans	D.Murray 1 yd. run (R.Succop kick)	4-2:45

Missed FGs: None

Attendance: 52,281

Time of Game: 3:20

Weather: Partly Cloudy, 76° F, wind from W 6 mph

Referee: Brad Allen



TEAM STATISTICS

	Titans	Chargers
TOTAL FIRST DOWNS	24	31
THIRD DOWN EFFICIENCY	5-11-45%	5-11-45%
FOURTH DOWN EFFICIENCY	1-1-100%	0-0-0%
TOTAL NET YARDS	393	476
Plays - Avg.	62-6.3	73-6.5
NET YARDS RUSHING	80	208
Rushes - Avg.	19-4.2	39-5.3
NET YARDS PASSING	313	268
Sacked - Yards Lost	0-0	1-7
PASS ATT-COMP-INT	43-27-2	33-24-0
PUNTS - Avg.	4-45.5	3-46.7
PUNT RETURNS - Yards	1-0	2-3
KICKOFF RETURNS - Yards	2-52	0-0
INTERCEPTIONS - Yards	0-0	2-58
PENALTIES - Yards	8-57	14-107
FUMBLES - Lost	1-1	0-0
TOUCHDOWNS	5	5
EXTRA POINTS Made-Attempts	5-5	4-5
FIELD GOALS Made-Attempts	0-0	3-3
RED ZONE EFFICIENCY	5-5-100%	3-7-43%
GOAL TO GO EFFICIENCY	3-3-100%	2-3-67%
SAFETIES	0	0
GIVEAWAYS	3	0
TAKEAWAYS	0	3
TIME OF POSSESSION	23:31	36:29

TITANS STARTERS

OFFENSE		DEFENSE	
TE 82	D.Walker	DE 90	D.Jones
TE 80	A.Fasano	DT 99	J.Casey
LT 77	T.Lewan	OLB 91	D.Morgan
LG 62	B.Schwenke	ILB 55	S.Spence
C 60	B.Jones	ILB 54	A.Williamson
RG 64	J.Kline	OLB 98	B.Orakpo
RT 78	J.Conklin	CB 20	P.Cox
TE 71	D.Kelly	CB 23	B.McCain
WR 13	K.Wright	SS 21	D.Searcy
QB 8	M.Mariota	FS 24	D.Stafford
RB 29	D.Murray	CB 30	J.McCourtney

CHARGERS STARTERS

OFFENSE		DEFENSE	
WR 15	D.Inman	DE 99	J.Bosa
LT 77	K.Dunlap	NT 92	B.Mebane
LG 74	O.Franklin	DT 71	D.Square
C 68	M.Slauson	DT 94	C.Liuget
RG 76	D.Flucker	OLB 54	M.Ingram
RT 72	J.Barksdale	ILB 56	K.Toomer
TE 85	A.Gates	ILB 51	K.Emanuel
WR 12	T.Benjamin	LCB 24	B.Flowers
WR 16	Ty.Williams	RCB 26	C.Hayward
QB 17	P.Rivers	SS 31	A.Phillips
RB 28	M.Gordon	FS 20	D.Lowery

TITANS INDIVIDUAL STATISTICS

Rushing	Att	Yds	Avg	Lg	TD
D.Murray	14	51	3.6	13	1
A.Andrews	2	15	7.5	9	0
M.Mariota	3	14	4.7	14	1
Total	19	80	4.2	14	2

Passing	Att	Cmp	Yds	TD	Lg	IN	Rt
M.Mariota	43	27	313	3	48	2	88.6
Total	43	27	313	3	48	2	88.6

Receiving	Att	Yds	Avg	Lg	TD
D.Murray	7	29	4.1	10	0
R.Matthews	6	63	10.5	16	2
D.Walker	5	42	8.4	20	1
T.Sharpe	4	58	14.5	29	0
K.Wright	2	64	32.0	48	0
H.Douglas	2	48	24.0	27	0
A.Fasano	1	9	9.0	9	0
Total	27	313	11.6	48	3

Interceptions	No	Yds	Avg	Lg	TD
None					
Total	0	0	--	--	0

Leading Tacklers (Coaching Totals)

K.Byard 10-5-5, W.Woodyard 10-6-4, A.Williamson 10-4-6.

Sacks: W.Woodyard 1.

FF: None. FR: None.

CHARGERS INDIVIDUAL STATISTICS

Rushing	Att	Yds	Avg	Lg	TD
M.Gordon	32	196	6.1	47	1
K.Farrow	4	15	3.8	5	0
P.Rivers	3	-3	-1.0	0	0
Total	39	208	5.3	47	1

Passing	Att	Cmp	Yds	TD	Lg	IN	RT
P.Rivers	33	24	275	2	35	0	117.6
Total	33	24	275	2	35	0	117.6

Receiving	Att	Yds	Avg	Lg	TD
Ty.Williams	6	65	10.8	19	1
D.Inman	6	56	9.3	17	0
A.Gates	5	75	15.0	17	1
M.Gordon	4	65	16.3	35	0
T.Benjamin	1	5	5.0	5	0
J.Butler	1	5	5.0	5	0
K.Farrow	1	4	4.0	4	0
Total	24	275	11.5	35	2

Interceptions	No	Yds	Avg	Lg	TD
B.Flowers	1	33	33.0	33	1
C.Hayward	1	25	25.0	25	0
Total	2	58	29.0	33	1

Leading Tacklers (Press Box Totals)

K.Toomer 9-8-1, B.Flowers 5-5-0, S.Williams 5-5-0, D.Lowery 5-4-1.

Sacks: None.

FF: K.Toomer 1. FR: D.Lowery 1.



TENNESSEE
TITANS

**MISCELLANEOUS
STATISTICS**

TENNESSEE TITANS RECORD WHEN ...

	2016		2015		2014		2013		2012		2011		2010		2009		2008		2007		10-YR. TOTAL		
	W	L	W	L	W	L	W	L	W	L	W	L	W	L	W	L	W	L	W	L	W	L	Pct.
Overall Record	4	5	3	13	2	14	7	9	6	10	9	7	6	10	8	8	13	3	10	6	68	85	0.444
Home	2	3	1	7	1	7	3	5	4	4	5	3	3	5	5	3	7	1	5	3	36	41	0.468
Away	2	2	2	6	1	7	4	4	2	6	4	4	3	5	3	5	6	2	5	3	32	44	0.421
By Month																							
September	1	2	1	2	1	3	3	1	1	3	2	1	2	1	0	3	4	0	2	1	17	17	0.500
October	3	2	0	3	1	3	0	3	2	2	2	2	3	2	0	3	3	0	3	1	17	21	0.447
November	0	1	1	4	0	4	2	2	1	2	2	2	0	3	5	0	4	1	1	3	16	22	0.421
December	0	0	1	3	0	4	2	3	2	3	2	2	1	3	2	2	2	2	4	1	16	23	0.410
January	0	0	0	1	0	0	0	0	0	0	1	0	0	1	1	0	0	0	0	0	2	2	0.500
vs. AFC	3	4	1	11	2	10	6	6	5	7	7	5	3	9	4	8	9	3	7	5	47	68	0.409
South	1	2	1	5	1	5	2	4	1	5	3	3	2	4	2	4	4	2	4	2	21	36	0.368
East	1	0	0	4	0	1	1	0	3	1	1	0	0	1	2	2	0	1	1	0	9	10	0.474
West	0	2	0	1	1	0	2	2	0	1	1	0	1	3	0	1	1	0	2	2	8	12	0.400
North	1	0	0	1	0	4	1	0	1	0	2	2	0	1	0	1	4	0	0	1	9	10	0.474
vs. NFC	1	1	2	2	0	4	1	3	1	3	2	2	3	1	4	0	4	0	3	1	21	17	0.553
South	0	0	2	2	0	0	0	0	0	0	2	2	0	0	0	0	0	0	3	1	7	5	0.583
East	0	0	0	0	0	4	0	0	0	0	0	0	3	1	0	0	0	0	0	0	3	5	0.375
North	1	1	0	0	0	0	0	0	1	3	0	0	0	0	0	0	4	0	0	0	6	4	0.600
West	0	0	0	0	0	0	1	3	0	0	0	0	0	0	4	0	0	0	0	0	5	3	0.625
Playing Conditions																							
On grass	3	4	2	9	2	11	6	7	5	8	8	5	4	9	7	5	10	2	8	5	55	65	0.458
On synthetic grass	1	1	1	4	0	3	1	2	1	2	1	2	2	1	1	3	3	1	2	1	13	20	0.394
Outdoors	3	4	2	11	2	14	6	7	6	7	8	5	5	9	8	7	12	2	7	6	59	72	0.450
Indoors	1	1	1	2	0	0	1	2	0	3	1	2	1	1	0	1	1	1	3	0	9	13	0.409
Day	3	5	3	12	2	12	7	8	4	10	9	7	5	9	7	5	12	3	8	5	60	76	0.441
Night	1	0	0	1	0	2	0	1	2	0	0	0	1	1	1	3	1	0	2	1	8	9	0.471
Temp. 85 or higher	1	1	0	0	0	0	0	0	0	1	0	1	0	1	0	0	1	0	1	0	3	4	0.429
Temp. 32 or lower	0	0	0	0	0	1	0	1	0	1	0	0	0	1	0	0	2	0	1	0	3	4	0.429
In white jerseys	1	4	1	6	2	13	5	3	2	6	5	3	3	5	3	6	4	2	3	3	29	51	0.363
In navy jerseys	1	1	2	6	0	1	0	2	-	-	-	-	-	-	-	-	0	1	5	3	8	14	0.364
In light blue jerseys	2	0	0	1	0	0	2	4	4	4	4	4	3	5	5	2	9	0	2	0	31	20	0.608
Following a win	1	3	0	3	0	2	2	4	1	4	4	4	2	4	5	2	10	3	5	4	30	33	0.476
Following a loss	3	1	2	10	1	12	4	5	5	5	5	2	3	6	3	5	2	0	4	2	32	48	0.400
Win coin toss	3	3	2	5	2	10	4	3	3	7	6	5	4	5	5	4	5	2	8	4	42	48	0.467
Lose coin toss	1	2	1	8	0	4	3	6	3	3	3	2	2	5	3	4	8	1	2	2	26	37	0.413
Titans score on 1st drive	1	2	1	3	0	2	4	4	3	5	3	1	4	1	3	3	6	0	5	0	30	21	0.588
Opp. scores on 1st drive	1	4	1	6	1	6	3	4	5	4	1	4	0	4	3	3	3	2	2	4	20	41	0.328
Titans score first	3	3	2	5	0	5	3	4	4	4	5	2	4	2	4	2	9	1	7	1	41	29	0.586
Opponent scores first	1	2	1	8	2	9	4	5	2	6	4	5	2	8	4	6	4	2	3	5	27	56	0.325
Lead after 1 quarter	3	1	2	2	0	5	2	4	2	0	6	1	5	1	6	1	7	1	4	1	37	17	0.685
Tied after 1 quarter	0	0	0	3	1	1	1	1	2	2	1	0	1	4	1	1	3	0	4	1	14	13	0.519
Trail after 1 quarter	1	4	1	8	1	8	4	4	2	8	2	6	0	5	1	6	3	2	2	4	17	55	0.236
Lead at half	3	1	2	2	2	5	2	4	6	2	7	2	4	1	5	0	9	0	5	1	45	18	0.714
Tied at half	0	0	0	1	0	1	2	1	0	0	2	0	1	3	2	2	2	0	1	1	10	9	0.526
Trail at half	1	4	1	10	0	8	3	4	0	8	0	5	1	6	1	6	2	3	4	4	13	58	0.183

	2016		2015		2014		2013		2012		2011		2010		2009		2008		2007		10-YR. TOTAL		
	W	L	W	L	W	L	W	L	W	L	W	L	W	L	W	L	W	L	W	L	W	L	Pct.
Lead after 3 quarters	3	0	2	3	2	3	4	0	5	1	7	2	5	1	4	0	11	0	9	1	52	11	0.825
Tied after 3 quarters	0	0	0	0	0	0	1	1	0	0	0	0	0	2	4	2	1	0	1	0	7	5	0.583
Trail after 3 quarters	1	5	1	10	0	11	2	8	1	9	2	5	1	7	0	6	1	3	0	5	9	69	0.115
Outcome 7 points or less	2	2	2	6	1	4	6	5	4	3	5	4	1	4	5	3	4	1	6	3	36	35	0.507
Outcome 3 points or less	2	0	1	4	1	3	1	3	3	0	2	1	0	3	4	2	2	1	2	2	18	19	0.486
In Overtime	0	0	1	0	0	0	0	2	1	1	0	0	0	1	1	1	1	0	0	1	4	6	0.400
Score 20 or more points	3	3	3	3	1	4	5	5	5	2	8	0	6	4	7	1	10	0	6	2	54	24	0.692
Allow 20 or fewer points	2	1	1	4	2	2	6	1	3	1	8	1	5	4	6	1	12	1	9	1	54	17	0.761
Outgain opponent	3	2	3	4	1	3	5	4	3	4	5	2	4	1	5	3	8	0	8	3	45	26	0.634
Even yardage	0	0	0	0	0	0	1	0	0	0	0	0	0	0	0	0	0	0	0	0	1	0	0.000
Out-rush opponent	4	3	3	4	1	2	6	2	4	2	5	0	5	4	7	6	8	0	9	2	52	25	0.675
Out-pass opponent	1	2	2	5	1	6	3	5	1	4	5	3	1	4	5	1	7	1	3	2	29	33	0.468
+ Turnover Margin	2	1	2	1	2	1	5	1	4	1	5	0	5	1	5	1	8	1	5	1	43	9	0.827
Even turnover margin	1	0	0	5	0	3	2	1	1	3	3	4	1	2	0	1	4	1	1	0	13	20	0.394
- Turnover margin	1	4	1	7	0	10	0	7	1	6	1	3	0	7	3	6	1	1	4	5	12	56	0.176
Titans 300+ yards	4	5	3	3	1	9	6	5	3	6	9	4	5	4	8	4	9	0	5	4	53	44	0.546
Titans -300 yards	0	0	0	10	1	5	1	4	3	4	0	3	1	6	0	4	4	3	5	2	15	41	0.268
Titans 30+ rushes	3	1	2	1	1	1	5	2	3	0	4	0	4	0	7	3	11	0	9	3	49	11	0.817
Titans -30 rushes	1	4	1	12	1	13	2	7	3	10	5	7	2	10	1	5	2	3	1	3	19	74	0.204
Time of poss. 30:00 +	4	3	3	6	1	4	6	4	2	2	6	1	2	1	5	1	8	0	7	4	44	26	0.629
Time of poss. - 30:00	0	2	0	7	1	10	1	5	4	8	3	6	4	9	3	7	5	3	3	2	24	59	0.289
Have 100-yard rusher	2	2	1	0	0	0	2	0	3	2	4	0	5	3	8	4	4	0	5	1	34	12	0.739
(C. Brown)	-	-	-	-	-	-	-	-	-	-	-	-	-	-	-	-	-	-	1	0	1	0	1.000
(C. Johnson)	-	-	-	-	-	-	2	0	3	2	4	0	5	3	8	4	4	0	-	-	26	9	0.743
(M. Mariota)	0	0	1	0	-	-	-	-	-	-	-	-	-	-	-	-	-	-	-	-	1	0	1.000
(D. Murray)	2	2	-	-	-	-	-	-	-	-	-	-	-	-	-	-	-	-	-	-	2	2	0.500
(L. White)	-	-	-	-	-	-	-	-	-	-	-	-	-	-	0	0	2	0	4	1	6	1	0.857
Have 100-yard receiver	1	0	2	2	0	4	4	2	1	1	3	4	2	2	2	1	3	0	2	0	20	16	0.556
(K. Britt)	-	-	-	-	-	0	0	0	1	1	1	1	2	0	1	1	-	-	-	-	4	3	0.571
(J. Cook)	-	-	-	-	-	-	-	-	0	0	1	1	0	0	0	0	-	-	-	-	1	1	0.500
(J. Gage)	-	-	-	-	-	-	-	-	-	-	-	-	0	0	0	0	2	0	1	0	3	0	1.000
(D. Green-Beckham)	-	-	1	1	-	-	-	-	-	-	-	-	-	-	-	-	-	-	-	-	1	1	0.500
(J. Hunter)	-	-	0	0	0	0	1	1	-	-	-	-	-	-	-	-	-	-	-	-	1	1	0.500
(C. Johnson)	-	-	-	-	-	-	0	0	0	0	0	0	0	0	1	0	0	0	-	-	1	0	1.000
(B. Scaife)	-	-	-	-	-	-	-	-	-	-	-	-	0	0	0	0	1	0	0	0	1	0	1.000
(D. Walker)	0	0	0	1	0	2	0	0	-	-	-	-	-	-	-	-	-	-	-	-	0	3	0.000
(N. Washington)	-	-	-	-	0	1	3	0	1	0	0	2	0	2	0	0	-	-	-	-	4	5	0.444
(D. Williams)	-	-	-	-	-	-	0	0	0	0	1	0	0	0	-	-	-	-	-	-	1	0	1.000
(R. Williams)	-	-	-	-	-	-	-	-	-	-	-	-	-	-	-	-	-	-	1	0	1	0	1.000
(K. Wright)	1	0	1	0	0	1	1	1	0	0	-	-	-	-	-	-	-	-	-	-	3	2	0.600
Have 300-yard passer	0	1	1	1	0	1	1	2	1	1	3	0	0	1	1	0	0	0	0	1	7	8	0.467
(K. Collins)	-	-	-	-	-	-	-	-	-	-	-	-	0	1	0	0	0	0	0	0	0	1	0.000
(R. Fitzpatrick)	-	-	-	-	-	-	1	1	-	-	-	-	-	-	-	-	-	-	-	-	1	1	0.500
(M. Hasselbeck)	-	-	-	-	-	0	0	0	0	0	3	0	-	-	-	-	-	-	-	-	3	0	1.000
(J. Locker)	-	-	-	-	0	0	0	1	1	1	0	0	-	-	-	-	-	-	-	-	1	2	0.333
(M. Mariota)	0	1	1	1	-	-	-	-	-	-	-	-	-	-	-	-	-	-	-	-	1	2	0.333
(Z. Mettenberger)	-	-	0	0	0	1	-	-	-	-	-	-	-	-	-	-	-	-	-	-	0	1	0.000
(V. Young)	-	-	-	-	-	-	-	-	-	-	-	-	0	0	1	0	0	0	0	1	1	1	0.500
Oppon. 100-yard rusher	0	1	0	3	0	7	1	1	1	2	2	4	1	2	1	1	1	1	0	2	7	24	0.226
Oppon. 100-yard receiver	1	3	2	5	1	6	0	3	3	5	0	3	2	6	1	5	2	1	2	1	14	38	0.269
Oppon. 300-yard passer	2	1	2	1	1	3	0	1	1	1	1	2	3	5	2	5	2	0	0	1	14	20	0.412

2016 TENNESSEE TITANS SUPERLATIVES

TITANS

LONGEST RUN FROM SCRIMMAGE:	67	by DeMarco Murray at Detroit, 9/18
LONGEST PASS COMPLETION:	60	by Marcus Mariota to Rishard Matthews at Houston, 10/2
LONGEST PUNT RETURN:	17	by Marc Mariani at Houston, 10/2
LONGEST KICKOFF RETURN:	37	by Marc Mariani at San Diego, 11/6
LONGEST INTERCEPTION RETURN:	6	by Jason McCourty at Houston, 10/2
LONGEST PUNT:	71	by Brett Kern at Houston, 10/2
LONGEST FIELD GOAL:	48	Twice, last by Ryan Succop vs. Indianapolis, 10/23
MOST RUSHING ATTEMPTS:	27	by DeMarco Murray at Miami, 10/9
MOST YARDS RUSHING:	123	by DeMarco Murray vs. Jacksonville, 10/27
MOST PASSES ATTEMPTED:	43	by Marcus Mariota at San Diego, 11/6
MOST YARDS PASSING:	313	by Marcus Mariota at San Diego, 11/6
MOST PASSES CAUGHT:	8	by Kendall Wright vs. Cleveland, 10/16
MOST YARDS ON RECEPTIONS:	133	by Kendall Wright vs. Cleveland, 10/16
MOST TOUCHDOWN PASSES:	3	Three times, last by Marcus Mariota at San Diego, 11/6
MOST INTERCEPTIONS THROWN:	2	Twice, last by Marcus Mariota at San Diego, 11/6
MOST RUSHING TOUCHDOWNS:	2	by DeMarco Murray at Houston, 10/2
MOST TOUCHDOWN RECEPTIONS:	2	Twice, last by Rishard Matthews at San Diego, 11/6

OPPONENTS

LONGEST RUN FROM SCRIMMAGE:	47	by Melvin Gordon at San Diego, 11/6
LONGEST PASS COMPLETION:	58	by Ryan Tannehill to Damien Williams at Miami, 10/9
LONGEST PUNT RETURN:	74t	by Jakeem Grant at Miami, 10/9
LONGEST KICKOFF RETURN:	61	by Cordarrelle Patterson vs. Minnesota, 9/11
LONGEST INTERCEPTION RETURN:	77t	by Eric Kendricks vs. Minnesota, 9/11
LONGEST PUNT:	72	by Marquette King vs. Oakland, 9/25
LONGEST FIELD GOAL:	53	by Nick Novak at Houston, 10/2
MOST RUSHING ATTEMPTS:	32	by Melvin Gordon at San Diego, 11/6
MOST YARDS RUSHING:	196	by Melvin Gordon at San Diego, 11/6
MOST PASSES ATTEMPTED:	54	by Blake Bortles vs. Jacksonville, 10/27
MOST YARDS PASSING:	353	by Andrew Luck vs. Indianapolis, 10/23
MOST PASSES CAUGHT:	9	Twice, last by Jack Doyle vs. Indianapolis, 10/23
MOST YARDS ON RECEPTIONS:	133	by T.Y. Hilton vs. Indianapolis, 10/23
MOST TOUCHDOWN PASSES:	3	Twice, last by Blake Bortles vs. Jacksonville, 10/27
MOST INTERCEPTIONS THROWN:	2	Twice, last by Ryan Tannehill at Miami, 10/9
MOST RUSHING TOUCHDOWNS:	1	Four times, last by Melvin Gordon at San Diego, 11/6
MOST TOUCHDOWN RECEPTIONS:	2	by Terrelle Pryor Sr. vs. Cleveland, 10/16

TITANS HIGHS AND LOWS

	<u>HIGH</u>		<u>LOW</u>	
POINTS:	36	vs. Jacksonville, 10/27	10	vs. Oakland, 9/25
FIRST DOWNS:	26	vs. Indianapolis, 10/23	16	at Houston, 10/2
NET RUSHING YARDS:	235	at Miami, 10/9	64	vs. Minnesota, 9/11
NET PASSING YARDS:	313	at San Diego, 11/6	163	at Miami, 10/9
TOTAL OFFENSE:	494	vs. Jacksonville, 10/27	316	vs. Minnesota, 9/11
TOTAL PLAYS:	70	at Miami, 10/9	57	vs. Cleveland, 10/16
RUSHING ATTEMPTS:	43	vs. Jacksonville, 10/27	19	at San Diego, 11/6
PASSING ATTEMPTS:	43	at San Diego, 11/6	23	vs. Jacksonville, 10/27
PASSES COMPLETED:	27	at San Diego, 11/6	13	at Houston, 10/2
PASSES HAD INT.:	2	Twice, last at San Diego, 11/6	0	Three times, last vs. Jacksonville, 10/27
FUMBLES LOST:	2	vs. Minnesota, 9/11	0	Five times, last vs. Jacksonville, 10/27
NUMBER OF PENALTIES:	12	at Detroit, 9/18	2	vs. Minnesota, 9/11
YARDS PENALIZED:	96	vs. Cleveland, 10/16	10	vs. Minnesota, 9/11
TIME OF POSSESSION:	36:44	at Miami, 10/9	23:31	at San Diego, 11/6

OPPONENT HIGHS AND LOWS

	<u>HIGH</u>		<u>LOW</u>	
POINTS:	43	at San Diego, 11/6	15	at Detroit, 9/18
FIRST DOWNS:	31	at San Diego, 11/6	8	at Miami, 10/9
NET RUSHING YARDS:	208	at San Diego, 11/6	40	vs. Cleveland, 10/16
NET PASSING YARDS:	341	vs. Indianapolis, 10/23	149	at Miami, 10/9
TOTAL OFFENSE:	476	at San Diego, 11/6	200	at Miami, 10/9
TOTAL PLAYS:	73	at San Diego, 11/6	41	at Miami, 10/9
RUSHING ATTEMPTS:	39	at San Diego, 11/6	11	vs. Jacksonville, 10/27
PASSING ATTEMPTS:	54	vs. Jacksonville, 10/27	18	at Miami, 10/9
PASSES COMPLETED:	33	vs. Jacksonville, 10/27	12	at Miami, 10/9
PASSES HAD INT.:	2	Twice, last at Miami, 10/9	0	Five times, last at San Diego, 11/6
FUMBLES LOST:	1	vs. Jacksonville, 10/27	0	Eight times, last at San Diego, 11/6
NUMBER OF PENALTIES:	17	at Detroit, 9/18	3	vs. Minnesota, 9/11
YARDS PENALIZED:	138	at Detroit, 9/18	39	vs. Minnesota, 9/11
TIME OF POSSESSION:	36:29	at San Diego, 11/6	23:16	at Miami, 10/9

BIG PLAYS (30 OR MORE YARDS FROM SCRIMMAGE)

TITANS BIG PLAYS

1. 32 -yard pass from Marcus Mariota to Delanie Walker at Detroit, 9/18
2. 67 -yard run by DeMarco Murray at Detroit, 9/18
3. 30 -yard touchdown pass from Marcus Mariota to Delanie Walker at Detroit, 9/18
4. 36 -yard run by DeMarco Murray vs. Oakland, 9/25
5. 60 -yard pass from Marcus Mariota to Rishard Matthews at Houston, 10/2
6. 41 -yard run by Marcus Mariota vs. Cleveland, 10/16
7. 48 -yard touchdown pass from Marcus Mariota to Kendall Wright vs. Cleveland, 10/16
8. 43 -yard pass from Marcus Mariota to Rishard Matthews vs. Cleveland, 10/16
9. 36 -yard touchdown pass from Marcus Mariota to Kendall Wright vs. Jacksonville, 10/27
10. 30 -yard pass from Marcus Mariota to Phillip Supernaw vs. Jacksonville, 10/27
11. 47 -yard pass from Marcus Mariota to Delanie Walker vs. Jacksonville, 10/27
12. 48 -yard pass from Marcus Mariota to Kendall Wright at San Diego, 11/6

OPPONENTS BIG PLAYS

1. 33 -yard pass from Shaun Hill to Stefon Diggs vs. Minnesota, 9/11
2. 30 -yard pass from Matthew Stafford to Marvin Jones at Detroit, 9/18
3. 47 -yard pass from Matthew Stafford to Marvin Jones at Detroit, 9/18
4. 30 -yard run by DeAndre Washington vs. Oakland, 9/25
5. 31 -yard pass from Derek Carr to Michael Crabtree vs. Oakland, 9/25
6. 45 -yard pass from Brock Osweiler to Ryan Griffin at Houston, 10/2
7. 58 -yard pass from Ryan Tannehill to Damien Williams at Miami, 10/9
8. 50 -yard pass from Ryan Tannehill to DeVante Parker at Miami, 10/9
9. 43 -yard pass from Cody Kessler to Gary Barnidge vs. Cleveland, 10/16
10. 42 -yard pass from Cody Kessler to Ricardo Louis vs. Cleveland, 10/16
11. 34 -yard pass from Andrew Luck to Erik Swoope vs. Indianapolis, 10/23
12. 37 -yard touchdown pass from Andrew Luck to T.Y. Hilton vs. Indianapolis, 10/23
13. 31 -yard pass from Blake Bortles to Allen Hurns vs. Jacksonville, 10/27
14. 43 -yard run by Melvin Gordon at San Diego, 11/6
15. 35 -yard pass from Philip Rivers to Melvin Gordon at San Diego, 11/6
16. 47 -yard run by Melvin Gordon at San Diego, 11/6

LONGEST 2016 SCORING DRIVES

Most Plays:	Titans	14	at Detroit, 9/18, 47 yards, 7:12, FG
	Opponent	14	at San Diego, 11/6, 75 yards, 6:51, TD
			at Detroit, 9/18, 63 yards, 7:10, FG
Most Yards:	Titans	93	vs. Oakland, 9/25, 7 plays, 3:54, TD
	Opponent	94	vs. Cleveland, 10/16, 9 plays, 3:49, TD
Most Time:	Titans	7:56	at Houston, 10/2, 13 plays, 59 yards, FG
	Opponent	7:10	at Detroit, 9/18, 14 plays, 63 yards, FG

TURNOVER ANALYSIS

PLUS-MINUS TURNOVER RATIO

	<u>Takeaways</u>	<u>Turnovers</u>	<u>Ratio</u>
1 st Half	1	4	-3
1 st quarter	0	0	0
2 nd quarter	1	4	-3
2 nd Half	6	9	-3
3 rd quarter	3	3	0
4 th quarter	3	6	-3
Overtime	0	0	0
Totals	7	13	-6

GAME-BY-GAME TURNOVER RATIO

<u>Date</u>	<u>Opponent</u>	<u>Takeaways</u>	<u>Turnovers</u>	<u>Ratio</u>	<u>Result</u>
9/11	vs. Minnesota	0	3	-3	L
9/18	at Detroit	1	1	0	W
9/25	vs. Oakland	1	3	-2	L
10/2	at Houston	2	1	+1	L
10/9	at Miami	2	0	+2	W
10/16	vs. Cleveland	0	1	-1	W
10/23	vs. Indianapolis	0	1	-1	L
10/27	vs. Jacksonville	1	0	+1	W
11/6	at San Diego	0	3	-3	L

FUMBLES

<u>Player</u>	<u>Fumbles</u>	<u>Lost</u>
Marcus Mariota	7	4
DeMarco Murray	1	1
Marc Mariani	1	0
DeMarco Murray	1	0
Delanie Walker	1	0
TOTALS	11	5
OPPONENTS	2	1

INACTIVE PLAYERS

Date	Opponent	Inactive Players
9/11	vs. Minnesota	Amaro, Kline, Sims, Tanney, Tretola, Wallace, Wright
9/18	at Detroit	Amaro, Au. Johnson, Kline, Morgan, Sims, Tretola, Wright
9/25	vs. Oakland	Au. Johnson, Riley, Sims, Tretola, Walker, Wallace, Wright
10/2	at Houston	Douglas, Au. Johnson, Palmer, Riggs, Riley, Searcy, Tretola
10/9	at Miami	Amaro, Douglas, Palmer, Riggs, Searcy, Tretola, Woods
10/16	vs. Cleveland	Amaro, Douglas, Riggs, Riley, Tretola, Wallace, Woods
10/23	vs. Indianapolis	Amaro, Douglas, Au. Johnson, Riggs, Riley, Tretola, Wallace
10/27	vs. Jacksonville	Amaro, Cox, Dodd, Douglas, Au. Johnson, R. Johnson, Spain
11/6	at San Diego	Amaro, Au. Johnson, R. Johnson, McBride, Riggs, Spain, Wallace

DRIVE ENGINEERING TITANS

QB	Game	Drives Started	Drives Ended By . . .									Points Yield	Points/ Drive	Drive Eff.	
			TD	FG	FGA	PNT	DWN	TRN	SAF	GM	HLF				
Mariota	9/11 MIN	11	2	1	1	5	0	3	0	0	0	0	16	1.5	27.3%
	9/18 at DET	10	2	1	2	3	0	1	1	1	1	0	16	1.6	30.0%
	9/25 OAK	12	1	1	1	6	1	3	0	0	0	0	10	0.8	16.7%
	10/2 at HOU	13	2	2	2	5	1	1	0	1	1	1	20	1.5	30.8%
	10/9 at MIA	12	4	1	1	5	1	0	0	1	0	0	30	2.5	41.7%
	10/16 CLE	12	4	0	1	5	0	1	0	1	0	0	28	2.3	33.3%
	10/23 IND	10	3	2	2	4	0	1	0	0	0	0	26	2.6	50.0%
	10/27 JAX	12	4	3	3	4	0	0	0	0	1	0	36	3.0	58.3%
11/6 at SD	12	5	0	0	4	0	3	0	0	0	0	35	2.9	41.7%	
11/13 GB												-	-	-	
11/20 at IND												-	-	-	
11/27 at CHI												-	-	-	
12/11 DEN												-	-	-	
12/18 at KC												-	-	-	
12/24 at JAX												-	-	-	
1/1 HOU												-	-	-	
MARIOTA TOTALS		104	27	11	13	41	3	13	1	5	1	217	2.1	36.5%	
TEAM TOTALS		104	27	11	13	41	3	13	1	5	1	217	2.1	36.5%	

OPPONENTS

QB	Game	Drives Started	Drives Ended By . . .									Points Yield	Points/ Drive	Drive Eff.
			TD	FG	FGA	PNT	DWN	TRN	SAF	GM	HLF			
Hill	9/11 MIN	10	0	4	6	3	0	0	0	1	0	12	1.2	40.0%
Stafford	9/18 at DET	10	1	2	2	5	0	1	0	0	1	13	1.3	30.0%
Carr	9/25 OAK	12	2	1	1	7	0	1	0	1	0	17	1.4	25.0%
Osweiler	10/2 at HOU	11	2	2	3	3	1	2	0	0	0	20	1.8	36.4%
Tannehill	10/9 at MIA	10	1	1	1	6	0	2	0	0	0	10	1.0	20.0%
Kessler	10/16 CLE	12	3	2	2	7	0	0	0	0	0	26	2.2	41.7%
Luck	10/23 IND	11	3	2	2	4	0	0	0	1	1	27	2.5	45.5%
Bortles	10/27 JAX	10	3	0	0	6	1	0	0	0	0	22	2.2	30.0%
Rivers	11/6 at SD	11	3	3	3	3	0	0	0	1	1	29	2.6	54.5%
	11/13 GB											-	-	-
	11/20 at IND											-	-	-
	11/27 at CHI											-	-	-
	12/11 DEN											-	-	-
	12/18 at KC											-	-	-
	12/24 at JAX											-	-	-
	1/1 HOU											-	-	-
OPPONENTS TOTALS		97	18	17	20	44	2	6	0	4	3	176	1.8	36.1%

THIRD DOWN EFFICIENCY

TITANS

Game	THIRD DOWN AND ...												TOTAL		PCT.
	1 Made Att.	2 Made Att.	3 Made Att.	4 Made Att.	5 Made Att.	6 Made Att.	7 Made Att.	8 Made Att.	9 Made Att.	10+ Made Att.	Made	Att.	Made	Att.	
9/11 MIN	2 4	2 2	0 0	1 1	0 0	0 1	0 0	1 1	0 0	2 5	8 14	57.1			
9/18 at DET	2 2	0 0	0 1	0 1	2 2	1 1	0 2	0 0	0 0	0 3	5 12	41.7			
9/25 OAK	0 0	0 1	1 1	0 0	0 2	1 1	0 1	0 0	0 1	0 5	2 12	16.7			
10/2 at HOU	3 3	0 0	0 2	1 1	1 2	1 2	0 1	0 1	1 1	0 2	7 15	46.7			
10/9 at MIA	1 1	2 2	0 1	0 0	1 1	1 2	0 0	0 1	0 0	0 4	5 12	41.7			
10/16 CLE	0 0	2 3	0 2	1 1	0 0	0 0	1 1	1 1	0 0	2 5	7 13	53.8			
10/23 IND	2 3	0 0	2 2	0 0	1 4	1 1	1 2	0 0	0 0	2 3	9 15	60.0			
10/27 JAX	2 2	1 1	0 0	2 3	0 0	1 1	1 1	1 2	0 1	1 4	9 15	60.0			
11/6 at SD	3 5	0 0	0 0	0 0	1 2	0 2	0 0	0 0	0 0	1 2	5 11	45.5			
11/13 GB															
11/20 at IND															
11/27 at CHI															
12/11 DEN															
12/18 at KC															
12/24 at JAX															
1/1 HOU															
TOTALS	15 20	7 9	3 9	5 7	6 13	6 11	3 8	3 6	1 3	8 33	57 119	47.9			

	Made	Att.	Pct.
Titans third down and 1 - 4:	30	45	66.7
Titans third down and 5 - 9:	19	41	46.3
Titans third down and 10+ :	8	33	24.2

OPPONENTS

Game	THIRD DOWN AND ...												TOTAL		PCT.
	1 Made Att.	2 Made Att.	3 Made Att.	4 Made Att.	5 Made Att.	6 Made Att.	7 Made Att.	8 Made Att.	9 Made Att.	10+ Made Att.	Made	Att.	Made	Att.	
9/13 at TB	2 2	2 2	0 0	0 1	0 2	0 1	0 0	0 1	0 0	2 5	6 14	42.9			
9/20 at CLE	1 1	0 1	1 1	0 1	1 1	1 1	0 0	0 1	1 3	2 6	7 16	43.8			
9/27 IND	0 0	0 1	0 0	0 0	1 3	2 2	0 0	0 1	1 2	1 4	5 13	38.5			
10/11 BUF	0 0	1 1	0 0	1 4	1 1	0 2	0 1	0 0	0 0	2 3	5 12	41.7			
10/18 MIA	1 2	1 1	0 0	0 1	1 1	0 0	0 0	0 0	1 1	0 5	4 11	36.4			
10/25 ATL	1 3	0 0	1 1	0 0	0 2	1 1	0 1	0 1	0 1	0 4	3 14	21.4			
11/1 at HOU	1 1	0 1	1 1	0 0	0 2	0 0	1 2	0 0	0 0	1 3	4 10	40.0			
11/8 at NO	1 1	1 1	1 2	1 3	1 1	0 2	0 0	0 0	0 1	1 2	6 13	46.2			
11/15 CAR	1 1	0 1	0 0	1 1	0 2	1 1	2 3	0 1	0 0	0 1	5 11	45.5			
11/19 at JAX															
11/29 OAK															
12/6 JAX															
12/13 at NYJ															
12/20 at NE															
12/27 HOU															
1/3 at v															
TOTALS	8 11	5 9	4 5	3 11	5 15	5 10	3 7	0 5	3 8	9 33	45 114	39.5			

	Made	Att.	Pct.
Opponents third down and 1 - 4:	20	36	55.6
Opponents third down and 5 - 9:	16	45	35.6
Opponents third down and 10+ :	9	33	27.3

INSIDE THE 20 EFFICIENCY

Game	Results	Total										Total Points	Scoring Eff.	TD Eff.		
		Succ. / Att.	TD	FG	FGA	Int	Fum	Dwn	Gm	Hlf	Punt					
9/11 MIN																
Titans:	3 7 7	3 / 3	2	1	1	0	0	0	0	0	0	0	0	17	100.0%	66.7%
Opponents:	M 3 3	2 / 3	0	2	3	0	0	0	0	0	0	0	6	66.7%	0.0%	
9/18 at DET																
Titans:	7	1 / 1	1	0	0	0	0	0	0	0	0	0	7	100.0%	100.0%	
Opponents:	7 3 3	3 / 3	1	2	2	0	0	0	0	0	0	0	13	100.0%	33.3%	
9/25 OAK																
Titans:	3 7 Dwn	2 / 3	1	1	1	0	0	1	0	0	0	0	10	66.7%	33.3%	
Opponents:	7	1 / 1	1	0	0	0	0	0	0	0	0	0	7	100.0%	100.0%	
10/2 at HOU																
Titans:	7 7 3	3 / 3	2	1	1	0	0	0	0	0	0	0	17	100.0%	66.7%	
Opponents:	7 7	2 / 2	2	0	0	0	0	0	0	0	0	0	14	100.0%	100.0%	
10/9 at MIA																
Titans:	7 7 7	3 / 3	3	0	0	0	0	0	0	0	0	0	21	100.0%	100.0%	
Opponents:	7 3	2 / 2	1	1	1	0	0	0	0	0	0	0	10	100.0%	50.0%	
10/16 CLE																
Titans:	7 7 7	3 / 3	3	0	0	0	0	0	0	0	0	0	21	100.0%	100.0%	
Opponents:	3 7 7 7	4 / 4	3	1	1	0	0	0	0	0	0	0	24	100.0%	75.0%	
10/23 IND																
Titans:	7 7 7	3 / 3	3	0	0	0	0	0	0	0	0	0	21	100.0%	100.0%	
Opponents:	7 3 3 7	4 / 4	2	2	2	0	0	0	0	0	0	0	20	100.0%	50.0%	
10/27 JAX																
Titans:	3 7 7 3 7 3	6 / 6	3	3	3	0	0	0	0	0	0	0	30	100.0%	50.0%	
Opponents:	7 Dwn 7 7	3 / 4	3	0	0	0	0	1	0	0	0	0	21	75.0%	75.0%	
11/6 at SD																
Titans:	7 7 7 7 7	5 / 5	5	0	0	0	0	0	0	0	0	0	35	100.0%	100.0%	
Opponents:	7 3 7 3 7 3 Gm	6 / 7	3	3	3	0	0	0	1	0	0	0	30	85.7%	42.9%	
11/13 GB																
Titans:		0 / 0	0	0	0	0	0	0	0	0	0	0	0	-	-	
Opponents:		0 / 0	0	0	0	0	0	0	0	0	0	0	0	-	-	
11/20 at IND																
Titans:		0 / 0	0	0	0	0	0	0	0	0	0	0	0	-	-	
Opponents:		0 / 0	0	0	0	0	0	0	0	0	0	0	0	-	-	
11/27 at CHI																
Titans:		0 / 0	0	0	0	0	0	0	0	0	0	0	0	-	-	
Opponents:		0 / 0	0	0	0	0	0	0	0	0	0	0	0	-	-	
12/11 DEN																
Titans:		0 / 0	0	0	0	0	0	0	0	0	0	0	0	-	-	
Opponents:		0 / 0	0	0	0	0	0	0	0	0	0	0	0	-	-	
12/18 at KC																
Titans:		0 / 0	0	0	0	0	0	0	0	0	0	0	0	-	-	
Opponents:		0 / 0	0	0	0	0	0	0	0	0	0	0	0	-	-	
12/24 at JAX																
Titans:		0 / 0	0	0	0	0	0	0	0	0	0	0	0	-	-	
Opponents:		0 / 0	0	0	0	0	0	0	0	0	0	0	0	-	-	
1/1 HOU																
Titans:		0 / 0	0	0	0	0	0	0	0	0	0	0	0	-	-	
Opponents:		0 / 0	0	0	0	0	0	0	0	0	0	0	0	-	-	
TOTALS																
Titans:		29 / 30	23	6	6	0	0	1	0	0	0	0	179	96.7%	76.7%	
Opponents:		27 / 30	16	11	12	0	0	1	1	0	0	145	90.0%	53.3%		

GOAL-TO-GO SITUATIONS

Game	Results	Total										Total Points	Scoring Eff.	TD Eff.
		Succ. / Att.	TD	FG	FGA	Int	Fum	Dwn	Gm	Hlf	Punt			
9/11	MIN Titans: 7 7 Opponents:	2 / 2 0 / 0	2 0	0 0	0 0	0 0	0 0	0 0	0 0	0 0	0 0	14 0	100.0% -	100.0% -
9/18	at DET Titans: Opponents: 3 3	0 / 0 2 / 2	0 0	0 2	0 2	0 0	0 0	0 0	0 0	0 0	0 0	0 6	- 100.0%	- 0.0%
9/25	OAK Titans: 7 Opponents:	1 / 1 0 / 0	1 0	0 0	0 0	0 0	0 0	0 0	0 0	0 0	0 0	7 0	100.0% -	100.0% -
10/2	at HOU Titans: 7 7 3 Opponents: 7	3 / 3 1 / 1	2 1	1 0	1 0	0 0	0 0	0 0	0 0	0 0	0 0	17 7	100.0% 100.0%	66.7% 100.0%
10/9	at MIA Titans: 7 7 7 Opponents: 7	3 / 3 1 / 1	3 1	0 0	0 0	0 0	0 0	0 0	0 0	0 0	0 0	21 7	100.0% 100.0%	100.0% 100.0%
10/16	CLE Titans: 7 7 Opponents: 7 7	2 / 2 2 / 2	2 2	0 0	0 0	0 0	0 0	0 0	0 0	0 0	0 0	14 14	100.0% 100.0%	100.0% 100.0%
10/23	IND Titans: 7 7 Opponents: 7 3 7	2 / 2 3 / 3	2 2	0 1	0 1	0 0	0 0	0 0	0 0	0 0	0 0	14 17	100.0% 100.0%	100.0% 66.7%
10/27	JAX Titans: 3 7 3 Opponents: 7 7 7	3 / 3 3 / 3	1 3	2 0	2 0	0 0	0 0	0 0	0 0	0 0	0 0	13 21	100.0% 100.0%	33.3% 100.0%
11/6	at SD Titans: 7 7 7 Opponents: 7 3 7	3 / 3 3 / 3	3 2	0 1	0 1	0 0	0 0	0 0	0 0	0 0	0 0	21 17	100.0% 100.0%	100.0% 66.7%
11/13	GB Titans: Opponents:	0 / 0 0 / 0	0 0	0 0	0 0	0 0	0 0	0 0	0 0	0 0	0 0	0 0	- -	- -
11/20	at IND Titans: Opponents:	0 / 0 0 / 0	0 0	0 0	0 0	0 0	0 0	0 0	0 0	0 0	0 0	0 0	- -	- -
11/27	at CHI Titans: Opponents:	0 / 0 0 / 0	0 0	0 0	0 0	0 0	0 0	0 0	0 0	0 0	0 0	0 0	- -	- -
12/11	DEN Titans: Opponents:	0 / 0 0 / 0	0 0	0 0	0 0	0 0	0 0	0 0	0 0	0 0	0 0	0 0	- -	- -
12/18	at KC Titans: Opponents:	0 / 0 0 / 0	0 0	0 0	0 0	0 0	0 0	0 0	0 0	0 0	0 0	0 0	- -	- -
12/24	at JAX Titans: Opponents:	0 / 0 0 / 0	0 0	0 0	0 0	0 0	0 0	0 0	0 0	0 0	0 0	0 0	- -	- -
1/1	HOU Titans: Opponents:	0 / 0 0 / 0	0 0	0 0	0 0	0 0	0 0	0 0	0 0	0 0	0 0	0 0	- -	- -
TOTALS														
	Titans:	19 / 19	16	3	3	0	0	0	0	0	0	121	100.0%	84.2%
	Opponents:	15 / 15	11	4	4	0	0	0	0	0	0	89	100.0%	73.3%

TAKEAWAYS & GIVEAWAYS

TITANS TAKEAWAYS

Game	Qtr	Scrim.	Player	Turnover	Caused by	Takeaway	at	Ret.	Yds.	Results	Pts.
9/18 at DET	4	DET 45	M. Stafford	Interception		P. Cox	50	3		Game	0
9/25 vs. OAK	4	TEN 39	D. Carr	Interception	J. McCourty	A. Williamson	TEN 26	0		Punt	0
10/2 at HOU	2	HOU 41	B. Osweiler	Interception		J. McCourty	HOU 45	6		Touchdown	7
10/2 at HOU	3	TEN 44	B. Osweiler	Interception		P. Cox	TEN 22	0		Punt	0
10/9 at MIA	3	MIA 36	R. Tannehill	Interception		J. McCourty	MIA 40	1		Field Goal	3
10/9 at MIA	4	MIA 43	R. Tannehill	Interception		D. Stafford	TEN 28	4		Game	0
10/27 vs. JAX	3	TEN 22	M. Lee	Fumble		L. Sims	JAX 35	0		Field Goal	3

Takeaway Season Totals:

No.	TD	FG	FG Att.	Takeaways resulted in ...					Fum.	Saf.	Game	Half	Pts.
				Punt	Downs	Int.							
7	1	2	2	2	0	0	0	0	0	2	0	13	

TITANS GIVEAWAYS

Game	Qtr	Scrim.	Player	Turnover	Caused by	Takeaway	at	Ret.	Yds.	Results	Pts.
9/11 vs. MIN	3	MIN 24	M. Mariota	Interception		E. Kendricks	MIN 23	77		Touchdown	7
9/11 vs. MIN	4	TEN 25	M. Mariota	Fumble		D. Hunter	TEN 24	24		Touchdown	7
9/11 vs. MIN	4	TEN 42	D. Murray	Fumble	L. Joseph	A. Sendejo	TEN 48	2		Punt	0
9/18 at DET	3	TEN 42	M. Mariota	Interception		G. Quin	DET 28	0		Field Goal	3
9/25 vs. OAK	2	TEN 13	M. Mariota	Fumble	B. Irvin	R. Nelson	TEN 24	0		Field Goal	3
9/25 vs. OAK	2	TEN 33	M. Mariota	Interception	D. Amerson	R. Nelson	TEN 46	12		Half	0
9/25 vs. OAK	4	TEN 38	M. Mariota	Interception		S. Smith	OAK 48	0		Interception	0
10/2 at HOU	2	TEN 49	M. Mariota	Interception		Q. Demps	HOU 41	6		Interception	0
10/16 vs. CLE	4	CLE 49	M. Mariota	Interception		T. Williams	CLE 40	0		Punt	0
10/23 vs. IND	4	TEN 25	M. Mariota	Fumble	T. McGill	R. Mathis	TEN 14	14		Touchdown	7
11/6 at SD	2	TEN 21	M. Mariota	Interception		C. Hayward	TEN 40	25		Field Goal	3
11/6 at SD	3	SD 47	M. Mariota	Fumble	M. Ingram	D. Lowery	TEN 36	36		Touchdown	7
11/6 at SD	4	TEN 29	M. Mariota	Interception		B. Flowers	TEN 33	33		Touchdown	7

Giveaway Season Totals:

No.	TD	FG	FG Att.	Giveaways resulted in ...					Fum.	Saf.	Game	Half	Pts.
				Punt	Downs	Int.							
13	5	3	3	2	0	2	0	0	0	0	1	44	

FIRST DOWNS EARNED

Total first downs earned (parentheses indicates number earned on third or fourth down)

NAME	RUSHING	PASSING	RECEIVING	PENALTY	TOTAL
Marcus Mariota	12 (6)	103 (39)			115 (45)
DeMarco Murray	43 (11)		13 (6)		56 (17)
Rishard Matthews			21 (7)		21 (7)
PENALTY				20 (2)	20 (2)
Derrick Henry	14 (3)		4 (1)		18 (4)
Tajae Sharpe			18 (4)		18 (4)
Delanie Walker			16 (5)		16 (5)
Kendall Wright	1		12 (7)		13 (7)
Harry Douglas			5 (2)		5 (2)
Andre Johnson			4 (4)		4 (4)
Anthony Fasano			3		3 (0)
Phillip Supernaw			3 (1)		3 (1)
Jace Amaro			2 (2)		2 (2)
Taylor Lewan			1		1 (0)
Jalston Fowler			1		1 (0)
TITANS TOTALS	70 (20)	103 (39)	103 (39)	20 (2)	296 (100)

Note: One first down awarded to both passer and receiver on passes resulting in first down.

KICKOFF ANALYSIS

TITANS

SUCCOP		No.	No.	Opp.	Ret.	Ret.	FC	Squib	Out of	Onside	
		No.	In EZ	TB	Ret.	Yds.			Bounds	Rec. / Att.	
9/11	MIN	4	2	2	1	61	61.0	0	0	0 / 1	
9/18	at DET	5	4	3	2	35	17.5	0	0	0 / 0	
9/25	OAK	3	1	1	1	16	16.0	0	0	0 / 0	
10/2	at HOU	5	4	4	1	28	28.0	0	0	0 / 0	
10/9	at MIA	6	6	4	2	47	23.5	0	0	0 / 0	
10/16	CLE	5	5	4	1	19	19.0	0	0	0 / 0	
10/23	IND	6	5	4	1	31	31.0	0	0	0 / 1	
10/27	JAX	7	6	5	2	45	22.5	0	0	0 / 0	
11/6	at SD	6	6	6	0	0	-	0	0	0 / 0	
11/13	GB						-				
11/20	at IND						-				
11/27	at CHI						-				
12/11	DEN						-				
12/18	at KC						-				
12/24	at JAX						-				
1/1	HOU						-				
SUCCOP TOTALS		47	39	33	11	282	25.6	0	0	1	0 / 2

OPPONENTS

		No.	No.	Titans	Ret.	Ret.	FC	Squib	Out of	Onside	
		No.	In EZ	TB	Ret.	Yds.			Bounds	Rec. / Att.	
9/11	MIN	7	3	2	5	118	23.6	0	0	0 / 0	
9/18	at DET	4	3	2	2	34	17.0	0	0	0 / 0	
9/25	OAK	4	4	4	0	0	-	0	0	0 / 0	
10/2	at HOU	6	1	0	5	116	23.2	0	0	0 / 0	
10/9	at MIA	4	3	3	1	20	20.0	0	0	0 / 0	
10/16	CLE	6	4	4	0	0	-	0	0	1 / 2	
10/23	IND	7	5	5	1	19	19.0	0	0	1 / 1	
10/27	JAX	4	2	2	1	4	4.0	0	1	0 / 1	
11/6	at SD	9	8	7	2	52	26.0	0	0	0 / 0	
11/13	GB						-				
11/20	at IND						-				
11/27	at CHI						-				
12/11	DEN						-				
12/18	at KC						-				
12/24	at JAX						-				
1/1	HOU						-				
TOTALS		51	33	29	17	363	21.4	0	1	2	2 / 4

INSTANT REPLAY ANALYSIS

CHALLENGES BY TITANS

Game	Qtr	Time	Dwn	Dist	Play	Review Result	Explanation
9/11 vs. MIN					(none)		
9/18 at DET					(none)		
9/25 vs. OAK					(none)		
10/2 at HOU	4	15:00	3	3	M. Mariota 2-yard run to TEN 32	Upheld	M. Mariota down short of 1st down
10/9 at MIA					(none)		
10/16 vs. CLE	4	2:05	1	10	C. Kessler 25-yard pass to J. Payton along sideline	Reversed	J. Payton ruled out of bounds
10/23 vs. IND					(none)		
10/27 vs. JAX					(none)		
11/6 at SD					(none)		

Total challenges by Titans: 2

Calls reversed: 1

CHALLENGES BY OPPONENTS

Game	Qtr	Time	Dwn	Dist	Play	Review Result	Explanation
9/11 vs. MIN					(none)		
9/18 at DET					(none)		
9/25 vs. OAK					(none)		
10/2 at HOU					(none)		
10/9 at MIA					(none)		
10/16 vs. CLE					(none)		
10/23 vs. IND					(none)		
10/27 vs. JAX					(none)		
11/6 at SD					(none)		

Total challenges by Opponents: 0

Calls reversed: 0

CHALLENGES BY REVIEW ASSISTANT

Game	Qtr	Time	Dwn	Dist	Play	Review Result	Explanation
9/11 vs. MIN					(none)		
9/18 at DET					(none)		
9/25 vs. OAK					(none)		
10/2 at HOU					(none)		
10/9 at MIA	2	2:01	1	4	J. Ajayi 4-yard touchdown run	Upheld	J. Ajayi crossed the goalline
10/16 vs. CLE	2	12:02	1	10	M. Mariota 48-yard touchdown pass to K. Wright	Upheld	K. Wright secured the catch
10/16 vs. CLE	4	:30	3	1	D. Johnson 1-yard touchdown run	Upheld	D. Johnson crossed the goalline
10/23 vs. IND	2	1:16	1	10	R. Matthews 9-yard catch along sideline	Upheld	R. Matthews got both feet inbounds
10/27 vs. JAX	2	7:39	1	10	M. Mariota 44-yard touchdown pass to P. Supernaw	Reversed	P. Supernaw out of bounds for 30-yard catch
10/27 vs. JAX	2	:54	2	9	M. Mariota illegal forward pass to D. Henry	Reversed	M. Mariota 10-yard pass to D. Henry
11/6 at SD					(none)		

Total reviews by Assistant: 6

Calls reversed: 2



TENNESSEE
TITANS

**UPDATED PLAYER
BIOS**



88 JACE AMARO

TIGHT END • 6'5" • 265 LBS • COLLEGE: TEXAS TECH
ACQUIRED: WAIVERS (NYJ) - 2016 • NFL EXPERIENCE (NFL/TITANS): 3/1
HOMETOWN: SAN ANTONIO, TEXAS
GAMES PLAYED/GAMES STARTED: 16/4 (PLAYOFFS: 0/0)



PRO: The Titans claimed Jace Amaro off waivers from the N.Y. Jets at the end of the 2016 preseason to add competition and depth to the tight end position. The 6-foot-5-inch, 265-pounder was originally selected by the Jets in the second round of the 2014 NFL Draft. The Texas Tech product enjoyed a strong rookie campaign in 2014 before missing the entirety of his sophomore season with a shoulder injury.

CAREER HIGHLIGHTS:

- In 2014, Amaro led all rookie tight ends with 35 receptions and 345 receiving yards, as well as tying for the rookie lead with two touchdowns.

TITANS TIDBITS:

- Amaro was a standout track & field athlete at Douglas MacArthur High School in San Antonio. He broke a 23-year-old District 26-5A shot put record with a throw of 18.88 meters (61 feet, 10 inches).

CAREER TRANSACTIONS:

- The Plano, Texas, native was originally selected by the N.Y. Jets in the second round (49th overall) of the 2014 NFL Draft.
- Released by the Jets on Sept. 3, 2016.
- Claimed off waivers by the Titans from the Jets on Sept. 4, 2016.

SEASON RECAPS:

2016 (2/0 - Tennessee): Has led the team in receiving yards once in 2016 (vs. OAK).

- Against Minnesota (9/11), was inactive.
- At Detroit (9/18), was inactive.
- Against Oakland (9/25), made his Titans debut as a reserve at tight end and led the team with 59 receiving yards on three catches. Kept the Titans' first scoring drive alive with a 17-yard catch on third-and-six in the first quarter. Extended the Titans' touchdown drive with a 26-yard reception on third-and-three in the third quarter.
- At Houston (10/2), saw limited action as a reserve at tight end.
- At Miami (10/9), was inactive.
- Against Cleveland (10/16), was inactive.
- Against Indianapolis (10/23), was inactive.
- Against Jacksonville (10/27), was inactive.
- At San Diego (11/6), was inactive.

2015 (0/0 - N.Y. Jets): Missed the entire season after being placed on injured reserve with a shoulder injury on Sept. 1, 2015.

2014 (14/4 - N.Y. Jets): Appeared in 14 games with four starts at tight end and finished his rookie season tied for second on the team with 38 receptions for 345 yards and two touchdowns. His 38 catches were the most by a Jets rookie since 2008 when Dustin Keller finished with 48 catches. Was inactive for two games.

- Against Chicago (9/22), established his career long with a 43-yard reception.
- Against Denver (10/12), set career highs with 10 receptions and 68 receiving yards. Caught his first-career touchdown on a two-yard pass from Geno Smith.
- Against Pittsburgh (11/9), caught his second career touchdown on a five yard pass from Michael Vick.

COLLEGE:

- Played in 32 games with 15 starts in his three-year career at Texas Tech, totaling 136 receptions for 1,818 yards and 13 touchdowns. Named first-team All-American by the Associated Press and unanimous All-Big 12

Conference. Became the first player ever to be named a semi-finalist for both the Biletnikoff Award and John Mackey Award.

- During his record-breaking junior season (2013), played in all 13 games with 10 starts and set the NCAA season record for tight ends and led the Big 12 with 106 receptions. Totaled a Big-12 leading 1,352 receiving yards and seven touchdowns. Recorded six 100-yard receiving games on the year, the most by a tight end in the nation.

- As a sophomore (2012), played in seven games with five starts and hauled in 25 catches for 409 yards and four touchdowns. Earned All-Big 12 first-team honors from ESPN and was a second-team pick by the Big 12 coaches. Earned honorable mention from the Dallas Morning News and was named a midseason All-American choice by College Football News.

- Played in 12 games his freshman season (2011) as a reserve slot receiver, totalling 57 yards on seven catches and two touchdowns.

PERSONAL:

- Rated the third-best tight end in the country and the sixth-best overall prospect in the state by Rivals.com coming out of Douglas MacArthur (Texas) High School.

- As a senior, he hauled in 56 passes for 887 yards and 11 touchdowns and earned USA Today, Super Prep and Prep Star first-team All-American honors. Added Super Prep Texas 120, All-State, All-Area and All-District 26-5A first-team accolades during his final prep season.

- Helped his high school basketball team to a state quarterfinals appearance, in addition to being a standout track and field athlete.

- Amaro is an avid San Antonio Spurs fan.

- Follow Amaro on Twitter: @J_ACER22

- Follow Amaro on Instagram: @j_acer22

- Born Jace Jordan Amaro on June 26, 1992 in Plano, Texas.

JACE AMARO'S GAME-BY-GAME

2014 N.Y. Jets

Date	Opp.	W/L	P/S	RECEIVING				
				No	Yds	Avg	Lg	TD
Sept 7	Oak	W	S	2	7	3.5	4	0
Sept 14	@ GB	L	p	1	6	6.0	6	0
Sept 22	Chi	L	p	3	54	18.0	43	0
Sept 28	Det	L	p	5	58	11.6	21	0
Oct 5	@ SD	L	S	3	19	6.3	9	0
Oct 12	Den	L	p	10	68	6.8	15	1
Oct 16	@ NE	L	p	3	22	7.3	12	0
Oct 26	Buf	L	S	5	51	10.2	20	0
Nov 2	@ KC	L	p	0	0	0.0	-	0
Nov 9	Pit	W	p	2	6	3.0	5t	1
Nov 24	@ Buf	L	S	0	0	0.0	-	0
Dec 1	Mia	L	IA					
Dec 7	@ Min	L	IA					
Dec 14	@ Ten	W	p	1	20	20.0	20	0
Dec 21	NE	L	p	0	0	-	0	0
Dec 28	@ Mia	W	p	3	34	11.3	17	0
Totals		4-12	14/4	38	345	9.1	43	2

2016 Tennessee Titans

Date	Opp.	W/L	P/S	RECEIVING				
				No	Yds	Avg	Lg	TD
Sept 11	Min	L	IA					
Sept 18	@ Det	W	IA					
Sept 25	Oak	L	p	3	59	19.7	26	0
Oct 2	@ Hou	L	p	0	0	0.0	-	0
Oct 9	@ Mia	W	IA					
Oct 16	Cle	W	IA					
Oct 23	Ind	L	IA					
Oct 27	Jax	W	IA					
Nov 6	@ SD	L	IA					
Nov 13	GB							
Nov 20	@ Ind							
Nov 27	@ Chi							
Dec 11	Den							
Dec 18	@ KC							
Dec 24	@ Jax							
Jan 1	Hou							
Totals		4-5	2/0	3	59	19.7	26	0

2015 N.Y. Jets

Date	Opp.	W/L	P/S	RECEIVING				
				No	Yds	Avg	Lg	TD
Placed on injured reserve on Sept. 1, 2015								
Totals		0-0	0/0	0	0	0.0	0	0

JACE AMARO'S NFL STATISTICS

REGULAR SEASON

Year	Team	GP	GS	RECEIVING					RUSHING							
				No	Yds	Avg	Lg	TD	Att	Yds	Avg	Lg	TD			
2014	N.Y. Jets	14	4	38	345	9.1	43	2	0	0	-	0	0			
2015	N.Y. Jets	0	0	Placed on injured reserve												
2016	Tennessee	2	0	3	59	19.7	26	0	0	0	-	0	0			
NFL Totals		16	4	41	404	9.9	43	2	0	0	-	0	0			

Single-Game Highs

- Receptions - 10 vs. Denver (10/12/14)
- Receiving Yards - 68 vs. Denver (10/12/14)
- Long Reception - 43 vs. Chicago (9/22/14)
- Touchdowns - 1 (Twice, last vs. Pittsburgh 11/9/14)



26 ANTONIO ANDREWS

RUNNING BACK • 5'10" • 225 LBS • COLLEGE: WESTERN KENTUCKY
ACQUIRED: FREE AGENT - 2014 • NFL EXPERIENCE (NFL/TITANS): 3/3
HOMETOWN: FORT CAMPBELL, KY.
GAMES PLAYED/GAMES STARTED: 27/10 (PLAYOFFS: 0/0)



PRO: The Titans originally signed Antonio Andrews as a rookie free agent following the 2014 NFL Draft. The 5-foot-10-inch, 225-pounder spent the first seven weeks of his rookie season on the team's practice squad before being elevated to the 53-man roster on Oct. 21, 2014. In 2015, he led the Titans with 520 rushing yards. Andrews displays good vision and low center of gravity as a runner and provides depth in the Tennessee backfield.

CAREER HIGHLIGHTS:

- In 2015, Andrews led the Titans with 520 rushing yards on 143 carries (three touchdowns).
- He scored his first NFL touchdown on an eight-yard run against Indianapolis on Sept. 27, 2015.
- The former high school quarterback completed his first NFL touchdown pass at the New York Jets on Dec. 13, 2015, taking a direct snap and lofting a 41-yard touchdown pass to quarterback Marcus Mariota.

TITANS TIDBITS:

- Andrews was a highly touted dual-threat quarterback coming out of Fort Campbell (Ky.) High School.
- Antonio's father, Olan Andrews II, serves in the U.S. Army and was invited by the team to present the 12th Titan Sword of Honor prior to a Titans home game in 2015 (Nov. 15 vs. Carolina) as part of a Salute to Service celebration.
- Andrews is a golf enthusiast who plays whenever his schedule allows him time in the offseason.

CAREER TRANSACTIONS:

- The Enterprise, Ala., native was signed by the Titans as an undrafted free agent on May 12, 2014.
- Waived by the Titans on Aug. 30, 2014 and signed to the team's practice squad a day later.
- Signed by the Titans to the active roster from the practice squad on Oct. 21, 2014.

SEASON RECAPS:

2016 (9/0): Has tied for the team lead in special teams tackles once in 2016 (vs. CLE).

- Against Minnesota (9/11), played as a reserve on special teams.
- At Detroit (9/18), saw action as a reserve on special teams and returned one kickoff for 15 yards.
- Against Oakland (9/25), played as a reserve on special teams and notched two special teams tackles on coverage units.
- At Houston (10/2), saw action as a reserve on special teams.
- At Miami (10/9), played as a reserve on special teams.
- Against Cleveland (10/16), saw action as a reserve on special teams and tied for the team lead with one stop.
- Against Indianapolis (10/23), played as a reserve on special teams.
- Against Jacksonville (10/27), saw action as a reserve on special teams.
- At San Diego (11/6), played as a reserve at running back and carried the ball twice for 15 yards.

2015 (14/10): Appeared in 14 games with 10 starts at running back and led the team with 520 rushing yards. Was inactive for the first two contests. Registered a career-high 88 rushing yards on a career-best 19 carries at New Orleans (11/8/15). Scored his first career touchdown on an eight-yard run against Indianapolis (9/27/15). Made his first career NFL start at running back against Miami (10/18/15). Led or tied for the team lead in rushing yards eight times (vs. IND, vs. MIA, vs. ATL, at HOU, at NO, at

JAX, vs. OAK, at NE). Led the team in receiving yards once (vs. BUF).

- Against Indianapolis (9/27), saw his first action of the season as a reserve at running back and led the team with 49 rushing yards on 12 carries with his first career touchdown. Caught one pass for 12 yards. Gave the Titans a 17-14 lead with an eight-yard touchdown run off left end with 9:51 left to play in the third quarter.
- Against Buffalo (10/11), played as a reserve at running back and carried the ball seven times for nine yards with a touchdown. Caught a career-high three passes for a team-high 45 yards with a career-long of 23 yards. Hauled in a 23-yard reception on a screen pass in the second quarter. Gave the Titans a 10-0 lead with a one-yard touchdown plunge with 6:51 left to play in the third quarter.
- Against Miami (10/18), made his first career NFL start at running back and carried the ball nine times for 23 yards.
- Against Atlanta (10/25), played as a reserve at running back and led the team with 57 rushing yards on 10 carries.
- At Houston (11/1), started at running back and led the team with a then career-high 64 rushing yards on 16 carries. Set up the Titans' second field goal with a 28-yard jaunt off right end in the third quarter.
- At New Orleans (11/8), started and led the team with a career-high 88 rushing yards on 19 carries. Tied a career-long with a 23-yard reception. Kickstarted the Titans' second touchdown drive with two big plays: a 23-yard reception and a 38-yard run down to the Saints' 16-yard line in the second quarter.
- At Jacksonville (11/19), started at running back and led the team with 78 rushing yards on 15 carries. Hauled in two receptions for 16 yards.
- Against Oakland (11/29), started at running back and led the team with 32 rushing yards on 11 carries. Kept the Titans' fourth quarter touchdown drive alive with a 14-yard catch and run on third-and-11 in the fourth quarter.
- Against Jacksonville (12/6), started and rushed 13 times for 58 yards. Snared one reception for 10 yards. Kickstarted the Titans' second touchdown drive with a 22-yard run off right guard on the opening play of the series. Gave the Titans a 21-12 halftime advantage with a one-yard touchdown plunge with two seconds left in the second quarter.
- At N.Y. Jets (12/13), started at running back and rushed four times for eight yards. Completed his first career pass for a 41-yard touchdown. Took the direct snap and connected with a wide open Marcus Mariota for a 41-yard touchdown pass down the right sideline with 4:09 left to play in the third quarter.
- At New England (12/20), led the team with 45 rushing yards on 14 carries. Posted a career-high five catches for 25 yards.

2014 (4/0): Played in four games as a reserve running back and kickoff returner during his rookie campaign. Caught two passes for 11 yards and returned five kickoffs for 110 yards. Was inactive for four games and did not play in another contest. Spent the first seven weeks of the season on the Titans' practice squad. Made his NFL debut at Philadelphia (11/23/14).

- Against Houston (10/26), was inactive.
- At Baltimore (11/9), was inactive.
- Against Pittsburgh (11/17), was inactive.
- At Philadelphia (11/23), made his NFL debut as a kickoff returner and brought back two kickoffs for 47 yards.
- At Houston (11/30), was inactive.
- Against N.Y. Giants (12/7), played as a reserve as the kick returner and returned three kickoffs for 63 yards.
- Against N.Y. Jets (12/14), did not play.
- At Jacksonville (12/18), saw action as a reserve on special teams.
- Against Indianapolis (12/28), played as a reserve at running back and

caught two passes for 11 yards.

COLLEGE:

- During his four-year career at Western Kentucky, appeared in 42 games, starting 25 contests, including starts in his last 24 appearances. Notched 3,674 yards with 29 touchdowns on 618 carries (5.9 avg.). Scored 198 points on 33 total touchdowns and amassed 6,799 all-purpose yards, an average of 161.9 yards per game.
- As a senior (2013), started all 12 contests and rushed for 1,730 yards to break his own school record by two yards. Rushed for a career-high 16 touchdowns on 267 carries. Was named Sun Belt Conference Most Valuable Player and Offensive Player of the Year by The NFL Draft Report. Was a finalist for the Paul Hornung Award and Lee Roy Selmon Spirit Award and a semi-finalist for the Doak Walker Award.
- As a junior (2012), posted 1,728 yards on 304 carries, ranking third in the nation for rushing. Added 37 catches for 432 yards, 234 yards on 19 punt returns and 767 yards on 28 kickoff returns. Led the nation with 3,161 all-purpose yards, the second-highest total in a season by an NCAA Football Bowl Subdivision player.
- As a sophomore (2011), appeared in eight games as a reserve tailback, seeing most of his action on special teams. Used as a quarterback in the "wildcat" formation, but did not attempt any passes. Amassed 590 all-purpose yards consisting of 42 yards on 15 carries, 16 yards on two catches, 27 yards on four punt returns and 505 yards on 18 kickoff returns (28.0 avg.).
- As a freshman (2010), played in eight contests and gained 174 rushing yards and 37 receiving yards. Spent the bulk of his freshman season on special teams, averaging 21.6 yards as a kickoff returner and 4.8 yards on punt returns.
- Majored in exercise science at Western Kentucky.

PERSONAL:

- Splits time between Nashville and Fort Campbell, Ky., and has two sons, Tayte and Jaxon.
- Attended Fort Campbell (Ky.) High School and was a two-time All-District and All-Class 2A selection.
- Named the state of Kentucky's "Mr. Football" as a dual-threat quarterback

during his senior season.

- Was also chosen as the Kentucky Gatorade Player of the Year after he led his team to their second consecutive state title in 2009. Compiled a 29-0 record as a starter during his last two prep seasons (team's only loss in 2008 came with Andrews sidelined).
- The two-time All-State and three-time Academic All-State selection was named MVP in both the 2008 and 2009 state championship games.
- Registered 1,597 yards rushing and threw for 1,667 yards during his final campaign.
- Lettered four times each in football, basketball and baseball, adding two more letters in track.
- On Twitter: @Salute2Dat5ive
- On Instagram: @aandrews26
- Born Antonio Tramaine Andrews on Aug. 17, 1992 in Enterprise, Ala.

ANTONIO ANDREWS' GAME-BY-GAME

2014 Tennessee Titans				RUSHING					RECEIVING				
Date	Opp	W/L	P/S	Att	Yds	Avg	Lg	TD	No	Yds	Avg	Lg	TD
Oct 26	Hou	L	IA										
Nov 9	@ Bal	L	IA										
Nov 17	Pit	L	IA										
Nov 23	@ Phi	L	p	0	0	-	0	0	0	-	0	0	0
Nov 30	@ Hou	L	IA										
Dec 7	NYG	L	p	0	0	-	0	0	0	-	0	0	0
Dec 14	NYJ	L	DNP										
Dec 18	@ Jax	L	p	0	0	-	0	0	0	-	0	0	0
Dec 28	Ind	L	p	0	0	-	0	0	2	11	5.5	6	0
Totals	0-9	4/0		0	0	-	0	0	2	11	5.5	6	0

2015 Tennessee Titans				RUSHING					RECEIVING				
Date	Opp	W/L	P/S	Att	Yds	Avg	Lg	TD	No	Yds	Avg	Lg	TD
Sept 13	@ TB	W	IA										
Sept 20	@ Cle	L	IA										
Sept 27	Ind	L	p	12	49	4.1	13	1	1	12	12.0	12	0
Oct 11	Buf	L	p	7	9	1.3	5	1	3	45	15.0	23	0
Oct 18	Mia	L	S	9	23	2.6	8	0	1	2	2.0	2	0
Oct 25	Atl	L	p	10	57	5.7	17	0	0	0	-	0	0
Nov 1	@ Hou	L	S	16	64	4.0	28	0	3	18	6.0	10	0
Nov 8	@ NO	W	S	19	88	4.6	38	0	1	23	23.0	23	0
Nov 15	Car	L	S	11	8	0.7	6	0	0	0	-	0	0
Nov 19	@ Jax	L	S	15	78	5.2	26	0	2	16	8.0	13	0
Nov 29	Oak	L	S	11	32	2.9	11	0	1	14	14.0	14	0
Dec 6	Jax	W	S	13	58	4.5	22	1	1	10	10.0	10	0

Dec 13	@ NYJ	L	S	4	8	2.0	4	0	1	6	6.0	6	0
Dec 20	@ NE	L	S	14	45	3.2	8	0	5	25	5.0	9	0
Dec 27	Hou	L	S	2	1	0.5	1	0	0	0	-	0	0
Jan 3	@ Ind	L	p	0	0	-	0	0	2	3	1.5	6	0
Totals	3-13	14/10		143	520	3.6	38	3	21	174	8.3	23	0

2016 Tennessee Titans				RUSHING					RECEIVING				
Date	Opp	W/L	P/S	Att	Yds	Avg	Lg	TD	No	Yds	Avg	Lg	TD
Sept 11	Min	L	p	0	0	-	0	0	0	0	-	0	0
Sept 18	@ Det	W	p	0	0	-	0	0	0	0	-	0	0
Sept 25	Oak	L	p	0	0	-	0	0	0	0	-	0	0
Oct 2	@ Hou	L	p	0	0	-	0	0	0	0	-	0	0
Oct 9	@ Mia	W	p	0	0	-	0	0	0	0	-	0	0
Oct 16	Cle	W	p	0	0	-	0	0	0	0	-	0	0
Oct 23	Ind	L	p	0	0	-	0	0	0	0	-	0	0
Oct 27	Jax	W	p	0	0	-	0	0	0	0	-	0	0
Nov 6	@ SD	L	p	2	15	7.5	9	0	0	0	-	0	0
Nov 13	GB												
Nov 20	@ Ind												
Nov 27	@ Chi												
Dec 11	Den												
Dec 18	@ KC												
Dec 24	@ Jax												
Jan 1	Hou												
Totals	4-5	9/0		2	15	7.5	9	0	0	0	-	0	0

ANTONIO ANDREWS' NFL STATISTICS

REGULAR SEASON				RUSHING					RECEIVING				
Year	Team	GP	GS	No	Yds	Avg	Lg	TD	Att	Yds	Avg	Lg	TD
2014	Tennessee	4	0	0	0	-	0	0	2	11	5.5	6	0
2015	Tennessee	14	10	143	520	3.6	38	3	21	174	8.3	23	0
2016	Tennessee	9	0	2	15	7.5	9	0	0	0	-	0	0
NFL Totals		27	0	145	535	3.7	38	0	23	185	13.8	23	0

Single-Game Highs

Rushing Attempts - 19 at New Orleans (11/8/15)
 Rushing Yards - 88 at New Orleans (11/8/15)
 Long Rush - 38 at New Orleans (11/8/15)
 Rushing Touchdown - 1 (Three times, last vs. Jacksonville 12/6/15)
 Receptions - 5 at New England (12/20/15)
 Receiving Yards - 45 vs. Buffalo (10/11/15)
 Long Reception - 23 (Twice, last at New Orleans 11/8/15)

Additional Statistics

Kickoff Returns - 2 returns for 47 yards (at Philadelphia, 11/23/14); 3 returns for 63 yards (vs. N.Y. Giants, 12/7/14); 1 return for 15 yards (at Detroit, 9/18/16)
 Tackles - 1 (2014), 1 (2015)
 Passing - 1 for 1 for 41 yards and a touchdown (at N.Y. Jets, 12/13/15)
 Special Teams Tackles - 3 (2016)



51 DAVID BASS

OUTSIDE LINEBACKER • 6'4" • 256 LBS

COLLEGE: MISSOURI WESTERN STATE • NFL EXPERIENCE (NFL/TITANS): 4/2

ACQUIRED: WAIVERS (CHI) - 2015 • HOMETOWN: ST. LOUIS, MO.

GAMES PLAYED/GAMES STARTED: 45/9 (PLAYOFFS: 0/0)



PRO: The Titans claimed outside linebacker David Bass off waivers prior to the start of the 2015 regular season. In his first season with the club, he set career highs by playing in 16 games and recording seven starts. The 6-foot-4-inch, 256-pounder adds size and speed to the Titans outside linebacker unit. The Missouri Western State product was originally a seventh-round pick of the Oakland Raiders in 2013 and spent his previous two seasons as a member of the Chicago Bears.

CAREER HIGHLIGHTS:

- As a rookie in 2013, Bass saw action in 12 games and recorded 23 tackles, a sack and an interception.
- In 2014, Bass played in eight games and tallied nine tackles, three sacks and a forced fumble.
- In 2015, Bass played in all 16 games for the first time in his career and recorded career highs with seven starts and 42 tackles.

TITANS TIDBITS:

- Bass became only the fifth player from Missouri Western State to reach the NFL.
- He is interested in a career as a detective once his playing days are over.
- Bass took a memorable week-long trip to Costa Rica in 2015. During the 2016 offseason, he traveled to the Pro Athletes Outreach (PAO) conference in Colorado.
- He and his wife, Jahnene, were high school sweethearts. They were married during the 2016 offseason.

CAREER TRANSACTIONS:

- The St. Louis, Mo., native was originally selected by the Oakland Raiders in the seventh round (233rd overall) of the 2013 NFL Draft.
- Released by the Raiders on Aug. 31, 2013.
- Claimed by the Chicago Bears off waivers from the Raiders on Sept. 1, 2013.
- Released by the Bears on Oct. 7, 2014 and signed to the team's practice squad a day later.
- Signed by the Bears to their active roster from their practice squad on Nov. 3, 2014.
- Released by the Bears on Sept. 5, 2015.
- Claimed by the Titans off waivers from the Bears on Sept. 6, 2015.

SEASON RECAPS:

2016 (9/0 - Tennessee): Has tied for the team lead in special teams tackles three times in 2016 (at MIA, vs. IND, vs. JAX).

- Against Minnesota (9/11), played as a reserve outside linebacker and on special teams.
- At Detroit (9/18), saw significant action as a reserve at outside linebacker and posted a tackle and a quarterback pressure.
- Against Oakland (9/25), played as a reserve at outside linebacker and tallied a tackle. Notched a special teams tackle on coverage units.
- At Houston (10/2), saw action as a reserve at outside linebacker and recorded two tackles. Ended a Texans' drive and gave the Titans' offense the ball back by stuffing Jay Prosch for no gain on a fourth-and-one rush up the middle in the fourth quarter.
- At Miami (10/9), played as a reserve at outside linebacker and registered three tackles. Tied for the team lead with one special teams tackle on coverage units.
- Against Cleveland (10/16), saw action as a reserve at outside linebacker and notched two tackles.
- Against Indianapolis (10/23), played as a reserve at outside linebacker and collected two tackles. Notched a special teams tackle on coverage

units. Teamed with DaQuan Jones to stuff Frank Gore for no gain on a rush off right guard in the fourth quarter.

- Against Jacksonville (10/27), saw action as a reserve at outside linebacker and posted three tackles, including a stop for loss and a quarterback pressure. Tied for the team lead with a special teams tackle. Stuffed Blake Bortles for no gain on a rush off right end in the second quarter.
- At San Diego (11/6), played as a reserve at outside linebacker and on special teams.

2015 (16/7 - Tennessee): Appeared in all 16 games for the first time in his career with seven starts at outside linebacker. Registered a career-best 42 tackles, 1.5 sacks, an interception, nine quarterback pressures, five tackles for loss, five passes defended and two fumble recoveries. Finished fifth on the team with eight special teams tackles. Collected a career-high seven tackles at Indianapolis (1/3/15). Tied for the team lead in tackles once in 2015 (at JAX). Tied for the team lead in quarterback pressures once (vs. OAK). Led the team in sacks once (at IND). Led or tied for the team lead in tackles for loss three times (at NE, vs. HOU, at IND). Tied for the team lead in passes defended twice (vs. JAX, at NYJ). Tied for the team lead in special teams tackles twice (vs. BUF, vs. CAR).

- Against Atlanta (10/25), played as a reserve at outside linebacker and recorded his second career interception. Set up the Titans' touchdown by deflecting a Matt Ryan pass into the air and then intercepting it and returning the ball to the Falcons' 19-yard line in the second quarter.
- Against Carolina (11/15), saw action as a reserve at outside linebacker and tallied two tackles, including a half sack, a stop for loss and a quarterback pressure. Posted a special teams tackle on coverage units. Combined with Avery Williamson to drop Cam Newton for a nine-yard sack late in the third quarter. Stuffed Jonathan Stewart for a one-yard loss on a rush off right guard in the fourth quarter.
- At Jacksonville (11/19), started at outside linebacker and tied for the team lead with a career-high six tackles with a fumble recovery and a quarterback pressure. Recovered a Blake Bortles fumble on a third-and-one rush that was forced by Brian Orakpo at the Titans' 45-yard line in the second stanza.
- At N.Y. Jets (12/13), started at outside linebacker and amassed six tackles, a quarterback pressure and a pass defended. Batted down a pass intended for Brandon Marshall in the second quarter.
- At New England (12/20), started at outside linebacker and tallied five tackles, including two stops for loss and a quarterback pressure. Stuffed Brandon Bolden for a one-yard loss on a rush off right end. Stopped James White for a two-yard loss on a short pass in the second quarter.
- Against Houston (12/27), started at outside linebacker and notched six tackles, including a stop for loss and a fumble recovery. Recovered a fumble that was forced by J.R. Tavai on a five-yard sack in the second quarter.
- At Indianapolis (1/3), started at outside linebacker and recorded a career-high seven tackles, including a sack, a stop for loss and two quarterback pressures. Combined with Angelo Blackson to stuff Frank Gore for no gain on a rush up the middle in the opening stanza. Halted a Colts' drive by sacking Josh Freeman for a seven-yard loss on third-and-one on the first play of the fourth quarter.

2014 (8/1 - Chicago): Appeared in eight contests with one start for the Bears and recorded nine tackles, including three sacks, a stop for loss, a forced fumble and three quarterback pressures. His three sacks ranked third amongst Bears defensive ends. Had a sack in each of the Bears last two regular season contests as his role expanded due to injuries at defensive end. Was inactive for three games and did not play in two

contests. Was not on active roster for three games after being waived Oct. 7 and added to practice squad on Oct. 8. Was elevated back to active roster Nov. 3 where he spent the remainder of the season.

- Against Tampa Bay (11/23), notched a sack and a forced fumble.
- Against Detroit (12/21), posted two solo tackles, including a sack.
- At Minnesota (12/28), started and collected four tackles and a sack.

2013 (12/1 - Chicago): Appeared in 12 games with one start for the Bears and collected 23 tackles, including a sack, 2.5 tackles for loss, an interception and two passes defended. Was inactive for the first four contests of the season.

- Against New Orleans (10/6), made his NFL debut and notched a tackle.
- Against Detroit (11/10), made his first career start and posted three stops, including a tackle for loss.
- Against Baltimore (11/17), registered a career-high five tackles and returned an interception 24 yards for first NFL touchdown.
- At St. Louis (11/24), notched his first career sack.

COLLEGE:

- Played four years at Missouri Western State and collected a school-record 40.5 sacks during collegiate career. Started 50 consecutive games to set a school record and earned All-American honors following both junior and senior seasons.
- As a senior, was one of eight finalists for the Gene Upshaw Award, presented to the top lineman in Division II. Was named first-team All-MIAA, earned second-team AP Little-American, second-team Daktronics All-American and third-team Beyond Sports College Network All-American honors. Played in East-West Shrine Game.
- As a junior, garnered various honors, including first-team All-American (Don Hansen), first-team Daktronics All-American, AP Little-American and first-team All-MIAA.
- Named the 2009 Mineral Water Bowl Defensive MVP after recording seven tackles, 2.5 tackles for loss, 1.5 sacks, a fumble recovery and an

interception.

- Majored in criminal justice at Missouri Western State.

PERSONAL:

- Married to Jahnene, the couple splits time between Nashville and St. Louis, Mo.
- Attended University City (St. Louis, Mo.) High School and was a three-sport athlete, participating in football, basketball and track and field.
- Was a second-team all-conference selection as a tight end and defensive end and earned the Fab-25 Demetrius Johnson football award for defensive line in Missouri and Illinois.
- Captained both his high school football and basketball teams as a junior and senior. Was also an all-metro selection in football and basketball.
- On Twitter and Instagram: @dbass91
- Born David Bass on Sept. 11, 1990 in St. Louis, Mo.

DAVID BASS' GAME-BY-GAME

2013 Chicago Bears

Date	Opp	W/L	P/S	Tot Solo	Asst	Sk	- Yds	QBP	TFL	Int - Yds	-TD	PD	FF	FR - Yds	SpT
Sept 8	Cin	W	IA												
Sept 15	Min	W	IA												
Sept 22	@ Pit	W	IA												
Sept 29	@ Det	L	IA												
Oct 6	NO	L	p	1	1	0	0.0	0.0	0	0	0	0	0	0	0
Oct 10	NYG	W	p	2	2	0	0.0	0.0	0	0	0	0	0	0	0
Oct 20	@ Was	L	p	1	0	1	0.0	0.0	0	1	0	0	0	0	0
Nov 4	@ GB	W	p	2	1	1	0.0	0.0	0	0	0	0	0	0	0
Nov 10	Det	L	S	3	0	3	0.0	0.0	0	1	0	0	0	0	0
Nov 17	Bal	W	p	5	2	3	0.0	0.0	0	0	1	24	1	1	0
Nov 24	@ STL	L	p	1	0	1	1.0	9.0	0	0	0	0	0	0	0
Dec 1	@ Min	L	p	2	0	2	0.0	0.0	0	0.5	0	0	0	0	0
Dec 9	Dal	W	p	1	1	0	0.0	0.0	0	0	0	0	0	0	0
Dec 15	@ Cle	W	p	1	0	1	0.0	0.0	0	0	0	0	0	0	0
Dec 22	@ Phi	L	p	2	2	0	0.0	0.0	0	0	0	0	0	0	0
Dec 29	GB	L	p	2	0	2	0.0	0.0	0	0	0	0	1	0	0
Totals			8-8 12/1	23	9	14	1.0	9.0	0	2.5	1	24	1	2	0

2014 Chicago Bears

Date	Opp	W/L	P/S	Tot Solo	Asst	Sk	- Yds	QBP	TFL	Int - Yds	-TD	PD	FF	FR - Yds	SpT
Sept 7	Buf	L	IA												
Sept 14	@ SF	W	IA												
Sept 22	@ NYJ	WDNP													
Sept 28	GB	L	p	0	0	0	0.0	0.0	0	0	0	0	0	0	0
Oct 5	@ Car	L	DNP												
Oct 12	@ Atl	W													
Oct 19	Mia	L													
Oct 26	@ NE	L													
Nov 9	@ GB	L	IA												
Nov 16	Min	W	p	1	0	1	0.0	0.0	0	0	0	0	0	0	0
Nov 23	TB	W	p	1	1	0	1.0	22.0	0	0	0	0	0	1	0
Nov 27	@ Det	L	p	0	0	0	0.0	0.0	0	0	0	0	0	0	0
Dec 4	Dal	L	p	1	0	1	0.0	0.0	0	0.5	0	0	0	0	0
Dec 15	NO	L	p	0	0	0	0.0	0.0	0	0	0	0	0	0	0
Dec 21	Det	L	p	2	2	0	1.0	4.0	0	0	0	0	0	0	0
Dec 28	@ Min	L	S	4	2	2	1.0	8.0	0	0	0	0	0	0	0
Totals			5-11 8/1	9	5	4	3.0	34.0	0	0.5	0	0	0	1	0

2015 Tennessee Titans

Date	Opp	W/L	P/S	Tot Solo	Asst	Sk	- Yds	QBP	TFL	Int - Yds	-TD	PD	FF	FR - Yds	SpT
Sept 13	@ TB	W	p	0	0	0	0.0	0.0	0	0	0	0	0	0	1
Sept 20	@ Cle	L	p	0	0	0	0.0	0.0	0	0	0	0	0	0	0
Sept 27	Ind	L	p	0	0	0	0.0	0.0	0	0	0	0	0	0	0
Oct 11	Buf	L	p	0	0	0	0.0	0.0	0	0	0	0	0	0	1
Oct 18	Mia	L	p	1	1	0	0.0	0.0	0	0	0	0	0	0	0
Oct 25	Atl	L	p	0	0	0	0.0	0.0	0	0	1	8	0	1	0
Nov 1	@ Hou	L	p	0	0	0	0.0	0.0	0	0	0	0	0	0	1
Nov 8	@ NO	W	p	2	1	1	0.0	0.0	0	0	0	0	0	0	2
Nov 15	Car	L	p	2	1	1	0.5	4.5	1	1	0	0	0	0	1
Nov 19	@ Jax	L	S	6	4	2	0.0	0.0	1	0	0	0	0	1	0
Nov 29	Oak	L	S	4	2	2	0.0	0.0	2	0	0	0	1	0	2
Dec 6	Jax	W	S	3	2	1	0.0	0.0	1	0	0	0	2	0	0
Dec 13	@ NYJ	L	S	6	0	6	0.0	0.0	1	0	0	0	1	0	0
Dec 20	@ NE	L	S	5	4	1	0.0	0.0	1	2	0	0	0	0	0
Dec 27	Hou	L	S	6	5	1	0.0	0.0	0	1	0	0	0	0	1
Jan 3	@ Ind	L	S	7	3	4	1.0	7.0	2	1	0	0	0	0	0
Totals			3-13 16/7	42	23	19	1.5	11.5	9	5	1	8	0	5	0

2016 Tennessee Titans

Date	Opp	W/L	P/S	Tot Solo	Asst	Sk	- Yds	QBP	TFL	Int - Yds	-TD	PD	FF	FR - Yds	SpT
Sept 11	Min	L	p	0	0	0	0.0	0.0	0	0	0	0	0	0	0
Sept 18	@ Det	W	p	1	1	0	0.0	0.0	1	0	0	0	0	0	0
Sept 25	Oak	L	p	1	0	1	0.0	0.0	0	0	0	0	0	0	1
Oct 2	@ Hou	L	p	2	1	1	0.0	0.0	0	0	0	0	0	0	0
Oct 9	@ Mia	W	p	3	2	1	0.0	0.0	0	0	0	0	0	0	1
Oct 16	Cle	W	p	2	1	1	0.0	0.0	0	0	0	0	0	0	0
Oct 23	Ind	L	p	2	0	2	0.0	0.0	0	0	0	0	0	0	1
Oct 27	Jax	W	p	3	2	1	0.0	0.0	1	1	0	0	0	0	1
Nov 6	@ SD	L	p	0	0	0	0.0	0.0	0	0	0	0	0	0	0
Nov 13	GB														
Nov 20	@ Ind														
Nov 27	@ Chi														
Dec 11	Den														
Dec 18	@ KC														
Dec 24	@ Jax														
Jan 1	Hou														
Totals			4-5 9/0	14	7	7	0.0	0.0	2	1	0	0	0	0	4

DAVID BASS' NFL STATISTICS

REGULAR SEASON		TACKLES									INTERCEPTIONS					FUMBLES			
Year	Team	GP	GS	Tot	Solo	Asst	Sk	Yds	QBP	TFL	No	Yds	Lg	TD	PD	FF	FR	Yds	SpT
2013	Chicago	12	1	23	9	14	1.0	9.0	NA	2.5	1	24	24t	1	2	0	0	0	0
2014	Chicago	8	1	9	5	4	3.0	34.0	NA	0.5	0	0	-	0	0	1	0	0	0
2015	Tennessee	16	7	42	23	19	1.5	11.5	9	5.0	1	8	8	0	5	0	2	0	8
2016	Tennessee	9	0	14	7	7	0.0	0.0	2	1	0	0	0	0	0	0	0	0	4
NFL Totals		45	9	88	44	44	5.5	54.5	11	9.0	2	32	24t	1	7	1	2	0	12

Single-Game Highs

Tackles - 7 at Indianapolis (1/3/15)
 Sacks - 1 (Five times, last at Indianapolis 1/3/15)
 Interceptions - 1 (Twice, last vs. Atlanta 10/25/15)
 Fumble Recovery - 1 (Twice, last vs. Houston 12/27/15)
 Special Teams Tackles - 2 (Twice, last vs. Oakland (11/29/15))

Additional Career Statistics

Touchdowns - 1 - 24-yard interception return vs. Baltimore (11/17/143)



95 ANGELO BLACKSON

DEFENSIVE END • 6'4" • 318 LBS • COLLEGE: AUBURN
ACQUIRED: 4TH ROUND - 2015 • NFL EXPERIENCE (NFL/TITANS): 2/2
HOMETOWN: WILMINGTON, DEL.
GAMES PLAYED/GAMES STARTED: 25/0 (PLAYOFFS: 0/0)



PRO: The Titans selected Angelo Blackson in the fourth round of the 2015 NFL Draft. The 6-foot-4-inch, 318-pounder is a good athlete that displays the power and quickness to get upfield and disrupt the passer. The Auburn product also plays with strength at the point of attack and is able to withstand and occupy double teams against the run. Blackson competes for playing time on the defensive front with the Titans.

CAREER HIGHLIGHTS:

- As a rookie in 2015, Blackson played in all 16 games and registered 2.5 sacks.
- Blackson notched 4.5 sacks, 17 tackles for loss and 13 quarterback hurries during his four-year career at Auburn. He also excelled on special teams and posted four blocked kicks during his career with the Tigers.

TITANS TIDBITS:

- Blackson's legal guardian is his sister, Dalila Newman. She raised Angelo since he was six years old and he says he learned everything from her.
- Blackson was on the field for the famous "Kick 6" play during the Auburn and Alabama game in 2013. Blackson lined up on the defensive front to attempt to block the field goal and served as a blocker on the game-winning missed field goal return for a touchdown.

CAREER TRANSACTIONS:

- The Wilmington, Del., native was selected by the Titans in the fourth round (100th overall) the 2015 NFL Draft.

SEASON RECAPS:

2016 (9/0):

- Against Minnesota (9/11), saw action as a reserve on the defensive front and collected two tackles, including a stop for loss. Stuffed Adrian Peterson for a one-yard loss on a rush up the middle in the third quarter.
- At Detroit (9/18), played as a reserve at defensive end and posted two tackles, including a stop for loss. Teamed with Wesley Woodyard to stuff Theo Riddick for a one-yard loss on a rush off left tackle in the second quarter.
- Against Oakland (9/25), saw action as a reserve on the defensive line.
- At Houston (10/2), played as a reserve at nose tackle and recorded two tackles.
- At Miami (10/9), played as a reserve on the defensive front and registered a quarterback pressure.
- Against Cleveland (10/16), saw action as a reserve at defensive end and notched a tackle and a quarterback pressure.
- Against Indianapolis (10/23), played as a reserve at nose tackle and collected two tackles, including a stop for loss. Stuffed Frank Gore for a three-yard loss on a screen pass late in the fourth quarter.
- Against Jacksonville (10/27), saw action as a reserve on the defensive front and posted two tackles and a pass defended. Batted down a pass intended for Julius Thomas in the second quarter.
- At San Diego (11/6), played as a reserve on the defensive front.

2015 (16/0): Appeared in all 16 games as a rookie and registered 19 tackles, 2.5 sacks, two quarterback pressures and a forced fumble. Played in his first career NFL game and collected his first career sack at Tampa Bay (9/13/15).

- At Tampa Bay (9/13), saw action as a reserve defensive end in his NFL debut and collected three tackles, a sack and a forced fumble. Sacked Jameis Winston for a five-yard loss while forcing a fumble that was then

recovered by the quarterback in the fourth quarter.

- At New Orleans (11/8), played as a reserve at defensive end and totaled three tackles, including a sack. Combined with DaQuan Jones to stuff Mark Ingram for no gain on a goalline rush early in the second quarter. Teamed with Avery Williamson to stuff Ingram for a one-yard loss on a rush off right tackle in the final stanza. Dropped Drew Brees for a nine-yard sack in the fourth quarter.
- At New England (12/20), played as a reserve on the defensive front and tallied a tackle and a half sack. Teamed with Karl Klug to drop Tom Brady for a seven-yard sack in the fourth quarter.
- At Indianapolis (1/3), saw action as a reserve at defensive end and recorded a tackle and a quarterback pressure. Combined with David Bass to stuff Frank Gore for no gain on a rush up the middle in the opening stanza.

COLLEGE:

- Was a four-year letterman at Auburn. Played in 52 career games with 18 starts and totaled 65 tackles, 4.5 sacks, 17 tackles for loss, 13 quarterback hurries, three forced fumbles, a fumble recovery and two passes defended.
- As a senior (2014), played in 13 games with four starts and recorded 17 tackles, three sacks, 5.5 tackles for loss and four quarterback hurries.
- As a junior (2013), appeared in 14 games with four starts and amassed 16 tackles, a half sack, three tackles for loss, six quarterback hurries and a forced fumble.
- As a sophomore (2012), saw action in 12 games with 10 starts and notched 26 tackles, a sack, seven tackles for loss, two forced fumbles, a fumble recovery and two passes defended.
- As a freshman (2011), recorded six tackles, including 1.5 for loss while playing in all 13 games as a true freshman along the defensive line.
- Graduated with a sociology degree from Auburn in December 2014.

PERSONAL:

- Single and splits time between Nashville and Wilmington, Del.
- Attended Red Lion Christian Academy (Bear, Del.) where he played defensive line, linebacker and offensive line.
- Was listed as the nation's No. 14 defensive tackle by ESPN.com/Scouts Inc. Rated as the No. 24 defensive tackle in the nation and the No. 2 recruit in Delaware.
- Was a PrepStar All-East Region team and selected to play in the National Underclassmen Combine All-World Gridiron Classic following his senior season.
- During his senior campaign, had 40 tackles including three sacks, three forced fumbles, two pass deflections and a fumble recovery in just seven games.
- As a junior, collected 56 tackles, including 11 tackles for loss and seven sacks. Also served as the team's punter, booming 40 punts for a 36.1-yard average with a long of 52 yards.
- Also played on the Red Lion basketball team.
- List of favorites: (TV show) "Martin" and "Will and Grace"; (movie) "I Am Legend"; (childhood sports hero) LeBron James; (childhood sports teams) Baltimore Ravens, Cleveland Cavaliers and Miami Heat; (video game) "NBA2K," "Madden" and "Mortal Kombat"; (guilty pleasure) pumpkin cheesecake ice cream; and (food) pancakes, eggs and bacon, ribs and steak.
- Born Angelo Sierre Blackson, Jr. on Nov. 14, 1992 in Wilmington, Del.

ANGELO BLACKSON'S GAME-BY-GAME

2015 Tennessee Titans

Date	Opp	W/L	P/S	Tot	Solo	Asst	Sk	- Yds	QBP	TFL	Int	- Yds	-TD	PD	FF	FR	- Yds	SpT
Sept 13	@ TB	W	p	3	3	0	1.0	5.0	1	0	0	0	0	0	1	0	0	0
Sept 20	@ Cle	L	p	0	0	0	0.0	0.0	0	0	0	0	0	0	0	0	0	0
Sept 27	Ind	L	p	0	0	0	0.0	0.0	0	0	0	0	0	0	0	0	0	0
Oct 11	Buf	L	p	1	0	1	0.0	0.0	0	0	0	0	0	0	0	0	0	0
Oct 18	Mia	L	p	1	0	1	0.0	0.0	0	0	0	0	0	0	0	0	0	0
Oct 25	Atl	L	p	0	0	0	0.0	0.0	0	0	0	0	0	0	0	0	0	0
Nov 1	@ Hou	L	p	1	0	1	0.0	0.0	0	0	0	0	0	0	0	0	0	0
Nov 8	@ NO	W	p	3	1	2	1.0	9.0	0	0	0	0	0	0	0	0	0	0
Nov 15	Car	L	p	1	0	1	0.0	0.0	0	0	0	0	0	0	0	0	0	0
Nov 19	@ Jax	L	p	1	1	0	0.0	0.0	0	0	0	0	0	0	0	0	0	0
Nov 29	Oak	L	p	1	1	0	0.0	0.0	0	0	0	0	0	0	0	0	0	0
Dec 6	Jax	W	p	1	0	1	0.0	0.0	0	0	0	0	0	0	0	0	0	0
Dec 13	@ NYJ	L	p	2	1	1	0.0	0.0	0	0	0	0	0	0	0	0	0	0
Dec 20	@ NE	L	p	1	0	1	0.5	3.5	0	0	0	0	0	0	0	0	0	0
Dec 27	Hou	L	p	2	2	0	0.0	0.0	0	0	0	0	0	0	0	0	0	0
Jan 3	@ Ind	L	p	1	1	0	0.0	0.0	1	0	0	0	0	0	0	0	0	0
Totals			3-13	16/0	19	10	9	2.5	17.5	2	0	0	0	0	1	0	0	0

2016 Tennessee Titans

Date	Opp	W/L	P/S	Tot	Solo	Asst	Sk	- Yds	QBP	TFL	Int	- Yds	-TD	PD	FF	FR	- Yds	SpT
Sept 11	Min	L	p	2	1	1	0.0	0.0	0	1	0	0	0	0	0	0	0	0
Sept 18	@ Det	W	p	2	2	0	0.0	0.0	0	1	0	0	0	0	0	0	0	0
Sept 25	Oak	L	p	0	0	0	0.0	0.0	0	0	0	0	0	0	0	0	0	0
Oct 2	@ Hou	L	p	2	0	2	0.0	0.0	0	0	0	0	0	0	0	0	0	0
Oct 9	@ Mia	W	p	0	0	0	0.0	0.0	1	0	0	0	0	0	0	0	0	0
Oct 16	Cle	W	p	1	0	1	0.0	0.0	1	0	0	0	0	0	0	0	0	0
Oct 23	Ind	L	p	2	1	1	0.0	0.0	0	1	0	0	0	0	0	0	0	0
Oct 27	Jax	W	p	2	2	0	0.0	0.0	0	0	0	0	0	1	0	0	0	0
Nov 6	@ SD	L	p	0	0	0	0.0	0.0	0	0	0	0	0	0	0	0	0	0
Nov 13	GB																	
Nov 20	@ Ind																	
Nov 27	@ Chi																	
Dec 11	Den																	
Dec 18	@ KC																	
Dec 24	@ Jax																	
Jan 1	Hou																	
Totals			4-5	9/0	11	6	5	0.0	0.0	2	3	0	0	0	1	0	0	0

ANGELO BLACKSON'S NFL STATISTICS

REGULAR SEASON

Year	Team	GP	GS	TACKLES					INTERCEPTIONS					FUMBLES				
				Tot	Solo	Asst	Sk	Yds	QBP	TFL	No	Yds	Lg	TD	PD	FF	FR	Yds
2015	Tennessee	16	0	19	10	9	2.5	17.5	2	0	0	0	0	0	1	0	0	0
2016	Tennessee	9	0	11	6	5	0.0	0.0	2	3	0	0	0	1	0	0	0	0
NFL Totals		25	0	30	16	14	2.5	17.5	4	3	0	0	0	1	1	0	0	0

Single-Game Highs

Tackles - 3 (Twice, last at New Orleans 11/8/15)

Sacks - 1 (Twice, last at New Orleans 11/8/15)

Forced Fumble - 1 at Tampa Bay (9/13/15)



47 VALENTINO BLAKE

CORNERBACK • 5'9" • 198 LBS • COLLEGE: TEXAS EL PASO
ACQUIRED: UNRESTRICTED FREE AGENT - 2016 (PIT)
NFL EXPERIENCE (NFL/TITANS): 5/1 • HOMETOWN: MISSOURI CITY, TEXAS
GAMES PLAYED/GAMES STARTED: 71/17 (PLAYOFFS: 3/2)



PRO: The Titans signed Valentino Blake as an unrestricted free agent during the 2016 offseason to add competition and experience to the cornerback position. The 5-foot-9-inch, 198-pounder is a veteran defensive back that has also excelled on special teams coverage units during his four NFL seasons. Prior to arriving in Tennessee, the Texas El Paso product was originally signed by the Jacksonville Jaguars as a rookie free agent in 2012 and spent the previous three seasons (2013-15) with the Pittsburgh Steelers.

CAREER HIGHLIGHTS:

- In 2015, Blake started all 16 games for the Steelers and set career-highs with 74 tackles, three interceptions (one in postseason) and 11 passes defended.

TITANS TIDBITS:

- Blake has stated that the adversity of losing his grandmother at a young age has made him a better person and a better player. He knows his beginnings and wants to honor his grandmother while making her proud in the process.
- Blake's recruiting experience was a very unusual one. When it came to the whole process, he really didn't know how to handle things. His journey was quite simple; he went to one football camp which was at UTEP. They offered him a scholarship, and that is where he decided to go.

CAREER TRANSACTIONS:

- The Jacksonville, Fla., native was originally signed by the Jacksonville Jaguars as an undrafted rookie free agent on April 30, 2012.
- Released by the Jaguars on Sept. 1, 2013.
- Claimed by the Pittsburgh Steelers off waivers from the Jaguars on Sept. 2, 2013.
- Signed by the Titans as an unrestricted free agent on March 18, 2016.

SEASON RECAPS:

2016 (9/0 - Tennessee): Tied for the team lead with seven special teams tackles. Has tied for the team lead in passes defended once in 2016 (vs. JAX). Has tied for the team lead in special teams tackles five times in 2016 (vs. MIN, at HOU, at MIA, vs. CLE, at SD).

- Against Minnesota (9/11), made his Titans debut as a reserve on special teams and collected a tackle on coverage units.
- At Detroit (9/18), played as a reserve on special teams and posted a tackle on coverage units.
- Against Oakland (9/25), saw action as a reserve on special teams and notched a tackle on coverage units.
- At Houston (10/2), recorded a special teams tackle on coverage units.
- At Miami (10/9), tied for the team lead with one special teams tackle on coverage units.
- Against Cleveland (10/16), played as a reserve on special teams and tied for the team lead with a solo stop on coverage units.
- Against Indianapolis (10/23), played as a reserve at cornerback and collected three tackles.
- Against Jacksonville (10/27), saw significant action as a reserve as the team's nickelback and posted five tackles and a career-high tying two passes defended. Deflected a deep pass intended for Arrelious Benn in the end zone late in the fourth quarter.
- At San Diego (11/6), tied for the team lead with a special teams tackle on coverage units.

2015 (16/16, 2/2 - Pittsburgh): Started all 16 regular season contests for the first time of his career. Set single-season career-highs with 74 tackles,

two interceptions, 11 pass breakups, a sack and a forced fumble. Recorded three special teams tackles. Made his first career two postseason starts and collected two tackles and an interception.

- At New England (9/10), started his first career season opener at cornerback and registered three tackles.
- At San Diego (10/12), picked off Philip Rivers and returned it 70 yards for a touchdown, his first career score.
- Against Arizona (10/18), led the team with a career-high 12 tackles.
- Against Cincinnati (11/1), picked off Andy Dalton for his second interception of the season, and returned it 42 yards.
- At Cleveland (1/3), registered his first career sack, taking down Austin Davis for a 10-yard loss.
- At Cincinnati (1/9), recorded his first career postseason interception and returned it 35 yards in the AFC Wild Card Game.

2014 (16/1, 1/0 - Pittsburgh): Saw action in all 16 regular season games with one start. Posted 36 tackles, an interception, seven passes defended, a forced fumble and a fumble recovery. Recorded seven special teams tackles. Also saw action in the lone postseason game.

- Against Cleveland (9/7), caught a 25-yard pass on a fake punt from teammate Robert Golden. The catch marked his first career reception.
- At Carolina (9/21), saw action in the secondary after Ike Taylor suffered a right forearm injury. Recorded his first career tackle and first career pass breakup on defense.
- Against Indianapolis (10/26), saw action as a reserve and recorded his first career interception late in the fourth quarter off Andrew Luck.
- At N.Y. Jets (11/9), made his first career start.
- Against Cincinnati (12/28), tied his then career-high with seven tackles. Forced a fumble on A.J. Green late in the fourth quarter and recovered the loose football. Marked his first forced fumble and first fumble recovery of his career.

2013 (14/0 - Pittsburgh): Saw action on special teams in 14 games in his first season with the Steelers. Registered 11 special teams tackles. Was inactive for two games.

- At New England (11/3), posted three special teams tackles on coverage units.

2012 (16/0 - Jacksonville): Was one of four Jaguars rookies to play in all 16 games. Saw action mainly on special teams, where he led the team with 13 special teams stops, including five in his first three games.

- At Buffalo (12/2), recorded his first career special teams fumble recovery on a muffed punt.

COLLEGE:

- Was a four-year letterman and two year starter at cornerback at the University of Texas at El-Paso. Saw action in 42 career games with 25 starts and recorded 137 tackles and 22 pass breakups.
- In 2011, started all 12 games and recorded 46 tackles, seven pass breakups and two blocked kicks.
- In 2010, started all 12 games and finished with a career-high 60 tackles, two forced fumbles, two tackles for loss and a team-high 11 pass breakups.
- In 2009, played in eight games with one start, missing four due to an ankle injury. Recorded 20 tackles, one sack and one pass breakup.
- In 2008, saw action in 10 games and recorded 11 tackles and three pass breakups.
- Majored in multidisciplinary studies at Texas El Paso.

PERSONAL:

- Attended Thurgood Marshall (Missouri City, Texas) High School and totaled 53 tackles, four interceptions and two fumble recoveries as a senior.
- Was a three-year letterman in track and field and competed in the 100, 200 and 400-meter races and was a member of the 4x100 relay team.
- Has two children, daughter Aeryn and son Astin.
- Follow Blake on Twitter at @ZILLAMANE41.
- Born Antwon Valentino Blake on Aug. 9, 1990 in Jacksonville, Fla.

VALENTINO BLAKE'S GAME-BY-GAME

2012 Jacksonville Jaguars

Date	Opp	W/L	P/S	Tot Solo	Asst	Sk	- Yds	QBP	TFL	Int-	Yds	-TD	PD	FF	FR - Yds	SpT
Sept 9	@ Min	L	p	0	0	0	0.0	0.0	NA	NA	0	0	0	0	0	2
Sept 16	Hou	L	p	0	0	0	0.0	0.0	NA	NA	0	0	0	0	0	2
Sept 23	@ Ind	W	p	0	0	0	0.0	0.0	NA	NA	0	0	0	0	0	1
Sept 30	Cin	L	p	0	0	0	0.0	0.0	NA	NA	0	0	0	0	0	0
Oct 7	Chi	L	p	0	0	0	0.0	0.0	NA	NA	0	0	0	0	0	0
Oct 21	@ Oak	L	p	0	0	0	0.0	0.0	NA	NA	0	0	0	0	0	1
Oct 28	@ GB	L	p	0	0	0	0.0	0.0	NA	NA	0	0	0	0	0	1
Nov 4	Det	L	p	0	0	0	0.0	0.0	NA	NA	0	0	0	0	0	0
Nov 8	Ind	L	p	0	0	0	0.0	0.0	NA	NA	0	0	0	0	0	1
Nov 18	@ Hou	L	p	0	0	0	0.0	0.0	NA	NA	0	0	0	0	0	1
Nov 25	Ten	W	p	0	0	0	0.0	0.0	NA	NA	0	0	0	0	0	1
Dec 2	@ Buf	L	p	0	0	0	0.0	0.0	NA	NA	0	0	0	0	0	1
Dec 9	NYJ	L	p	0	0	0	0.0	0.0	NA	NA	0	0	0	0	0	0
Dec 16	@ Mia	L	p	0	0	0	0.0	0.0	NA	NA	0	0	0	0	0	0
Dec 23	NE	L	p	0	0	0	0.0	0.0	NA	NA	0	0	0	0	0	2
Dec 30	@ Ten	L	p	0	0	0	0.0	0.0	NA	NA	0	0	0	0	0	0
Totals				2-14	16/0	0	0	0	0.0	0.0	0	0	0	0	0	13

2013 Pittsburgh Steelers

Date	Opp	W/L	P/S	Tot Solo	Asst	Sk	- Yds	QBP	TFL	Int-	Yds	-TD	PD	FF	FR - Yds	SpT
Sept 8	Ten	L	IA	0	0	0	0.0	0.0	NA	NA	0	0	0	0	0	0
Sept 16	@ Cin	L	p	0	0	0	0.0	0.0	NA	NA	0	0	0	0	0	0
Sept 22	Chi	L	p	0	0	0	0.0	0.0	NA	NA	0	0	0	0	0	0
Sept 29	@ Min	L	IA	0	0	0	0.0	0.0	NA	NA	0	0	0	0	0	0
Oct 13	@ NYJ	W	p	0	0	0	0.0	0.0	NA	NA	0	0	0	0	0	0
Oct 20	Bal	W	p	0	0	0	0.0	0.0	NA	NA	0	0	0	0	0	0
Oct 27	@ Oak	L	p	0	0	0	0.0	0.0	NA	NA	0	0	0	0	0	2
Nov 3	@ NE	L	p	0	0	0	0.0	0.0	NA	NA	0	0	0	0	0	3
Nov 10	Buf	W	p	0	0	0	0.0	0.0	NA	NA	0	0	0	0	0	1
Nov 17	Det	W	p	0	0	0	0.0	0.0	NA	NA	0	0	0	0	0	2
Nov 24	@ Cle	W	p	0	0	0	0.0	0.0	NA	NA	0	0	0	0	0	0
Nov 28	@ Bal	L	p	0	0	0	0.0	0.0	NA	NA	0	0	0	0	0	2
Dec 8	Mia	L	p	0	0	0	0.0	0.0	NA	NA	0	0	0	0	0	0
Dec 15	Cin	W	p	0	0	0	0.0	0.0	NA	NA	0	0	0	0	0	1
Dec 22	@ GB	W	p	0	0	0	0.0	0.0	NA	NA	0	0	0	0	0	0
Dec 29	Cle	W	p	0	0	0	0.0	0.0	NA	NA	0	0	0	0	0	0
Totals				8-8	14/0	0	0	0	0.0	0.0	NA	NA	0	0	0	11

2014 Pittsburgh Steelers

Date	Opp	W/L	P/S	Tot Solo	Asst	Sk	- Yds	QBP	TFL	Int-	Yds	-TD	PD	FF	FR - Yds	SpT
Sept 7	Cle	W	p	0	0	0	0.0	0.0	NA	NA	0	0	0	0	0	0
Sept 11	@ Bal	L	p	0	0	0	0.0	0.0	NA	NA	0	0	0	0	0	0
Sept 21	@ Car	W	p	1	1	0	0.0	0.0	NA	NA	0	0	1	0	0	0
Sept 28	TB	L	p	0	0	0	0.0	0.0	NA	NA	0	0	0	0	0	1
Oct 5	@ Jax	W	p	0	0	0	0.0	0.0	NA	NA	0	0	0	0	0	0
Oct 12	@ Cle	L	p	0	0	0	0.0	0.0	NA	NA	0	0	0	0	0	0
Oct 20	Hou	W	p	0	0	0	0.0	0.0	NA	NA	0	0	0	0	0	2
Oct 26	Ind	W	p	2	0	2	0.0	0.0	NA	NA	1	0	0	1	0	1
Nov 2	Bal	W	p	4	4	0	0.0	0.0	NA	NA	0	0	0	2	0	0
Nov 9	@ NYJ	L	S	2	2	0	0.0	0.0	NA	NA	0	0	0	0	0	1
Nov 17	@ Ten	W	p	1	0	1	0.0	0.0	NA	NA	0	0	0	0	0	0

Nov 30	NO	L	p	1	1	0	0.0	0.0	NA	NA	0	0	0	0	0	1
Dec 7	@ Cin	W	p	4	4	0	0.0	0.0	NA	NA	0	0	0	2	0	0
Dec 14	@ Atl	W	p	7	7	0	0.0	0.0	NA	NA	0	0	0	0	0	1
Dec 21	KC	W	p	7	6	1	0.0	0.0	NA	NA	0	0	0	1	0	0
Dec 28	Cin	W	p	7	6	1	0.0	0.0	NA	NA	0	0	0	1	1	0
Totals				11-5	16/1	36	31	5	0.0	0.0	NA	NA	1	0	0	7
Playoffs																
Jan 3	Bal	L	p	0	0	0	0.0	0.0	NA	NA	0	0	0	0	0	0
Totals				1/0	0	0	0	0.0	0.0	NA	NA	0	0	0	0	0

2015 Pittsburgh Steelers

Date	Opp	W/L	P/S	Tot Solo	Asst	Sk	- Yds	QBP	TFL	Int-	Yds	-TD	PD	FF	FR - Yds	SpT
Sept 10	@ NE	L	S	3	2	1	0.0	0.0	NA	NA	0	0	0	0	0	1
Sept 20	SF	W	S	10	10	0	0.0	0.0	NA	NA	0	0	0	1	0	1
Sept 27	@ Sil	W	S	2	1	1	0.0	0.0	NA	NA	0	0	0	0	0	0
Oct 1	Bal	L	S	8	4	4	0.0	0.0	NA	NA	0	0	0	2	0	0
Oct 12	@ SD	W	S	3	2	1	0.0	0.0	NA	NA	1	70	1	1	0	0
Oct 18	Ari	W	S	12	10	2	0.0	0.0	NA	NA	0	0	0	1	0	0
Oct 25	@ KC	L	S	2	2	0	0.0	0.0	NA	NA	0	0	0	1	0	0
Nov 1	Cin	L	S	8	8	0	0.0	0.0	NA	NA	1	42	0	1	0	0
Nov 8	Oak	W	S	9	8	1	0.0	0.0	NA	NA	0	0	0	2	1	0
Nov 15	Cle	W	S	1	1	0	0.0	0.0	NA	NA	0	0	0	0	0	0
Nov 29	@ Sea	L	S	3	2	1	0.0	0.0	NA	NA	0	0	0	0	0	0
Dec 6	Ind	W	S	1	0	1	0.0	0.0	NA	NA	0	0	0	0	0	1
Dec 13	@ Cin	W	S	5	5	0	0.0	0.0	NA	NA	0	0	0	0	0	0
Dec 20	Den	W	S	3	3	0	0.0	0.0	NA	NA	0	0	0	0	0	0
Dec 27	@ Bal	L	S	0	0	0	0.0	0.0	NA	NA	0	0	0	0	0	0
Jan 3	@ Cle	W	S	4	4	0	1.0	10.0	NA	NA	0	0	0	2	0	0
Totals				10-6	16/16	74	62	12	1.0	10.0	NA	NA	2	112	1	11
Playoffs																
Jan 9	@ Cin	W	S	1	1	0	0.0	0.0	NA	NA	1	35	0	1	0	0
Jan 17	@ Den	L	S	1	1	0	0.0	0.0	NA	NA	0	0	0	0	0	0
Totals				1-1	2/2	2	2	0	0.0	0.0	NA	NA	1	35	0	0

2016 Tennessee Titans

Date	Opp	W/L	P/S	Tot Solo	Asst	Sk	- Yds	QBP	TFL	Int-	Yds	-TD	PD	FF	FR - Yds	SpT
Sept 11	Min	L	p	0	0	0	0.0	0.0	0	0	0	0	0	0	0	1
Sept 18	@ Det	W	p	0	0	0	0.0	0.0	0	0	0	0	0	0	0	0
Sept 25	Oak	L	p	2	1	1	0.0	0.0	0	0	0	0	0	0	0	1
Oct 2	@ Hou	L	p	0	0	0	0.0	0.0	0	0	0	0	0	0	0	1
Oct 9	@ Mia	W	p	0	0	0	0.0	0.0	0	0	0	0	0	0	0	1
Oct 16	Cle	W	p	0	0	0	0.0	0.0	0	0	0	0	0	0	0	1
Oct 23	Ind	L	p	3	3	0	0.0	0.0	0	0	0	0	0	0	0	0
Oct 27	Jax	W	p	5	4	1	0.0	0.0	0	0	0	0	0	2	0	0
Nov 6	@ SD	L	p	0	0	0	0.0	0.0	0	0	0	0	0	0	0	1
Nov 13	GB															
Nov 20	@ Ind															
Nov 27	@ Chi															
Dec 11	Den															
Dec 18	@ KC															
Dec 24	@ Jax															
Jan 1	Hou															
Totals				4-5	9/0	10	8	2	0.0	0.0	0	0	0	0	2	0

VALENTINO BLAKE'S NFL STATISTICS

REGULAR SEASON				TACKLES							INTERCEPTIONS					FUMBLES			
Year	Team	GP	GS	Tot	Solo	Asst	Sk	Yds	QBP	TFL	No	Yds	Lg	TD	PD	FF	FR	Yds	SpT
2012	Jacksonville	16	0	0	0	0	0.0	0.0	NA	NA	0	0	0	0	0	0	0	0	13
2013	Pittsburgh	14	0	0	0	0	0.0	0.0	NA	NA	0	0	0	0	0	0	0	0	11
2014	Pittsburgh	16	1	36	31	5	0.0	0.0	NA	NA	1	0	0	0	7	1	1	0	7
2015	Pittsburgh	16	16	74	62	12	1.0	10.0	NA	NA	2	112	70t	1	11	1	0	0	3
2016	Tennessee	9	0	10	8	2	0.0	0.0	0	0	0	0	0	0	2	0	0	0	7
NFL Totals		71	17	120	101	19	1.0	10.0	0	0	3	112	70t	1	20	2	1	0	41

PLAYOFFS				TACKLES							INTERCEPTIONS					FUMBLES			
Year	Team	GP	GS	Tot	Solo	Asst	Sk	Yds	QBP	TFL	No	Yds	Lg	TD	PD	FF	FR	Yds	SpT
2014	Pittsburgh	1	0	0	0	0	0.0	0.0	NA	NA	0	0	0	0	0	0	0	0	0
2015	Pittsburgh	2	2	2	2	0	0.0	0.0	NA	NA	1	35	35	0	1	0	0	0	0
Playoff Totals		3	2	2	2	0	0.0	0.0	NA	NA	1	35	35	0	1	0	0	0	0

Single-Game Highs


Tackles - 12 vs. Arizona (10/18/15)
 Interceptions - 1 (Three times, last vs. Cincinnati 11/1/15)
 Interception Long - 70t at San Diego (10/12/15)
 Sacks - 1 at Cleveland (1/3/16)
 Passes Defensed - **2 (Six times, last vs. Jacksonville 10/27/16)**
 Forced Fumble - 1 (Twice, last vs. Oakland 11/8/15)
 Fumble Recovery - 1 vs. Cincinnati (12/28/14)
 Special Teams Tackles - 3 at New England (11/3/13)

Playoff Single-Game Highs

Tackles - 1 (Twice, last at Denver 1/17/16)
 Interceptions - 1 at Cincinnati (1/9/16)

Additional Statistics

Touchdowns - 1, 70-yard interception return at San Diego (10/12/15)
 Receptions - 1 for 25 yards (fake punt) vs. Cleveland (9/7/14)
 Special Teams Fumble Recovery - at Buffalo (12/2/12)



48 BEAU BRINKLEY

LONG SNAPPER • 6'4" • 248 LBS • COLLEGE: MISSOURI
ACQUIRED: FREE AGENT - 2012 • NFL EXPERIENCE (NFL/TITANS): 5/5
HOMETOWN: KEARNEY, MO.
GAMES PLAYED/GAMES STARTED: 73/0 (PLAYOFFS: 0/0)



PRO: Beau Brinkley was signed by the Titans as an undrafted free agent following the 2012 NFL Draft and has handled all of the team's long snapping duties in every game since then. His consistency helped Brett Kern set the franchise records for both gross and net punting average and helped Titans kickers Rob Bironas (2012-13) and Ryan Succop (2014-15) combine to make 84.7 percent of their field goals in Brinkley's first four campaigns.

CAREER HIGHLIGHTS:

- In 2015, Brinkley was the team's long snapper for every punt, field goal and extra point attempt for his fourth consecutive season.
- In 2014, he set a career high and tied for third on the squad with 10 special teams stops.
- As a rookie in 2012, Brinkley played in every game and contributed six special teams tackles.

TITANS TIDBITS:

- Brinkley's father, Mike, was an All-American defensive end and long snapper at Missouri Valley College. He taught Beau the skill of long snapping when he was just seven years old. Beau's football idol growing up was Kansas City Chiefs long snapper Kendall Gammon.
- Brinkley raced four-wheelers in the Extreme Dirt Track Racing Series while growing up in Missouri. He traveled the country competing in both motor cross and flat track competitions and won a flat track regional title in 2005.
- In June 2015, Brinkley participated in the Nashville Sports Council Golf Tournament at Gaylord Springs Golf Course. On the par-3 eighth hole, he sunk a hole-in-one to win a barrel of Jack Daniel's whiskey.

CAREER TRANSACTIONS:

- The Kearney, Mo., native was signed by the Titans as an undrafted free agent on May 4, 2012.

SEASON RECAPS:

2016 (9/0): Has tied for the team lead in special teams tackles twice in 2016 (at MIA, vs. IND).

- Against Minnesota (9/11), served as the team's long snapper.
- At Detroit (9/18), saw action at long snapper and collected a special teams tackle.
- Against Oakland (9/25), played as the team's long snapper.
- At Houston (10/2), served as the team's long snapper.
- At Miami (10/9), played as a reserve at long snapper and tied for the team lead with one special teams tackle on coverage units.
- Against Cleveland (10/16), served as the team's long snapper.
- Against Indianapolis (10/23), played as a reserve at long snapper.
- Against Jacksonville (10/27), saw action as the team's long snapper.
- At San Diego (11/6), served as the team's long snapper.

2015 (16/0): Played in all 16 games as the long snapper for the fourth consecutive campaign and registered seven special teams tackles. Tied for the team lead in special teams tackles three times in 2015 (at CLE, vs. BUF, vs. CAR).

- At Cleveland (9/20), collected a special teams stop.
- Against Buffalo (10/11), collected a special teams stop.
- At Houston (11/1), posted a special teams stop.
- Against Carolina (11/15), posted a special teams tackle on coverage units.
- Against Oakland (11/29), recorded a special teams tackle.
- Against Jacksonville (12/6), collected a special teams stop.

- At Indianapolis (1/3), recorded a special teams tackle.

2014 (16/0): Played in all 16 games for the third consecutive season. Tied for third on the team with a career-high 10 special teams tackles.

- At Kansas City (9/7), collected two solo special teams tackles.
- At Philadelphia (11/23), collected two special teams tackles as the long snapper.
- At Jacksonville (12/18), notched a special teams stop.

2013 (16/0): Played in all 16 games as a reserve long snapper and collected six special teams tackles. Tied for the team lead in special teams tackles twice in 2013 (vs. SD, vs. KC).

- Against San Diego (9/22), notched a special teams tackle.
- Against N.Y. Jets (9/29), posted a special teams tackle on coverage units.
- Against Kansas City (10/6), tied for the team lead with two special teams tackles.
- Against San Francisco (10/20), posted a special teams tackle on coverage units.
- At St. Louis (11/3), collected a solo tackle on coverage units.

2012 (16/0): Appeared in all 16 games as a rookie long snapper and posted six special teams tackles. Helped Brett Kern set franchise records in both gross (47.6 yards) and net (40.4) punting average. Led or tied for the team lead in special teams tackles twice (vs. PIT, at IND). Played in his first career NFL game against New England (9/9/12).

- Against New England (9/9), made his NFL debut as a reserve long snapper.
- Against Detroit (9/23), snapped for Rob Bironas' game-winning field goal in overtime.
- Against Pittsburgh (10/11), led the team with three special teams tackles and snapped for Rob Bironas' game-winning field goal.
- At Miami (11/11), snapped for Brett Kern's career-long 71-yard punt.
- Against Houston (12/2), posted a special teams tackle.
- At Indianapolis (12/9), tied for the team lead with a special teams tackle.
- Against Jacksonville (12/30), posted a solo special teams tackle.

COLLEGE:

- Spent four seasons as Missouri's long snapper after joining the team as a preferred walk-on. Appeared in 50 career games during his time at Missouri and helped field goal kickers make a combined 79-of-98 field goal attempts (80.6 pct.) and 210-of-212 on extra point attempts (99.1 pct.).
- As a senior (2011), played in all 13 games as the team's long snapper and also registered five tackles on special teams. Named the Tigers' 2011 Co-Special Teams Player of the Year. Helped Tigers kickers make a combined 16-of-25 field goal attempts and 53-of-53 PATs.
- As a junior (2010), played in 11 games as the long snapper and helped the Tigers rank 14th in the NCAA in net punting. Snapped for placekicker Grant Ressel, who was 17-of-19 on field goal attempts and 45-of-47 on PATs. Posted one special teams stop.
- As a sophomore (2009), played in all 13 games as the team's long snapper and was named the Tigers' Special Teams Player of the Year. Helped Ressel set an NCAA single-season kicking accuracy record for combined kicks (26-of-27 on field goals and 39-of-39 extra points). Also helped MU rank fourth in the NCAA in team net punting (40.48 avg.).
- As a freshman (2008), joined the team as a walk-on and won the long-snapping job for placekicks and punts. Appeared in all 13 games and was named the Tigers' Walk-On Player of the Year. Helped Jeff Wolfert to a perfect 73-for-73 mark on extra point attempts and a 20-for-27 mark on field

- goals. Posted three tackles as part of the punt coverage team.
- Graduated in May 2012 with a major in general studies at Missouri.

PERSONAL:

- Married to Whitney and lives in Nashville.
- Attended Kearney (Mo.) High School.
- Follow Brinkley on Twitter: @Brinkley86
- List of favorites: (movie) "Tommy Boy"; (TV show) "The Walking Dead"; (actor) Chris Farley; (music artist) Garth Brooks; (school subject) history; (car) Ford F-350; (video game) "Call of Duty"; (food) sushi; and (book) "Lone Survivor" by Marcus Luttrell.
- On Twitter: @Brinkley86
- On Instagram: @brinkley486
- Born Beau Michael Brinkley on Jan. 25, 1990 in Kansas City, Mo.

BEAU BRINKLEY'S NFL STATISTICS

REGULAR SEASON

Year	Team	GP	GS	SpT Tackles
2012	Tennessee	16	0	6
2013	Tennessee	16	0	6
2014	Tennessee	16	0	10
2015	Tennessee	16	0	7
2016	Tennessee	9	0	3
NFL Totals		73	0	32



31 KEVIN BYARD

SAFETY • 5'11" • 212 LBS • COLLEGE: MIDDLE TENNESSEE STATE
ACQUIRED: 3RD ROUND - 2016 • NFL EXPERIENCE (NFL/TITANS): ROOKIE
HOMETOWN: LITHONIA, GA.
GAMES PLAYED/GAMES STARTED: 9/0 (PLAYOFFS: 0/0)



PRO: The Titans selected Kevin Byard with the first pick of the third round in the 2016 NFL Draft. The 5-foot-11-inch, 212-pound defender earned a reputation in college as a sideline-to-sideline, ball-hawking safety who plays with tremendous intelligence and effort. In four seasons at Middle Tennessee State, he set the school's all-time career interceptions record with a total of 19. He started 46 of his 49 career games with the Blue Raiders.

CAREER HIGHLIGHTS:

- In 2015, Byard appeared in 12 games (limited to nine starts due to injuries) and posted 66 tackles and a team-high four interceptions. He was named first-team All-Conference USA for the second consecutive season.
- Against North Texas on Nov. 21, 2015, he set the Middle Tennessee State record with his 18th career interception. He picked off another pass the following week to finish his career with 19 interceptions.
- Against Troy on Nov. 24, 2012, he forced three total turnovers (two interceptions and a forced fumble), including a 77-yard, game-winning interception return for a touchdown late in the fourth quarter.

TITANS TIDBITS:

- Byard says his football role models are Ed Reed, Brian Dawkins and Troy Polamalu.
- He has aspirations to travel the world, and his bucket list includes setting foot on every continent.
- He has three brothers and three sisters and is the second oldest of the group.
- Byard credits his mother, Artina Stanley, for much of his success. Following a divorce when Byard was in ninth grade, his mother moved with the children from Philadelphia to Atlanta. Although it was a financial struggle, Stanley worked long hours to make sure her children received what they needed. Byard claims he and his older brother "had to grow up really fast" as they helped their mother with taking care of the younger kids in the family.
- The Titans had an inside track in their scouting of Byard. Titans general manager Jon Robinson received glowing reports on Byard from his friend and MTSU defensive coordinator Steve Ellis. When Robinson was a linebackers coach at Nicholls State, Ellis was one of his pupils, and the two remained close through the years. Additionally, Patrick Callaway, a newly-hired scouting assistant for the Titans, was Byard's high school teammate.

CAREER TRANSACTIONS:

- The Lithonia, Ga., native was selected by the Titans in the third round (64th overall) of the 2016 NFL Draft.

SEASON RECAPS:

- 2016 (9/0):** Tied for the team lead with seven special teams tackles. Has tied for the team lead in tackles once in 2016 (at SD). Has tied for the team lead in passes defended twice in 2016 (vs. IND, at SD). Has tied for the team lead in special teams tackles five times in 2016 (vs. MIN, at DET, at MIA, vs. JAX, at SD). Appeared in his first career NFL game against Minnesota (9/11/16).
- Against Minnesota (9/11), made his NFL debut as a reserve safety and collected four tackles, including a stop for loss. Notched a special teams tackle on coverage units. Burst through the line and stuffed Adrian Peterson for a five-yard loss on a rush off right tackle at the end of the third quarter.
 - At Detroit (9/18), saw action as a reserve at safety and posted two tackles. Tied for the team lead with two special teams stops.

- Against Oakland (9/25), played as a reserve at safety and tallied three tackles. Notched a special teams tackle on coverage units.
- At Houston (10/2), saw action as a reserve at safety and recorded a tackle.
- At Miami (10/9), played as a reserve at safety and registered two tackles. Tied for the team lead with one special teams tackle on coverage units.
- Against Cleveland (10/16), saw significant action as a reserve at safety and notched two tackles. Stuffed Isaiah Crowell for no gain on a rush up the middle in the first quarter.
- Against Indianapolis (10/23), saw action as a reserve at safety and collected a pass defended. Broke up a deep pass intended for Erik Swoope late in the fourth quarter.
- Against Jacksonville (10/27), played significant snaps as a reserve at safety and posted five tackles, including two stops for loss. Tied for the team lead with a special teams tackle. Pounced on Chris Ivory for no gain after the running back recovered his own fumble late in the first quarter. Stuffed Blake Bortles for a one-yard loss on a rush off left end in the final quarter.
- At San Diego (11/6), saw significant action as a reserve at safety and tied for the team lead with a career-best 10 tackles, including a stop for loss and a pass defended. Tied for the team lead with a special teams tackle on coverage units. Ended a Chargers' drive by breaking up a third-and-two pass intended for Antonio Gates late in the second quarter. Stuffed Melvin Gordon for a two-yard loss on a rush off left guard late in the second quarter.

COLLEGE:

- During a four-year career at Middle Tennessee State, he appeared in 49 games and notched 46 starts at safety. He set school records with 19 career interceptions, 377 interception return yards and four interception returns for touchdowns. He finished sixth in MTSU history with 312 career tackles. In 49 career games, he had a hand in 25 turnovers (19 interceptions, five forced fumbles and one fumble recovery). Had 17 additional career passes defended and five tackles for loss. He was twice named first-team All-Conference USA.

AS A SENIOR (2015), appeared in 12 games with nine starts as a permanent team captain. Ranked fourth on the team with 66 tackles and led the squad with four interceptions and six additional pass breakups. Ranked second among safeties with 718 snaps played. Named first-team All-Conference USA for the second consecutive season.

- At Alabama (9/12), shared team lead with eight tackles and added a tackle for loss and an interception against No. 2 Crimson Tide.
- Against Vanderbilt (10/3), tied the MTSU record with his 17th career interception.
- Against Florida International (10/17), led squad with 10 tackles and a pass breakup.
- Against North Texas (11/21), became the school's all-time leader with his 18th career interception.
- At University of Texas at San Antonio (11/28), led team with eight tackles and added his 19th career interception.

AS A JUNIOR (2014), played and started all 12 games and led the team with six interceptions. Ranked fourth on the team with 66 tackles, including three tackles for loss, and added four pass breakups, two forced fumbles and a blocked kick. Ranked seventh nationally and first in Conference USA in interceptions. Played a team-high 980 snaps. Named first-team All-Conference USA.

- Against Savannah State (8/30), collected an interception.
- At Minnesota (9/6), had seven stops and an interception.
- At Old Dominion (9/26), posted five tackles, a tackle for loss, an interception and a forced fumble at ODU to go with a 76-yard punt return for a touchdown (first-ever punt return). Voted the Conference USA Special Teams Player of the Week and the TSWA Defensive Player of the Week.
- Against Southern Miss (10/4), credited with five tackles, an interception, a pass breakup and his first career blocked kick on an extra point.
- Against UAB (10/18), had seven tackles and an interception.
- At Florida International (11/15), led the team with eight tackles and added a forced fumble.
- Against Florida Atlantic (11/22), set a career high with his sixth interception of the season.

AS A SOPHOMORE (2013), played and started all 13 games. Registered a career-best 106 tackles to finish second on the team. Led the team with five interceptions. Also finished with an additional five pass breakups, a forced fumble and a fumble recovery. Equaled his own school mark with two interceptions returned for touchdowns. Led the team with 996 snaps played. Voted honorable mention All-Conference USA.

- At Florida Atlantic (9/21), made the game-saving interception in back of end zone to preserve an overtime victory.
- At BYU (9/27), had six tackles and an interception,
- Against East Carolina (10/5), registered 15 tackles and a fumble recovery.
- At North Texas (10/12), turned in a career-best 17 stops, including two tackles for loss. Named the TSWA Defensive Player of the Week.
- Against Marshall (10/24), had eight tackles and an interception he returned 47 yards. Named the TSWA Defensive Player of the Week.
- Against Florida International (11/9), had a 51-yard interception return for a touchdown to go with a forced fumble and pass breakup.
- At Southern Miss (11/23), led team with eight tackles to go with an interception he returned 51 yards for a touchdown. His return yards gave him 326 for his career, which set a new school record.
- Against Navy (12/30), led team with 14 stops in the Armed Forces Bowl.

AS A REDSHIRT FRESHMAN (2012), started all 12 games and led the team with four interceptions. Tied for third on the team with 74 tackles and added two pass breakups, two forced fumbles and a hurry. Equaled the school record with two interception returns for touchdowns and set the single-season record for interception return yards with 167. Led the entire team with 925 total snaps played and had 80 or more snaps four times. Named FWAA Freshman All-American, second-team All-SBC.

- Against McNeese State (8/30), turned in 11 tackles in first career game.
- Against Florida Atlantic (9/8), had a forced fumble.
- At Memphis (9/15), recorded his first career interception and returned it 68 yards for a touchdown.
- Against North Texas (10/27), registered an interception and three tackles.

- Against Troy (11/24), forced three turnovers in win with two interceptions and a forced fumble to go with a pass breakup and six tackles. Second pick went for 77 yards and game-winning score late in fourth quarter. Named the SBC Defensive Player of the Week and the College Performance Awards National Defensive Back of the Week.

AS A FRESHMAN (2011), redshirted.

- Graduated in May 2015 with a degree in liberal studies.

PERSONAL:

- Single, splits time between Nashville and Lithonia, Ga.
- Attended M.L. King (Lithonia, Ga.), where as a senior he totaled 94 tackles, two interceptions, two blocked punts, and two fumble recoveries on defense. On offense, he recorded 35 receptions for 723 yards and six touchdowns, as well as 245 rushing yards and two rushing touchdowns. Also returned 12 kickoffs for 350 yards and a touchdown.
- Voted Class AAAAA first-team all-state by the Atlanta Journal Constitution and the Associated Press. Earned all-region honors on offense and defense, while also garnering all-area and all-county accolades.
- Also lettered in track as a high school athlete.
- On Twitter: @KB20_Era
- On Instagram: @kevinbyard20
- List of favorites: (TV show) "Martin"; (movie) "Wolf of Wall Street" and "Paid in Full"; (musician or band) Future; (food) Philadelphia cheesesteaks and hot wings; (childhood sports teams) Philadelphia 76ers; (athlete as a child) Allen Iverson; and (guilty pleasure) late-night snacks.
- Born Kevin Leon Byard Jr. on Aug. 17, 1993 in Philadelphia, Pa.

KEVIN BYARD'S COLLEGE STATISTICS

REGULAR SEASON		TACKLES								INTERCEPTIONS					FUMBLES		
Year	Team	GP	GS	Tot	Solo	Asst	Sk	Yds	TFL	No	Yds	Lg	TD	PD	FF	FR	Yds
2012	MTSU	12	12	74	48	26	0	0	0	4	167	77	2	2	2	0	0
2013	MTSU	13	13	106	61	45	0	0	1	5	159	51	2	5	1	1	0
2014	MTSU	12	12	66	43	23	0	0	3	6	1	1	0	4	2	0	0
2015	MTSU	12	9	66	43	23	0	0	1	4	50	27	0	6	0	0	0
College Totals		49	46	312	195	117	0	0	5	19	377	77	4	17	5	1	0

Single-Game Highs

Tackles - 17 at North Texas (10/24/13)
 Interceptions - 2 vs. Troy (11/24/12)

Additional Statistics

Kickoff Returns - 3 for 17 yards (career)
 Punt Returns - 1 for 76 yards, 1 touchdown (9/26/14)

KEVIN BYARD'S GAME-BY-GAME

2016 Tennessee Titans

Date	Opp	W/L	P/S	Tot	Solo	Asst	Sk	- Yds	QBP	TFL	Int	- Yds	-TD	PD	FF	FR	- Yds	SpT
Sept 11	Min	L	p	4	3	1	0.0	0.0	0	1	0	0	0	0	0	0	0	1
Sept 18	@ Det	W	p	2	2	0	0.0	0.0	0	0	0	0	0	0	0	0	0	2
Sept 25	Oak	L	p	3	3	0	0.0	0.0	0	0	0	0	0	0	0	0	0	1
Oct 2	@ Hou	L	p	1	1	0	0.0	0.0	0	0	0	0	0	0	0	0	0	0
Oct 9	@ Mia	W	p	2	2	0	0.0	0.0	0	0	0	0	0	0	0	0	0	1
Oct 16	Cle	W	p	2	2	0	0.0	0.0	0	0	0	0	0	0	0	0	0	0
Oct 23	Ind	L	p	0	0	0	0.0	0.0	0	0	0	0	0	1	0	0	0	0
Oct 27	Jax	W	p	5	3	2	0.0	0.0	0	2	0	0	0	0	0	0	0	1

Nov 6	@ SD	L	p	10	5	5	0.0	0.0	0	1	0	0	0	1	0	0	0	1	
Nov 13	GB																		
Nov 20	@ Ind																		
Nov 27	@ Chi																		
Dec 11	Den																		
Dec 18	@ KC																		
Dec 24	@ Jax																		
Jan 1	Hou																		
Totals				4-5	9/0	29	21	8	0.0	0.0	0	4	0	0	0	2	0	0	7

KEVIN BYARD'S NFL STATISTICS

REGULAR SEASON		TACKLES									INTERCEPTIONS					FUMBLES			
Year	Team	GP	GS	Tot	Solo	Asst	Sk	Yds	QBP	TFL	No	Yds	Lg	TD	PD	FF	FR	Yds	SpT
2016	Tennessee	9	0	29	21	8	0.0	0.0	0	4	0	0	0	0	2	0	0	0	7
NFL Totals		9	0	29	21	8	0.0	0.0	0	4	0	0	0	0	2	0	0	0	7

Single-Game Highs

Tackles - **10 at San Diego (11/6/16)**

Tackles for Loss - **2 vs. Jacksonville (10/27/16)**

Passes Defensed - **1 (Twice, last at San Diego 11/6/16)**

Special Teams Tackles - **2 at Detroit (9/18/16)**



99 JURRELL CASEY

DEFENSIVE TACKLE • 6'1" • 305 LBS • COLLEGE: SOUTHERN CAL
ACQUIRED: 3RD ROUND - 2011 • NFL EXPERIENCE (NFL/TITANS): 6/6
HOMETOWN: LONG BEACH, CALIF.
GAMES PLAYED/GAMES STARTED: 88/86 (PLAYOFFS: 0/0)



Captain: 2014, 2015, 2016



Pro Bowl: 2015

PRO: The Titans used their third-round pick in the 2011 NFL Draft on University of Southern California defensive tackle Jurrell Casey. In his first five pro seasons, Casey quickly developed as one of the top interior defensive linemen in the NFL, a force against both the run and pass. During that timespan, he played in all but one game and ranked fifth among all defensive tackles with 28 total sacks (Geno Atkins, Marcell Dareus, Ndamukong Suh and Gerald McCoy). In 2013, he tied for second among NFL defensive tackles with a career-high 10.5 sacks and set a career high with 90 tackles.

CAREER HIGHLIGHTS:

- In 2015, Casey was named to the Pro Bowl after tying for the team lead with seven sacks. He finished second on the team with 11 tackles for loss and a career-high 28 quarterback pressures.
- Following the 2014 season, Casey was voted the 96th-best player in the NFL by his peers on the NFL Network's "Top 100 Players of 2015."
- In 2013, Casey was named *Associated Press* second-team All-Pro after putting together one of the best seasons by a defensive tackle in franchise history. His 10.5 sacks set a career high and made up the second-highest total by a franchise defensive tackle since sacks became an official statistic in 1982, finishing behind only Ray Childress' 13 sacks in 1992. Only Jason Hatcher of the Dallas Cowboys (11) finished with more sacks than Casey among defensive tackles in 2013. Casey's season totals also included a career-high 90 tackles and a career- and team-high 10 quarterback pressures.
- In 2012, he notched 80 tackles to lead the defensive line and added three sacks.
- As a rookie in 2011, Casey recorded 74 tackles, which led the team's defensive linemen, and tied for second on the defense with five tackles for loss.
- Casey totaled nine sacks and 22 tackles for loss during his three seasons at Southern California. In 2010, Casey's junior year, he was named first-team All-Pac-10.

TITANS TIDBITS:

- Casey and his wife Ryann set up the Casey Fund to help people in need, including people who have been incarcerated.
- Casey has a strong partnership with Project Return Tennessee.
- Family members, friends and teammates call him "Tut-Tut," a nickname he earned from his aunt as a small child because she said he walked like a turtle.
- Casey has nine brothers and sisters.
- When he was in high school, his older brother, Jurray, was convicted of first-degree murder. Despite the turmoil it caused, Jurrell credits his brother for helping him re-focus on becoming a better football player and student.
- Casey calls his mother, Collette Burns, a cafeteria worker in the Long Beach Unified School District, "the inspiration in my life" for how hard she worked to provide for Jurrell and his siblings.

CAREER TRANSACTIONS:

- The Long Beach, Calif., native was selected by the Titans in the third round (77th overall) of the 2011 NFL Draft.

SEASON RECAPS:

2016 (9/9): Ranks third on the team with three sacks. Ranks second on the squad with 20 quarterback pressures. Has tied for the team lead in sacks twice in 2016 (at MIA, vs. CLE). Has led the team in quarterback pressures twice in 2016 (vs. MIN, vs. JAX). Posted a career-high six quarterback pressures against Jacksonville (10/27/16).

- Against Minnesota (9/11), started at defensive tackle and collected six tackles, including two stops for loss and tied a career-high with four quarterback pressures. Stonewalled Adrian Peterson for a two-yard loss on a rush off right guard in the second quarter.
- At Detroit (9/18), started at defensive tackle and posted two tackles and two quarterback pressures.
- Against Oakland (9/25), started at defensive tackle and tallied three tackles and a quarterback pressure. Halted a Raiders' drive by stonewalling Jamize Olawale for no gain on a third-and-two rush up the middle in the third quarter.
- At Houston (10/2), started at defensive tackle and recorded three tackles, two quarterback pressures and a pass defended. Knocked down a pass intended for DeAndre Hopkins in the fourth quarter.
- At Miami (10/9), started at defensive tackle and registered three tackles, including two sacks. Dropped Ryan Tannehill for a nine-yard sack late in the first half. Halted a Dolphins' drive by sacking Tannehill for a five-yard loss on third-and-10 in the final stanza.
- Against Cleveland (10/16), started at nose tackle and notched three tackles, including a sack, three quarterback pressures and a pass defended. Halted a Browns' drive by sacking Cody Kessler for a 10-yard loss on third-and-five early in the second quarter. Batted down a pass intended for Ricardo Louis at the line scrimmage in the third quarter.
- Against Indianapolis (10/23), started at defensive tackle and collected two tackles and a quarterback pressure. Combined with Avery Williamson to stonewall Robert Turbin for no gain on a rush up the middle in the final stanza.
- Against Jacksonville (10/27), started at defensive tackle and posted two tackles with a team-best and career-high six quarterback pressures.
- At San Diego (11/6), started at defensive tackle and tallied eight tackles and a quarterback pressure.

2015 (16/16): Named to the Pro Bowl after starting all 16 games at defensive tackle and tying for the team lead with seven sacks. Ranked second on the team with 11 tackles for loss and a career-high 28 quarterback pressures. Registered a career-best five passes defended. Tied for the team lead in tackles once in 2015 (at NYJ). Led or tied for the team lead in sacks five times in 2015 (vs. IND, vs. BUF, at JAX, vs. JAX, at NE). Led or tied for the team lead in quarterback pressures seven times in 2015 (vs. IND, vs. MIA, vs. ATL, vs. HOU, vs. JAX, at NYJ, vs. HOU). Led or tied for the team lead in tackles for loss four times in 2015 (at TB, vs. IND, at NYJ, vs. HOU). Led or tied for the team lead in passes defended twice in 2015 (vs. ATL, at NO).

- At Tampa Bay (9/13), started at defensive tackle and collected six tackles, including a sack, three tackles for loss and two quarterback pressures. Burst through the line and stopped Doug Martin for a two-yard loss on a rush off right guard in the first quarter. Dropped Jameis Winston for an eight-yard sack in the third quarter.
- Against Indianapolis (9/27), started at defensive tackle and totaled three tackles, including a sack, a team-best four quarterback pressures and a tackle for loss. Dropped Frank Gore for a one-yard loss on a rush up the middle in the first quarter. Sacked Andrew Luck for a five-yard sack in the fourth quarter.
- Against Buffalo (10/11), started at defensive tackle and posted eight tackles, including 1.5 sacks, a tackle for loss and a quarterback pressure. Ended a Bills' drive by sacking Tyrod Taylor for a three-yard sack on third-and-five in the second quarter. Halted a Bills' drive by teaming with Derrick Morgan to drop Tyrod Taylor for a five-yard sack on third-and-10 in the second quarter. Stuffed Boom Herron for no gain on a rush up the middle in the second quarter.

- At Houston (11/1), started at defensive tackle and registered six tackles, including a half sack and three quarterback pressures. Combined with Zach Brown to sack Brian Hoyer for a six-yard loss in the fourth quarter.
- At Jacksonville (11/19), started at defensive tackle and collected five tackles, a sack, two quarterback pressures and a stop for loss. Dropped Blake Bortles for a four-yard sack early in the fourth quarter.
- Against Jacksonville (12/6), started at defensive tackle and posted four tackles, a sack and two quarterback pressures. Halted a Jaguars' drive by sacking Blake Bortles for a nine-yard loss on third-and-six in the second quarter.
- At N.Y. Jets (12/13), started at defensive tackle and tied for the team lead with eight tackles, two quarterback pressures and a stop for loss. Stuffed Stevan Ridley for a one-yard loss on a rush off left tackle in the second quarter.
- At New England (12/20), started at defensive tackle and tallied four tackles, including a sack and a stop for loss. Ended a Patriots' drive by dropping Tom Brady for a seven-yard sack on third-and-15 late in the first quarter. Stonewalled Joey Iosefa for a one-yard loss on a rush off right guard in the second quarter.

2014 (16/16): Started all 16 games at defensive tackle and tied for the team lead with a career-high 27 quarterback pressures and a career-best 13 tackles for loss. Led all Titans defensive linemen and ranked fourth on the team with 86 tackles. Finished second on the team with five sacks. Tied for the team lead in tackles once in 2014 (vs. PIT). Led or tied for the team lead in sacks three times in 2014 (vs. DAL, vs. JAX, at PHI). Led or tied for the team lead in quarterback pressures seven times in 2014 (at KC, at CIN, at IND, vs. HOU, vs. NYG, at JAX, vs. IND). Tied for the team lead in passes defended once in 2014 (vs. NYJ). Named AFC Defensive Player of the Week after totaling eight tackles, two sacks, two stops for loss and a quarterback pressure against Jacksonville (10/12/14). Was voted a team captain for the 2014 season by his teammates.

- At Kansas City (9/7), started at defensive tackle and collected four tackles, including a stop for loss and tied for the team lead with a career-high four quarterback pressures. Stonewalled Jamaal Charles for no gain on a rush off left end in the third quarter.
- Against Dallas (9/14), started at defensive tackle and notched three tackles, including two sacks. Halted a Cowboys' drive by sacking Tony Romo for a 12-yard loss on third-and-15 in the first quarter. Dropped Romo for an eight-yard sack later in the opening stanza.
- Against Jacksonville (10/12), started at defensive tackle and was named AFC Defensive Player of the Week after totaling eight tackles, two sacks, two stops for loss and a quarterback pressure. Ended a Jaguars' drive by sacking Blake Bortles for a four-yard loss on third-and-seven in the second quarter. Dropped Bortles for a nine-yard sack late in the second quarter. Stuffed Denard Robinson for a three-yard loss on a short pass early in the fourth quarter.
- Against Houston (10/26), started at defensive tackle and posted seven tackles and a team-high four quarterback pressures.
- Against Pittsburgh (11/17), started at defensive tackle and tied for the team lead with nine tackles, including a stop for loss and a quarterback pressure. Stuffed Le'Veon Bell for no gain on a rush off right tackle in the first stanza. Tackled Bell for a one-yard loss on a carry off right guard in the first quarter. Stonewalled Bell for no gain on a rush off right guard in the opening quarter.
- At Philadelphia (11/23), started at defensive tackle and amassed six tackles, including a sack, two stops for loss and a quarterback pressure. Dropped Mark Sanchez for a seven-yard sack in the first quarter. Stonewalled LeSean McCoy for a two-yard loss on a rush off right end in the first quarter.
- At Houston (11/30), started at defensive tackle and notched seven tackles, including a team-best three stops for loss. Teamed with Coty Sensabaugh to stop Alfred Blue for no gain on a rush up the middle in the first quarter. Stuffed Arian Foster for a one-yard loss on a rush off left tackle in the third quarter. Halted a Texans' drive by stopping Foster for no gain on a third-and-five rush in the third quarter. Stonewalled Blue for a one-yard loss on a rush off left guard in the final stanza.
- Against N.Y. Giants (12/7), started at defensive tackle and totaled four tackles, including a team-high four quarterback pressures and a stop for loss. Teamed with Avery Williamson to stonewall Andre Williams for a three-yard loss on a rush off left tackle in the second quarter.
- Against N.Y. Jets (12/14), started at defensive tackle and collected five tackles, including a team-high two stops for loss, two quarterback pressures and a pass defended. Stuffed Chris Johnson for a three-yard loss on a rush off left end on the Titans' first defensive snap. Pressured

Geno Smith in the end zone in the second quarter, forcing an intentional grounding which resulted in a safety and a 5-0 Titans lead. Batted down a pass intended for Eric Decker in the third quarter. Stuffed John Conner for no gain on a rush up the middle in the fourth quarter.

2013 (15/14): Played in 15 games with 14 starts at defensive tackle. Named second-team *Associated Press* All-Pro and selected to the *PFWA* All-AFC team. Led the team and finished tied for second among all NFL defensive tackles with a career-best 10.5 sacks. Became only the seventh NFL 4-3 defensive tackle or 3-4 nose tackle in the past 10 seasons (2004-present) to tally 10 sacks in a season. Led the squad with 10 quarterback pressures. Posted a career-high 90 tackles, three stops for loss, three passes defended, a forced fumble and a fumble recovery. Was inactive for the regular season finale, the first game he missed in his first three NFL seasons. Registered a career-high two sacks at Pittsburgh (9/8/13), at St. Louis (11/3/13) and at Indianapolis (12/1/13). Tied for the team lead in tackles twice in 2013 (at IND, vs. ARI). Led or tied for the team lead in sacks six times in 2013 (at PIT, vs. SF, at STL, vs. JAX, at IND, vs. ARI).

- At Pittsburgh (9/8), tallied four tackles, including a career-best two sacks. Dropped Ben Roethlisberger for a six-yard sack in the first quarter. Ended a Steelers' drive by sacking Roethlisberger for an eight-yard loss late in the fourth quarter.
- Against N.Y. Jets (9/29), posted five tackles, including a sack and a quarterback pressure. Dropped Geno Smith for a one-yard sack in the second quarter.
- Against San Francisco (10/20), notched four tackles and led the team with two quarterback pressures and a sack. Sacked Colin Kaepernick for a two-yard loss early in the fourth quarter.
- At St. Louis (11/3), set a career-high with 10 tackles and tied a career-high with two sacks and a forced fumble. Dropped Kellen Clemens for a two-yard sack in the first quarter. Strip-sacked Clemens on third-and-seven and the loose ball was recovered by Derrick Morgan at the Rams' 19-yard line in the fourth quarter.
- Against Jacksonville (11/10), notched eight tackles, a sack and a stop for loss. Stonewalled Maurice Jones-Drew for no gain on a rush up the middle in the first stanza. On back-to-back plays in the second quarter stuffed Jones-Drew for a five-yard loss on a rush off left tackle and sacked Chad Henne for an eight-yard loss on third-and-eight.
- At Oakland (11/24), sealed the victory by recovering a Rod Streater fumble that was forced by Bliid Wreh-Wilson on the final lateral play.
- At Indianapolis (12/1), tied for the team lead with nine tackles, including two sacks, and added a tackle for loss and two quarterback pressures. Sacked Andrew Luck for a six-yard loss in the second quarter. Dropped Luck for a 10-yard sack on a rush up the middle in the third quarter. Sniffed out a reverse and nailed Darrius Heyward-Bey for an 11-yard loss late in the third quarter.
- Against Arizona (12/15), tied for the team lead with 10 tackles, including 1.5 sacks, and added a tackle for loss and a quarterback pressure. Dropped Carson Palmer for a seven-yard sack with a rush up the middle in the second quarter. Teamed with Bernard Pollard to sack Palmer for a nine-yard sack on the final play of the first half. Stuffed Rashard Mendenhall for a two-yard loss on a rush off right guard in overtime.
- Against Houston (12/29), was inactive for the first time in his career with an injury.

2012 (16/16): Started all 16 games at defensive tackle and led all Titans defensive linemen with a career-best 80 tackles. Also posted a career-high three sacks, six tackles for loss, three quarterback pressures and two forced fumbles. Led the team in tackles once (vs. HST). Tied for the team lead in sacks once (vs. CHI). Tied for the team lead in quarterback pressures once (vs. JAX).

- Against Detroit (9/23), posted a career-high nine tackles, including a stop for loss. Ended the game and secured the win by stuffing Shaun Hill for a one-yard loss on a fourth-and-one rush at the Titans' seven-yard line in overtime.
- At Houston (9/30), recorded six tackles, including a career-best two stops for loss. Teamed with Derrick Morgan to stop Arian Foster for a one-yard loss on a third-and-one rush off right guard in the first quarter. Combined with Akeem Ayers to stonewall Foster for no gain on a third-and-one rush off left tackle in the opening stanza. Tracked down Ben Tate for a six-yard loss on a screen pass in the second quarter. Stuffed Foster for a three-yard loss on a rush up the middle in the second quarter.
- At Minnesota (10/7), totaled four tackles, including a stop for loss. Combined with Colin McCarthy to stop Adrian Peterson for no gain on a

rush off left tackle in the third quarter.

- Against Pittsburgh (10/11), posted three tackles, including a stop for loss before leaving the game in the second quarter with an injury. Stuffed Rashard Mendenhall for a four-yard loss on a rush up the middle in the first quarter.
- At Chicago (11/4), notched five tackles, including a sack and a forced fumble. Strip-sacked Jay Cutler and the fumble was recovered by Zach Brown in the second quarter.
- At Jacksonville (11/25), collected seven tackles, including a sack. Ended a Jaguars' drive by dropping Chad Henne for a 10-yard sack on a third-and-17 in the first quarter. Stuffed Rashad Jennings for no gain on a rush up the middle in the fourth quarter.
- Against Houston (12/2), led the team with eight tackles and forced a fumble.
- Against Jacksonville (12/30), recorded five tackles, including a sack, a stop for loss and two quarterback pressures. Teamed with Zach Brown to stuff Keith Toston for no gain on a rush off left guard in the first quarter. Stonewalled Toston for a two-yard loss on a third-and-one rush early in the third quarter. Sacked Chad Henne for a six-yard loss in the fourth quarter.

2011 (16/15): As a rookie, played in all 16 games with 15 starts at defensive tackle and led all defensive linemen on the team with 74 tackles. Tied for second on the squad with five tackles for loss. Added 2.5 sacks, nine quarterback pressures, one pass defended, one forced fumble and a fumble recovery. Led the team in sacks twice in 2011 (at PIT, at HST). Tied for the team lead in quarterback pressures twice in 2011 (at CLE, at HST).

- At Jacksonville (9/11), made his first career NFL start at defensive tackle and posted six tackles.
- At Cleveland (10/2), collected seven tackles and tied a team-high two quarterback pressures.
- At Pittsburgh (10/9), registered six tackles, including his first career sack. Sacked Ben Roethlisberger for a four-yard loss in the third stanza.
- At Carolina (11/13), tallied five tackles, a stop for loss and a quarterback pressure. Stuffed Jonathan Stewart for a five-yard loss on a rush off left end in the second quarter.
- Against Tampa Bay (11/27), posted four tackles, a forced fumble and fumble recovery. Stripped LeGarrette Blount of the ball and recovered it at the Buccaneers' 29-yard line in the third quarter.
- Against New Orleans (12/11), recorded five tackles, a pass defended and quarterback pressure. Ended a Saints' drive and got the Titans' offense the ball back for the final drive by breaking up a pass in the flat that was intended for Chris Ivory on third-and-seven late in the fourth quarter.
- At Indianapolis (12/18), tallied six tackles, including a stop for loss. Stuffed Donald Brown for a four-yard loss on a rush up the middle in the fourth quarter.
- Against Jacksonville (12/24), totaled three tackles, including a stop for loss. Stopped Maurice Jones-Drew for a one-yard loss on a rush off right tackle in the third quarter.
- At Houston (1/1), collected five tackles, a team-best one-and-a-half sacks, a stop for loss and three quarterback pressures. Teamed with Derrick Morgan to drop T.J. Yates for a five-yard sack on the Texans' first play from scrimmage. Stuffed Ben Tate for a two-yard loss on a rush up the middle in the second quarter. Combined with William Hayes to stonewall Tate for a one-yard loss on a rush off right tackle in the fourth quarter.

COLLEGE:

- In three seasons at the University of Southern California, Casey started 26 of 38 games on the defensive line (24 at right defensive tackle and two at nose tackle). He recorded 138 tackles, nine sacks, 22 tackles for loss,

three quarterback pressures, four fumble recoveries, three forced fumbles, an interception and three passes defended.

- As a junior (2010), started all 13 games for the second consecutive season and had 67 tackles, a team-best 11 tackles for loss, a team-leading 4.5 sacks, one interception, one fumble recovery and two passes defended. Named 2010 SI.com All-American honorable mention, All-Pac-10 first team, ESPN.com All-Pac-10 first team, Scout.com All-Pac-10 first team and Phil Steele All-Pac-10 first team. Also was named USC's team MVP and USC's Defensive Lineman of the Year.
- As a sophomore (2009), started all 13 games (two games at nose tackle and 11 games at defensive tackle) and registered 59 tackles, nine tackles for loss, 4.5 sacks, a team-best three fumble recoveries, two forced fumbles and a pass deflection. Honors included second-team CollegeFootballNews.com Sophomore All-American, All-Pac-10 honorable mention, Phil Steele's All-Pac-10 first team and USC Co-Defensive Lineman of the Year Award.
- As a freshman (2008), played in 12 games and registered 12 tackles, two tackles for loss and one forced fumble. Named USC's Service Team Defensive Player of the Year.
- Majored in sociology.

PERSONAL:

- Married to Ryann Gray, and the couple resides in Long Beach, Calif.
- As a senior defensive tackle at Long Beach (Calif.) Polytechnic High School, tallied 134 tackles, seven sacks and two fumble recoveries, helping Jackrabbits win the CIF Pac-5 Division title. Also played offensive guard. Honors included All-Moore League Defensive MVP, All-CIF Pac-5 Division Co-Defensive MVP, *Long Beach Press-Telegram* Dream Team MVP and second-team EA Sports All-American.
- As a junior, registered 104 tackles, 10 sacks and six fumble recoveries, earning first-team All-CIF Pac-5 Division honors.
- List of favorites: (movie) "The Wood"; (TV show) "The Simpsons"; (actor) Denzel Washington; (music artist) Lil Twist; (school subject) math; (car) Cadillac Escalade; (video game) NBA 2K; (food) pizza; (restaurant) Red Lobster; and (sports team as a child) Philadelphia Eagles.
- Follow Casey on Twitter at @jurrellc.
- Follow Casey on Instagram at @tattedmonster99.
- Born Jurrell Jule Casey on Dec. 5, 1989 in Long Beach, Calif.

JURRELL CASEY'S GAME-BY-GAME

2011 Tennessee Titans

Date	Opp	W/L	P/S	Tot Solo	Asst	Sk	- Yds	QBP	TFL	Int - Yds	-TD	PD	FF	FR - Yds	SpT
Sept 11	@ Jax	L	S	6	3	3	0.0	0.0	0	0	0	0	0	0	0
Sept 18	Bal	W	S	3	1	2	0.0	0.0	1	0	0	0	0	0	0
Sept 25	Den	W	S	3	2	1	0.0	0.0	0	0	0	0	0	0	0
Oct 2	@ Cle	W	S	7	6	1	0.0	0.0	2	0	0	0	0	0	0
Oct 9	@ Pit	L	S	6	3	3	1.0	4.0	0	0	0	0	0	0	0
Oct 23	Hou	L	S	5	3	2	0.0	0.0	0	1	0	0	0	0	0
Oct 30	Ind	W	S	5	4	1	0.0	0.0	1	0	0	0	0	0	0
Nov 6	Cin	L	S	3	1	2	0.0	0.0	0	0	0	0	0	0	0
Nov 13	@ Car	W	S	5	2	3	0.0	0.0	1	1	0	0	0	0	0
Nov 20	@ Atl	L	P	3	1	2	0.0	0.0	0	0	0	0	0	0	0
Nov 27	TB	W	S	4	3	1	0.0	0.0	0	0	0	0	1	1	0
Dec 4	@ Buf	W	S	5	4	1	0.0	0.0	0	0	0	0	0	0	0
Dec 11	NO	L	S	5	0	5	0.0	0.0	1	0	0	0	1	0	0
Dec 18	@ Ind	L	S	6	3	3	0.0	0.0	0	1	0	0	0	0	0
Dec 24	Jax	W	S	3	1	2	0.0	0.0	0	1	0	0	0	0	0
Jan 1	@ Hou	W	S	5	4	1	1.5	11.5	3	1	0	0	0	0	0
Totals				9-7	16/15	74	41	33	2.5	15.5	9	5	0	0	1

2012 Tennessee Titans

Date	Opp	W/L	P/S	Tot Solo	Asst	Sk	- Yds	QBP	TFL	Int - Yds	-TD	PD	FF	FR - Yds	SpT
Sept 9	NE	L	S	2	2	0	0.0	0.0	0	0	0	0	0	0	0
Sept 16	@ SD	L	S	2	2	0	0.0	0.0	0	0	0	0	0	0	0
Sept 23	Det	W	S	9	5	4	0.0	0.0	0	1	0	0	0	0	0
Sept 30	@ Hou	L	S	6	2	4	0.0	0.0	0	2	0	0	0	0	0
Oct 7	@ Min	L	S	4	2	2	0.0	0.0	0	1	0	0	0	0	0
Oct 11	Pit	W	S	3	2	1	0.0	0.0	0	1	0	0	0	0	0
Oct 21	@ Buf	W	S	3	0	3	0.0	0.0	0	0	0	0	0	0	0
Oct 28	Ind	L	S	5	2	3	0.0	0.0	0	0	0	0	0	0	0
Nov 4	Chi	L	S	5	2	3	1.0	15.0	0	0	0	0	1	0	0
Nov 11	@ Mia	W	S	4	1	3	0.0	0.0	1	0	0	0	0	0	0
Nov 25	@ Jax	L	S	7	6	1	1.0	10.0	0	0	0	0	0	0	0
Dec 2	Hou	L	S	8	3	5	0.0	0.0	0	0	0	0	1	0	0
Dec 9	@ Ind	L	S	4	1	3	0.0	0.0	0	0	0	0	0	0	0
Dec 17	NYJ	W	S	7	2	5	0.0	0.0	0	0	0	0	0	0	0
Dec 23	@ GB	L	S	6	3	3	0.0	0.0	0	0	0	0	0	0	0
Dec 30	Jax	W	S	5	3	2	1.0	6.0	2	1	0	0	0	0	0
Totals				6-10	16/16	80	38	42	3.0	31.0	3	6	0	0	2

2013 Tennessee Titans

Date	Opp	W/L	P/S	Tot Solo	Asst	Sk	- Yds	QBP	TFL	Int - Yds	-TD	PD	FF	FR - Yds	SpT
Sept 8	@ Pit	W	S	4	2	2	2.0	14.0	1	0	0	0	0	0	0
Sept 15	@ Hou	L	S	6	4	2	0.0	0.0	0	0	0	0	1	0	0
Sept 22	SD	W	S	4	3	1	0.0	0.0	1	0	0	0	1	0	0
Sept 29	NYJ	W	S	5	4	1	1.0	1.0	1	0	0	0	0	0	0
Oct 6	KC	L	S	4	3	1	0.0	0.0	0	0	0	0	0	0	0
Oct 13	@ Sea	L	P	7	3	4	0.0	0.0	0	0	0	0	0	0	0
Oct 20	SF	L	S	4	3	1	1.0	2.0	2	0	0	0	0	0	0
Nov 3	@ StL	W	S	10	5	5	2.0	7.0	1	0	0	0	0	1	0
Nov 10	Jax	L	S	8	6	2	1.0	8.0	0	1	0	0	0	0	0
Nov 14	Ind	L	S	4	2	2	0.0	0.0	1	0	0	0	1	0	0
Nov 24	@ Oak	W	S	7	0	7	0.0	0.0	0	0	0	0	0	1	0
Dec 1	@ Ind	L	S	9	6	3	2.0	17.0	2	1	0	0	0	0	0
Dec 8	@ Den	L	S	2	1	1	0.0	0.0	0	0	0	0	0	0	0
Dec 15	Ari	L	S	10	6	4	1.5	11.5	1	1	0	0	0	0	0
Dec 22	@ Jax	W	S	6	1	5	0.0	0.0	0	0	0	0	0	0	0
Dec 29	Hou	W	IA												
Totals				7-9	15/14	90	49	41	10.5	60.5	10	3	0	0	3

2014 Tennessee Titans

Date	Opp	W/L	P/S	Tot Solo	Asst	Sk	- Yds	QBP	TFL	Int - Yds	-TD	PD	FF	FR - Yds	SpT
Sept 7	@ KC	W	S	4	2	2	0.0	0.0	4	1	0	0	0	0	0
Sept 14	Dal	L	S	3	2	1	2.0	20.0	0	0	0	0	0	0	0
Sept 21	@ Cin	L	S	7	4	3	0.0	0.0	1	0	0	0	0	0	0
Sept 28	@ Ind	L	S	4	3	1	0.0	0.0	3	0	0	0	0	0	0
Oct 5	Cle	L	S	2	1	1	0.0	0.0	1	0	0	0	0	0	0
Oct 12	Jax	W	S	8	6	2	2.0	13.0	1	2	0	0	0	0	0
Oct 19	@ Was	L	S	7	4	3	0.0	0.0	1	0	0	0	0	0	0
Oct 26	Hou	L	S	7	6	1	0.0	0.0	4	0	0	0	0	0	0
Nov 9	@ Bal	L	S	6	5	1	0.0	0.0	1	0	0	0	0	0	0
Nov 17	Pit	L	S	9	6	3	0.0	0.0	1	1	0	0	0	0	0
Nov 23	@ Phi	L	S	6	4	2	1.0	7.0	1	2	0	0	0	0	0
Nov 30	@ Hou	L	S	7	5	2	0.0	0.0	0	3	0	0	0	0	0
Dec 7	NYG	L	S	4	3	1	0.0	0.0	4	1	0	0	0	0	0
Dec 14	NYJ	L	S	5	3	2	0.0	0.0	2	2	0	0	1	0	0
Dec 18	@ Jax	L	S	4	1	3	0.0	0.0	1	0	0	0	0	0	0
Dec 28	Ind	L	S	3	3	0	0.0	0.0	2	1	0	0	0	0	0
Totals				2-14	16/16	86	58	28	5.0	40.0	27	13	0	0	1

2015 Tennessee Titans

Date	Opp	W/L	P/S	Tot Solo	Asst	Sk	- Yds	QBP	TFL	Int - Yds	-TD	PD	FF	FR - Yds	SpT
Sept 13	@ TB	W	S	6	3	3	1.0	8.0	2	3	0	0	0	0	0
Sept 20	@ Cle	L	S	5	2	3	0.0	0.0	1	1	0	0	0	0	0
Sept 27	Ind	L	S	3	2	1	1.0	5.0	4	1	0	0	0	0	0
Oct 11	Buf	L	S	8	4	4	1.5	5.5	1	1	0	0	0	0	0
Oct 18	Mia	L	S	6	4	2	0.0	0.0	1	0	0	0	1	0	0
Oct 25	Atl	L	S	4	2	2	0.0	0.0	3	0	0	0	3	0	0
Nov 1	@ Hou	L	S	6	4	2	0.5	3.0	3	0	0	0	0	0	0
Nov 8	@ NO	W	S	1	1	0	0.0	0.0	1	0	0	0	1	0	0
Nov 15	Car	L	S	6	2	4	0.0	0.0	1	1	0	0	0	0	0
Nov 19	@ Jax	L	S	5	1	4	1.0	4.0	2	1	0	0	0	0	0
Nov 29	Oak	L	S	6	3	3	0.0	0.0	1	0	0	0	0	0	0
Dec 6	Jax	W	S	4	3	1	1.0	9.0	2	0	0	0	0	0	0
Dec 13	@ NYJ	L	S	8	5	3	0.0	0.0	2	1	0	0	0	0	0
Dec 20	@ NE	L	S	4	3	1	1.0	7.0	0	1	0	0	0	0	0
Dec 27	Hou	L	S	8	6	2	0.0	0.0	3	1	0	0	0	0	0
Jan 3	@ Ind	L	S	6	3	3	0.0	0.0	1	0	0	0	0	0	0
Totals				3-13	16/16	86	48	38	7.0	41.5	28	11	0	0	5

2016 Tennessee Titans

Date	Opp	W/L	P/S	Tot Solo	Asst	Sk	- Yds	QBP	TFL	Int - Yds	-TD	PD	FF	FR - Yds	SpT
Sept 11	Min	L	S	6	3	3	0.0	0.0	4	2	0	0	0	0	0
Sept 18	@ Det	W	S	2	1	1	0.0	0.0	2	0	0	0	0	0	0
Sept 25	Oak	L	S	3	3	0	0.0	0.0	1	0	0	0	0	0	0
Oct 2	@ Hou	L	S	3	2	1	0.0	0.0	2	0	0	0	1	0	0
Oct 9	@ Mia	W	S	3	2	1	2.0	14.0	0	0	0	0	0	0	0
Oct 16	Cle	W	S	3	2	1	1.0	10.0	3	0	0	0	1	0	0
Oct 23	Ind	L	S	2	1	1	0.0	0.0	1	0	0	0	0	0	0
Oct 27	Jax	W	S	2	1	1	0.0	0.0	6	0	0	0	0	0	0
Nov 6	@ SD	L	S	8	7	1	0.0	0.0	1	0	0	0	0	0	0
Nov 13	GB														
Nov 20	@ Ind														
Nov 27	@ Chi														
Dec 11	Den														
Dec 18	@ KC														
Dec 24	@ Jax														
Jan 1	Hou														
Totals				4-5	9/9	32	22	10	3.0	24.0	20	2	0	0	2

</

JURRELL CASEY'S NFL STATISTICS

REGULAR SEASON		TACKLES									INTERCEPTIONS					FUMBLES			
Year	Team	GP	GS	Tot	Solo	Asst	Sk	Yds	QBP	TFL	No	Yds	Lg	TD	PD	FF	FR	Yds	SpT
2011	Tennessee	16	15	74	41	33	2.5	15.5	9	5	0	0	0	0	1	1	1	0	0
2012	Tennessee	16	16	80	38	42	3.0	31.0	3	6	0	0	0	0	0	2	0	0	0
2013	Tennessee	15	14	90	49	41	10.5	60.5	10	3	0	0	0	0	3	1	1	0	0
2014	Tennessee	16	16	86	58	28	5.0	40.0	27	13	0	0	0	0	1	0	0	0	0
2015	Tennessee	16	16	86	48	38	7.0	41.5	28	11	0	0	0	0	5	0	0	0	0
2016	Tennessee	9	9	32	22	10	3.0	24.0	20	2	0	0	0	0	2	0	0	0	0
NFL Totals		88	86	448	256	192	31.0	212.5	97	40	0	0	0	0	12	4	2	0	0

Single-Game Highs

Tackles - 10 (Twice, last vs. Arizona 12/15/13)

Sacks - **2 (Six times, last at Miami 10/9/16)**

Tackles for Loss - 3 (Twice, last at Tampa Bay 9/13/15)

Forced Fumble - 1 (Four times, last at St. Louis 11/3/13)

Fumble Recovery - 1 (Twice, last at Oakland 11/24/13)

Quarterback Pressures - **6 vs. Jacksonville (10/27/16)**

Passes Defensed - 3 vs. Atlanta (10/25/15)



16 MATT CASSEL

QUARTERBACK • 6'4" • 228 LBS • COLLEGE: SOUTHERN CALIFORNIA
ACQUIRED: FREE AGENT - 2016 • NFL EXPERIENCE (NFL/TITANS): 12/1
HOMETOWN: NORTHRIDGE, CALIF.
GAMES PLAYED/GAMES STARTED: 101/79 (PLAYOFFS: 5/1)



Pro Bowl: 2010

PRO: The Titans signed Matt Cassel early in the 2016 offseason to provide a veteran presence among the team's quarterbacks. Cassel spent 11 previous seasons with the New England Patriots, Kansas City Chiefs, Minnesota Vikings, Buffalo Bills and Dallas Cowboys. His career totals prior to arriving in Tennessee included 17,003 passing yards, 101 touchdown passes, 77 interceptions and a passer rating of 79.3.

CAREER HIGHLIGHTS:

- In 2015, Cassel played for the Buffalo Bills and the Dallas Cowboys. With the Cowboys, he started seven games and completed 119 of 204 passes for 1,276 yards, five touchdowns and seven interceptions.
- In 2010, he was named to the Pro Bowl after setting career highs with 27 touchdown passes and a 93.0 passer rating as the starting quarterback for the Chiefs. He helped guide the Chiefs to the AFC West title.
- In 2008, went 10-5 as a starter with the Patriots after Tom Brady suffered a season-ending knee injury in the opener. He passed for 3,693 yards and 21 touchdowns.

TITANS TIDBITS:

- Cassel's mother, Barbara, is an Emmy-winning set decorator in Hollywood. His late father, Greg, was a script writer.
- His wife, Lauren, was a captain of the Southern Cal volleyball team that won the 2002 national title.
- He played in the 1994 Little League World Series on the Northridge, Calif., team. He went on to play a season of baseball at Southern Cal and was selected in the 36th round of the 2004 Major League Baseball Draft by the Oakland Athletics.
- Cassel's older brother, Jack, pitched for the Houston Astros, Cleveland Indians and San Diego Padres. His younger brother, Justin, was a pitcher in the Chicago White Sox organization.

CAREER TRANSACTIONS:

- The Northridge, Calif., native was originally selected by the New England Patriots in the seventh round (230th overall) of the 2005 NFL Draft.
- Traded from New England to the Kansas City Chiefs along with Mike Vrabel in exchange for a 2009 second-round draft choice on Feb. 28, 2009.
- Released by Kansas City on March 14, 2013.
- Signed by the Minnesota Vikings on March 15, 2013.
- Traded from Minnesota to the Buffalo Bills along with a 2015 sixth-round draft choice in exchange for a 2015 fifth-round pick and a 2016 seventh-round pick on March 10, 2015.
- Released by the Bills on Sept. 5, 2015 and re-signed by the Bills on Sept. 8, 2015.
- Traded from Buffalo to the Dallas Cowboys along with a 2017 seventh-round draft choice for a 2017 fifth-round pick on Sept. 22, 2015.
- Signed by the Titans as an unrestricted free agent on March 10, 2016.

SEASON RECAPS:

2016 (2/0 - Tennessee):

- Against Minnesota (9/11), did not play as the backup quarterback.
- At Detroit (9/18), appeared in his 100th career regular season game by taking the final snap for a kneel down in the fourth quarter.
- Against Oakland (9/25), did not play as the backup quarterback.
- At Houston (10/2), did not play as the backup quarterback.
- At Miami (10/9), did not play as the backup quarterback.
- Against Cleveland (10/16), did not play as the backup quarterback.
- Against Indianapolis (10/23), did not play as the backup quarterback.
- Against Jacksonville (10/27), saw action at quarterback in the fourth quarter and completed his only pass for 10 yards. Rushed once for two

yards.

- At San Diego (11/6), did not play as the backup quarterback.

2015 (1/1 - Buffalo; 8/7 - Dallas): Started one game with Buffalo before he was traded to Dallas, where he started seven contests in place of an injured Tony Romo. His 2015 totals included 204 attempts, 119 completions, 1,276 passing yards, five touchdown passes, seven interceptions and a 70.6 passer rating.

- At N.Y. Giants (10/25), recorded his first start for the Cowboys and completed 17 of 27 passes for 227 yards with one touchdown and three interceptions.
- Against Seattle (11/1), was 13-of-25 passing for 97 yards with no touchdowns and no interceptions.
- Against Philadelphia (11/8), reached 299 yards on 25-of-38 passes with three touchdowns and one interception for a 105.0 rating. His three scoring tosses allowed him to reach 100 career touchdowns while also serving as his 12th career game with three-or-more scores.
- At Tampa Bay (11/15), he was 19-of-29 for 186 yards with no touchdowns and an interception.
- Against Carolina (11/26), entered the game for an injured Romo (clavicle) in the fourth quarter and completed 13 of 19 attempts for 93 yards and a touchdown. His attempts in the game allowed him to reach 2,500 for his career.
- At Washington (12/7), won his first game as the starting quarterback for the Cowboys while completing 16 of 29 passes for 222 yards with no touchdowns and no interceptions. His 16 completions gave him 1,500 for his career.
- At Green Bay (12/13), passed for 114 yards on 13-of-29 attempts with one interception.
- Against N.Y. Jets (12/19), was three-of-eight for 37 yards and an interception.

2014 (3/3 - Minnesota): Appeared in three games, all of which he started for the Vikings. For the season he completed 41 of his 71 passes for 425 yards, three touchdowns, four interceptions and a 65.8 passer rating.

- At St. Louis (9/7), led the Vikings to a season-opening win, completing 17 of 25 passes for 170 yards and two touchdowns.

2013 (9/6 - Minnesota): Appeared in nine games, including all five Vikings wins, starting six. Connected on the team's four longest pass plays of the season (79t, 70t, 57t and 51). Threw seven of the eight touchdowns that Greg Jennings and Cordarrelle Patterson caught during the 2013 season.

- Against Pittsburgh (9/29), started the NFL International Series game in London, the Vikings' first win of the season and the Vikings' first regular season game outside of the United States. Posted 248 yards, two touchdowns and zero interceptions on 16-of-25 passing for a team season-high 123.4 passer rating.
- Against Philadelphia (12/15), started and threw for 382 yards, the most by a Viking in 2013, two touchdowns and one interception in the 48-30 upset victory over the playoff bound Eagles. Named the FedEx Air Player of the Week for his performance against Philadelphia.

2012 (9/8 - Kansas City): Started eight of the nine games he played, completing 161 of 277 passes for 1,796 yards, six touchdowns and 12 interceptions.

- Against Atlanta (9/9), had a five-yard touchdown run in the season opener.
- At Buffalo (9/16), threw for a season-high 301 yards and two touchdowns.
- Against San Diego (9/30), had two touchdown passes.

- Against Tampa Bay (10/14), inactive after suffering head injury the previous week vs. Baltimore (10/7).
- Against Oakland (10/28), notched a season-high 85.1 passer rating coming off the bench.

2011 (9/9 - Kansas City): Started the opening nine games of season, finishing with a 4-5 record. Finished the season on injured reserve (hand). Completed 160 of 269 passes for 1,713 yards, 10 touchdowns and nine interceptions.

- At Indianapolis (10/9), posted career-best 138.9 passer rating and tied career high with four touchdown passes.
- Against San Diego (10/31), led Chiefs to their fourth consecutive win while passing for season-high 261 yards.
- Against Denver (11/13), suffered a hand injury, leading him to be placed on injured reserve on Nov. 21.

2010 (15/15, 1/1 - Kansas City): Named to his first Pro Bowl after setting career highs with 27 touchdown passes, 93.0 passer rating, a plus-20 touchdown-to-interception ratio (27-7), career-low 1.6 interception percent (seven interceptions/450 attempts). Guided Chiefs to 10-5 record as the starter. Helped win the AFC West with 10-6 overall mark and host Baltimore in AFC Wild Card playoff round. Keyed Chiefs turnaround from 4-12 mark in 2009 and last-place finish in AFC West to winning Division in 2010. AFC West title was Chiefs' first since 2003. Won career-best five consecutive starts (Nov. 21 vs. Arizona through Dec. 26 vs. Tennessee). Had streak of 162 passes without an interception during the season, his career-long and the third-longest in Chiefs history. Ended season with six games of 60.0% and seven games with passer rating of 100+.

- At Denver (11/14), threw for a career-best 469 yards, the second-highest total in team history, going 33-for-53 on the day for a pair of career highs. His 53 attempts without an interception set a Chiefs team record. Passed for four touchdowns.
- At Seattle (11/23), passed for four touchdowns and rushed for another en route to being named FedEx Air Player of the Week for his efforts.
- Named AFC Offensive Player of the Month for November, when he went 90-for-144 (62.5%) for 1,111 yards and 12 touchdowns with 1 interception and a 111.2 passer rating.
- At San Diego (12/12), missed lone game of season with appendectomy.

2009 (15/15 - Kansas City): Started 15 games in his first season with Chiefs. Led NFL with 10 touchdown passes in fourth-quarter action. Took over reins of a team that went 2-14 in 2008 and led club to 4-11 mark as the starter. Had six multi-touchdown games.

- At Philadelphia (9/27), posted season-high 124.5 passer rating.
- Against Cleveland (12/20), threw for a season-high 331 yards.

2008 (16/15 - New England): Pressed into starting duty for final 15 games and led the Patriots to a 10-5 mark with club going 11-5 but missing the AFC playoff field. Posted career-highs with 3,693 yards and 63.4 percent completions. Replaced Tom Brady in the lineup during season opener vs. Kansas City (9/7) when he went down with a knee injury. His 63.4 percent completion rate ranked third in New England team history and his yardage mark ranked eighth in club records. Won final four games of the season. Had five games with a passer rating of at least 100.

- At N.Y. Jets (9/14), recorded his first career start and notched a 19-10 win. Passed for 165 yards while completing 16 of 23 passes.
- Against N.Y. Jets (11/13), was 30-of-51 for 400 yards with three touchdowns and no interceptions (103.4 passer rating).
- At Miami (11/23), recorded his second consecutive 400-yard (415), three-touchdown game.
- At Oakland (12/14), posted his first career four-touchdown performance.

2007 (6/0 - New England): Played in six games during season, completing four of seven passes for 38 yards. Part of New England squad that became 1st NFL team to go 16-0 in regular season and fell in Super Bowl XLII.

- Against Washington (10/28), scored first career rushing touchdown on a 15-yard run.

2006 (6/0, 3/0 - New England): Saw time in six games. Completed five of eight passes during the season. Saw time in all three playoff games taking care of holding duties on field goals and extra points.

2005 (2/0, 1/0 - New England): Played in two games during rookie season.

- Against San Diego (10/2), saw action in his first career game and completed first career pass to running back Patrick Pass for a three-yard

gain.

- Against Miami (1/1/06), tossed two touchdown passes, his first career touchdown pass going to Tim Dwight.
- Against Jacksonville (1/7/06), played in the AFC Wild Card game, taking a kneel down at the end of the game.

COLLEGE:

- Played in 25 career games at Southern Cal as a backup to Heisman Trophy winners Carson Palmer and Matt Leinart. Trojans won back-to-back national titles in 2003 and 2004.
- Saw some time at tight end as a junior.
- Saw action in career-high 10 games as a sophomore. Earned USC's Howard Jones/Football Alumni Club Academic Award for the upperclassman with the highest GPA.
- Played a season of baseball in 2004, going 0-1 as a starting pitcher for the Trojans.
- Graduated in 2004 with a degree in communications and business.

PERSONAL:

- He and his wife, Lauren, have four children.
- As a senior at Chatsworth (Calif.) High School, completed 137 of 261 passes for 2,020 yards with 14 touchdowns and five interceptions to go with 115 carries for 252 yards with 11 touchdowns.
- Helped Chatsworth win the Los Angeles City baseball title in 1999 while hitting .390 with three home runs and 29 RBIs as a first and third baseman.
- Has worked with Shadow Buddies program, a charity that makes condition-specific dolls for children's hospitals.
- Family lost its home in the 1994 Northridge, Calif., earthquake.
- Born Matthew Brennan Cassel on May 17, 1982 in Northridge, Calif.

MATT CASSEL'S GAME-BY-GAME

2005 New England Patriots				PASSING											RUSHING					
Date	Opp	W/L	P/S	Att	Cmp	Pct	Yds	Yds/Att	TD	Int	Lg	Sk	Lst	Rating	Att	Yds	Avg	Lg	TD	
Sept 8	Oak	W	IA																	
Sept 18	@ Car	L	IA																	
Sept 25	@ Pit	W	IA																	
Oct 2	SD	L	p	4	2	50.0	15	3.75	0	1	12	0	0	19.8	1	-1	-1.0	-1	0	
Oct 9	@ Atl	W	IA																	
Oct 16	@ Den	L	IA																	
Oct 30	Buf	W	IA																	
Nov 7	Ind	L	IA																	
Nov 13	@ Mia	W	IA																	
Nov 20	NO	W	IA																	
Nov 27	@ KC	L	IA																	
Dec 4	NYJ	W	IA																	
Dec 11	@ Buf	W	IA																	
Dec 17	TB	W	IA																	
Dec 26	@ NYJ	W	IA																	
Jan 1	Mia	L	p	20	11	55.0	168	8.40	2	0	36	1	1	116.3	5	13	2.6	9	0	
Totals		10-6	2/0	24	13	54.2	183	7.63	2	1	36	1	1	89.4	6	12	2.0	9	0	
Playoffs																				
Jan 7	Jax	W	p	0	0	-	0	-	0	0	-	0	0	-	1	-1	-1.0	-1	0	
Jan 14	@ Den	L	IA																	
Totals		1-1	1/0	0	0	-	0	-	0	0	-	0	0	-	1	-1	-1.0	-1	0	
2006 New England Patriots				PASSING											RUSHING					
Date	Opp	W/L	P/S	Att	Cmp	Pct	Yds	Yds/Att	TD	Int	Lg	Sk	Lst	Rating	Att	Yds	Avg	Lg	TD	
Sept 10	Buf	W	DNP																	
Sept 17	@ NYJ	W	DNP																	
Sept 24	Den	L	DNP																	
Oct 1	@ Cin	W	DNP																	
Oct 8	Mia	W	DNP																	
Oct 22	@ Buf	W	DNP																	
Oct 30	@ Min	W	p	0	0	-	0	-	0	0	-	0	0	-	1	-1	-1.0	-1	0	
Nov 5	Ind	L	DNP																	
Nov 12	NYJ	L	DNP																	
Nov 19	@ GB	W	p	0	0	-	0	-	0	0	-	1	5	-	0	0	-	-	0	
Nov 26	Chi	W	DNP																	
Dec 3	Det	W	DNP																	
Dec 10	@ Mia	L	p	3	2	66.7	12	4.00	0	0	8	1	4	74.3	0	0	-	-	0	
Dec 17	Hou	W	p	4	3	75.0	20	5.00	0	0	10	0	0	85.4	0	0	-	-	0	
Dec 24	@ Jax	W	p	0	0	-	0	-	0	0	-	0	0	-	0	0	-	-	0	
Dec 31	@ Ten	W	p	1	0	0.0	0	0.00	0	0	-	1	6	39.6	1	5	5.0	5	0	
Totals		12-4	6/0	8	5	62.5	32	4.00	0	0	10	3	15	70.8	2	4	2.0	5	0	
Playoffs																				
Jan 7	NYJ	W	p	0	0	-	0	-	0	0	-	0	0	-	0	0	-	-	0	
Jan 14	@ SD	W	p	0	0	-	0	-	0	0	-	0	0	-	0	0	-	-	0	
Jan 21	@ Ind	L	p	0	0	-	0	-	0	0	-	0	0	-	0	0	-	-	0	
Totals		2-1	3/0	0	0	-	0	-	0	0	-	0	0	-	0	0	-	-	0	
2007 New England Patriots				PASSING											RUSHING					
Date	Opp	W/L	P/S	Att	Cmp	Pct	Yds	Yds/Att	TD	Int	Lg	Sk	Lst	Rating	Att	Yds	Avg	Lg	TD	
Sept 9	@ NYJ	W	p	0	0	-	0	-	0	0	-	0	0	-	1	0	0.0	0	0	
Sept 16	SD	W	DNP																	
Sept 23	Buf	W	p	0	0	-	0	-	0	0	-	0	0	-	0	0	-	-	0	
Oct 1	@ Cin	W	p	0	0	-	0	-	0	0	-	0	0	-	2	-3	-1.5	-1	0	
Oct 7	Cle	W	DNP																	
Oct 14	@ Dal	W	DNP																	
Oct 21	@ Mia	W	p	2	0	0.0	0	0.00	0	1	-	0	0	0.0	0	0	-	-	0	
Oct 28	Was	W	p	3	2	66.7	28	9.33	0	0	21	0	0	96.5	1	15	15.0	15t	1	
Nov 4	@ Ind	W	DNP																	
Nov 18	@ Buf	W	p	2	2	100.0	10	5.00	0	0	6	0	0	87.5	0	0	-	-	0	
Nov 25	Phi	W	DNP																	
Dec 3	@ Bal	W	DNP																	
Dec 9	Pit	W	DNP																	
Dec 16	NYJ	W	DNP																	
Dec 23	Mia	W	DNP																	
Dec 29	@ NYG	W	DNP																	
Totals		16-0	6/0	7	4	57.1	38	5.43	0	1	21	0	0	32.7	4	12	3.0	15t	1	

MATT CASSEL'S GAME-BY-GAME CONT.

Playoffs																								
Jan 12	Jax	W	DNP																					
Jan 20	SD	W	DNP																					
Feb 3	Ind	L	DNP																					
Totals		2-1	0/0	0	0	-	0	-	0	0	-	0	0	-	0	0	0	0	0					
2008 New England Patriots																								
															PASSING					RUSHING				
Date	Opp	W/L	P/S	Att	Cmp	Pct	Yds	Yds/Att	TD	Int	Lg	Sk	Lst	Rating	Att	Yds	Avg	Lg	TD					
Sept 7	KC	W	p	18	13	72.2	152	8.44	1	0	51	2	16	116.0	4	13	3.3	9	0					
Sept 14	@ NYJ	W	S	23	16	69.6	165	7.17	0	0	26	4	9	89.9	1	7	7.0	7	0					
Sept 21	Mia	L	S	31	19	61.3	131	4.23	1	1	21	4	17	68.1	2	4	2.0	2	0					
Oct 5	@ SF	W	S	32	22	68.8	259	8.09	1	2	66t	5	26	77.5	4	5	1.3	6	0					
Oct 12	@ SD	L	S	38	22	57.9	203	5.34	0	1	28	4	10	61.6	7	29	4.1	9	0					
Oct 20	Den	W	S	24	18	75.0	185	7.71	3	0	29	6	38	136.3	4	1	0.3	4	0					
Oct 26	StL	W	S	33	21	63.6	267	8.09	1	2	30	3	17	73.7	7	22	3.1	11	0					
Nov 2	@ Ind	L	S	34	25	73.5	204	6.00	0	1	20	0	0	76.1	5	20	4.0	7	0					
Nov 9	Buf	W	S	32	22	68.8	234	7.31	0	0	27	1	8	89.8	9	22	2.4	13t	1					
Nov 13	NYJ	L	S	51	30	58.8	400	7.84	3	0	43	3	14	103.4	8	62	7.8	19	0					
Nov 23	@ Mia	W	S	43	30	69.8	415	9.65	3	1	64	2	7	114.0	2	14	7.0	8t	1					
Nov 30	Pit	L	S	39	19	48.7	169	4.33	0	2	27	5	24	39.4	2	1	0.5	1	0					
Dec 7	@ Sea	W	S	44	26	59.1	268	6.09	1	0	33	3	8	84.3	7	14	2.0	9	0					
Dec 14	@ Oak	W	S	30	18	60.0	218	7.27	4	1	30	3	8	108.1	6	18	3.0	10	0					
Dec 21	Ari	W	S	36	20	55.6	345	9.58	3	0	76t	1	12	116.1	2	19	9.5	16	0					
Dec 28	@ Buf	W	S	8	6	75.0	78	9.75	0	0	19	1	5	105.2	3	19	6.3	7	0					
Totals		11-6	16/15	516	327	63.4	3693	7.16	21	11	76t	47	219	89.4	73	270	3.7	19	2					
2009 Kansas City Chiefs																								
															PASSING					RUSHING				
Date	Opp	W/L	P/S	Att	Cmp	Pct	Yds	Yds/Att	TD	Int	Lg	Sk	Lst	Rating	Att	Yds	Avg	Lg	TD					
Sept 13	@ Bal	L	IA																					
Sept 20	Oak	L	S	39	24	61.5	241	6.18	1	2	29t	2	5	66.3	5	34	6.8	9	0					
Sept 27	@ Phi	L	S	18	14	77.8	90	5.00	2	0	13t	3	19	124.5	2	-1	-0.5	0	0					
Oct 4	NYG	L	S	32	15	46.9	127	3.97	2	0	43	5	39	78.5	4	25	6.3	12	0					
Oct 11	Dal	L	S	41	23	56.1	253	6.17	2	0	25	4	21	90.8	4	28	7.0	11	0					
Oct 18	@ Was	W	S	31	16	51.6	186	6.00	0	0	32	5	28	70.1	6	16	2.7	6	0					
Oct 25	SD	L	S	25	10	40.0	97	3.88	1	3	24	5	18	25.3	5	24	4.8	9	0					
Nov 8	@ Jax	L	S	39	23	59.0	262	6.72	2	0	54t	3	21	96.3	2	3	1.5	3	0					
Nov 15	@ Oak	W	S	34	19	55.9	216	6.35	0	1	41	2	10	62.9	4	-3	-0.8	0	0					
Nov 22	Pit	W	S	30	15	50.0	248	8.27	2	0	61	5	34	100.4	1	-1	-1.0	-1	0					
Nov 29	@ SD	L	S	31	19	61.3	178	5.74	1	1	49	1	11	74.4	6	22	3.7	9	0					
Dec 6	Den	L	S	29	10	34.5	84	2.90	0	2	16	2	6	14.6	3	17	5.7	13	0					
Dec 13	Buf	L	S	43	26	60.5	224	5.21	0	4	26	3	15	35.4	2	-6	-3.0	1	0					
Dec 20	Cle	L	S	40	22	55.0	331	8.28	2	0	39	1	8	99.1	2	10	5.0	5	0					
Dec 27	@ Cin	L	S	37	22	59.5	180	4.86	1	2	20t	1	8	58.4	3	21	7.0	9	0					
Jan 3	@ Den	W	S	24	13	54.2	207	8.63	0	1	50	0	0	65.8	1	0	0.0	0	0					
Totals		4-12	15/15	493	271	55.0	2924	5.93	16	16	61	42	243	69.9	50	189	3.8	13	0					
2010 Kansas City Chiefs																								
															PASSING					RUSHING				
Date	Opp	W/L	P/S	Att	Cmp	Pct	Yds	Yds/Att	TD	Int	Lg	Sk	Lst	Rating	Att	Yds	Avg	Lg	TD					
Sept 13	SD	W	S	22	10	45.5	68	3.09	1	0	16	1	6	68.0	2	4	2.0	5	0					
Sept 19	@ Cle	W	S	28	16	57.1	176	6.29	0	2	27	1	4	46.1	4	5	1.3	6	0					
Sept 26	SF	W	S	27	16	59.3	250	9.26	3	1	45t	0	0	111.7	2	7	3.5	4	0					
Oct 10	@ Ind	L	S	29	16	55.2	156	5.38	0	0	27	1	8	70.5	1	1	1.0	1	0					
Oct 17	@ Hou	L	S	29	20	69.0	201	6.93	3	0	42t	1	12	122.9	1	8	8.0	8	0					
Oct 24	Jax	W	S	18	13	72.2	193	10.72	2	0	53t	1	3	144.0	0	0	-	-	0					
Oct 31	Buf	W	S	26	14	53.8	152	5.85	1	0	31	3	12	84.1	2	13	6.5	8	0					
Nov 7	@ Oak	L	S	35	20	57.1	216	6.17	2	1	23	3	16	82.6	3	14	4.7	9	0					
Nov 14	@ Den	L	S	53	33	62.3	469	8.85	4	0	38	4	36	116.0	2	3	1.5	3	0					
Nov 21	Ari	W	S	24	15	62.5	193	8.04	2	0	38t	0	0	115.5	0	0	-	-	0					
Nov 28	@ Sea	W	S	32	22	68.8	233	7.28	4	0	36t	0	0	129.3	5	28	5.6	23	0					
Dec 5	Den	W	S	31	17	54.8	196	6.32	1	0	21	2	22	84.9	2	5	2.5	5	0					
Dec 12	@ SD	L	IA																					
Dec 19	@ StL	W	S	29	15	51.7	184	6.34	1	1	28	3	11	68.8	6	17	2.8	13	0					
Dec 26	Ten	W	S	34	24	70.6	314	9.24	3	0	75t	1	6	128.8	3	20	6.7	16	0					
Jan 2	Oak	L	S	33	11	33.3	115	3.48	0	2	19	5	46	19.1	0	0	-	-	0					
Totals		10-6	15/15	450	262	58.2	3116	6.92	27	7	75t	26	182	93.0	33	125	3.8	23	0					
Playoffs																								
Jan 9	Bal	L	S	18	9	50.0	70	3.89	0	3	22	3	17	20.4	3	6	2.0	5	0					
Totals		0-1	1/1	18	9	50.0	70	3.89	0	3	22	3	17	20.4	3	6	2.0	5	0					

MATT CASSEL'S GAME-BY-GAME CONT.

2011 Kansas City Chiefs				PASSING											RUSHING				
Date	Opp	W/L	P/S	Att	Cmp	Pct	Yds	Yds/Att	TD	Int	Lg	Sk	Lst	Rating	Att	Yds	Avg	Lg	TD
Sept 11	Buf	L	S	36	22	61.1	119	3.31	1	1	20	2	14	64.5	0	0	-	-	0
Sept 18	@ Det	L	S	22	15	68.2	133	6.05	0	3	45	2	17	44.5	0	0	-	-	0
Sept 25	@ SD	L	S	24	17	70.8	176	7.33	2	1	43	1	5	102.1	1	1	1.0	1	0
Oct 2	Min	W	S	29	18	62.1	260	8.97	1	0	52t	3	13	102.7	4	20	5.0	11	0
Oct 9	@ Ind	W	S	29	21	72.4	257	8.86	4	0	41t	2	15	138.9	5	12	2.4	8	0
Oct 23	@ Oak	W	S	30	15	50.0	161	5.37	0	2	21	0	0	38.3	2	-2	-1.0	-1	0
Oct 31	SD	W	S	32	19	59.4	261	8.16	1	2	39t	3	14	69.9	2	14	7.0	7	0
Nov 6	Mia	L	S	39	20	51.3	253	6.49	0	0	37	5	26	71.8	9	38	4.2	11	0
Nov 13	Den	L	S	28	13	46.4	93	3.32	1	0	15	4	16	66.5	2	16	8.0	9	0
Nov 21	@ NE	Placed on injured reserve on Nov. 21, 2011																	
Totals		4-5	9/9	269	160	59.5	1713	6.37	10	9	52t	22	120	76.6	25	99	4.0	11	0

2012 Kansas City Chiefs				PASSING											RUSHING				
Date	Opp	W/L	P/S	Att	Cmp	Pct	Yds	Yds/Att	TD	Int	Lg	Sk	Lst	Rating	Att	Yds	Avg	Lg	TD
Sept 9	Atl	L	S	33	21	63.6	258	7.82	1	2	24	3	17	72.5	4	20	5.0	13	1
Sept 16	@ Buf	L	S	42	23	54.8	301	7.17	2	1	33t	5	29	83.5	2	25	12.5	21	0
Sept 23	@ NO	W	S	44	26	59.1	248	5.64	0	1	20	3	11	65.3	1	2	2.0	2	0
Sept 30	SD	L	S	42	24	57.1	251	5.98	2	3	29t	2	17	60.7	0	0	-	-	0
Oct 7	Bal	L	S	15	9	60.0	92	6.13	0	2	26	0	0	38.1	4	14	3.5	12	0
Oct 14	@ TB	L	IA																
Oct 28	Oak	L	p	30	20	66.7	218	7.27	1	1	46	2	15	85.1	7	35	5.0	15	0
Nov 1	@ SD	L	S	29	19	65.5	181	6.24	0	1	22	1	5	68.3	6	37	6.2	14	0
Nov 12	@ Pit	L	S	26	11	42.3	154	5.92	0	1	38	2	6	46.0	2	12	6.0	9	0
Nov 18	Cin	L	S	16	8	50.0	93	5.81	0	0	26	1	1	68.0	1	0	0.0	0	0
Nov 25	Den	L	DNP																
Dec 2	Car	W	DNP																
Dec 9	@ Cle	L	DNP																
Dec 16	@ Oak	L	DNP																
Dec 23	Ind	L	DNP																
Dec 30	@ Den	L	DNP																
Totals		2-14	9/8	277	161	58.1	1796	6.48	6	12	46	19	101	66.7	27	145	5.4	21	1

2013 Minnesota Vikings				PASSING											RUSHING				
Date	Opp	W/L	P/S	Att	Cmp	Pct	Yds	Yds/Att	TD	Int	Lg	Sk	Lst	Rating	Att	Yds	Avg	Lg	TD
Sept 8	@ Det	L	DNP																
Sept 15	@ Chi	L	DNP																
Sept 22	Cle	L	DNP																
Sept 29	Pit	W	S	25	16	64.0	248	9.92	2	0	70t	1	0	123.4	2	5	2.5	7	0
Oct 13	Car	L	S	44	32	72.7	241	5.48	1	2	23t	3	26	74.1	2	7	3.5	6	0
Oct 21	@ NYG	L	IA																
Oct 27	GB	L	DNP																
Nov 3	@ Dal	L	DNP																
Nov 7	Was	W	p	6	4	66.7	47	7.83	0	0	25	0	0	90.3	1	-1	-1.0	-1	0
Nov 17	@ Sea	L	p	13	5	38.5	78	6.00	1	1	30	0	0	52.7	0	0	-	-	0
Nov 24	@ GB	T	DNP																
Dec 1	Chi	W	p	33	20	60.6	243	7.36	1	1	24	2	9	80.7	1	0	0.0	0	0
Dec 8	@ Bal	L	S	38	17	44.7	265	6.97	2	0	79t	0	0	86.0	2	6	3.0	5	0
Dec 15	Phi	W	S	35	26	74.3	382	10.91	2	1	57t	3	12	116.6	3	19	6.3	12	1
Dec 22	@ Cin	L	S	27	13	48.1	114	4.22	1	3	36t	4	20	32.6	3	16	5.3	13	0
Dec 29	Det	W	S	33	20	60.6	189	5.73	1	1	23	3	18	73.9	4	5	1.3	7	0
Totals		5-10-1	9/6	254	153	60.2	1807	7.11	11	9	79t	16	85	81.6	18	57	3.2	13	1

2014 Minnesota Vikings				PASSING											RUSHING				
Date	Opp	W/L	P/S	Att	Cmp	Pct	Yds	Yds/Att	TD	Int	Lg	Sk	Lst	Rating	Att	Yds	Avg	Lg	TD
Sept 7	@ StL	W	S	25	17	68.0	170	6.80	2	0	22	0	0	113.8	5	-3	-0.6	0	0
Sept 14	NE	L	S	36	19	52.8	202	5.61	1	4	26	6	39	39.1	3	16	5.3	13	0
Sept 21	@ NO	L	S	10	5	50.0	53	5.30	0	0	28	0	0	65.8	1	5	5.0	5	0
Sept 28	Atl	Placed on injured reserve on Sept. 24, 2014																	
Totals		1-2	3/3	71	41	57.7	425	5.99	3	4	28	6	39	65.8	9	18	2.0	13	0

2015 Buffalo Bills/Dallas Cowboys				PASSING											RUSHING					
Date	Opp	W/L	P/S	Att	Cmp	Pct	Yds	Yds/Att	TD	Int	Lg	Sk	Lst	Rating	Att	Yds	Avg	Lg	TD	
Sept 13	Ind	W	S	0	0	-	0	-	0	0	-	0	0	-	0	0	-	-	0	
Sept 20	NE	L	DNP	*With Buffalo for first two games of season; traded to Dallas on September 22, 2015																
Sept 27	Atl	L	IA																	
Oct 4	@ NO	L	IA																	
Oct 11	NE	L	DNP																	
Oct 25	@ NYG	L	S	27	17	63	227	8.41	1	3	35	1	0	62.3	1	4	4	4	0	
Nov 1	Sea	L	S	25	13	52	97	3.88	0	0	15	1	6	61.6	4	43	10.8	24	0	
Nov 8	Phi	L	S	38	25	65.8	299	7.87	3	1	51	4	22	105	2	17	8.5	11	0	

MATT CASSEL'S GAME-BY-GAME CONT.

Nov 15	@	TB	L	S	29	19	65.5	186	6.41	0	1	24	3	12	69	1	2	2	2	0
Nov 22	@	Mia	W	DNP																
Nov 26		Car	L	p	19	13	68.4	93	4.89	1	0	14	1	10	97	2	9	4.5	5	0
Dec 7	@	Was	W	S	29	16	55.2	223	7.69	0	0	42	1	2	80.1	2	-3	-1.5	7	0
Dec 13	@	GB	L	S	29	13	44.8	114	3.93	0	1	19	2	15	41.5	3	6	2	3	0
Dec 19		NYJ	L	S	8	3	37.5	37	4.63	0	1	17	1	19	13	0	0	-	-	0
Dec 27	@	Buf	L	DNP																
Jan 3		Was	L	DNP																
Totals			3-13	9/8	204	119	58.3	1276	6.25	5	7	51	14	86	70.6	15	78	5.2	24	0

2016 Tennessee Titans				PASSING											RUSHING					
Date	Opp	W/L	P/S	Att	Cmp	Pct	Yds	Yds/Att	TD	Int	Lg	Sk	Lst	Rating	Att	Yds	Avg	Lg	TD	
Sept 11	Min	L	DNP																	
Sept 18	@ Det	W	p	0	0	0.0	0	0.0	0	0	0	0	0	0.0	1	-1	-1.0	-1	0	
Sept 25	Oak	L	DNP																	
Oct 2	@ Hou	L	DNP																	
Oct 9	@ Mia	W	DNP																	
Oct 16	Cle	W	DNP																	
Oct 23	Ind	L	DNP																	
Oct 27	Jax	W	p	1	1	100.0	10	10.0	0	0	10	0	0	108.3	1	2	2.0	2	0	
Nov 6	@ SD	L	DNP																	
Nov 13	GB																			
Nov 20	@ Ind																			
Nov 27	@ Chi																			
Dec 11	Den																			
Dec 18	@ KC																			
Dec 24	@ Jax																			
Jan 1	Hou																			
Totals		4-5	2/0	1	1	100.0	10	10.0	0	0	10	0	0	108.3	2	1	0.5	2	0	

MATT CASSEL'S NFL STATISTICS

REGULAR SEASON				PASSING											RUSHING				
Year	Team	GP/GS	Att	Cmp	Pct	Yds	Yd/Att	TD	INT	Lg	Sk	Yds	Rat	Att	Yds	Avg	Lg	TD	
2005	NE	2/0	24	13	54.2	183	7.6	2	1	36	1	1	89.4	6	12	2	9	0	
2006	NE	6/0	8	5	62.5	32	4	0	0	10	3	15	70.8	2	4	2	5	0	
2007	NE	6/0	7	4	57.1	38	5.4	0	1	21	0	0	32.7	4	12	3	15t	1	
2008	NE	16/15	516	327	63.4	3693	7.2	21	11	76t	47	219	89.4	73	270	3.7	19	2	
2009	KC	15/15	493	271	55	2924	5.9	16	16	61	42	243	69.9	50	189	3.8	13	0	
2010	KC	15/15	450	262	58.2	3116	6.9	27	7	75t	26	182	93	33	125	3.8	23	0	
2011	KC	9/9	269	160	59.5	1713	6.4	10	9	52t	22	120	76.6	25	99	4	11	0	
2012	KC	9/8	277	161	58.1	1796	6.5	6	12	46	19	101	66.7	27	145	5.4	21	1	
2013	Min	9/6	254	153	60.2	1807	7.1	11	9	79t	16	85	81.6	18	57	3.2	13	1	
2014	Min	3/3	71	41	57.7	425	6	3	4	28	6	39	65.8	9	18	2	13	0	
2015	Buf/Dal	9/8	204	119	58.3	1276	6.3	5	7	51	14	86	70.6	15	78	5.2	24	0	
2016	Ten	2/0	1	1	100.0	10	10.0	0	0	10	0	0	108.3	2	1	0.5	2	0	
NFL Totals		101/79	2,574	1,517	58.9	17,013	6.6	101	77	79t	196	1,091	79.4	264	1,010	3.8	24	5	

Career record as starter: 35-44 (.443)


PLAYOFFS				PASSING											RUSHING				
Year	Team	GP/GS	Att	Cmp	Pct	Yds	Yd/Att	TD	INT	Lg	Sk	Yds	Rat	Att	Yds	Avg	Lg	TD	
2005	NE	1/0	0	0	-	0	-	0	0	-	0	0	-	1	-1	-1.0	-1	0	
2006	NE	3/0	0	0	-	0	-	0	0	-	0	0	-	0	0	-	-	0	
2010	KC	1/1	18	9	50.0	70	3.9	0	3	22	3	17	20.4	3	6	2.0	5	0	
NFL Totals		5/1	18	9	50.0	70	3.9	0	3	22	3	17	20.4	4	5	1.3	5	0	

Career playoff record as starter: 0-1

Single-Game Highs

Attempts - 53 at Denver (11/14/10)
 Completions - 33 at Denver (11/14/10)
 Passing Yards - 469 at Denver (11/14/10)
 Touchdown Passes - 4 (Four times, last at Indianapolis 10/9/11)

Long Completion - 79t at Baltimore (12/8/13)
 Passer Rating - 144.0 vs. Jacksonville (10/24/10)
 Rushes - 9 (twice, last vs. Miami 11/6/11)
 Rushing Yards - 62 vs. N.Y. Jets (11/13/08)
 Long Rush - 24 vs. Seattle (11/1/15)
 Rushing Touchdowns - 1 (five times, last vs Philadelphia 12/15/13)



78 JACK CONKLIN

TACKLE • 6'6" • 308 LBS • COLLEGE: MICHIGAN STATE
ACQUIRED: 1ST ROUND - 2016 • NFL EXPERIENCE (NFL/TITANS): ROOKIE
HOMETOWN: PLAINWELL, MICH.
GAMES PLAYED/GAMES STARTED: 9/9 (PLAYOFFS: 0/0)



PRO: With the eighth overall selection in the 2016 NFL Draft, the Titans selected former Michigan State tackle Jack Conklin. The 6-foot-6-inch, 308-pounder played primarily on the left side in college but possesses the versatility and physical prowess to play right tackle at the pro level. He was the first draft pick by a general manager (Jon Robinson) and head coach (Mike Mularkey) who vowed to acquire "tough, physical, smart and accountable" players. After choosing to forgo his senior season, Conklin became the third offensive lineman drafted by the Titans in the first round in a four-year span, joining Chance Warmack (2013) and Taylor Lewan (2014). He became the first Michigan State offensive lineman to be selected in the first round since 1989 (Tony Mandarich, No. 2 overall by Green Bay) and also the highest drafted Spartan since wide receiver Charles Rogers (No. 2) in 2003. Despite his impressive size, Conklin managed to place fourth among all offensive linemen at the 2016 NFL Scouting Combine by running the 40-yard dash in 5.0 seconds.

CAREER HIGHLIGHTS:

- In his final season at Michigan State, Conklin was named second-team All-American by The Associated Press and was on numerous All-Big Ten teams.
- At Michigan on Oct. 17, 2015, he returned to action after missing two games with an injury and took part in a miraculous win by the Spartans. They won the contest on the final play, when a mishandled punt attempt by Michigan resulted in a fumble and a touchdown return for Michigan State.

TITANS TIDBITS:

- After not receiving a single Division I scholarship offer, Conklin began his time at Michigan State as a preferred walk-on in 2012. He impressed enough in his redshirt season to earn a scholarship in the spring of 2013.
- At Plainwell (Mich.) High School, Conklin's head coach was his father, Darren Conklin, who once was a walk-on at Michigan under Wolverines head coach Bo Schembechler.
- His mother, Jennifer Jackson, was an All-American swimmer at the University of Michigan.
- Conklin's grandfather, Ron Jackson, was a professional baseball player. He played first base for the Chicago White Sox and Boston Red Sox.
- He is involved with a pediatric cancer organization called DC Strong, founded by his childhood friend Dustin Colyer, who overcame Wilms' tumor kidney cancer.
- He traveled to Australia in 2015 to participate in Michigan State's study abroad International Summer Sports Program.
- He hopes to one day own his own farm.

CAREER TRANSACTIONS:

- The Plainwell, Mich., native was selected by the Titans in the first round (eighth overall) of the 2016 NFL Draft.

SEASON RECAPS:

2016 (9/9): Appeared in his first career NFL game as the starter at right tackle against Minnesota (9/11/16).

- Against Minnesota (9/11), made his NFL debut as the starting right tackle.
- At Detroit (9/18), started at right tackle and blocked for an offense that amassed 363 total yards in a 16-15 comeback win.
- Against Oakland (9/25), started at right tackle and was a part of an offensive line that helped produce 393 total yards and allow just one sack on 33 pass attempts.
- At Houston (10/2), started at right tackle.
- At Miami (10/9), started at right tackle and was a member of an offensive

front that opened holes for Titans' rushers to gain 235 yards on the ground and did not allow a sack on 29 pass attempts.

- Against Cleveland (10/16), started at right tackle and blocked for an offense that compiled a season-high 407 total yards, including 137 rushing yards.
- Against Indianapolis (10/23), started at right tackle.
- Against Jacksonville (10/27), started at right tackle and opened holes for Titans' ball carriers to accumulate 214 yards on the ground. Was a part of an offensive front that did not allow a sack in 23 pass attempts.
- At San Diego (11/6), started at right tackle and was a part of an offensive line that did not allow a sack on 43 pass attempts.

COLLEGE:

- The three-year letterwinner was a three-year starter at left tackle for the Spartans. He started 38 of his 39 career games (35 at left tackle, three at right tackle) and recorded more than 235 career knockdowns. Three of his career starts at left tackle came in bowl games (2014 Rose, 2015 Cotton, 2016 College Football Playoff Semifinal at Cotton Bowl).

AS A JUNIOR (2015), started 12 games at left tackle. Named All-American by numerous outlets, including Sporting News (first team), USA Today (first team), Associated Press (second team), CBS Sports (second team), Football Writers Association of America (second team), Walter Camp Football Foundation (second team), Phil Steele (third team) and SI.com (honorable mention). Became the first Spartan offensive tackle to be named a first-team All-American since Flozell Adams in 1997. Named first-team All-Big Ten by the coaches and media, as well as Associated Press, Athlon Sports, BTN.com, ESPN.com and Phil Steele. Missed two contests (Purdue and Rutgers) with a leg injury. Had 65.5 knockdowns during the regular season and graded out as a winner in eight of his 10 regular-season games.

- Against Oregon (9/12), led team with 9.5 knockdowns and posted a winning grade in the win over No. 7 Ducks.
- Against Purdue (10/3), saw his streak of 27 consecutive starts at left tackle end due to a leg injury.
- At Michigan (10/17), returned to action after missing two games and was named the Spartan Offensive Lineman of the Week after recording 7.5 knockdowns. The Spartans won the game on the final play, a mishandled punt attempt by Michigan and subsequent fumble return for a touchdown by Michigan State.
- At Ohio State (11/21), helped the Spartans rush for 203 yards and end the Buckeyes' 23-game winning streak.
- Against Penn State (11/28), had 8.5 knockdowns as the Nittany Lions were held without a sack for the first time all season.
- Against Iowa (12/5), helped anchor a Spartan offensive line that rushed for 174 yards on the nation's No. 4 team and college football's sixth-ranked rushing defense in the Big Ten Championship Game.

AS A SOPHOMORE (2014), started 13 games at left tackle and was named a second-team All-Big Ten selection by coaches and media. Earned first-team All-Big Ten honors by BTN.com and second-team by Athlon Sports and Phil Steele. Led team with 113.5 knockdowns, including nine dominators, and played a team-high 959 snaps. Only allowed 2.5 sacks all season. Recipient of MSU's Outstanding Underclass Lineman Award (offense) for the second year in a row.

- Against Wyoming (9/27), recorded a career-best 15.5 knockdowns as MSU rushed for 338 yards and didn't allow a sack.
- Against Ohio State (11/8), graded out at 92 percent vs. No. 14 Buckeyes while being matched up for most of the game against Big Ten sack leader

Joey Bosa, and helped limit Bosa to one tackle.

- Against Baylor (1/1/15), in the Cotton Bowl Classic, helped limit All-America defensive Shawn Oakman to three tackles as MSU gained 238 rushing yards on the nation's No. 9 rushing defense in the win over the fourth-ranked Bears.

AS A REDSHIRT FRESHMAN (2013), started 13 games (10 at left tackle; three at right tackle) and saw action in all 14 games in his first season. Started at right tackle the first three games of the season (vs. Western Michigan, South Florida and Youngstown State) and also saw action at left tackle in the first four games. Named first-team Freshman All-American by Sporting News, CollegeFootballNews.com and the Football Writers Association of America and was named to ESPN.com Big Ten All-Freshman Team. Named Academic All-Big Ten. Credited with 55 knockdowns during the regular season.

- Against Western Michigan (8/30), started at right tackle in his collegiate debut.
- At Iowa (10/5), started at left tackle for the first time.

AS A FRESHMAN (2012), redshirted as a preferred walk-on.

- Majored in interdisciplinary studies of the social sciences.

PERSONAL:

- Single, splits time between Nashville and Plainwell, Mich.
- Attended Plainwell (Mich.) High School, where he started for three seasons for his father, head coach Darren Conklin.
- Earned all-state honorable mention by The Associated Press and The Detroit News as a senior in 2011. Added first-team All-Wolverine Conference and first-team All-Allegan County honors after starting at right tackle and defensive end. Registered two sacks and a team-high 80 tackles as a senior.
- Started two years as a center for his high school basketball team, averaging a double-double as a senior (17.1 points and 10.4 rebounds per game).
- Also lettered in track (shot put and discus) in high school and was a member of the National Honor Society.
- On Twitter: @jack_conklin74
- On Instagram: @jack_conklin78
- List of favorites: (TV show) "House of Cards"; (movie) "Gladiator"; (musician or band) Blink-182, Granger Smith; (athlete as a child) Cory Schlesinger; (childhood sports teams) Detroit Tigers, Detroit Pistons, Detroit Red Wings; (guilty pleasure) boneless chicken wings and ice cream.
- Born Jonathan Jackson Conklin on Aug. 17, 1994 in Plainwell, Mich.

JACK CONKLIN'S COLLEGE STATISTICS

REGULAR SEASON

Year	Team	GP	GS
2013	Michigan State	14	13
2014	Michigan State	13	13
2015	Michigan State	12	12
NFL Totals		39	38

Starts Breakdown:

2013 - LT 10, RT 3; 2014 - LT 13; 2015 - LT 12


JACK CONKLIN'S NFL STATISTICS

REGULAR SEASON

Year	Team	GP	GS
2016	Tennessee	9	9
NFL Totals		9	9

Starts Breakdown:

2016 - RT 9



20 PERRISH COX

CORNERBACK • 6'0" • 190 LBS • COLLEGE: OKLAHOMA STATE
ACQUIRED: UNRESTRICTED FREE AGENT (SF) - 2015
NFL EXPERIENCE (NFL/TITANS): 6/2 • HOMETOWN: WACO, TEXAS
GAMES PLAYED/GAMES STARTED: 78/43 (PLAYOFFS: 6/1)



PRO: The Titans signed Perrish Cox as an unrestricted free agent during the 2015 offseason to add competition and experience to the cornerback position. The 6-foot, 190-pounder is a veteran defensive back that has seen time outside and as a nickel corner during his five NFL seasons. Prior to arriving in Tennessee, the Oklahoma State product was originally drafted by the Denver Broncos in 2010 and has also spent time with the San Francisco 49ers and Seattle Seahawks.

CAREER HIGHLIGHTS:

- Cox enjoyed the best season of his career as a member of the San Francisco 49ers in 2014. He led the team with a career-high five interceptions and 18 passes defended, while also notching a career-best 58 tackles.

TITANS TIDBITS:

- Cox began playing football in large part to his father Perrish Cox, Sr. His dad was his coach and mentor growing up and taught him the importance of hard work and setting goals. His parents kept him motivated growing up. Cox has three children, who he says are his motivation now.
- Cox enjoys bowling as a hobby. He has rolled a high score of 276 over his career, and has competed in a bowling league during his free time.
- His father, Perrish Sr., played baseball at Southern University.

CAREER TRANSACTIONS:

- The Waco, Texas, native was originally selected by the Denver Broncos in the fifth round (137th overall) of the 2010 NFL Draft.
- Waived by the Broncos on Sept. 3, 2011.
- Signed by the San Francisco 49ers as a free agent on March 13, 2012.
- Released by the 49ers on Nov. 12, 2013.
- Signed by the Seattle Seahawks as a free agent on Nov. 26, 2013 and released by the team the following day.
- Signed by the Seahawks on Dec. 11, 2013.
- Released by the Seahawks on Dec. 27, 2013.
- Signed by the 49ers as a free agent on Dec. 30, 2013.
- Signed by the 49ers as an unrestricted free agent on March 28, 2014.
- Signed by the Titans as an unrestricted free agent on March 18, 2015.

SEASON RECAPS:

2016 (8/7 - Tennessee): Tied for the team lead with two interceptions. Ranks second on the club with seven passes defended. Has led or tied for the team lead in passes defended three times in 2016 (at DET, at HOU, at MIA).

- Against Minnesota (9/11), started at cornerback.
- At Detroit (9/18), started at cornerback and posted two tackles and an interception. Sealed the Titans' victory by intercepting a Matthew Stafford pass intended for Eric Ebron with 18 seconds remaining in the fourth quarter.
- Against Oakland (9/25), started at cornerback and tallied six tackles and a pass defended.
- At Houston (10/2), started at cornerback and recorded four tackles, an interception and two passes defended. Intercepted a Brock Osweiler pass intended for DeAndre Hopkins in the third stanza. Ended a Texans' drive by batting down a pass intended for Hopkins on third-and-four in the fourth quarter.
- At Miami (10/9), started at cornerback and registered a tackle.
- Against Cleveland (10/16), saw significant action as a reserve at cornerback and notched five tackles and three passes defended. Forced a Browns' field goal by breaking up a pass intended for Terrelle Pryor on third-and-five in the first quarter. Ended a Browns' drive by defending a

pass intended for Pryor on third-and-eight in the second quarter. Batted down a deep pass intended for Pryor in the end zone late in the second quarter.

- Against Indianapolis (10/23), started at cornerback and collected four tackles before leaving the game in the second quarter with an injury.
- Against Jacksonville (10/27), was inactive.
- At San Diego (11/6), started at cornerback and tallied six tackles.

2015 (13/13 - Tennessee): Started 13 games at cornerback in his first season with the Titans and registered 31 tackles, an interception and seven passes defended. Was inactive for three contests. Led or tied for the team lead in passes defended four times in 2015 (at CLE, vs. IND, vs. OAK, at NYJ).

- At Tampa Bay (9/13), started at cornerback in his Titans debut and collected two solo tackles.
- At Cleveland (9/20), started at cornerback and amassed three tackles and a pass defended. Broke up a pass intended for Andrew Hawkins in the second quarter.
- Against Indianapolis (9/27), started at cornerback and totaled four solo tackles and an interception. Jumped in front of an Andrew Luck pass intended for T.Y. Hilton and posted a 27-yard interception return to the Colts' three-yard line in the third quarter.
- Against Oakland (11/29), started at cornerback and recorded five tackles and a team-best three passes defended. Broke up a third-and-two pass intended for Michael Crabtree in the second quarter. Ended a Raiders' drive by deflecting a third-and-four pass intended for Amari Cooper in the fourth quarter. Broke up a deep pass intended for Cooper in the fourth quarter.
- Against Jacksonville (12/6), started at cornerback and posted two tackles and a pass defended. Ended a Jaguars' drive by breaking up a deep pass intended for Marqise Lee in the first quarter. Stonewalled T.J. Yeldon for no gain on a rush off left tackle in the third quarter.
- At N.Y. Jets (12/13), started at cornerback and amassed four tackles and a pass defended. Defended a deep ball intended for Devin Smith early in the first quarter.

2014 (15/14 - San Francisco): Started 14 of the team's first 15 games and led the team in passes defended (18) and interceptions (5). Was inactive for the regular season finale.

- At Dallas (9/7), notched his second career interception, picking off Tony Romo.
- At Arizona (9/21), recovered a fumble by Larry Fitzgerald at the 49ers five-yard line, marking his first career fumble recovery.
- Against Philadelphia (9/28), registered an interception and a fumble recovery and a career-high four passes defended. Picked off Nick Foles late in the fourth quarter to seal the victory.
- Against Kansas City (10/5), registered his third interception of the season and a team-high two passes defended. Intercepted a pass by Alex Smith on Kansas City's final possession to seal the win.
- Against St. Louis (11/2), picked off Austin Davis for his fourth interception of the season.
- Against San Diego (12/20), intercepted a pass by Philip Rivers.

2013 (9/0, 3/1 - San Francisco; 2/0 - Seattle): Played in nine games with the 49ers and recorded four tackles before being released on Nov. 12, 2013. Signed by Seahawks on Nov. 26 and released on Nov. 27. Was re-signed by the Seahawks on Dec. 11 and played in two games. Collected three tackles for Seattle before being released on Dec. 27. Signed by the 49ers on Dec. 30 and tallied five tackles, two passes defended and a

special teams tackle in three postseason games with one start.

2012 (16/0, 3/0 - San Francisco): Appeared in all 16 games and posted 14 tackles, two passes defended and seven special teams tackles.

- At Green Bay (9/9), made his 49ers debut in season opener and tallied four tackles.
- At Arizona (10/29), recorded his first pass defended as a member of the 49ers.

2010 (15/9 - Denver): Saw action in 15 games with nine starts as a rookie and amassed 55 tackles with an interception, 14 passes defended and two forced fumbles.

- At Jacksonville (9/12), made his NFL debut playing a major role on special teams with two special teams tackles and three kickoff returns for 62 yards.
- Against Seattle (9/19), recorded his first NFL interception when he stepped in front of a pass from Matt Hasselbeck and returned it 15 yards in the fourth quarter.
- Against Indianapolis (9/26), made his first career start and led the team with a season-high four passes defended.
- Against N.Y. Jets (10/17), stripped Santonio Holmes for his first career forced fumble which was picked up by Renaldo Hill inside Denver's red zone in the third quarter.
- Against San Diego (1/2), totaled seven tackles and recorded a forced fumble on Ryan Mathews.

COLLEGE:

- Saw action in 48 games with 36 starts in his four-year career at Oklahoma State. Earned First-Team All-Big 12 Conference honors on defense and garnered All-America recognition on special teams, where he scored six touchdowns (four kickoff returns, two punt returns).
- As a senior in 2009, started all 11 games and led the nation with 19 passes defended. Posted 36 tackles and a career-high four interceptions, to go along with a sack and a fumble recovery.
- As a junior in 2008, started all 13 games and tallied 32 tackles, two interceptions and 10 passes defended. Earned first-team All-America honors as a returner from Sportsline.com after posting a Big 12-best 29.8-yard kickoff return avg., which ranked third nationally.
- As a sophomore in 2007, set a career-high with 42 tackles in addition to two interceptions in 13 games with eight starts. Was one of three players in the nation to score on a punt return and kickoff return, setting a school single-season record with 31 kickoff returns for 665 yards and a touchdown.
- As a freshman in 2006, totaled 24 tackles, two interceptions and a fumble recovery. Ranked second in the conference with 24 punt returns for 308

yards.

- Graduated with a degree in education from Oklahoma State.

PERSONAL:

- Attended University (Waco, Texas) High School, where he received first-team Class 4A All-State and All-Central Texas honors. Also named District 16-4A MVP as a senior.
- Played in the U.S. Army All-American game after leading his team with nine interceptions on defense and recording 47 catches for 670 yards (14.3 avg.) with 12 touchdowns on offense.
- Also played basketball and ran track in high school.
- Follow Cox on Twitter: @pcox16.
- Follow Cox on Instagram: @perrishcox.
- List of favorites: (movies) "Scarface" and "Bad Boys II"; (TV show) "The George Lopez Show"; (actor) Will Smith; (music artist) Future; (school subject) algebra; (video game) "NBA 2K"; and (food) seafood.
- Born Perrish Eugene Cox on Jan. 10, 1987 in Waco, Texas.

PERRISH COX'S GAME-BY-GAME

2010 Denver Broncos

Date	Opp	W/L	P/S	Tot Solo Asst	Sk - Yds	QBP	TFL	Int - Yds	-TD	PD	FF	FR - Yds	SpT
Sept 12	@ Jax	L	p	0 0 0	0.0 0.0	NA NA	0 0	0 0	0 0	0 0	0 0	0 0	0 NA
Sept 19	Sea	W	p	1 1 0	0.0 0.0	NA NA	1 15	0 1	0 0	0 0	0 0	0 0	0 NA
Sept 26	Ind	L	S	2 2 0	0.0 0.0	NA NA	0 0	0 4	0 0	0 0	0 0	0 0	0 NA
Oct 3	@ Ten	W	S	5 5 0	0.0 0.0	NA NA	0 0	0 1	0 0	0 0	0 0	0 0	0 NA
Oct 10	@ Bal	L	p	6 5 1	0.0 0.0	NA NA	0 0	0 1	0 0	0 0	0 0	0 0	0 NA
Oct 17	NYJ	L	S	7 7 0	0.0 0.0	NA NA	0 0	0 2	1 0	0 0	0 0	0 0	0 NA
Oct 24	Oak	L	S	2 2 0	0.0 0.0	NA NA	0 0	0 1	0 0	0 0	0 0	0 0	0 NA
Oct 31	@ SF	L	IA										
Nov 14	KC	W	S	4 4 0	0.0 0.0	NA NA	0 0	0 0	0 0	0 0	0 0	0 0	0 NA
Nov 22	@ SD	L	S	4 4 0	0.0 0.0	NA NA	0 0	0 0	0 0	0 0	0 0	0 0	0 NA
Nov 28	StL	L	S	3 3 0	0.0 0.0	NA NA	0 0	0 0	0 0	0 0	0 0	0 0	0 NA
Dec 5	@ KC	L	S	8 8 0	0.0 0.0	NA NA	0 0	0 0	0 0	0 0	0 0	0 0	0 NA
Dec 12	@ Ari	L	p	3 3 0	0.0 0.0	NA NA	0 0	0 2	0 0	0 0	0 0	0 0	0 NA
Dec 19	@ Oak	L	p	1 1 0	0.0 0.0	NA NA	0 0	0 0	0 0	0 0	0 0	0 0	0 NA
Dec 26	Hou	W	p	2 2 0	0.0 0.0	NA NA	0 0	0 0	0 0	0 0	0 0	0 0	0 NA
Jan 2	SD	L	S	7 7 0	0.0 0.0	NA NA	0 0	0 2	1 0	0 0	0 0	0 0	0 NA
Totals			4-12 15/9	55 54 1	0.0 0.0	NA NA	0 0	0 14	2 0	0 0	0 0	0 4	

2012 San Francisco 49ers

Date	Opp	W/L	P/S	Tot Solo Asst	Sk - Yds	QBP	TFL	Int - Yds	-TD	PD	FF	FR - Yds	SpT
Sept 9	@ GB	W	p	4 3 1	0.0 0.0	NA NA	0 0	0 0	0 0	0 0	0 0	0 0	0 NA
Sept 16	Det	W	p	1 1 0	0.0 0.0	NA NA	0 0	0 0	0 0	0 0	0 0	0 0	0 NA
Sept 23	@ Min	L	p	0 0 0	0.0 0.0	NA NA	0 0	0 0	0 0	0 0	0 0	0 0	0 NA
Sept 30	@ NYJ	W	p	1 1 0	0.0 0.0	NA NA	0 0	0 0	0 0	0 0	0 0	0 0	0 NA
Oct 7	Buf	W	p	0 0 0	0.0 0.0	NA NA	0 0	0 0	0 0	0 0	0 0	0 0	0 NA
Oct 14	NYG	L	p	0 0 0	0.0 0.0	NA NA	0 0	0 0	0 0	0 0	0 0	0 0	0 NA
Oct 18	Sea	W	p	0 0 0	0.0 0.0	NA NA	0 0	0 0	0 0	0 0	0 0	0 0	0 NA
Oct 29	@ Ari	W	p	3 3 0	0.0 0.0	NA NA	0 0	0 1	0 0	0 0	0 0	0 0	0 NA
Nov 11	StL	T	p	2 1 1	0.0 0.0	NA NA	0 0	0 0	0 0	0 0	0 0	0 0	0 NA
Nov 19	Chi	W	p	0 0 0	0.0 0.0	NA NA	0 0	0 0	0 0	0 0	0 0	0 0	0 NA
Nov 25	@ NO	W	p	0 0 0	0.0 0.0	NA NA	0 0	0 0	0 0	0 0	0 0	0 0	0 NA
Dec 2	@ StL	L	p	1 0 1	0.0 0.0	NA NA	0 0	0 0	0 0	0 0	0 0	0 0	0 NA
Dec 9	Mia	W	p	1 1 0	0.0 0.0	NA NA	0 0	0 0	0 0	0 0	0 0	0 0	0 NA
Dec 16	@ NE	W	p	0 0 0	0.0 0.0	NA NA	0 0	0 0	0 0	0 0	0 0	0 0	0 NA
Dec 23	@ Sea	L	p	1 0 1	0.0 0.0	NA NA	0 0	0 0	0 0	0 0	0 0	0 0	0 NA
Dec 30	Ari	W	p	0 0 0	0.0 0.0	NA NA	0 0	0 1	0 0	0 0	0 0	0 0	0 NA
TOTALS			16/0	14 10 4	0.0 0.0	NA NA	0 0	0 2	0 0	0 0	0 0	0 7	

Playoffs

Jan 12	GB	W	p	2 1 1	0.0 0.0	NA NA	0 0	0 0	0 0	0 0	0 0	0 0	0 NA
Jan 20	@ Atl	W	p	1 1 0	0.0 0.0	NA NA	0 0	0 0	0 0	0 0	0 0	0 0	0 NA
Feb 3	Bal	L	p	0 0 0	0.0 0.0	NA NA	0 0	0 0	0 0	0 0	0 0	0 0	0 NA
Totals			3/0	3 2 1	0.0 0.0	NA NA	0 0	0 0	0 0	0 0	0 0	0 1	

2013 San Francisco 49ers/Seattle Seahawks

Date	Opp	W/L	P/S	Tot Solo Asst	Sk - Yds	QBP	TFL	Int - Yds	-TD	PD	FF	FR - Yds	SpT
Sept 8	GB	W	p	0 0 0	0.0 0.0	NA NA	0 0	0 0	0 0	0 0	0 0	0 0	0 NA
Sept 15	@ Sea	L	p	0 0 0	0.0 0.0	NA NA	0 0	0 0	0 0	0 0	0 0	0 0	0 NA
Sept 22	Ind	L	p	0 0 0	0.0 0.0	NA NA	0 0	0 0	0 0	0 0	0 0	0 0	0 NA
Sept 26	@ StL	W	p	0 0 0	0.0 0.0	NA NA	0 0	0 0	0 0	0 0	0 0	0 0	0 NA
Oct 6	Hou	W	p	2 1 1	0.0 0.0	NA NA	0 0	0 0	0 0	0 0	0 0	0 0	0 NA
Oct 13	Arz	W	p	1 0 1	0.0 0.0	NA NA	0 0	0 0	0 0	0 0	0 0	0 0	0 NA
Oct 20	@ Ten	W	p	1 1 0	0.0 0.0	NA NA	0 0	0 0	0 0	0 0	0 0	0 0	0 NA
Oct 27	@ Jax	W	p	0 0 0	0.0 0.0	NA NA	0 0	0 0	0 0	0 0	0 0	0 0	0 NA
Nov 10	Car	L	p	0 0 0	0.0 0.0	NA NA	0 0	0 0	0 0	0 0	0 0	0 0	0 NA
Nov 12													
Dec 11													
Dec 15	@ NYG	W	p	2 2 0	0.0 0.0	NA NA	0 0	0 0	0 0	0 0	0 0	0 0	0 NA
Dec 22	Arz	L	p	1 1 0	0.0 0.0	NA NA	0 0	0 0	0 0	0 0	0 0	0 0	0 NA
Dec 27													
Totals			7-4 11/0	7 5 2	0.0 0.0	NA NA	0 0	0 0	0 0	0 0	0 0	0 0	0 NA

Playoffs (San Francisco)

Jan 5	@ GB	W	S	4 2 2	0.0 0.0	NA NA	0 0	0 1	0 0	0 0	0 0	0 0	0 NA
Jan 12	@ Car	W	p	1 1 0	0.0 0.0	NA NA	0 0	0 1	0 0	0 0	0 0	0 0	0 NA
Jan 19	@ Sea	L	p	0 0 0	0.0 0.0	NA NA	0 0	0 0	0 0	0 0	0 0	0 0	0 NA
Totals			2-1 3/1	5 3 2	0.0 0.0	NA NA	0 0	0 2	0 0	0 0	0 0	0 0	0 NA

2014 San Francisco 49ers

Date	Opp	W/L	P/S	Tot Solo Asst	Sk - Yds	QBP	TFL	Int - Yds	-TD	PD	FF	FR - Yds	SpT
Sept 7	@ Dal	W	p	4 3 1	0.0 0.0	NA NA	1 0	0 0	1 0	0 0	0 0	0 0	0 NA
Sept 14	Chi	L	S	2 2 0	0.0 0.0	NA NA	0 0	0 0	1 0	0 0	0 0	0 0	0 NA
Sept 21	@ Ari	L	S	4 3 1	0.0 0.0	NA NA	0 0	0 0	2 0	1 0	0 0	0 0	0 NA
Sept 28	Phi	W	S	4 3 1	0.0 0.0	NA NA	1 0	0 0	4 0	1 0	0 0	0 0	0 NA
Oct 5	KC	W	S	3 3 0	0.0 0.0	NA NA	1 2	0 2	0 0	0 0	0 0	0 0	0 NA
Oct 13	@ StL	W	S	5 4 1	0.0 0.0	NA NA	0 0	0 0	2 0	0 0	0 0	0 0	0 NA
Oct 19	@ Den	L	S	3 2 1	0.0 0.0	NA NA	0 0	0 0	0 0	0 0	0 0	0 0	0 NA
Nov 2	StL	L	S	3 3 0	0.0 0.0	NA NA	1 10	0 1	0 0	0 0	0 0	0 0	0 NA
Nov 9	@ NO	W	S	6 6 0	0.0 0.0	NA NA	0 0	0 0	0 0	0 0	0 0	0 0	0 NA
Nov 16	@ NYG	W	S	6 5 1	0.0 0.0	NA NA	0 0	0 0	0 0	0 0	0 0	0 0	0 NA
Nov 23	Was	W	S	4 4 0	0.0 0.0	NA NA	0 0	0 0	0 0	0 0	0 0	0 0	0 NA
Nov 27	Sea	L	S	0 0 0	0.0 0.0	NA NA	0 0	0 0	0 0	0 0	0 0	0 0	0 NA
Dec 7	@ Oak	L	S	4 3 1	0.0 0.0	NA NA	0 0	0 0	1 0	0 0	0 0	0 0	0 NA
Dec 14	@ Sea	L	S	4 4 0	0.0 0.0	NA NA	0 0	0 0	0 0	0 0	0 0	0 0	0 NA
Dec 20	SD	L	S	7 6 1	0.0 0.0	NA NA	1 0	0 4	0 0	0 0	0 0	0 0	0 NA
Dec 28	Ari	W	IA										
Totals			15/14	59 51 8	0.0 0.0	NA NA	5 12	0 18	0 2	0 0	0 0	0 NA	

2015 Tennessee Titans

Date	Opp	W/L	P/S	Tot Solo Asst	Sk - Yds	QBP	TFL	Int - Yds	-TD	PD	FF	FR - Yds	SpT
Sept 13	@ TB	W	S	2 2 0	0.0 0.0	0 0	0 0	0 0	0 0	0 0	0 0	0 0	0 0
Sept 20	@ Cle	L	S	3 1 2	0.0 0.0	0 0	0 0	0 0	1 0	1 0	0 0	0 0	0 0
Sept 27	Ind	L	S	4 4 0	0.0 0.0	0 0	0 0	0 1	27 0	1 0	0 0	0 0	0 0
Oct 11	Buf	L	S	2 2 0	0.0 0.0	0 0	0 0	0 0	0 0	0 0	0 0	0 0	0 0
Oct 18	Mia	L	S	0 0 0	0.0 0.0	0 0	0 0	0 0	0 0	0 0	0 0	0 0	0 0
Oct 25	Atl	L	IA										
Nov 1	@ Hou	L	IA										
Nov 8	@ NO	W	S	2 1 1	0.0 0.0	0 0	0 0	0 0	0 0	0 0	0 0	0 0	0 0
Nov 15	Car	L	IA										
Nov 19	@ Jax	L	S	3 3 0	0.0 0.0	0 0	0 0	0 0	0 0	0 0	0 0	0 0	0 0
Nov 29	Oak	L	S	5 4 1	0.0 0.0	0 0	0 0	0 0	0 3	0 0	0 0	0 0	0 0
Dec 6	Jax	W	S	2 2 0	0.0 0.0	0 0	0 0	0 0	0 1	0 0	0 0	0 0	0 0
Dec 13	@ NYJ	L	S	4 3 1	0.0 0.0	0 0	0 0	0 0	0 1	0 0	0 0	0 0	0 0
Dec 20	@ NE	L	S	1 1 0	0.0 0.0	0 0	0 0	0 0	0 0	0 0	0 0	0 0	0 0
Dec 27	Hou	L	S	2 2 0	0.0 0.0	0 0	0 0	0 0	0 0	0 0	0 0	0 0	0 0
Jan 3	@ Ind	L	S	1 1 0	0.0 0.0	0 0	0 0	0 0	0 0	0 0	0 0	0 0	0 0
Totals			3-13 13/13	31 26 5	0.0 0.0	0 0	0 1	27 0	7 0	0 0	0 0	0 0	

2016 Tennessee Titans

Date	Opp	W/L	P/S	Tot Solo Asst	Sk - Yds	QBP	TFL	Int - Yds	-TD	PD	FF	FR - Yds	SpT
Sept 11	Min	L	S	0 0 0	0.0 0.0	0 0	0 0	0 0	0 0	0 0	0 0	0 0	0 0
Sept 18	@ Det	W	S	2 2 0	0.0 0.0	0 0	0 1	3 0	1 0	1 0	0 0	0 0	0 0
Sept 25	Oak	L	S	6 6 0	0.0 0.0	0 0	0 0	0 0	1 0	0 0	0 0	0 0	0 0
Oct 2	@ Hou	L	S	4 2 2	0.0 0.0	0 0	0 1	0 0	2 0	0 0	0		

PERRISH COX'S NFL STATISTICS

REGULAR SEASON				TACKLES							INTERCEPTIONS					FUMBLES			
Year	Team	GP	GS	Tot	Solo	Asst	Sk	Yds	QBP	TFL	No	Yds	Lg	TD	PD	FF	FR	Yds	SpT
2010	Denver	15	9	55	54	1	0.0	0.0	NA	NA	1	15	15	0	14	2	0	0	4
2011		0	0								Did Not Play								
2012	San Francisco	16	0	14	10	4	0.0	0.0	NA	NA	0	0	-	0	2	0	0	0	7
2013	SF/SEA	11	0	7	5	2	0.0	0.0	NA	NA	0	0	-	0	0	0	0	0	0
2014	San Francisco	15	14	59	51	8	0.0	0.0	NA	NA	5	12	10	0	18	0	2	0	0
2015	Tennessee	13	13	31	26	5	0.0	0.0	0	0	1	27	27	0	7	0	0	0	0
2016	Tennessee	8	7	28	26	2	0.0	0.0	0	0	2	3	3	0	7	0	0	0	0
NFL Totals		78	43	194	172	22	0.0	0.0	0	0	9	57	27	0	48	2	2	0	11

PLAYOFFS				TACKLES							INTERCEPTIONS					FUMBLES			
Year	Team	GP	GS	Tot	Solo	Asst	Sk	Yds	QBP	TFL	No	Yds	Lg	TD	PD	FF	FR	Yds	SpT
2012	San Francisco	3	0	3	2	1	0.0	0.0	NA	NA	0	0	-	0	0	0	0	0	1
2013	San Francisco	3	1	5	3	2	0.0	0.0	NA	NA	0	0	-	0	2	0	0	0	1
Playoff Totals		6	1	8	5	3	0.0	0.0	NA	NA	0	0	-	0	2	0	0	0	2

Single-Game Highs

Tackles - 8 at Kansas City (12/5/10)
 Interceptions - **1 (Nine times, last at Houston 10/2/16)**
 Pass Defensed - 4 (Twice, last vs. Philadelphia 9/28/14)
 Forced Fumbles - 1 (Twice, last vs. San Diego 1/2/11)
 Forced Recoveries - 1 at Arizona (9/21/14)

Playoff Single-Game Highs

Tackles - 4 at Green Bay (1/5/14)
 Pass Defensed - 1 (Twice, last at Carolina 1/12/14)

Additional Statistics

Kickoff Returns - 14 (9 - 2010; 3 - 2013; 2 - 2014)
 Kickoff Return Yards - 314 (172 - 2010; 82 - 2013; 60 - 2014)
 Long Kickoff Return - 57 (2014)
 Punt Returns - 15 (3 - 2010; 10 - 2014; 2 - 2015)
 Punt Return Yards - 53 (7 - 2010; 35 - 2014; 11 - 2015)



93 KEVIN DODD

OUTSIDE LINEBACKER • 6'5" • 277 LBS • COLLEGE: CLEMSON
ACQUIRED: 2ND ROUND - 2016 • NFL EXPERIENCE (NFL/TITANS): ROOKIE
HOMETOWN: GREENVILLE, S.C.
GAMES PLAYED/GAMES STARTED: 8/1 (PLAYOFFS: 0/0)



PRO: The Titans selected Kevin Dodd in the second round of the 2016 NFL Draft. The 6-foot-5-inch, 277-pounder will transition to a 3-4 outside linebacker with the Titans after playing defensive end at Clemson. With the Tigers, Dodd played behind pro talent in his first three seasons before bursting on the scene as a redshirt junior in 2015. In his final collegiate campaign the Greenville, S.C., native tallied 12 sacks and 23.5 stops for loss.

CAREER HIGHLIGHTS:

- Dodd enjoyed a stellar junior campaign at Clemson when he started all 15 games, ranked second in the nation with 23.5 tackles for loss and finished in the top 10 nationally with 12 sacks.
- Dodd had a spectacular showing in the National Championship Game against Alabama when he produced a career-high five tackles for loss and three sacks, both of which set Clemson single-game postseason records.

TITANS TIDBITS:

- Dodd attended the first round of the 2016 NFL Draft in Chicago. After not being selected he returned home, and when the second round started he got the call from the Titans on a car ride to dinner with friends. Dodd states not being selected in the first round will serve as motivation during his career.
- Dodd says that his grandmother Mamae Charles served as an inspiration in his life and her guidance in the early years helped him reach his football dreams. She passed away when he was in sixth grade and to this day he plays to honor her life.

CAREER TRANSACTIONS:

- The Greenville, S.C., native was selected by the Titans in the second round (33rd overall) of the 2016 NFL Draft.

SEASON RECAPS:

- 2016 (8/1):** Has tied for the team lead in quarterback pressures once in 2016 (at DET). Appeared in his first career NFL game against Minnesota (9/11/16). Made his first career NFL start and notched his first career sack at Detroit (9/18/16).
- Against Minnesota (9/11), made his NFL debut as a reserve outside linebacker.
 - At Detroit (9/18), made his first career NFL start at outside linebacker and posted six tackles, including his first career sack, a team-high four quarterback pressures and a stop for loss. Collected his first career sack by dropping Matthew Stafford for a six-yard loss on the final play of the first half.
 - Against Oakland (9/25), saw significant action as a reserve at outside linebacker.
 - At Houston (10/2), played as a reserve at outside linebacker.
 - At Miami (10/9), saw action as a reserve at outside linebacker.
 - Against Cleveland (10/16), played as a reserve at outside linebacker and notched a tackle.
 - Against Indianapolis (10/23), saw action as a reserve at outside linebacker.
 - Against Jacksonville (10/27), was inactive.
 - At San Diego (11/6), played as a reserve at outside linebacker and tallied a tackle.

COLLEGE:

- Played parts of four seasons at Clemson and blossomed into one of the nation's top pass rushers in 2015. Notched 107 tackles, 26.5 tackles for

loss and 12 sacks over 39 career games. Declared early for the 2016 NFL Draft following the National Championship Game against Alabama.

AS A REDSHIRT JUNIOR (2015), was named honorable mention All-ACC by the media after starting all 15 games and registering 86 tackles, 23.5 for loss and 12 sacks. Also added 13 quarterback pressures and ranked second nationally in tackles for loss to teammate Shaq Lawson. Ranked in the national top 10 in sacks.

- At Louisville (9/17), notched 1.5 sacks in road win over Louisville, with two pressures. Named co-defensive player of the game with Cordrea Tankersley for that performance.
- Against Notre Dame (10/3), named ACC Defensive Lineman of the Week after compiling 3.5 tackles for loss and two sacks in win over Fighting Irish.
- Against Wake Forest (11/21), tallied four tackles and two sacks.
- At South Carolina (11/28), posted seven tackles including a key fourth-quarter sack.
- Against North Carolina (12/5), recorded a sack and 1.5 tackles for loss in the ACC Championship win.
- Against Oklahoma (12/31), made 3.5 tackles for loss and a sack in the Orange Bowl.
- Against Alabama (1/11), had a career-high five tackles for loss and three sacks, both of which set Clemson single-game postseason records, in the National Championship Game.

AS A REDSHIRT SOPHOMORE (2014), played in 12 games as a reserve and tallied eight tackles, 2.5 tackles for loss and three quarterback pressures.

- At Georgia (8/30), made two tackles and a half tackle for loss against the No. 12 Bulldogs.
- Against Georgia State (11/22), posted two tackles, one tackle for loss and two quarterback pressures.

AS A SOPHOMORE (2013), saw action in four games as a reserve and notched seven tackles, a half tackle for loss and one quarterback pressure. Suffered a season-ending injury in the fourth game and received a medical redshirt.

- Against SC State (9/7), registered four tackles and 0.5 tackles for loss.
- Against Wake Forest (9/28), recorded three tackles before leaving the game with an injury.

AS A FRESHMAN (2012), played in eight games as a reserve and collected six tackles.

- Against Ball State (9/8), posted a tackle in his first career game.
- At Duke (11/3), had three tackles.
- Majored in sociology at Clemson.

PERSONAL:

- Single, splits time between Nashville and Greenville, S.C.
- Spent the 2011 season at Hargrave Military Academy.
- Attended Riverside High School and was named No. 14 player in South Carolina by Rivals.com and No. 27 player in South Carolina by SuperPrep.
- Played in the South Carolina North-South High School All-Star game; had five tackles, two sacks, a caused fumble and recovered fumble.
- As a senior, was an all-region and all-county selection after producing 78 tackles, 22 tackles for loss, nine sacks, three caused fumbles, one recovered fumble and four pass breakups.
- Named Riverside High School Field Athlete of the Year and was voted as a team captain as a senior. Set school records in the shot (49' 1") and

discus (128' 6.5").

- Was a county champion in the shotput, runner-up in the discus and named Greenville County Field Athlete of the Year. Was a region champion in the shot and discus and was a state qualifier in the shotput.
- Follow Dodd on at Twitter: @kdodd98.
- Follow Dodd on at @kdodd_98.
- Born Kevin Tyrell Dodd on July 14, 1992 in Greenville, S.C.

KEVIN DODD'S COLLEGE STATISTICS

REGULAR SEASON				TACKLES						INTERCEPTIONS					FUMBLES		
Year	Team	GP	GS	Tot	Solo	Asst	Sk	Yds	TFL	No	Yds	Lg	TD	PD	FF	FR	Yds
2012	Clemson	8	0	6	5	1	0.0	0.0	0.0	0	0	-	0	0	0	0	0
2013	Clemson	4	0	7	4	3	0.0	0.0	0.5	0	0	-	0	0	0	0	0
2014	Clemson	12	0	8	6	2	0.0	0.0	2.5	0	0	-	0	0	0	0	0
2015	Clemson	15	15	86	68	18	12.0	71.0	23.5	0	0	-	0	1	1	1	0
College Totals		39	15	107	83	24	12.0	71.0	26.5	0	0	-	0	1	1	1	0

Single-Game Highs

Tackles - 7 (Twice, last vs. Alabama 1/11/16)

Sacks - 3 vs. Alabama (1/11/16)

Tackles For Loss - 5 vs. Alabama (1/11/16)

Forced Fumble - 1 vs. Notre Dame (10/3/15)

Fumble Recovery - 1 at Syracuse (11/14/15)

KEVIN DODD'S GAME-BY-GAME

2016 Tennessee Titans																												
Date	Opp	W/L	P/S	Tot	Solo	Asst	Sk	- Yds	QBP	TFL	Int-	Yds	TD	PD	FF	FR	Yds	SpT										
Sept 11	Min	L	p	0	0	0	0.0	0.0	0	0	0	0	0	0	0	0	0	0	0									
Sept 18	@ Det	W	S	6	3	3	1.0	6.0	4	1	0	0	0	0	0	0	0	0	0									
Sept 25	Oak	L	p	0	0	0	0.0	0.0	0	0	0	0	0	0	0	0	0	0	0									
Oct 2	@ Hou	L	p	0	0	0	0.0	0.0	0	0	0	0	0	0	0	0	0	0	0									
Oct 9	@ Mia	W	p	0	0	0	0.0	0.0	0	0	0	0	0	0	0	0	0	0	0									
Oct 16	Cle	W	p	1	1	0	0.0	0.0	0	0	0	0	0	0	0	0	0	0	0									
Oct 23	Ind	L	p	0	0	0	0.0	0.0	0	0	0	0	0	0	0	0	0	0	0									
Oct 27	Jax	W	IA																									
										Nov 6	@ SD	L	p	1	1	0	0.0	0.0	0	0	0	0	0	0	0			
										Nov 13	GB																	
										Nov 20	@ Ind																	
										Nov 27	@ Chi																	
										Dec 11	Den																	
										Dec 18	@ KC																	
										Dec 24	@ Jax																	
										Jan 1	Hou																	
										Totals			4-5	8/1	8	5	3	1.0	6.0	4	1	0	0	0	0	0	0	0

KEVIN DODD'S NFL STATISTICS

REGULAR SEASON				TACKLES						INTERCEPTIONS					FUMBLES				
Year	Team	GP	GS	Tot	Solo	Asst	Sk	Yds	QBP	TFL	No	Yds	Lg	TD	PD	FF	FR	Yds	SpT
2016	Tennessee	8	1	8	5	3	1.0	6.0	4	1	0	0	0	0	0	0	0	0	0
NFL Totals		8	1	8	5	3	1.0	6.0	4	1	0	0	0	0	0	0	0	0	0

Single-Game Highs

Tackles - 6 at Detroit (9/18/16)

Sacks - 1 at Detroit (9/18/16)

Quarterback Pressures - 4 at Detroit (9/18/16)



83 HARRY DOUGLAS

WIDE RECEIVER • 6'0" • 183 LBS • COLLEGE: LOUISVILLE
ACQUIRED: FREE AGENT - 2015 • NFL EXPERIENCE (NFL/TITANS): 9/2
HOMETOWN: JONESBORO, GA.
GAMES PLAYED/GAMES STARTED: 109/38 (PLAYOFFS: 5/2)



PRO: The Titans signed Harry Douglas during the 2015 offseason to bolster the wide receiving corps and provide depth both outside and in the slot. The 6-foot, 183-pounder spent the first seven seasons of his career as a member of the Atlanta Falcons after being drafted in the third round of the 2008 NFL Draft. The University of Louisville product amassed 258 receptions for 3,130 yards with eight touchdowns from 2008-2014 in Atlanta. Douglas enjoyed his greatest statistical success in 2013 while starting in place of an injured Julio Jones, when he posted career highs with 85 receptions for 1,067 yards and two touchdowns.

CAREER HIGHLIGHTS:

- In 2014, Douglas appeared in 12 games with six starts and posted 51 catches for 556 yards and two touchdowns.
- In 2013, Douglas enjoyed a stellar campaign registering career-highs with 85 receptions and 1,067 receiving yards, while starting a career-best 11 games.

TITANS TIDBITS:

- Douglas' brother, Toney, is a seven-year NBA veteran who currently plays for the New Orleans Pelicans. Toney was originally drafted by the L.A. Lakers as the 29th overall pick in the 2009 NBA Draft and has played for New York, Houston, Miami, Golden State, Sacramento and New Orleans. Harry tries to attend as many of Toney's games as possible.
- In his spare time, he enjoys date nights with his wife, Kierra; bowling; traveling; discovering new restaurants; watching movies; playing cards; and keeping his niece, nephew and godchildren.

CAREER TRANSACTIONS:

- The Jonesboro, Ga., native was originally selected by the Atlanta Falcons in the third round (84th overall) of the 2008 NFL Draft.
- Re-signed by the Falcons as an unrestricted free agent on March 13, 2012.
- Released by the Falcons on Feb. 27, 2015.
- Signed by the Titans as a free agent on March 12, 2015.

SEASON RECAPS:

2016 (4/0 - Tennessee):

- Against Minnesota (9/11), played as a reserve at wide receiver and hauled in two passes for 21 yards. Extended the Titans' first touchdown drive with a 16-yard reception on third-and-one late in the second quarter.
- At Detroit (9/18), saw action as a reserve at wide receiver.
- Against Oakland (9/25), played as a reserve at wide receiver and notched two receptions for 20 yards.
- At Houston (10/2), was inactive.
- At Miami (10/9), was inactive.
- Against Cleveland (10/16), was inactive.
- Against Indianapolis (10/23), was inactive.
- Against Jacksonville (10/27), was inactive.
- At San Diego (11/6), returned to the lineup as a reserve at wide receiver and hauled in two receptions for 48 yards. Set up the Titans third touchdown with a 21-yard reception down to the Chargers' 14-yard line in the third quarter.

2015 (14/12 - Tennessee): Appeared in 14 games with 12 starts at wide receiver in his first season with the Titans. Tied for second on the squad with 36 receptions and ranked third on the club with 411 receiving yards. Collected two receiving touchdowns. Returned 11 punts for 73 yards. Was inactive for two contests. Led the team in receiving yards once in 2015

(vs. HOU). Played in his 100th career game against Oakland (11/29/15).

- At Tampa Bay (9/13), started at wide receiver in his Titans debut and caught two passes for 24 yards with a touchdown. Set up the Titans' third touchdown of the afternoon with a 20-yard grab down to the Buccaneers' 12-yard line. Increased the Titans' lead to 28-7 with a four-yard touchdown catch on third-and-four with 3:47 left to play in the second quarter.
- At New Orleans (11/8), started at wide receiver and caught five passes for 73 yards. Snared a 30-yard reception late in the second quarter. Kept the Titans' game-tying touchdown drive alive with a 10-yard reception on third-and-six in the fourth quarter.
- Against Oakland (11/29), started at wide receiver in his 100th career game and made three receptions for 29 yards with a touchdown. Cut the Raiders' lead to 17-14 with a 13-yard touchdown reception with 6:22 left to play in the third quarter. Kept the Titans' fourth quarter touchdown drive alive by drawing defensive pass interference penalty on third-and-eight in the fourth quarter.
- At N.Y. Jets (12/13), started at wide receiver and hauled in three receptions for 65 yards. Hauled in a season-long 51-yard reception over the middle in the fourth quarter.
- Against Houston (12/27), played as a reserve at wide receiver and led the team with 79 receiving yards on six receptions. Returned five punts for 32 yards. Hauled in a 31-yard reception down the right sideline late in the third quarter. Kept the Titans' touchdown drive alive with an 11-yard catch on third-and-two in the fourth quarter.

2014 (12/6 - Atlanta): Appeared in 12 games with six starts and compiled 51 receptions for 556 yards with two touchdowns. Was inactive for four games.

- Against New Orleans (9/7), started and caught six passes for 69 yards.
- Against Tampa Bay (9/18), started and caught two passes for 14 yards and a touchdown.
- Against Arizona (11/30), started and caught nine passes 116 yards, his first 100-yard receiving game of the year. The nine receptions was his second highest catches total.
- At Green Bay (12/8), started and caught two passes for 11 yards and a touchdown.
- Against Pittsburgh (12/14), started and caught 10 passes, his second highest career total number of receptions, for 131 yards.

2013 (16/11 - Atlanta): Had a breakout season catching 85 passes for 1,067 yards with two touchdowns. Posted three 100-yard games and eclipsed the 1,000-yard barrier for the first time.

- Against Tampa Bay (10/20), set a career-high with 149 yards on seven catches with a touchdown. The 149-yard outburst was the highest single-game total by any Falcon receiver against the Buccaneers, topping 147-yard games by both Julio Jones and Andre Rison.
- At Arizona (10/27), followed up his stellar game against the Buccaneers by hauling in a career-high 12 passes for 121 yards.
- At San Francisco (12/23), broke the 1,000-yard barrier for the first time in his career after catching five passes for 46 yards in Week 16.

2012 (15/1, 2/1 - Atlanta): Played in 15 games with one start and caught 38 passes for 396 yards (10.4 yards per reception) with one touchdown as the club's primary slot receiver. Also added two rushes for four yards. Returned five punts for 42 yards with an average of 8.4 yards per return and a long return of 11 yards.

- Against Oakland (10/14), posted five receptions for 37 yards.
- Against N.Y. Giants (12/16), grabbed three passes for 83 yards.

2011 (16/4, 1/0 - Atlanta): Saw action in all 16 games with four starts and caught a then career-high 39 passes for 498 yards (12.8 yards per catch) with one touchdown.

- Against New Orleans (11/13), hauled in then career-highs with eight receptions and 133 receiving yards.

2010 (16/4, 1/0 - Atlanta): Played in 16 games with four starts and hauled in 22 passes for 294 yards (13.4 yards per catch) with one touchdown.

- Against San Francisco (10/3), registered three receptions for 59 yards with a touchdown.
- At Philadelphia (10/17), tallied a season-high four catches for 32 yards.

2009 (0/0 - Atlanta): Missed the entire 2009 season with a knee injury.

2008 (16/0, 1/1 - Atlanta): Contributed heavily in his rookie campaign, participating in every contest. Posted 23 catches for 320 yards and one touchdown, while adding 12 carries for 69 yards and one score. Took over punt return duties halfway through the season and returned 19 punt returns for 226 yards with one touchdown and an 11.9 yards per return average.

- Against Carolina (11/23), posted a 61-yard punt return for a touchdown, the Falcons first punt return for a score since 2004. Was named NFC Special Teams Player of the Week following his performance.

COLLEGE:

- Graduated from the University of Louisville ranking second in team annals with 2,924 receiving yards, while his 173 receptions ranked fifth on the school's all-time record list.

- Totaled 15 career touchdowns which placed him seventh in Louisville annals and he became the first player in school history to gain over 200 yards receiving twice in a career, totaling 205 yards against Syracuse and 223 yards against Kentucky, which set the school's game-record and tied a conference record.

- As a senior in 2007, was named second-team All-America by the *Associated Press*. Was named first-team All-Big East for the second consecutive season after notching 71 catches for 1,159 yards with seven touchdowns. Started in 10 games at wide receiver and led the Big East and ranked 12th in the country by averaging 7.1 receptions per game.

- As a junior in 2006, was named a first-team All-Big East selection after leading the team with 70 receptions and posting a school record 1,265 yards. Started all 13 games at wide receiver and led the Big East in receiving yards per game and receptions. Ranked seventh in the country in receiving yards per game (97.37). Averaged 18.1 yards per catch and caught a pass in 15 straight games.

- As a sophomore in 2005, played in 12 games with seven starts and

caught 27 passes for 457 yards and two scores. Averaged 16.9 yards per catch.

- As a redshirt freshman in 2004, played in 12 games at wide receiver and on special teams. Tallied five catches for 43 yards. Scampered 65 yards for a touchdown on a reverse in the Liberty Bowl and added a 49-yard kick return in the win over Boise State.
- Graduated with a degree in political science at Louisville.

PERSONAL:

- Married to Kierra and the couple has a daughter.
- Attended Jonesboro (Ga.) High School and was a first-team all-county and honorable mention all-state selection as a senior.
- Was one of only three players to receive all nine sports writers' votes for first-team all-region accolades in 2002.
- Caught 40 passes for 831 yards and seven touchdowns during his final campaign.
- Was an all-region selection by the *Atlanta Journal-Constitution* in basketball as he averaged 20.5 points per game, 3.0 rebounds, 4.5 assists and 3.0 steals as a senior for the No. 4-ranked team in the state.
- Follow Douglas on Twitter and Instagram: @HDouglas83.
- Born Harry Douglas IV on Sept. 16, 1984 in Tampa, Fla.

HARRY DOUGLAS' GAME-BY-GAME

2008 Atlanta Falcons				RECEIVING					
Date	Opp.	W/L	P/S	No	Yds	Avg	Lg	TD	
Sept 7	Det	W	p	0	0	-	0	0	
Sept 14	@ TB	L	p	2	34	17.0	21	0	
Sept 21	KC	W	p	2	10	5.0	6	0	
Sept 28	@ Car	L	p	2	8	4.0	5	0	
Oct 5	@ GB	W	p	0	0	-	0	0	
Oct 12	Chi	W	p	5	96	19.2	47	0	
Oct 26	@ Phi	L	p	0	0	-	0	0	
Nov 2	@ Oak	W	p	1	12	12.0	12	0	
Nov 9	NO	W	p	0	0	-	0	0	
Nov 16	Den	L	p	0	0	-	0	0	
Nov 23	Car	W	p	4	92	23.0	69	0	
Nov 30	@ SD	W	p	3	13	4.3	5t	1	
Dec 7	@ NO	L	p	2	45	22.5	28	0	
Dec 14	TB	W	p	0	0	-	0	0	
Dec 21	@ Min	W	p	1	4	4.0	4	0	
Dec 28	StL	W	p	1	6	6.0	6	0	
Totals		11-5	16/0	23	320	13.9	69	1	
Postseason									
Jan 3	@ Ari	L	S	1	0	0.0	0	0	
Totals		0-1	1/1	1	0	0.0	0	0	

2010 Atlanta Falcons				RECEIVING					
Date	Opp.	W/L	P/S	No	Yds	Avg	Lg	TD	
Sept 12	@ Pit	L	S	3	39	13.0	23	0	
Sept 19	Ari	W	p	2	31	15.5	18	0	
Sept 26	@ NO	W	S	1	1	1.0	1	0	
Oct 3	SF	W	S	3	59	19.7	34	1	
Oct 10	@ Cle	W	p	2	17	8.5	11	0	
Oct 17	@ Phi	L	p	4	32	8.0	18	0	
Oct 24	Cin	W	p	0	0	-	0	0	
Nov 7	TB	W	p	0	0	-	0	0	
Nov 11	Bal	W	p	1	12	12.0	12	0	
Nov 21	@ StL	W	p	0	0	-	0	0	
Nov 28	GB	W	p	2	7	3.5	4	0	
Dec 5	@ TB	W	p	1	21	21.0	21	0	
Dec 12	@ Car	W	S	1	46	46.0	46	0	
Dec 19	@ Sea	W	p	1	10	10.0	10	0	
Dec 27	NO	L	p	0	0	-	0	0	
Jan 2	Car	W	p	1	19	19.0	19	0	
Totals		13-3	16/4	22	294	13.4	46	1	
Postseason									
Jan 15	GB	L	p	1	2	2.0	2	0	
Totals		0-1	1/0	1	2	2.0	2	0	

HARRY DOUGLAS' GAME-BY-GAME CONT.

2011 Atlanta Falcons				RECEIVING					
Date	Opp.	W/L	P/S	No	Yds	Avg	Lg	TD	
Sept 11	@ Chi	L	p	2	10	5.0	7	0	
Sept 18	Phi	W	p	2	19	9.5	15	0	
Sept 25	@ TB	L	p	5	35	7.0	16	0	
Oct 2	@ Sea	W	p	0	0	-	0	0	
Oct 9	GB	L	p	2	16	8.0	13	0	
Oct 16	Car	W	S	2	57	28.5	34	0	
Oct 23	@ Det	W	S	4	62	15.5	49	0	
Nov 6	@ Ind	W	p	0	0	-	0	0	
Nov 13	NO	L	p	8	133	16.6	46	0	
Nov 20	Ten	W	S	4	51	12.8	21	0	
Nov 27	Min	W	p	2	45	22.5	27t	1	
Dec 4	@ Hou	L	p	4	43	10.8	17	0	
Dec 11	@ Car	W	p	2	12	6.0	9	0	
Dec 15	Jax	W	p	1	12	12.0	12	0	
Dec 26	@ NO	L	S	1	3	3.0	3	0	
Jan 1	TB	W	p	0	0	-	0	0	
Totals		10-6	16/4	39	498	12.8	49	1	
Postseason									
Jan 8	@ NYG	L	p	1	7	7.0	7	0	
Totals		0-1	1/0	1	7	7.0	7	0	

2012 Atlanta Falcons				RECEIVING					
Date	Opp.	W/L	P/S	No	Yds	Avg	Lg	TD	
Sept 9	@ KC	W	p	3	32	10.7	19	0	
Sept 17	Den	W	p	3	27	9.0	10	0	
Sept 23	@ SD	W	p	2	13	6.5	10	0	
Sept 30	Car	W	p	1	6	6.0	6	0	
Oct 7	@ Was	W	p	2	34	17.0	19	0	
Oct 14	Oak	W	p	5	37	7.4	20	0	
Oct 28	@ Phi	W	IA						
Nov 4	Dal	W	p	0	0	-	0	0	
Nov 11	@ NO	L	p	4	49	12.3	23	0	
Nov 18	Ari	W	S	5	48	9.6	26	0	
Nov 25	@ TB	W	p	2	11	5.5	6	0	
Nov 29	NO	W	p	0	0	-	0	0	
Dec 9	@ Car	L	p	2	28	14.0	19	0	
Dec 16	NYG	W	p	3	83	27.7	37	0	
Dec 22	@ Det	W	p	2	6	3.0	5	0	
Dec 30	TB	L	p	4	21	5.3	10	1	
Totals		13-3	15/1	38	395	10.4	37	1	
Postseason									
Jan 13	Sea	W	p	2	29	14.5	22	0	
Jan 20	SF	L	S	3	31	10.3	22	0	
Totals		1-1	2/1	5	60	12.0	22	0	

2013 Atlanta Falcons				RECEIVING					
Date	Opp.	W/L	P/S	No	Yds	Avg	Lg	TD	
Sept 8	@ NO	L	p	4	93	23.3	50	0	
Sept 15	StL	W	p	4	43	10.8	20	0	
Sept 22	@ Mia	L	p	1	9	9.0	9	0	
Sept 29	NE	L	S	5	68	13.6	40	0	
Oct 7	NYJ	L	p	2	6	3.0	7	0	
Oct 20	TB	W	S	7	149	21.3	54	1	
Oct 27	@ Ari	L	S	12	121	10.1	25	0	
Nov 3	@ Car	L	S	3	82	27.3	41	0	
Nov 10	Sea	L	S	7	49	7.0	31	0	
Nov 17	@ TB	L	S	6	134	22.3	80t	1	
Nov 21	NO	L	S	9	79	8.8	15	0	
Dec 1	@ Buf	W	S	6	73	12.2	20	0	
Dec 8	@ GB	L	S	2	20	10.0	15	0	
Dec 15	Was	W	S	5	37	7.4	13	0	
Dec 23	@ SF	L	p	5	46	9.2	11	0	
Dec 29	Car	L	S	7	58	8.3	12	0	
Totals		4-12	16/11	85	1,067	12.6	80t	2	

2014 Atlanta Falcons				RECEIVING					
Date	Opp.	W/L	P/S	No	Yds	Avg	Lg	TD	
Sept 7	NO	W	S	6	69	11.5	23	0	
Sept 14	@ Cin	L	p	4	38	9.5	16	0	
Sept 18	TB	W	S	2	14	7.0	11	1	
Sept 28	@ Min	L	IA						
Oct 5	@ NYG	L	IA						
Oct 12	Chi	L	IA						
Oct 19	@ Bal	L	IA						
Oct 26	Det	L	p	3	42	14.0	16	0	
Nov 9	@ TB	W	p	0	0	-	0	0	
Nov 16	@ Car	W	p	4	46	11.5	17	0	
Nov 23	Cle	L	p	2	14	7.0	7	0	
Nov 30	Ari	W	S	9	116	12.9	19	0	
Dec 8	@ GB	L	S	2	11	5.5	9	1	
Dec 14	Pit	L	S	10	131	13.1	41	0	
Dec 21	@ NO	W	S	4	47	11.8	27	0	
Dec 28	Car	L	p	5	28	5.6	8	0	
Totals		6-10	12/6	51	556	10.9	41	2	

2015 Tennessee Titans				RECEIVING					
Date	Opp.	W/L	P/S	No	Yds	Avg	Lg	TD	
Sept 13	@ TB	W	S	2	24	12.0	20	1	
Sept 20	@ Cle	L	S	1	9	9.0	9	0	
Sept 27	Ind	L	S	3	20	6.7	10	0	
Oct 11	Buf	L	S	2	17	8.5	11	0	
Oct 18	Mia	L	S	1	11	11.0	11	0	
Oct 25	Atl	L	IA						
Nov 1	@ Hou	L	IA						
Nov 8	@ NO	W	S	5	73	14.6	30	0	
Nov 15	Car	L	p	3	26	8.7	19	0	
Nov 19	@ Jax	L	S	2	16	8.0	9	0	
Nov 29	Oak	L	S	3	29	9.7	13t	1	
Dec 6	Jax	W	S	1	8	8.0	8	0	
Dec 13	@ NYJ	L	S	3	65	21.7	51	0	
Dec 20	@ NE	L	S	2	15	7.5	10	0	
Dec 27	Hou	L	p	6	79	13.2	31	0	
Jan 3	@ Ind	L	S	2	19	9.5	16	0	
Totals		3-13	14/12	36	411	11.4	51	2	

2016 Tennessee Titans				RECEIVING					
Date	Opp.	W/L	P/S	No	Yds	Avg	Lg	TD	
Sept 11	Min	L	p	2	21	10.5	16	0	
Sept 18	@ Det	W	p	0	0	-	0	0	
Sept 25	Oak	L	p	2	20	10.0	25	0	
Oct 2	@ Hou	L	IA						
Oct 9	@ Mia	W	IA						
Oct 16	Cle	W	IA						
Oct 23	Ind	L	IA						
Oct 27	Jax	W	IA						
Nov 6	@ SD	L	p	2	48	24.0	27	0	
Nov 13	GB								
Nov 20	@ Ind								
Nov 27	@ Chi								
Dec 11	Den								
Dec 18	@ KC								
Dec 24	@ Jax								
Jan 1	Hou								
Totals		4-5	4/0	6	89	14.8	27	0	

HARRY DOUGLAS' NFL STATISTICS

REGULAR SEASON

Year	Team	RECEIVING							RUSHING				
		GP	GS	No	Yds	Avg	Lg	TD	Att	Yds	Avg	Lg	TD
2008	Atlanta	16	0	23	320	13.9	69	1	12	69	5.8	33	1
2009	Atlanta	0	0						Injured Reserve				
2010	Atlanta	16	4	22	294	13.4	46	1	2	-5	-2.5	-	0
2011	Atlanta	16	4	39	498	12.8	49	1	1	3	3.0	3	0
2012	Atlanta	15	1	38	395	10.4	37	1	2	4	2.0	5	0
2013	Atlanta	16	11	85	1,067	12.6	80t	2	0	0	0.0	-	0
2014	Atlanta	12	6	51	556	10.9	41	2	0	0	0.0	-	0
2015	Tennessee	14	12	36	411	11.4	51	2	1	-6	-6.0	-6	0
2016	Tennessee	4	0	6	89	14.8	27	0	0	0	0.0	0	0
NFL Totals		109	38	300	3,630	12.1	80t	10	18	65	3.6	33	1

PUNT RETURNS

Year	Team	PUNT RETURNS						KICKOFF RETURNS				
		No	FC	Yds	Avg	Lg	TD	No	Yds	Avg	Lg	TD
2008	Atlanta	19	3	226	11.9	61t	1	4	46	11.5	22	0
2012	Atlanta	5	1	42	8.4	11	0	1	8	8.0	8	0
2013	Atlanta	10	3	57	5.7	15	0	0	0	0.0	-	0
2015	Tennessee	11	2	73	6.6	18	0	0	0	0.0	-	0
NFL Totals		45	9	398	8.8	61t	1	5	54	10.8	22	0

POSTSEASON

Year	Team	RECEIVING							RUSHING				
		GP	GS	No	Yds	Avg	Lg	TD	Att	Yds	Avg	Lg	TD
2008	Atlanta	1	1	1	0	0.0	0	0	0	0	0.0	-	0
2010	Atlanta	1	0	1	2	2.0	2	0	0	0	0.0	-	0
2011	Atlanta	1	0	1	7	7.0	7	0	0	0	0.0	-	0
2012	Atlanta	2	1	5	60	12.0	22	0	0	0	0.0	-	0
NFL Totals		5	2	8	69	8.6	22	0	0	0	0.0	-	0

PUNT RETURNS

Year	Team	PUNT RETURNS						KICKOFF RETURNS				
		No	FC	Yds	Avg	Lg	TD	No	Yds	Avg	Lg	TD
2008	Atlanta	3	0	31	10.3	21	0	0	0	0.0	-	0
2012	Atlanta	3	0	6	2.0	6	0	0	0	0.0	-	0
NFL Totals		6	0	37	6.2	21	0	0	0	0.0	-	0

Single-Game Highs

Receptions - 12 at Arizona (10/27/13)
 Receiving Yards - 149 vs. Tampa Bay (10/20/13)
 Long Reception - 80t at Tampa Bay (11/17/13)
 Receiving Touchdowns - 1 (10 times, last vs. Oakland 11/29/15)
 Rushing Attempts - 2 (Twice, last vs. Carolina 11/23/08)
 Rushing Yards - 33 at Tampa Bay (9/14/08)
 Long Rush - 33 at Tampa Bay (9/14/08)
 Rushing Touchdowns - 1 vs. Carolina (11/23/08)

Punt Returns - 5 vs. Houston (12/27/15)
 Punt Return Yards - 93 vs. Carolina (11/23/08)
 Punt Return Long - 61t vs. Carolina (11/23/08)
 Punt Return Touchdown - 1 vs. Carolina (11/23/08)
 Kickoff Returns - 1 (Five times, last at Kansas City 9/9/12)
 Kickoff Return Yards - 22 vs. Denver (11/16/08)
 Kickoff Return Long - 22 vs. Denver (11/16/08)

Playoff Single-Game Highs

Receptions - 3 vs. San Francisco (1/20/13)
 Receiving Yards - 31 vs. San Francisco (1/20/13)
 Long Reception - 22 (Twice, last vs. San Francisco 1/20/13)

Additional Statistics

Tackles - 1 (2015)



80 ANTHONY FASANO

TIGHT END • 6'4" • 255 LBS • COLLEGE: NOTRE DAME
ACQUIRED: FREE AGENT - 2015 • NFL EXPERIENCE (NFL/TITANS): 11/2
HOMETOWN: VERONA, N.J.
GAMES PLAYED/GAMES STARTED: 157/126 (PLAYOFFS: 4/3)



PRO: The Titans signed Anthony Fasano as a free agent during the 2015 offseason to provide depth and experience to the tight end corps. In his first year with the club, he delivered 26 receptions for 289 yards and two touchdowns while appearing in all 16 games. The 6-foot-4-inch, 255-pounder is in his 11th NFL season and is considered one of the league's better blocking tight ends. The Notre Dame product has a knack for finding the end zone having registered 33 touchdown receptions during his career.

CAREER HIGHLIGHTS:

- Entering the 2016 season, Fasano has played in 148 games with 120 starts, posting 279 receptions for 3,088 yards with 33 touchdowns.
- Fasano plays an integral role in run blocking as well, helping block for four separate 1,000-yard rushers in his career - Julius Jones (Dallas, 2006), Ricky Williams (Miami, 2009), Reggie Bush (Miami, 2011) and Jamaal Charles (Kansas City, 2013-14).
- After a five-year career with the Dolphins, Fasano ranked third among tight ends in team history in receptions (177), receiving yards (2,104), and tied for second in touchdown receptions (23).
- In 2012, started all 16 games and registered a career-high 41 receptions for 332 yards with five touchdowns.
- In 2008, notched 34 catches for 454 yards with a career-high and team-high seven touchdown receptions.

TITANS TIDBITS:

- Fasano is the founder of Next Chapter Addiction Treatment, which exists to "provide state of the art clinical and 12-step immersion services for patients so they rediscover themselves, learn to build healthy relationships, embrace recovery and live a life free from addiction." Fasano's family was impacted by addiction, and watching the recovery process inspired Fasano to launch the venture. The facility in Delray Beach, Fla., which opened in December 2015, currently can treat up to 35 total inpatients and outpatients at a time. More information is available at nextchapteraddiction.com.
- He established the Anthony Fasano Foundation in 2008 to serve underprivileged youth and military families in New Jersey.
- Fasano speaks Italian and Spanish fluently.

CAREER TRANSACTIONS:

- The Verona, N.J., native was originally selected by the Dallas Cowboys in the second round (53rd overall) of the 2006 NFL Draft.
- Traded by the Cowboys to the Miami Dolphins along with linebacker Akin Ayodele in exchange for a 2008 fourth-round draft choice (100th overall) on April 26, 2008.
- Signed by the Kansas City Chiefs as an unrestricted free agent on March 13, 2013.
- Released by the Chiefs on Feb. 26, 2015.
- Signed by the Titans as a free agent on March 24, 2015.

SEASON RECAPS:

2016 (9/6 - Tennessee):

- Against Minnesota (9/11), saw action as a reserve at tight end.
- At Detroit (9/18), started at tight end in his 150th career regular season game. Caught one pass for one yard.
- Against Oakland (9/25), played as a reserve at tight end.
- At Houston (10/2), saw action as a reserve at tight end.
- At Miami (10/9), started at tight end and caught one pass for 10 yards. Helped open holes for Titans' rushers to gain 235 yards on the ground.
- Against Cleveland (10/16), started at tight end. Gave the Titans a 28-13

lead with a 15-yard touchdown grab with 6:43 left to play in the game.

- Against Indianapolis (10/23), started at tight end and posted one reception for 10 yards.
- Against Jacksonville (10/27), started at tight end and helped open holes for Titans' ball carriers to accumulate 214 yards on the ground.
- At San Diego (11/6), started at tight end and snared one reception for nine yards.

2015 (16/11 - Tennessee): Appeared in 16 games with 11 starts at tight end in his first season with the Titans. Registered 26 receptions for 289 yards with two receiving touchdowns. Led the team in receptions once in 2015 (at CLE). Led the team in receiving yards once (at CLE).

- At Tampa Bay (9/13), saw action as a reserve at tight end in his Titans debut and caught one pass for 18 yards. Set up the Titans' fifth touchdown of the day with an 18-yard reception down to the Buccaneers' two-yard line late in the second quarter.
- At Cleveland (9/20), started at tight end and led the team with five receptions and 84 receiving yards with a touchdown. Got wide open down the left sideline for a 33-yard reception on a broken play in the third quarter. Got the Titans on the scoreboard with a 19-yard touchdown catch over the middle with 1:36 remaining in the third quarter.
- Against Indianapolis (9/27), helped set up the Titans first touchdown of the afternoon with a 26-yard catch on third-and-10 in the second quarter.
- At New Orleans (11/8), started at tight end and posted three receptions for 33 yards including the game-winning touchdown in overtime. Gave the Titans a 34-28 overtime victory with a five-yard touchdown reception with 9:50 left to play in the extra session.
- Against Carolina (11/15), extended the Titans' first touchdown drive with a 19-yard grab on third-and-five in the first quarter. The 19-yard reception moved him past the 3,000-yard receiving mark for his career.

2014 (15/13 - Kansas City): Played in 15 games with 13 starts at tight end and recorded 25 receptions for 226 yards and four touchdowns. Was inactive one game with a knee injury against Seattle (11/16).

- Against Tennessee (9/7), notched the team's first touchdown catch of the season. Caught three passes for 29 yards.
- Against N.Y. Jets (11/2), registered three receptions for 24 yards with a touchdown. Gave the Titans a 34-28 overtime victory with a five-yard touchdown catch with 9:50 left to play in the extra session.

2013 (9/9, 1/1 - Kansas City): Started nine games at tight end, posting 23 receptions for 200 yards with three touchdowns. Was inactive in four contests with an ankle injury and two with a concussion. Started one postseason game.

- At Denver (11/17), recorded four receptions for 37 yards with a touchdown.
- Against San Diego (11/24), caught four passes for 21 yards with a score.
- Against Denver (12/1), snared three receptions for 28 yards, including posting a touchdown catch in his third consecutive game.

2012 (16/16 - Miami): Started all 16 games and registered a career-high 41 receptions for 332 yards with five touchdowns.

- Against N.Y. Jets (9/23), snatched five passes for 47 yards.
- Against St. Louis (10/14), posted four catches for 33 yards with a touchdown.
- Against Jacksonville (12/16), grabbed a season-high six receptions for 56 yards with a touchdown.

2011 (15/15 - Miami): Started 15 games and finished with 32 receptions

for 451 yards with five touchdowns. Was inactive at New England (12/24) with a head injury.

- Against New England (9/12), posted five catches for 82 yards in the season opener.
- At Kansas City (11/6), snared a 35-yard touchdown and three-yard touchdown.
- At Buffalo (12/18), caught two passes for 28 yards, including a 22-yard reception.

2010 (15/15 - Miami): Started 15 games and recorded 39 catches for 528 yards with four touchdown receptions, which ranked second on the team. Was inactive at New England (1/2/11) with a knee injury.

- Against Tennessee (11/14), notched a career-best 107 receiving yards on five catches with a touchdown.
- Against Cleveland (12/5), snared four receptions for 41 yards with a touchdown.

2009 (14/14 - Miami): Started 14 games and totaled 31 receptions for 339 yards (10.9 avg.) with two touchdowns. Was inactive against Tampa Bay (11/15) and at Carolina (11/19) with a hip injury.

- Against N.Y. Jets (10/12), grabbed four passes for 38 yards with a touchdown.
- At Buffalo (11/29), collected a season-high 74 receiving yards on five receptions.
- At Tennessee (12/20), hauled in four receptions for 36 yards with a touchdown.

2008 (16/16, 1/1 - Miami): Started all 16 games in his first season with the Dolphins, recording 34 catches for 454 yards and a team-high seven touchdown receptions.

- Against N.Y. Jets (9/7), snared a career-best eight receptions for 84 yards with a touchdown in his Dolphins debut.
- At Buffalo (12/7), hauled in three catches for 36 yards, including a 20-yard touchdown reception.
- At Kansas City (12/21), caught three passes for 47 yards with two touchdown receptions.
- At N.Y. Jets (12/28), notched three receptions for 39 yards, including a 20-yard touchdown.
- Against Baltimore (1/4), started an AFC Wild Card game.

2007 (16/6, 1/1 - Dallas): Played in 16 games with six starts, catching 14 passes for 143 yards with one touchdown.

- Against Green Bay (11/29), posted his first career touchdown on 26-yard reception.
- Against N.Y. Giants (1/13), started NFC Divisional Playoff game, recording one reception for five yards.

2006 (16/5, 1/0 - Dallas): As a rookie, appeared in 16 games with five starts and registered 14 receptions for 126 yards.

- Against Washington (9/17), caught three passes for 39 yards, including his first career reception.
- At Seattle (1/6), saw action in his first career postseason matchup in a NFC Wild Card game at Seattle.

COLLEGE:

- Played in 34 games with 24 starts in three years at Notre Dame (2003-05), tallying 92 receptions for 1,112 yards (12.9 avg.) and eight touchdowns.
- At the time of his departure, ranked second among tight ends on the school's all-time list for both receptions and receiving yards.

- Started all 12 games as a senior in 2005, compiling a career-high 47 receptions and 576 yards (12.3 avg.) with two touchdowns. Was one of three finalists for the John Mackey Award as college football's top tight end in his senior season.

- Played in 11 games with nine starts as a junior in 2003, recording 27 receptions for 367 yards (13.6 avg.) with four touchdowns.
- Appeared in 11 games with three starts in 2003 as a sophomore, contributing 18 receptions for 169 yards (9.4 avg.) with two touchdowns.
- Did not play as a freshman in 2002.
- Graduated with a degree in marketing from Notre Dame.

PERSONAL:

- Has a daughter, Florence, and splits time between Nashville and Fort Lauderdale, Fla.
- Four-year letterman and two-year captain at Verona (N.J.) High School as a tight end and defensive lineman/linebacker.
- Caught 78 passes for 1,460 yards and 23 touchdowns as a senior in 2001, helping guide the school to the state title among Group 1 schools.
- Finished his career with a county-record 42 touchdown receptions.
- Was a two-time all-state selection in track and won the New Jersey Group 1 state championship in the javelin in his first year competing in the event.
- Lettered in basketball and was team captain his final two years. Also played baseball at Verona High School.
- On Twitter: @Anthony_Fasano
- On Instagram: @fasanation
- Born Anthony Joseph Fasano on April 20, 1984 in Verona, N.J.

ANTHONY FASANO'S GAME-BY-GAME

2006 Dallas Cowboys				RECEIVING					
Date	Opp.	W/L	P/S	No	Yds	Avg	Lg	TD	
Sept 10	@ Jax	L	S	0	0	-	0	0	
Sept 17	Was	W	S	3	39	13.0	14	0	
Oct 1	@ Ten	W	S	0	0	-	0	0	
Oct 8	@ Phi	L	p	0	0	-	0	0	
Oct 15	Hou	W	p	0	0	-	0	0	
Oct 23	NYG	L	p	2	16	8.0	11	0	
Oct 29	@ Car	W	p	3	11	3.7	5	0	
Nov 5	@ Was	L	S	2	16	8.0	11	0	
Nov 12	@ Ari	W	p	0	0	-	0	0	
Nov 19	Ind	W	p	1	22	22.0	22	0	
Nov 23	TB	W	p	1	9	9.0	9	0	
Dec 3	@ NYG	W	S	0	0	-	0	0	
Dec 10	NO	L	p	0	0	-	0	0	
Dec 16	@ Atl	W	p	0	0	-	0	0	
Dec 25	Phi	L	p	2	13	6.5	7	0	
Dec 31	Det	L	p	0	0	-	0	0	
Totals		9-7	16/5	14	126	9.0	22	0	
Playoffs									
Jan 6	@ Sea	L	p	0	0	-	0	0	
Totals		0-1	1/0	0	0	-	0	0	

2007 Dallas Cowboys				RECEIVING					
Date	Opp.	W/L	P/S	No	Yds	Avg	Lg	TD	
Sept 9	NYG	W	p	0	0	-	0	0	
Sept 16	@ Mia	W	p	1	12	12.0	12	0	
Sept 23	@ Chi	W	p	1	3	3.0	3	0	
Sept 30	StL	W	S	1	14	14.0	14	0	
Oct 8	@ Buf	W	p	1	2	2.0	2	0	
Oct 14	NE	L	S	1	26	26.0	26	0	
Oct 21	Min	W	p	2	14	7.0	10	0	
Nov 4	@ Phi	W	S	0	0	-	0	0	
Nov 11	@ NYG	W	S	1	9	9.0	9	0	
Nov 18	Was	W	p	0	0	-	0	0	
Nov 22	NYJ	W	p	0	0	-	0	0	
Nov 29	GB	W	p	1	26	26.0	26t	1	
Dec 9	@ Det	W	p	0	0	-	0	0	
Dec 16	Phi	L	p	1	10	10.0	10	0	
Dec 22	@ Car	W	S	1	12	12.0	12	0	
Dec 30	@ Was	L	S	3	15	5.0	9	0	
Totals		13-3	16/6	14	143	10.2	26t	1	
Playoffs									
Jan 6	NYG	L	S	1	5	5.0	5	0	
Totals		0-1	1/1	1	5	5.0	5	0	

2008 Miami Dolphins				RECEIVING					
Date	Opp.	W/L	P/S	No	Yds	Avg	Lg	TD	
Sept 7	NYJ	L	S	8	84	10.5	17	1	
Sept 14	@ Ari	L	S	0	0	-	0	0	
Sept 21	@ NE	W	S	3	66	22.0	24	1	
Oct 5	SD	W	S	3	47	15.7	20	0	
Oct 12	@ Hou	L	S	1	12	12.0	12	0	
Oct 19	Bal	L	S	2	25	12.5	16	0	
Oct 26	Buf	W	S	2	17	8.5	15	1	
Nov 2	@ Den	W	S	2	37	18.5	24	0	
Nov 9	Sea	W	S	1	17	17.0	17	0	
Nov 16	Oak	W	S	0	0	-	0	0	
Nov 23	NE	L	S	0	0	-	0	0	
Nov 30	@ StL	W	S	1	7	7.0	7	0	
Dec 7	@ Buf	W	S	3	36	12.0	20t	1	
Dec 14	SF	W	S	2	20	10.0	12	0	
Dec 21	@ KC	W	S	3	47	15.7	19	2	
Dec 28	@ NYJ	W	S	3	39	13.0	20t	1	
Totals		11-5	16/16	34	454	13.4	24	7	
Playoffs									
Jan 4	Bal	L	S	0	0	-	0	0	
Totals		0-1	1/1	0	0	-	0	0	

2009 Miami Dolphins				RECEIVING					
Date	Opp.	W/L	P/S	No	Yds	Avg	Lg	TD	
Sept 13	@ Atl	L	S	2	10	5.0	10	0	
Sept 21	Ind	L	S	1	1	1.0	1	0	
Sept 27	@ SD	L	S	0	0	-	0	0	
Oct 4	Buf	W	S	1	7	7.0	7	0	
Oct 12	NYJ	W	S	4	38	9.5	21	1	
Oct 25	NO	L	S	3	21	7.0	14	0	
Nov 1	@ NYJ	W	S	2	16	8.0	10	0	
Nov 8	@ NE	L	S	1	20	20.0	20	0	
Nov 15	TB	W	IA						
Nov 19	@ Car	W	IA						
Nov 29	@ Buf	L	S	5	74	14.8	18	0	
Dec 6	NE	W	S	5	67	13.4	19	0	
Dec 13	@ Jax	W	S	0	0	-	0	0	
Dec 20	@ Ten	L	S	4	36	9.0	18	1	
Dec 27	Hou	L	S	1	8	8.0	8	0	
Jan 3	Pit	L	S	2	41	20.5	27	0	
Totals		7-9	14/14	31	339	10.9	27	2	

2010 Miami Dolphins				RECEIVING					
Date	Opp.	W/L	P/S	No	Yds	Avg	Lg	TD	
Sept 12	@ Buf	W	S	3	46	15.3	21	0	
Sept 19	@ Min	W	S	0	0	-	0	0	
Sept 26	NYJ	L	S	2	14	7.0	11	1	
Oct 4	NE	L	S	5	67	13.4	21	0	
Oct 17	@ GB	W	S	1	22	22.0	22t	1	
Oct 24	Pit	L	S	3	49	16.3	22	0	
Oct 31	@ Cin	W	S	3	36	12.0	15	0	
Nov 7	@ Bal	L	S	3	26	8.7	11	0	
Nov 14	Ten	W	S	5	107	21.4	31	1	
Nov 18	Chi	L	S	1	16	16.0	16	0	
Nov 28	@ Oak	W	S	2	10	5.0	6	0	
Dec 5	Cle	L	S	4	41	10.3	14	1	
Dec 12	@ NYJ	W	S	2	33	16.5	28	0	
Dec 19	Buf	L	S	3	30	10.0	16	0	
Dec 26	Det	L	S	2	31	15.5	20	0	
Jan 2	@ NE	L	IA						
Totals		7-9	15/15	39	528	13.5	31	4	

2011 Miami Dolphins				RECEIVING					
Date	Opp.	W/L	P/S	No	Yds	Avg	Lg	TD	
Sept 12	NE	L	S	5	82	16.4	25	0	
Sept 18	Hou	L	S	0	0	-	0	0	
Sept 25	@ Cle	L	S	1	26	26.0	26	0	
Oct 2	@ SD	L	S	1	9	9.0	9	0	
Oct 17	@ NYJ	L	S	1	13	13.0	13	0	
Oct 23	Den	L	S	2	22	11.0	16t	1	
Oct 30	@ NYG	L	S	0	0	-	0	0	
Nov 6	@ KC	W	S	2	38	19.0	35t	2	
Nov 13	Was	W	S	3	60	20.0	28	0	
Nov 20	Buf	W	S	2	8	4.0	7	1	
Nov 24	@ Dal	L	S	2	32	16.0	19	0	
Dec 4	Oak	W	S	4	66	16.5	26	0	
Dec 11	Phi	L	S	3	56	18.7	25	0	
Dec 18	@ Buf	W	S	2	28	14.0	22t	1	
Dec 24	@ NE	L	IA						
Jan 1	NYJ	W	S	4	11	2.8	4	0	
Totals		6-10	15/15	32	451	14.1	35t	5	

ANTHONY FASANO'S GAME-BY-GAME CONT.

2012 Miami Dolphins					RECEIVING				
Date	Opp.	W/L	P/S	No	Yds	Avg	Lg	TD	
Sept 9	@ Hou	L	S	3	19	6.3	12	0	
Sept 16	Oak	W	S	2	19	9.5	14t	1	
Sept 23	NYJ	L	S	5	47	9.4	17	0	
Sept 30	@ Ari	L	S	5	30	6.0	8	0	
Oct 7	@ Cin	W	S	3	28	9.3	13	0	
Oct 14	StL	W	S	4	33	8.3	13	1	
Oct 28	@ NYJ	W	S	1	4	4.0	4t	1	
Nov 4	@ Ind	L	S	1	8	8.0	8	0	
Nov 11	Ten	L	S	1	4	4.0	4	0	
Nov 15	@ Buf	L	S	1	8	8.0	8	0	
Nov 25	Sea	W	S	1	10	10.0	10	0	
Dec 2	NE	L	S	1	14	14.0	14	0	
Dec 9	@ SF	L	S	2	9	4.5	6	1	
Dec 16	Jax	W	S	6	56	9.3	22	1	
Dec 23	Buf	W	S	2	12	6.0	7	0	
Dec 30	@ NE	L	S	3	31	10.3	13	0	
Totals		7-9	16/16	41	332	8.1	22	5	

2013 Kansas City Chiefs					RECEIVING				
Date	Opp.	W/L	P/S	No	Yds	Avg	Lg	TD	
Sept 8	@ Jax	W	S	2	8	4.0	4	0	
Sept 15	Dal	W	S	2	26	13.0	14	0	
Sept 19	@ Phi	W	IA						
Sept 29	NYG	W	IA						
Oct 6	@ Ten	W	IA						
Oct 13	Oak	W	IA						
Oct 20	Hou	W	S	4	27	6.8	11	0	
Oct 27	Cle	W	S	2	14	7.0	8	0	
Nov 3	@ Buf	W	S	1	20	20.0	20	0	
Nov 17	@ Den	L	S	4	37	9.3	12	1	
Nov 24	SD	L	S	4	21	5.3	16	1	
Dec 1	Den	L	S	3	28	9.3	12t	1	
Dec 8	@ Was	W	IA						
Dec 15	@ Oak	W	IA						
Dec 22	Ind	L	S	1	19	19.0	19	0	
Dec 29	@ SD	L	DNP						
Totals		11-5	9/9	23	200	8.7	20	3	
Playoffs									
Jan 4	@ Ind	L	S	2	6	3.0	5	0	
Totals		0-1	1/1	2	6	3.0	5	0	

2014 Kansas City Chiefs					RECEIVING				
Date	Opp.	W/L	P/S	No	Yds	Avg	Lg	TD	
Sept 7	Ten	L	S	3	29	9.7	18	1	
Sept 14	@ Den	L	S	3	39	13.0	22	0	
Sept 21	@ Mia	W	S	2	23	11.5	13	0	
Sept 29	NE	W	S	0	0	-	0	0	
Oct 5	@ SF	L	S	4	32	8.0	13	0	
Oct 19	@ SD	W	S	0	0	-	0	0	
Oct 26	StL	W	S	4	19	4.8	7	0	
Nov 2	NYJ	W	S	3	24	8.0	12	1	
Nov 9	@ Buf	W	S	1	7	7.0	7	0	
Nov 16	Sea	W	IA						
Nov 20	@ Oak	L	p	2	30	15.0	19t	1	
Nov 30	Den	L	S	1	20	20.0	20t	1	
Dec 7	@ Ari	L	S	0	0	-	0	0	
Dec 14	Oak	W	S	1	2	2.0	2	0	
Dec 21	@ Pit	L	p	1	1	1.0	1	0	
Dec 28	SD	W	S	0	0	-	0	0	
Totals		9-7	15/13	25	226	9.0	22	4	

2015 Tennessee Titans					RECEIVING				
Date	Opp.	W/L	P/S	No	Yds	Avg	Lg	TD	
Sept 13	@ TB	W	p	1	18	18.0	18	0	
Sept 20	@ Cle	L	S	5	84	16.8	33	1	
Sept 27	Ind	L	p	1	26	26.0	26	0	
Oct 11	Buf	L	p	0	0	-	0	0	
Oct 18	Mia	L	S	2	1	0.5	10	0	
Oct 25	Atl	L	p	3	21	7.0	8	0	
Nov 1	@ Hou	L	S	1	9	9.0	9	0	
Nov 8	@ NO	W	S	3	33	11.0	23	1	
Nov 15	Car	L	S	1	19	19.0	19	0	
Nov 19	@ Jax	L	S	2	14	7.0	8	0	
Nov 29	Oak	L	S	2	22	11.0	17	0	
Dec 6	Jax	W	S	0	0	-	0	0	
Dec 13	@ NYJ	L	p	0	0	-	0	0	
Dec 20	@ NE	L	S	3	21	7.0	8	0	
Dec 27	Hou	L	S	2	21	10.5	12	0	
Jan 3	@ Ind	L	S	0	0	-	0	0	
Totals		3-13	16/11	26	289	11.1	33	2	

2016 Tennessee Titans					RECEIVING				
Date	Opp.	W/L	P/S	No	Yds	Avg	Lg	TD	
Sept 11	Min	L	p	0	0	-	0	0	
Sept 18	@ Det	W	S	1	1	1.0	1	0	
Sept 25	Oak	L	p	0	0	-	0	0	
Oct 2	@ Hou	L	p	0	0	-	0	0	
Oct 9	@ Mia	W	S	1	10	10.0	10	0	
Oct 16	Cle	W	S	1	15	15.0	15t	1	
Oct 23	Ind	L	S	1	10	10.0	10	0	
Oct 27	Jax	W	S	0	0	-	0	0	
Nov 6	@ SD	L	S	1	9	9.0	9	0	
Nov 13	GB								
Nov 20	@ Ind								
Nov 27	@ Chi								
Dec 11	Den								
Dec 18	@ KC								
Dec 24	@ Jax								
Jan 1	Hou								
Totals		4-5	9/6	5	45	9.0	15t	1	

ANTHONY FASANO'S NFL STATISTICS

REGULAR SEASON

Year	Team	REGULAR SEASON		RECEIVING					RUSHING				
		GP	GS	No	Yds	Avg	Lg	TD	Att	Yds	Avg	Lg	TD
2006	Dallas	16	5	14	126	9.0	22	0	0	0	-	0	0
2007	Dallas	16	6	14	143	10.2	26t	1	0	0	-	0	0
2008	Miami	16	16	34	454	13.4	24	7	0	0	-	0	0
2009	Miami	14	14	31	339	10.9	27	2	0	0	-	0	0
2010	Miami	15	15	39	528	13.5	31	4	0	0	-	0	0
2011	Miami	15	15	32	451	14.1	35t	5	0	0	-	0	0
2012	Miami	16	16	41	332	8.1	22	5	0	0	-	0	0
2013	Kansas City	9	9	23	200	8.7	20	3	0	0	-	0	0
2014	Kansas City	15	13	25	226	9.0	22	4	0	0	-	0	0
2015	Tennessee	16	11	26	289	11.1	33	2	0	0	-	0	0
2016	Tennessee	9	6	5	45	9.0	15t	1	0	0	-	0	0
NFL Totals		157	126	284	3,133	11.0	35t	34	0	0	-	0	0

PLAYOFFS

Year	Team	PLAYOFFS		RECEIVING					RUSHING				
		GP	GS	No	Yds	Avg	Lg	TD	Att	Yds	Avg	Lg	TD
2006	Dallas	1	0	0	0	-	0	0	0	0	-	0	0
2007	Dallas	1	1	1	5	5.0	5	0	0	0	-	0	0
2008	Miami	1	1	0	0	-	0	0	0	0	-	0	0
2013	Kansas City	1	1	2	6	3.0	5	0	0	0	-	0	0
Playoff Totals		4	3	3	11	3.7	5	0	0	0	-	0	0

Single-Game Highs

Receptions - 8 vs. N.Y. Jets (9/7/08)
 Receiving Yards - 107 vs. Tennessee (11/14/10)
 Longest Reception - 35t at Kansas City (11/6/11)
 Touchdowns - 2 (Twice, last at Kansas City 11/6/11)

Playoff Single-Game Highs

Receptions - 2 at Indianapolis (1/4/14)
 Receiving Yards - 6 at Indianapolis (1/4/14)
 Longest Reception - 5 (Twice, last at Indianapolis 1/4/14)

Additional Statistics

Kickoff Returns - 1 for 0 yards (2008)
 Fumble Recovery - 1 (2011), 1 (2013)
 Tackles - 1 (2015)



45 JALSTON FOWLER

FULLBACK • 5'11" • 254 LBS • COLLEGE: ALABAMA
ACQUIRED: 4TH ROUND - 2015 • NFL EXPERIENCE (NFL/TITANS): 2/2
HOMETOWN: MOBILE, ALA.
GAMES PLAYED/GAMES STARTED: 25/3 (PLAYOFFS: 0/0)



PRO: The Titans selected Jalston Fowler in the fourth round of the 2015 NFL Draft, and as a rookie, the fullback played in all 16 games as the team's fullback. The 5-foot-11-inch, 254-pounder possesses a big, athletic frame and low center of gravity as a runner, and is a threat out of the backfield as a receiver. He adds an element of versatility to the Titans squad having served as a fullback, running back, H-back, tight end and on special teams during his time with the Alabama Crimson Tide.

CAREER HIGHLIGHTS:

- As a rookie in 2015, he played in all 16 games and scored a rushing touchdown and a receiving touchdown. Eight of his 12 touches resulted in first downs.
- Fowler won two national championships (2011, 2012) as a member of the Alabama football team.
- In 2014, Fowler's final year at Alabama, he helped open holes for a pair of Crimson Tide running backs to each amass more than 900 rushing yards. Derrick Henry collected 990 yards on 172 carries with 11 touchdowns and T.J. Yeldon posted 979 yards on 194 rushes with 11 scores.

TITANS TIDBITS:

- Fowler lists his mother, Dana, as the person that inspires him the most. When his brother, Joe, was accidentally shot and killed at a friend's house in 2007, she stayed strong and kept the family together.
- Fowler's nickname is "Nudie." His father gave it to him as a baby because he was always running around the house naked. Fowler has nicknamed his son, Jalston Jr., "Toodie."

CAREER TRANSACTIONS:

- The Mobile, Ala., native was selected by the Titans in the fourth round (108th overall) the 2015 NFL Draft.

SEASON RECAPS:

- 2016 (9/3):** Registered his first career NFL start at fullback against Minnesota (9/11/16). Has tied for the team lead in special teams tackles twice in 2016 (vs. CLE, at SD).
- Against Minnesota (9/11), made his first career start at fullback and saw action on special teams.
 - At Detroit (9/18), started at fullback.
 - Against Oakland (9/25), started at fullback and snared one reception for 14 yards during the Titans' touchdown drive.
 - At Houston (10/2), played as a reserve at fullback.
 - At Miami (10/9), saw action as a reserve at fullback and helped open holes for Titans' rushers to gain 235 yards on the ground.
 - Against Cleveland (10/16), played as a reserve at fullback and on special teams. Tied for the team lead with one stop on coverage units.
 - Against Indianapolis (10/23), saw action as a reserve at fullback and on special teams.
 - Against Jacksonville (10/27), played as a reserve at fullback and helped open holes for Titans' ball carriers to accumulate 214 yards on the ground.
 - At San Diego (11/6), saw limited action as a reserve at fullback. Tied for the team lead with a special teams tackle on coverage units.

2015 (16/0): Appeared in all 16 games at fullback as a rookie. Carried the ball seven times for 13 yards with a touchdown. Caught five passes for 44 yards with a touchdown. Eight of his 12 touches resulted in first downs. Registered five special teams tackles and a forced fumble on coverage units. Played in his first career NFL game at Tampa Bay (9/13/15). Tied for the team lead in special teams tackles twice in 2015 (at CLE, vs. BUF).

- At Tampa Bay (9/13), saw action as a reserve at fullback and on special teams in his Titans debut. Helped open holes for Titans rushers to gain 124 yards on the ground. Notched a special teams tackle on coverage units. Extended a scoring drive by recovering a Bishop Sankey fumble in the third quarter.
- At Cleveland (9/20), carried the ball once for three yards with a first down while hauling in a 19-yard reception. Collected a special teams tackle on coverage units. Set up the Titans' first touchdown with a 19-yard reception on a screen pass in the third stanza.
- Against Indianapolis (9/27), carried the ball four times for nine yards with his first career touchdown. Kept the Titans' scoring drive alive with a three-yard plunge on fourth-and-one in the third quarter. Got the Titans to within two points with a one-yard touchdown plunge with 47 seconds left to play in the fourth quarter.
- Against Buffalo (10/11), collected a special teams tackle and forced fumble on coverage units. Stripped Denarius Moore on a punt return, and the fumble was recovered by Steve Johnson at the Bills' 39-yard line in the third quarter.
- Against Oakland (11/29), gave the Titans a 21-17 lead with a one-yard touchdown catch with less than five minutes to play in the fourth quarter.

COLLEGE:

- Played in 53 career games at Alabama serving as a fullback, running back, H-back, tight end and on special teams. Carried the ball 113 times for 755 yards and five touchdowns. Also caught 19 career passes with seven receiving touchdowns. Was a member of two national championship teams.
- As a senior (2014), selected to the Senior Bowl and played in all 14 games with five starts. Notched 11 receptions for 129 yards and two touchdowns and had 12 rushes on the season for 69 yards. Had six first-down rushes and six first-down receptions, gaining a first down on 12 of his 23 touches. Was named Offensive Player of the Week three times (against Arkansas, Mississippi State and Auburn).
- As a junior (2013), played in all 13 games, after losing most of his sophomore season to an injured knee. Registered seven receptions for 15 yards with five going for touchdowns. His five receiving touchdowns were the second-highest total on the team. Rushed for 88 yards on 20 carries.
- As a redshirt junior (2012), played in two games and filled a myriad of roles in the Alabama offense before suffering a knee injury in the second half of the Western Kentucky game that ended his season. Had 85 rushing yards on 11 carries for a 7.7 yards per carry average. Also had one reception for six yards.
- As a sophomore (2011), played in 13 games as a reserve and gave Alabama a reliable option off the bench at running back. Backed up Trent Richardson and Eddie Lacy and finished with 385 yards on 56 carries, with four touchdowns. Averaged 6.9 yards per carry and converted 16 first downs rushing the football.
- As a freshman (2010), played in 11 games, earning time on special teams and at running back. Totaled two tackles and rushed the ball 14 times for 111 yards with a 36-yard touchdown.
- Graduated with a degree in human environmental science from Alabama in 2013. Received his master's degree in sport management from Alabama in 2015.

PERSONAL:

- Splits time between Nashville and Mobile, Ala., with his two sons, Jalston Jr. and Jayce.
- Was a four-star running back out of Vigor High School. Was listed as the No. 2 fullback nationally by Scout.com and SuperPrep All-American.



22 DERRICK HENRY

RUNNING BACK • 6'3" • 247 LBS • COLLEGE: ALABAMA
ACQUIRED: 2ND ROUND - 2016 • NFL EXPERIENCE (NFL/TITANS): ROOKIE
HOMETOWN: YULEE, FLA.
GAMES PLAYED/GAMES STARTED: 8/2 (PLAYOFFS: 0/0)



PRO: The Titans selected Heisman Trophy winner Derrick Henry in the second round of the 2016 NFL Draft out of the University of Alabama. The 6-foot-3-inch, 247-pounder is a powerful, downhill runner who displays tremendous speed and balance. He has the uncanny ability to find the end zone having scored 45 combined touchdowns in three seasons with the Crimson Tide. At Alabama, he set numerous school and SEC records while leading his team to a National Championship in 2015.

CAREER HIGHLIGHTS:

- Despite playing just three seasons and not seeing extensive action in his first campaign at Alabama, Henry finished his career as the school's all-time rushing leader with 3,591 yards.
- As a senior in 2015, Henry claimed the Heisman Trophy and led his team to the College Football Playoff National Championship. He also won the Doak Walker and Maxwell Award and was selected as the Walter Camp Player of the Year after rushing for an Alabama and Southeastern Conference record 2,219 yards.
- Henry's career high in rushing at Alabama was 271 yards at Auburn on Nov. 28, 2015.

TITANS TIDBITS:

- In high school, Henry broke the 51-year-old national high school rushing record with 12,124 yards after compiling 4,261 rushing yards as a senior.
- Henry sealed an Iron Bowl victory with an epic, career-best 271 rushing yards against the Tigers. He put the Crimson Tide on his back by carrying the ball a school-record 46 times. His 271 rushing yards were 11 more yards than Auburn had in total offense (260). He ended the game with 14 consecutive rushes to run out the clock.
- Henry says his grandmother Gladys Henry has served as a key inspirational piece during his career. He has a portrait tattoo of her on his chest.
- Henry has been growing out his hair since he was in elementary school.

CAREER TRANSACTIONS:

- The Yulee, Fla., native was selected by the Titans in the second round (45th overall) the 2016 NFL Draft.

SEASON RECAPS:

2016 (8/2): Appeared in his first career NFL game and started at running back against Minnesota (9/11/16). Posted his first career touchdown against Jacksonville (10/27/16). Has tied for the team lead in receptions once in 2016 (vs. JAX).

- Against Minnesota (9/11), made his NFL debut and started in a two-running back set. Carried the ball five times for three yards and caught two passes for 41 yards. Set up the Titans' opening field goal by hauling in his first career reception and reversing field for a 29-yard gain in the first quarter.
- At Detroit (9/18), played as a reserve at running back and rushed nine times for 40 yards. Caught one pass for nine yards. Extended the Titans' first scoring drive with a five-yard jaunt on third-and-one late in the opening stanza.
- Against Oakland (9/25), saw action as a reserve at running back and rushed 10 times for 45 yards.
- At Houston (10/2), played limited snaps as a reserve at running back and carried the ball three times for nine yards.
- At Miami (10/9), started at running back as the team opened the game in a two-running back set. Rushed seven times for 54 yards with a long rush

of 22 yards. Set up the Titans' second touchdown with a 22-yard dash up the middle in the second quarter.

- Against Cleveland (10/16), played as a reserve at running back and rushed twice for seven yards. Grabbed two receptions for 20 yards.
- Against Indianapolis (10/23), saw limited action as a reserve at running back and carried the ball once for three yards.
- Against Jacksonville (10/27), played significant snaps as a reserve at running back and rushed 16 times for 60 yards with his first career touchdown. Tied for the team lead with four receptions for 37 yards. Increased the Titans lead to 17-0 with his first career rushing touchdown on a six-yard run off right end in the second quarter. Kept the Titans' final scoring drive alive with a two-yard rumble on third-and-one on the first play of the fourth quarter.
- At San Diego (11/6), did not play after being injured in pregame warmups.

COLLEGE:

- In three seasons at Alabama (2013-15), Henry played in 39 games and totaled 602 carries for a school-record 3,591 yards and 42 rushing touchdowns and added 285 yards on 17 career receptions with three receiving scores. Henry won numerous awards including the Heisman Trophy, the Doak Walker Award, Walter Camp Award, and Maxwell Award. During Alabama's victory over Clemson in the 2016 College Football Playoff National Championship, he broke Shaun Alexander's record for most career rushing yards in Alabama history.

AS A JUNIOR (2015), claimed the Crimson Tide's second Heisman Trophy and led his team to the College Football Playoff National Championship. Also won the Doak Walker and Maxwell Award and was selected as the Walter Camp Player of the Year. Named a unanimous first team All-American and first team All-SEC by the league's coaches and the Associated Press. Selected as the SEC Offensive Player of the Year by both outlets. Rushed for a school- and Southeastern Conference record 2,219 yards, which led the nation and was the fifth most in a single-season by an FBS player in college football history. Averaged 147.9 yards per game, which was second in the country. His 28 rushing touchdowns were a national best and an SEC record, snapping Tim Tebow and Tre Mason's old mark of 23. Led the SEC in rushing in conference games with a 179.2 yards per game average, including 13 touchdowns. Had multiple rushing touchdowns in nine games and set the Alabama single-season record with 10 100-yard rushing games and four 200-yard games, which broke Bobby Humphrey's school record (3) set in 1986. Only the third running back in SEC history (Herschel Walker and Bo Jackson) to have four 200-yard games in a single season. Set the school record with 11 consecutive games with a rushing touchdown and finished his career 20 straight, which was the most in the SEC history. Caught 11 passes for 91 yards. Accounted for a team-high 109 first down rushes on a school-record 395 carries. Was a five-time SEC Offensive Player of the Week (Wisconsin, Georgia, Texas A&M, Mississippi State and Auburn).

- Against Wisconsin (9/5), rushed for a then-career-high 147 yards and three touchdowns on just 13 carries in the season opener. The scoring plays came on runs of 37, 56 and two yards.
- At Texas A&M (10/17), had a new career high for rushing yards by the end of the first quarter on his way to 236 yards on 32 carries. Added two touchdowns and caught one pass for 18 yards.
- Against Louisiana State (11/7), gashed the Tigers' defense for 210 yards on the ground on a then career-best 38 carries and three rushing touchdowns. Carried 10 times (13-play drive) on the Tide's final drive to run out the final 9:18 on the clock, accounting for 78 yards.
- At Mississippi State (11/14), cracked the 200-yard barrier for the second

straight week and the third time this season with 204 yards on 22 carries and two touchdowns. Averaged 9.3 yards per carry and caught one pass. Had three explosive plays, including touchdown runs of 74 and 65 yards.

- At Auburn (11/28), produced another Heisman-worthy performance as he rushed his way past the Tigers on the Plains to the tune of 271 yards on the ground on a school-record 46 carries. Scored a touchdown on his 46th and final carry on a 25-yard jaunt that capped 14 straight rushes to end the game. Earned Walter Camp National Player of the Week honors and SEC Player of the Week accolades.

- Against Florida (12/5), named MVP of the SEC Championship Game as the Crimson Tide won its 25th SEC Championship. Rushed for 189 yards and one touchdown in a 29-15 win over the Gators. Had 10 first down rushes and three explosive plays of 12 yards or more. The game marked his school-record ninth 100-yard rushing game of the season.

- Against Clemson (1/11), rushed for 158 yards and three touchdowns as the Crimson Tide claimed a 45-40 victory to win the national championship. Carried 36 times, including a 50-yard touchdown scamper in the first quarter and then sealed the win with a one-yard plunge with 1:07 remaining in the game.

AS A SOPHOMORE (2014), finished the year with 990 rushing yards on 172 carries with 11 rushing touchdowns. Had five receptions for 133 yards and two receiving touchdowns. Played in all 14 games with two starts and had 21 explosive rushes of 12 yards or more while converting 47 first downs, including four on third down. Three of his five receptions were explosive, taking screen passes 29, 41 and 52 yards.

- Against West Virginia (8/30), recorded his second straight 100-yard rushing performance and third of his career with 113 yards on 17 carries against the Mountaineers.

- Against Florida (9/20), notched his second 100-yard rushing effort of the season going for 111 yards on 20 carries against the Gators. Added one rushing touchdown and caught one screen pass and turned it into a 29-yard gain.

- Against Texas A&M (10/18), rushed 10 times for 70 yards and scored one touchdown on the ground and one in the air. Turned his only reception into a 43-yard touchdown and finished with 111 all-purpose yards.

- Against Western Carolina (11/22), made his first career start and gained 92 yards rushing and scored three touchdowns with two rushing and one receiving on a nine-yard catch.

- Against Missouri (12/6), ran for a then career-high 141 yards while matching his then career-high with 20 carries and scoring twice.

- Against Ohio State (1/1), rushed 13 times for 95 yards and one touchdown. Added two receptions for 54 yards, including a 52-yarder. Accounted for 149 all-purpose yards on 15 touches.

AS A FRESHMAN (2013), as a true freshman saw action in 12 games and totaled 382 rushing yards on 35 carries for a 10.9 yards per carry average. Rushed 10 times (28.6 percent) for 12 yards or more while converting 17 first downs. Took his one pass reception to the end zone for a 61-yard catch and run in the Sugar Bowl. Contributed three tackles on special teams. Registered two 100-yard game (111 vs. Arkansas and 100 vs. Oklahoma).

- Against Arkansas (10/19), registered his first 100-yard rushing game, going for 111 yards on six carries against the Razorbacks. Broke loose for a season-long, 80-yard touchdown run. Converted two first downs and also forced a fumble of the opening kickoff of the second half, as the Tide recovered and turned the possession into a touchdown.

- Against Chattanooga (11/23), averaged 11 yards per carry, going for 66 yards on six totes. Scored one touchdown on a five-yard run in the second quarter.

- Against Oklahoma (1/2), rushed for a game-high 100 yards on eight carries in the Sugar Bowl. Rushed for one touchdown on a 43-yard burst and turned the first reception of his career into a 61-yard touchdown. Totaled 161 all-purpose yards against the Sooners and also made a tackle on special teams.

- Arrived at Alabama as an early enrollee in January of 2013.

- Majored in communications at Alabama.

PERSONAL:

- Single, splits time between Nashville and Yulee, Fla.

- Attended Yulee (Fla.) High School, where he was five-star prospect that was listed as the nation's No. 1 athlete and No. 4 running back prospect.

- Was a member of the 2012 All-USA Football Team, chosen by USA Today and also was named the 2012 Maxwell Football Club National High

School Player of the Year.

- Broke Ken Hall's 51-year-old national high school rushing record with 12,124 yards after rushing for 4,261 yards as a senior in 2012. Was a Parade Magazine All-American and the publication's National Player of the Year.

- Played for the East squad in the U.S. Army All-American Bowl, rushing for 53 yards with a touchdown and a two-point conversion.

- Named MaxPreps National Player of the Year and first-team All-American after finishing his high school career with 153 rushing touchdowns, which ranks fifth all time, including 55 scores in 2012.

- Set the Florida high school record with a 510-yard performance against Jacksonville Jackson and averaged 9.2 yards per carry and 327.8 yards per game as a senior.

- Named 2012 first-team All-State selection by the Associated Press and was the Player of the Year on the All-First Coast team.

- Named the 2012 Columbus (Ohio) Touchdown Club National High School Player of the Year as a senior.

- As a junior (2011), rushed for 2,610 yards and 34 scores to earn first-team All-Coast honors from the Florida Times-Union.

- As a sophomore (2010) was named first-team All-Coast running back after rushing for 2,788 yards and 38 touchdowns while averaging 8.9 yards per attempt.

- As a freshman (2009), rushed for 2,465 yards and 26 scores.

- Also played basketball and ran track (100, 400, 4x100, 4x400) in high school.

- As a standout track & field athlete, he competed as a sprinter and posted a personal-best time of 11.11 seconds in the 100-meter dash at the 2011 FHSAA 2A District 3 Championships, where he placed seventh.

- Follow Henry on Twitter at @kinghenry_2.

- Follow Henry on Instagram at @last_king_2.

- Follow Henry on Snapchat at @Dhenryyyyyy2.

- List of favorites: (movie) "Remember the Titans"; (musician) Kevin Gates; (place to get away) anywhere with his family; (food) wings; (athletes as a child) LaDainian Tomlinson and Eddie George; (sports teams as a child) New York Yankees, Los Angeles Lakers.

- Born Derrick Lamar Henry, Jr. on Jan. 4, 1994 in Yulee, Fla.

DERRICK HENRY'S COLLEGE STATISTICS

Year	Team	GP	GS	RUSHING					RECEIVING				
				Att	Yds	Avg	Lg	TD	No	Yds	Avg	Lg	TD
2013	Alabama	12	0	35	382	10.9	80t	3	1	61	61.0	61t	1
2014	Alabama	14	2	172	990	5.8	49	11	5	133	26.6	52	2
2015	Alabama	15	15	395	2,219	5.6	74t	28	11	91	8.3	28	0
College Totals		41	17	602	3,591	6.0	80t	42	17	285	16.8	61t	3

Single-Game Highs

Rushing Attempts - 46 at Auburn (11/28/15)

Rushing Yards - 271 at Auburn (11/28/15)

Long Rush - 80t vs. Arkansas (10/19/13)

Rushing Touchdowns - 3 (Four times, last vs. Clemson 1/11/16)

Receptions - 5 vs. Mississippi (9/19/15)

Receiving Yards - 61 vs. Oklahoma (1/2/14)

Long Reception - 61t vs. Oklahoma (1/2/14)

Receiving Touchdowns - 1 (Three times, last vs. Western Carolina 11/22/14)

Additional Statistics

Forced Fumble on Special Teams - 1 vs. Arkansas (10/19/13)

DERRICK HENRY'S GAME-BY-GAME

2016 Tennessee Titans				RUSHING					RECEIVING					Date		Opp		W/L		P/S					
Date	Opp	W/L	P/S	Att	Yds	Avg	Lg	TD	No	Yds	Avg	Lg	TD												
Sept 11	Min	L	S	5	3	0.6	5	0	2	41	20.5	29	0	Nov 6	@	SD	L	DNP							
Sept 18	@ Det	W	p	9	40	4.4	9	0	1	9	9.0	9	0	Nov 13		GB									
Sept 25	Oak	L	p	10	45	4.5	13	0	0	0	-	0	0	Nov 20	@	Ind									
Oct 2	@ Hou	L	p	3	9	3.0	6	0	0	0	-	0	0	Nov 27	@	Chi									
Oct 9	@ Mia	W	S	7	54	7.7	22	0	0	0	-	0	0	Dec 11		Den									
Oct 16	Cle	W	p	2	7	3.5	4	0	2	20	10.0	12	0	Dec 18	@	KC									
Oct 23	Ind	L	p	1	3	3.0	3	0	0	0	-	0	0	Dec 24	@	Jax									
Oct 27	Jax	W	p	16	60	3.8	15	1	4	37	9.3	15	0	Jan 1		Hou									
Totals														4-5	8/2	53	221	4.2	22	1	9	107	11.9	29	0

DERRICK HENRY'S NFL STATISTICS

REGULAR SEASON		RUSHING					RECEIVING						
Year	Team	GP	GS	No	Yds	Avg	Lg	TD	Att	Yds	Avg	Lg	TD
2016	Tennessee	8	2	53	221	4.2	22	1	9	107	11.9	29	0
NFL Totals		8	2	53	221	4.2	22	1	9	107	11.9	29	0

Single-Game Highs

Rushes - **16 vs. Jacksonville (10/27/16)**

Rushing Yards - **60 vs. Jacksonville (10/27/16)**

Long Rush - **22 at Miami (10/9/16)**

Touchdowns - **1 vs. Jacksonville (10/27/16)**

Receptions - **4 vs. Jacksonville (10/27/16)**

Receiving Yards - **41 vs. Minnesota (9/11/16)**

Long Reception - **29 vs. Minnesota (9/11/16)**

Touchdowns -



94 AUSTIN JOHNSON

DEFENSIVE LINEMAN • 6'4" • 314 LBS • COLLEGE: PENN STATE
ACQUIRED: 2ND ROUND - 2016 • NFL EXPERIENCE (NFL/TITANS): ROOKIE
HOMETOWN: GALLOWAY, N.J.
GAMES PLAYED/GAMES STARTED: 3/0 (PLAYOFFS: 0/0)



PRO: The Titans selected Austin Johnson in the second round of the 2016 NFL Draft. The 6-foot-4-inch, 314-pound defensive lineman has the bulk and power to secure the middle of the defense as a nose tackle but also the versatility and movement skills to play other positions along the front. At Penn State, he appeared in 38 games with 28 starts over three seasons, including starts in every game during his final two campaigns. He gained the reputation there as a tenacious and relentless fighter in the trenches.

CAREER HIGHLIGHTS:

- Johnson's 78 tackles as a junior in 2015 ranked second among defensive linemen in FBS and were the most by a Penn State defensive lineman since Jimmy Kennedy (87) in 2002.
- Against San Diego State on Sept. 26, 2015, he returned a fumble 71 yards for his first career touchdown (high school or college).
- Against Michigan on Oct. 12, 2013, he helped the Nittany Lions win in four overtimes against the Wolverines.

TITANS TIDBITS:

- When Johnson was drafted by the Titans, he became a teammate once again of DaQuan Jones, a former Penn State defensive lineman who was drafted by the Titans in 2014. The two remained close, and Jones was among Johnson's family and friends surrounding him on draft night.
- Johnson was a broadcast journalism major at Penn State.
- The son of Austin and Tammy Johnson, he has two older sisters, Brandi and Erika, and one younger sister, Kennedy. Kennedy is a forward on the Michigan State women's basketball team.

CAREER TRANSACTIONS:

- The Galloway, N.J., native was selected by the Titans in the second round (43rd overall) of the 2016 NFL Draft.

SEASON RECAPS:

2016 (3/0): Appeared in his first career NFL game against Minnesota (9/11/16). Has tied for the team lead in passes defended once in 2016 (at MIA).

- Against Minnesota (9/11), made his NFL debut as a reserve on the defensive front and collected a solo tackle.
- At Detroit (9/18), was inactive.
- Against Oakland (9/25), was inactive.
- At Houston (10/2), was inactive.
- At Miami (10/9), saw limited action as a reserve on the defensive front and registered a tackle for loss and a pass defended. Halted a Dolphins' drive by batting down a third-and-one pass intended for Dion Sims in the second quarter. Stopped Jay Ajayi for a five-yard loss on a rush off right guard on the first play of the fourth quarter.
- Against Cleveland (10/16), played as a reserve at nose tackle and notched two tackles.
- Against Indianapolis (10/23), was inactive.
- Against Jacksonville (10/27), was inactive.
- At San Diego (11/6), was inactive.

COLLEGE:

• In three seasons at Penn State, Johnson appeared in 38 games and recorded 28 starts, including starts in all 26 games as a sophomore and junior. He totaled 154 tackles, 8.5 sacks, 24 tackles for loss, eight passes defended, one forced fumble and four fumble recoveries, including a fumble recovery for a touchdown.

AS A JUNIOR (2015), started all 13 games and named second-team All-Big Ten by the media and third-team All-Big Ten by the coaches. Named All-Big Ten by BTN.com and ESPN.com and earned first-team All-Big Ten honors from the Associated Press and Athlon Sports. Ranked second on the team with 15.0 tackles for loss and 6.5 sacks. Ranked second among defensive linemen in FBS and third on the team with 78 tackles, posting the most tackles for a Penn State defensive lineman since Jimmy Kennedy (87) in 2002.

- Against Buffalo (9/12), registered nine tackles, 2.5 tackles for loss and 1.5 sacks. Posted a solo sack in the second quarter and combined with Garrett Sickels for a third-quarter takedown of Bulls quarterback Joe Licata.
- Against Rutgers (9/19), recorded six tackles, including a fourth-quarter sack. Also notched two tackles for loss. Part of a defense that held Rutgers to just three points, the fewest by Nittany Lions in a Big Ten opener since 1994.
- Against San Diego State (9/26), had a 71-yard fumble return for a touchdown for his first career touchdown. The play marked his fourth career fumble recovery and Penn State's first fumble recovery for a touchdown since 2012. Added two tackles and shared a tackle for loss to assist Penn State amassing nine tackles for loss in the game.
- Against Indiana (10/10), logged nine tackles, 1.5 tackles for loss and one sack. Named the coaching staff's Co-Defensive Player of the Week with Carl Nassib.
- Against Illinois (10/31), recorded five tackles and a sack in the team's first Big Ten shutout victory since 2009.
- At Northwestern (11/7), posted a career-high 10 tackles, including two tackles for loss and a sack.
- Against Georgia (1/2), in the TaxSlayer Bowl, ranked second on the team with eight tackles, including four solo and a sack. Dropped Greyson Lambert for a nine-yard loss in the fourth quarter.

AS A SOPHOMORE (2014), started all 13 games and finished fifth on the team with 49 tackles. Led the team with two fumble recoveries and added six tackles for loss and three pass breakups. Named honorable mention All-Big Ten by the conference media.

- Against Central Florida (8/30), opened the season with three tackles and 0.5 tackles for loss in Dublin, Ireland.
- Against UMass (9/20), made two stops, including one for a loss, and added one pass breakup. Recovered his second career fumble and returned it seven yards to set up a scoring drive. Helped the Nittany Lions hold the Minutemen to three yards rushing.
- Against Maryland (11/1), posted six tackles, including a 10-yard sack.
- Against Temple (11/15), registered four tackles, including one tackle for loss. Added one fumble recovery and one pass breakup. Helped limit Temple to 61 rushing yards and eight first downs, the fewest for a Penn State opponent since 2011. He was selected the coaches' Defensive Player of the Week.
- Against Boston College (12/27), recorded a then-career-best seven tackles (four solo) in the New Era Pinstripe Bowl at Yankee Stadium.

AS A REDSHIRT FRESHMAN (2013), appeared in all 12 games with two starts. Recorded 27 tackles, three tackles for loss, one sack and a fumble recovery.

- Against Syracuse (8/31), made his collegiate debut with one tackle in the neutral site contest at MetLife Stadium.
- Against Eastern Michigan (9/7), logged a season-high six stops. Posted his first career tackle for loss and sack, a combined sack with DaQuan

Jones in the third quarter.

- Against Kent State (9/14), recorded his first career start.
- Against Michigan (10/12), collected two tackles, including one tackle for loss in the four-overtime win.
- Against Illinois (11/2), made his second career start and tallied two solo tackles.
- Against Purdue (11/16), registered two tackles and added a half sack. Recovered his first career fumble to set up a third-quarter touchdown.

AS A FRESHMAN (2012), redshirted.

- Graduated in December 2015 with a degree in journalism.

PERSONAL:

- Single, splits time between Nashville and Galloway, N.J.
- Attended St. Augustine Preparatory School (Richland, N.J.), where he was a two-time team captain. Named all-state, All-Cape-Atlantic League and All-South Jersey during his senior season. Ranked among the nation's top 25 prep defensive tackles by Scout.com.
- Earned second-team All-Cape-Atlantic League and second-team All-South Jersey honors as a junior.
- Also was an all-state performer in basketball in high school and was named Cape-Atlantic Basketball Player of the Year as a senior. Guided the Hermits to the NJSIAA Non-Public Group A State Championship during his junior season.
- On Twitter: @ajohn15

- On Instagram: @ajohn99
- List of favorites: (TV show) "Game of Thrones"; (movie) "Avengers: Age of Ultron"; (musician or band) Future, Drake; (athlete as a child) Michael Jordan; (guilty pleasure) Reese's Peanut Butter Cups.
- Born Austin Hunter Johnson on May 8, 1994 in Galloway, N.J.

AUSTIN JOHNSON'S COLLEGE STATISTICS

REGULAR SEASON				TACKLES						INTERCEPTIONS					FUMBLES		
Year	Team	GP	GS	Tot	Solo	Asst	Sk	Yds	TFL	No	Yds	Lg	TD	PD	FF	FR	Yds
2013	Penn State	12	2	27	14	13	1.0	5	3	0	0	-	0	0	0	1	0
2014	Penn State	13	13	49	19	30	1.0	10	6	0	0	-	0	3	0	2	7
2015	Penn State	13	13	78	30	48	6.5	53	15	0	0	-	0	5	1	1	71t
College Totals		38	28	154	63	91	8.5	68	24	0	0	-	0	8	1	4	78

Single-Game Highs

Tackles - 10 at Northwestern (11/7/15)

Sacks - 1.5 vs. Buffalo (9/12/15)

Tackles For Loss - 2.5 vs. Buffalo (9/12/15)

Forced Fumble - 1 vs. Maryland (10/24/15)

Fumble Recovery - 1 (four times, last vs. San Diego State 9/26/15)

AUSTIN JOHNSON'S GAME-BY-GAME

2016 Tennessee Titans																		
Date	Opp	W/L	P/S	Tot	Solo	Asst	Sk	-Yds	QBP	TFL	Int	Yds	-TD	PD	FF	FR	Yds	SpT
Sept 11	Min	L	p	1	1	0	0.0	0.0	0	0	0	0	0	0	0	0	0	0
Sept 18	@ Det	W	IA															
Sept 25	Oak	L	IA															
Oct 2	@ Hou	L	IA															
Oct 9	@ Mia	W	p	1	1	0	0.0	0.0	0	1	0	0	0	1	0	0	0	0
Oct 16	Cle	W	p	2	1	1	0.0	0.0	0	0	0	0	0	0	0	0	0	0
Oct 23	Ind	L	IA															
Oct 27	Jax	W	IA															
Nov 6	@ SD	L	IA															
Nov 13	GB																	
Nov 20	@ Ind																	
Nov 27	@ Chi																	
Dec 11	Den																	
Dec 18	@ KC																	
Dec 24	@ Jax																	
Jan 1	Hou																	
Totals				4-5	3/0	4	3	1	0.0	0.0	0	1	0	0	1	0	0	0

AUSTIN JOHNSON'S NFL STATISTICS

REGULAR SEASON				TACKLES						INTERCEPTIONS					FUMBLES				
Year	Team	GP	GS	Tot	Solo	Asst	Sk	Yds	QBP	TFL	No	Yds	Lg	TD	PD	FF	FR	Yds	SpT
2016	Tennessee	3	0	4	3	1	0.0	0.0	0	1	0	0	0	0	1	0	0	0	0
NFL Totals		3	0	4	3	1	0.0	0.0	0	1	0	0	0	0	1	0	0	0	0

Single-Game Highs

Tackles - 2 vs. Cleveland (10/16/16)

Sacks -

Passes Defensed - 1 at Miami (10/9/16)



25 RASHAD JOHNSON



SAFETY • 5'11" • 204 LBS • COLLEGE: ALABAMA
ACQUIRED: UNRESTRICTED FREE AGENT - 2016 (ARI)
NFL EXPERIENCE (NFL/TITANS): 8/1 • HOMETOWN: SULLIGENT, ALA.
GAMES PLAYED/GAMES STARTED: 107/58 (PLAYOFFS: 3/3)

PRO: Safety Rashad Johnson joined the Titans as a free agent during the 2016 offseason. The 5-foot-11-inch, 204-pounder brings a wealth of experience and playmaking ability to the Titans secondary. Throughout his career, the 2009 third-round pick has shown an uncanny knack for being around the football and making big plays on defense. Johnson's 12 interceptions from 2013 through 2015 rank seventh in the NFL during that timespan, including three picks that he returned for touchdowns. The Alabama native comes to Tennessee after spending the first seven seasons of his career as a member of the Arizona Cardinals.

CAREER HIGHLIGHTS:

- Johnson collected 12 interceptions from 2013-15. He was one of just seven players in the NFL with at least 12 interceptions over that timespan.
- Johnson has returned three interceptions for touchdowns during his career - 88-yard return against Atlanta (11/30/14), 28-yard return against Washington (10/12/14) and 53-yard return against Detroit (12/16).
- In 2015, Johnson started 14 games and tied for the team lead with a career-best five interceptions.
- In 2014, Johnson had one of his better seasons, starting all 16 games and recording a career-high 92 tackles, a team-high four interceptions (two returned for touchdowns) and six passes defended.

TITANS TIDBITS:

- Johnson established The Walk-on to Champions Foundation to provide courage, strength, and support to encourage youth to chase their dreams. His goal is to show children that the road to being a champion can start anywhere. He is dedicated to the mission that success will occur for youth that have positive role models, a commitment to their dreams and perseverance to make it happen.
- During the 2016 offseason, Johnson held the sixth annual Walk-on to Champions weekend at Sulligent High School in support of his Walk-on to Champions Foundation. During the weekend, Rashad hosted a high intensity high school skills camp, his annual Celebrity Basketball game featuring his NFL colleagues and former Alabama players and his annual Youth Football Skills camp for kids in first through eighth grade.
- Johnson attended the 2016 NFL Broadcast Bootcamp during the offseason and would like to get into sports media following his playing career.
- After redshirting in his first season at Alabama, Johnson made the switch to defense in 2005 and went on to become just the eighth player in Alabama's storied history to serve as team captain twice (as a junior and senior).
- Johnson lost the end of his left middle finger while he attempted a tackle on special teams in the second quarter of the Cardinals Week 3 matchup in New Orleans in 2013. He returned to action three games later.

CAREER TRANSACTIONS:

- The Sulligent, Ala., native was originally selected by the Arizona Cardinals in the third round (95th overall) of the 2009 NFL Draft.
- Signed by the Titans as an unrestricted free agent on March 30, 2016.

SEASON RECAPS:

2016 (7/7 - Tennessee):

- Against Minnesota (9/11), made his Titans debut with a start at safety and collected four tackles.
- At Detroit (9/18), started at safety and posted two tackles, including a stop for loss. Combined with Aaron Wallace to stuff Theo Riddick for a one-yard loss on a rush off right tackle in the second quarter.
- Against Oakland (9/25), started at safety and tallied five tackles.

- At Houston (10/2), started at safety and recorded seven tackles and a pass defended. Defended a pass intended for Ryan Griffin late in the second quarter. Stuffed Lamar Miller for a two-yard loss on a rush off right guard in the third quarter.
- At Miami (10/9), started at safety and registered two tackles.
- Against Cleveland (10/16), started at safety and notched two tackles.
- Against Indianapolis (10/23), started at safety and collected two tackles.
- Against Jacksonville (10/27), was inactive.
- At San Diego (11/6), was inactive.

2015 (14/14, 2/2 - Arizona): Started 14 games and tied for the team lead with a career-best five interceptions. Totaled 59 tackles, eight passes defended, two tackles for loss, one fumble recovery and five special teams tackles. Started both playoff games and had eight tackles, an interception and one pass defended.

- Against New Orleans (9/13), picked off Drew Brees in the third quarter and helped set up a Cardinals field goal.
- At Detroit (10/11), tied his career high with two interceptions and recovered a fumble. Marked his third career multi-interception game. Also had five tackles and two passes defended.
- At Cleveland (11/1), collected his fourth interception of the season when he picked off Josh McCown in the end zone on first play of the fourth quarter.
- At St. Louis Rams (12/6), set a new career high with his fifth interception of the season in the first quarter. Added three solo tackles, a pass defended and one special teams tackle.
- Against Green Bay (1/16), recorded first career postseason interception when he picked off Aaron Rodgers in the third quarter of Divisional Playoff.
- At Carolina (1/24), totaled four tackles in the NFC Championship Game.

2014 (16/16, 1/1 - Arizona): Started every game for the first time in his career and recorded then career highs with 92 tackles, four interceptions (two returned for touchdowns) and six passes defended. Led the team in interceptions and ranked second in tackles. Also had first career sack, a tackle for loss, one fumble recovery and three special teams tackles.

- At N.Y. Giants (9/14), recorded his first career sack and had a fumble recovery. Dropped Eli Manning for a sack on third-and-seven and forced a punt. Recovered Rashad Jennings fumble in the fourth quarter with the Giants inside the 20 and the Cardinals holding a 22-14 lead. Also had six unassisted tackles.
- Against Washington (10/12), recorded two interceptions for the second time in his career and returned one for his second career touchdown. Both interceptions came in the fourth quarter and he returned second interception 28 yards for game-sealing touchdown with 18 seconds left in the game. Also had a team-high seven tackles and one special teams tackle.
- Against Philadelphia (10/26), tied his career high with 10 tackles and also had a team-leading four passes defended, with the last one securing a 24-20 win on the final play of the game when he pushed Jordan Matthews out of bounds in the end zone before he could get his feet down.
- Against Detroit (11/16), notched third interception of the season.
- At Atlanta (11/30), picked off Matt Ryan and returned it 88 yards for a touchdown in the second quarter.
- At Carolina (1/3), recovered a Cam Newton fumble in fourth quarter of the Wild Card contest. Led team with eight tackles and had one quarterback hit.

2013 (13/7 - Arizona): Played in 13 games and made seven starts, posting then career highs with 53 tackles and three interceptions. Also had five

passes defended and tied for third on the team with six special teams tackles. Earned the team's Ed Block Courage Award. Was inactive for three games.

- At St. Louis (9/8), started the season opener for the first time in his career and registered four unassisted tackles.
- Against Detroit (9/15), led the defensive backs with a season-high seven solo tackles.
- At New Orleans (9/22), collected three unassisted tackles. Left the game in the first half after losing part of his middle finger attempting tackle of Darren Sproles on punt return.
- Against Seattle (10/17), started and led the defensive backs with five solo tackles. Also had a team-high two special teams tackles.
- Against Atlanta (10/27), recorded his first career multi-interception game with two interceptions of Matt Ryan. Also had one tackle and a season-high three passes defended.
- Against St. Louis (12/8), intercepted a Kellen Clemens pass in the fourth quarter to help set up a touchdown. Also had three solo tackles, one pass defended and one special teams tackle.
- At Tennessee (12/15), started and matched his season high with seven tackles. Also had one special teams tackle and recovered Titans onside kick attempt in the fourth quarter.

2012 (15/3 - Arizona): Appeared in 15 games with three starts and recorded two interceptions, including one that he returned for his first career touchdown. Totaled 15 tackles, one fumble recovery, and 11 special teams tackles. Also ran for 64 yards on two carries, converting first downs on two fake punts. Was inactive for one contest.

- Against Philadelphia (9/23), started at strong safety and totaled five tackles.
- Against Buffalo (10/14), ran for 24 yards on a fake punt to pick up a first down in the second quarter.
- At Atlanta (11/18), started at strong safety and picked off Matt Ryan on the first play of the game, which he returned 34 yards to the Atlanta nine-yard line to set up a touchdown.
- At N.Y. Jets (12/2), ran for 40 yards on a fake punt in the second quarter that helped set up a field goal. Also had one special teams tackle.
- Against Detroit (12/16), picked off a Matthew Stafford pass late in the second quarter and returned it 53 yards for his first career touchdown, giving the Cardinals a 21-7 halftime lead.

2011 (16/9 - Arizona): Appeared in all 16 games and made a career-high nine starts. Posted 49 tackles and added one fumble recovery, one pass defended and eight special teams tackles.

- At Minnesota (10/9), had his first career fumble recovery in the third quarter. Also had one assisted tackle and one special teams tackle.
- At Baltimore (10/30), led the team with a career-high 10 tackles.
- At San Francisco (11/20), led all defensive backs with nine tackles, including one for loss.
- Against San Francisco (12/11), made his eighth consecutive start and had three tackles, including one for loss, and two special teams tackles.

2010 (16/1 - Arizona): Played in all 16 games with one start and recorded 43 tackles, five passes defended, one interception, one forced fumble and 12 special teams tackles.

- Against Oakland (9/26), registered one tackle, one pass defended and tied for the team lead with two special teams tackles.
- At Minnesota (11/7), totaled six tackles and first career interception. His interception came with the Vikings on the Arizona two-yard line with 3:56 left in the third quarter.
- Against Seattle (11/14), started as part of a six defensive back formation

and recorded one tackle and one special teams tackle.

- Against Denver (12/12), recorded two tackles, one pass defended and first career forced fumble that was recovered by Kerry Rhodes.
- Against Dallas (12/25), had a season-high seven tackles and one pass defended.

2009 (10/1 - Arizona): As a rookie, started one of 10 games played, contributing as a backup safety and on special teams. Was inactive for six regular season contests and both postseason games.

- Against San Francisco (9/13), finished with four tackles in first career game.
- At Detroit (12/20), collected a tackle and the first pass defended of his career.
- Against Green Bay (1/3), made first career start for the injured Antrel Rolle and led the team with nine tackles.

COLLEGE:

- Started 31 of the 50 games he appeared in at Alabama, including his final 27 contests at free safety.
- Unanimous All-SEC first-team selection as a senior in 2008. Shared the Mal Moore Leadership Award with center Antoine Caldwell. Given the President's Award for perseverance in making outstanding contributions to the team's success.
- As a senior, started all 14 games at free safety, ranking second on the team with 89 tackles, including one sack and five tackles for loss. Deflected 11 passes and ranked sixth in the SEC with five interceptions for 125 yards (fifth-best season total in Tide annals) and tied the school season-record by returning two of those interceptions for touchdowns.
- As a junior, earned All-SEC first-team honors from the league's coaches as a junior. Named team captain and was chosen co-Defensive Player of the Year after starting all 13 games at free safety and leading the team with a career-high 94 tackles. Ranked second in the conference and tied for 18th in the nation with six interceptions (seventh-best single-season total in Alabama history).
- As a sophomore, played in 11 games as a reserve.
- As a redshirt freshman, made the move to the defensive side of the ball, but played strictly on special teams during the season and appeared in 12 games. Recorded eight tackles and caused one fumble.
- Redshirted as a freshman running back in 2004.
- Graduated with a degree in criminal justice from Alabama.

PERSONAL:

- Attended Sulligent High School and starred in football, basketball and track for the Blue Devils.
- Graduated ranked fifth in a senior class of only 54 students.
- Had no Division I-A college scholarship offers—the largest schools to offer him scholarships were The Citadel and North Alabama. Made an unofficial visit to Alabama, and chose to attend Alabama as a walk-on running back.
- Follow Johnson on Twitter at @49foyamind49.
- Follow Johnson on Instagram at @rashadjohnson26.
- Born Julian Rashad Johnson on Jan. 2, 1986 in Sulligent, Ala.

RASHAD JOHNSON'S GAME-BY-GAME

2009 Arizona Cardinals

Date	Opp	W/L	P/S	Tot Solo Asst	Sk - Yds	QBP	TFL	Int- Yds	TD	PD	FF	FR - Yds	SpT
Sept 13	SF	L	p	4 3 1	0.0 0.0	NA	NA	0 0 0 0 0 0 0 0	0	0	0	0	0
Sept 20	@ Jax	W	p	0 0 0	0.0 0.0	NA	NA	0 0 0 0 0 0 0 0	0	0	0	0	0
Sept 27	Ind	L	p	0 0 0	0.0 0.0	NA	NA	0 0 0 0 0 0 0 0	0	0	0	0	2
Oct 11	Hou	W	p	0 0 0	0.0 0.0	NA	NA	0 0 0 0 0 0 0 0	0	0	0	0	0
Oct 18	@ Sea	W	IA										
Oct 25	@ NYG	W	IA										
Nov 1	Car	L	IA										
Nov 8	@ Chi	W	IA										
Nov 15	Sea	W	p	0 0 0	0.0 0.0	NA	NA	0 0 0 0 0 0 0 0	0	0	0	0	1
Nov 22	@ StL	W	IA										

Nov 29	@ Ten	L	IA										
Dec 6	Min	W	p	1 1 0	0.0 0.0	NA	NA	0 0 0 0 0 0 0 0	0	0	0	0	0
Dec 14	@ SF	L	p	0 0 0	0.0 0.0	NA	NA	0 0 0 0 0 0 0 0	0	0	0	0	0
Dec 20	@ Det	W	p	1 0 1	0.0 0.0	NA	NA	0 0 0 0 0 0 0 0	0	0	0	0	1
Dec 27	StL	W	p	4 3 1	0.0 0.0	NA	NA	0 0 0 0 0 0 0 0	0	0	0	0	0
Jan 3	GB	L	S	9 5 4	0.0 0.0	NA	NA	0 0 0 0 0 0 0 0	0	0	0	0	0
Totals				10-6 10/1	19 12 7	0.0 0.0	NA NA	0 0 0 0 1 0 0 0	0	0	0	0	4
Playoffs													
Jan 10	GB	W	IA										
Jan 16	@ NO	L	IA										
Totals				1-1 0/0	0 0 0	0.0 0.0	0 0 0	0 0 0 0 0 0 0 0	0	0	0	0	0

RASHAD JOHNSON'S NFL STATISTICS

REGULAR SEASON				TACKLES							INTERCEPTIONS					FUMBLES			
Year	Team	GP	GS	Tot	Solo	Asst	Sk	Yds	QBP	TFL	No	Yds	Lg	TD	PD	FF	FR	Yds	SpT
2009	Arizona	10	1	19	12	7	0.0	0.0	NA	NA	0	0	0	0	1	0	0	0	4
2010	Arizona	16	1	43	26	17	0.0	0.0	NA	NA	1	7	7	0	5	1	0	0	12
2011	Arizona	16	9	49	37	12	0.0	0.0	NA	NA	0	0	0	0	1	0	1	0	8
2012	Arizona	15	3	15	13	2	0.0	0.0	NA	NA	2	87	53t	1	0	0	1	-1	11
2013	Arizona	13	7	53	49	4	0.0	0.0	NA	NA	3	35	18	0	5	0	0	0	6
2014	Arizona	16	16	92	75	17	1.0	9.0	NA	NA	4	146	88t	2	6	0	1	0	3
2015	Arizona	14	14	59	46	13	0.0	0.0	NA	NA	5	14	11	0	8	0	1	4	5
2016	Tennessee	7	7	24	19	5	0.0	0.0	0	1	0	0	0	0	1	0	0	0	0
NFL Totals		107	58	354	277	77	1.0	9.0	0	1	15	289	88t	3	27	1	4	3	49

PLAYOFFS				TACKLES							INTERCEPTIONS					FUMBLES			
Year	Team	GP	GS	Tot	Solo	Asst	Sk	Yds	QBP	TFL	No	Yds	Lg	TD	PD	FF	FR	Yds	SpT
2009	Arizona	0	0	0	0	0	0.0	0.0	NA	NA	0	0	0	0	0	0	0	0	0
2014	Arizona	1	1	8	6	2	0.0	0.0	NA	NA	0	0	0	0	0	0	1	0	0
2015	Arizona	2	2	8	5	3	0.0	0.0	NA	NA	1	1	1	0	1	0	0	0	1
Playoff Totals		3	3	16	11	5	0.0	0.0	NA	NA	1	1	1	0	1	0	1	0	1

Single-Game Highs

Tackles - 10 (Twice, last vs. Philadelphia 10/26/14)
 Sacks - 1 at N.Y. Giants (9/14/14)
 Interceptions - 2 (Three times, last at Detroit 10/11/15)
 Interception Long - 88t at Atlanta (11/30/14)
 Passes Defensed - 4 vs. Philadelphia (10/26/14)
 Forced Fumble - 1 vs. Denver (12/12/10)
 Fumble Recovery - 1 (Four times, last at Detroit 10/11/15)

Playoff Single-Game Highs

Tackles - 8 (Twice, last at Carolina 1/3/15)
 Interceptions - 1 vs. Green Bay (1/16/16)
 Fumble Recovery - 1 at Carolina (1/3/15)

Additional Statistics

Touchdowns - 3, 88-yard interception return at Atlanta (11/30/14); 28-yard interception return vs. Washington (10/12/14); 53-yard interception return vs. Detroit (12/16/12)
 Rushing Yards - 1 for 24 yards (fake punt) vs. Buffalo (10/14/12); 1 for 40 yards (fake punt) at N.Y. Jets (12/2/12)



60 BEN JONES

CENTER • 6'3" • 308 LBS • COLLEGE: GEORGIA
ACQUIRED: UNRESTRICTED FREE AGENT (HOU) - 2013
NFL EXPERIENCE (NFL/TITANS): 5/1 • HOMETOWN: BRENT, ALA.
GAMES PLAYED/GAMES STARTED: 73/52 (PLAYOFFS: 3/3)



PRO: The Titans signed Ben Jones early in the 2016 free agency period to bring veteran leadership and experience to the center position. The 6-foot-3-inch, 308-pounder was originally selected by the Houston Texans in the fourth round (99th overall) of the 2012 NFL Draft. The University of Georgia product is a versatile player, having started contests at center and both guard spots in his first four seasons with the Texans.

CAREER HIGHLIGHTS:

- Jones has started games at center, left guard and right guard during his NFL career and has opened holes for two 1,000-yard rushers.
- In 2015, Jones transitioned to his natural position of center and started all 16 games and the playoff contest for the Texans.
- In 2014, Jones started all 16 contests at left guard.
- As a rookie in 2012, Jones started the final 10 games of the season at right guard and was named the Texans Rookie of the Year.

TITANS TIDBITS:

- Jones switched from jersey #61 to #60 prior to his senior season at Georgia, to honor his father, Steve, a former collegiate star, who was killed in a helicopter crash when he was 10 years old.
- Jones' pregame ritual consists of walking barefoot on the field "to get a feel for the turf." The routine began before one game with his brother in high school and after enjoying success that night, it has continued ever since.

CAREER TRANSACTIONS:

- A native of Brent, Ala., Jones was originally selected by the Houston Texans in the fourth round (99th overall) of the 2012 NFL Draft.
- Signed by the Titans as an unrestricted free agent on March 10, 2016.

SEASON RECAPS:

2016 (9/9 - Tennessee):

- Against Minnesota (9/11), made his Titans debut as the starting center.
- At Detroit (9/18), started at center and blocked for an offense that amassed 363 total yards in a 16-15 comeback win.
- Against Oakland (9/25), started at center and was a part of an offensive line that helped produce 393 total yards and allow just one sack on 33 pass attempts.
- At Houston (10/2), started at center.
- At Miami (10/9), started at center and was a member of an offensive front that opened holes for Titans' rushers to gain 235 yards on the ground and did not allow a sack on 29 pass attempts.
- Against Cleveland (10/16), started at center and blocked for an offense that compiled a season-high 407 total yards, including 137 rushing yards.
- Against Indianapolis (10/23), started at center.
- Against Jacksonville (10/27), started at center and opened holes for Titans' ball carriers to accumulate 214 yards on the ground. Was a part of an offensive front that did not allow a sack in 23 pass attempts.
- At San Diego (11/6), started at center and was a part of an offensive line that did not allow a sack on 43 pass attempts.

2015 (16/16, 1/1 - Houston): Started all 16 games at center and in Wild Card Game against Kansas City (1/9). Extended his streak of consecutive regular season games played to 64, which is the second-longest active streak among NFL centers.

2014 (16/16 - Houston): Started all 16 games at left guard in his third season with the Texans.

2013 (16/1 - Houston): Played in all 16 games with one start for the Texans.

- At San Francisco (10/6), started at right guard and blocked for a ground game that produced 131 yards.

2012 (16/10, 2/2 - Houston): Appeared in all 16 games with 10 starts as a rookie. Was originally drafted as a center, but worked his way into a starting role at right guard. Was a part of seven 100-yard rushing performances by Arian Foster for the NFL's seventh-ranked offense.

- Against Miami (9/9), made his Texans and NFL debut on special teams in the season opener.
- At Jacksonville (9/17), saw action at right guard and was part of an offensive line that cleared the way for Texans running backs to rush for 216 yards and three touchdowns while not allowing Matt Schaub to be sacked.
- At Denver (9/23), helped provide protection for Matt Schaub, enabling him to tie a career-high with four touchdown passes.
- At N.Y. Jets (10/8), helped Arian Foster rush for a season-high 157 yards and a touchdown.

COLLEGE:

- Finished his collegiate career ranked third in Georgia history with 49 starts.
- Was a two-time All-SEC selection by the league's coaches and four-time SEC Offensive Lineman of the Week during his career. Was named to Georgia's Team of the Decade.
- As a senior (2011), earned All-SEC first-team honors and was rated the nation's second-best center in the draft by The NFL Draft Report. Named second-team All-SEC honoree by the Associated Press, Phil Steele and the league's coaches for his senior season.
- In his final collegiate season, served as a team captain and started all 14 games at center.
- As a junior (2010), appeared in 13 games making 12 starts. Earned All-SEC second-team honors from The NFL Draft Report.
- As a sophomore (2009), started all 13 games and was named All-SEC second-team by the league's coaches.
- As a freshman (2008), appeared in 13 games making 10 starts at center and was selected a Freshman All-American and Freshman All-SEC. Named Freshman All-American first-team by College Football News, adding second-team honors from The Sporting News and Phil Steele.
- Member of the fall 2009 Georgia Athletic Director's Honor Roll.
- Majored in Health & Physical Education at Georgia.

PERSONAL:

- Married to Alex, and the couple lives in Nashville.
- Attended Bibb County High School in Centreville, Ala., where he earned Super Prep All-Dixie Team, Prep Star All-Southeast Region and Alabama Sports Writers Association Class 5A first-team All-State honors as a senior.
- Was a standout first baseman and pitcher on Bibb County's baseball team, where in 2007 he was selected to the Tuscaloosa News West Alabama Baseball All-Star squad. Had a .345 career batting average and collected a school-record 48 RBI in 2007.
- Born Ben Jones on July 2, 1989 in Centreville, Ala.

BEN JONES' NFL STATISTICS

REGULAR SEASON

Year	Team	GP	GS
2012	Houston	16	10
2013	Houston	16	1
2014	Houston	16	16
2015	Houston	16	16
2016	Tennessee	9	9
NFL Totals		73	52

PLAYOFFS

Year	Team	GP	GS
2012	Houston	2	2
2015	Houston	1	1
NFL Totals		3	3

Starts Breakdown:


2012 - RG 10; 2013 - RG 1; 2014 - LG 16; 2015 - C 16; 2016 - C 9

Additional Career Statistics

Tackles - 2 (2014), 1 (2015)
Fumble Recoveries - 1 (2013)

Additional Career Playoff Statistics

Tackles - 2 (2015)



90 DaQUAN JONES

DEFENSIVE LINEMAN • 6'4" • 322 LBS • COLLEGE: PENN STATE
ACQUIRED: 4TH ROUND - 2014 • NFL EXPERIENCE (NFL/TITANS): 3/3
HOMETOWN: JOHNSON CITY, N.Y.
GAMES PLAYED/GAMES STARTED: 32/26 (PLAYOFFS: 0/0)



PRO: Seeking a big, physical and versatile defensive lineman, the Titans selected Penn State's DaQuan Jones in the fourth round of the 2014 NFL Draft. The 6-foot-4-inch, 322-pounder played as a reserve as a rookie but earned a full-time starting role as a 3-4 defensive end in his second season. Jones offers an impressive combination of size, athleticism, intelligence and power. He was also a leader at State College, as one of the senior players to stay with the program during a time of turmoil.

CAREER HIGHLIGHTS:

- In 2015, Jones was one of four members of the team to start all 16 games, holding down a spot at defensive end for the duration of the campaign. He totaled 67 tackles, 15 quarterback pressures, two tackles for loss and a fumble recovery.
- As a rookie in 2014, Jones played in seven games with one start. He posted his first career sack against Indianapolis on Dec. 28.
- As a senior at Penn State, Jones was named first-team All-Big Ten Conference after finishing fifth on the team with a career-high 56 tackles and a career-best three sacks.
- Jones was named Penn State's Outstanding Senior Player and the recipient of the team's Reid-Robinson Award.

TITANS TIDBITS:

- Jones majored in criminal justice at Penn State and spent a portion of his 2013 summer as an intern observing the Spring Township Police Department near State College.
- Jones entered the Penn State program after being rated the second-best offensive lineman in the nation during his playing days at Johnson City High School. He switched to the other side of the ball and made an immediate impact as a true freshman.
- Jones lists his father, Steve, as the most inspirational person in his life. Steve raised DaQuan as a single father and one of his father's greatest traits is that he works extremely hard in everything he does. Steve works as an executive chef at Cornell University.
- Jones is in the process of launching his own non-profit organization called "Create Your Legacy."

CAREER TRANSACTIONS:

- The Johnson City, N.Y., native was selected by the Titans in the fourth round (112th overall) of the 2014 NFL Draft.

SEASON RECAPS:

2016 (9/9):

- Against Minnesota (9/11), started at defensive end and collected a tackle and a quarterback pressure.
- At Detroit (9/18), started at defensive end and posted a tackle.
- Against Oakland (9/25), started at defensive end and tallied a tackle.
- At Houston (10/2), started at defensive end and recorded three tackles.
- At Miami (10/9), started at nose tackle and registered a tackle for loss. Stonewalled Kenyan Drake for a two-yard loss on a rush off right tackle late in the second quarter.
- Against Cleveland (10/16), started at nose tackle and notched a tackle and a quarterback pressure.
- Against Indianapolis (10/23), started at defensive end and collected three tackles. Teamed with David Bass to stuff Frank Gore for no gain on a rush off right guard in the fourth quarter.
- Against Jacksonville (10/27), started at defensive end and posted a tackle and two quarterback pressures.
- At San Diego (11/6), started at defensive end and tied a career-high with seven tackles and a quarterback pressure. Stopped Melvin Gordon for no

gain on a goal line rush off left guard in the third quarter.

2015 (16/16): Started all 16 games at defensive end and registered 67 tackles, 15 quarterback pressures, two stops for loss and a fumble recovery. Tied for the team lead in quarterback pressures twice in 2015 (vs. BUF, at NYJ).

- At Tampa Bay (9/13), started at defensive end and led all Titans defensive linemen with a career-high seven tackles, including a stop for loss. Teamed with Karl Klug to stuff Doug Martin for no gain on a rush off right guard at the end of the first quarter. Stuffed Jorvorskie Lane for no gain on a rush off right guard in the third quarter. Combined with Wesley Woodyard to stuff Bobby Rainey for a two-yard loss on a rush up the middle in the fourth quarter.
- Against Buffalo (10/11), started at defensive end and posted three tackles and two quarterback pressures. Combined with Zach Brown to stonewall Cierre Wood for no gain on a rush off left end in the second stanza.
- At Houston (11/1), started at defensive end and registered six tackles and a quarterback pressure. Combined with Derrick Morgan to stop Alfred Blue for no gain on a rush off right tackle in the second quarter.
- At New Orleans (11/8), started at defensive end and totaled five tackles and two quarterback pressures. Combined with Angelo Blackson to stuff Mark Ingram for no gain on a goalline rush early in the second quarter. Halted a Saints' drive by combining with Michael Griffin to stuff Mark Ingram for no gain on a third-and-one rush early in the third quarter. Stonewalled Mark Ingram for no gain on a rush off right guard late in the third quarter.
- Against Carolina (11/15), started at defensive end and tallied four tackles, including a stop for loss. Crashed through the line and dropped Jonathan Stewart for a five-yard loss on rush off left guard in the second quarter.
- Against Oakland (11/29), started at defensive end and recorded two tackles, a fumble recovery and a quarterback pressure. Recovered a Derek Carr botched snap in the fourth quarter.
- At New England (12/20), started at defensive end and tallied five tackles and a quarterback pressure. Combined with Avery Williamson to stuff Brandon Bolden for no gain on a rush off right tackle in the final stanza. Stonewalled Joey Iosefa for a one-yard loss on a rush up the middle late in the fourth quarter.

2014 (7/1): Appeared in seven games with one start at defensive end during his rookie campaign and registered 13 tackles, a sack, three quarterback pressures, two stops for loss and a forced fumble. Was inactive for eight games and did not play in one contest. Made his NFL debut at Indianapolis (9/28/14). Made his first career NFL start and notched his first career sack against Indianapolis (12/28/14). Led the team in sacks once (vs. IND).

- At Indianapolis (9/28), made his NFL debut as a reserve defensive tackle and amassed his first career tackle.
- At Philadelphia (11/23), saw action as a reserve defensive tackle and amassed two tackles, including a stop for loss. Stuffed Chris Polk for a two-yard loss on a rush up the middle in the final stanza.
- At Jacksonville (12/18), saw action as a reserve at defensive end and registered two tackles, including a stop for loss. Combined with Avery Williamson to stuff Toby Gerhart for no gain on a rush up the middle in the fourth quarter.
- Against Indianapolis (12/28), registered his first career NFL start and tallied a career-high six tackles, his first career sack, a forced fumble and two quarterback pressures. Dropped Andrew Luck for a seven-yard sack while forcing a fumble that was recovered by the Colts in the first quarter.

COLLEGE:

- Started 23 of 46 games at Penn State, with all of his starting assignments

coming during the last two seasons. Jones finished his career with 92 tackles, adding 4.5 sacks for minus 28 yards, 15.5 stops for losses totaling 55 yards, two fumble recoveries and a pass deflection.

- As a senior (2013), was first-team All-Big Ten Conference by the league's coaches and second-team All-Conference by the media and BTN.com. Was named Penn State's Outstanding Senior Player and the recipient of the team's Reid-Robinson Award. Also named to the Outland Trophy Watch List. Named Most Valuable Player by his teammates after the season. Started all 12 games at defensive tackle, finishing fifth on the team with a career-high 56 tackles (33 solos). His tackle total was the most for any interior defensive lineman in the Big Ten during the 2013 campaign. Added three sacks for minus 21 yards and led the Nittany Lions with 11.5 stops for losses of 42 yards and also recovered one fumble.
- As a junior (2012), secured a starting role during training camp and started the first 11 games at defensive tackle. Recorded 22 tackles, with an assisted sack, two stops for losses of six yards, a fumble recovery and a pass deflection. Played an instrumental role for a defense that ranked second in the Big Ten Conference and 16th nationally in scoring defense at 19.1 points per game, as the Nittany Lions held six teams to 17 or fewer points.
- As a sophomore (2011), was a top reserve at defensive tackle and played in all 13 games, recording eight tackles.
- As a freshman (2010), held out of the initial four games for a possible redshirt season, but his play in practice and potential got him on the field. Made his debut in the Big Ten-opener at Iowa and played in the final nine

games. Was one of seven true freshmen to play, registering six tackles, including a sack and two tackles for loss.

- Majored in criminal justice at Penn State.

PERSONAL:

- Single, splits time between Nashville and Johnson City, N.Y.
- Attended Johnson City (N.Y.) Senior High School and was rated as the second-best offensive lineman in the state by Rivals.com.
- Was a standout on both sides of the ball and earned four-star prospect status from Scout.com. Recorded 60 tackles as a senior.
- Totaled 70 tackles during his junior season, and also posted three sacks and recovered four fumbles.
- Served as football and basketball team captain and was also a member of the track and field team throwing the shot put.
- On Twitter: @RiDQulous_98
- On Instagram: @dqj_90
- List of favorites: (movie) "Captain America: The Winter Soldier"; (TV show) "Supernatural"; (actor) Martin Lawrence; (music artist) Jay-Z; (school subject) criminal justice; (car) Mercedes S Class; (video game) NBA 2K; (food) dad's chicken parmesan; (book) "The Five People You Meet in Heaven" by Mitch Albom; and (pro sports team as a child) Philadelphia Eagles.
- Born DaQuan Steven Jones on Dec. 27, 1991 in Johnson City, N.Y.

DaQUAN JONES' GAME-BY-GAME

2014 Tennessee Titans

Date	Opp	W/L	P/S	Tot Solo	Asst	Sk	- Yds	QBP	TFL	Int- Yds	-TD	PD	FF	FR- Yds	SpT
Sept 7	@ KC	W	IA												
Sept 14	Dal	L	IA												
Sept 21	@ Cin	L	IA												
Sept 28	@ Ind	L	p	1	0	1	0.0	0.0	0	0	0	0	0	0	0
Oct 5	Cle	L	IA												
Oct 12	Jax	W	DNP												
Oct 19	@ Was	L	p	1	0	1	0.0	0.0	0	0	0	0	0	0	0
Oct 26	Hou	L	IA												
Nov 9	@ Bal	L	p	0	0	0	0.0	0.0	0	0	0	0	0	0	0
Nov 17	Pit	L	IA												
Nov 23	@ Phi	L	p	2	1	1	0.0	0.0	0	1	0	0	0	0	0
Nov 30	@ Hou	L	IA												
Dec 7	NYG	L	IA												
Dec 14	NYJ	L	p	1	1	0	0.0	0.0	1	0	0	0	0	0	0
Dec 18	@ Jax	L	p	2	1	1	0.0	0.0	0	1	0	0	0	0	0
Dec 28	Ind	L	S	6	4	2	1.0	1.0	2	0	0	0	0	1	0
Totals				2-14	7/1	13	7	6	1.0	1.0	3	2	0	0	0

2015 Tennessee Titans

Date	Opp	W/L	P/S	Tot Solo	Asst	Sk	- Yds	QBP	TFL	Int- Yds	-TD	PD	FF	FR- Yds	SpT
Sept 13	@ TB	W	S	7	7	0	0.0	0.0	0	1	0	0	0	0	0
Sept 20	@ Cle	L	S	2	2	0	0.0	0.0	1	0	0	0	0	0	0
Sept 27	Ind	L	S	4	2	2	0.0	0.0	0	0	0	0	0	0	0
Oct 11	Buf	L	S	3	1	2	0.0	0.0	2	0	0	0	0	0	0
Oct 18	Mia	L	S	6	2	4	0.0	0.0	0	0	0	0	0	0	0
Oct 25	Atl	L	S	4	2	2	0.0	0.0	0	0	0	0	0	0	0
Nov 1	@ Hou	L	S	6	5	1	0.0	0.0	1	0	0	0	0	0	0
Nov 8	@ NO	W	S	5	4	1	0.0	0.0	2	0	0	0	0	0	0

Nov 15	Car	L	S	4	1	3	0.0	0.0	1	1	0	0	0	0	0
Nov 19	@ Jax	L	S	3	3	0	0.0	0.0	2	0	0	0	0	0	0
Nov 29	Oak	L	S	2	1	1	0.0	0.0	1	0	0	0	0	0	1
Dec 6	Jax	W	S	3	1	2	0.0	0.0	1	0	0	0	0	0	0
Dec 13	@ NYJ	L	S	3	3	0	0.0	0.0	2	0	0	0	0	0	0
Dec 20	@ NE	L	S	5	4	1	0.0	0.0	1	0	0	0	0	0	0
Dec 27	Hou	L	S	5	3	2	0.0	0.0	1	0	0	0	0	0	0
Jan 3	@ Ind	L	S	5	4	1	0.0	0.0	0	0	0	0	0	0	0
Totals				3-13	16/16	67	45	22	0.0	0.0	15	2	0	0	0

2016 Tennessee Titans

Date	Opp	W/L	P/S	Tot Solo	Asst	Sk	- Yds	QBP	TFL	Int- Yds	-TD	PD	FF	FR- Yds	SpT
Sept 11	Min	L	S	1	0	1	0.0	0.0	1	0	0	0	0	0	0
Sept 18	@ Det	W	S	1	0	1	0.0	0.0	0	0	0	0	0	0	0
Sept 25	Oak	L	S	1	0	1	0.0	0.0	0	0	0	0	0	0	0
Oct 2	@ Hou	L	S	3	3	0	0.0	0.0	0	0	0	0	0	0	0
Oct 9	@ Mia	W	S	1	1	0	0.0	0.0	0	1	0	0	0	0	0
Oct 16	Cle	W	S	1	1	0	0.0	0.0	1	0	0	0	0	0	0
Oct 23	Ind	L	S	3	2	1	0.0	0.0	0	0	0	0	0	0	0
Oct 27	Jax	W	S	1	0	1	0.0	0.0	2	0	0	0	0	0	0
Nov 6	@ SD	L	S	7	6	1	0.0	0.0	1	0	0	0	0	0	0
Nov 13	GB														
Nov 20	@ Ind														
Nov 27	@ Chi														
Dec 11	Den														
Dec 18	@ KC														
Dec 24	@ Jax														
Jan 1	Hou														
Totals				4-5	9/9	19	13	6	0.0	0.0	5	1	0	0	0

DaQUAN JONES' NFL STATISTICS

REGULAR SEASON

Year	Team	GP	GS	TACKLES				QBP	TFL	INTERCEPTIONS					FUMBLES				
				Tot	Solo	Asst	Sk			Yds	No	Yds	Lg	TD	PD	FF	FR	Yds	SpT
2014	Tennessee	7	1	13	7	6	1.0	1.0	3	2	0	0	0	0	0	1	0	0	0
2015	Tennessee	16	16	67	45	22	0.0	0.0	15	2	0	0	0	0	0	0	1	0	0
2016	Tennessee	9	9	19	13	6	0.0	0.0	5	1	0	0	0	0	0	0	0	0	0
NFL Totals		32	26	99	65	34	1.0	1.0	23	5	0	0	0	0	0	1	1	0	0

Single-Game Highs

Tackles - 7 (Twice, last at San Diego 11/6/16)

Sacks - 1 vs. Indianapolis (12/28/14)

Quarterback Pressures - 2 (Six times, last vs. Jacksonville 10/27/16)

Forced Fumble - 1 vs. Indianapolis (12/28/14)

Fumble Recovery - 1 vs. Oakland (11/29/15)



71 DENNIS KELLY

GUARD/TACKLE • 6'8" • 321 LBS • COLLEGE: PURDUE
ACQUIRED: TRADE (PHI) - 2016 • NFL EXPERIENCE (NFL/TITANS): 5/1
HOMETOWN: CHICAGO HEIGHTS, ILL.
GAMES PLAYED/GAMES STARTED: 39/18 (PLAYOFFS: 0/0)



PRO: The Titans acquired Dennis Kelly in a trade with the Philadelphia Eagles during the 2016 training camp. The 6-foot-8-inch, 321-pounder provides quality depth along the offensive front, having logged starts at right tackle, right guard and left guard during his NFL career. The 2012 fifth-round pick spent his first four NFL campaigns as a member of the Philadelphia Eagles and appeared in 30 games with 15 starts from 2012-15.

TITANS TIDBITS:

- Kelly's brother, Tim, played football at Eastern Illinois and is currently an offensive quality control coach for the Houston Texans.
- Kelly's favorite football player growing up was former Titans great Jevon Kearse.
- Kelly claims that the biggest influence on his life and career has been his entire family. "We're a Southside [Chicago] Irish family, so we share a really tight bond and they've inspired me to get to where I am today."
- Kelly went back to school during the 2014 offseason to earn his degree in organizational leadership from Purdue.
- Kelly is an avid professional wrestling fan that does not let the opportunity pass him by whenever a live WWE show is in town. He lists the Undertaker as the one person in the world he would like to have dinner with.

CAREER TRANSACTIONS:

- A native of Chicago Heights, Ill., Kelly was originally selected by the Philadelphia Eagles in the fifth round (153rd overall) of the 2012 NFL Draft.
- Traded by the Eagles to the Titans in exchange for wide receiver Dorial Green-Beckham on Aug. 16, 2016.

SEASON RECAPS:

2016 (9/3 - Tennessee):

- Against Minnesota (9/11), saw limited action as an extra tackle and on special teams.
- At Detroit (9/18), played as a reserve on special teams.
- Against Oakland (9/25), saw limited action as an extra tackle and on special teams.
- At Houston (10/2), saw limited action as a reserve at right tackle when Jack Conklin left the game briefly with an injury.
- At Miami (10/9), played as a reserve as an extra tackle and on special teams.
- Against Cleveland (10/16), made his first Titans start as an extra tight end.
- Against Indianapolis (10/23), started as an extra tight end and saw 11 snaps in that role.
- Against Jacksonville (10/27), played as a reserve as an extra tackle and helped open holes for Titans' ball carriers to accumulate 214 yards on the ground.
- At San Diego (11/6), started as an extra tight end.

2015 (14/2 - Philadelphia): Appeared in a career-high 14 games with two starts at right tackle.

2014 (3/3 - Philadelphia): Started three games for the Eagles, two at left guard and one at right guard. Was inactive for 13 contests.

- At Indianapolis (9/15), started at left guard for the first time in his career, filling in for an injured Evan Mathis

2013 (0/0 - Philadelphia): Was inactive for all 16 contests.

2012 (13/10 - Philadelphia): Played in 13 games with 10 starts as a

rookie. Made three starts at right guard and seven starts at right tackle. Did not play in three contests.

- Against Atlanta (10/28), made his first-career start at right guard.
- At Washington (11/18), started at right tackle for the first time in his career.

COLLEGE:

- Spent four seasons (2008-11) at Purdue and appeared in 42 career games, including starts in 37 consecutive games.
- Named the team's Bob Griese Offensive Most Valuable Player in both 2010 and 2011.
- Was a team co-captain and offensive MVP as a senior in 2011. Selected an All-Big Ten honorable mention choice by the conference's coaches and media. With Kelly anchoring the left tackle spot, the 2011 Boilermaker line cleared the way for a running game that produced 11 100-yard rushing games in 13 contests, including 393 yards against Southeast Missouri and 265 yards against Western Michigan in the Little Caesars Pizza Bowl.
- Named the team MVP on offense as a junior in 2010. Started in all 12 games and helped anchor an offensive line that blocked for a school-record five consecutive games with 200-plus rushing yards. Earned All-Big Ten honorable mention and Academic All-Big Ten accolades as a junior.
- Started at left tackle in all 12 games as a sophomore in 2009 and garnered Academic All-Big Ten honors.
- Appeared in five games as a reserve during his freshman campaign in 2008.
- Graduated with a degree in organizational leadership and supervision from Purdue.

PERSONAL:

- Married to Jerianna, and the couple gave birth to their first child, Eden Caroline, in July 2015. They own two dogs, Harley and Sanford.
- Attended Marian Catholic (Chicago Heights, Ill.) High School, where he was a three-year starter at tight end. Named All-area and team captain as senior and honorable mention all-area his junior year.
- Also played basketball in high school.
- Follow Kelly on Twitter: @DennisKelly67
- List of favorites: (movies) "Inception," "Boondock Saints" and "The Dark Knight" trilogy; (TV show) "How I Met Your Mother"; (book) *To Kill A Mockingbird*; (meal) his dad's spaghetti; and (musical artists) Killswitch Engage and Breaking Benjamin.
- Born Dennis Andrew Kelly on Jan. 16, 1990 in Chicago Heights, Ill.

DENNIS KELLY'S NFL STATISTICS

REGULAR SEASON

Year	Team	GP	GS
2012	Philadelphia	13	10
2013	Philadelphia	0	0
2014	Philadelphia	3	3
2015	Philadelphia	14	2
2016	Tennessee	9	3
NFL Totals		39	18

Starts Breakdown:

2012 - RG 3, RT 7; 2014 - LG 2, RG 1; 2015 - RT 2; 2016 - TE 3

Additional Career Statistics

Fumble Recovery - 2 (2015)



6 BRETT KERN

PUNTER • 6'2" • 214 LBS • COLLEGE: TOLEDO
ACQUIRED: WAIVERS - 2009 (DEN) • NFL EXPERIENCE (NFL/TITANS): 9/8
HOMETOWN: GRAND ISLAND, N.Y.
GAMES PLAYED/GAMES STARTED: 137/0 (PLAYOFFS: 0/0)



PRO: Brett Kern is a strong-legged punter that has shown a keen ability to down his kicks inside the opponents' 20-yard line. He was rewarded during the 2015 offseason with a new multi-year contract with the Titans. The ninth-year pro enters 2016 as the franchise's all-time leader in gross punting average and net punting average and ranks second in career punts, trailing only Craig Hentrich (861). He is coming off arguably his two best seasons with the Titans. In 2015, the 6-foot-2-inch, 214-pounder totaled a 47.4-yard gross average (second in franchise history), a 40.3 net average (third in franchise history), a career-high 34 punts inside the 20 (third in franchise history) and only one touchback (career low). In 2014, he broke his own franchise record for single-season net punting, averaging 40.8 net yards per attempt. He initially set the record in 2012 (40.4), the same year he set the club's single-season gross punting mark (47.6). Kern joined the Titans franchise during the 2009 season when he was claimed off waivers from the Denver Broncos.

CAREER HIGHLIGHTS:

- In 2015, Kern continued his assault on the team's all-time punting records. He launched a career-high tying 88 punts becoming the second-leading punter in franchise history, placed a career-high 34 punts inside the 20 (third in franchise history) and only one touchback (career low). He also accomplished a first-of-its-kind feat, becoming the first punter in NFL history to record 80 or more punts, a net average of 40 yards, and one or zero touchbacks in a single season. He owns the top five net punting seasons in franchise history and six of the team's top eight net punting seasons.
- In 2014, Kern booted 88 total punts for a gross average of 46.8 yards and a net average of 40.8 yards, which broke his own single-season team record (40.4-yard net average in 2012).
- In 2013, Kern punted 78 times for 3,386 yards (43.4 avg.). He placed a career-best 32 punts inside the 20-yard line with a career-low two kicks as touchbacks.
- Kern arguably had his most productive season in 2012 when he ranked fifth in the AFC with a franchise record and career-best 47.6 gross punt average. He also finished ninth in the AFC with a then-franchise record and career-high 40.4 net punting average.
- In 2009, Kern's combined average of 45.5 yards per punt with the Titans and Broncos ranked eighth in the NFL. He also downed a combined 27 punts inside the opponents' 20-yard line.
- In 2008, Kern ranked fifth in the league with a 46.7-yard punting average and was named to the All-Rookie team by Pro Football Weekly/PFWA and the Sporting News.

TITANS TIDBITS:

- Kern's father, Cal, is a former professional soccer goalie.
- Kern is an avid golfer that sports a +1 handicap. He picked the game up late in his high school years and caddied for three summers at Inverness Golf Club while in college. The course is located in Toledo, Ohio, and has hosted PGA and NCAA Championships. In 2011, Kern competed in The Vinny, a local golf fundraising tournament hosted by singers Vince Gill and Amy Grant, and finished fourth in the event.

CAREER TRANSACTIONS:

- The Grand Island, N.Y., native was originally signed by the Denver Broncos as a rookie free agent on April 28, 2008.
- Claimed by the Titans off waivers from the Broncos on Oct. 27, 2009.

SEASON RECAPS:

2016 (9/0 - Tennessee): Has registered 15 punts of 50 or more yards in 2016.

- Against Minnesota (9/11), punted five times for 231 yards (46.2 avg.) with one kick placed inside the 20-yard line. Pinned the Vikings deep in their own territory with a 35-yard punt that was fair caught at the Minnesota 10-yard line in the second quarter.
- At Detroit (9/18), punted three times for 142 yards (47.3 avg.) with one kick placed inside the 20-yard line. Pinned the Lions deep in their own territory with a 37-yard punt that was downed by Cody Riggs at the Lions' one-yard line in the second stanza.
- Against Oakland (9/25), punted six times for 311 yards (51.8 avg.) with three kicks placed inside the 20-yard line. Pinned the Raiders deep in their own territory with a 53-yard punt that was fair caught at the Oakland seven-yard line. Boomed a 40-yard punt that was fair caught at the Raiders' nine-yard line in the second quarter. Pinned the Raiders deep in their own territory with a booming 62-yard punt that went out of bounds at the Oakland 10-yard line in the third quarter.
- At Houston (10/2), punted five times for 257 yards (51.4 avg.) with one kick inside the 20-yard line and one touchback. Pinned the Texans deep in their own territory with a 40-yard punt that was downed at the Houston nine-yard line.
- At Miami (10/9), punted five times for 175 yards (35.0 avg.) with three kicks placed inside the 20-yard line.
- Against Cleveland (10/16), punted five times for 225 yards (45.0 avg.) with three kicks placed inside the 20-yard line. Pinned the Browns deep in their own territory with a 29-yard punt that was fair caught at the Cleveland eight-yard line in the second quarter. Launched a 52-yard punt that was downed at the Browns' 11-yard line in the second stanza. Flipped field position with a 46-yard punt that was fair caught at the Browns' six-yard line in the third quarter.
- Against Indianapolis (10/23), punted four times for 188 yards (47.0 avg.) with three kicks placed inside the 20-yard line. Pinned the Colts deep in their own territory with a 29-yard punt that was downed at the Indianapolis seven-yard line in the second quarter. Boomed a 48-yard punt that was downed at the Colts' seven-yard line in the second quarter. Flipped field position with a 62-yard punt in the third quarter.
- Against Jacksonville (10/27), punted four times for 155 yards (38.8 avg.) with two kicks placed inside the 20-yard line. Pinned the Jaguars deep in their own territory with a 33-yard punt that was downed at the Jacksonville nine-yard line.
- At San Diego (11/6), punted four times for 182 yards (45.5 avg.) with one kick placed inside the 20-yard line. Boomed a 55-yard punt that was fair caught at the Chargers' 13-yard line in the first quarter.

2015 (16/0 - Tennessee): Totaled 88 punts (tied for fifth place in franchise history), a 47.4-yard gross average (second in franchise history), a 40.3 net average (third in franchise history), a career-high 34 punts inside the 20 (third in franchise history) and only one touchback (career low). Accomplished a first-of-its-kind feat, becoming the first punter in NFL history to record 80 or more punts, a net average of 40 yards, and one or zero touchbacks in a single season. Boomed 42 punts of 50 or more yards in 2015. Placed a career-high seven punts inside the 20-yard line against Houston (12/27/15), which also qualified as the most ever recorded for the franchise (statistic tracked since 1976) and the most by any NFL punter in 2015. The seven punts inside the 20 also tied for the third-highest total in any NFL game since 1976. On his third punt of the day against Houston (12/27/15), passed Jim Norton (522) for second place on the franchise's all-time career punting list. Registered four punts at Tampa Bay (9/13/15) and became the third player in franchise history to reach 450 punts in a Titans/Oilers uniform.

- At Tampa Bay (9/13), punted four times for 189 yards (47.3 avg.) with one

kick placed inside the 20-yard line. Boomed a 57-yard punt in the second quarter. Pinned the Browns deep in their territory with a 38-yard punt that was downed at the two-yard line in the third quarter.

- At Cleveland (9/20), punted six times for 298 yards (49.7 avg.) with one kick inside the 20-yard line.
- Against Atlanta (10/25), punted seven times for 305 yards (43.6 avg.) with five kicks placed inside the 20-yard line. Pinned Atlanta deep in their own territory with a 36-yard punt that was fair caught at the Falcons' 12-yard line. Boomed a 54-yard punt that was fair caught at the Falcons' 15-yard line. Placed a 39-yard punt that was fair caught at the Atlanta 11-yard line in the second quarter. Pinned the Falcons deep in their own territory with a 38-yard punt that went out of bounds at the Atlanta 12-yard line.
- At Houston (11/1), posted seven punts for 349 yards (49.9 avg.) with three kicks placed inside the 20-yard line and a 45.9 net avg. Six of his seven punts went at least 50 yards or pinned the Texans inside the 20. Pinned the Texans deep in their territory with a 39-yard punt that was fair caught at the Houston 10-yard line in the second quarter. Boomed a 55-yard punt that went out of bounds at the Texans' seven-yard line.
- At New Orleans (11/8), punted five times for 253 yards (50.6 avg.) with two kicks placed inside the 20-yard line. Boomed a 55-yard punt that was downed at the New Orleans eight-yard line in the second quarter.
- At Jacksonville (11/19), appeared in his 100th game with the Titans and punted five times for 226 yards (45.2 avg.) with two kicks placed inside the 20-yard line.
- At New England (12/20), punted five times for 272 yards (54.4 avg.) with one kick placed inside the 20-yard line. Boomed a 61-yard punt that Danny Amendola later fumbled setting up the Titans' first scoring drive. Boomed a 56-yard punt that went out of bounds at the Patriots' six-yard line in the third quarter.
- Against Houston (12/27), punted a season-high nine punts for 427 yards (47.4 avg.) with a career-high seven kicks placed inside the 20-yard line. Boomed a 58-yard punt to the Texans' six-yard line in the first quarter. Pinned the Texans deep in their own territory with a 31-yard punt that went out of bounds at the Houston five-yard line. Blasted a 59-yard punt to the Texans' six-yard line in the fourth quarter. On his third punt of the day, passed Jim Norton (522) for second place on the franchise's all-time career punting list.
- At Indianapolis (1/3), punted six times for 300 yards (50.0 avg.) with two kicks placed inside the 20-yard line. Pinned the Colts deep in their own territory with a 51-yard punt to the Indianapolis nine-yard line in the opening stanza. Boomed a 52-yard punt that was fair caught at the Colts' eight-yard line in the third quarter.

2014 (16/0 - Tennessee): Appeared in all 16 games and set a franchise record with a 40.8 net punt average. Punted career-high 88 times for career-best 4,118 yards (46.8 avg.) with 28 kicks placed inside the opponents' 20-yard line. His 46.8 gross average was the third-highest of his career. Boomed 37 punts of 50 or more yards in 2014. Notched a 48.8-yard net average at Baltimore (11/9/14), the third best of his career and the fourth best in team history. Notched a career-long and franchise-tying long 79-yard punt against Indianapolis (12/28/14).

- At Kansas City (9/7), punted six times for 304 yards with three kicks placed inside the 20-yard line. Boomed a 63-yard punt in the first quarter and nailed a 56-yard punt that forced the returner out of bounds at the Chiefs' two-yard line in the second quarter. His 50.7 gross average was his highest since Dec. 30, 2012 (51.0 against Jacksonville), and his 63-yard punt was his longest since a 63-yarder on Sept. 22, 2013 against the Chargers.
- At Indianapolis (9/28), saw action in his 100th career regular season game and punted six times for 265 yards (44.2 avg.) with two kicks placed inside the 20-yard line. Pinned the Colts deep in their own territory with a 35-yard punt that was fair caught at the Indianapolis nine-yard line in the third quarter.
- Against Jacksonville (10/12), punted five times for 249 yards (49.8 avg.) with a three kicks placed inside the 20-yard line. Flipped field position by booming a 69-yard punt in the fourth quarter. It was the third-longest punt of his career and his longest since Dec. 2, 2012 against the Houston Texans (70 yards).
- Against Houston (10/26), totaled six punts for a 51.7-yard gross average and a 48.7 net average with two punts placed inside the 20. His net average at the time was the third best of his career and the fourth best in team history (minimum four punts). In the third quarter, he booted a punt that went 62 yards and pinned the Texans on their own two-yard line. His six punts gave him 400 total punts in a Titans uniform. He became the fourth player in franchise history to reach 400 punts, joining Craig Hentrich

(861), Jim Norton (519) and Cliff Parsley (429).

- At Baltimore (11/9), punted eight times for 414 yards (51.8 avg.) with a 48.8 net avg. His 48.8-yard net average was the third best of his career and the fourth best in team history. Boomed a 58-yard punt to the Ravens' 18-yard line in the fourth quarter.
- Against N.Y. Giants (12/7), punted six times for 284 yards (47.3 avg.). In the third quarter, recorded the 500th punt of his seven-year NFL career. He also moved past Cliff Parsley (431 career punts) for third place on the team's all-time career punts list.
- Against N.Y. Jets (12/14), punted six times for 295 yards (49.2 avg.) with three kicks placed inside the 20-yard line. Pinned the Jets deep in their own territory with a 49-yard punt that was fair caught at the New York seven-yard line in the second quarter. Placed a 38-yard punt that was fair caught at the Jets' 10-yard line in the second stanza. On his third punt of the game, which marked his 432nd punt as a member of the Titans, he moved past Cliff Parsley (431 career punts) for third place on the team's all-time punting list.
- Against Indianapolis (12/28), punted seven times for 383 yards (54.7 avg.) with a career-long punt of 79 yards. Three of his kicks were placed inside the 20-yard line. His 79-yarder broke his previous career long of 71 yards (at Miami on Nov. 11, 2012) and tied the franchise record. Jim Norton set the record against Kansas City on Nov. 22, 1964, and it never was equaled until Kern's attempt. Kern punted seven times against the Colts for a gross average of 54.7 yards per punt, a net average of 46.1 yards per punt and three punts inside the 20. His gross average was the third-highest of his career.

2013 (16/0 - Tennessee): Appeared in all 16 games and punted 78 times for 3,386 yards (43.4 avg.). Placed a career-best 32 punts inside the 20-yard line with a career-low two kicks as touchbacks. Set a career-high and a franchise record by placing six punts inside the 20-yard line against Houston (12/29/13). Boomed 24 punts of 50 or more yards in 2013.

- Against San Diego (9/22), punted three times for 140 yards (46.7 avg.) with two kicks placed inside the 20-yard line and a long of 63 yards. Flipped field position with a 63-yard punt that was downed at the Chargers' 17-yard line in the first quarter. Was credited with one rush for zero yards after fumbling a snap in the second quarter. Pinned the Chargers deep in their own territory with a 35-yard punt that was downed at the San Diego 11-yard line in the fourth quarter.
 - Against N.Y. Jets (9/29), punted seven times for 293 yards (41.9 avg.) and tied a career-best with four kicks inside the 20-yard line. Boomed a 53-yard punt to the Jets' 15-yard line in the second quarter. Nailed a 50-yard punt to the Jets' 12-yard line early in the third quarter. Pinned the Jets deep in their territory with a 34-yard punt that was downed by Tommie Campbell at the New York one-yard line in the third quarter. Boomed a 54-yard punt to the Jets' 24-yard line in the third stanza.
 - Against Kansas City (10/6), punted six times for 272 yards (45.3 avg.) with two kicks inside the 20-yard line. Boomed a 56-yard punt to the Chiefs' 12-yard line in the first quarter.
 - At Denver (12/8), punted four times for 201 yards (50.3 avg.) with a long punt of 62 yards. Boomed a 62-yard punt to the Broncos' 15-yard line in the second quarter.
 - Against Arizona (12/15), punted three times for 145 yards (48.3 avg.) with two kicks placed inside the 20-yard line. Pinned the Cardinals deep in their own territory with a 51-yard punt that was downed at the Arizona three-yard line in the second quarter.
 - Against Houston (12/29), punted six times for 253 yards (42.2 avg.) and set a franchise record with all six kicks being placed inside the 20-yard line. Pinned the Texans at their own five-yard line with a 38-yard punt late in the third quarter. Boomed a 53-yard punt that was fair caught at the Houston 10-yard line. Nailed a 56-yard punt that went out of bounds at the Texans' nine-yard line.
- 2012 (16/0 - Tennessee):** Appeared in all 16 games and ranked fifth in the AFC with a franchise record 47.6 gross punt average. Ranked ninth in the AFC with a franchise record 40.4 net punting average. Posted career-highs with 10 punts and 391 punt yards against N.Y. Jets (12/17/12). Ranked third in franchise history with a career-best 49.0 net punting average at Jacksonville (11/25/12). Boomed a career-long 71-yard punt at Miami (11/11/12). Boomed 34 punts of 50 or more yards in 2012.
- Against New England (9/9), punted four times for 209 yards (52.3 avg.) and placed two punts inside the 20-yard line. Flipped field position by booming a 56-yard punt in the opening quarter. Nailed a 54-yard punt to the Patriots' eight-yard line late in the second quarter. Lined up in the back of the end zone and booted a 55-yard punt in the third quarter.

- At San Diego (9/16), punted seven times for a then career-best 361 yards (51.6 avg.). Notched the third-best net punt average in franchise history with a then career-high 48.6 net punt average. Boomed a 63-yard punt to the Chargers' 25-yard line in the second quarter. Nailed a 54-yard punt that was marked out of bounds at the Chargers' 16-yard line in the third quarter.
- At Houston (9/30), punted seven times for 326 yards (46.6 avg.) and placed two kicks inside the 20-yard line. Boomed a 50-yard punt to the Texans' 14-yard line in the first quarter. Pinned the Texans deep in their own territory with a 52-yard punt to the Houston 12-yard line in the second stanza. Placed a 33-yard punt that was downed at the Houston seven-yard line. Blasted a 60-yard punt to the Texans' 14-yard line late in the third quarter.
- Against Pittsburgh (10/11), punted five times for 261 yards (52.2 avg.) with two kicks placed inside the 20-yard line. Boomed a 61-yard punt to the Steelers' 15-yard line in the second quarter. Flipped field position by nailing a 58-yard punt late in the second quarter.
- At Miami (11/11), punted four times for 208 yards (52.0 avg.) with a net avg. of 48.0 yards. Placed three kicks inside the 20-yard line. Boomed a career-long 71-yard punt that rolled out of bounds at the Dolphins' 15-yard line in the first quarter. Nailed a 50-yard punt to the Dolphins' 14-yard line in the second quarter. Placed a 36-yard punt that was downed at the Miami eight-yard line in the fourth quarter.
- At Jacksonville (11/25), punted four times for 201 yards (50.3 avg.) and posted a career-best 49.0 net punting average. The net punting average ranked third in Titans' franchise history.
- Against Houston (12/2), punted six times for 303 yards (50.5 avg.) with two kicks inside the 20-yard line. Boomed a 70-yard punt to flip field position in the first quarter. Pinned the Texans deep in their own territory with a 40-yard punt that was downed at the Houston one-yard line in the second quarter. Registered a special teams tackle on coverage units.
- At Indianapolis (12/9), punted three times for 165 yards (55.0 avg.) with one kick placed inside the 20-yard line. Boomed a 53-yard punt to the Colts' 16-yard line in the second quarter. Nailed a 57-yard punt to the Colts' 13-yard line late in the fourth quarter.
- Against N.Y. Jets (12/17), punted a career-best 10 times for a career-high 391 yards with four kicks placed inside the 20-yard line. Pinned the Jets deep in their territory with a 44-yard punt that was fair-caught at the New York seven-yard line in the second quarter. Flipped field position with a 43-yard punt that fair-caught at the Jets' eight-yard line in the fourth quarter.

2011 (16/0 – Tennessee): Appeared in all 16 games and set a new franchise record with his 39.4-yard net average, topping Craig Hentrich's previous franchise high of 39.2 yards, set in 1998. Registered a career-high 86 punts for 3,747 yards (43.6 avg.). Set a career-high with 31 punts placed inside the 20-yard line in 2011. Ranked seventh in the AFC with a 39.4-yard net punt avg. Boomed 22 punts of 50 or more yards in 2011.

- Against Baltimore (9/18), punted three times for 119 yards with two punts placed inside the 20-yard line. Nailed a 55-yard punt in the first quarter. Pinned the Ravens deep in their own territory with a 33-yard punt that was downed by Gerald McRath at the Baltimore four-yard line in the opening stanza.
- Against Denver (9/25), punted four times for 176 yards (44.0 avg.). Boomed a 62-yard punt in the first quarter. Nailed a 51-yard punt later in the opening stanza. Kept a Titans' scoring drive alive by scooping up an errant snap and racing 21 yards down the right sideline in the second quarter.
- Against Houston (10/23), punted seven times for 319 yards (45.6 avg.) with two kicks inside the 20-yard line. Tallied a 44-yard punt that was downed at the Texans' eight-yard line in the first quarter. Boomed a 54-yard punt in the second quarter that went out of bounds at the Texans' six-yard line. Launched a 53-yard punt early in the third quarter.
- Against Indianapolis (10/30), tied a career-high with eight punts for 330 yards (41.3 avg.). Placed a 30-yard punt that was fair caught at the Colts' 13-yard line late in the first stanza. Boomed a 55-yard punt in the third quarter and a 54-yard punt in the final stanza.
- At Indianapolis (12/18), punted seven times for 329 yards (47.0 avg.) with a 45.0-yard net avg. Boomed a 55-yard punt to the Colts' 14-yard line in the first quarter. Nailed a 58-yard punt early in the second stanza.
- Against Jacksonville (12/24), punted four times for 172 yards (43.0 avg.) with three kicks placed inside the 20-yard line. Nailed a 47-yard punt that was downed at the Jaguars' three-yard line in the first quarter. Placed a 30-yard punt that was downed at the Jaguars' eight-yard line in the second stanza. Boomed a 51-yard punt that was fair caught at the Jaguars' 16-yard line in the third quarter.
- At Houston (1/1), punted six times for 286 yards (47.7 avg.) and tied a

season-best with four kicks placed inside the 20-yard line and a 45.8 net avg. Placed a 35-yard punt that was downed at the Texans' 10-yard line in the first quarter. Nailed a 47-yard punt that was downed at the Texans' three-yard line in the second stanza. Boomed a 58-yard punt in the third quarter. Booted a 52-yard punt that went out of bounds at the Texans' five-yard line in the fourth quarter.

2010 (16/0 – Tennessee): Appeared in all 16 games and finished fifth in the AFC with a 39.1-yard net avg. Registered career-highs with 77 punts, 3,302 yards and 39.1 net avg. Tied a career high with four punts inside the 20-yard line at San Diego (10/31/10). Set new career-high with 352 punt yards at Kansas City (12/26/10). Boomed a career-best 68-yard punt against Philadelphia (10/24/10).

- Against Oakland (9/12), punted four times for 200 yards (50.0 avg.) with two kicks placed inside the 20-yard line. Booted a 37-yard punt that was downed at the Raiders' nine-yard line in the second quarter. Boomed a 59-yard punt in the fourth quarter.
- At N.Y. Giants (9/26), punted five times for 214 yards (42.8 avg.). Placed a 37-yard punt that was downed by Michael Griffin at the Giants' one-yard line, which led to a Titans' safety in the third quarter. Boomed a 55-yard punt in the third quarter.
- At Jacksonville (10/18), punted twice for 98 yards (49.0 avg.) with one kick placed inside the Jaguars' 20-yard line. Boomed a 51-yard punt to the Jaguars' seven-yard line and Mike Thomas registered a one-yard loss on the return in the first quarter.
- At San Diego (10/31), punted six times for 279 yards (46.5 avg.) and tied a career high by placing four punts inside the Chargers' 20-yard line. Placed a 35-yard punt that was downed at the San Diego nine-yard line. Boomed a 63-yard punt late in the third quarter. Nailed a 48-yard punt that was downed at the Chargers' three-yard line.
- At Houston (11/28), punted seven times for 328 yards (46.9 avg.) with two kicks placed inside the 20-yard line. Boomed a 56-yard punt to the Houston nine-yard line in the first quarter. Nailed a 50-yard punt later in the opening stanza. Booted a 56-yard punt to the Houston 15-yard line in the third quarter.

2009 (6/0 - Denver; 10/0 - Tennessee): In 10 games with Titans, punted 37 times for 1,665 yards with 18 punts placed inside the 20-yard line and ranked fourth in the AFC with a 45.5 gross avg. Appeared in the first six games with the Denver Broncos and punted 27 times for 1,245 yards (46.1 avg.) while placing nine punts inside the 20-yard line.

- Against Dallas (10/4), boomed six punts for 305 yards (50.8 avg.) with two kicks downed inside the 20-yard line. Nailed four punts for a 55.3 average from Denver territory.
- Against Jacksonville (11/1), made his Titans debut and punted four times for 193 yards (48.3 avg.) with three punts placed inside the 20-yard line in the Titans' 30-13 victory. Boomed a 55-yard punt that sailed out of bounds at the Jaguars' seven-yard line in the second quarter. Nailed a 51-yard punt that was downed at the Jaguars' seven-yard line during the final stanza. Perfectly placed a 37-yard punt that was downed at the Jaguars' three-yard line late in the fourth quarter.
- Against Arizona (11/29), punted four times for 184 yards (46.0 avg.) with two kicks placed inside the 20-yard line in the Titans' 20-17 come-from-behind victory. Placed a 38-yard punt that was downed at the Cardinals' 10-yard line in the fourth quarter.
- At Seattle (1/3), punted four times for 214 yards (53.5 avg.), including a career-best 46.5 net avg. and a career-long 67-yard punt in the Titans' season-ending 17-13 victory. Nailed a 56-yard punt to the Seahawks' 19-yard line in the second quarter. Booted a career-best 67-yard punt in the second stanza.

2008 (16/0 - Denver): Appeared in all 16 games and ranked fifth in the league with a 46.7-yard gross punting average that marked the third-best season total by a Bronco in club history (min. 45 punts). Received all-rookie honors from Pro Football Weekly/PFWA and The Sporting News. Punted 46 times for 2,150 yards (46.7 gross / 37.8 net) with 13 punts placed inside the 20-yard line. Tied for the third-fewest touchbacks in the NFL with four, marking the fewest in a season by a Bronco with at least 45 punts since 1997 (Tom Rouen, 4).

- Against San Diego (9/14), punted three times for 161 yards (53.7 avg.)
- Against Tampa Bay (10/5), posted five punts for 248 yards (49.6 avg.) with two kicks placed inside the 20-yard line.
- At N.Y. Jets (11/30), nailed five punts for 214 yards (42.8 avg.) with four kicks inside the 20-yard line.

COLLEGE:

- Played 47 career games at the University of Toledo, punting 189 times for 7,994 yards (42.3 avg.) with 59 punts placed inside the 20-yard line.
- Ranked second in the nation in gross punting average (46.1 yds., 52 punts for 2,399 yards) and was a finalist for the Ray Guy Award (nation's best punter) as a senior.
- Earned third team All-America honors as a senior as the only player from the Mid-American Conference to receive Associated Press All-America honors.
- Named Mid-American Conference's Special Teams Player of the Year as a senior.
- Earned a bachelor's degree in geography from Toledo and posted a 3.38 grade point average while earning CoSIDA second-team academic all-district recognition as a senior.

PERSONAL:

- Married to Tiffany Kern and the couple has a son, Bryce Jeremiah and

two daughters, Anelle Naomi and Quinn Eliana.

- Was a two-time first-team all-state selection at Grand Island High School in Grand Island, N.Y., and averaged 39 yards per punt as a senior and 42.5 yards per punt as a junior.
- Also played basketball and was a long jumper and high hurdler on the track team in high school.
- Follow Kern on Twitter and on Instagram: @brettkern6.
- List of favorites: (movie) "Shooter"; (TV show) "Gold Rush"; (music artist) LeCrae, Thousand Foot Krutch, KB, tobyMac; (school subject) geography; (car) 1969 Dodge Charger; (video game) "FIFA," "Tiger Woods PGA Golf"; (food) spaghetti; and (book) the Bible.
- Born Brett Alan Kern on Feb. 17, 1986, in Grand Island, N.Y.

BRETT KERN'S GAME-BY-GAME

2008 Denver Broncos

Date	Opp	W/L	No	Yds	Avg	Net	TB	In 20	Lg	Blk
Sept 8	@ Oak	W	2	80	40.0	38.5	0	1	42	0
Sept 14	SD	W	3	161	53.7	42.0	1	1	64	0
Sept 21	NO	W	2	105	52.5	37.5	0	0	56	0
Sept 28	@ KC	L	2	77	38.5	38.0	0	0	51	0
Oct 5	TB	W	5	248	49.6	45.8	0	2	63	0
Oct 12	Jax	L	4	192	48.0	39.5	1	0	52	0
Oct 20	@ NE	L	5	243	48.6	32.0	1	1	62	0
Nov 2	Mia	L	4	185	46.3	45.0	0	3	61	0
Nov 6	@ Cle	W	1	29	29.0	24.0	0	0	29	0
Nov 16	@ Atl	W	3	127	42.3	39.3	0	1	52	0
Nov 23	Oak	L	2	112	56.0	11.5	0	0	60	0
Nov 30	@ NYJ	W	5	214	42.8	41.4	0	4	52	0
Dec 7	KC	W	1	52	52.0	20.0	0	0	52	0
Dec 14	@ Car	L	5	241	48.2	39.8	1	0	57	0
Dec 21	Buf	L	0	0	0.0	0.0	0	0	0	0
Dec 28	@ SD	L	2	84	42.0	34.0	0	0	46	0
Totals		8-8	46	2,150	46.7	37.8	4	13	64	0

2009 Denver Broncos/Tennessee Titans

Date	Opp	W/L	No	Yds	Avg	Net	TB	In 20	Lg	Blk
Sept 13	@ Cin	W	8	340	42.5	36.4	0	3	56	0
Sept 20	Cle	W	2	109	54.5	42.5	0	1	57	0
Sept 27	@ Oak	W	2	81	40.5	27.0	1	0	48	0
Oct 4	Dal	W	6	305	50.8	41.7	2	2	62	0
Oct 11	NE	W	5	231	46.2	37.8	1	2	64	0
Oct 19	@ SD	W	4	179	44.8	15.5	2	1	50	0
Nov 1	Jax	W	4	193	48.3	43.3	1	3	55	0
Nov 8	@ SF	W	5	217	43.4	44.0	0	2	57	0
Nov 15	Buf	W	3	119	39.7	31.3	0	2	58	0
Nov 23	@ Hou	W	4	176	44.0	41.5	0	2	51	0
Nov 29	Ari	W	4	184	46.0	41.3	1	2	56	0
Dec 6	@ Ind	L	2	78	39.0	39.0	0	1	46	0
Dec 13	StL	W	3	115	38.3	36.3	0	1	54	0
Dec 20	Mia	W	5	244	48.8	44.0	1	2	59	0
Dec 25	SD	L	3	125	41.7	39.7	0	2	46	0
Jan 3	@ Sea	W	4	214	53.5	46.5	1	1	67	0
Totals		14-2	64	2,910	45.5	38.5	10	27	67	0

* First six games with Denver; final 10 games with Tennessee

2010 Tennessee Titans

Date	Opp	W/L	No	Yds	Avg	Net	TB	In 20	Lg	Blk
Sept 12	Oak	W	4	200	50.0	44.5	0	2	60	0
Sept 19	Pit	L	5	244	48.8	42.2	0	1	57	0
Sept 26	@ NYG	W	5	214	42.8	36.6	1	1	55	0
Oct 3	Den	L	6	245	40.8	31.5	1	0	60	0
Oct 10	@ Dal	W	5	174	34.8	34.6	0	2	45	0
Oct 18	@ Jax	W	2	98	49.0	50.0	0	1	51	0
Oct 24	Phi	W	4	192	48.0	44.0	0	0	68	0
Oct 31	@ SD	L	6	279	46.5	44.2	0	4	63	0
Nov 14	@ Mia	L	5	209	41.8	37.8	1	2	52	0
Nov 21	Was	L	5	169	33.8	31.4	0	2	51	0
Nov 28	@ Hou	L	7	328	46.9	43.6	0	2	56	0
Dec 5	Jax	L	2	72	36.0	36.0	0	0	40	0
Dec 9	Ind	L	4	165	41.3	41.3	0	0	46	0
Dec 19	Hou	W	4	150	37.5	34.5	0	2	46	0
Dec 26	@ KC	L	8	352	44.0	37.0	1	3	58	0
Jan 2	@ Ind	L	5	211	42.2	42.2	0	2	48	0
Totals		6-10	77	3,302	42.9	39.1	4	24	68	0

2011 Tennessee Titans

Date	Opp	W/L	No	Yds	Avg	Net	TB	In 20	Lg	Blk
Sept 11	@ Jax	L	7	291	41.6	34.3	1	2	48	0
Sept 18	Bal	W	3	119	39.7	38.3	0	2	55	0
Sept 25	Den	W	4	176	44.0	32.3	0	0	62	0
Oct 2	@ Cle	W	6	237	39.5	36.5	0	2	64	0
Oct 9	@ Pit	L	4	169	42.3	42.3	0	1	44	0
Oct 23	Hou	L	7	319	45.6	42.7	1	2	54	0
Oct 30	Ind	W	8	330	41.3	34.1	2	2	55	0
Nov 6	Cin	L	7	320	45.7	41.6	1	1	54	0
Nov 13	@ Car	W	5	221	44.2	38.2	1	1	48	0
Nov 20	@ Atl	L	5	225	45.0	39.6	0	0	57	0
Nov 27	TB	W	3	88	29.3	29.3	0	3	41	0
Dec 4	@ Buf	W	5	239	47.8	45.8	0	4	57	0
Dec 11	NO	L	5	226	45.2	37.6	1	1	52	0
Dec 18	@ Ind	L	7	329	47.0	45.0	0	3	58	0
Dec 24	Jax	W	4	172	43.0	41.8	0	3	51	0
Jan 1	@ Hou	W	6	286	47.7	45.8	0	4	58	0
Totals		9-7	86	3,747	43.6	39.4	7	31	64	0

2012 Tennessee Titans

Date	Opp	W/L	No	Yds	Avg	Net	TB	In 20	Lg	Blk
Sept 9	NE	L	4	209	52.3	45.5	0	2	56	0
Sept 16	@ SD	L	7	361	51.6	48.6	1	3	63	0
Sept 23	Det	W	1	41	41.0	41.0	0	0	41	0
Sept 30	@ Hou	L	7	326	46.6	41.7	0	2	60	0
Oct 7	@ Min	L	6	256	42.7	42.8	0	3	53	0
Oct 11	Pit	W	5	261	52.2	44.8	1	2	61	0
Oct 21	@ Buf	W	3	124	41.3	34.7	1	2	57	0
Oct 28	Ind	L	3	130	43.3	39.0	0	1	61	0
Nov 4	Chi	L	6	299	49.8	30.0	1	1	59	1
Nov 11	@ Mia	W	4	208	52.0	48.0	0	3	71	0
Nov 25	@ Jax	L	4	201	50.3	49.0	0	1	57	0
Dec 2	Hou	L	6	303	50.5	39.3	0	2	70	0
Dec 9	@ Ind	L	3	165	55.0	47.0	0	1	57	0
Dec 17	NYJ	W	10	391	39.1	36.4	1	4	55	0
Dec 23	@ GB	L	8	376	47.0	34.4	0	2	54	0
Dec 30	Jax	W	4	204	51.0	35.8	0	1	55	1
Totals		6-10	81	3,855	47.6	40.4	5	30	71	2

2013 Tennessee Titans

Date	Opp	W/L	No	Yds	Avg	Net	TB	In 20	Lg	Blk
Sept 8	@ Pit	W	5	208	41.6	41.4	0	4	55	0
Sept 15	@ Hou	L	8	382	47.8	46.6	0	1	54	0
Sept 22	SD	W	3	140	46.7	44.3	0	2	63	0
Sept 29	NYJ	W	7	293	41.9	40.9	0	4	54	0
Oct 6	KC	L	6	272	45.3	38.8	0	2	56	0
Oct 13	@ Sea	L	4	140	35.0	31.3	0	1	46	0
Oct 20	SF	L	6	263	43.8	43.8	0	3	55	0
Nov 3	@ StL	W	5	228	45.6	35.0	1	1	55	0
Nov 10	Jax	L	5	219	43.8	42.6	0	1	53	0
Nov 14	Ind	L	3	117	39.0	34.0	0	0	48	0
Nov 24	@ Oak	W	4	163	40.8	29.0	0	1	49	1
Dec 1	@ Ind	L	6	222	37.0	32.2	0	4	35	0
Dec 8	@ Den	L	4	201	50.3	43.5	0	0	62	0
Dec 15	Ari	L	3	145	48.3	48.3	0	2	51	0
Dec 22	@ Jax	W	3	140	46.7	38.7	1	0	50	0
Dec 29	Hou	W	6	253	42.2	42.2	0	6	56	0
Totals		7-9	78	3,386	43.4	39.7	2	32	63	1

BRETT KERN'S GAME-BY-GAME CONT.

2014 Tennessee Titans

Date	Opp	W/L	No	Yds	Avg	Net	TB	In 20	Lg	Blk
Sept 7	@ KC	W	6	304	50.7	42.8	0	3	63	0
Sept 14	Dal	L	5	225	45.0	38.0	1	1	54	0
Sept 21	@ Cin	L	4	141	35.3	25.3	2	0	45	0
Sept 28	@ Ind	L	6	265	44.2	41.8	0	2	55	0
Oct 5	Cle	L	4	188	47.0	34.8	0	1	54	1
Oct 12	Jax	W	5	249	49.8	39.8	2	3	69	0
Oct 19	@ Was	L	5	196	39.2	39.0	0	2	44	0
Oct 26	Hou	L	6	310	51.7	48.7	0	2	62	0
Nov 9	@ Bal	L	8	414	51.8	48.8	0	0	58	0
Nov 17	Pit	L	4	141	35.3	31.8	0	2	51	0
Nov 23	@ Phi	L	6	294	49.0	40.7	0	2	57	0
Nov 30	@ Hou	L	5	226	45.2	41.2	0	2	58	0
Dec 7	NYG	L	6	284	47.3	39.2	0	1	55	0
Dec 14	NYJ	L	6	295	49.2	45.3	0	3	56	0
Dec 18	@ Jax	L	5	203	40.6	34.4	1	1	51	0
Dec 28	Ind	L	7	383	54.7	46.1	1	3	79	0
Totals	2-14		88	4,118	46.8	40.8	7	28	79	1

2015 Tennessee Titans

Date	Opp	W/L	No	Yds	Avg	Net	TB	In 20	Lg	Blk
Sept 13	@ TB	W	4	189	47.3	43.0	0	1	57	0
Sept 20	@ Cle	L	6	298	49.7	24.0	0	1	55	0
Sept 27	Ind	L	5	212	42.4	42.4	0	2	49	0
Oct 11	Buf	L	6	251	41.8	31.8	1	3	58	0
Oct 18	Mia	L	3	125	41.7	39.7	0	2	61	0
Oct 25	Atl	L	7	305	43.6	41.9	0	5	54	0
Nov 1	@ Hou	L	7	349	49.9	45.9	0	3	60	0
Nov 8	@ NO	W	5	253	50.6	46.4	0	2	56	0

Nov 15	Car	L	5	259	51.8	39.6	0	0	56	0
Nov 19	@ Jax	L	5	226	45.2	30.0	0	2	56	0
Nov 29	Oak	L	6	287	47.8	39.7	0	1	60	0
Dec 6	Jax	W	3	133	44.3	38.3	0	1	51	0
Dec 13	@ NYJ	L	6	289	48.2	42.8	0	1	55	0
Dec 20	@ NE	L	5	272	54.4	47.2	0	1	61	0
Dec 27	Hou	L	9	427	47.4	43.3	0	7	60	0
Jan 3	@ Ind	L	6	300	50.0	47.0	0	2	52	0
Totals	3-13		88	4,175	47.4	40.3	1	34	61	0

2016 Tennessee Titans

Date	Opp	W/L	No	Yds	Avg	Net	TB	In 20	Lg	Blk
Sept 11	Min	L	5	231	46.2	38.4	1	1	64	0
Sept 18	@ Det	W	3	142	47.3	39.7	0	1	54	0
Sept 25	Oak	L	6	311	51.8	45.5	0	3	62	0
Oct 2	@ Hou	L	5	257	51.4	30.6	1	1	71	0
Oct 9	@ Mia	W	5	175	35.0	17.8	0	3	51	0
Oct 16	Cle	W	5	225	45.0	43.8	0	3	52	0
Oct 23	Ind	L	4	188	47.0	42.5	0	3	62	0
Oct 27	Jax	W	4	155	38.8	38.8	0	2	44	0
Nov 6	@ SD	L	4	182	45.5	44.8	0	1	55	0
Nov 13	GB									
Nov 20	@ Ind									
Nov 27	@ Chi									
Dec 11	Den									
Dec 18	@ KC									
Dec 24	@ Jax									
Jan 1	Hou									
Totals	4-5		41	1,866	45.5	37.8	2	18	71	0

BRETT KERN'S NFL STATISTICS

REGULAR SEASON


Year	Team	GP	No.	PUNTING								
				Yds	Avg	Ret	Yds	TB	In	Lg	Blk	Net
2008	Denver	16	46	2,150	46.7	28	330	4	13	64	0	37.8
2009	Denver/Tennessee	16	64	2,910	45.5	27	249	10	27	67	0	38.5
2010	Tennessee	16	77	3,302	42.9	35	214	4	24	68	0	39.1
2011	Tennessee	16	86	3,747	43.6	36	221	7	31	64	0	39.4
2012	Tennessee	16	81	3,855	47.6	39	405	5	30	71	2	40.4
2013	Tennessee	16	78	3,386	43.4	35	210	2	32	63	1	39.7
2014	Tennessee	16	88	4,118	46.8	43	350	7	28	79	1	40.8
2015	Tennessee	16	88	4,175	47.4	47	605	1	34	61	0	40.3
2016	Tennessee	9	41	1,866	45.5	21	277	2	18	71	0	37.8
NFL Totals		137	649	29,509	45.5	311	2861	42	237	79	4	39.5

Single-Game Highs

Punts - 10 vs. N.Y. Jets (12/17/12)
 Yards - 427 vs. Houston (12/27/15)
 Gross Avg. - 56.0 vs. Oakland (11/23/08)
 Net Avg. - 49.0 at Jacksonville (11/25/12)
 Long Punt - 79 vs. Indianapolis (12/28/14)
 In20 - 7 vs. Houston (12/27/15)

Additional Statistics

Special Teams Tackles - 0 (2008), 0 (2009), 0 (2010), 1 (2012)
 Rushing - 1 rush for 21 yards vs. Denver (9/25/11)



64 JOSH KLINE

GUARD • 6'3" • 300 LBS • COLLEGE: KENT STATE

ACQUIRED: WAIVERS (NE) - 2016

NFL EXPERIENCE (NFL/TITANS): 4/1 • HOMETOWN: MASON, OHIO

GAMES PLAYED/GAMES STARTED: 40/25 (PLAYOFFS: 4/3)



Super Bowl: 2014

PRO: The Titans claimed Josh Kline off waivers from the New England Patriots prior to the start of 2016 regular season to add competition, experience and depth to the interior of the offensive line. The 6-foot-3-inch, 300-pounder spent the first three seasons of his NFL career with the New England Patriots and was a member of their 2014 Super Bowl championship team.

TITANS TIDBITS:

- Kline was a standout wrestler in high school, winning the state title as a senior and finishing with a 45-1 record that year.

CAREER TRANSACTIONS:

- A native of Mason, Ohio, Kline was originally signed by the New England Patriots as a rookie free agent on May 3, 2013.
- Released by the Patriots on Sept. 2, 2013 and signed to the team's practice squad on Sept. 4, 2013.
- Signed by the Patriots to their active roster from the practice squad on Sept. 7, 2013.
- Released by the Patriots on Sept. 11, 2013 and signed to the team's practice squad on Sept. 13, 2013.
- Signed by the Patriots to their active roster from the practice squad on Nov. 2, 2013.
- Released by the Patriots on Sept. 7, 2016.
- Claimed by the Titans off waivers from the Patriots on Sept. 8, 2016.

SEASON RECAPS:

2016 (7/7 - Tennessee):

- Against Minnesota (9/11), was inactive.
- At Detroit (9/18), was inactive.
- Against Oakland (9/25), started at right guard and was a part of an offensive line that helped produce 393 total yards and allow just one sack on 33 pass attempts.
- At Houston (10/2), started at right guard.
- At Miami (10/9), started at right guard and was a member of an offensive front that opened holes for Titans' rushers to gain 235 yards on the ground and did not allow a sack on 29 pass attempts.
- Against Cleveland (10/16), started at right guard and blocked for an offense that compiled a season-high 407 total yards, including 137 rushing yards.
- Against Indianapolis (10/23), started at right guard.
- Against Jacksonville (10/27), started at right guard and opened holes for Titans' ball carriers to accumulate 214 yards on the ground. Was a part of an offensive front that did not allow a sack in 23 pass attempts.
- At San Diego (11/6), started at right guard and was a part of an offensive line that did not allow a sack on 43 pass attempts.

2015 (14/13, 2/2 - New England): Played in 14 regular season games with 13 starts - seven at right guard and six at left guard. Due to injuries and rotations, appeared at both guard spots in several games throughout the season. Started at left guard for both playoff contests. Was inactive due to injury twice.

- Against Washington (11/8), started at right guard and rotated between both guard positions in the win. Despite injuries and changes to the rotation, the Patriots rushed for 161 yards rushing and did not allow a sack in the game.

2014 (12/4, 2/1 - New England): Played in 12 regular season games with four starts - two at right guard and two at left guard. Played in two playoff

games and made his first career playoff start at right guard in the AFC Championship win. Was inactive for four games.

- At Buffalo (10/12), started his first game of the season at right guard in the win when Ryan Wendell replaced an injured Bryan Stork at center.
- Against Seattle (2/1), dressed but did not play in the Super Bowl XLIX win.

2013 (7/1, 0/0 - New England): Played in seven regular-season games with one start. Spent majority of the season on the practice squad with two separate stints on the 53-man roster. Was active but did not play in the postseason.

- Against Pittsburgh (11/3), appeared in his first NFL game coming in at left guard for the final play kneel down.
- At Miami (12/15), came on to play left guard after Nate Solder left with a head injury and Logan Mankins slid over to left tackle.
- At Baltimore (12/22), made the first start of his career at left guard in place of Logan Mankins starting at left tackle for an injured Nate Solder.

COLLEGE:

- Appeared at right guard, right tackle and on special teams in four seasons after redshirting as a freshman.
- Named to Phil Steele's All-MAC team and earned second-team All-MAC honors as a senior.
- As a senior, played primarily at left guard. Earned second-team all Mid-American Conference honors as the Golden Flashes had their best season in 40 years, going 11-3 overall, winning the MAC East title and playing in the MAC Championship Game.
- As a junior in 2011, started 12 games making seven starts at right tackle before sliding inside to right guard for the final five games.
- As a sophomore in 2010, started in eight of 12 games.
- Redshirted in 2008 before playing in all 12 games of his redshirt freshman campaign in 2009.
- Majored in history at Kent State.

PERSONAL:

- Married his wife, Natalie, this past offseason.
- Was two-time second-team all-conference pick at Mason (Ohio) High School.
- Played tackle and center, earning second-team All-Greater Miami Conference honors as the Comets' center his senior year.
- Born Josh Kline on Dec. 29, 1989 in Hoffman Estates, Ill.

JOSH KLINE'S NFL STATISTICS

REGULAR SEASON

Year	Team	GP	GS
2013	New England	7	1
2014	New England	12	4
2015	New England	14	13
2016	Tennessee	7	7
NFL Totals		40	25

PLAYOFFS

Year	Team	GP	GS
2013	New England	0	0
2014	New England	2	1
2015	New England	2	2
NFL Totals		4	3

Starts Breakdown:

2013 - LG 1; 2014 - 2 LG, 2 RG (Playoffs - 1 RG); 2015 - 7 RG, 6 LG (Playoffs - 2 LG); 2016 - RG 7

Additional Career Statistics

Tackles - 1 (2015)



97 KARL KLUG

DEFENSIVE LINE • 6'3" • 278 LBS • COLLEGE: IOWA
ACQUIRED: 5TH ROUND - 2011 • NFL EXPERIENCE (NFL/TITANS): 6/6
HOMETOWN: CALEDONIA, MINN.
GAMES PLAYED/GAMES STARTED: 89/7 (PLAYOFFS: 0/0)



PRO: The Titans used their fifth-round pick in the 2011 NFL Draft on Iowa's Karl Klug (pronounced KLOOG). A largely unheralded selection at the time, Klug proceeded to assemble one of the top seasons in franchise history by a rookie defensive lineman and followed that with four more seasons as one of the team's most consistent contributors on the defensive line. He never missed a game in his first five seasons. A blue-collar athlete who plays with tremendous effort and quickness, he led the Titans in 2011 with seven sacks, which also tied for sixth among all NFL rookies and tied for fourth among all NFL defensive tackles. His 3.5 sacks during his second season gave him more total sacks (10.5) than any other Titans defender during that time period. He followed with a pair of two-sack seasons in 2013 and 2014 and four sacks in 2015.

CAREER HIGHLIGHTS:

- In 2015, Klug set a career high with 19 quarterback pressures and recorded four sacks, which was the second-highest total of his career.
- Against the N.Y. Jets on Sept. 29, 2013, he strip-sacked Geno Smith for a 16-yard loss and recovered the loose ball in the end zone for his first career touchdown.
- In 2012, Klug played in all 16 games for a second consecutive season. His 3.5 sacks gave him a team-high 10.5 total sacks from 2011–2012.
- As a rookie in 2011, Klug compiled a team-high seven sacks. The total tied for sixth place in sacks among all NFL rookies, tied for fourth among all NFL defensive tackles, and led all NFL rookie defensive tackles.
- During his four-year career at Iowa, Klug appeared in 40 games with 26 consecutive starts to end his career. Tallied 140 tackles, including 31 stops for loss, 9.5 sacks, eight quarterback pressures, eight passes defended, four forced fumbles and a fumble recovery.

TITANS TIDBITS:

- Klug has an identical twin brother, Kevin, who played linebacker at Minnesota State University, Mankato. As high school teammates, Kevin played fullback, opening holes for Karl, the team's running back. Kevin now owns and operates Klug Fitness, a mobile fitness business in Nashville. He also has toured with Lady Antebellum and Sam Hunt as a personal trainer. Karl and Kevin have an older sister, Kelsey.
- Klug's small hometown of Caledonia calls itself the "Wild Turkey Capital of Minnesota" and "The Heart of Quilt Country."
- Klug arrived on Iowa's campus as an undersized defender who weighed only 207 pounds at the time.

CAREER TRANSACTIONS:

- The Caledonia, Minn., native was selected by the Titans in the fifth round (142nd overall) of the 2011 NFL Draft.

SEASON RECAPS:

- 2016 (9/2):** Has led the team in quarterback pressures once in 2016 (at MIA). Has tied for the team lead in passes defended once in 2016 (at MIA).
- Against Minnesota (9/11), saw action as a reserve on the defensive line and collected two tackles.
 - At Detroit (9/18), saw significant action as a reserve at defensive tackle and posted four tackles, including a sack and two quarterback pressures. Sacked Matthew Stafford for a six-yard loss in the fourth quarter.
 - Against Oakland (9/25), played as a reserve at defensive tackle and tallied a tackle and two quarterback pressures.
 - At Houston (10/2), saw action as a reserve at defensive tackle and tied a career-high with five tackles. Teamed with Avery Williamson to stuff Alfred Blue for no gain on a rush off left guard in the second quarter.
 - At Miami (10/9), started at defensive end and registered two tackles and

a team-high four quarterback pressures.

- Against Cleveland (10/16), started at defensive end and notched three tackles, including a stop for loss and two quarterback pressures. Forced a Browns' field goal by dropping Isaiah Crowell for a five-yard loss on third-and-one in the opening quarter.
- Against Indianapolis (10/23), played as a reserve at defensive tackle and collected three tackles, including a half sack, a quarterback pressure and a pass defended. Forced a Colts' field goal by combining with Derrick Morgan to sack Andrew Luck for a six-yard loss in the third quarter. Halted a Colts' drive by batting down a third-and-five pass intended for T.Y. Hilton in the fourth quarter.
- Against Jacksonville (10/27), saw action as a reserve at defensive tackle.
- At San Diego (11/6), played as a reserve at defensive tackle and tallied two tackles and a quarterback pressure.

2015 (16/0): Appeared in all 16 games for the fifth consecutive season and finished third on the team with 19 quarterback pressures. Registered 26 tackles, four sacks, a pass defended and forced fumble. Led or tied for the team lead in sacks three times in 2015 (at HOU, at NYJ, at NE). Tied for the team lead in quarterback pressures four times (vs. MIA, vs. OAK, at NYJ, at NE).

- At Tampa Bay (9/13), saw action as a reserve at defensive tackle and collected four tackles and two quarterback pressures. Teamed with DaQuan Jones to stuff Doug Martin for no gain on a rush off right guard at the end of the first quarter.
- Against Indianapolis (9/27), played as a reserve at defensive end and totaled three tackles, including a sack and a quarterback pressure. Ended an Indianapolis drive by sacking Andrew Luck for a five-yard loss and forcing a fumble that was recovered by the Colts on third-and-seven early in the third quarter.
- At Houston (11/1), saw action as a reserve at defensive end and registered a sack. Ended a Texans' drive by dropping Brian Hoyer for an eight-yard sack on third-and-seven in the second quarter.
- Against Jacksonville (12/6), played as a reserve at defensive tackle and posted two tackles and a half sack. Combined with Da'Norris Searcy to drop Blake Bortles for an 11-yard sack on fourth-and-four during the Jaguars' final drive in the fourth quarter.
- At N.Y. Jets (12/13), saw action as a reserve at defensive tackle and amassed three tackles, a sack and two quarterback pressures. Ended a Jets' drive by dropping Ryan Fitzpatrick for a seven-yard sack on third-and-nine late in the third quarter.
- At New England (12/20), played as a reserve at defensive tackle and tallied four tackles, including a half sack and three quarterback pressures. Teamed with Angelo Blackson to drop Tom Brady for a seven-yard sack in the fourth quarter.

2014 (16/0): Played in all 16 games for the fourth consecutive season. Registered 31 tackles, two sacks, five quarterback pressures and five stops for loss. Caught one pass for nine yards as a fullback against the N.Y. Giants (12/7/14). Returned two kickoffs for 32 yards. Tied for the team lead in sacks once in 2014 (at KC). Led the team in quarterback pressures once in 2014 (vs. NYJ).

- At Kansas City (9/7), saw action as a reserve at defensive tackle and collected two tackles, including a sack and a quarterback pressure. Ended a Chiefs' drive by sacking Alex Smith for a seven-yard loss on third-and-10 in the third quarter.
- Against Jacksonville (10/12), played as a reserve at defensive tackle and totaled two tackles, including a sack. Dropped Blake Bortles for an eight-yard sack in the second quarter.

- At Washington (10/19), played as a reserve at defensive end and collected two tackles for loss. Stopped Alfred Morris for a one-yard loss on a rush off left end in the third stanza. On the next play, stonewalled Roy Helu for a seven-yard loss on a screen pass. Returned a squib kickoff for 12 yards.
- At Baltimore (11/9), saw action as a reserve at defensive tackle and tallied two tackles, including a stop for loss. Stuffed Bernard Pierce for a one-yard loss on a rush up the middle in the third quarter.
- At Houston (11/30), played as a reserve at defensive tackle and notched three tackles, including a stop for loss and a quarterback pressure. Teamed with Al Woods to stuff Jonathan Grimes for a four-yard loss on a rush off right tackle in the final stanza.
- Against N.Y. Giants (12/7), played as a reserve at defensive tackle and as a short-yardage fullback. Collected his first career reception for seven yards. Converted a fourth-and-one by hauling in his first career catch for nine yards in the second quarter.
- Against N.Y. Jets (12/14), saw action as a reserve at defensive tackle and collected two tackles, including a team-high three quarterback pressures and a tackle for loss. Stuffed Chris Johnson for a one-yard loss on a rush up the middle late in the second quarter.

2013 (16/3): Played in all 16 games with three starts at defensive tackle and registered 26 tackles, two sacks, four quarterback pressures, two passes defended, two forced fumbles and a fumble recovery for a touchdown. Led or tied for the team lead in quarterback pressures three times (vs. KC, at OAK, vs. HOU).

- Against N.Y. Jets (9/29), posted three tackles, including a strip sack that he recovered for a touchdown. Jolted through the middle and strip-sacked Geno Smith for a 16-yard loss while recovering the loose ball in the end zone for touchdown to make the score 31-6 with 11:45 left to play in the final stanza.
- At Indianapolis (12/1), amassed three tackles, a sack, a forced fumble, a quarterback pressure and a pass defended. Batted down a pass at the line of scrimmage that was intended for Darrius Heyward-Bey in the second quarter. Teamed with George Wilson to stuff Donald Brown for no gain on a rush up the middle in the second quarter. Strip-sacked Andrew Luck for a seven-yard loss, but the loose ball was recovered by the signal caller.
- At Denver (12/8), started at defensive end and totaled a career-high five tackles.

2012 (16/1): Saw action in all 16 games with a start at defensive tackle and posted 12 tackles, 3.5 sacks, five quarterback pressures, a tackle for loss and a pass defended. Led the team in sacks once (at IND). Tied for the team lead in quarterback pressures twice (vs. NE, vs. JAX). Tied a career-high with two sacks at Indianapolis (12/9/12).

- At Jacksonville (11/25), collected his first sack of the season. Halted a Jaguars' drive and got the Titans' offense the ball back with a two-yard sack on third-and-10 in the fourth quarter.
- At Indianapolis (12/9), tallied three tackles, including two sacks, a tackle for loss, a quarterback pressure and a pass defended. Dropped Andrew Luck for a six-yard sack in the second quarter. Ended a Colts' drive by sacking Luck for a 10-yard loss on third-and-seven late in the second quarter. Batted down a pass intended for T.Y. Hilton at the line of scrimmage.
- Against Jacksonville (12/30), recorded a tackle, including a half sack and two quarterback pressures. Ended a Jaguars' drive by combining with Akeem Ayers to sack Chad Henne for a four-yard loss on fourth-and-two late in the fourth quarter.

2011 (16/1): As a rookie, appeared in all 16 games with one start at defensive tackle and led the team with seven sacks. Totaled 32 tackles, 10 quarterback pressures, two tackles for loss, four passes defended and two forced fumbles. Registered his first career NFL sack and the first two forced fumbles of his career against Baltimore (9/18/11). Led or tied for the team lead in sacks six times in 2011 (vs. BAL, at CLE, vs. IND, at BUF, vs. NO, vs. JAX). Tied for the team lead in quarterback pressures once in 2011 (vs. IND). Made his first career NFL start at Atlanta (11/20/11).

- At Jacksonville (9/11), played as a reserve in his first career NFL contest and posted four tackles, including a stop for loss.
- Against Baltimore (9/18), saw action as a reserve at defensive tackle and tallied a sack and two forced fumbles. Stuffed Ricky Williams for a two-yard loss and forced a fumble that was recovered by Jordan Babineaux early in the second quarter. Had an eight-yard strip-sack of Joe Flacco but the loose ball was recovered by the Ravens late in the second quarter.
- At Cleveland (10/2), collected three solo tackles, including a sack. Kept

contain and dropped Joshua Cribbs for a seven-yard sack on a reverse pass play on third-and-six in the first quarter.

- Against Indianapolis (10/30), posted two solo tackles, a sack, three quarterback pressures and a pass defended. Halted a Colts' drive by dropping Curtis Painter for an eight-yard sack on third-and-11 in the second quarter.
- At Atlanta (11/20), made his first career NFL start at defensive tackle and collected two tackles.
- Against Tampa Bay (11/27), posted a tackle, a pass defended and two quarterback pressures.
- At Buffalo (12/4), tallied a sack and a pass defended. Ended a Bills' drive by dropping Ryan Fitzpatrick for a six-yard sack on third-and-six in the third quarter. Batted down a pass intended for David Nelson at the line of scrimmage in the third quarter.
- Against New Orleans (12/11), recorded three tackles, including a season-high two sacks and a quarterback pressure. Dropped Drew Brees for a seven-yard sack late in the second quarter. Halted a Saints' drive and got the Titans' offense the ball back by sacking Brees for a seven-yard loss on third-and-four in the fourth quarter.
- Against Jacksonville (12/24), halted a Jaguars' drive by sacking Blaine Gabbert for an 11-yard loss on third-and-seven in the third quarter.

COLLEGE:

- During his four-year career at Iowa, Klug appeared in 40 games with 26 consecutive starts to end his career. Tallied 140 tackles, including 31 stops for loss, 9.5 sacks, eight quarterback pressures, eight passes defended, four forced fumbles and a fumble recovery.
- As a senior (2010), started all 13 games at defensive tackle and led team with 13 tackles for loss and 5.5 sacks. Posted 57 total tackles en route to earning second-team All-Big Ten honors from league coaches and media and second-team All-Big Ten by Phil Steele's College Football. Honors also included Roy J. Carver Most Valuable Player Award on defense, Iron Hawk Award and Hayden Fry "Extra Heartbeat" Award. Was named a permanent team captain on defense and was selected to participate in East-West Shrine Game. Was one of seven seniors named to 2010 Leadership Group.
- As a junior (2009), started all 13 games at defensive tackle, recording 65 tackles, 13 tackles for loss, four sacks, five passes defended and two forced fumbles. Named first team All-Big Ten by Sporting News and honorable mention All-Big Ten by league coaches. Received the Hustle Team Award for defense.
- As a sophomore (2008), played in 12 games and posted 17 tackles, five tackles for loss, two sacks and a forced fumble.
- As a redshirt freshman (2007), suffered foot injury during pre-season drills and appeared in just one game (vs. Minnesota) and posted one tackle.
- Redshirted in 2006.
- Graduated in December 2010 with a degree in recreational management.

PERSONAL:

- Lives in Franklin, Tenn., with his wife, Stacy, son, Rylan, and daughter, Cora.
- Named first-team All-State as a senior at Caledonia (Minn.) High School after recording 77 tackles and 20 sacks at defensive end. Also had 1,212 rushing yards and 15 touchdowns. Also named to the Minnesota Vikings All-State team, *LaCrosse Tribune* Player of the Year and was a two-time first-team All-Conference player, including Player of the Year as a senior.
- Notched 89 tackles and 18 sacks as a junior.
- Was a three-year wrestling and two-year letterman in track.
- List of favorites: (movie) "Dumb and Dumber"; (TV shows) "SportsCenter" and "Everybody Loves Raymond"; (actor) Will Smith; (music artist) Red Hot Chili Peppers; (school subject) math; (car) 1998 Oldsmobile Cutlass; (book) "Heaven is For Real" by Todd Burpo; (video game) Halo; (food) steak and potatoes; (childhood sports hero) John Randle; and (sports teams as a child) "all the Minnesota teams."
- Born Karl Rainer Klug on March 31, 1988 in La Crosse, Wis.

KARL KLUG'S GAME-BY-GAME

2011 Tennessee Titans

Date	Opp	W/L	P/S	Tot Solo	Asst	Sk - Yds	QBP	TFL	Int - Yds	-TD	PD	FF	FR - Yds	SpT			
Sept 11	@ Jax	L	p	4	2	2	0.0	0.0	0	1	0	0	0	0	0	0	
Sept 18	Bal	W	p	1	1	0	1.0	4.0	0	0	0	0	0	2	0	0	
Sept 25	Den	W	p	1	0	1	0.0	0.0	1	0	0	0	1	0	0	0	
Oct 2	@ Cle	W	p	3	3	0	1.0	7.0	0	0	0	0	0	0	0	0	
Oct 9	@ Pit	L	p	1	0	1	0.0	0.0	0	0	0	0	0	0	0	0	
Oct 23	Hou	L	p	3	3	0	0.0	0.0	0	0	0	0	0	0	0	0	
Oct 30	Ind	W	p	2	2	0	1.0	8.0	3	0	0	0	1	0	0	0	
Nov 6	Cin	L	p	2	1	1	0.0	0.0	2	0	0	0	0	0	0	0	
Nov 13	@ Car	W	p	2	1	1	0.0	0.0	0	1	0	0	0	0	0	0	
Nov 20	@ Atl	L	S	2	1	1	0.0	0.0	0	0	0	0	0	0	0	0	
Nov 27	TB	W	p	1	0	1	0.0	0.0	2	0	0	0	0	1	0	0	
Dec 4	@ Buf	W	p	1	1	0	1.0	6.0	0	0	0	0	1	0	0	0	
Dec 11	NO	L	p	3	2	1	2.0	14.0	1	0	0	0	0	0	0	0	
Dec 18	@ Ind	L	p	1	0	1	0.0	0.0	0	0	0	0	0	0	0	0	
Dec 24	Jax	W	p	2	1	1	1.0	11.0	0	0	0	0	0	0	0	0	
Jan 1	@ Hou	W	p	3	0	3	0.0	0.0	1	0	0	0	0	0	0	0	
Totals			9-7	16/1	32	18	14	7.0	50.0	10	2	0	0	4	2	0	0

2012 Tennessee Titans

Date	Opp	W/L	P/S	Tot Solo	Asst	Sk - Yds	QBP	TFL	Int - Yds	-TD	PD	FF	FR - Yds	SpT			
Sept 9	NE	L	S	0	0	0	0.0	0.0	1	0	0	0	0	0	0	0	
Sept 16	@ SD	L	p	1	1	0	0.0	0.0	0	0	0	0	0	0	0	0	
Sept 23	Det	W	p	2	0	2	0.0	0.0	0	0	0	0	0	0	0	0	
Sept 30	@ Hou	L	p	1	0	1	0.0	0.0	0	0	0	0	0	0	0	0	
Oct 7	@ Min	L	p	1	0	1	0.0	0.0	1	0	0	0	0	0	0	0	
Oct 11	Pit	W	p	1	1	0	0.0	0.0	0	0	0	0	0	0	0	0	
Oct 21	@ Buf	W	p	0	0	0	0.0	0.0	0	0	0	0	0	0	0	0	
Oct 28	Ind	L	p	0	0	0	0.0	0.0	0	0	0	0	0	0	0	0	
Nov 4	Chi	L	p	0	0	0	0.0	0.0	0	0	0	0	0	0	0	0	
Nov 11	@ Mia	W	p	1	1	0	0.0	0.0	0	0	0	0	0	0	0	0	
Nov 25	@ Jax	L	p	1	1	0	1.0	2.0	0	0	0	0	0	0	0	0	
Dec 2	Hou	L	p	0	0	0	0.0	0.0	0	0	0	0	0	0	0	0	
Dec 9	@ Ind	L	p	3	3	0	2.0	16.0	1	1	0	0	0	1	0	0	
Dec 17	NYJ	W	p	0	0	0	0.0	0.0	0	0	0	0	0	0	0	0	
Dec 23	@ GB	L	p	0	0	0	0.0	0.0	0	0	0	0	0	0	0	0	
Dec 30	Jax	W	p	1	1	0	0.5	2.0	2	0	0	0	0	0	0	0	
Totals			6-10	16/1	12	8	4	3.5	20.0	5	1	0	0	1	0	0	0

2013 Tennessee Titans

Date	Opp	W/L	P/S	Tot Solo	Asst	Sk - Yds	QBP	TFL	Int - Yds	-TD	PD	FF	FR - Yds	SpT				
Sept 8	@ Pit	W	p	2	0	2	0.0	0.0	0	0	0	0	0	0	0	0		
Sept 15	@ Hou	L	S	1	1	0	0.0	0.0	0	0	0	0	0	0	0	0		
Sept 22	SD	W	p	3	2	1	0.0	0.0	0	0	0	0	0	0	0	0		
Sept 29	NYJ	W	p	3	1	2	1.0	16.0	0	0	0	0	0	1	1	0		
Oct 6	KC	L	p	2	1	1	0.0	0.0	1	0	0	0	0	0	0	0		
Oct 13	@ Sea	L	p	1	1	0	0.0	0.0	0	0	0	0	0	0	0	0		
Oct 20	SF	L	p	1	0	1	0.0	0.0	0	0	0	0	0	0	0	0		
Nov 3	@ StL	W	p	1	1	0	0.0	0.0	0	0	0	0	0	0	0	0		
Nov 10	Jax	L	S	0	0	0	0.0	0.0	0	0	0	0	0	0	0	0		
Nov 14	Ind	L	p	1	1	0	0.0	0.0	0	0	0	0	0	0	0	0		
Nov 24	@ Oak	W	p	0	0	0	0.0	0.0	1	0	0	0	0	0	0	0		
Dec 1	@ Ind	L	p	3	2	1	1.0	7.0	1	0	0	0	1	1	0	0		
Dec 8	@ Den	L	S	5	1	4	0.0	0.0	0	0	0	0	0	0	0	0		
Dec 15	Ari	L	p	0	0	0	0.0	0.0	0	0	0	0	1	0	0	0		
Dec 22	@ Jax	W	p	1	1	0	0.0	0.0	0	0	0	0	0	0	0	0		
Dec 29	Hou	W	p	2	2	0	0.0	0.0	1	0	0	0	0	0	0	0		
Totals			7-9	16/3	26	14	12	2.0	23.0	4	0	0	0	2	2	1	0	0

2014 Tennessee Titans

Date	Opp	W/L	P/S	Tot Solo	Asst	Sk - Yds	QBP	TFL	Int - Yds	-TD	PD	FF	FR - Yds	SpT				
Sept 7	@ KC	W	p	2	1	1	1.0	7.0	1	0	0	0	0	0	0	0		
Sept 14	Dal	L	p	3	2	1	0.0	0.0	0	0	0	0	0	0	0	0		
Sept 21	@ Cin	L	p	2	1	1	0.0	0.0	0	0	0	0	0	0	0	0		
Sept 28	@ Ind	L	p	4	2	2	0.0	0.0	0	0	0	0	0	0	0	0		
Oct 5	Cle	L	p	0	0	0	0.0	0.0	0	0	0	0	0	0	0	0		
Oct 12	Jax	W	p	2	1	1	1.0	8.0	0	0	0	0	0	0	0	0		
Oct 19	@ Was	L	p	2	2	0	0.0	0.0	0	2	0	0	0	0	0	0		
Oct 26	Hou	L	p	3	2	1	0.0	0.0	0	0	0	0	0	0	0	0		
Nov 9	@ Bal	L	p	2	2	0	0.0	0.0	0	0	0	0	0	0	0	0		
Nov 17	Pit	L	p	2	2	0	0.0	0.0	0	0	0	0	0	0	0	0		
Nov 23	@ Phi	L	p	3	1	2	0.0	0.0	0	0	0	0	0	0	0	0		
Nov 30	@ Hou	L	p	3	2	1	0.0	0.0	1	1	0	0	0	0	0	0		
Dec 7	NYG	L	p	0	0	0	0.0	0.0	0	0	0	0	0	0	0	0		
Dec 14	NYJ	L	p	2	2	0	0.0	0.0	3	1	0	0	0	0	0	0		
Dec 18	@ Jax	L	p	1	1	0	0.0	0.0	0	1	0	0	0	0	0	0		
Dec 28	Ind	L	p	0	0	0	0.0	0.0	0	0	0	0	0	0	0	0		
Totals			2-14	16/0	31	21	10	2.0	15.0	5	5	0	0	0	0	0	0	0

2015 Tennessee Titans

Date	Opp	W/L	P/S	Tot Solo	Asst	Sk - Yds	QBP	TFL	Int - Yds	-TD	PD	FF	FR - Yds	SpT				
Sept 13	@ TB	W	p	4	1	3	0.0	0.0	2	0	0	0	0	0	0	0		
Sept 20	@ Cle	L	p	0	0	0	0.0	0.0	0	0	0	0	0	0	0	0		
Sept 27	Ind	L	p	3	2	1	1.0	4.0	1	0	0	0	0	1	0	0		
Oct 11	Buf	L	p	0	0	0	0.0	0.0	0	0	0	0	0	0	0	0		
Oct 18	Mia	L	p	0	0	0	0.0	0.0	1	0	0	0	0	0	0	0		
Oct 25	Atl	L	p	1	0	1	0.0	0.0	1	0	0	0	0	0	0	0		
Nov 1	@ Hou	L	p	1	1	0	1.0	8.0	0	0	0	0	0	0	0	0		
Nov 8	@ NO	W	p	2	0	2	0.0	0.0	1	0	0	0	0	0	0	0		
Nov 15	Car	L	p	0	0	0	0.0	0.0	1	0	0	0	0	0	0	0		
Nov 19	@ Jax	L	p	1	1	0	0.0	0.0	2	0	0	0	0	0	0	0		
Nov 29	Oak	L	p	1	0	1	0.0	0.0	2	0	0	0	0	1	0	0		
Dec 6	Jax	W	p	2	1	1	0.5	5.5	0	0	0	0	0	0	0	0		
Dec 13	@ NYJ	L	p	3	3	0	1.0	7.0	2	0	0	0	0	0	0	0		
Dec 20	@ NE	L	p	4	2	2	0.5	3.5	3	0	0	0	0	0	0	0		
Dec 27	Hou	L	p	3	2	1	0.0	0.0	1	0	0	0	0	0	0	0		
Jan 3	@ Ind	L	p	1	0	1	0.0	0.0	2	0	0	0	0	0	0	0		
Totals			3-13	16/0	26	13	13	4.0	28.0	19	0	0	0	0	1	1	0	0

2016 Tennessee Titans

Date	Opp	W/L	P/S	Tot Solo	Asst	Sk - Yds	QBP	TFL	Int - Yds	-TD	PD	FF	FR - Yds	SpT		
Sept 11	Min	L	p	2	2	0	0.0	0.0	0	0	0	0	0	0	0	0
Sept 18	@ Det	W	p	4	3	1	1.0	6.0	2	0	0	0	0	0	0	0
Sept 25	Oak	L	p	1	0	1	0.0	0.0	2	0	0	0	0	0	0	0
Oct 2	@ Hou	L	p	5	2	3	0.0	0.0	0	0	0	0	0	0	0	0
Oct 9	@ Mia	W	S	2	2	0	0.0	0.0	4	0	0	0	0	0	0	0
Oct 16	Cle	W	S	3	3	0	0.0	0.0	2	1	0	0	0	0	0	0
Oct 23	Ind	L	p	3	0	3	0.5	3.0	1	0	0	0	0	1	0	0
Oct 27	Jax	W	p	0	0	0	0.0	0.0	0	0	0	0	0	0	0	0
Nov 6	@ SD	L	p	2	1	1	0.0	0.0	1	0	0	0	0	0	0	0
Nov 13	GB															

KARL KLUG'S NFL STATISTICS

REGULAR SEASON		TACKLES									INTERCEPTIONS					FUMBLES			
Year	Team	GP	GS	Tot	Solo	Asst	Sk	Yds	QBP	TFL	No	Yds	Lg	TD	PD	FF	FR	Yds	SpT
2011	Tennessee	16	1	32	18	14	7.0	50.0	10	2	0	0	0	0	4	2	0	0	0
2012	Tennessee	16	1	12	8	4	3.5	20.0	5	1	0	0	0	0	1	0	0	0	0
2013	Tennessee	16	3	26	14	12	2.0	23.0	4	0	0	0	0	2	2	1	0	0	
2014	Tennessee	16	0	31	21	10	2.0	15.0	5	5	0	0	0	0	0	0	0	0	0
2015	Tennessee	16	0	26	13	13	4.0	28.0	19	0	0	0	0	1	1	0	0	0	
2016	Tennessee	9	2	22	13	9	1.5	9.0	12	1	0	0	0	1	0	0	0	0	
NFL Totals		89	7	149	87	62	20.0	145.0	55	9	0	0	0	0	9	5	1	0	0

Single-Game Highs

Tackles - **5 (Twice, last at Houston 10/2/16)**
 Sacks - 2 (Twice, last at Indianapolis 12/9/12)
 Tackles For Loss - 2 at Washington (10/19/14)
 Forced Fumbles - 2 vs. Baltimore (9/18/11)
 Fumble Recovery - 1 vs. N.Y. Jets (9/29/13)
 Touchdowns - 1 vs. N.Y. Jets (9/29/13)

Additional Statistics

Kickoff Returns - 2 for 32 yards (2014)
 Reception - 1 for seven yards vs. N.Y. Giants (12/7/14)



77 TAYLOR LEWAN

TACKLE • 6'7" • 309 LBS • COLLEGE: MICHIGAN
ACQUIRED: 1ST ROUND - 2014 • NFL EXPERIENCE (NFL/TITANS): 3/3
HOMETOWN: CAVE CREEK, ARIZ.
GAMES PLAYED/GAMES STARTED: 35/30 (PLAYOFFS: 0/0)



PRO: With the 11th overall selection in the 2014 NFL Draft, the Titans selected former Michigan left tackle Taylor Lewan (pronounced leh-WAHN). The 6-foot-7-inch, 309-pound lineman possesses the measurables, athleticism and commitment to be a mainstay in the lineup for years to come. An outgoing personality off the field, he is tenacious and aggressive on it. At Michigan, he was a four-year starter, anchoring the line at left tackle for 48 career starts. Lewan became the first offensive tackle selected by the Titans/Oilers in the first round since tackle Brad Hopkins (13th overall) in 1993. Paired with right guard Chance Warmack, who was the 10th overall pick in 2013, the duo became the first offensive linemen to be selected by the franchise in back-to-back first rounds since Mike Munchak (1982) and Bruce Matthews (1983).

CAREER HIGHLIGHTS:

- In 2015, Lewan started 15 games at left tackle in his second NFL campaign.
- Lewan was named the Big Ten Conference Offensive Lineman of the Year in 2012 and 2013.
- At the conclusion of the 2011 season, during which Lewan helped pave the way for a pair of 1,000-yard rushers (Denard Robinson and Fitzgerald Toussaint), the Wolverines scored an overtime victory over Virginia Tech in the Sugar Bowl.

TITANS TIDBITS:

- Lewan chose to wear jersey number 77 at Michigan and then at the pro level because of the legacy of Wolverine tackles who have donned the number, including Jake Long and Jon Jansen.
- His father, Dave, was a defensive lineman at the University of Minnesota.
- Lewan has a mustache tattooed on his right index finger and a stick figure tattooed on the outside edge of his right hand that he calls his "right-hand man."
- One of Lewan's close friends with former Carolina Panthers defensive end Craig Roh. The two played together as high school seniors and then went to Michigan at the same time.
- At the 2014 NFL Scouting Combine, Lewan ran the 40-yard dash in 4.87 seconds, beating all other offensive linemen in his class and clocking the fourth-fastest time among offensive linemen from 2010-14. He also ranked among the top offensive linemen at the 2014 combine in the broad jump (first at nine feet, nine inches), vertical jump (tied for third at 30.5 inches) and three-cone drill (fourth at 7.39 seconds).

CAREER TRANSACTIONS:

- A native of Cave Creek, Ariz., Lewan was selected by the Titans in the first round (11th overall) of the 2014 NFL Draft.

SEASON RECAPS:

2016 (9/9):

- Against Minnesota (9/11), started at left tackle.
- At Detroit (9/18), started at left tackle and blocked for an offense that amassed 363 total yards in a 16-15 comeback win.
- Against Oakland (9/25), started at left tackle and was a part of an offensive line that helped produce 393 total yards and allow just one sack on 33 pass attempts.
- At Houston (10/2), started at left tackle.
- At Miami (10/9), started at left tackle and was a member of an offensive front that opened holes for Titans' rushers to gain 235 yards on the ground and did not allow a sack on 29 pass attempts.
- Against Cleveland (10/16), started at left tackle and blocked for an offense

that compiled a season-high 407 total yards, including 137 rushing yards.

- Against Indianapolis (10/23), started at left tackle. Gave the Titans a 6-0 lead with his first career reception, a 10-yard touchdown, on a tackle eligible play with 9:14 left to play in the first quarter.
- Against Jacksonville (10/27), started at left tackle and opened holes for Titans' ball carriers to accumulate 214 yards on the ground. Was a part of an offensive front that did not allow a sack in 23 pass attempts.
- At San Diego (11/6), started at left tackle and was a part of an offensive line that did not allow a sack on 43 pass attempts.

2015 (15/15): Started 15 games at left tackle. Was inactive for the regular season finale.

- At Tampa Bay (9/13), started at left tackle and was a member of an offensive front that opened holes for Titans rushers to gain 124 yards on the ground.
- At Cleveland (9/20), started at left tackle and helped block for Titans ball carriers to amass 166 rushing yards on 30 carries.
- Against Indianapolis (9/27), started at left tackle and helped protect Marcus Mariota, allowing him to pass for 367 yards.
- At New Orleans (11/8), started at left tackle and was a member of an offensive line that did not allow a sack on 39 pass attempts and allowed Marcus Mariota to throw for 371 yards and four touchdowns.
- Against Jacksonville (12/6), started at left tackle and helped block for a Titans' offense that amassed 467 total yards.

2014 (11/6): Named to the *Pro Football Writers of America* All-Rookie team. Appeared in 11 games with six starts at left tackle during his rookie campaign. Was inactive for the final five games because of injury. Made his NFL debut at Kansas City (9/7/14). Made his first career NFL start at left tackle against Jacksonville (10/12/14).

- At Kansas City (9/7), made his NFL debut as a reserve on special teams. Lined up at left tackle late in the fourth quarter.
- Against Jacksonville (10/12), made his first career NFL start at left tackle.
- Against Pittsburgh (11/17), started at left tackle and was a part of an offensive front that did not allow a sack on 24 pass attempts.
- At Philadelphia (11/23), started at left tackle and left the game midway through the fourth quarter with an injury.

COLLEGE:

- In four seasons at Michigan, Lewan appeared in 50 games with 48 starts at left tackle. He started the final 41 games of his career.
- As a senior (2013), started all 13 games at left tackle for the third consecutive season. Named first-team All-American by *Sporting News*, second-team All-American by *Walter Camp*, *Associated Press*, *CBSSports.com* and *SI.com*. Won the Hugh R. Rader Memorial Award for U-M's top offensive lineman and named Big Ten Rimington-Pace Offensive Lineman of the Year for second consecutive season. Added first-team All-Big Ten (coaches and media), *Sporting News* All-Big Ten, *Athlon Sports* All-Big Ten honors.
- As a junior (2012), started all 13 games at left tackle. Named first-team All-American by *Walter Camp*, *Associated Press*, *ESPN.com* and *SI.com*. Added Big Ten Rimington-Pace Offensive Lineman of the Year, first-team All-Big Ten (coaches and media), second-team *CBSSports.com* All-American, second-team Phil Steele Postseason All-American, first-team Phil Steele Postseason All-Big Ten, Hugh R. Rader Memorial Award. Against Massachusetts (9/15), scored a touchdown on a fumble recovery to become the first Michigan offensive lineman since 1948 (Bob Erben) to score a touchdown.

- As a sophomore (2011), started all 13 games at left tackle and helped the Wolverines to a Sugar Bowl title. Named second-team All-Big Ten by the league's coaches and honorable mention from the media.
- As a redshirt freshman (2010), appeared in 11 games and started nine contests at left tackle. Named second-team Freshman All-American by *CollegeFootballNews.com*.
- Graduated in December 2013 with a degree in general studies.

PERSONAL:

- Single, splits time between Nashville and Cave Creek, Ariz.
- Attended Chaparral (Scottsdale, Ariz.) High School for his senior year (2009) after spending three years at Cactus Shadows (Phoenix, Ariz.) High School. Played offensive line for the first time as a senior after previously lining up on the defensive line.
- As a senior, started every game and helped lead his team to the 2008 Class 4A-I State Championship Game.
- Senior honors included SuperPrep All-American; Under Armour All-American game participant; Frank Kush Award as the state of Arizona's top interior offensive lineman; *Arizona Republic* and *East Valley Tribune* first-team All-State; and *Desert Sky* first-team All-Region.
- Totaled 96 tackles and seven sacks as a defensive lineman, including 46 tackles and two sacks as a junior.
- Follow Lewan on Twitter at @TaylorLewan77.
- Follow Lewan on Instagram at @taylorlewan.
- List of favorites: (movies) "Animal House," "Wedding Crashers"; (TV show) "Scrubs"; (actor) Vince Vaughn; (music artist) Eric Church; (school subjects) history; (car) Ford; (favorite athlete as a child) John Elway; (video game) Super Smash Bros.; and (food) "Anything chicken."
- Born Taylor Curtis Lewan on July 22, 1991 in Loomis, Calif.

TAYLOR LEWAN'S NFL STATISTICS

REGULAR SEASON

Year	Team	GP	GS
2014	Tennessee	11	6
2015	Tennessee	15	15
2016	Tennessee	9	9
NFL Totals		35	30


Starts Breakdown:

2014 - LT 6; 2015 - LT 15; 2016 - LT 9

Additional Career Statistics

Tackles - 2 (2015)

Receptions - **10-yard touchdown (vs. Indianapolis 10/23/16)**



87 MARC MARIANI

WIDE RECEIVER • 6'1" • 190 LBS • COLLEGE: MONTANA
ACQUIRED: FREE AGENT - 2016
NFL EXPERIENCE (NFL/TITANS): 7/5 • HOMETOWN: HAVRE, MONT.
GAMES PLAYED/GAMES STARTED: 63/5 (PLAYOFFS: 0/0)



Pro Bowl: 2010

PRO: The Titans re-signed Marc Mariani following the 2016 preseason to bring experience as a return specialist. He originally joined the club as a 2010 seventh-round selection out of Montana. The former college walk-on made an immediate impact as a rookie returner for the Titans in 2010, earning Pro Bowl honors after finishing second in the AFC and fourth in the NFL with a 12.2-yard punt return avg. and finishing fourth in the AFC with 25.5-yard kickoff return avg. Mariani set the franchise record for most combined return yards on punts and kickoffs and became the second Titans/Oilers player to record a punt return touchdown and kickoff return touchdown in the same regular season. He missed the 2012 and 2013 seasons due to injury before joining the Chicago Bears from 2014-2015.

CAREER HIGHLIGHTS:

- In 2015, Mariani set career-highs with 22 receptions and 300 receiving yards for the Chicago Bears while appearing in 16 games with a career-best five starts.
- In 2011, appeared in all 16 games as a reserve, ranking seventh in the AFC with a 10.7 punt return avg. and finishing eighth in the AFC with a 23.4 kickoff return avg.
- As a rookie in 2010, named to the Pro Bowl as a return specialist. Finished second in the AFC and fourth in the NFL with a 12.2-yard punt return avg., while finishing fourth in the AFC with 25.5-yard kickoff return avg.
- Set the franchise record for the most total return yards on punts and kickoffs in franchise history with 1,859 yards. His 2010 total exceeded Derrick Mason's previous record of 1,794 yards in 2000.
- Became the second Titans/Oilers player to record a punt return touchdown and kickoff return touchdown in the same regular season. Billy Johnson did it in both 1975 and 1977.

TITANS TIDBITS:

- Mariani has overcome a great deal of adversity to make it to the NFL. He was a non-preferred walk-on at Division I-AA Montana before working his way up the Grizzlies' depth chart and finally earning a scholarship as a junior.
- Mariani thought he was the victim of a practical joke when the Titans called to inform him that he was drafted. The former Montana teammate of then-Titans Coach Jeff Fisher's son, Brandon, had been on the phone back and forth with his buddy all day. Just before the Titans were scheduled to pick in the seventh round, Mariani got another call from Brandon, who informed him that he was now a Titan.

CAREER TRANSACTIONS:

- The Havre, Mont., native was selected by the Titans with their first of two picks in the seventh round (222nd overall) of the 2010 NFL Draft.
- Released by the Titans on Aug. 30, 2014.
- Signed by the Chicago Bears as a free agent on Nov. 18, 2014.
- Released by the Bears on Sept. 3, 2016.
- Signed by the Titans as a free agent on Sept. 5, 2016.

SEASON RECAPS:

2016 (9/0 - Tennessee):

- Against Minnesota (9/11), served as the return specialist in his first game back with the Titans and tallied five kickoff returns for 118 yards and one punt return for 14 yards.
- At Detroit (9/18), returned two punts for nine yards and one kickoff for 19 yards.
- Against Oakland (9/25), played as the return specialist and returned one punt for 10 yards.

- At Houston (10/2), returned four kickoffs for 99 yards and three punts for 27 yards.
- At Miami (10/9), served as the return specialist and returned four punts for 20 yards and one kickoff for 20 yards.
- Against Cleveland (10/16), returned five punts for 30 yards.
- Against Indianapolis (10/23), played as the return specialist and returned one punt for seven yards and one kickoff for 19 yards. Saw limited snaps at wide receiver.
- Against Jacksonville (10/27), returned one punt for nine yards. Played one snap at wide receiver. Recovered the Jaguars' on-side kick attempt in the fourth quarter.
- At San Diego (11/6), returned two kickoffs for 52 yards and one punt for zero yards.

2015 (16/5 - Chicago): Saw action in 16 games with a career-best five starts at wide receiver and collected career-highs with 22 receptions and 300 receiving yards. Returned 16 kickoffs for 418 yards and 29 punts for 192 yards. 19 of his 22 receptions resulted in a first down and 11 of his 22 catches came on third down. Add a special teams tackle on coverage units.

- Against Minnesota (11/1), notched his first reception since the 2011 season.
- Against Detroit (1/3), started at wide receiver and collected a career-high six receptions for a career-best 80 receiving yards.

2014 (6/0 - Chicago): After joining the Bears following Week 11, tallied 20 kickoff returns for 510 yards (25.5 avg) and seven punt returns for 29 yards (4.1 avg). Over the final six weeks of the season, recorded the second most kickoff returns and the third most kickoff return yards in the NFL.

2013 (0/0 - Tennessee): Placed on injured reserve on Aug. 31, 2013 and missed the entire season with a shoulder injury.

2012 (0/0 - Tennessee): Placed on injured reserve on Aug. 26, 2012 and missed the entire season with a leg injury.

2011 (16/0 - Tennessee): Appeared in all 16 games as a reserve, ranking seventh in the AFC with a 10.7 punt return avg. and finishing eighth in the AFC with a 23.4 kickoff return avg. Caught five passes for 24 yards and added one rush for four yards. Registered his first career NFL reception on a four-yard pass from Matt Hasselbeck against Baltimore (9/18/11). Tied for the team lead in special teams tackles twice in 2011 (at PIT, at HST). Named AFC Special Teams Player of the Week after posting his second career punt return for a touchdown with a 79-yarder at Carolina (11/13/11).

- Against Baltimore (9/18), saw action as a reserve wide receiver and return specialist. Grabbed two receptions for nine yards. Returned three punts for 17 yards. Registered his first career NFL reception on a four-yard pass from Matt Hasselbeck in the third quarter.
- At Pittsburgh (10/9), grabbed one reception for five yards as a reserve wide receiver. Returned three kickoffs for 93 yards and one punt for 10 yards. Brought back a kickoff 42 yards to the Tennessee 43-yard line in the second quarter. Tied for the team lead with a solo special teams tackle.
- At Carolina (11/13), named AFC Special Teams Player of the Week after returning a career-high six punts for 103 yards with a touchdown. Gave the Titans a 7-0 lead with a 79-yard punt return for a touchdown with 13:56 remaining in the first quarter.
- Against Tampa Bay (11/27), returned four kickoffs for 83 yards and a punt for three yards as a return specialist. Returned a kickoff 16 yards before handing the ball off to Tommie Campbell who raced 84 yards for a

touchdown with 7:47 remaining in the first quarter.

- At Buffalo (12/4), returned three punts for 72 yards and one kickoff for 21 yards. Had three punt returns of more than 22 yards. Helped set up the Titans' first scoring drive with a 22-yard punt return to the Bills' 44-yard line in the first quarter. Returned a punt 26 yards late in the second quarter. Gave the Titans good field position by returning a punt 24 yards to the Titans' 44-yard line in the third quarter.
- Against New Orleans (12/11), returned five kickoffs for 121 yards and four punts for 34 yards. Gave the Titans good field position with a 30-yard kickoff return to the Tennessee 35-yard line in the final stanza.
- Against Jacksonville (12/24), tied a career-high with six punt returns for 44 yards. Brought back four kickoffs for 90 yards. Posted a special teams tackle on coverage units.

2010 (16/0 - Tennessee): Named to the Pro Bowl as a return specialist. Appeared in all 16 games and finished second in the AFC and fourth in the NFL with a 12.2-yard punt return avg. Finished fourth in the AFC with 25.5-yard kickoff return avg. Set the Titans/Oilers single-season record with 1,859 total return yards and 1,530 kickoff return yards in 2010. Tied for the team lead in special teams tackles once in 2010 (vs. JAX). Collected his first career touchdown with a 98-yard kickoff return against Denver (10/3/10). Named AFC Special Teams Player of the Week after posting an 87-yard punt return for a touchdown against Washington (11/21/10). Became the second Titans/Oilers player to record a punt return touchdown and kickoff return touchdown in the same regular season. Billy Johnson did it in both 1975 and 1977.

- Against Denver (10/3), returned six kickoffs for 187 yards with a touchdown and one punt for nine yards. Gave the Titans a 17-13 lead with a 98-yard kickoff return for a touchdown in the third quarter. He scored the team's first touchdown on a kickoff return since Derrick Mason at Cincinnati on Nov. 18, 2001.
- At Dallas (10/10), returned three kickoffs for 109 yards and fair caught one punt. Set up the Titans' winning touchdown with a 73-yard kickoff return to the Dallas 11-yard line late in the fourth quarter. Notched a special teams tackle on coverage units.
- At San Diego (10/31), returned seven kickoffs for 159 yards and one punt for 17 yards. Notched a solo tackle on special teams coverage units. Returned a punt 17 yards to the Titans' 26-yard line in the second quarter.
- Against Washington (11/21), named AFC Special Teams Player of the Week after returning three kickoffs for 82 yards and one punt for 87 yards and a touchdown. Gave the Titans a 7-0 lead with an 87-yard punt return for a touchdown with 8:18 remaining in the first quarter. It tied for the second-longest punt return for a touchdown in franchise history, equaling Billy Johnson's 87-yarder against Cleveland on Oct. 16, 1977.
- At Kansas City (12/26), returned five kickoffs for 98 yards and three punt returns for one yard. Set the Titans' single-season record for kickoff return yards with a 14-yard return in the first quarter. Returned the opening kickoff of the second half 38 yards to the Titans' 39-yard line.

COLLEGE:

- Mariani ended his career as the most prolific receiver and all-purpose player in Montana history. He set school marks in career receiving yards (3,018), receiving touchdowns (29), and career all-purpose yards (5,441). His 164 receptions and 200 career points rank him seventh in the Grizzlies' record book. Mariani also had three of the longest scoring plays in school history in his career: a 98-yard kickoff return, a 94-yard punt return, and an 84-yard reception.
- As a senior (2009), was a unanimous All-Big Sky pick at wide receiver and a second team selection as a return specialist. Led the second-ranked and 14-1 Grizzlies in receiving with 80 catches for 1,479 yards and 13 touchdowns. His 1,479 receiving yards set a single-season record at Montana. Led the conference with seven 100-yard receiving games and in multiple touchdown games receiving (four). Was named a first team All-American by the Associated Press, Walter Camp, and the Sports Network, and he was also selected to the College Sporting News "Fab 50." Returned 32 punts for 507 yards (15.8 avg.) with a touchdown.
- As a junior (2008), started all 16 games and caught 69 receptions for 1,308 yards with a career-best 15 touchdowns. Set a school record with 2,265 all-purpose yards, which is the fifth most in Big Sky Conference history. His 1,308 receiving yards and 15 touchdowns were the second most in a season at Montana. Led the Big Sky in punt returns, averaging 16.22 an attempt, which ranked him fourth in the nation. Was a first team All-Big Sky pick at both wide receiver and as a returner. He was named second team All-American by the Sports Network and an honorable

mention pick on the College Sporting News' "Fab 50."

- As a sophomore (2007), saw action in 11 games with three starts and caught 15 passes for 231 yards with one touchdown. Led the Big Sky and was 11th in the FCS in punt returns (13.32-yard avg.). Was an honorable mention All-Big Sky selection as a returner.
- As a freshman (2006), played in all 14 games, mostly on special teams, and had eight tackles in that role. He did not have a reception as a receiver.
- Majored in Business at Montana.

PERSONAL:

- Splits time between Nashville and Havre, Mont.
- Attended Havre High School (Havre, Mont.) and earned 10 letters: three each in football and basketball and four in tennis.
- As a senior, had 48 receptions for 1,237 yards and 16 touchdowns while leading his team to a 12-0 record and the state "A" championship. Was named all-state at wide receiver and at safety as a senior. Also named Great Falls Tribune's "Super State" team at wide receiver.
- As a junior, garnered all-state honors at safety while leading his team to a 10-2 mark. Was named to the Great Falls Tribune's "Super State" team at safety as a junior as well.
- Participated in Montana's annual East-West Shrine Game.
- Was a three-time team MVP in tennis. His varsity tennis teams won four straight state and conference titles. Was a team captain his junior and his senior seasons.
- Also was a two-time captain in basketball in high school and was an all-state selection as a senior point guard.
- As a senior at Montana, was the spokesman for the Griz for Kid Toy Drive.
- List of favorites: (movie) "Ironman"; (TV show) "Family Guy"; (actor) Johnny Depp; (music artist) local Montana band called The Clintons; (school subject) World trade and commerce class; (video game) Madden; (food) Italian; (sports hero) Jerry Rice and Brett Favre; and (sports team as a child) Chicago Bulls, Seattle Mariners and Green Bay Packers.
- Born Marc Steven Mariani on May 2, 1987 in Havre, Mont.

MARC MARIANI'S TITANS GAME-BY-GAME

2010 Tennessee Titans		PUNT RETURNS								KICKOFF RETURNS				
Date	Opp	W-L	GP / GS	No	FC	Yds	Avg	Lg	TD	No	Yds	Avg	Lg	TD
Sept 12	Oak	W	p	3	0	21	7.0	12	0	3	70	23.3	28	0
Sept 19	Pit	L	p	3	2	43	14.3	38	0	4	97	24.3	34	0
Sept 26	@ NYG	W	p	0	0	0	-	0	0	3	74	24.7	45	0
Oct 3	Den	L	p	1	3	9	9.0	9	0	6	187	31.2	98t	1
Oct 10	@ Dal	W	p	0	1	0	-	0	0	3	109	36.3	73	0
Oct 18	@ Jax	W	p	1	2	9	9.0	9	0	2	50	25.0	27	0
Oct 24	Phi	W	p	4	1	43	10.8	20	0	0	0	-	0	0
Oct 31	@ SD	L	p	1	1	17	17.0	17	0	7	159	22.7	36	0
Nov 14	@ Mia	L	p	3	0	61	20.3	30	0	4	92	23.0	27	0
Nov 21	Was	L	p	1	2	87	87.0	87t	1	3	82	27.3	30	0
Nov 28	@ Hou	L	p	2	0	25	12.5	14	0	4	93	23.3	27	0
Dec 5	Jax	L	p	1	0	4	4.0	4	0	2	37	18.5	19	0
Dec 9	Ind	L	p	1	2	0	0.0	0	0	7	173	24.7	35	0
Dec 19	Hou	W	p	1	0	2	2.0	2	0	3	90	30.0	34	0
Dec 26	@ KC	L	p	3	1	1	0.3	1	0	5	98	19.6	38	0
Jan 2	@ Ind	L	p	2	2	7	3.5	5	0	4	119	29.8	47	0
Totals	6-10	16/0	27	17	329	12.2	87t	1		60	1,530	25.5	98t	1

2011 Tennessee Titans		PUNT RETURNS								KICKOFF RETURNS				
Date	Opp	W-L	GP / GS	No	FC	Yds	Avg	Lg	TD	No	Yds	Avg	Lg	TD
Sept 11	@ Jax	L	p	1	0	7	7.0	7	0	0	0	-	0	0
Sept 18	Bal	W	p	3	0	17	5.7	7	0	0	0	-	0	0
Sept 25	Den	W	p	4	1	21	5.3	12	0	0	0	-	0	0
Oct 2	@ Cle	W	p	2	1	17	8.5	9	0	2	48	24.0	24	0
Oct 9	@ Pit	L	p	1	0	10	10.0	10	0	3	93	31.0	42	0
Oct 23	Hou	L	p	2	0	33	16.5	20	0	5	103	20.6	29	0
Oct 30	Ind	W	p	2	3	39	19.5	26	0	0	0	-	0	0
Nov 6	Cin	L	p	1	2	8	8.0	8	0	1	27	27.0	27	0
Nov 13	@ Car	W	p	6	2	103	17.2	79t	1	0	0	-	0	0
Nov 20	@ Atl	L	p	1	1	-1	-1.0	-1	0	5	139	27.8	49	0
Nov 27	TB	W	p	1	1	3	3.0	3	0	4	83	20.8	25	0
Dec 4	@ Buf	W	p	3	1	72	24.0	26	0	1	21	21.0	21	0
Dec 11	NO	L	p	4	1	34	8.5	10	0	5	121	24.2	32	0
Dec 18	@ Ind	L	p	5	1	40	8.0	20	0	1	0	0.0	0	0
Dec 24	Jax	W	p	6	2	44	7.3	16	0	4	90	22.5	26	0
Jan 1	@ Hou	W	p	4	2	43	10.8	19	0	1	23	23.0	23	0
Totals	9-7	16/0	46	18	490	10.7	79t	1		32	748	23.4	49	0

2012 Tennessee Titans		PUNT RETURNS								KICKOFF RETURNS				
Date	Opp	W-L	GP / GS	No	FC	Yds	Avg	Lg	TD	No	Yds	Avg	Lg	TD
Placed on injured reserve on Aug. 26, 2012														
Totals	0-0	0/0	0	0	0	0.0	0	0		0	0	0.0	0	0

2013 Tennessee Titans		PUNT RETURNS								KICKOFF RETURNS				
Date	Opp	W-L	GP / GS	No	FC	Yds	Avg	Lg	TD	No	Yds	Avg	Lg	TD
Placed on injured reserve on Aug. 31, 2013														
Totals	0-0	0/0	0	0	0	0.0	0	0		0	0	0.0	0	0

2016 Tennessee Titans		PUNT RETURNS								KICKOFF RETURNS				
Date	Opp	W-L	GP / GS	No	FC	Yds	Avg	Lg	TD	No	Yds	Avg	Lg	TD
Sept 11	Min	L	p	1	2	14	14.0	14	0	5	118	23.6	31	0
Sept 18	@ Det	W	p	2	2	9	4.5	7	0	1	19	19.0	19	0
Sept 25	Oak	L	p	1	1	10	10.0	10	0	0	0	-	0	0
Oct 2	@ Hou	L	p	3	0	27	9.0	17	0	4	99	24.8	33	0
Oct 9	@ Mia	W	p	4	1	20	5.0	9	0	1	20	20.0	20	0
Oct 16	Cle	W	p	5	1	30	6.0	10	0	0	0	-	0	0
Oct 23	Ind	L	p	1	0	7	7.0	7	0	1	19	19.0	19	0
Oct 27	Jax	W	p	1	1	9	9.0	9	0	0	0	-	0	0
Nov 6	@ SD	L	p	1	1	0	0.0	0	0	2	52	26.0	37	0
Nov 13	GB													
Nov 20	@ Ind													
Nov 27	@ Chi													
Dec 11	Den													
Dec 18	@ KC													
Dec 24	@ Jax													
Jan 1	Hou													
Totals	4-5	9/0	19	9	126	6.6	17	0		14	327	23.4	37	0

MARC MARIANI'S NFL STATISTICS

Year	Team	GP	GS	RECEIVING					RUSHING				
				No	Yds	Avg	Lg	TD	Att	Yds	Avg	Lg	TD
2010	Tennessee	16	0	0	0	0.0	0	0	0	0	0.0	0	0
2011	Tennessee	16	0	5	24	4.8	6	0	1	4	4.0	4	0
2012	Tennessee	0	0	Placed on injured reserve									
2013	Tennessee	0	0	Placed on injured reserve									
2014	Chicago	6	0	0	0	0.0	0	0	0	0	0.0	0	0
2015	Chicago	16	5	22	300	13.6	26	0	0	0	0.0	0	0
2016	Tennessee	9	0	0	0	0.0	0	0	0	0	0.0	0	0
NFL Totals		63	5	27	324	12.0	26	0	1	4	4.0	4	0

Year	Team	PUNT RETURNS						KICKOFF RETURNS				
		No	FC	Yds	Avg	Lg	TD	No	Yds	Avg	Lg	TD
2010	Tennessee	27	17	329	12.2	87t	1	60	1,530	25.5	98t	1
2011	Tennessee	46	18	490	10.7	79t	1	32	748	23.4	49	0
2012	Tennessee	Placed on injured reserve										
2013	Tennessee	Placed on injured reserve										
2014	Chicago	7	5	29	4.1	16	0	20	510	25.5	67	0
2015	Chicago	29	22	192	6.6	20	0	16	418	26.1	47	0
2016	Tennessee	19	9	126	6.6	17	0	14	327	23.4	37	0
NFL Totals		128	71	1,166	9.1	87t	2	142	3,533	24.9	98t	1

Single-Game Highs

Receptions - 6 vs. Detroit (1/3/16)
 Receiving Yards - 80 vs. Detroit (1/3/16)
 Long Reception - 26 vs. San Francisco (12/6/15)
 Punt Returns - 6 (Twice, last vs. Jacksonville 12/24/11)
 Punt Return Yards - 103 at Carolina (11/13/11)
 Punt Return Long - 87t vs. Washington (11/21/10)
 Punt Return Touchdown - 1 (Twice, last at Carolina 11/13/11)

Kickoff Returns - 7 (Twice, last vs. Indianapolis 12/9/10)
 Kickoff Return Yards - 187 vs. Denver (10/3/10)
 Kickoff Return Long - 98t vs. Denver (10/3/10)
 Kickoff Touchdown - 1 vs. Denver (10/3/10)

Additional Statistics

Special Teams Tackles - 5 (2010), 1 (2011), 1 (2015)



8 MARCUS MARIOTA

QUARTERBACK • 6'4" • 222 LBS • COLLEGE: OREGON
ACQUIRED: 1ST ROUND - 2015 • NFL EXPERIENCE (NFL/TITANS): 2/2
HOMETOWN: HONOLULU, HAWAII
GAMES PLAYED/GAMES STARTED: 21/21 (PLAYOFFS: 0/0)



C Captain: 2015, 2016

PRO: The Titans used the second overall pick in the 2015 NFL Draft on Oregon quarterback Marcus Mariota. As a rookie, the 6-foot-4-inch, 222-pound signal caller validated the selection by posting the third-highest passer rating in franchise history (91.5) and the fifth-highest rookie completion percentage in NFL history (62.2). He was the first player in franchise history to open his rookie season in Week 1 as the starting quarterback. He became the second rookie quarterback in NFL history (Peyton Manning) to complete three touchdown passes in four different games and the only NFL rookie to record two games with four touchdown passes and no interceptions. Mariota was the fifth Heisman Trophy winner to be drafted by the Oilers/Titans (Derrick Henry became the sixth in 2016), joining Billy Cannon, Earl Campbell, Mike Rozier and Eddie George. At the 2015 NFL Scouting Combine, he finished among the top three quarterbacks in the 40-yard dash, vertical jump, broad jump, three-cone drill and 20-yard shuttle. His 4.52-second 40-yard dash gave him the fastest quarterback time at the Combine since Robert Griffin III's 4.41 in 2012.

CAREER HIGHLIGHTS:

- During his rookie season, Mariota completed 230 of his 370 passes for 2,818 yards, 19 touchdowns—all franchise rookie records—while throwing only 10 interceptions. His 91.5 passer rating ranks third in franchise history behind only Steve McNair's 2003 MVP season (100.4) and Pro Football Hall of Famer Warren Moon's 1990 AP Offensive Player of the Year campaign (96.8).
- Mariota set a franchise rookie record by completing 62.2 percent of his passes. That was the fifth-highest percentage by a rookie quarterback in NFL history and the eighth-highest completion percentage in a season by any quarterback in Titans/Oilers history.
- Mariota joined Peyton Manning (1998) as the only rookie quarterbacks in NFL history to complete three touchdown passes in four different games, and he became the lone NFL rookie to ever record two games with four touchdown passes and no interceptions (Sept. 13 at Tampa Bay and Nov. 8 at New Orleans).
- Mariota's 252 rushing yards in 2015 included an 87-yard touchdown run against Jacksonville (Dec. 6), which was the fifth-longest rushing play in franchise history.
- Prior to Mariota in 2015, the last NFL player to record touchdowns of at least 40 yards passing, rushing and receiving in the same season was Walter Payton in 1983.
- Mariota earned a 36-5 starting record as a starter at Oregon. He completed at least one touchdown pass in all 41 games during his three seasons there, which ranks second in NCAA history. He became one of four players in FBS history to pass for over 10,000 yards (10,796) and run for over 2,000 yards (2,237) in a career (Dan LeFevour, Robert Griffin III and Colin Kaepernick).
- Mariota was awarded the Heisman Trophy on Dec. 13, 2014. He became the first winner from the University of Oregon and the first player born in Hawaii to receive the honor. In the balloting, he received 2,534 total points, or 90.9 percent of the total points possible. Only one player in Heisman history—Ohio State quarterback Troy Smith in 2006—garnered a higher percentage. Mariota received 788 first-place votes, while the runner-up, Wisconsin running back Melvin Gordon, received 1,250 total points and 37 first-place votes. Alabama wide receiver Amari Cooper finished third with 1,023 points and 49 first-place votes. The point total is reached by a system of three points for a first place vote, two for a second and one for a third.
- As a junior in 2014, Mariota led Oregon to an appearance in the College Football Playoff Championship Game after completing 304 of 445 passes for 4,454 yards with 42 touchdown passes and only four interceptions. He also rushed for 770 yards and 15 touchdowns and even caught a

touchdown pass. His 58 total touchdowns in a season (passing, rushing and receiving) shattered the previous Pac-12 record of 41 (Matt Barkley, 2011).

TITANS TIDBITS:

- Mariota's touchdown "celebrations" are usually limited to a simple series of gestures: three taps on his chest and pointing to the sky as a way to show appreciation for his mother, father and younger brother.
- He is the oldest son of Toa and Alana Mariota. His younger brother, Matthew, is a sophomore linebacker at Oregon.
- Mariota credits much of his athletic success to playing soccer in his youth. By the time he was eight years old, he was wearing a soccer jersey with the number 8, and he has kept the jersey number ever since then.
- During his time in Eugene, Ore., Mariota became a fixture at the Boys and Girls Club of Emerald Valley, spending time on a weekly basis with kids at the center. For his efforts in the community, he was awarded with the inaugural Play It Forward Award at the 63rd Annual Oregon Sports Awards in June 2015.
- Mariota's "bucket list" includes boogie boarding in Bali and traveling to Europe and South America.
- Mariota is working on the launch of his Motiv8 foundation, which will serve the communities of Middle Tennessee, Eugene and Honolulu.

CAREER TRANSACTIONS:

- The Honolulu, Hawaii, native was selected by the Titans in the first round (second overall) of the 2015 NFL Draft.

SEASON RECAPS:

2016 (9/9): Has engineered three career comeback performances, defined as a game-winning drive when the team trailed or was tied in the fourth quarter or overtime, including one in 2016 (at DET). Has posted seven career games with a 100.0 or better passer rating, including four in 2016 (at DET, at MIA, vs. CLE, vs. JAX).

- Against Minnesota (9/11), started at quarterback and completed 25 of 41 passes for 271 yards with two touchdowns and one interception. Rushed four times for 19 yards. Became the 17th player in franchise history to reach 3,000 career passing yards. Extended the Titans' first touchdown drive with three third-down conversions: a 16-yard pass to Harry Douglas on third-and-one, an eight-yard pass to Tajae Sharpe on third-and-eight and a 14-yard pass to DeMarco Murray on third-and-10. Gave the Titans a 10-0 advantage with a six-yard touchdown pass to Murray with 41 seconds left to play in the first half. Kept the Titans' final touchdown drive alive with a 26-yard pass to Delanie Walker on third-and-10 in the fourth quarter. Found Murray for a four-yard touchdown pass with less than a minute remaining in the game.
- At Detroit (9/18), registered his third career comeback performance on his way to completing 25 of 33 passes for 238 yards with two touchdowns and one interception. Notched a 102.8 passer rating, his fourth career game with a plus 100.0 rating. In the fourth quarter, completed 11 of 13 passes for 107 yards, two touchdowns and a 140.5 passer rating. On the game-winning drive, he completed all nine of his attempts for 74 yards and a touchdown. Cut the Lions' lead to 15-10 with a 30-yard touchdown strike to Delanie Walker on the first play of the fourth quarter. Extended the Titans' game-winning touchdown drive with a pair of third-down conversions: a seven-yard pass to Tajae Sharpe on third-and-five and a five-yard toss to DeMarco Murray on third-and-one in the fourth quarter. Gave the Titans a 16-15 lead by finding Andre Johnson in the back of the end zone for the game-winning, nine-yard score on fourth-and-four with 1:13 remaining in the fourth quarter.

- Against Oakland (9/25), completed 17 of 33 passes for 214 yards with two interceptions. Rushed three times for 22 yards. Kept the Titans' first scoring drive alive with a 17-yard pass to Jace Amaro on third-and-six in the first quarter. Extended the Titans' touchdown drive with a 26-yard pass to Jace Amaro on third-and-three in the third quarter.
- At Houston (10/2), completed 13 of 29 passes for 202 yards with an interception. Rushed four times for 20 yards. Set up the Titans' first touchdown with a 60-yard pass to Rishard Matthews down the left sideline in the second quarter. Extended the Titans' second touchdown drive with a pair of third-down conversions in the second quarter: a three-yard run on third-and-one and 14-yard pass to DeMarco Murray on third-and-four. Kept the Titans' third-quarter scoring drive alive with a pair of third-down conversions: a 22-yard toss to Matthews on third-and-nine and a 20-yard pass to Andre Johnson on third-and-six.
- At Miami (10/9), completed 20 of 29 passes for 163 yards with three touchdowns for a 117.5 passer rating. Rushed seven times for 60 yards with his first rushing touchdown of the season. Kickstarted the Titans' first touchdown drive with a 29-yard pass over the middle in the first quarter. Gave the Titans an early 7-0 lead with a five-yard touchdown run with 23 seconds remaining in the opening stanza. Gave the Titans a 14-7 lead with a five-yard touchdown strike to Andre Johnson with 5:30 left to play in the second quarter. Found Delanie Walker for a 20-yard touchdown pass with 47 seconds remaining in the first half. Kept the Titans' final touchdown drive alive with a 19-yard scramble on third-and-six in the fourth quarter. Sealed the Titans' 30-17 victory with a four-yard touchdown toss to Rishard Matthews with 8:23 left to play in the game.
- Against Cleveland (10/16), completed 17 of 24 passes for 284 yards with three touchdowns and an interception for a then season-best 132.6 passer rating. Rushed seven times for 64 yards. Kickstarted the opening touchdown drive with a 41-yard run down the left sideline on the first play from scrimmage. Kept the first touchdown drive alive with a 26-yard strike to Kendall Wright on third-and-15 in the opening stanza. Gave the Titans a 7-0 advantage with an 11-yard touchdown pass to Rishard Matthews with 10:37 remaining in the first quarter. Extended the Titans' second touchdown drive with an eight-yard toss to Phillip Supernaw on third-and-seven in the second quarter. Increased the Titans lead to 14-6 with a 48-yard touchdown bomb to Kendall Wright early in the second stanza. Set up the Titans' third touchdown with a 43-yard pass to Matthews in the third quarter. Converted a third-and-two during the Titans' third touchdown drive with a seven-yard sweep off right end in the third quarter. Kept the Titans' final touchdown drive going with three third-down connections to Wright: a 13-yard pass on third-and-four, a four-yard toss on third-and-two and a 11-yard hookup on third-and-eight in the final stanza. Gave the Titans a 28-13 lead with a 15-yard touchdown toss to Anthony Fasano with 6:43 left to play in the game. In the first half, reached the 4,000-yard career passing mark, becoming the 13th player in franchise history to total at least 4,000 passing yards.
- Against Indianapolis (10/23), connected on 22 of 37 passes for 232 yards with two touchdowns for a 95.8 passer rating. Rushed twice for 14 yards. Extended the Titans' opening touchdown drive with a 14-yard connection to Delanie Walker on third-and-three in the first quarter. Gave the Titans a 6-0 lead with a 10-yard touchdown toss to tackle eligible Taylor Lewan with 9:14 left to play in the first quarter. Kept the Titans' touchdown drive alive late in the first half with a pair of third-down conversions: a 13-yard pass to DeMarco Murray on third-and-five and a six-yard toss to Rishard Matthews on third-and-three. Extended the Titans' final touchdown drive by a pair of long third-down conversions: a 16-yard dart to Tajae Sharpe on third-and-15 and a 20-yard hookup with Matthews on third-and-19. Evened the score at 20-20 with a seven-yard touchdown pass to Walker on third-and-seven with 12:39 left to play in the fourth quarter. Converted a third-and-six with a 26-yard pass to Walker during the Titans' final scoring drive in the fourth quarter.
- Against Jacksonville (10/27), completed 18 of 22 passes for 270 yards with two touchdowns for a season-best 148.1 passer rating. Rushed three times for 11 yards. Extended the Titans' first scoring drive with a pair of third-down conversions: a seven-yard scramble on third-and-six and a 16-yard pass to Rishard Matthews on third-and-four in the first quarter. Gave the Titans a 10-0 advantage with a 36-yard touchdown strike to Kendall Wright on the first play of the second quarter. Kept the Titans' second touchdown drive alive with a 15-yard pass to Wright on third-and-eight in the second stanza. Converted a third-and-seven during the Titans' third-quarter touchdown drive with a 47-yard hookup with Delanie Walker down the right sideline. Increased the Titans lead to 33-8 with a four-yard touchdown toss to Rishard Matthews on third-and-goal with 6:53 remaining in the third quarter.

- At San Diego (11/6), completed 27 of 43 passes for 313 yards with three touchdowns and two interceptions. Carried the ball three times for 14 yards with a rushing score. Cut the Chargers' lead to 16-7 with a 16-yard touchdown toss to Rishard Matthews with 11:14 left to play in the second quarter. Extended the Titans' second touchdown drive with a 29-yard pass to Tajae Sharpe on third-and-one late in the second quarter. Found Matthews in the left corner of the end zone for his second touchdown of the afternoon, a seven-yard reception, with 14 seconds left to play in the first half. Gave the Titans a 21-19 lead with a 14-yard touchdown run which was capped off with an athletic dive to clip the pylon in the third quarter. Kept the Titans' fourth touchdown drive alive with a pair of third-down conversions: a 48-yard pass to Kendall Wright on third-and-one and a 10-yard pass to DeMarco Murray on third-and-five in the fourth quarter. Cut the Chargers' lead to 33-28 with an eight-yard touchdown strike to Delanie Walker with 9:51 left to play in fourth quarter. Converted a third-and-10 with a 14-yard hookup with Matthews during the Titans' final touchdown drive late in the fourth quarter.

2015 (12/12): Started 12 games at quarterback and set franchise rookie records with 230 completions, 370 pass attempts, 2,818 passing yards and 19 passing touchdowns. Finished second on the team with 252 rushing yards with two touchdowns. Was inactive for four contests, including the final two games. Became the only player in NFL history to pass for at least 250 yards with three touchdowns and rush for more than 100 yards in the same game against Jacksonville (12/6/15). Notched four games with at least three touchdown passes, tying Peyton Manning (1998) for the most ever by an NFL rookie. Made his NFL debut and first career start at Tampa Bay (9/13/15) and became the second rookie in NFL history to throw at least three touchdown passes in a season opener. He joined former Vikings quarterback Fran Tarkenton, who passed for four touchdowns on Sept. 17, 1961. Became the first quarterback in NFL history to record six total touchdown passes within the first two games of his career. His 129.9 passer rating was the highest rating by any Super Bowl-era quarterback (since 1966) in his first two career starts. Was named NFL Offensive Rookie of the Month for September after completing 61 of 96 passes for 833 yards with eight touchdowns for a 110.3 passer rating. Was named AFC Offensive Player of the Week after completing 13 of 15 passes for 209 yards with four touchdown passes to record a perfect passer rating of 158.3 at Tampa Bay (9/13/15). He is the first player since at least 1933 with a perfect passer rating in his first game (minimum 10 attempts) and the first player in the Super Bowl era (since 1966) with a perfect rating in his first start (minimum 10 attempts). Received his second AFC Offensive Player of the Week honor after connecting on 28 of 39 passes for 371 yards with four touchdowns in leading the Titans to a 34-28 overtime victory against New Orleans (11/8/15). Broke his own franchise rookie record with 371 passing yards at New Orleans (11/8/15), topping the 367 yards he recorded against the Indianapolis Colts (9/27/15). Rushed for a career-high 112 yards against Jacksonville (12/6/15), the most by a quarterback in franchise history in a single game. His 87-yard touchdown run against Jacksonville (12/6/15) was the longest run in franchise history by a quarterback and the fifth-longest run overall for the team. Since 1960, only two quarterbacks have recorded a run longer than Mariota's 87-yarder (Terrelle Pryor 93-yard touchdown on 10/27/13 and Colin Kaepernick 90-yard touchdown run on 12/20/14). Led the team in rushing twice in 2015 (vs. BUF, vs. JAX).

- At Tampa Bay (9/13), started at quarterback in his NFL debut. Named AFC Offensive Player of the Week after completing 13 of 15 passes for 209 yards with four touchdowns for a perfect passer rating of 158.3. He is the first player since at least 1933 with a perfect passer rating in his first game (minimum 10 attempts) and the first player in the Super Bowl era (since 1966) with a perfect rating in his first start (minimum 10 attempts). He also became the first quarterback in franchise history to start the opening game of his rookie season. Extended the Titans' opening touchdown drive with a 22-yard strike to Delanie Walker on third-and-10 in the first quarter. Gave the Titans a 7-0 lead with a 52-yard touchdown toss to Kendall Wright with 13:10 left to play in the first quarter. Made the score 21-0 with a 12-yard touchdown toss to Bishop Sankey with 6:49 left to play in the first stanza. Connected with Harry Douglas for a four-yard touchdown on third-and-four in the second quarter. Posted his fourth touchdown pass of the afternoon with a one-yard strike to Walker on third-and-one with 48 seconds remaining in the first half.

- At Cleveland (9/20), started at quarterback and completed 21 of 37 passes for 257 yards with two touchdowns passes for a 96.3 passer rating. Rushed three times for 19 yards. Found a wide open Anthony Fasano across the field on a broken play for a 33-yard reception in the third quarter. Got the Titans on the scoreboard with a 19-yard touchdown pass

to Fasano with 1:36 remaining in the third quarter. Kept the Titans' second scoring drive alive with a five-yard scramble on third-and-three in the fourth quarter. Extended the Titans' second scoring drive by finding a leaping Craig Stevens for a 13-yard grab on third-and-one in the final stanza. Cut the Browns' lead to 21-14 with a 13-yard touchdown strike to Dorial Green-Beckham on fourth-and-six with 6:42 left to play in the game.

- Against Indianapolis (9/27), started at quarterback and completed 27 of 44 passes for 367 yards with two touchdowns and two interceptions. Helped set up the Titans' initial field goal with a 35-yard pass to Dexter McCluster in the second quarter. Helped set up the Titans' first touchdown of the afternoon with a 26-yard pass to Anthony Fasano on third-and-10 in the second quarter. Extended the Titans' first touchdown drive with a 19-yard pass to Delanie Walker on third-and-13 in the second stanza. Cut the Colts' lead to 14-10 with a seven-yard touchdown pass to Kendall Wright with 19 seconds remaining in the second quarter. Gave the Titans a 24-14 advantage with a three-yard touchdown toss to Dorial Green-Beckham in the corner of the end zone with 9:36 left to play in the third stanza. Kept the Titans' final touchdown drive alive with a 13-yard strike to Walker on third-and-10. Extended the play and found a streaking Green-Beckham for a 19-yard pass on the final touchdown drive.

- Against Buffalo (10/11), started at quarterback and completed 21 of 32 passes for 187 yards with an interception. Led the team with 47 rushing yards on five carries. Kept the Titans' initial scoring drive alive with a six-yard pass to Harry Douglas on third-and-four and an 11-yard scramble on third-and-eight in the first quarter. Extended the Titans' touchdown drive with an 11-yard connection to Douglas on third-and-four in the third quarter. Converted a third-and-11 with a 12-yard pass to Justin Hunter during the Titans' scoring drive early in the fourth quarter.

- Against Miami (10/18), started at quarterback and connected on 21 of 33 passes for 219 yards with a touchdown and two interceptions. Kickstarted the Titans' touchdown drive with a 32-yard strike to Dorial Green-Beckham late in the third quarter. Cut the Dolphins' lead to 24-10 with a three-yard touchdown toss to Dexter McCluster on the final play of the third quarter.

- At New Orleans (11/8), returned to the lineup as the starter at quarterback. Named AFC Offensive Player of the Week after completing 28 of 39 passes for franchise rookie record 371 yards with four touchdowns in leading the Titans to a 34-28 overtime victory. Connected on all six passes for 62 yards and a touchdown during the game-winning overtime drive. With four touchdown passes, improved his season total to 13 and broke the franchise's single-season rookie record for touchdown passes. Cut the Saints' lead to 14-10 by lobbing up a pass to Delanie Walker that was deflected, caught and turned into a 61-yard touchdown pass with a minute left to play in the opening stanza. Found Walker for a two-yard touchdown pass in the back of the end zone with 8:08 remaining in the second quarter. Kept the Titans' game-tying touchdown drive alive with a 10-yard connection to Harry Douglas on third-and-six in the fourth quarter. Connected with Justin Hunter on an eight-yard touchdown pass and then hooked up with Delanie Walker for a two-point conversion to even the score at 28-28 with 7:06 left to play in the fourth quarter. Extended the Titans' game-winning touchdown drive with a nine-yard pass to Dorial Green-Beckham on third-and-two in overtime. Gave the Titans a 34-28 overtime victory with a five-yard touchdown pass to Anthony Fasano with 9:50 left to play in the extra session.

- Against Carolina (11/15), started at quarterback and completed 16 of 24 passes for 185 yards with an interception. Rushed five times for 24 yards. Extended the Titans' first touchdown drive with three third-down conversions: a 21-yard strike to Delanie Walker on third-and-12, a nine-yard scamper on third-and-five and a 19-yard pass to Anthony Fasano on third-and-five in the first quarter. Kept the Titans' second scoring drive alive with a 14-yard pass to Dexter McCluster on third-and-four in the second stanza.

- At Jacksonville (11/19), started at quarterback and completed 22 of 35 passes for 231 yards. Rushed five times for 29 yards with his first career rushing touchdown. Kept the Titans' first scoring drive alive with a nine-yard connection to Dexter McCluster on third-and-six in the first quarter. Extended the Titans' touchdown drive with an eight-yard pass to Anthony Fasano on third-and-eight in the third quarter. Gave the Titans a 13-9 lead with a 23-yard touchdown run with 5:22 left to play in the third quarter.

- Against Oakland (11/29), started at quarterback and completed 17 of 37 passes for 218 yards with three touchdowns and two interceptions. Kickstarted the Titans' first touchdown drive with a 36-yard strike to Delanie Walker in the first quarter. Gave the Titans an early 6-0 lead with a 20-yard touchdown pass to Craig Stevens with 5:53 left to play in the opening stanza. Cut the Raiders' lead to 17-14 with a 13-yard touchdown pass to Harry Douglas and a two-point conversion connection with Dorial Green-

Beckham with 6:22 left to play in the third quarter. Kept the Titans' fourth quarter touchdown drive alive with a 14-yard pass to Antonio Andrews on third-and-11 in the fourth quarter. Gave the Titans a 21-17 lead with a one-yard touchdown toss to Jalston Fowler with less than five minutes to play in the fourth quarter. During the fourth quarter, broke Vince Young's franchise record for the most passing yards during a rookie season.

- Against Jacksonville (12/6), started at quarterback and completed 20 of 29 passes for 268 yards with three touchdowns and an interception for a 118.2 passer rating. Rushed nine times for a career-best 112 yards with a touchdown. Became the only player in NFL history to pass for at least 250 yards with three touchdowns and rush for more than 100 yards in the same game. His 112 rushing yards are the most by a quarterback in franchise history in a single game. Kept the Titans' first touchdown drive alive with three third-down conversions: a 26-yard strike to Dorial Green-Beckham on third-and-11, and two nine-yard tosses to Kendall Wright on third-and-one and third-and-five. Gave the Titans a 7-0 lead with a 10-yard touchdown pass to Craig Stevens with 4:15 remaining in the first quarter. Extended the Titans' second touchdown drive with a 29-yard dart to Delanie Walker on third-and-seven in the second quarter. Increased the Titans' lead to 14-6 with a seven-yard touchdown pass to Walker on third-and-seven in the second stanza. Kept the Titans' two-minute scoring drive alive with a 20-yard connection to Green-Beckham on third-and-10 late in the first half. Gave the Titans a 28-19 lead with a 47-yard touchdown pass to Green-Beckham on the first play of the fourth quarter. Helped the Titans recapture the lead at 35-32 with a record-breaking 87-yard touchdown run on third-and-seven midway through the fourth quarter. The 87-yard touchdown run was the longest run in franchise history by a quarterback, the third longest run by a quarterback in NFL history and the fifth-longest run overall for the team.

- At N.Y. Jets (12/13), started at quarterback and completed 21 of 39 passes for 274 yards with an interception. Collected his first career reception which resulted in a 41-yard touchdown. Extended the Titans' touchdown drive with a one-yard toss to Dexter McCluster on third-and-one in the third quarter. Scored the Titans only touchdown with a 41-yard touchdown reception down the right sideline from Antonio Andrews with 4:09 left to play in the third quarter. Converted the two-point conversion with a pass to Dexter McCluster. He became the first player since Walter Payton in 1983 to record touchdowns of at least 40 yards passing, rushing and receiving in the same season.

- At New England (12/20), started at quarterback and completed three of six passes for 32 yards before leaving the game in the second quarter with an injury.

COLLEGE:

- At Oregon, Mariota broke nearly every major passing record for the school, totaling 10,796 career passing yards and 105 touchdown passes. The three-time All-Pac-12 selection started every game over his three collegiate seasons (2012-14), earned a 36-5 record, completed at least one touchdown pass in every game, and is one of four players in FBS history to pass for 10,000 yards and rush for 2,000 yards (2,237) in a career, joining Dan LeFevour, Robert Griffin III and Colin Kaepernick.

- His career passing statistics included 1,167 attempts, 779 completions, 10,796 yards, 105 touchdowns, 14 interceptions and an efficiency rating of 171.8. Additionally, he rushed 337 times for 2,237 yards and 29 touchdowns and recorded two touchdown receptions.

- He became one of four players in FBS history to pass for over 10,000 yards (10,796) and run for over 2,000 yards (2,237) in a career. He set University of Oregon records for career total offense (13,033 yards), passing yards (10,796), completions (779), touchdown passes (105), rushing yards by a quarterback (2,237), completion percentage (66.8), total touchdowns (136) and total points accounted for (816). He was the 14th player in conference history to eclipse the 10,000-yard barrier in total offense, and he ended his career ranked seventh all-time in Pac-12 career passing yards.

- He completed at least one touchdown pass in all 41 games in which he played, good for second in NCAA history behind Marshall's Rakeem Cato (46).

- From 2012 to 2013, Mariota set the Pac-12 record with 353 consecutive passes without an interception. He became the only player in league history to put together multiple interception-free streaks of 200 attempts or more.

- Mariota became the Pac-12's first quarterback ever to be named first-team All-Conference three times.

- As a junior (2014), started all 15 games en route to the team's appearance in the College Football Playoff Championship Game. Completed 304

of 445 pass attempts for 4,454 yards (third in FBS) with 42 touchdowns (second) and four interceptions. Rushed 135 times for 770 yards and 15 touchdowns. Had the nation's top passer efficiency rating at 181.7.

- Became the Ducks' first Heisman Trophy winner and the first Heisman winner from the state of Hawaii. Also became Oregon's second unanimous first-team All-American of all time. Additional honors included Player of the Year by the Associated Press and the Walter Camp Football Foundation, the Maxwell Award, the Davey O'Brien National Quarterback Award and the Johnny Unitas Golden Arm Award. Named Pac-12 Offensive Player of the Year and 2015 Rose Bowl Offensive MVP.
- His 58 total touchdowns—42 passing, 15 rushing and one receiving—set the single-season conference record, breaking Matt Barkley's (USC) mark of 41 from 2011. His passing touchdowns also marked a new conference best.
- Led the Ducks to No. 2 in the final Associated Press rankings. Directed the third-overall rated offense in the country (547 yards per game) and the 10th-ranked passing offense (312.5).
- Against Florida State (1/1/15), recorded a season-high 26 completions (36 attempts) for 338 yards, scoring two touchdowns through the air and one on the ground in the College Football Playoff Semifinal Rose Bowl victory.
- Against Ohio State (1/12/15) in the inaugural College Football Playoff Championship game, completed 24 passes for 333 yards and two touchdowns, including a 70-yard touchdown toss. Added 39 rushing yards.
- As a sophomore (2013), started all 13 games and was 245-of-386 passing (65.8 percent) for 3,665 yards, 31 touchdowns and four interceptions. Rushed 96 times for 715 yards and nine touchdowns.
- Named first-team All-Pac-12 for the second consecutive season and named Oregon's Most Inspirational Player in a vote of his teammates. Led the Pac-12 in passing efficiency (167.7), passing yards per completion (14.96 avg.) and total points responsible for (240) while ranking seventh in the country in the former two categories and tied for ninth in the latter. Nationally, rated ninth in total offense (336.9), 12th in touchdown passes (31) and 14th in passing yards per game (281.9). Became the first player in school history to eclipse 4,000 yards of total offense in a single season (4,380) and was one of three league players to surpass the previous Pac-12 season record in 2013. Set school records for most points responsible for, completions (245) and most total touchdowns (40), and finished second on the single-season passing yards ledger (3,665). Broke Pac-12 and Oregon pinnacles for consecutive pass attempts without an interception in both a single season (285) and a career (353). Extended his streak of tossing at least one touchdown pass in every game of his career (26).
- As a redshirt freshman (2012), started all 13 games and was 230-of-336 passing for 2,677 yards with 32 touchdowns and six interceptions. Rushed 106 times for 752 yards and five touchdowns. Won honorable mention All-American and Pac-12 Offensive Freshman of the Year honors and became the Pac-12's first freshman quarterback to earn first-team all-league honors in 23 years. Recorded at least one touchdown pass in every game and set a conference freshman record for most touchdown passes in a season. Led the conference and ranked seventh in the country in passing efficiency (163.23). Led the league in completion percentage (68.45), falling just short of the NCAA freshman record of 69.5 percent (Sam Bradford, Oklahoma, 2007). Finished second on Oregon's single-season total offensive yards list (3,429) and ninth in passing yards (2,677). The Ducks' second-leading rusher (752) also ran for more yards in one year than any other quarterback in school history, including a single-game best 135 yards at Arizona State.
- Also in 2012, threw only one interception over his final seven games, a stretch that included 119 consecutive pass attempts without an interception.
- Redshirted in 2011.
- The second-team academic all-conference choice graduated from

Oregon in December 2014 with a degree in general science.

PERSONAL:

- Splits time between Nashville and Honolulu, Hawaii.
- Attended Saint Louis (Honolulu, Hawaii) High School, where as a senior he threw for 2,597 yards on 165-of-255 passing (64.7%), including 32 touchdowns against only five interceptions. Guided the Crusaders to an 11-1 record and a state title. Also rushed the ball 60 times for 455 yards (7.6 yards per carry) and seven scores.
- Rated a four-star recruit by 247Sports.com and garnered three stars from both Rivals.com and Scout.com. Rated the No. 6 recruiting prospect in the state of Hawaii and No. 12 overall quarterback in the nation by Rivals.com. Named PrepStar Magazine All-West Region, Interscholastic League of Honolulu Offensive Player of the Year and first-team All-ILH. Played in the NUC All-World Gridiron Classic, a high school all-star bowl in Columbia, S.C.
- List of favorites: (movie) "The Longest Yard"; (TV show) "The Fresh Prince of Bel-Air"; (actor) Dwayne Johnson; (pregame playlist) The Green, Drake; (video game) "FIFA"; (food) steak, Kalua pork; (guilty pleasure) Cookies 'n' Cream Pizookie from BJ's Restaurant & Brewhouse; and (athlete as a child) Emmitt Smith.
- Born Marcus Ardel Taulauniu Mariota on Oct. 30, 1993 in Honolulu, Hawaii.

MARCUS MARIOTA'S GAME-BY-GAME

2015 Tennessee Titans				PASSING										RUSHING					COMBINED RUSH + PASS		
Date	Opp	W/L	P/S	Att	Cmp	Pct	Yds	Yds/Att	TD	Int	Lg	Sk	Lst	Rating	Att	Yds	Avg	Lg	TD	Yards	Touchdowns
Sept 13	@ TB	W	S	15	13	86.7	209	13.9	4	0	52t	2	24	158.3	2	6	3.0	9	0	215	52, 12, 4, 1
Sept 20	@ Cle	L	S	37	21	56.8	257	6.9	2	0	33	7	38	96.3	3	19	6.3	12	0	276	19, 13
Sept 27	Ind	L	S	44	27	61.4	367	8.3	2	2	35	3	22	84.2	0	0	-	0	0	367	7, 3
Oct 11	Buf	L	S	32	21	65.6	187	5.8	0	1	23	2	8	68.1	5	47	9.4	22	0	234	
Oct 18	Mia	L	S	33	21	63.6	219	6.6	1	2	32	5	37	67.6	0	0	-	0	0	219	3
Oct 25	Atl	L	IA																		
Nov 1	@ Hou	L	IA																		
Nov 8	@ NO	W	S	39	28	71.8	371	9.5	4	0	61t	0	0	135.7	1	5	5.0	5	0	376	61, 2, 8, 5
Nov 15	Car	L	S	24	16	66.7	185	7.7	0	1	24	1	7	72.4	5	24	4.8	10	0	209	
Nov 19	@ Jax	L	S	35	22	62.9	231	6.6	0	0	29	4	19	82.0	5	29	5.8	23t	1	260	23r
Nov 29	Oak	L	S	37	17	45.9	218	5.9	3	2	36	2	13	69.4	1	7	7.0	7	0	225	20, 13, 1
Dec 6	Jax	W	S	29	20	69.0	268	9.2	3	1	47t	4	11	118.2	9	112	12.4	87t	1	380	10, 7, 47, 87r
Dec 13	@ NYJ	L	S	39	21	53.8	274	7.0	0	1	51	5	47	65.5	3	3	1.0	3	0	277	
Dec 20	@ NE	L	S	6	3	50.0	32	5.3	0	0	19	3	32	66.0	0	0	-	0	0	32	
Dec 27	Hou	L	IA																		
Jan 3	@ Ind	L	IA																		
Totals		3-13	12/12	370	230	62.2	2,818	7.6	19	10	61t	38	258	91.5	34	252	7.4	87t	2		

2016 Tennessee Titans				PASSING										RUSHING					COMBINED RUSH + PASS		
Date	Opp	W/L	P/S	Att	Cmp	Pct	Yds	Yds/Att	TD	Int	Lg	Sk	Lst	Rating	Att	Yds	Avg	Lg	TD	Yards	Touchdowns
Sept 11	Min	L	S	41	25	61.0	271	6.6	2	1	29	2	19	86.5	4	19	4.8	10	0	290	6, 4
Sept 18	@ Det	W	S	33	25	75.8	238	7.2	2	1	32	3	14	102.8	2	11	5.5	6	0	249	30, 9
Sept 25	Oak	L	S	33	17	51.5	214	6.5	0	2	26	1	2	46.8	3	22	7.3	9	0	236	
Oct 2	@ Hou	L	S	29	13	44.8	202	7.0	0	1	60	1	6	54.1	4	20	5.0	9	0	222	
Oct 9	@ Mia	W	S	29	20	69.0	163	5.6	3	0	29	0	0	117.5	7	60	8.6	21	1	223	5r, 5, 20, 4
Oct 16	Cle	W	S	24	17	70.8	284	11.8	3	1	48t	2	14	132.6	7	64	9.1	41	0	348	11, 48, 15
Oct 23	Ind	L	S	37	22	59.5	232	6.3	2	0	26	3	25	95.8	2	14	7.0	14	0	246	10, 7
Oct 27	Jax	W	S	22	18	81.8	270	12.3	2	0	47	0	0	148.1	3	11	3.7	7	0	281	36, 4
Nov 6	@ SD	L	S	43	27	62.8	313	7.3	3	2	48	0	0	88.6	3	14	4.7	14t	1	327	16, 7, 14r, 8
Nov 13	GB																				
Nov 20	@ Ind																				
Nov 27	@ Chi																				
Dec 11	Den																				
Dec 18	@ KC																				
Dec 24	@ Jax																				
Jan 1	Hou																				
Totals		4-5	9/9	291	184	63.2	2,187	7.5	17	8	60	12	80	94.1	35	235	6.7	41	2		

MARCUS MARIOTA'S NFL STATISTICS

REGULAR SEASON			PASSING										RUSHING					
Year	Team	GP/GS	Att	Cmp	Pct	Yds	Yd/Att	TD	INT	Lg	Sk	Yds	Rat	Att	Yds	Avg	Lg	TD
2015	Tenn.	12/12	370	230	62.2	2,818	7.6	19	10	61t	38	258	91.5	34	252	7.4	87t	2
2016	Tenn.	9/9	291	184	63.2	2,187	7.5	17	8	60	12	80	94.1	35	235	6.7	41	2
NFL Totals		21/21	661	414	62.6	5,005	7.6	36	18	61t	50	338	92.6	69	487	7.1	87t	4

Career record as starter: 7-14 (.333)

Single-Game Highs

Attempts - 44 vs. Indianapolis (9/27/15)
 Completions - 28 at New Orleans (11/8/15)
 Passing Yards - 371 at New Orleans (11/8/15)
 Touchdown Passes - 4 (Twice, last at New Orleans 11/8/15)
 Long Completion - 61t at New Orleans (11/8/15)
 Rushes - 9 vs. Jacksonville (12/6/15)
 Rushing Yards - 112 vs. Jacksonville (12/6/15)

Long Rush - 87t vs. Jacksonville (12/6/15)
 Rushing Touchdowns - **1 (Four times, last at San Diego 11/6/16)**

Additional Statistics

Receptions - 41-yard touchdown (at N.Y. Jets 12/13/15)



18 RISHARD MATTHEWS



WIDE RECEIVER • 6'0" • 217 LBS • COLLEGE: NEVADA
ACQUIRED: UNRESTRICTED FREE AGENT (MIA) - 2016
NFL EXPERIENCE (NFL/TITANS): 5/1 • HOMETOWN: SANTA ANA, CALIF.
GAMES PLAYED/GAMES STARTED: 58/20 (PLAYOFFS: 0/0)

PRO: The Titans signed Rishard Matthews early in the 2016 free agency period to bring veteran leadership and big-play potential to the wide receiver position. The 6-foot, 217-pounder is coming off his most successful season in 2015 in which he recorded career highs with 43 receptions, 662 receiving yards and four touchdowns. Matthews spent his first four NFL campaigns with the Miami Dolphins after being drafted by the team in the seventh round of the 2012 NFL Draft. The University of Nevada product is a versatile player, having lined up outside and in the slot with the Dolphins.

CAREER HIGHLIGHTS:

- In 2015, Matthews set career-highs with 43 catches, 662 receiving yards and four touchdown receptions despite playing in just 11 games for the Miami Dolphins.
- In 2013, Matthews appeared in all 16 games with the Dolphins and hauled in 41 receptions for 448 yards with two touchdowns.

TITANS TIDBITS:

- Matthews' father, Andre, is a retired U.S. Marine Corps master sergeant.
- In October 2015, Matthews' half-brother Christopher Ruiz was killed while serving as a retired Marine working as a private defense contractor in Afghanistan. Ruiz served in the Marines for 10 years, and served overseas in Operation Iraqi Freedom. He was in Afghanistan training locals to fight for their country, when he was killed. Ruiz was one of six U.S. Airmen and five other civilian contractors killed in the crash of an Air Force C-130 as it tried to put down at the Jalalabad Airfield on Oct. 2.
- Matthews wears a bracelet with the words "Forever by my side." It has his fallen brother's name on it, along with the Marines logo. He wears the bracelet every day.

CAREER TRANSACTIONS:

- The Santa Ana, Calif., native was originally selected by the Miami Dolphins in the seventh round (227th overall) of the 2012 NFL Draft.
- Signed by the Titans as an unrestricted free agent on March 11, 2016.

SEASON RECAPS:

2016 (9/3 - Tennessee): Leads the team with five receiving touchdowns and ranks second on the team with 420 receiving yards. Tied for second on the squad with 33 receptions. Has led the team in receiving yards once in 2016 (at HOU). Has tied for the team lead in receptions once in 2016 (vs. JAX).

- Against Minnesota (9/11), made his Titans debut as a reserve at wide receiver and snared three receptions for 26 yards.
- At Detroit (9/18), started at wide receiver and totaled four receptions for 40 yards. Kickstarted the Titans' first touchdown drive with a 20-yard catch late in the third quarter.
- Against Oakland (9/25), started at wide receiver and collected three receptions for 32 yards.
- At Houston (10/2), saw action as a reserve at wide receiver and led the team with 82 receiving yards on two catches. Set up the Titans' first touchdown with a career-long 60-yard reception down the left sideline in the second quarter. Kept the Titans' third-quarter scoring drive alive with a 22-yard reception on third-and-nine.
- At Miami (10/9), played as a reserve at wide receiver and caught four passes for 32 yards with a touchdown. Sealed the Titans' 30-17 victory with a diving, four-yard touchdown catch with 8:23 left to play in the game.
- Against Cleveland (10/16), saw action as a reserve at wide receiver and hauled in three receptions for 70 yards with a touchdown. Gave the Titans a 7-0 advantage with an 11-yard touchdown catch with 10:37 remaining in the first quarter. Set up the Titans' third touchdown with a diving, 43-yard

reception in the third quarter.

- Against Indianapolis (10/23), played as a reserve at wide receiver and snared four receptions for 37 yards. Kept the Titans' touchdown drive alive late in the first half with a six-yard grab on third-and-three. Extended the Titans' final touchdown drive by fighting for the first down on a 20-yard reception on third-and-19 in the fourth quarter.
- Against Jacksonville (10/27), started at wide receiver and tied for the team lead with four receptions for 38 yards with a touchdown. Extended the Titans' first scoring drive with a 16-yard catch on third-and-four in the first quarter. Increased the Titans lead to 33-8 with a four-yard touchdown catch on third-and-goal with 6:53 remaining in the third quarter.
- At San Diego (11/6), played as a reserve at wide receiver and caught six passes for 63 yards while tying a career-high with two receiving touchdowns. Cut the Chargers' lead to 16-7 with a 16-yard touchdown reception with 11:14 left to play in the second quarter. Got open in the left corner of the end zone for his second touchdown of the afternoon, a seven-yard reception, with 14 seconds left to play in the first half.

2015 (11/11 - Miami): Started the first 11 games of the season and totaled career-highs with 43 receptions for 662 yards (15.4 avg.) and four touchdowns. Missed the final five contests due to injury. Was placed on injured reserve on Jan. 2, 2016. His 662 receiving yards ranked second on the team and his 43 receptions ranked third on the squad. Added one rush for four yards. Made one miscellaneous tackle. Had one punt return for nine yards.

- At Washington (9/13), started the season opener and had four receptions for 34 yards and one touchdown.
- At Jacksonville (9/20), started at wide receiver and posted a season-high six receptions for 115 yards. Recorded a 48-yard reception on the team's opening drive in the first quarter.
- Against Buffalo (9/27), caught six passes for 113 yards and two touchdowns.
- Against Houston (10/25), was named a team captain and caught three passes for 75 yards and one touchdown in 44-26 victory.
- At New England (10/29), caught a season-high seven passes for 62 yards.

2014 (14/0 - Miami): Played in 14 games as a reserve and finished the season with 12 receptions for 135 yards and two touchdowns. Added one rush for three yards. Posted four tackles on special teams.

- At Oakland (9/28), had two catches for 27 yards with a season-long 23-yard reception in London.
- At Jacksonville (10/26), recorded a three-yard touchdown reception.
- Against San Diego (11/2), had one reception for a 21-yard touchdown on the opening possession of the second half. Recorded touchdown receptions in consecutive games for the first time in his career.

2013 (16/5 - Miami): Played in all 16 games with five starts and recorded 41 catches for 448 yards and two touchdowns. Led the team in receptions once and in receiving yardage twice. Had one game of double figure receptions and one game of 100-plus yards in receptions.

- Against Atlanta (9/22), had four catches for 42 yards.
- At Tampa Bay (11/11), made his first start of season and led the Dolphins in receptions and receiving yardage with 11 catches for 120 yards and two touchdowns. It was his first career 100-yard reception game and the first touchdowns of his NFL career. He became the first player in Dolphins history to record 11 or more receptions and two or more touchdown catches in the same game.
- Against New England (12/15), registered five receptions for 64 yards.

- Against N.Y. Jets (12/29), led the team in receiving yards with four catches for 58 yards.

2012 (8/1 - Miami): Played in eight games with one start and recorded 11 catches for 151 yards. Did not play once and was inactive seven games.

- At Buffalo (11/15), made first NFL reception with one catch for 19 yards.
- Against Jacksonville (12/16), registered three receptions for 23 yards.
- Against Buffalo (12/23), posted two catches for 37 yards, including season-long 30-yard catch.
- At New England (12/30), made his first NFL start and collected three catches for 36 yards.

COLLEGE:

- Was a two-year starter at Nevada (2010-11). Also attended Bakersfield College (2009) and Santa Ana (Calif.) College (2007-08).
- Played in 26 career games with 25 starts at Nevada and recorded 147 receptions for 2,243 yards (15.4 avg.) and 13 touchdowns. Added 10 rushes for 75 yards and two scores. Returned 48 punts for 551 yards (11.5 avg.) with two scores and totaled 91 yards on five kickoff returns (18.2 avg.).
- As a junior (2011), started 12 games and named second-team All-American and first-team All-Western Athletic Conference as a punt returner and receiver. Recorded 91 receptions for 1,364 yards (15.4 avg.) and eight touchdowns. Led the WAC and ranked 10th nationally with an average of 7.58 receptions per game. Returned 23 punts for 307 yards (13.4 avg.). Posted seven games with 100-plus receiving yards, including two games of 200-plus yards.
- As a sophomore (2010), played in 14 games with 13 starts as a sophomore and was named as an honorable mention All-American and first-team All-WAC. Recorded 56 receptions for 879 yards (15.7 avg.) and five touchdowns. Scored twice on five carries for 76 yards (15.2 avg.). Added 91 yards on five kickoff returns (18.2 avg.) and had 25 punt returns for 244 yards (9.8 avg.) with a touchdown.
- In 2009, played in 11 games at Bakersfield College and led the team with 47 receptions for 619 yards (13.2 avg.) and six touchdowns. Carried seven

times for 20 yards and added 17 punt returns for 319 yards (18.9 avg.).

- Attended Santa Ana (Calif.) College from 2007-08.
- Majored in physical education at Nevada.

PERSONAL:

- Attended Saddleback (Santa Ana, Calif.) High School and earned All-State, All-Golden West Football Conference and All-CIF Southern section honors as a receiver and strong safety as a senior.
- Caught 47 passes for 1,058 yards (22.5 avg.) and 16 touchdowns. Added 98 yards and a score on 13 carries (7.5 avg.). Produced a total of 132 points that included 22 touchdowns, as he scored twice on 11 punt returns for 270 yards (24.55 avg), adding two more touchdowns on 10 kickoff returns for 407 yards (40.7 avg).
- Also lettered for the basketball team, as he averaged 9.8 points, 6.8 rebounds, 2.6 assists, 0.3 blocks and 2.3 steals.
- Attended Clovis (N.M.) High School in 2005 and rushed 29 times for 358 yards (12.4 avg.) and five touchdowns. Added 43 receptions for 839 yards and 12 touchdowns.
- Follow Matthews on Twitter at @_RMatthews.
- Follow Matthews on Instagram at @rishardmatthews.
- Born Rishard Andre Matthews on Oct. 12, 1989 in San Diego, Calif.



10 TRE McBRIDE

WIDE RECEIVER • 6'0" • 210 LBS • COLLEGE: WILLIAM & MARY
ACQUIRED: 7TH ROUND - 2015 • NFL EXPERIENCE (NFL/TITANS): 2/2
HOMETOWN: MCDONOUGH, GA.
GAMES PLAYED/GAMES STARTED: 7/0 (PLAYOFFS: 0/0)



PRO: The Titans selected Tre McBride in the seventh round (245th overall) of the 2015 NFL Draft. The William and Mary product is one of the promising members of a young receiving corps battling for playing time in 2016 and also excels on special teams. The McDonough, Ga., native is a tireless worker with an excellent catch radius and outstanding body control, ball tracking and concentration. Though he has a 6-foot frame, his jumping ability and strength at the point of the catch are traits that allow him to play larger than that.

CAREER HIGHLIGHTS:

- As a rookie in 2015, he played in seven games, totaling two receptions for eight yards and a touchdown while also returning 10 kickoffs for 190 yards.
- McBride was a three-time All-CAA selection at wide receiver at William and Mary. He was also the CAA Special Teams Player of the Year who earned all-conference accolades as a kick returner.

TITANS TIDBITS:

- McBride's father, Douglas, is a U.S. Army Colonel currently stationed at Fort Lee, Va., and has had two tours in Iraq and one tour in Afghanistan.
- McBride has played the trumpet since sixth grade and started playing the harmonica in college.
- McBride is the creator and administrator of a lifestyle website called Fresh Life Only (freshlifeonly.com), or Flo. He and his co-creators blog on topics related to the mind, body, soul and finances.

CAREER TRANSACTIONS:

- The McDonough, Ga., native was selected by the Titans in the seventh round (245th overall) the 2015 NFL Draft.

SEASON RECAPS:

2015 (0/0):

- At San Diego (11/6), was inactive.

2015 (7/0): Played in seven games as a rookie. Returned 10 kickoffs for 190 yards and posted two receptions for eight yards with a touchdown. Registered five special teams tackles and a forced fumble on coverage units. Spent the first 10 weeks of the season on the team's practice squad. Collected his first career NFL reception and his first career NFL touchdown against Houston (12/27/15). Made his NFL debut at Jacksonville (11/19/15). Led or tied for the team lead in special teams tackles three times in 2015 (at NE, vs. HOU, at IND).

- At Jacksonville (11/19), made his NFL debut as a reserve on special teams.
- Against Oakland (11/29), played as a reserve on special teams and as the kickoff returner. Forced a fumble on kickoff coverage and returned one kickoff for 31 yards. Forced a fumble on a Jeremy Ross kickoff return that was recovered by Daimion Stafford at the Raiders' 18-yard line in the third quarter.
- Against Jacksonville (12/6), returned four kickoffs for 80 yards.
- Against Houston (12/27), played as a reserve at wide receiver and caught his first two career receptions for eight yards with his first career touchdown. Returned one kickoff for 21 yards. Notched a special teams tackle on coverage units. Got the Titans on the scoreboard with his first career touchdown, a one-yard touchdown reception, with 1:31 left to play in the fourth quarter.
- At Indianapolis (1/3), played as a reserve at wide receiver and carried the ball once for eight yards. Led the team with two special teams tackles on coverage units.

COLLEGE:

- Appeared in 45 career games with 33 starts at William and Mary and finished his career ranked second in career receptions at W&M (196), fifth in receiving yards (2,653), fifth in all-purpose yards (4,281), tied for sixth in touchdown catches (19), fifth in kickoff return yards (1,294) and third in 100-yard receiving games (eight).
- As a senior (2014), selected to the All-CAA First Team as a wide receiver for the second consecutive season. Named the Touchdown Club of Richmond WR/TE of the Year and VaSID All-State Second Team selection. Ranked second in the CAA in all-purpose yards per game (131.2), fourth in receptions per game (5.8), fourth in receiving yards per game (73.5) and sixth in kick return average (20.7). Finished the season with 64 catches for 809 yards with four touchdowns. Was a 2015 East-West Shrine Game participant.
- As a junior (2013), honored as the CAA Special Teams Player of the Year. Earned first-team All-CAA distinction as a wide receiver and second-team accolades as a kick returner. Selected as a honorable mention All-American by the College Sporting News and garnered first-team VaSID all-state honors as a wide receiver and kick returner. Appeared in all 12 games with 11 starts and finished the season with a team-high 63 receptions for 801 yards with five touchdowns. Also led the team with 1,533 all-purpose yards, which ranks ninth on the Tribe's single-season list. Totaled 605 kickoff return yards, which ranks fourth on W&M's single-season list. Recorded touchdown catches five consecutive weeks during the conference slate. Named William & Mary QB Club Co-Offensive Player of the Year.
- As a sophomore (2012), named an All-CAA second-team selection. Started all 11 games and led the team with 55 receptions for 897 yards and 10 touchdowns. Also led the team with 1,130 all-purpose yards. Totaled seven carries for 62 yards. Ranked second in the CAA in receiving touchdowns (10), a figure that ranked tied for fifth on the Tribe's single-season list. Finished the season with three 100-yard receiving games and four-multi-touchdown performances. Honored as the William & Mary QB Club Offensive MVP.
- As a freshman (2011), saw action in all 11 games, becoming the first William & Mary true freshman wide receiver to play since D.J. McAulay in 2005. Finished the season with 14 receptions for 146 yards and four carries for 29 yards. Honored as the William & Mary QB Club Rookie of the Year.
- Graduated with a degree in kinesiology from William & Mary in May 2015.

PERSONAL:

- Splits time between Nashville and McDonough, Ga.
- Was a three-year starter as a running back at Ola (McDonough, Ga.) High School.
- Recorded more than 1,500 all-purpose yards as a senior. Finished the 2010 season averaging 9.8 yards per carry and more than 25 yards per reception with 10 touchdowns. Garnered all-region accolades in 2010 for the second consecutive year. Was selected All-Southern Crescent and named to the Southern Crescent Top 12 Most Wanted Football Recruits. Earned the Mustang Scholar-Athlete Award and was chosen as the OHS Offensive Player of the Year.
- Totaled 1,000 all-purpose yards with seven touchdowns as a junior running back. Averaged more than 8.5 yards per carry and more than 20 yards per reception. Garnered all-region honors in 2009 and was selected as the 2009 OHS Athlete of the Year.
- Following his junior year, posted an outstanding performance at the National Underclassman Combine (NUC) and Rivals combine in Atlanta

where he earned MVP honors for wide receivers.

- Was a two-year letterwinner in basketball and was the team's leading scorer during the Georgia State basketball playoffs.
- Also lettered in track as a jumper.
- Was ranked in the top five percent of his senior class. Named a Georgia Merit Scholarship winner and a Distinguished Honor Roll Student.
- Was the the first chair trumpet player for the OHS concert band.
- Follow McBride on Twitter and Instagram at @uno_dos_tre3.
- List of favorites: (TV show) "Hey Arnold!"; (movie) "Takers"; (actor) Will Smith; (childhood sports heroe) Michael Vick; (childhood sports teams) New York Giants; (video game) "GTA"; (guilty pleasure) Pillsbury chocolate

chip cookies; and (food) Italian.

- Born Douglas McArthur McBride III on Dec. 1, 1992 in Killeen, Texas.

TRE McBRIDE'S GAME-BY-GAME

2015 Tennessee Titans					RECEIVING					2016 Tennessee Titans					RECEIVING				
Date	Opp.	W/L	P/S	No	Yds	Avg	Lg	TD	Date	Opp.	W/L	P/S	No	Yds	Avg	Lg	TD		
Nov 19	@ Jax	L	p	0	0	-	0	0	Nov 6	@ SD	L	IA							
Nov 29	Oak	L	p	0	0	-	0	0	Nov 13										
Dec 6	Jax	W	p	0	0	-	0	0	Nov 20	@ Ind									
Dec 13	@ NYJ	L	p	0	0	-	0	0	Nov 27	@ Chi									
Dec 20	@ NE	L	p	0	0	-	0	0	Dec 11	Den									
Dec 27	Hou	L	p	2	8	4.0	7	1	Dec 18	@ KC									
Jan 3	@ Ind	L	p	0	0	-	0	0	Dec 24	@ Jax									
Totals		1-6	7/0	2	8	4.0	7	1	Jan 1	Hou									
									Totals		0-1	0/0	0	0	0.0	0	0		

TRE McBRIDE'S NFL STATISTICS

REGULAR SEASON				RECEIVING						RUSHING				
Year	Team	GP	GS	No	Yds	Avg	Lg	TD	Att	Yds	Avg	Lg	TD	
2015	Tennessee	7	0	2	8	4.0	7	1	1	8	8.0	8	0	
2016	Tennessee	0	0	0	0	0.0	0	0	0	0	0.0	0	0	
NFL Totals		7	0	2	8	4.0	7	1	1	8	8.0	8	0	

Single-Game Highs

- Receptions - 2 vs. Houston (12/27/15)
- Receiving Yards - 8 vs. Houston (12/27/15)
- Long Reception - 7 vs. Houston (12/27/15)
- Touchdowns - 1 vs. Houston (12/27/15)
- Rushing Attempts - 1 at Indianapolis (1/3/15)

- Rushing Yards - 8 at Indianapolis (1/3/15)
- Long Rush - 8 at Indianapolis (1/3/15)

Additional Statistics

- Kickoff Returns - 10 for 190 yards (2015)
- Special Teams Forced Fumble - 6 (2015)



23 BRICE McCAIN

CORNERBACK • 5'9" • 190 LBS • COLLEGE: UTAH
ACQUIRED: FREE AGENT - 2016 • NFL EXPERIENCE (NFL/TITANS): 8/1
HOMETOWN: TERRELL, TEXAS
GAMES PLAYED/GAMES STARTED: 109/34 (PLAYOFFS: 3/2)



PRO: The Titans signed Brice McCain as a free agent early in the 2016 offseason to add competition and experience to the cornerback position. The 5-foot-9-inch, 190-pounder is a veteran defensive back that has seen time outside and as a nickel corner during his seven NFL seasons. Prior to arriving in Tennessee, the University of Utah product spent his first five NFL campaigns as a member of the Houston Texans. McCain has also seen action with the Pittsburgh Steelers and the Miami Dolphins.

CAREER HIGHLIGHTS:

- In 2015, McCain saw action in 14 games in his only season in Miami and tallied 39 tackles, one interception and 10 passes defended.
- In 2014, McCain played in 14 games for the Pittsburgh Steelers and registered a career-best three interceptions to go along with 25 tackles and six passes defended.

TITANS TIDBITS:

- In 2014, McCain played with the Pittsburgh Steelers and worked with current Titans defensive coordinator Dick LeBeau. McCain kept his notes from playing in LeBeau's defense and referenced them when making the transition to Tennessee.

CAREER TRANSACTIONS:

- The Terrell, Texas, native was originally selected by the Houston Texans in the sixth round (188th overall) of the 2009 NFL Draft.
- Re-signed by the Texans as an unrestricted free agent on March 20, 2013.
- Released by the Texans on March 11, 2014.
- Signed by the Pittsburgh Steelers as a free agent on April 1, 2014.
- Signed by the Miami Dolphins as an unrestricted free agent on March 11, 2015.
- Released by the Dolphins on Feb. 16, 2016.
- Signed by the Titans as a free agent on March 2, 2016.

SEASON RECAPS:

2016 (9/4 - Tennessee): Has tied for the team lead in special teams tackles once in 2016 (vs. MIN).

- Against Minnesota (9/11), made his Titans debut as the nickel back and collected four tackles and a pass defended. Posted a special teams tackle on coverage units. Broke up a pass intended for Adam Thielen late in the second quarter.
- At Detroit (9/18), started at nickelback and posted a tackle.
- Against Oakland (9/25), started at nickelback and tallied two tackles and a pass defended. Broke up a deep pass intended for Seth Roberts in the third quarter.
- At Houston (10/2), played as a reserve at nickelback and recorded two tackles.
- At Miami (10/9), saw action as a reserve as the nickelback and registered two tackles.
- Against Cleveland (10/16), played as a reserve as the nickelback and notched three tackles.
- Against Indianapolis (10/23), saw significant action as a reserve at cornerback after Perrish Cox left the game in the second quarter with an injury and collected three tackles.
- Against Jacksonville (10/27), started at cornerback and posted two tackles and a pass defended. Broke up a pass intended for Allen Hurns early in the fourth quarter.
- At San Diego (11/6), started at nickelback and tallied two tackles.

2015 (14/11 - Miami): Played in 14 games with 11 starts and recorded 39

tackles, one interception and 10 passes defended. Was inactive for two contests.

- At Washington (9/13), made his Dolphins debut with six tackles and an interception in the season-opening victory.
- Against N.Y. Giants (12/14), registered a season-high six solo tackles and had one pass defended.
- Against Indianapolis (12/27), matched his season high with two passes defended.
- Against New England (1/3), participated in his 100th career game with a start, three tackles and one pass defended.

2014 (14/9, 1/1 - Pittsburgh): Played in 14 games with nine starts in his lone season with the Steelers. Notched 24 tackles, three interceptions returned for 56 yards, including one for a touchdown, six passes defended and a fumble recovery. Was inactive for one game and did not play in another contest.

- At Jacksonville (10/5), posted his first interception of the season and the sixth of his NFL career, which he returned 22 yards for a score, marking his second career interception returned for a touchdown.
- Against Baltimore (11/2), registered his first career fumble recovery.
- Against Cincinnati (12/28), notched two interceptions, the first multi-interception game of his career.
- Against Baltimore (1/3), started in the team's Wild Card game and collected six tackles in the contest.

2013 (16/4 - Houston): Played in all 16 games with four starts and recorded 28 tackles, one interception and seven passes defended. Added four special teams tackles.

- Against Jacksonville (11/24), made his first start of the season and tallied three solo tackles and one pass defended.
- At Tennessee (12/29), started and made five solo tackles and two passes defended.

2012 (12/2, 0/0 - Houston): Played in 12 contests with two starts and tallied 19 tackles, a half sack, one interception returned for a career-long 86 yards and eight passes defended. Also registered five special teams tackles. Placed on injured reserve - designated for return with a foot injury on Dec. 4, 2012. Missed the final four regular season games and both postseason contests.

- At N.Y. Jets (10/8), had two tackles, one interception and his first career half sack. Returned the interception 86 yards to set up a field goal.
- Against Baltimore (10/21), registered two tackles and two passes defended.

2011 (16/0, 2/1 - Houston): Played as a reserve in all 16 regular season games collected 25 tackles, two interceptions, one of which he returned for his first career touchdown, and 13 passes defended. Added three special teams tackles. Registered two or more passes defended in a game four times. Played in two playoff games with one start and posted two passes defended.

- At Tennessee (10/23), intercepted a Matt Hasselbeck pass and returned it 38 yards for his first career defensive touchdown. Also contributed three solo tackles and one pass defended.
- At Tampa Bay (11/13), intercepted a pass and returned it 10 yards to set-up a field goal. Also registered two passes defended.
- At Indianapolis (12/22), had a season-high seven tackles and registered two passes defended.
- Against Tennessee (1/1), registered a career-best three passes defended to go along with two solo tackles.

- Against Cincinnati (1/7), started in the AFC Wild Card game and registered two passes defended.

2010 (12/3 - Houston): Played in 12 games with three starts and notched 22 tackles and two passes defended. Was inactive for four games.

- Against Indianapolis (9/12), started and registered a season-high seven tackles.

2009 (16/1 - Houston): Played in all 16 games with one start at cornerback and tallied 11 tackles, one interception and three passes defended. Contributed four special teams tackles.

- Against Indianapolis (11/29), recorded his first career interception and first career pass defended.
- At Jacksonville (12/6), finished with a season-high five tackles.
- Against New England (1/3), made his first NFL start and registered a pass defended and on special teams tackle.

COLLEGE:

- Played in 49 games and made 39 starts in four seasons at Utah. Earned All-Mountain West Conference honors as a defensive back in 2007-08 and as a kick returner in 2006. Finished his career with 103 total tackles and his 21 career passes defended are tied for sixth in school history. Returned 37 kickoffs in his career for 847 yards.
- As a senior (2008), started all 13 games at cornerback and earned first-team all-conference honors. Finished the season with 35 tackles, five passes defended and one interception.
- As a junior (2007), started all 13 games and earned second-team All-MWC honors. Finished the season with 11 passes defended, which ranked third in the conference and is tied for fifth-best in a single-season in school history. Recorded 28 tackles, one interception and one forced fumble.
- As a sophomore (2006), played in 13 games and made 12 starts. Was a named honorable mention all-conference as a kick returner. Led the team with five passes defended and collected 28 tackles. Averaged 22.4 yards per kick return, which ranked fourth in the conference.
- As a freshman (2005), appeared in 10 games as a true freshman and made one start and notched 12 total tackles.

- Majored in economics at Utah.

PERSONAL:

- Graduate of Terrell (Texas) High School where he earned all-state and all-area honors. Named all-district as a running back and a defensive back and was named county and team MVP.
- Also lettered in basketball and track and was part of a 400-meter relay team that finished second in the state.
- Earned academic all-MWC honors.
- Follow McCain on Twitter at @McCain21.
- Follow McCain on Instagram at @Kain21.
- Born Brice McCain on Dec. 10, 1986 in Dallas, Texas.

BRICE MCCAIN'S GAME-BY-GAME

2009 Houston Texans

Date	Opp	W/L	P/S	Tot Solo Asst	Sk - Yds	QBP	TFL	Int- Yds	-TD	PD	FF	FR- Yds	SpT
Sept 13	NYJ	L	p	2 2	0 0.0 0.0	NA	NA	0 0	0 0	0 0	0 0	0 0	
Sept 20	@ Ten	W	p	0 0	0 0.0 0.0	NA	NA	0 0	0 0	0 0	0 0	0 0	
Sept 27	Jax	L	p	0 0	0 0.0 0.0	NA	NA	0 0	0 0	0 0	0 0	0 0	
Oct 4	Oak	W	p	1 1	0 0.0 0.0	NA	NA	0 0	0 0	0 0	0 0	0 0	
Oct 11	@ Ari	L	p	2 2	0 0.0 0.0	NA	NA	0 0	0 0	0 0	0 0	0 0	
Oct 18	@ Cin	W	p	0 0	0 0.0 0.0	NA	NA	0 0	0 0	0 0	0 0	0 0	
Oct 25	SF	W	p	0 0	0 0.0 0.0	NA	NA	0 0	0 0	0 0	0 0	0 0	
Nov 1	@ Buf	W	p	1 1	0 0.0 0.0	NA	NA	0 0	0 0	0 0	0 0	1	
Nov 8	@ Ind	L	p	0 0	0 0.0 0.0	NA	NA	0 0	0 0	0 0	0 0	0	
Nov 23	Ten	L	p	0 0	0 0.0 0.0	NA	NA	0 0	0 0	0 0	0 0	1	
Nov 29	Ind	L	p	0 0	0 0.0 0.0	NA	NA	1 0	0 1	0 0	0 0	0	
Dec 6	@ Jax	L	p	5 5	0 0.0 0.0	NA	NA	0 0	0 0	0 0	0 0	0	
Dec 13	Sea	W	p	0 0	0 0.0 0.0	NA	NA	0 0	0 1	0 0	0 0	1	
Dec 20	@ StL	W	p	0 0	0 0.0 0.0	NA	NA	0 0	0 0	0 0	0 0	0	
Dec 27	@ Mia	W	p	0 0	0 0.0 0.0	NA	NA	0 0	0 0	0 0	0 0	0	
Jan 3	NE	W	S	0 0	0 0.0 0.0	NA	NA	0 0	0 1	0 0	0 0	1	
Totals				9-7 16/1	11 11 0 0.0 0.0	NA NA	1	0 0	3 0	0 0	0 0	0 4	

2010 Houston Texans

Date	Opp	W/L	P/S	Tot Solo Asst	Sk - Yds	QBP	TFL	Int- Yds	-TD	PD	FF	FR- Yds	SpT
Sept 12	Ind	W	S	7 5	2 0.0 0.0	NA	NA	0 0	0 0	0 0	0 0	0 0	
Sept 19	@ Was	W	p	2 1	1 0.0 0.0	NA	NA	0 0	0 0	0 0	0 0	0 0	
Sept 26	Dal	L	p	3 3	0 0.0 0.0	NA	NA	0 0	0 0	0 0	0 0	0 0	
Oct 3	@ Oak	W	p	2 1	1 0.0 0.0	NA	NA	0 0	0 0	1 0	0 0	2	
Oct 10	NYG	L	p	2 2	0 0.0 0.0	NA	NA	0 0	0 0	0 0	0 0	0 0	
Oct 17	KC	W	S	0 0	0 0.0 0.0	NA	NA	0 0	0 0	1 0	0 0	0 0	
Nov 1	@ Ind	L	S	5 4	1 0.0 0.0	NA	NA	0 0	0 0	0 0	0 0	0 0	
Nov 7	SD	L	p	0 0	0 0.0 0.0	NA	NA	0 0	0 0	0 0	0 0	0 0	
Nov 14	@ Jax	L	p	1 1	0 0.0 0.0	NA	NA	0 0	0 0	0 0	0 0	0 0	
Nov 21	@ NYJ	L	p	0 0	0 0.0 0.0	NA	NA	0 0	0 0	0 0	0 0	1	
Nov 28	Ten	W	IA										
Dec 2	@ Phi	L	p	0 0	0 0.0 0.0	NA	NA	0 0	0 0	0 0	0 0	0 0	
Dec 13	Bal	L	IA										
Dec 19	@ Ten	L	IA										
Dec 26	@ Den	L	IA										
Jan 2	Jax	W	p	0 0	0 0.0 0.0	NA	NA	0 0	0 0	0 0	0 0	0 0	
Totals				6-10 12/3	22 17 5 0.0 0.0	NA NA	0	0 0	0 2	0 0	0 0	0 3	

BRICE MCCAIN'S GAME-BY-GAME

2011 Houston Texans

Date	Opp	W/L	P/S	Tot Solo Asst	Sk - Yds	QBP	TFL	Int - Yds	-TD	PD	FF	FR - Yds	SpT						
Sept 11	Ind	W	p	0	0	0	0.0	0.0	NA	NA	0	0	0	0	0				
Sept 18	@ Mia	W	p	0	0	0	0.0	0.0	NA	NA	0	0	0	2	0	0	0	1	
Sept 25	@ NO	L	p	0	0	0	0.0	0.0	NA	NA	0	0	0	0	0	0	0	0	
Oct 2	Pit	W	p	3	3	0	0.0	0.0	NA	NA	0	0	0	0	0	0	0	0	
Oct 9	Oak	L	p	1	1	0	0.0	0.0	NA	NA	0	0	0	1	0	0	0	0	
Oct 16	@ Bal	L	p	0	0	0	0.0	0.0	NA	NA	0	0	0	0	0	0	0	0	
Oct 23	@ Ten	W	p	3	3	0	0.0	0.0	NA	NA	1	38t	1	1	0	0	0	0	
Oct 30	Jac	W	p	3	3	0	0.0	0.0	NA	NA	0	0	0	0	0	0	0	0	
Nov 6	Cle	W	p	0	0	0	0.0	0.0	NA	NA	0	0	0	0	0	0	0	1	
Nov 13	@ TB	W	p	2	2	0	0.0	0.0	NA	NA	1	10	0	2	0	0	0	0	
Nov 27	@ Jac	W	p	2	2	0	0.0	0.0	NA	NA	0	0	0	1	0	0	0	1	
Dec 4	Atl	W	p	1	1	0	0.0	0.0	NA	NA	0	0	0	0	0	0	0	0	
Dec 11	@ Cin	W	p	1	1	0	0.0	0.0	NA	NA	0	0	0	0	0	0	0	0	
Dec 18	Car	L	p	0	0	0	0.0	0.0	NA	NA	0	0	0	0	0	0	0	0	
Dec 22	@ Ind	L	p	7	6	1	0.0	0.0	NA	NA	0	0	0	2	0	0	0	0	
Jan 1	Ten	L	p	2	2	0	0.0	0.0	NA	NA	0	0	0	3	0	0	0	0	
Totals				10-6	16/0	25	24	1	0.0	0.0	NA	NA	2	48	1	13	0	0	3

2012 Houston Texans

Date	Opp	W/L	P/S	Tot Solo Asst	Sk - Yds	QBP	TFL	Int - Yds	-TD	PD	FF	FR - Yds	SpT						
Jan 7	Cin	W	S	0	0	0	0.0	0.0	NA	NA	0	0	0	2	0	0	0	0	
Jan 15	@ Bal	L	p	0	0	0	0.0	0.0	NA	NA	0	0	0	0	0	0	0	0	
Totals				1-1	2/1	0	0	0	0.0	0.0	NA	NA	0	0	0	2	0	0	0

Date	Opp	W/L	P/S	Tot Solo Asst	Sk - Yds	QBP	TFL	Int - Yds	-TD	PD	FF	FR - Yds	SpT						
Sept 9	Mia	W	p	4	3	1	0.0	0.0	NA	NA	0	0	0	0	0	0	0	2	
Sept 16	@ Jax	W	p	0	0	0	0.0	0.0	NA	NA	0	0	0	0	0	0	0	1	
Sept 23	@ Den	W	p	1	1	0	0.0	0.0	NA	NA	0	0	0	1	0	0	0	0	
Sept 30	Ten	W	p	1	1	0	0.0	0.0	NA	NA	0	0	0	0	0	0	0	0	
Oct 8	@ NYJ	W	p	2	1	1	0.5	4.0	NA	NA	1	86	0	1	0	0	0	0	
Oct 14	GB	L	S	2	2	0	0.0	0.0	NA	NA	0	0	0	1	0	0	0	1	
Oct 21	Bal	W	p	1	0	1	0.0	0.0	NA	NA	0	0	0	2	0	0	0	0	
Nov 4	Buf	W	p	3	3	0	0.0	0.0	NA	NA	0	0	0	1	0	0	0	1	
Nov 11	@ Chi	W	p	0	0	0	0.0	0.0	NA	NA	0	0	0	0	0	0	0	0	
Nov 18	Jax	W	p	2	2	0	0.0	0.0	NA	NA	0	0	0	1	0	0	0	0	
Nov 22	@ Det	W	p	3	2	1	0.0	0.0	NA	NA	0	0	0	0	0	0	0	0	
Dec 2	@ Ten	W	S	0	0	0	0.0	0.0	NA	NA	0	0	0	1	0	0	0	0	
Dec 10	@ NE	L																	
Dec 16	Ind	W	IRR																
Dec 23	Min	L	IRR																
Dec 30	@ Ind	L	IRR																
Totals				12-4	12/2	19	15	4	0.5	4.0	NA	NA	1	86	0	8	0	0	5

2013 Houston Texans

Date	Opp	W/L	P/S	Tot Solo Asst	Sk - Yds	QBP	TFL	Int - Yds	-TD	PD	FF	FR - Yds	SpT						
Jan 5	Cin	W	IRR																
Jan 13	@ NE	L	IRR																
Totals				1-1	0/0	0	0	0	0.0	0.0	NA	NA	0	0	0	0	0	0	0

Date	Opp	W/L	P/S	Tot Solo Asst	Sk - Yds	QBP	TFL	Int - Yds	-TD	PD	FF	FR - Yds	SpT						
Sept 9	@ SD	W	p	0	0	0	0.0	0.0	NA	NA	0	0	0	0	0	0	0	1	
Sept 15	Ten	W	p	0	0	0	0.0	0.0	NA	NA	0	0	0	0	0	0	0	1	
Sept 22	@ Bal	L	p	1	0	1	0.0	0.0	NA	NA	0	0	0	0	0	0	0	0	
Sept 29	Sea	L	p	0	0	0	0.0	0.0	NA	NA	0	0	0	0	0	0	0	0	
Oct 6	@ SF	L	p	1	0	1	0.0	0.0	NA	NA	0	0	0	0	0	0	0	0	
Oct 13	StL	L	p	0	0	0	0.0	0.0	NA	NA	0	0	0	0	0	0	0	1	
Oct 20	@ KC	L	p	2	2	0	0.0	0.0	NA	NA	0	0	0	1	0	0	0	0	
Nov 3	Ind	L	p	1	0	1	0.0	0.0	NA	NA	0	0	0	1	0	0	0	0	
Nov 10	@ Ari	L	p	2	1	1	0.0	0.0	NA	NA	0	0	0	0	0	0	0	0	
Nov 17	Oak	L	p	1	0	1	0.0	0.0	NA	NA	0	0	0	0	0	0	0	0	
Nov 24	Jax	L	S	3	2	1	0.0	0.0	NA	NA	0	0	0	1	0	0	0	0	
Dec 1	NE	L	p	3	3	0	0.0	0.0	NA	NA	0	0	0	0	0	0	0	1	
Dec 5	@ Jax	L	p	4	3	1	0.0	0.0	NA	NA	0	0	0	0	0	0	0	0	
Dec 15	@ Ind	L	S	1	1	0	0.0	0.0	NA	NA	0	0	0	0	0	0	0	0	
Dec 22	Den	L	S	4	4	0	0.0	0.0	NA	NA	0	0	0	2	0	0	0	0	
Dec 29	@ Ten	L	S	5	5	0	0.0	0.0	NA	NA	1	0	0	2	0	0	0	0	
Totals				2-14	16/4	28	21	7	0.0	0.0	NA	NA	1	0	0	7	0	0	4

Pittsburgh Steelers

Date	Opp	W/L	P/S	Tot Solo Asst	Sk - Yds	QBP	TFL	Int - Yds	-TD	PD	FF	FR - Yds	SpT							
Sept 7	Cle	W	IA																	
Sept 11	@ Bal	L	DNP																	
Sept 21	@ Car	W	p	0	0	0	0.0	0.0	NA	NA	0	0	0	0	0	0	0			
Sept 28	TB	L	p	1	1	0	0.0	0.0	NA	NA	0	0	0	1	0	0	0	0		
Oct 5	@ Jax	W	p	0	0	0	0.0	0.0	NA	NA	1	22	1	1	0	0	0	0		
Oct 12	@ Cle	L	p	0	0	0	0.0	0.0	NA	NA	0	0	0	0	0	0	0	0		
Oct 20	Hou	W	S	1	0	1	0.0	0.0	NA	NA	0	0	0	1	0	0	0	0		
Oct 26	Ind	W	S	2	2	0	0.0	0.0	NA	NA	0	0	0	0	0	0	0	0		
Nov 2	Bal	W	S	4	3	1	0.0	0.0	NA	NA	0	0	0	0	0	1	26	0		
Nov 9	@ NYJ	L	S	4	1	3	0.0	0.0	NA	NA	0	0	0	0	0	0	0	0		
Nov 17	@ Ten	W	S	1	0	1	0.0	0.0	NA	NA	0	0	0	0	0	0	0	0		
Nov 30	NO	L	S	0	0	0	0.0	0.0	NA	NA	0	0	0	1	0	0	0	0		
Dec 7	@ Cin	W	p	2	2	0	0.0	0.0	NA	NA	0	0	0	0	0	0	0	0		
Dec 14	@ ATL	W	S	3	1	2	0.0	0.0	NA	NA	0	0	0	0	0	0	0	0		
Dec 21	KC	W	S	3	3	0	0.0	0.0	NA	NA	0	0	0	0	0	0	0	0		
Dec 28	Cin	W	S	3	3	0	0.0	0.0	NA	NA	2	34	0	2	0	0	0	0		
Totals				11-5	14/9	24	16	8	0.0	0.0	NA	NA	3	56	1	6	0	1	26	0

2015 Miami Dolphins

Date	Opp	W/L	P/S	Tot Solo Asst	Sk - Yds	QBP	TFL	Int - Yds	-TD	PD	FF	FR - Yds	SpT							
Jan 3	Bal	L	S	6	5	1	0.0	0.0	NA	NA	0	0	0	0	0	0	0	0	0	
Totals				0-1	1/1	6	5	1	0.0	0.0	NA	NA	0	0	0	0	0	0	0	0

Date	Opp	W/L	P/S	Tot Solo Asst	Sk - Yds	QBP	TFL	Int - Yds	-TD	PD	FF	FR - Yds	SpT					
Sept 13	@ Was	W	S	6	2	4	0.0	0.0	NA	NA	1	0	0	1	0	0	0	0
Sept 20	@ Jax	L	S	2	1	1	0.0	0.0	NA	NA	0	0	0	1	0	0	0	0
Sept 27	Buf	L	S	5	5	0	0.0	0.0	NA	NA	0	0	0	0	0	0	0	0
Oct 4	NYJ	L	S	4	3	1	0.0	0.0	NA	NA	0	0	0	1	0	0	0	0
Oct 18	@ Ten	W	S	1	0	1	0.0	0.0	NA	NA	0	0	0	0	0	0	0	0
Oct 25	Hou	W	IA															
Oct 29	@ NE	L	IA															
Nov 8	@ Buf	L	p	1	1	0	0.0	0.0	NA	NA	0	0	0	0	0	0	0	0
Nov 15	@ Phi	W	S	2	2	0	0.0	0.0	NA	NA	0	0	0	0	0	0	0	0
Nov 22	Dal	L	p	0	0	0	0.0	0.0	NA	NA	0	0	0	0	0	0	0	0
Nov 29	@ NYJ	L	S	4	4</													

BRICE McCAIN'S NFL STATISTICS

REGULAR SEASON				TACKLES							INTERCEPTIONS					FUMBLES			
Year	Team	GP	GS	Tot	Solo	Asst	Sk	Yds	QBP	TFL	No	Yds	Lg	TD	PD	FF	FR	Yds	SpT
2009	Houston	16	1	11	11	0	0.0	0.0	NA	NA	1	0	0	0	3	0	0	0	4
2010	Houston	12	3	22	17	5	0.0	0.0	NA	NA	0	0	0	0	2	0	0	0	3
2011	Houston	16	0	25	24	1	0.0	0.0	NA	NA	2	48	38t	1	13	0	0	0	3
2012	Houston	12	2	19	15	4	0.5	4.0	NA	NA	1	86	86	0	8	0	0	0	5
2013	Houston	16	4	28	21	7	0.0	0.0	NA	NA	1	0	0	0	7	0	0	0	4
2014	Pittsburgh	14	9	24	16	8	0.0	0.0	NA	NA	3	56	31	1	6	0	1	26	0
2015	Miami	14	11	39	31	8	0.0	0.0	NA	NA	1	0	0	0	10	0	0	0	0
2016	Tennessee	9	4	21	16	5	0.0	0.0	0	0	0	0	0	0	3	0	0	0	1
NFL Totals		109	34	189	151	38	0.5	4.0	0	0	9	190	86	2	52	0	1	26	20

PLAYOFFS				TACKLES							INTERCEPTIONS					FUMBLES			
Year	Team	GP	GS	Tot	Solo	Asst	Sk	Yds	QBP	TFL	No	Yds	Lg	TD	PD	FF	FR	Yds	SpT
2011	Houston	2	1	0	0	0	0.0	0.0	NA	NA	0	0	0	0	2	0	0	0	0
2012	Houston	0	0	0	0	0	0.0	0.0	NA	NA	0	0	0	0	0	0	0	0	0
2014	Pittsburgh	1	1	6	5	1	0.0	0.0	NA	NA	0	0	0	0	0	0	0	0	0
Playoff Totals		3	2	6	5	1	0.0	0.0	NA	NA	0	0	0	0	2	0	0	0	0

Single-Game Highs


Tackles - 7 (Twice, last at Indianapolis 12/22/11)
 Interceptions - 2 vs. Cincinnati (12/28/14)
 Interception Long - 86 at N.Y. Jets (10/8/12)
 Sacks - 0.5 at N.Y. Jets (10/8/12)
 Passes Defensed - 3 vs. Tennessee (1/1/12)
 Fumble Recovery - 1 vs. Baltimore (11/2/14)

Playoff Single-Game Highs

Tackles - 6 vs. Baltimore (1/3/15)
 Passes Defensed - 2 vs. Cincinnati (1/7/12)

Additional Statistics

Touchdowns - 2, 22-yard interception return at Jacksonville (10/5/14); 38-yard interception at Tennessee (10/23/11)



30 JASON McCOURTY

CORNERBACK • 6'0" • 193 LBS • COLLEGE: RUTGERS
ACQUIRED: 6TH ROUND - 2009 • NFL EXPERIENCE (NFL/TITANS): 8/8
HOMETOWN: NYACK, N.Y.
GAMES PLAYED/GAMES STARTED: 103/85 (PLAYOFFS: 0/0)



C Captain: 2012, 2013, 2015

PRO: Jason McCourty is a fast, athletic cornerback and one of the veteran leaders of the defense. The Titans rewarded the 6-foot, 193-pounder with a long-term contract extension during the 2012 preseason. Originally a sixth-round draft choice in 2009, the former Rutgers standout was selected a defensive captain by his teammates for the 2012 campaign and tied for the team lead with four interceptions. He was voted as a captain again in 2013 and 2015. From the time he became a full-time starter in 2011 through 2015, McCourty led the Titans in passes defended (60) and tied for the team lead in interceptions (nine).

CAREER HIGHLIGHTS:

- In 2014, McCourty started all 16 games at cornerback for the third consecutive season and led the team with three interceptions and 13 passes defended.
- At Seattle on Oct. 13, 2013, McCourty scored his second career touchdown, scooping up a loose ball on an aborted field goal attempt and racing 77 yards for a touchdown.
- In 2012, McCourty started all 16 games for the first time in his career and led the squad with a career-high 17 passes defended, while finishing tied for third on the club with 93 tackles. He also posted a career-best four interceptions.
- In 2011, McCourty set a career high and ranked second on the squad with 107 tackles. He also led the club with 13 passes defended and tied for the lead with two interceptions.
- Against the Indianapolis Colts on Oct. 30, 2011, McCourty scored his first career touchdown by recovering a Pat McAfee punt that was blocked by Patrick Bailey in the end zone.
- McCourty snared his first career NFL interception on a tipped pass from Eli Manning in the end zone at N.Y. Giants (9/26/10).
- As a rookie in 2009, McCourty was thrust into the starting lineup for three consecutive games (at Jacksonville, vs. Indianapolis, at New England) in the first half of the season after the Titans secondary suffered multiple injuries. He finished third on the team with 12 special teams tackles as a rookie.

TITANS TIDBITS:

- McCourty played his last three seasons at Rutgers with his identical twin brother, Devin. The duo held down the starting cornerback spots for Scarlet Knights together for two years. Devin, who redshirted his first season at Rutgers, was a first-round draft pick by the New England Patriots in 2010. They also have an older brother, Larry.
- During the 2013 offseason, Jason and Devin spearheaded "Tackle Sickle Cell," a campaign that aimed to educate the public, increase blood donations, and raise money and awareness for the fight against sickle cell disease. The duo partners with the Embrace Kids Foundation to host three major events: McCourty Twins 5K Run/Walk, Tackle SC Casino Night and Tackle Sickle Cell Blood Drive. More information is available online at www.tacklesicklecell.org.
- In 2014, Jason and Devin McCourty won their respective team's Walter Payton Man of the Year Award. Then, in 2015, each of the twins were nominated for the Byron "Whizzer" White Award for their commitment to their respective NFL cities. During the 2016 offseason, Rutgers University welcomed Jason and Devin McCourty into their Hall of Distinguished Alumni.
- McCourty excelled off the field at Rutgers as he was a semifinalist for the prestigious Vincent dePaul Draddy Trophy given to the college football player with the best combination of academics, community service and on-field performance. He was also named an *ESPN The Magazine* Academic All-District first-team member.

- McCourty and former teammate Kenny Britt were featured in the July 2012 issue of *GQ* within the magazine's feature on Nashville.

CAREER TRANSACTIONS:

- The Nyack, N.Y., native was selected by the Titans in the sixth round (203rd overall) of the 2009 NFL Draft.

SEASON RECAPS:

- 2016 (9/9):** Leads the team with 15 passes defended and tied for the team lead with two interceptions. Has led or tied for the team lead in passes defended seven times in 2016 (vs. MIN, at DET, vs. OAK, at MIA, vs. CLE, vs. JAX, at SD). Has tied for the team lead in tackles once in 2016 (vs. JAX). Appeared in his 100th career game against Cleveland (10/16/16). Tied a career-best with four passes defended against Cleveland (10/16/16).
- Against Minnesota (9/11), started at cornerback and collected three tackles and two passes defended. Notched a special teams tackle on coverage units. Batted down a pass intended for Charles Johnson late in the second quarter.
 - At Detroit (9/18), started at cornerback and posted five tackles and a pass defended. Broke up a deep pass intended for Golden Tate in the fourth quarter.
 - Against Oakland (9/25), started at cornerback and tallied seven tackles and a team-best three passes defended. Notched a special teams tackle on coverage units. Batted down a pass intended for Seth Roberts in the third quarter. Deflected a pass intended for Michael Crabtree that was then intercepted by Avery Williamson at the Tennessee 26-yard line.
 - At Houston (10/2), started at cornerback and recorded four tackles and an interception. Intercepted a Brock Osweiler pass intended for DeAndre Hopkins in the second quarter.
 - At Miami (10/9), started at cornerback and registered three tackles and his second interception of the season. Picked off a Ryan Tannehill pass intended for DeVante Parker in the third quarter.
 - Against Cleveland (10/16), started at cornerback in his 100th career game and notched four tackles and a team-best, career-high tying four passes defended. Halted a Browns' drive by breaking up a third-and-seven pass intended for Gary Barnidge in the second quarter. Deflected a deep pass intended for Terrelle Pryor in the final stanza. Batted down a pass intended for Pryor in the fourth quarter.
 - Against Indianapolis (10/23), started at cornerback and collected three tackles.
 - Against Jacksonville (10/27), started at cornerback and tied for the team lead with eight tackles and two passes defended. Broke up a third-and-four pass intended for Allen Robinson in the final stanza. Knocked down a pass intended for Robinson in the end zone in the fourth quarter.
 - At San Diego (11/6), started at cornerback and tallied eight tackles and a pass defended.
- 2015 (4/4):** Started four games at cornerback and registered 16 tackles and a pass defended. Was inactive for five games. Placed on injured reserve on Nov. 17, 2015.
- Against Buffalo (10/11), returned to the field as a starter at cornerback after being inactive for the first three weeks and posted two tackles.
 - Against Miami (10/18), started at cornerback and tallied two tackles.
 - Against Atlanta (10/25), started at cornerback and amassed five tackles and a pass defended. Halted a Falcons' potential scoring drive by knocking down a fourth-and-two pass intended for Julio Jones early in the second quarter.
 - At Houston (11/1), started at cornerback and registered seven tackles.

2014 (16/16): Started all 16 games at cornerback and led the team with three interceptions and 13 passes defended. Registered 85 tackles, two forced fumbles, a fumble recovery which he returned for a touchdown and a stop for loss. Tied for the team lead in tackles twice in 2014 (vs. JAX, vs. NYG). Tied for the team lead in passes defended five times (at KC, at CIN, at WAS, vs. HOU, at JAX). Posted his third career touchdown with a 62-yard fumble return at Houston (11/30/14).

- At Kansas City (9/7), started at cornerback. Collected three tackles and tied a career-high with two interceptions. Picked off a deep pass intended for Donnie Avery just before halftime helping set up a Ryan Succop 36-yard field goal with seven seconds left in the second quarter. Stepped in front and intercepted a deep pass intended for Avery in the third quarter. Helped seal the victory by hitting Avery and forcing a deflected ball that was then intercepted by Michael Griffin late in the fourth quarter.

- Against Jacksonville (10/12), started at cornerback and tied for the team lead with 11 tackles, a forced fumble and a pass defended. Stuffed Jordan Todman for no gain on a short pass in the first quarter. Broke up a deep pass intended for Cecil Shorts III in the third quarter. Ended a potential Jaguars' scoring drive by forcing a Cecil Shorts III fumble that was recovered by Avery Williamson at the Titans' eight-yard line in the fourth quarter.

- Against Houston (10/26), started at cornerback and posted five tackles and two passes defended. Broke up a pass intended for Andre Johnson in the end zone late in the second quarter. Knocked down a pass intended for Johnson in the third stanza.

- Against Pittsburgh (11/17), started at cornerback and notched seven tackles, including an interception. Intercepted a pass intended for Antonio Brown in the end zone late in the second quarter.

- At Houston (11/30), started at cornerback and notched seven tackles, a forced fumble and a fumble recovery for a touchdown. Teamed with Al Woods to stop Alfred Blue for no gain on a rush off right end in the first quarter. Stripped Andre Johnson of the ball, recovered the fumble and raced 62 yards for a touchdown to cut the Texans' lead to 24-14 midway through the third quarter.

- Against N.Y. Giants (12/7), started at cornerback and tied for the team lead with 10 tackles and a pass defended.

2013 (16/16): Started all 16 games at cornerback for the second consecutive season and ranked second on the squad with 16 passes defended. Registered 77 tackles, including two stops for loss, a forced fumble and a fumble recovery for a touchdown. Led or tied for the team lead in passes defended six times (at PIT, vs. SF, at STL, at OAK, at IND, vs. HOU). Registered his second career touchdown with a 77-yard fumble return at Seattle (10/13/13). Was voted a team captain for the 2013 season by his teammates.

- At Pittsburgh (9/8), tallied four tackles, including a stop for loss, and a season-high three passes defended. Ended a Steelers' drive by breaking up a deep pass intended for Antonio Brown in the fourth quarter.

- At Houston (9/15), compiled seven tackles and a pass defended. Halted a Texans' drive by batting down a third-and-two pass intended for Andre Johnson. Teamed with Bernard Pollard to stop Arian Foster for a two-yard loss on a rush off right tackle in overtime.

- At Seattle (10/13), tallied eight tackles (tied season high), a forced fumble and a 77-yard fumble return for a score. Teamed with Bernard Pollard to stonewall Jermaine Kearse for a one-yard loss on a short pass in the second quarter. Scooped up a Chris Maragos fumble and raced 77 yards for a touchdown on a botched field goal attempt on the final play of the second quarter. Forced a Derrick Coleman fumble that rolled out of bounds in the third quarter.

- Against San Francisco (10/20), notched six tackles and a team-best two passes defended. Batted down a deep pass intended for Vernon Davis in the second quarter.

- At Oakland (11/24), posted five tackles, including a stop for loss, and two passes defended. Halted a Raiders' drive by deflecting a third-and-five pass intended for Andre Holmes in the second quarter. Teamed with Akeem Ayers to stuff Rashad Jennings for a two-yard loss on a rush off right end in the third stanza.

- Against Arizona (12/15), tied season high with eight tackles and added a pass defended.

2012 (16/16): Started all 16 games at cornerback for the first time in his career. Tied for the team lead with four interceptions and led the squad with a career-high 17 passes defended. Finished tied for third on the club with 93 tackles. Also posted four tackles for loss, a forced fumble and a fumble recovery. Led or tied for the team lead in tackles four times (at MIN,

at MIA, at IND, at GB). Led or tied for the team lead in passes defended seven times (vs. DET, vs. PIT, at BUF, vs. IND, vs. CHI, vs. NYJ, vs. JAX). Was voted a team captain for the 2012 season by his teammates.

- At Minnesota (10/7), led the team with 10 tackles and a pass defended. Broke up a pass intended for Jerome Simpson in the first quarter. Stopped Percy Harvin for no gain on a short pass in the third stanza.

- Against Pittsburgh (10/11), posted five tackles and two passes defended, including an interception. Halted a Steelers' drive by breaking up a pass intended for Antonio Brown in the first quarter. Set up the Titans' first touchdown by recovering a Tim Shaw blocked punt at the Steelers' one-yard line on the final play of the first quarter. Combined with Zach Brown to stop Antonio Brown for a one-yard loss on a short pass in the second quarter. Ended a potential Steelers' scoring drive by intercepting a pass intended for Antonio Brown at the Titans' 12-yard line late in the second quarter.

- At Buffalo (10/21), posted five tackles and an interception. Got the Titans' offense the ball back late in the fourth quarter by intercepting a Ryan Fitzpatrick third-and-seven pass intended for Donald Jones along the sideline.

- At Miami (11/11), led the team with eight tackles, a forced fumble, a fumble recovery and a pass defended. Halted a Dolphins' drive and gave the Titans' offense great field position by stripping Reggie Bush and recovering the fumble at the Miami 28-yard line in the first quarter. Broke up a deep pass intended for Brian Hartline in the end zone in the fourth quarter.

- At Indianapolis (12/9), tied for the team lead with eight tackles, including a stop for loss. Fought through the block and dropped Reggie Wayne for a five-yard loss on a bubble screen in the second quarter.

- Against N.Y. Jets (12/17), registered five tackles and a career-best two interceptions. Intercepted a Mark Sanchez pass intended for Jeremy Kerley along the sideline in the second quarter. Picked off a Sanchez deep pass intended for Jeff Cumberland on the Jets' opening drive of the second half.

- At Green Bay (12/23), led the team with 12 tackles.

- Against Jacksonville (12/30), recorded five tackles and a career-best four passes defended. Halted a Jaguars' drive by knocking down a third-and-one pass intended for Justin Blackmon in the second quarter. Broke up another pass intended for Blackmon late in the second quarter. Knocked down a Hail Mary attempt intended for Jordan Shipley at the end of the second quarter. Deflected a pass intended for Blackmon late in the third stanza.

2011 (15/15): Started 15 games at cornerback and tied for the team lead with two interceptions, while also leading the squad with 13 passes defended. Ranked second on the team with 107 tackles. Added a forced fumble, a fumble recovery and a recovery of a blocked punt for a touchdown. Was inactive with an injury against New Orleans (12/11). Tied for the team lead in tackles once (vs. BAL). Led the team in passes defended four times (at JAX, vs. TB, vs. JAX, at HST). Registered a career-high 13 tackles against Houston (10/23/11).

- At Jacksonville (9/11), posted seven tackles, a sack, a forced fumble and a pass defended. Broke up a pass intended for Mercedes Lewis in the second quarter. Blitzed and sacked Luke McCown for an 10-yard loss while causing a fumble that was recovered by the Jaguars.

- Against Baltimore (9/18), tied for the team lead with five tackles and an interception. Intercepted a Joe Flacco pass that was deflected by Cortland Finnegan and returned the pick 30 yards to the Ravens' 26-yard line.

- Against Denver (9/25), notched eight tackles and an interception. Picked off a Kyle Orton pass intended for Eric Decker and brought it back 21 yards in the second quarter.

- At Cleveland (10/2), started at cornerback and collected nine tackles and a pass defended. Ended a Browns' drive by breaking up a fourth-and-nine pass intended for Mohamed Massaquoi in the fourth quarter.

- Against Houston (10/23), recorded a career-best 13 tackles.

- Against Indianapolis (10/30), gave the Titans a 10-0 lead by recovering a blocked punt by Patrick Bailey in the end zone for a touchdown in the second quarter. Tipped a pass intended for Pierre Garcon that was then intercepted by Michael Griffin along the sideline in the second quarter.

- Against Cincinnati (11/6), finished second on the squad with nine tackles.

- Against Tampa Bay (11/27), posted seven tackles, a fumble recovery and two passes defended. Deflected a pass intended for Mike Williams on the first play from scrimmage. Recovered a LeGarrette Blount fumble that was forced by Jason Jones early in the first quarter. Broke up a pass intended for Williams in the end zone late in the second stanza.

- At Buffalo (12/4), tallied two tackles before leaving the game in the first

quarter with a concussion, which also kept him out of the following game.

- Against Jacksonville (12/24), totaled five tackles and a team-best two passes defended. Halted a Jaguars' drive by breaking up a pass intended for Chastin West on the first play of the fourth quarter. Ended a Jaguars' scoring chance by tipping a pass that was then intercepted by Michael Griffin in the end zone in the fourth quarter.
- At Houston (1/1), started at cornerback and collected nine tackles and a team-best three passes defended. Halted a Texans' drive by breaking up a pass intended for Kevin Walter on third-and-two in the first quarter. Ended a Texans' drive by deflecting a pass intended for Jacoby Jones on third-and-14 in the second quarter. Knocked down a third-and-six pass intended for Jones late in the second quarter.

2010 (12/6): Appeared in 12 games with six starts at cornerback and tied for third on the squad with two interceptions. Finished third on the team with 13 passes defended. Led or tied for the team lead in passes defended six times in 2010 (vs. OAK, vs. PIT, at SD, at HST, at KC, at IND). Tied for the team lead in special teams tackles once in 2010 (at KC). Collected his first career interception at N.Y. Giants (9/26/10). Was inactive for four games because of an injury.

- Against Oakland (9/12), started at cornerback and posted eight tackles and two passes defended. Knocked down a pass intended for Darrius Heyward-Bey in the third quarter.
- At N.Y. Giants (9/26), started at cornerback before leaving the game in the second quarter with an injury. Collected four tackles and his first career interception. Thwarted a Giants' scoring chance by intercepting an Eli Manning pass in the end zone after the ball was batted up in the air at the goal line by Will Witherspoon in the first quarter.
- At San Diego (10/31), returned to the field in the nickel package and notched two tackles and an interception. Notched a solo tackle on special teams coverage units. Intercepted a pass intended for Seyi Ajirrotutu late in the second quarter. Knocked down a pass intended for Randy McMichael in the third quarter.
- At Kansas City (12/26), played in a reserve role at cornerback in nickel situations and recorded two passes defended. Broke up a deep pass intended for Chris Chambers on third-and-eight in the second quarter. Defended a short pass intended for Chambers late in the second quarter. Tied for the team lead with two special teams tackles on coverage units.
- At Indianapolis (1/2), started at cornerback as the team opened the game in a nickel package and totaled five tackles and a team-best three passes defended. Broke up a third-and-seven pass intended for Pierre Garcon in the first quarter. Defended a deep pass intended for Garcon in the second stanza. Knocked down a pass intended for Garcon in the fourth quarter.

2009 (15/3): Ranked second among Titans rookies with 30 tackles and finished third on the team with 12 stops on special teams. Also totaled one tackle for loss and a forced fumble. Started in three contests as the Titans secondary struggled with injuries through September and October. Tied for the team lead in special teams tackles three times (at NYJ, at SF, vs. MIA).

- At N.Y. Jets (9/27), saw limited action at cornerback and collected a solo tackle. Also returned three kickoffs for 72 yards (24.0 avg.) and tied for the team lead with three special teams tackles.
- At Jacksonville (10/4), started his first career NFL contest at cornerback and posted six tackles.
- At Indianapolis (10/11), started at cornerback and posted season-high 11 tackles.
- At New England (10/18), started at cornerback and posted seven tackles.
- Against St. Louis (12/13), made key special teams play in first quarter, racing down the field to bat back Brett Kern's 35-yard punt to allow the ball to be downed at the Rams' three-yard line.
- Against San Diego (12/25), saw significant action at cornerback in the second half after Nick Harper left the game with an injury. Notched five tackles, including a stop for loss and a forced fumble.

COLLEGE:

- In a four-year career at Rutgers, totaled 150 tackles, 7.5 tackles for loss, two interceptions, 20 passes defended, two fumble recoveries and a 25.8-yard average on 17 kickoff returns. Played in 47 games with 33 starts.
- As a senior (2008), was named a captain and started all 13 games at cornerback. Totaled 52 tackles, a team-best two interceptions, six passes defended and a fumble recovery. Also assumed kickoff return duties and was second in the Big East with a 26.2 yards per return average in conference games.
- As a junior (2007), totaled 44 tackles, including three tackles for loss and

a team-best 12 passes defended in his second full year as the starter at cornerback. Tabbed a preseason second-team All-Big East selection by *Lindy's* and third-team pick by *Athlon*.

- As a sophomore (2006), earned a starting corner spot in preseason and played in 12 games. Finished eighth on the team with 45 tackles and posted four tackles for loss, two passes defended and a fumble recovery. Started seven games, including the last six of the season.
- As a true freshman (2005), played in nine games, including the Insight Bowl, and appeared primarily on special teams. Posted nine tackles, including six solo stops.
- Majored in information technology at Rutgers.

PERSONAL:

- Married to Melissa, the couple has a daughter, Liana, and a son, Kaiden. They split time between Nashville and Montvale, N.J.
- Attended St. Joseph's (Montvale, N.J.) High School and earned All-State recognition from the *Newark Star-Ledger* and the Associated Press and All-League honors as a senior.
- Named an All-Parochial pick as both a junior and senior. Named to MSG High School Heisman Team. Helped New York team to victory in the 2005 Governor's Bowl.
- As a senior, carried the ball 94 times for 1,083 yards, averaging a school-record 11.5 yards per carry. Also posted 15 catches for 407 yards, an average of 27.8 per catch. Accounted for 25 touchdowns for St. Joseph's, which finished the season at 11-1 including a 42-8 win over Pope John in the Parochial Group III Final at Rutgers Stadium.
- Also played defensive back, returning an interception 81 yards for a touchdown against Paterson Eastside.
- Ranked as the 38th-best player in New Jersey by Scout.com.
- Also played basketball for four seasons and was the starting guard on a 26-2 team that won the county championship as a junior. As a senior was named first-team All-County.
- List of favorites: (movie) "Hitch"; (TV show) "King of Queens"; (actor) Jamie Foxx; (music artist/group) Jadakiss; (school subject) math; (car) Nissan Altima which he currently drives; (video game) NCAA College Football; (sports hero) Penny Hardaway; and (food) shrimp.
- Follow McCourty on Twitter and Instagram at @McCourtyTwins.
- Born Jason McCourty on Aug. 13, 1987 in Nyack, N.Y.

JASON McCOURTY'S NFL STATISTICS

REGULAR SEASON				TACKLES							INTERCEPTIONS					FUMBLES			
Year	Team	GP	GS	Tot	Solo	Asst	Sk	Yds	QBP	TFL	No	Yds	Lg	TD	PD	FF	FR	Yds	SpT
2009	Tennessee	15	3	30	20	10	0.0	0.0	0	1	0	0	0	0	0	1	0	0	12
2010	Tennessee	12	6	45	36	9	0.0	0.0	0	1	2	11	11	0	13	0	0	0	4
2011	Tennessee	15	15	107	85	22	1.0	10.0	0	0	2	52	30	0	13	1	1	0	0
2012	Tennessee	16	16	93	79	14	0.0	0.0	0	4	4	29	28	0	17	1	1	0	0
2013	Tennessee	16	16	77	68	9	0.0	0.0	0	2	0	0	0	0	16	1	1	77	0
2014	Tennessee	16	16	85	77	8	0.0	0.0	0	1	3	0	0	0	13	2	1	62	0
2015	Tennessee	4	4	16	10	6	0.0	0.0	0	0	0	0	0	0	1	0	0	0	0
2016	Tennessee	9	9	45	37	8	0.0	0.0	0	0	2	7	6	0	15	0	0	0	2
NFL Totals		103	85	498	412	86	1.0	10.0	0	9	13	99	30	0	88	6	4	139	18

Single-Game Highs

Tackles - 13 vs. Houston (10/23/11)
 Interceptions - 2 (Twice, last at Kansas City 9/7/14)
 Sacks - 1 at Jacksonville (9/11/11)
 Passes Defensed - **4 (Twice, last vs. Cleveland 10/16/16)**
 Forced Fumble - 1 (Six times, last at Houston 11/30/14)
 Fumble Recovery - 1 (Four times, last at Houston 11/30/14)
 Special Teams Tackles - 3 (Twice, most recently at San Francisco 11/8/09)

Additional Career Statistics

Kickoff Returns - 3 for 72 yards at N.Y. Jets (9/27/09)
 Touchdowns - 3 - recovery of blocked punt in the end zone vs. Indianapolis, 10/30/11; 77-yard fumble return at Seattle, 10/13/13; 62-yard fumble return at Houston, 11/30/14



91 DERRICK MORGAN

OUTSIDE LINEBACKER • 6'4" • 261 LBS

COLLEGE: GEORGIA TECH • ACQUIRED: 1ST ROUND - 2010

NFL EXPERIENCE (NFL/TITANS): 7/7 • HOMETOWN: COATESVILLE, PA.

GAMES PLAYED/GAMES STARTED: 84/73 (PLAYOFFS: 0/0)



PRO: Derrick Morgan was drafted by the Titans with the 16th overall pick in the 2010 NFL Draft, and since then, he has become a consistent presence on the defense, first as a defensive end and more recently as a 3-4 outside linebacker. His 27.5 sacks from 2010–2015 ranked second on the Titans behind only Jurrell Casey's 28 sacks. Morgan and Brian Orakpo combine to make a formidable duo as the team's starting outside linebackers, supplemented by rookie Kevin Dodd. The 6-foot-4-inch, 261-pounder led the team with 6.5 sacks and set career-best marks with 26 quarterback pressures and 13 tackles for loss in 2014. He was rewarded with a free agent deal by the Titans in the 2015 offseason. Morgan is an explosive defender equally adept at rushing the passer and stopping the run. The Georgia Tech product has a reputation as a gritty player with a non-stop motor, and he has the ability to play on either side of the defensive line or at outside linebacker.

CAREER HIGHLIGHTS:

- In 2015, Morgan recorded 4.5 sacks in the first four games of the season. Since 1982, Morgan's sack total tied for the fourth-best mark for the franchise in a season's first four games. However, Morgan later battled a shoulder injury and was limited to 10 games before being placed on injured reserve.
- In his first season at outside linebacker in 2014, Morgan led the team with 6.5 sacks and tied for the team lead and set career-best marks with 26 quarterback pressures and 13 tackles for loss. He also posted a career-high 82 tackles, nine passes defended and two forced fumbles.
- In 2013, Morgan finished second on the Titans with six sacks and eight quarterback pressures.
- In 2012, Morgan led the team with 6.5 sacks and 19 quarterback pressures, while also posting a career-high 66 tackles.
- In 2011, Morgan appeared in 15 games and led the team with 20 quarterback pressures. He also tallied 47 tackles, 2.5 sacks, three tackles for loss and two passes defended.
- As a rookie in 2010, saw action in four games and amassed 10 tackles and 1.5 sacks before being placed on season-ending injured reserve.
- In 2009, Morgan's junior year, he won Conference Defensive Player of the Year honors after leading the ACC with 12.5 sacks and finishing second in the conference with 18.5 tackles for loss.

TITANS TIDBITS:

- Morgan is a 2016 graduate of the University of Miami's Executive MBA for Artists and Athletes program.
- Morgan helped deliver his daughter at home in April 2015.
- Morgan changed his jersey number from 90 to 91 during the 2012 offseason. He is familiar with the number 91, having worn it during his three seasons at Georgia Tech. Former Titans defensive lineman Jason Jones wore 91 in Morgan's first two seasons with the club.
- Morgan credits his mother, Pamela Sweigart, as his primary role model in life. He also says that she should be credited with his football success, since, even as a single parent, she managed to take him to every practice and every game during his youth.

CAREER TRANSACTIONS:

- The Coatesville, Pa., native was selected by the Titans in the first round (16th overall) of the 2010 NFL Draft.

SEASON RECAPS:

2016 (8/8): Ranks second on the squad and eighth in the AFC with 5.5 sacks. Ranks third on the club with 18 quarterback pressures. Has led or tied for the team lead in sacks four times in 2016 (at MIA, vs. CLE, vs.

IND, vs. JAX). Has led the team in quarterback pressures three times in 2016 (vs. CLE, vs. IND, at SD). Registered a career-high five quarterback pressures against Cleveland (10/16/16).

- Against Minnesota (9/11), started at outside linebacker but left the game in the third quarter with an injury. Collected four tackles.
- At Detroit (9/18), was inactive.
- Against Oakland (9/25), returned to the lineup as a starter at outside linebacker and tallied two tackles.
- At Houston (10/2), started at outside linebacker and recorded three quarterback pressures.
- At Miami (10/9), started at outside linebacker and registered four tackles, including two sacks and two quarterback pressures. Dropped Ryan Tannehill for a seven-yard sack in the first quarter. Sacked Tannehill for a two-yard loss midway through the third quarter.
- Against Cleveland (10/16), started at outside linebacker and notched three tackles, including a sack and a team-best and career-high five quarterback pressures. Shot through the line and dropped Cody Kessler for a 10-yard sack late in the fourth quarter.
- Against Indianapolis (10/23), started at outside linebacker and collected four tackles, 1.5 sacks, three quarterback pressures and a tackle for loss. Dropped Andrew Luck for a six-yard sack late in the second quarter. Forced a Colts' field goal by combining with Karl Klug to sack Andrew Luck for a six-yard loss in the third quarter.
- Against Jacksonville (10/27), started at outside linebacker and posted a sack and a quarterback pressure. Ended a Jaguars' drive by dropping Blake Bortles for a six-yard sack on third-and-20, marking his fourth consecutive game with at least one sack.
- At San Diego (11/6), started at outside linebacker and tallied four tackles, including a stop for loss and a team-best four quarterback pressures. Stonewalled Melvin Gordon for a four-yard loss on a rush up the middle in the second quarter.

2015 (10/9): Played in 10 games with nine starts at outside linebacker and registered 34 tackles, 4.5 sacks, 13 quarterback pressures, six tackles for loss, two passes defended and a forced fumble. Was inactive for three games before being placed on injured reserve on Dec. 17, 2015. Led or tied for the team lead in sacks three times in 2015 (at TB, at CLE, vs. BUF). Tied for the team lead in quarterback pressures twice (vs. BUF, at HOU). Tied for the team lead in passes defended twice (vs. IND, at HOU). Tied a career-high with two sacks at Tampa Bay (9/13/15) and became the third player in the Titans era (1999–present) to reach 25 sacks with the club.

- At Tampa Bay (9/13), started at outside linebacker and tied a career-high with two sacks. Collected seven tackles, two quarterback pressures and two tackles for loss. Pushed a Bucs offensive lineman into Jameis Winston and notched a 14-yard sack in the third quarter. Dropped Winston for a two-yard sack in the third quarter.
- At Cleveland (9/20), started at outside linebacker and amassed seven tackles, including a sack, forced fumble and a stop for loss. Combined with Da'Norris Searcy to stop Duke Johnson for no gain on a rush off right guard in the third quarter. Halted a Cleveland drive by sacking Johnny Manziel and forcing a fumble that was recovered by the Browns on third-and-five on the final play of the third quarter.
- Against Indianapolis (9/27), started at outside linebacker and totaled a tackle, a quarterback pressure and a pass defended. Ended a Colts' drive by knocking down a third-and-four pass intended for Tyler Varga late in the third quarter.
- Against Buffalo (10/11), started at outside linebacker and posted three tackles, including 1.5 sacks, two quarterback pressures and a stop for loss. Halted a Bills' drive by teaming with Jurrell Casey to drop Tyrod Taylor

for a five-yard sack on third-and-10 in the second quarter. Ended a Bills' drive by sacking Taylor for an 11-yard loss late in the fourth quarter.

- Against Atlanta (10/25), started at outside linebacker and amassed three tackles, including a stop for loss and two quarterback pressures. Stuffed Tevin Coleman for a one-yard loss on a rush off right tackle in the first quarter.

- At Houston (11/1), started at outside linebacker and registered three tackles, including three quarterback pressures and a pass defended. Batted down a pass intended for DeAndre Hopkins on the first play from scrimmage. Combined with DaQuan Jones to stop Alfred Blue for no gain on a rush off right tackle in the second quarter.

2014 (16/16): Started all 16 games at outside linebacker and led the team with 6.5 sacks. Tied for the team lead and set career-best marks with 26 quarterback pressures and 13 tackles for loss. Posted a career-high 82 tackles, nine passes defended and two forced fumbles. Led or tied for the team lead in tackles twice in 2014 (at PHI, at JAX). Led or tied for the team lead in quarterback pressures eight times in 2014 (at KC, vs. DAL, at IND, vs. CLE, vs. JAX, at WAS, at BAL, at JAX). Led or tied for the team lead in sacks five times in 2014 (at WAS, at BAL, at PHI, vs. NYJ, at JAX). Tied for the team lead in passes defended three times in 2014 (at KC, at BAL, at JAX).

- At Kansas City (9/7), started at outside linebacker and collected four tackles. Tied for the team lead with a career-high tying four quarterback pressures and two passes defended. Knocked down a pass intended for Travis Kelce in the second quarter. Batted down a pass intended for Donnie Avery in the final stanza.

- Against Dallas (9/14), started at outside linebacker and notched five solo tackles and a team-best two quarterback pressures. Stuffed DeMarco Murray for no gain on a rush off right tackle in the second quarter. Teamed with Wesley Woodyard to stop Murray for no gain on a rush off left guard in the third quarter. Stopped DeMarco Murray for no gain on a rush off right guard in the fourth quarter.

- Against Jacksonville (10/12), started at outside linebacker and totaled two tackles, a team-high four quarterback pressures and a pass defended. Batted down a pass intended for Cecil Shorts III on the final drive in the fourth quarter.

- At Washington (10/19), started at outside linebacker and collected seven tackles, including a sack, a forced fumble, two quarterback pressures and two stops for loss. Strip-sacked Kirk Cousins and the fumble was recovered by Avery Williamson in the first quarter. Stonewalled Roy Helu for a three-yard loss on a short pass in the second quarter. Stuffed Roy Helu for a one-yard loss on a rush off right guard late in the fourth quarter.

- At Baltimore (11/9), started at outside linebacker and tallied five tackles, including a sack, a stop for loss, two quarterback pressures and a pass defended. Deflected a pass intended for Crockett Gillmore in the second stanza. Dropped Joe Flacco for an eight-yard sack on the final play of the first half.

- Against Pittsburgh (11/17), started at outside linebacker and notched six tackles, including a half sack and a pass defended. Teamed with Avery Williamson to sack Ben Roethlisberger for a one-yard loss in the second quarter.

- At Philadelphia (11/23), started at outside linebacker and led the team with a career-high 13 tackles, including a sack, three stops for loss and two quarterback pressures. Dropped LeSean McCoy for a one-yard loss on a rush off right end in the third stanza. Sacked Marck Sanchez for a two-yard loss in the fourth quarter. Stuffed Chris Polk for a two-yard loss on the third-and-five run late in the fourth quarter.

- At Houston (11/30), started at outside linebacker and notched six tackles, including two stops for loss and a quarterback pressure. Pounced on Ryan Fitzpatrick for a four-yard loss on a rush up the middle in the first quarter. Teamed with Avery Williamson to stop Damaris Johnson for a seven-yard loss on a reverse in the fourth quarter.

- Against N.Y. Jets (12/14), started at outside linebacker and collected six tackles, including a sack, a stop for loss and a quarterback pressure. Dropped Geno Smith for a nine-yard sack in the fourth quarter.

- At Jacksonville (12/18), started at outside linebacker and tied for the team lead with six tackles, including two sacks, a forced fumble, a stop for loss, a pass defended and a quarterback pressure. Came off the edge and strip-sacked Blake Bortles for a six-yard loss but the fumble was recovered by the Jaguars in the second quarter. Deflected a pass intended for Allen Hurns late in the second quarter. Ended a Jaguars' drive by dropping Bortles for a six-yard sack on third-and-10 in the fourth quarter.

- Against Indianapolis (12/28), started at outside linebacker and tallied seven tackles, including a team-high three stops for loss and a quarterback

pressure. Stuffed Dan Herron for no gain on a rush off right tackle in the third quarter. Tackled Zurlon Tipton for no gain on a third-and-one rush in the fourth quarter. On the next play, stonewalled Tipton for a one-yard loss on a fourth-and-one rush. Nailed Tipton for no gain on a rush off right guard in the final stanza.

2013 (15/14): Played in 15 games with 14 starts at defensive end and ranked second on the team with six sacks and eight quarterback pressures. Registered 54 tackles, including three stops for loss, a pass defended, a forced fumble and a fumble recovery. Led or tied for the team lead in sacks five times in 2013 (at HOU, vs. JAX, vs. IND, at JAX, vs. HOU). Led or tied for the team lead in quarterback pressures six times in 2013 (at PIT, at HOU, vs. SD, vs. NYJ, vs. JAX, vs. IND).

- At Pittsburgh (9/8), started at defensive end and tallied four tackles, including a sack and two quarterback pressures. Dropped Ben Roethlisberger for a five-yard sack on the final play of the first half.

- At Houston (9/15), started at defensive end and compiled four tackles, including a sack, a stop for loss and a quarterback pressure. Stonewalled Arian Foster for a three-yard loss on a rush off left tackle in the third quarter. Dropped Matt Schaub for a seven-yard sack in the fourth quarter.

- Against N.Y. Jets (9/29), started at defensive end and posted four tackles, including a stop for loss and two quarterback pressures. Combined with Michael Griffin to stonewall Alex Green for a two-yard loss on a fourth-and-one loss in the fourth quarter.

- At St. Louis (11/3), started at defensive end and collected two tackles and a fumble recovery. Recovered a Kellen Clemens fumble at the Rams' 19-yard line after a Jurrell Casey strip-sack in the fourth quarter.

- Against Jacksonville (11/10), started at defensive end and notched eight tackles, a sack, a tackle for loss and a quarterback pressure. Stuffed Maurice Jones-Drew for no gain on a rush up the middle in the second quarter. Teamed with Sammie Hill to stuff Jones-Drew for a two-yard loss on a carry off left tackle in the second quarter. Halted a Jaguars' drive by dropping Chad Henne for a nine-yard sack on third-and-six in the fourth quarter. Combined with Michael Griffin to stuff Jones-Drew for a two-yard loss on a rush off right end in the fourth quarter.

- Against Indianapolis (11/14), started at defensive end and compiled five tackles, including a sack and a quarterback pressure. Forced the Colts to settle for a field goal by dropping Andrew Luck for a three-yard sack on third-and-five late in the second quarter.

- At Indianapolis (12/1), started at defensive end and amassed three tackles and a forced fumble. During a Jurrell Casey sack forced an Andrew Luck fumble but the ball was recovered by the Colts in the second quarter.

- At Jacksonville (12/22), started at defensive end and tied for the team lead with a career-high nine tackles, including a sack. Sacked Chad Henne for a seven-yard loss in the third quarter.

- Against Houston (12/29), started at defensive end and tallied four tackles, including a sack. Dropped Matt Schaub for a six-yard sack in the fourth quarter.

2012 (16/16): Started all 16 games at defensive end for the first time in his career. Led the team with 6.5 sacks and 19 quarterback pressures. Also posted a career-high 66 tackles, five tackles for loss, five passes defended, a forced fumble and a fumble recovery. Tied a career-best with eight tackles against New England (9/9/12). Led or tied for the team lead in sacks three times in 2012 (at SD, vs. PIT, vs. JAX). Led or tied for the team lead in quarterback pressures seven times in 2012 (vs. DET, vs. PIT, vs. CHI, at MIA, at JAX, vs. NYJ, at GB). Tied for the team lead in passes defended once in 2012 (at BUF).

- Against New England (9/9), started at defensive end and tied a career-high with eight tackles, including a stop for loss. Stopped Stevan Ridley for a one-yard loss on a rush off right end early in the third quarter. Stuffed Brandon Bolden for no gain on a rush off left tackle late in the fourth quarter.

- At San Diego (9/16), started at defensive end and totaled five tackles, including a sack, a tackle for loss and a quarterback pressure. Teamed with Robert Johnson to stop Curtis Brinkley for a third-yard loss on a rush off right end in the first stanza. Stopped Eddie Royal for a two-yard loss on a short pass in the second quarter. Ended a Chargers' drive by sacking Philip Rivers for a five-yard loss on third-and-four late in the second quarter.

- Against Pittsburgh (10/11), started at defensive end and posted two tackles, including a sack, a stop for loss, two quarterback pressures and a pass defended. Knocked down a pass intended for Antonio Brown in the second quarter. Ended a Steelers' drive by sacking Ben Roethlisberger for a seven-yard loss on third-and-six in the second quarter. Teamed with

Kamerion Wimbley to stop Baron Batch for no gain on a rush up the middle early in the fourth quarter. Stonewalled Batch for a one-yard loss on a rush up the middle in the fourth quarter.

- At Buffalo (10/21), started at defensive end and posted five tackles, a fumble recovery and a pass defended. Teamed with Kamerion Wimbley to stuff C.J. Spiller for a three-yard loss on a rush off right guard in the second stanza. Batted down a pass intended for Fred Jackson in the second quarter. Pounced on a fumble at the Buffalo 32-yard line after Kamerion Wimbley came off the edge and strip-sacked Ryan Fitzpatrick early in the third quarter. Helped get the Titans' offense the ball back late in the fourth quarter by pressuring Ryan Fitzpatrick on a third-and-seven pass that was then intercepted by Jason McCourty along the sideline.
- Against Indianapolis (10/28), started at defensive end and tallied two tackles, a half sack, a forced fumble, a quarterback pressure and a pass defended. Batted down a pass intended for Reggie Wayne at the line of scrimmage in the second quarter. Combined with Kamerion Wimbley to drop Andrew Luck for a four-yard sack and forced a fumble that was recovered by the Colts in the second quarter.
- At Miami (11/11), started at defensive end and recorded three tackles, a team-best four quarterback pressures, a tackle for loss and a pass defended. Stonewalled Reggie Bush for a three-yard loss on a rush off right tackle in the first quarter. Batted down a pass at the line of scrimmage that was intended for Lamar Miller in the second quarter.
- At Indianapolis (12/9), started at defensive end and tallied three tackles, including a sack. Halted a Colts' drive by dropping Andrew Luck for a eight-yard sack on third-and-seven in the second quarter.
- Against N.Y. Jets (12/17), started at defensive end and registered four tackles, including a sack and two quarterback pressures. Sacked Mark Sanchez for a seven-yard loss in the second quarter.
- Against Jacksonville (12/30), started at defensive end and recorded three tackles, including two sacks. Stonewalled Keith Toston for no gain on a Wildcat run in the first quarter. Combined with Kamerion Wimbley to sack Chad Henne for a seven-yard loss in the second quarter. Ended a Jaguars' drive by sacking Chad Henne for a six-yard loss on third-and-five late in the second quarter. Halted a Jaguars' drive by teaming with Akeem Ayers to drop Chad Henne for a six-yard sack on third-and-12 in the fourth quarter.

2011 (15/10): Appeared in 15 games with 10 starts and led the team with 20 quarterback pressures. Added 47 tackles, 2.5 sacks, three tackles for loss and two passes defended. Tied for the team lead in tackles once in 2011 (at IND). Tied for the team lead in sacks twice in 2011 (vs. BAL, at CLE). Led or tied for the team lead in quarterback pressures six times in 2011 (at PIT, vs. IND, vs. CIN, at BUF, vs. NO, vs. JAX). Made his first career start against Indianapolis (10/30/11). Was inactive for the season opener at Jacksonville (9/11).

- Against Baltimore (9/18), returned to the lineup as a reserve defensive end and tallied three tackles, a sack and two quarterback pressures. Dropped Joe Flacco for a five-yard sack on the final play of the game.
- Against Denver (9/25), played in a reserve role at defensive end and notched three tackles, including a stop for loss and a quarterback pressure. Completed a four-play goalline stand by stuffing Willis McGahee for a one-yard loss on a fourth-and-one rush in the final stanza.
- At Cleveland (10/2), played in a reserve role at defensive end and collected three solo tackles, including a sack and a quarterback pressure. Dropped Colt McCoy for a sack late in the fourth quarter.
- Against Indianapolis (10/30), made his first career start at defensive end and posted four tackles, three quarterback pressures and a pass defended. Batted down a pass intended for Pierre Garcon at the line of scrimmage late in the fourth quarter.
- Against Cincinnati (11/6), started at defensive end and notched three tackles, including a stop for loss and a team-best three quarterback pressures. Dropped Cedric Benson for a one-yard loss on a rush off right guard early in the third quarter.
- At Indianapolis (12/18), started at defensive end and tied for the team lead with eight tackles.
- Against Jacksonville (12/24), started at defensive end and totaled seven tackles, a team-best three quarterback pressures, a stop for loss and a pass defended. Stuffed Maurice Jones-Drew for a three-yard loss on a rush off right tackle in the first quarter. Batted down a pass intended for Jarett Dilliard at the line of scrimmage in the second quarter.
- At Houston (1/1), started at defensive end and collected three tackles, including a half sack and a quarterback pressure. Teamed with Jurrell Casey to drop T.J. Yates for a five-yard sack on the Texans' first play from scrimmage.

2010 (4/0): Appeared in four games as a reserve defensive end and collected 10 tackles and 1.5 sacks. Placed on injured reserve on Oct. 5, 2010 with a knee injury. Collected his first career sack in his first career game against Oakland (9/12/10). Tied for the team lead in sacks once in 2010 (vs. OAK).

- Against Oakland (9/12), played in a reserve role at defensive end in his first NFL contest and posted a sack and a pass defended. Registered his first career sack by dropping Jason Campbell for an eight-yard loss in the first quarter. Batted down a pass intended for Darren McFadden in the fourth quarter.
- Against Pittsburgh (9/19), played in a reserve role at defensive end and collected five tackles, including a half sack. Halted a Steelers' drive by combining with Tony Brown to sack Charlie Batch for a five-yard loss on third-and-15 in the third quarter.
- Against Denver (10/3), played in a reserve role at defensive end before leaving the game in the second quarter with an injury.

COLLEGE:

- In three seasons at Georgia Tech, Morgan totaled 115 tackles, 19.5 sacks, 29.5 tackles for loss, five passes defended, six fumble recoveries and two forced fumbles in 39 games. He played in 12 games as a reserve defensive end during his freshman season and then started all 27 of the team's games during his sophomore and junior seasons at left defensive end. His 19.5 sacks ranked seventh in Georgia Tech history.
- As a junior (2009), named the ACC Defensive Player of the Year after leading the conference (eighth in nation) with 12.5 sacks, which tied for fourth on school's single-season record list. During his team's ACC Championship season, his career-best 55 tackles ranked fifth on the squad. With 18.5 tackles for losses, he ranked second in the ACC and also tied for seventh on Tech's annual record chart. He added one pass defended, two fumble recoveries and two forced fumbles in 14 games. Earned first-team All-American honors from The NFL Draft Report, Associated Press and American Football Coaches Association, and added second-team honors from Walter Camp, *Sports Illustrated* and *The Sporting News*.
- As a sophomore (2008), started all 13 games and ranked second on the team (eighth in ACC) with seven sacks. Also led the team's defensive linemen with 51 tackles and added 9.5 tackles for loss, three passes defended, four fumble recoveries (tied for second in nation) and one blocked field goal.
- As a freshman (2007), saw action in 12 of 13 games as a reserve and registered nine tackles, 1.5 tackles for loss and one pass defended.
- Enrolled in January 2007 and participated in spring practice.
- Majored in business management.

PERSONAL:

- Married and has a son and a daughter.
- Listed by Rivals.com and SuperPrep as the first-overall prospect in Pennsylvania when he was coming out of Coatesville (Pa.) High School. He earned first-team All-State and league Defensive Player of the Year honors after collecting seven sacks, six tackles for loss and 47 tackles as a senior defensive end. He also recorded 523 yards and eight touchdowns as a running back.
- Member of Kappa Alpha Psi fraternity.
- Follow Morgan on Twitter and Instagram at @dmorg91.
- List of favorites: (movie) "Boyz n the Hood"; (TV show) "The Fresh Prince of Bel Air"; (actor) Will Smith; (music artist) The Notorious B.I.G.; (school subject) entrepreneurship; (video game) Call of Duty; (food) pizza; (sports hero) Jerry Rice; and (sports team as a child) San Francisco 49ers.
- Born Derrick Lee Morgan on Jan. 6, 1989 in Lancaster, Pa.

DERRICK MORGAN'S GAME-BY-GAME

2010 Tennessee Titans

Date	Opp	W/L	P/S	Tot Solo	Asst	Sk	- Yds	QBP	TFL	Int - Yds	-TD	PD	FF	FR - Yds	SpT		
Sept 12	Oak	W	p	1	1	0	1.0	8.0	1	0	0	0	1	0	0	0	
Sept 19	Pit	L	p	5	2	3	0.5	2.5	0	0	0	0	0	0	0	0	
Sept 26	@ NYG	W	p	4	3	1	0.0	0.0	0	0	0	0	0	0	0	0	
Oct 3	Den	L	p	0	0	0	0.0	0.0	0	0	0	0	0	0	0	0	
Oct 10	@ Dal	Placed on injured reserve on Oct. 5, 2010															
Oct 18	@ Jax																
Oct 24	Phi																
Oct 31	@ SD																
Nov 14	@ Mia																
Nov 21	Was																
Nov 28	@ Hou																
Dec 5	Jax																
Dec 9	Ind																
Dec 19	Hou																
Dec 26	@ KC																
Jan 2	@ Ind																
Totals			2-2	4/0	10	6	4	1.5	10.5	1	0	0	0	1	0	0	0

2011 Tennessee Titans

Date	Opp	W/L	P/S	Tot Solo	Asst	Sk	- Yds	QBP	TFL	Int - Yds	-TD	PD	FF	FR - Yds	SpT	
Sept 11	@ Jax	L	IA													
Sept 18	Bal	W	p	3	3	0	1.0	5.0	2	0	0	0	0	0	0	
Sept 25	Den	W	p	3	1	2	0.0	0.0	1	1	0	0	0	0	0	
Oct 2	@ Cle	W	p	3	3	0	1.0	1.0	1	0	0	0	0	0	0	
Oct 9	@ Pit	L	p	2	0	2	0.0	0.0	2	0	0	0	0	0	0	
Oct 23	Hou	L	p	1	0	1	0.0	0.0	0	0	0	0	0	0	0	
Oct 30	Ind	W	S	4	2	2	0.0	0.0	3	0	0	0	1	0	0	
Nov 6	Cin	L	S	3	1	2	0.0	0.0	3	1	0	0	0	0	0	
Nov 13	@ Car	W	S	3	2	1	0.0	0.0	0	0	0	0	0	0	0	
Nov 20	@ Atl	L	S	2	1	1	0.0	0.0	0	0	0	0	0	0	0	
Nov 27	TB	W	S	0	0	0	0.0	0.0	0	0	0	0	0	0	0	
Dec 4	@ Buf	W	S	1	0	1	0.0	0.0	2	0	0	0	0	0	0	
Dec 11	NO	L	S	4	1	3	0.0	0.0	2	0	0	0	0	0	0	
Dec 18	@ Ind	L	S	8	4	4	0.0	0.0	0	0	0	0	0	0	0	
Dec 24	Jax	W	S	7	5	2	0.0	0.0	3	1	0	0	1	0	0	
Jan 1	@ Hou	W	S	3	0	3	0.5	2.5	1	0	0	0	0	0	0	
Totals			9-7	15/10	47	23	24	2.5	8.5	20	3	0	0	2	0	0

2012 Tennessee Titans

Date	Opp	W/L	P/S	Tot Solo	Asst	Sk	- Yds	QBP	TFL	Int - Yds	-TD	PD	FF	FR - Yds	SpT	
Sept 9	NE	L	S	8	7	1	0.0	0.0	0	1	0	0	0	0	0	
Sept 16	@ SD	L	S	5	3	2	1.0	6.0	1	1	0	0	0	0	0	
Sept 23	Det	W	S	5	3	2	0.0	0.0	2	0	0	0	0	0	0	
Sept 30	@ Hou	L	S	4	3	1	0.0	0.0	1	1	0	0	0	0	0	
Oct 7	@ Min	L	S	6	2	4	0.0	0.0	0	0	0	0	0	0	0	
Oct 11	Pit	W	S	2	1	1	1.0	7.0	2	1	0	0	1	0	0	
Oct 21	@ Buf	W	S	5	1	4	0.0	0.0	0	0	0	0	1	0	0	
Oct 28	Ind	L	S	2	0	2	0.5	2.0	1	0	0	0	1	1	0	
Nov 4	Chi	L	S	5	1	4	0.0	0.0	1	0	0	0	1	0	0	
Nov 11	@ Mia	W	S	3	1	2	0.0	0.0	4	1	0	0	1	0	0	
Nov 25	@ Jax	L	S	3	3	0	0.0	0.0	1	0	0	0	0	0	0	
Dec 2	Hou	L	S	5	3	2	0.0	0.0	1	0	0	0	0	0	0	
Dec 9	@ Ind	L	S	3	3	0	1.0	8.0	0	0	0	0	0	0	0	
Dec 17	NYJ	W	S	4	1	3	1.0	7.0	2	0	0	0	0	0	0	
Dec 23	@ GB	L	S	3	2	1	0.0	0.0	3	0	0	0	0	0	0	
Dec 30	Jax	W	S	3	1	2	2.0	12.5	0	0	0	0	0	0	0	
Totals			6-10	16/16	66	35	31	6.5	42.5	19	5	0	0	5	1	1

2013 Tennessee Titans

Date	Opp	W/L	P/S	Tot Solo	Asst	Sk	- Yds	QBP	TFL	Int - Yds	-TD	PD	FF	FR - Yds	SpT	
Sept 8	@ Pit	W	S	4	3	1	1.0	5.0	2	0	0	0	0	0	0	
Sept 15	@ Hou	L	S	4	3	1	1.0	7.0	1	1	0	0	0	0	0	
Sept 22	SD	W	S	4	1	3	0.0	0.0	1	0	0	0	0	0	0	
Sept 29	NYJ	W	S	4	3	1	0.0	0.0	2	1	0	0	0	0	0	
Oct 6	KC	L	S	2	1	1	0.0	0.0	0	0	0	0	0	0	0	
Oct 13	@ Sea	L	p	0	0	0	0.0	0.0	0	0	0	0	1	0	0	
Oct 20	SF	L	IA													
Nov 3	@ STL	W	S	2	1	1	0.0	0.0	0	0	0	0	0	0	1	0

Nov 10	Jax	L	S	8	6	2	1.0	9.0	1	1	0	0	0	0	0
Nov 14	Ind	L	S	5	3	2	1.0	3.0	1	0	0	0	0	0	0
Nov 24	@ Oak	W	S	2	1	1	0.0	0.0	0	0	0	0	0	0	0
Dec 1	@ Ind	L	S	3	0	3	0.0	0.0	0	0	0	0	0	1	0
Dec 8	@ Den	L	S	2	0	2	0.0	0.0	0	0	0	0	0	0	0
Dec 15	Ari	L	S	1	1	0	0.0	0.0	0	0	0	0	0	0	0
Dec 22	@ Jax	W	S	9	5	4	1.0	7.0	0	0	0	0	0	0	0
Dec 29	Hou	W	S	4	3	1	1.0	6.0	0	0	0	0	0	0	0
Totals			7-9	15/14	54	31	23	6.0	37.0	8	3	0	0	1	1

2014 Tennessee Titans

Date	Opp	W/L	P/S	Tot Solo	Asst	Sk	- Yds	QBP	TFL	Int - Yds	-TD	PD	FF	FR - Yds	SpT
Sept 7	@ KC	W	S	4	3	1	0.0	0.0	4	0	0	0	2	0	0
Sept 14	Dal	L	S	5	5	0	0.0	0.0	2	0	0	0	0	0	0
Sept 21	@ Cin	L	S	2	1	1	0.0	0.0	0	0	0	0	0	0	0
Sept 28	@ Ind	L	S	1	0	1	0.0	0.0	3	0	0	0	1	0	0
Oct 5	Cle	L	S	5	4	1	0.0	0.0	2	0	0	0	1	0	0
Oct 12	Jax	W	S	2	1	1	0.0	0.0	4	0	0	0	1	0	0
Oct 19	@ Was	L	S	7	6	1	1.0	8.0	2	2	0	0	0	1	0
Oct 26	Hou	L	S	4	2	2	0.0	0.0	0	0	0	0	1	0	0
Nov 9	@ Bal	L	S	5	2	3	1.0	8.0	2	1	0	0	1	0	0
Nov 17	Pit	L	S	6	1	5	0.5	0.5	0	0	0	0	1	0	0
Nov 23	@ Phi	L	S	13	9	4	1.0	2.0	2	3	0	0	0	0	0
Nov 30	@ Hou	L	S	6	4	2	0.0	0.0	1	2	0	0	0	0	0
Dec 7	NYG	L	S	3	1	2	0.0	0.0	2	0	0	0	0	0	0
Dec 14	NYJ	L	S	6	3	3	1.0	9.0	1	1	0	0	0	0	0
Dec 18	@ Jax	L	S	6	5	1	2.0	8.0	1	1	0	0	1	1	0
Dec 28	Ind	L	S	7	5	2	0.0	0.0	1	3	0	0	0	0	0
Totals			2-14	16/16	82	52	30	6.5	35.5	27	13	0	0	9	2

2015 Tennessee Titans

Date	Opp	W/L	P/S	Tot Solo	Asst	Sk	- Yds	QBP	TFL	Int - Yds	-TD	PD	FF	FR - Yds	SpT
Sept 13	@ TB	W	S	7	4	3	2.0	16.0	2	2	0	0	0	0	0
Sept 20	@ Cle	L	S	7	5	2	1.0	4.0	0	1	0	0	0	1	0
Sept 27	Ind	L	S	1	1	0	0.0	0.0	1	0	0	0	1	0	0
Oct 11	Buf	L	S	3	1	2	1.5	13.5	2	1	0	0	0	0	0
Oct 18	Mia	L	S	5	4	1	0.0	0.0	0	0	0	0	0	0	0
Oct 25	Atl	L	S	3	2	1	0.0	0.0	2	1	0	0	0	0	0
Nov 1	@ Hou	L	S	3	1	2	0.0	0.0	3	0	0	0	1	0	0
Nov 8	@ NO	W	S	0	0	0	0.0	0.0	1	0	0	0	0	0	0
Nov 15	Car	L	S	4	2	2	0.0	0.0	1	1	0	0	0	0	0
Nov 19	@ Jax	L</													

DERRICK MORGAN'S NFL STATISTICS

REGULAR SEASON		TACKLES									INTERCEPTIONS					FUMBLES			
Year	Team	GP	GS	Tot	Solo	Asst	Sk	Yds	QBP	TFL	No	Yds	Lg	TD	PD	FF	FR	Yds	SpT
2010	Tennessee	4	0	10	6	4	1.5	10.5	1	0	0	0	0	0	1	0	0	0	0
2011	Tennessee	15	10	47	23	24	2.5	8.5	20	3	0	0	0	0	2	0	0	0	0
2012	Tennessee	16	16	66	35	31	6.5	42.5	19	5	0	0	0	0	5	1	1	0	0
2013	Tennessee	15	14	54	31	23	6.0	37.0	8	3	0	0	0	0	1	1	1	0	0
2014	Tennessee	16	16	82	52	30	6.5	35.5	27	13	0	0	0	0	9	2	0	0	0
2015	Tennessee	10	9	34	20	14	4.5	33.5	13	6	0	0	0	0	2	1	0	0	0
2016	Tennessee	8	8	22	15	7	5.5	34.0	18	2	0	0	0	0	0	0	0	0	0
NFL Totals		84	73	315	182	133	33.0	201.5	106	32	0	0	0	0	20	5	2	0	0

Single-Game Highs

Tackles - 13 at Philadelphia (11/23/14)

Sacks - **2 (Four times, last at Miami 10/9/16)**

Quarterback Pressures - **5 vs. Cleveland (10/16/16)**

Fumble Recovery - 1 at Buffalo (10/21/12)

Forced Fumble - 1 (Four times, last at Jacksonville 12/18/14)

Tackles For Loss - 3 (Twice, last vs. Indianapolis 12/28/14)



29 DeMARCO MURRAY

RUNNING BACK • 6'1" • 220 LBS • COLLEGE: OKLAHOMA
ACQUIRED: TRADE (PHI) - 2016 • NFL EXPERIENCE (NFL/TITANS): 6/1
HOMETOWN: LAS VEGAS, NEV.
GAMES PLAYED/GAMES STARTED: 77/64 (PLAYOFFS: 2/2)



Pro Bowl: 2013, 2014

PRO: Early in the 2016 offseason, the Titans acquired running back DeMarco Murray in a trade with the Philadelphia Eagles. The 6-foot-1-inch, 220-pounder brings stability and veteran leadership to the Titans' running back corps. A two-time Pro Bowler, Murray is known for his physical, downhill running style, but he is also a skilled pass catcher out of the backfield. The University of Oklahoma product enjoyed a stellar 2014, capturing the NFL's rushing title and earning NFL Offensive Player of the Year honors. A former third-round draft choice of Dallas in 2011, Murray spent his first four seasons with the Cowboys before joining the Philadelphia Eagles for the 2015 campaign.

CAREER HIGHLIGHTS:

- Murray earned the 2014 NFL rushing title after leading the league and setting Cowboys franchise records in rushing yards (1,845) and scrimmage yards (2,261). His 1,845 yards were 484 more than the next closest rusher (Pittsburgh running back Le'Veon Bell).
- Murray set an NFL record by rushing for 100-plus yards in each of the Cowboys first eight games in 2014, breaking Hall of Famer Jim Brown's previous record of six-consecutive games to start a season set in 1958.
- In 2014, Murray became the fastest player in Dallas history and fifth-fastest player in league annals to reach the 1,000-yard mark, doing so in just eight games.
- Murray garnered Pro Bowl honors in 2013 after completing his first-career 1,000-yard campaign, totaling 1,121 yards and nine touchdowns.
- As a rookie in 2011, Murray rushed for a Dallas Cowboys franchise record 253 yards against St. Louis (10/23/11), the ninth-highest single-game total in NFL history and the second-most by a rookie back.

TITANS TIDBITS:

- Murray led his high school basketball team to a 2005 state title. He was considered a top-30 basketball recruit in the state as well.
- He started the DeMarco Murray Foundation with the mission to provide families with seriously and chronically ill children with daily encouragement and life changing experiences. More information is available at DeMarcoMurray.com.
- Murray hosted his first youth football camp in Middle Tennessee in June 2016, welcoming 150 players to the two-day event at D1 Sports Training in Franklin.

CAREER TRANSACTIONS:

- The Las Vegas, Nev., native was originally selected by the Dallas Cowboys in the third round (71st overall) the 2011 NFL Draft.
- Signed by the Philadelphia Eagles as an unrestricted free agent on March 12, 2015.
- Traded from the Philadelphia Eagles along with their 2016 fourth-round selection to the Titans for their 2016 fourth-round selection.

SEASON RECAPS:

2016 (9/9 - Tennessee): Ranks second in the AFC and fourth in the NFL with 1,033 yards from scrimmage. Leads the AFC and ranks second in the NFL with 807 rushing yards. Ranks tied for second in the NFL with 56 first downs. Leads the team with 35 receptions. Has rushed for 100 or more yards 25 times including the playoffs in his career and four times in 2016 (vs. OAK, at MIA, vs. IND, vs. JAX). Has led the team in rushing yards nine times in 2016 (vs. MIN, at DET, vs. OAK, at HOU, at MIA, vs. CLE, vs. IND, vs. JAX, at SD). Has led or tied for the team lead in receptions four times in 2016 (at DET, vs. OAK, at MIA, at SD). Recorded a career-best two receiving touchdowns against Minnesota (9/11/16).

- Against Minnesota (9/11), made his Titans debut as the starter at running back and led the team with 42 rushing yards on 13 carries. Hauled in five receptions for 35 yards and a career-high two receiving touchdowns. Extended the Titans' first touchdown drive with a 14-yard reception on third-and-10 late in the second quarter. Extended the Titans' lead to 10-0 by hauling in a pass and flipping into the end zone for a six-yard touchdown with 41 seconds remaining in the first half. Concluded the Titans scoring with a four-yard touchdown catch with less than a minute remaining in the fourth quarter.
- At Detroit (9/18), started at running back and led the team with 89 rushing yards on 12 carries. Led the team with seven receptions for 56 yards. Murray's 145 scrimmage yards were the most by a Titans running back since Chris Johnson totaled 170 scrimmage yards (150 rushing, 20 receiving) at St. Louis on Nov. 3, 2013. Flipped field position with a 67-yard run up the middle to the Lions' 26-yard line in the second quarter. Extended the Titans' game-winning touchdown drive with a five-yard reception on third-and-one in the fourth quarter.
- Against Oakland (9/25), started at running back and led the team with 114 rushing yards on 16 carries with a touchdown. Led the team with five catches for 41 yards. It was his 22nd career 100-yard rushing game and first with the Titans. Kickstarted the Titans' touchdown drive with a 36-yard jaunt off left end in the third quarter. Cut the Raiders' lead to 17-10 with a five-yard touchdown run with 5:51 left to play in the third quarter.
- At Houston (10/2), started at running back and led the team with 95 rushing yards on 25 carries with two touchdowns. Grabbed two passes for 24 yards. Cut the Texans' lead to 17-10 with a two-yard touchdown plunge with 11:21 remaining in the second quarter. Extended the Titans' second touchdown drive with a 14-yard catch on third-and-four in the second quarter. Evened the score at 17-17 with a one-yard touchdown run on third-and-one with 2:28 left to play in the first half. Kept the Titans' third-quarter scoring drive alive with a one-yard run on third-and-one.
- At Miami (10/9), started at running back and carried the ball 27 times for a team-best 121 rushing yards. Tied for the team lead with five catches for 16 yards. Extended the Titans' second touchdown drive with an eight-yard jaunt on third-and-two in the second quarter. Kept the Titans' final touchdown drive alive with a seven-yard run on third-and-two in the fourth quarter.
- Against Cleveland (10/16), started at running back and carried the ball 21 times for a team-best 65 rushing yards with a touchdown. Extended the Titans' lead to 21-13 with a three-yard touchdown plunge with 9:33 left to play in the third quarter.
- Against Indianapolis (10/23), started at running back and led the team with 107 rushing yards on 25 carries with a touchdown. Hauled in three catches for 20 yards. Extended the Titans' opening touchdown drive with a four-yard run on third-and-one in the first quarter. Kept the Titans' touchdown drive alive late in the first half with a 13-yard catch on third-and-five. Cut the Colts lead to 17-13 with a one-yard touchdown plunge with 34 seconds remaining in the first half.
- Against Jacksonville (10/27), started at running back and led the team with 123 rushing yards on 21 carries with a touchdown. Hauled in one reception for five yards. Extended the Titans' first touchdown drive with a 22-yard jaunt on third-and-two late in the first quarter. Gave the Titans a 24-0 lead by reversing field and scoring on a 14-yard run off left end with 7:09 left to play in the first half. Kept the Titans' scoring drive alive just before halftime with a 19-yard rumble off left end in the second quarter.
- At San Diego (11/6), started at running back and carried the ball 14 times for 51 yards with a touchdown. Led the team with seven receptions for 29 yards. Extended the Titans' opening touchdown drive by a one-yard plunge on fourth-and-one in the second stanza. Kept the Titans' fourth touchdown

drive alive with a 10-yard catch on third-and-five in the fourth quarter. Converted a third-and-one with a 13-yard jaunt during the Titans' final touchdown drive late in the fourth quarter. Capped the Titans' scoring with an extra-effort, one-yard touchdown plunge with less than three minutes left to play in the game.

2015 (15/8 - Philadelphia): Played in 15 games with eight starts for the Eagles. Amassed a team-best 702 rushing yards on 193 carries with six touchdowns. Collected 44 receptions for 322 yards with a touchdown.

- At Atlanta (9/14), scored two touchdowns (one rushing, one receiving) in his Eagles debut.
- Against New Orleans (10/11), led the team with 83 rushing yards and seven receptions, while amassing 120 yards of total offense. Also scored on a four-yard run.
- Against N.Y. Giants (10/19), posted 112 yards rushing on 21 carries and collected a 12-yard touchdown run.
- At Dallas (11/8), registered 161 total yards of offense (83 rushing, 78 receiving), including a one-yard touchdown run and a career-long 44-yard catch.

2014 (16/16, 2/2 - Dallas): Garnered 2014 NFL Offensive Player of the Year, first-team AP All-Pro and Pro Bowl honors after leading the league with 1,845 rushing yards and 2,261 scrimmage yards. Became the first Cowboys running back to lead the league in rushing since Emmitt Smith in 1995. His 12 games of 100-plus yards was tied for the second-highest total in NFL history. Earned NFC Offensive Player of the Month honors in both September and October, becoming just the third running back (Smith in 1992 and Barry Sanders in 1997) to accomplish the feat in consecutive months. Was named the FedEx Ground Player of the Week five times, the highest total in the NFL in 2014. Tied for the league lead with 13 rushing scores and added 57 catches for 416 yards (7.3 avg.) out of the backfield.

- Against San Francisco (9/7), rushed for his eighth-career 100-yard game (118) on 22 carries with a touchdown. Also became the first player to hit 100 yards against the 49ers in San Francisco's previous 17 games.
- At Tennessee (9/14), notched 115 first-half rushing yards, the most in the first half in his career and the fourth-most by a Cowboy in a half since 1991, while finishing the contest with 167 yards a touchdown.
- Against New Orleans (9/28), became only the fourth running back in NFL history to open the season with at least 100 yards rushing and a touchdown in each of the first four games of a season after rushing for 149 yards and two touchdowns. Also became the 12th player in team history with 20 career rushing touchdowns.
- At Seattle (10/12), joined Jim Brown (1958) as the only players in NFL history to rush for 100 yards in each of the first six games of a season with 115 yards and a touchdown on 29 carries.
- Against N.Y. Giants (10/19), rushed for 128 yards and a touchdown, becoming the first player in league history to break the 100-yard mark in each of the first seven games of a season.
- Against Washington (10/27), became the first player in NFL history with eight straight 100-yard outings to open a season after tallying 141 yards on 19 carries. Also became the fastest Cowboy to reach 1,000 yards in a season and tied for the fifth-fastest in NFL history. Additionally, set a career high with 80 receiving yards, including a then-career-long reception of 34 yards, and his second-best scrimmage-yard total (221).
- At N.Y. Giants (11/23), notched his 10th 100-yard rushing game of the season, totaling 121 yards on 24 carries while becoming the seventh Cowboy in team history to reach 4,000 career rushing yards.
- At Chicago (12/4), rushed a career-high 32 times for a season-high 179 yards and one touchdown. Also led the team with a career-high nine receptions and his 41 touches rank second in Cowboys single-game history.
- At Washington (12/28), eclipsed the 100-yard mark for the 12th time in 2014, rushing for 100 yards and a touchdown. The touchdown marked his 13th rushing score of the year, which tied for fifth in team history and also tied for the NFL lead (Seattle RB Marshawn Lynch).
- In the Divisional Playoff round at Green Bay (1/11), rushed for 123 yards and a touchdown on 25 carries. His 123 yards ranked ninth in Cowboys single-game playoff history and he became the first Cowboy since Smith in 1995-96 to rush for a touchdown in consecutive playoff games.

2013 (14/14 - Dallas): Was named to the Pro Bowl for the first time in his career, finishing the season with 1,121 yards and nine touchdowns on 217 carries (5.2 avg.), while adding 53 catches for 350 yards and a touchdown.

- Against St. Louis (9/22), rushed for 175 yards and a touchdown in a win.
- At New Orleans (11/10), tallied 89 yards and a touchdown on 16 carries.

• Against Oakland (11/28), recorded his first-career multi-touchdown game in a Thanksgiving Day win, becoming the first Cowboy since Julius Jones in 2004 to record three rushing touchdowns in a game.

- At Chicago (12/9), registered his second 100-yard contest of the season, leading the team with 146 yards rushing.
- At Green Bay (12/15), scored one touchdown and rushed for 134 yards on 18 carries for his second-consecutive 100-yard game.
- At Washington (12/22), corralled the first receiving touchdown of his career - a game-winner. Also added 96 yards and a touchdown on the ground.

2012 (10/10 - Dallas): Led the Cowboys in all rushing categories with 663 yards and four touchdowns on 161 carries over 10 games.

- At N.Y. Giants (9/5), opened the season with a game-high 131 rushing yards on 20 carries.
- Against Philadelphia (12/2), carried 23 times for 83 yards and a touchdown in his first game back following a foot injury.
- Recorded a touchdown in three-consecutive games: against Philadelphia (12/2), at Cincinnati (12/9) and against Pittsburgh (12/16).

2011 (13/7 - Dallas): Appeared in 13 games with seven starts as a rookie, and lead the team with 897 rushing yards and 164 carries. His 5.5 yards-per-carry average was tops among NFL running backs with at least 150 carries.

- Earned PWFA All-Rookie Team honors and was also named the NFL's Offensive Rookie of the Month in November.
- Rushed for 139 yards against Seattle (11/6) and 135 yards and a touchdown against Buffalo (11/13), capping a four-game span in which he rushed for 601 yards - the most ever by a Cowboy over a four-game stretch and tied for fifth all-time among NFL rookies over the period.
- Against St. Louis (10/23), established a single-game Cowboys rushing record with his 253-yard performance. Scored his first-career touchdown on a 91-yard run, the longest first-career touchdown run since the league merger in 1970.

COLLEGE:

- Finished his Oklahoma career as the school's career all-purpose yardage leader (6,718) and also owns the Sooners record for career touchdowns (65) and career receiving yards by a running back (1,571).
- Was just the second player in Oklahoma history to surpass 1,000 yards in three categories with 3,685 rushing yards, 1,571 receiving yards and 1,462 kick return yards.
- Ranks sixth in school history with 3,685 total rushing yards over his four-year career.
- As a senior (2010), was a consensus first-team All-Big 12 selection and Sports Illustrated honorable mention All-America honoree. Started all 14 games and tallied 1,214 yards and 15 touchdowns, while adding 71 catches for 594 yards and five touchdowns
- His 2,057 all-purpose yards as a senior rank fourth in school history and he became the first player to record two 2,000-yard seasons during his Oklahoma career.
- As a junior (2009), was named second-team All-Big 12 by the league's coaches and earned honorable mention all-conference honors from the AP after finishing second on the team in both rushing (705 yards and eight touchdowns) and receiving (41 catches for 522 yards and four touchdowns).
- As a sophomore (2008), set the Oklahoma record for single-season all-purpose yards with 2,171 total yards, helping pace an offense that led the Sooners to the BCS National Title Game.
- Earned first-team All-Big 12 honors from the conference's coaches and second-team honors from the AP in 2008, leading the team in rushing (1,002 yards) as well as kick returns with 774 yards, the second-highest total in school history.
- As a redshirt freshman (2007), garnered Freshman All-America honors from Rivals.com and was an honorable mention All-Big 12 selection after tying the Oklahoma freshman record of 15 touchdowns previously held solely by Adrian Peterson.
- Set an Sooners record with five touchdowns in his debut game vs. North Texas (9/1/07).
- Redshirted in 2006.
- Was a four-time Academic All-Big 12 honoree during his career.
- Graduated from Oklahoma with a degree in communications and a double minor in business and African American studies.

PERSONAL:

- DeMarco and his wife, Heidi, have a daughter, Savanna June Murray, and a son, Parker Ray Murray.
- Attended Bishop Gorman (Las Vegas, Nev.) High School. Earned all-state honors and was named the 2005 Sunset Region Offensive Player of the Year as a senior after rushing for 1,947 yards with 27 touchdowns and catching 22 passes for 724 yards with seven touchdowns.
- Was an all-conference selection in each of his final three prep years.
- Also recorded 64 tackles, three sacks and two interceptions while playing defensive back at Bishop Gorman.

- Helped lead Bishop Gorman to a 2005 Nevada state title.
- On Twitter and Instagram: @DeMarcoMurray
- Born DeMarco Murray on Feb. 12, 1988 in Las Vegas, Nev.

DeMARCO MURRAY'S GAME-BY-GAME

2011 Dallas Cowboys				RUSHING				RECEIVING						
Date	Opp	W/L	P/S	Att	Yds	Avg	Lg	TD	No	Yds	Avg	Lg	TD	
Sept 11	@ NYJ	L	p	2	0	0.0	0	0	1	13	13.0	13	0	
Sept 18	@ SF	W	p	6	21	3.5	8	0	1	4	4.0	4	0	
Sept 26	Was	W	p	2	6	3.0	6	0	0	0	-	-	0	
Oct 2	Det	L	p	4	12	3.0	7	0	1	-1	-1.0	-1	0	
Oct 16	@ NE	L	p	11	34	3.1	8	0	1	7	7.0	7	0	
Oct 23	StL	W	p	25	253	10.1	91t	1	0	0	-	-	0	
Oct 30	@ Phi	L	S	8	74	9.3	26	0	1	-2	-2.0	-2	0	
Nov 6	Sea	W	S	22	139	6.3	32	0	4	47	11.8	17	0	
Nov 13	Buf	W	S	20	135	6.8	25	1	6	36	6.0	17	0	
Nov 20	@ Was	W	S	25	73	2.9	8	0	6	32	5.3	14	0	
Nov 24	Mia	W	S	22	87	4.0	18	0	4	41	10.3	18	0	
Dec 4	@ Ari	L	S	12	38	3.2	7	0	0	0	-	-	0	
Dec 11	@ NYG	L	S	5	25	5.0	9	0	1	6	6.0	6	0	
Dec 17	@ TB	Placed on injured reserve on Dec 13, 2011												
Totals		7-6	13/7	164	897	5.5	91t	2	26	183	7.0	18	0	

2012 Dallas Cowboys				RUSHING				RECEIVING					
Date	Opp	W/L	P/S	Att	Yds	Avg	Lg	TD	No	Yds	Avg	Lg	TD
Sept 5	@ NYG	W	S	20	131	6.6	48	0	2	9	4.5	9	0
Sept 16	@ Sea	L	S	12	44	3.7	9	0	4	31	7.8	15	0
Sept 23	TB	W	S	18	38	2.1	11t	1	3	17	5.7	14	0
Oct 1	Chi	L	S	11	24	2.2	11	0	7	57	8.1	20	0
Oct 14	@ Bal	L	S	14	93	6.6	28	0	1	4	4.0	4	0
Oct 21	@ Car	W	IA										
Oct 28	NYG	L	IA										
Nov 4	@ Atl	L	IA										
Nov 11	@ Phi	W	IA										
Nov 18	Cle	W	IA										
Nov 22	Was	L	IA										
Dec 2	Phi	W	S	23	83	3.6	27	1	4	19	4.8	11	0
Dec 9	@ Cin	W	S	21	53	2.5	7	1	4	22	5.5	7	0
Dec 16	Pit	W	S	14	81	5.8	28	1	4	31	7.8	13	0
Dec 23	NO	L	S	11	40	3.6	9	0	4	51	12.8	22	0
Dec 30	@ Was	L	S	17	76	4.5	21	0	2	10	5.0	6	0
Totals		8-8	10/10	161	663	4.1	48	4	35	251	7.2	22	0

2013 Dallas Cowboys				RUSHING				RECEIVING					
Date	Opp	W/L	P/S	Att	Yds	Avg	Lg	TD	No	Yds	Avg	Lg	TD
Sept 8	NYG	W	S	20	86	4.3	13	0	8	39	4.9	11	0
Sept 15	@ KC	L	S	12	25	2.1	6	0	5	49	9.8	17	0
Sept 22	StL	W	S	26	175	6.7	41	1	3	28	9.3	17	0
Sept 29	@ SD	L	S	14	70	5.0	14	0	5	22	4.4	9	0
Oct 6	Den	L	S	12	43	3.6	13	1	1	5	5.0	5	0
Oct 13	Was	W	S	7	29	4.1	11	1	2	21	10.5	16	0
Oct 20	@ Phi	W	IA										
Oct 27	@ Det	L	IA										
Nov 3	Min	W	S	4	31	7.8	27	0	6	19	3.2	12	0
Nov 10	@ NO	L	S	16	89	5.6	35	1	1	6	6.0	6	0
Nov 24	@ NYG	W	S	14	86	6.1	30	0	3	40	13.3	22	0
Nov 28	Oak	W	S	17	63	3.7	11	3	5	39	7.8	10	0
Dec 9	@ Chi	L	S	18	146	8.1	21	0	2	9	4.5	6	0
Dec 15	GB	L	S	18	134	7.4	41	1	4	19	4.8	10	0
Dec 22	@ Was	W	S	22	96	4.4	43	1	3	15	5.0	10t	1
Dec 29	Phi	L	S	17	48	2.8	9	0	5	39	7.8	18	0
Totals		8-8	14/14	217	1121	5.2	43	9	53	350	6.6	22	1

2014 Dallas Cowboys				RUSHING				RECEIVING					
Date	Opp	W/L	P/S	Att	Yds	Avg	Lg	TD	No	Yds	Avg	Lg	TD
Sept 7	SF	L	S	22	118	5.4	15	1	3	25	8.3	13	0
Sept 14	@ Ten	W	S	29	167	5.8	22	1	1	6	6.0	6	0
Sept 21	@ StL	W	S	24	100	4.2	44	1	4	31	7.8	11	0
Sept 28	NO	W	S	24	149	6.2	28t	2	1	6	6.0	6	0
Oct 5	Hou	W	S	31	136	4.4	17	0	6	56	9.3	16	0
Oct 12	@ Sea	W	S	28	115	4.1	25	1	6	31	5.2	14	0
Oct 19	NYG	W	S	28	128	4.6	21	1	1	4	4.0	4	0
Oct 27	Was	L	S	19	141	7.4	51	0	4	80	20.0	34	0
Nov 2	Ari	L	S	19	79	4.2	17	0	4	11	2.8	5	0
Nov 9	@ Jax	W	S	19	100	5.3	23	0	6	31	5.2	17	0
Nov 23	@ NYG	W	S	24	121	5.0	18	0	2	22	11.0	15	0
Nov 27	Was	L	S	20	73	3.7	9	1	6	40	6.7	15	0
Dec 4	@ Chi	W	S	32	179	5.6	40	1	9	49	5.4	11	0
Dec 14	@ Phi	W	S	31	81	2.6	21	2	1	3	3.0	3	0
Dec 21	Ind	W	S	22	58	2.6	11	1	0	0	-	-	0
Dec 28	@ Was	W	S	20	100	5.0	32	1	3	21	7.0	10	0
Totals		12-4	16/16	392	1845	4.7	51	13	57	416	7.3	34	0

2015 Philadelphia Eagles				RUSHING				RECEIVING					
Date	Opp	W/L	P/S	Att	Yds	Avg	Lg	TD	No	Yds	Avg	Lg	TD
Jan 4	Det	W	S	19	75	3.9	18	1	3	22	7.3	13	0
Jan 11	@ GB	L	S	25	123	4.9	30	1	1	5	5.0	5	0
Totals		1-1	2/2	44	198	4.5	30	2	4	27	6.8	13	0

2016 Philadelphia Eagles				RUSHING				RECEIVING					
Date	Opp	W/L	P/S	Att	Yds	Avg	Lg	TD	No	Yds	Avg	Lg	TD
Sept 14	@ Atl	L	S	8	9	1.1	8t	1	4	11	2.8	6	1
Sept 20	Dal	L	S	13	2	0.2	9	0	5	53	10.6	22	0
Sept 27	@ NYJ	W	IA										
Oct 4	@ Was	L	p	8	36	4.5	30	0	2	12	6.0	8	0
Oct 11	NO	W	S	20	83	4.2	24	1	7	37	5.3	13	0
Oct 19	NYG	W	p	21	112	5.3	21	1	3	14	4.7	7	0
Oct 25	@ Car	L	S	18	65	3.6	11	0	2	5	2.5	3	0
Nov 8	@ Dal	W	S	18	83	4.6	20	1	6	78	13.0	44	0
Nov 15	Mia	L	S	22	61	2.8	13	0	6	58	9.7	20	0
Nov 22	TB	L	S	13	64	4.9	16	0	4	27	6.8	11	0
Nov 26	@ Det	L	S	14	30	2.1	19	0	0	0	-	-	0
Dec 6	@ NE	W	p	8	24	3.0	19	0	0	0	-	-	0
Dec 13	Buf	W	p	11	34	3.1	7	0	2	3	1.5	4	0
Dec 20	Ari	L	p	2	3	1.5	2	0	0	0	-	-	0
Dec 26	Was	L	p	5	27	5.4	12	1	3	24	8.0	13	0
Jan 3	@ NYG	W	p	12	69	5.8	54t	1	0	0	-	-	0
Totals		7-9	15/8	193	702	3.6	54t	6	44	322	7.3	44	1

2016 Tennessee Titans				RUSHING				RECEIVING					
Date	Opp	W/L	P/S	Att	Yds	Avg	Lg	TD	No	Yds	Avg	Lg	TD
Sept 11	Min	L	S	13	42	3.2	12	0	5	35	7.0	14	2
Sept 18	@ Det	W	S	12	89	7.4	67	0	7	56	8.0	22	0
Sept 25	Oak	L	S	16	114	7.1	36	1	5	41	8.2	16	0
Oct 2	@ Hou	L	S	25	95	3.8	14	2	2	24	12.0	14	0
Oct 9	@ Mia	W	S	27	121	4.5	14	0	5	16	3.2	7	0
Oct 16	Cle	W	S	21	65	3.1	16	1	0	0	-	0	0
Oct 23	Ind	L	S	25	107	4.3	14	1	3	20	6.7	13	0
Oct 27	Jax	W	S	21	123	5.9	22	1	1	5	5.0	5	0
Nov 6	@ SD	L	S	14	51	3.6	13						

DeMARCO MURRAY'S NFL STATISTICS

REGULAR SEASON

Year	Team	REGULAR SEASON		RUSHING					RECEIVING				
		GP	GS	No	Yds	Avg	Lg	TD	Att	Yds	Avg	Lg	TD
2011	Dallas	13	7	164	897	5.5	91t	2	26	183	7.0	18	0
2012	Dallas	10	10	161	663	4.1	48	4	35	251	7.2	22	0
2013	Dallas	14	14	217	1,121	5.2	43	9	53	350	6.6	22	1
2014	Dallas	16	16	392	1,845	4.7	51	13	57	416	7.3	34	0
2015	Philadelphia	15	8	193	702	3.6	54t	6	44	322	7.3	44	1
2016	Tennessee	9	9	174	807	4.6	67	7	35	226	6.5	22	2
NFL Totals		77	64	1,301	6,035	4.6	91t	41	250	1,748	7.0	44	4

PLAYOFFS

Year	Team	PLAYOFFS		RUSHING					RECEIVING				
		GP	GS	No	Yds	Avg	Lg	TD	Att	Yds	Avg	Lg	TD
2014	Dallas	2	2	44	198	4.5	30	2	4	27	6.8	13	0
NFL Totals		2	2	44	198	4.5	30	2	4	27	6.8	13	0

Single-Game Highs

Rushing Attempts - 32 at Chicago (12/4/14)
 Rushing Yards - 253 vs. St. Louis (10/23/11)
 Long Rush - 91t vs. St. Louis (10/23/11)
 Rushing Touchdowns - 3 vs. Oakland (11/28/13)
 Receptions - 9 at Chicago (12/4/14)
 Receiving Yards - 80 vs. Washington (10/27/14)
 Long Reception - 44 at Dallas (11/8/15)
 Receiving Touchdown - **2 vs. Minnesota (9/11/16)**

Playoff Single-Game Highs

Rushing Attempts - 25 at Green Bay (1/11/15)
 Rushing Yards - 123 at Green Bay (1/11/15)
 Long Rush - 30 at Green Bay (1/11/15)
 Rushing Touchdowns - 1 (Twice, last at Green Bay 1/11/15)
 Receptions - 3 vs. Detroit (1/4/15)
 Receiving Yards - 22 vs. Detroit (1/4/15)
 Long Reception - 13 vs. Detroit (1/4/15)

Additional Statistics

Kickoff Returns - 2 for 36 yards, 22 long (2011)



98 BRIAN ORAKPO

OUTSIDE LINEBACKER • 6'4" • 257 LBS • COLLEGE: TEXAS
ACQUIRED: UNRESTRICTED FREE AGENT (WASHINGTON) - 2015
NFL EXPERIENCE (NFL/TITANS): 8/2 • HOMETOWN: HOUSTON, TEXAS
GAMES PLAYED/GAMES STARTED: 96/96 (PLAYOFFS: 0/0)



Captain: 2015, 2016



Pro Bowl: 2009, 2010, 2013

PRO: The Titans entered the 2015 NFL free agency period looking to add pass rushing talent from the outside linebacker spot in their 3-4 defensive alignment. The club found just that when they signed three-time Pro Bowler Brian Orakpo as an unrestricted free agent on March 13, 2015. The 6-foot-4-inch, 257-pounder arrived in Tennessee having registered 40 career sacks and 156 quarterback pressures in six seasons (2009-14) with the Washington Redskins. In his first campaign with the Titans, he tied for the team lead with seven sacks and led the squad with 12 tackles for loss and 37 quarterback pressures. The University of Texas product was originally drafted by the Redskins in the first round (13th overall) of the 2009 NFL Draft.

CAREER HIGHLIGHTS:

- In 2015, Orakpo started all 16 games in his first season with the Titans and tied for the team lead with seven sacks. He also led the squad with 12 tackles for loss and 37 quarterback pressures.
- In 2013, Orakpo earned his third career Pro Bowl berth after leading the Redskins with 10 sacks.
- Orakpo led or tied for the team lead in sacks in each of his first three seasons with the Redskins.
- In 2009, Orakpo was selected to his second consecutive Pro Bowl after leading the squad with 8.5 sacks.
- In 2009, Orakpo earned a Pro Bowl berth and was named to the PFWA/PFWA All-Rookie Team after setting a Redskins rookie record and leading all NFL rookies with 11 sacks.

TITANS TIDBITS:

- Orakpo annually hosts The Brian Orakpo Leukemia Golf Classic to raise money for the National Capital Area Chapter of the Leukemia and Lymphoma Society.
- Orakpo is a good friend with former Titans safety Michael Griffin. The two played together for three seasons at the University of Texas and Griffin was an integral part in helping recruit Orakpo to Nashville.

CAREER TRANSACTIONS:

- The Houston, Texas, native was selected by the Washington Redskins in the first round (13th overall) of the 2009 NFL Draft.
- Signed by the Redskins as their franchise player on March 27, 2014.
- Signed by the Titans as an unrestricted free agent on March 13, 2015.

SEASON RECAPS:

2016 (9/9 - Tennessee): Leads the team and is tied for fourth in the AFC with seven sacks. Leads the team with 23 quarterback pressures. Tied for a career-high with eight tackles at Miami (10/9/16). Has tied for the team lead in tackles once in 2016 (at MIA). Has led or tied for the team lead in sacks five times in 2016 (at DET, vs. OAK, at HOU, at MIA, vs. CLE). Has led the team in tackles for loss once in 2016 (at DET). Has led or tied for the team lead in quarterback pressures three times in 2016 (at DET, vs. OAK, at HOU).

- Against Minnesota (9/11), started at outside linebacker.
- At Detroit (9/18), started at outside linebacker and posted five tackles, including two sacks, a team-high four quarterback pressures and two stops for loss. Dropped Matthew Stafford for a one-yard sack early in the third quarter. Came off the edge and sacked Stafford for a nine-yard loss during the Lions' final drive in the fourth quarter.
- Against Oakland (9/25), started at outside linebacker and tallied two tackles, including a sack and a team-best three quarterback pressures. Ended a Raiders' drive by dropping Derek Carr for a four-yard sack on third-and-nine late in the third quarter.

- At Houston (10/2), started at outside linebacker and recorded four tackles, a sack, four quarterback pressures and a pass defended. Combined with Al Woods to stop Lamar Miller for no gain on a rush off left tackle in the first quarter. Sacked Brock Osweiler for a 10-yard loss in the first quarter. Broke up a pass intended for DeAndre Hopkins in the second quarter.
- At Miami (10/9), started at outside linebacker and tied a career-high with eight tackles, including two sacks, three quarterback pressures and a stop for loss. Became the third player in franchise history to record six or more sacks in the first five games of a season since individual sacks became an official statistic in 1982. Stuffed Dominique Jones for a one-yard loss on a short pass in the left flat in the third quarter. Dropped Ryan Tannehill for a nine-yard sack midway through the fourth quarter. Two plays later, sacked Tannehill for a 10-yard loss on third-and-10.
- Against Cleveland (10/16), started at outside linebacker and notched four tackles, including a sack and three quarterback pressures. Dropped Cody Kessler for a nine-yard sack midway through the third quarter. The play gave Orakpo five consecutive games with at least one sack, marking the eighth time in franchise history a player accomplished the feat.
- Against Indianapolis (10/23), started at outside linebacker and collected two tackles.
- Against Jacksonville (10/27), started at outside linebacker and posted three quarterback pressures.
- At San Diego (11/6), started at outside linebacker and tallied three tackles and three quarterback pressures.

2015 (16/16 - Tennessee): Started all 16 games at outside linebacker in his first season with the Titans and tied for the team lead with seven sacks. Led the squad with 12 tackles for loss and 37 quarterback pressures. Registered 64 tackles, five passes defended, a forced fumble and a blocked field goal. With his sack at Jacksonville (11/19/15), tied a career high with his fourth consecutive game with at least one sack. Led or tied for the team lead in sacks five times in 2015 (vs. MIA, at HOU, at NO, vs. CAR, at JAX). Led or tied for the team lead in quarterback pressures 11 times in 2015 (at TB, at CLE, vs. MIA, vs. ATL, at HOU, at NO, at JAX, vs. JAX, at NE, vs. HOU, at IND). Led or tied for the team lead in tackles for loss four times in 2015 (vs. IND, at NO, vs. OAK, at IND). Tied for the team lead in passes defended four times in 2015 (at HOU, at NO, at JAX, vs. HOU).

- At Tampa Bay (9/13), started at outside linebacker in his Titans debut and led the team with four quarterback pressures. Collected a tackle.
- Against Indianapolis (9/27), started at outside linebacker and totaled a sack, a tackle for loss and a quarterback pressure. Halted a Colts drive and registered his first sack with the Titans by dropping Andrew Luck for a six-yard loss on third-and-three in the second quarter.
- Against Miami (10/18), started at outside linebacker and tallied five tackles, including a sack, a stop for loss and a quarterback pressure. Ended a Dolphins' drive by sacking Ryan Tannehill for a two-yard loss on third-and-eight late in the third quarter.
- Against Atlanta (10/25), started at outside linebacker and amassed five tackles and three quarterback pressures.
- At Houston (11/1), started at outside linebacker and registered three tackles, including a sack, two tackles for loss, three quarterback pressures and a pass defended. Stuffed Chris Polk for no gain on a rush off right end in the second quarter. Dropped Brian Hoyer for a seven-yard sack late in the second quarter. Ended a Texans' drive by breaking up a pass intended for Garrett Graham on third-and-eight in the final stanza.
- At New Orleans (11/8), started at outside linebacker and totaled five tackles, including two sacks, two tackles for loss, five quarterback pressures and a pass defended. Broke up a pass intended for Willie Snead in the first quarter. Dropped Drew Brees for a four-yard sack in the second

quarter. Sacked Brees for an eight-yard loss late in the fourth quarter. Deflected Kai Forbath's potential 46-yard game-winning field goal with less than a minute to play in the fourth quarter.

- Against Carolina (11/15), started at outside linebacker and tallied six tackles, including a sack, a stop for loss and a quarterback pressure. Teamed with Daimion Stafford to stuff Greg Olsen for a six-yard loss on a short pass in the second quarter. Ended a Panthers' drive by sacking Cam Newton for a six-yard loss on third-and-18 early in the third quarter.
- At Jacksonville (11/19), started at outside linebacker and collected four tackles, a sack, a forced fumble, a team-best four quarterback pressures, a stop for loss and a pass defended. Knocked down a pass intended for Julius Thomas on the Jaguars' first play from scrimmage. Forced a Blake Bortles fumble on a third-and-one rush that was recovered by David Bass at the Titans' 45-yard line in the second stanza. Made the Jaguars attempt a field goal by sacking Bortles for a nine-yard loss on third-and-three in the second quarter. With his sack, he tied a career high with his fourth consecutive game with at least one sack.
- At Indianapolis (1/3), started at outside linebacker and recorded four tackles with a team-high five quarterback pressures and a stop for loss. Stuffed Frank Gore for a one-yard loss on a rush up the middle in the first quarter. Teamed with Coty Sensabaugh to stuff Trey Williams for no gain on a rush off right end in the fourth quarter.

2014 (7/7 - Washington): Started seven games and made 28 tackles, a half sack, nine quarterback pressures, a tackle for loss and a pass defended prior to being placed on injured reserve on Oct. 21, 2014.

- Against Seattle (10/6), tied a career high with eight tackles.

2013 (15/15 - Washington): Started 15 games one season removed from injury, earning his third career Pro Bowl berth after leading the team with 10.0 sacks. Also added the first interception and first touchdown of his career. Was inactive for one game.

- At Green Bay (9/15), registered five tackles with one sack, pushing him past the 30-sack milestone for his career.
- At Oakland (9/29), posted four tackles, two passes defended and two sacks.
- Against Chicago (10/20), collected four tackles and added the first interception of his career, which he returned 29 yards for his first career touchdown. The pick was the first of his life at any level.
- At Denver (10/27), recovered a Peyton Manning fumble to set up a Redskins touchdown.
- At Philadelphia (11/17), posted five tackles, including 1.5 sacks.
- Against N.Y. Giants (12/1), notched six tackles and two sacks.
- At Atlanta (12/15), tallied a team-high eight tackles, including 1.5 sacks and a fumble recovery.

2012 (2/2 - Washington): Started two games before suffering a season-ending injury to his pectoral. Posted eight tackles, including a sack, three quarterback pressures, a tackle for loss, a forced fumble and three passes defended. Placed on injured reserve on Sept. 18, 2012.

- At New Orleans (9/9), produced two solo tackles and three passes defended in a season-opening win.
- At St. Louis (9/16), registered three tackles and a strip-sack before leaving the game with an injury.

2011 (16/16 - Washington): Started all 16 games and notched nine sacks, which led the team for the third consecutive season. Finished with 66 tackles, 35 quarterback pressures, seven tackles for loss, five passes defended and three forced fumbles.

- Against Arizona (9/18), finished with one solo tackle, one sack and a forced fumble.
- At St. Louis (10/2), earned NFC Defensive Player of the Week honors after recording five tackles, 2.5 sacks and one forced fumble.
- At Carolina (10/23), recorded seven tackles and one sack.
- Against San Francisco (11/6), posted five tackles and one sack.
- At Seattle (11/27), notched four tackles, one sack and one pass defended.
- At N.Y. Giants (12/18), tallied two tackles, one sack and one pass defended.

2010 (15/15 - Washington): Started 15 games in his second campaign and amassed 78 tackles, a team-best 8.5 sacks, 47 quarterback pressures, nine tackles for loss and one forced fumble. Named to his second Pro Bowl. Was inactive for one contest.

- Against Dallas (9/12), recorded two tackles, as well as three quarterback pressures. Forced a holding penalty which negated what would have been

the game tying touchdown with time expiring in the fourth quarter.

- Against Houston (9/19), totaled six tackles and a sack. His sack of quarterback Matt Schaub marked the 12th of his career.
- At St. Louis (9/26), had seven tackles and one sack.
- Against Green Bay (10/10), collected five tackles and two sacks.
- Against Indianapolis (10/17), totaled three tackles, one sack, four quarterback pressures and one forced fumble.
- At Chicago (10/24), registered six tackles, two sacks and three quarterback pressures. It marked the third consecutive game in which he recorded a sack, the first time in his career he accomplished the feat.
- Against Philadelphia (11/15), posted nine tackles and half a sack.
- Against Minnesota (11/28), amassed six tackles and one sack.

2009 (16/16 - Washington): Started all 16 regular season games and totaled 61 tackles, 11 sacks, 13 tackles for loss and 20 quarterback pressures. Named to the Pro Bowl and finished fourth in balloting for the *Associated Press* Defensive Rookie of the Year award. Set a Redskins rookie record for sacks (11), surpassing the previous high of six shared by Dean Hamel (1985) and Andre Collins (1990). Led all NFL rookies, finished tied for fourth in the NFC and tied for seventh in the NFL with 11 sacks. Became the first Redskins rookie to have at least a half-sack in four straight games.

- Against Detroit (9/27), recorded his first career sack.
- At Atlanta (11/8), posted two sacks, marking the first multi-sack game of his career.
- At Oakland (12/23), tied a Redskins record with a career-high four sacks and became the first NFL rookie to record four sacks in a game since Cornelius Bennett on Dec. 27, 1987.

COLLEGE:

- Won the Nagurski Trophy (nation's top defensive player), Lombardi Award (nation's top lineman), Hendricks Award (nation's top defensive end) and was a finalist for the Lott Trophy (defensive IMPACT player of the year) in 2008.
- Was a unanimous first-team All-America selection by the American Football Coaches Association, Associated Press, Football Writers Association of America, Sporting News and Walter Camp Football Foundation.
- Was the consensus Big 12 Defensive Player of the Year and unanimous first-team All-Big 12 selection.
- Posted 132 career tackles, 22 sacks (tied for 10th on Texas' all-time list), 38 tackles for a loss, 62 pressures, six passes defended, six forced fumbles and one fumble recovery during his career.
- As a senior (2008), posted 42 tackles and led the team with 11.5 sacks (sixth in NCAA), 19 tackles for loss (tied for seventh NCAA), 30 pressures and four forced fumbles (tied-12th NCAA).
- As a junior (2007), appeared in nine games, starting eight, and tallied 37 tackles, nine tackles for loss, 5.5 sacks, 12 pressures, two passes defended and a forced fumble.
- As a sophomore (2006), played in all 13 games, recording 26 tackles, six tackles for loss, 4.5 sacks and two passes defended.
- As a redshirt freshman (2005), was named Defensive Freshman of the Year and first-team Freshman All-America by *The Sporting News*. Earned Big 12 Defensive Freshman of the Year from the league's coaches and *The Sporting News* after recording 27 tackles and four tackles for loss.
- Graduated from Texas with a degree in youth and community studies in May 2009.

PERSONAL:

- Married to Bitura, and the couple has one son, Brian Jr., and one daughter, Brianna.
- Played for Lamar (Texas) High School and was a three-year letterman and starter at defensive end as a sophomore, junior and senior. Was a two-time first-team all-district selection and was part of a Lamar squad that posted at least nine victories all three years (29-8 record).
- Posted 36 tackles, 12 tackles for loss and nine sacks and was tabbed second-team All-Greater Houston and first-team all-district 18-5A as a junior and senior.
- Also played high school basketball during his freshman through junior years.
- Was a member of University of Texas' Athletic Director's Honor Roll (Spring 2008) and was a prep honor roll student who posted better than a 3.0 GPA.
- Has a brother, Michael, who played collegiately at Colorado State and

Texas State, and a sister, Jennifer.

- Follow Orakpo on Twitter at @rak98.
- Born Brian Ndubisi Orakpo on July 31, 1986 in Houston, Texas.

BRIAN ORAKPO'S GAME-BY-GAME

2009 Washington Redskins

Date	Opp	W/L	P/S	Tot Solo Asst	Sk - Yds	QBP	TFL	Int- Yds	-TD	PD	FF	FR - Yds	SpT					
Sept 13	@ NYG	L	S	2	2	0	0.0	0.0	NA	NA	0	0	0	0	0	0		
Sept 20	StL	W	S	1	0	1	0.0	0.0	NA	NA	0	0	0	0	0	0		
Sept 27	@ Det	L	S	5	4	1	1.0	8.0	NA	NA	0	0	0	0	0	0		
Oct 4	TB	W	S	7	5	2	1.0	2.0	NA	NA	0	0	0	0	0	0		
Oct 11	@ Car	L	S	5	1	4	0.5	4.0	NA	NA	0	0	0	0	0	0		
Oct 18	KC	L	S	6	4	2	1.0	6.0	NA	NA	0	0	0	0	0	0		
Oct 26	Phi	L	S	2	0	2	0.0	0.0	NA	NA	0	0	0	0	0	0		
Nov 8	@ Atl	L	S	5	3	2	2.0	10.0	NA	NA	0	0	0	0	0	0		
Nov 15	Den	W	S	6	5	1	1.5	14.0	NA	NA	0	0	0	0	0	0		
Nov 22	@ Dal	L	S	4	1	3	0.0	0.0	NA	NA	0	0	0	0	0	0		
Nov 29	@ Phi	L	S	3	3	0	0.0	0.0	NA	NA	0	0	1	0	0	0		
Dec 6	NO	L	S	3	2	1	0.0	0.0	NA	NA	0	0	0	0	0	0		
Dec 13	@ Oak	W	S	6	5	1	4.0	44.0	NA	NA	0	0	0	1	0	0		
Dec 21	NYG	L	S	1	1	0	0.0	0.0	NA	NA	0	0	0	0	0	0		
Dec 27	Dal	L	S	3	2	1	0.0	0.0	NA	NA	0	0	0	0	0	0		
Jan 3	@ SD	L	S	2	2	0	0.0	0.0	NA	NA	0	0	0	0	0	0		
Totals				4-12	16/16	61	40	21	11.0	83.5	20	13	0	0	1	0	0	0

2010 Washington Redskins

Date	Opp	W/L	P/S	Tot Solo Asst	Sk - Yds	QBP	TFL	Int- Yds	-TD	PD	FF	FR - Yds	SpT						
Sept 12	Dal	W	S	2	2	0	0.0	0.0	NA	NA	0	0	1	0	0	0	0	0	
Sept 19	Hou	L	S	6	6	0	1.0	3.0	NA	NA	0	0	0	1	0	0	0	0	
Sept 26	@ StL	L	S	7	6	1	1.0	3.0	NA	NA	0	0	0	0	0	0	0	0	
Oct 3	@ Phi	W	S	6	6	0	0.0	0.0	NA	NA	0	0	0	0	0	0	0	0	
Oct 10	GB	W	S	5	5	0	2.0	12.0	NA	NA	0	0	0	0	0	0	0	0	
Oct 17	Ind	L	S	3	3	0	1.0	8.0	NA	NA	0	0	0	1	0	0	0	0	
Oct 24	@ Chi	W	S	6	5	1	2.0	9.0	NA	NA	0	0	0	0	0	0	0	0	
Oct 31	@ Det	L	S	6	3	3	0.0	0.0	NA	NA	0	0	0	0	0	0	0	0	
Nov 15	Phi	L	S	9	6	3	0.5	0.5	NA	NA	0	0	0	0	0	0	0	0	
Nov 21	@ Ten	W	S	7	6	1	0.0	0.0	NA	NA	0	0	0	0	0	0	0	0	
Nov 28	Min	L	S	6	6	0	1.0	4.0	NA	NA	0	0	0	0	0	0	0	0	
Dec 5	@ NYG	L	S	6	4	2	0.0	0.0	NA	NA	0	0	0	0	0	0	0	0	
Dec 12	TB	L	S	3	1	2	0.0	0.0	NA	NA	0	0	0	0	0	0	0	0	
Dec 19	@ Dal	L	S	2	0	2	0.0	0.0	NA	NA	0	0	0	0	0	0	0	0	
Dec 26	@ Jax	W	IA																
Jan 2	NYG	L	S	4	3	1	0.0	0.0	NA	NA	0	0	0	0	0	0	0	0	
Totals				6-10	15/15	78	62	16	8.5	39.5	47	9	0	0	0	2	1	0	0

2011 Washington Redskins

Date	Opp	W/L	P/S	Tot Solo Asst	Sk - Yds	QBP	TFL	Int- Yds	-TD	PD	FF	FR - Yds	SpT							
Sept 11	NYG	W	S	3	2	1	0.0	0.0	NA	NA	0	0	0	0	0	0	0	0	0	
Sept 18	Ari	W	S	1	1	0	1.0	8.0	NA	NA	0	0	0	1	0	0	0	0	0	
Sept 26	@ Dal	L	S	2	2	0	0.0	0.0	NA	NA	0	0	0	0	0	0	0	0	0	
Oct 2	@ StL	W	S	5	4	1	2.5	13.0	NA	NA	0	0	0	1	0	0	0	0	0	
Oct 16	Phi	L	S	6	3	3	0.0	0.0	NA	NA	0	0	0	1	0	0	0	0	0	
Oct 23	@ Car	L	S	7	3	4	1.0	7.0	NA	NA	0	0	0	0	0	0	0	0	0	
Oct 30	@ Buf	L	S	6	4	2	0.0	0.0	NA	NA	0	0	0	0	1	0	0	0	0	
Nov 6	SF	L	S	5	4	1	1.0	5.0	NA	NA	0	0	0	0	0	0	0	0	0	
Nov 13	@ Mia	L	S	2	2	0	0.0	0.0	NA	NA	0	0	0	0	0	0	0	0	0	
Nov 20	Dal	L	S	6	4	2	0.0	0.0	NA	NA	0	0	0	0	0	0	0	0	0	
Nov 27	@ Sea	W	S	4	3	1	0.5	4.5	NA	NA	0	0	1	0	0	0	0	0	0	
Dec 4	NYJ	L	S	4	3	1	0.0	0.0	NA	NA	0	0	0	1	0	0	0	0	0	
Dec 11	NE	L	S	1	1	0	0.0	0.0	NA	NA	0	0	0	0	0	0	0	0	0	
Dec 18	@ NYG	W	S	2	0	2	1.0	3.0	NA	NA	0	0	1	0	0	0	0	0	0	
Dec 24	Min	L	S	9	3	6	0.0	0.0	NA	NA	0	0	0	0	0	0	0	0	0	
Jan 1	@ Phi	L	S	3	1	2	2.0	20.0	NA	NA	0	0	0	1	0	0	0	0	0	
Totals				5-11	16/16	66	40	26	9.0	60.5	35	7	0	0	0	5	3	1	0	0

2012 Washington Redskins

Date	Opp	W/L	P/S	Tot Solo Asst	Sk - Yds	QBP	TFL	Int- Yds	-TD	PD	FF	FR - Yds	SpT								
Sept 9	@ NO	W	S	3	2	1	0.0	0.0	NA	NA	0	0	0	3	0	0	0	0	0	0	
Sept 16	@ StL	L	S	5	4	1	1.0	2.0	NA	NA	0	0	0	0	1	0	0	0	0	0	
Sept 23	Cin	L																			
Placed on injured reserve on Sept. 18, 2012																					
Totals				1-2	2/2	8	6	2	1.0	2.0	3	1	0	0	0	3	1	0	0	0	0

2013 Washington Redskins

Date	Opp	W/L	P/S	Tot Solo Asst	Sk - Yds	QBP	TFL	Int- Yds	-TD	PD	FF	FR - Yds	SpT								
Sept 9	Phi	L	S	3	2	1	0.0	0.0	NA	NA	0	0	0	0	0	0	0	0	0	0	
Sept 15	@ GB	L	S	5	5	0	1.0	12.0	NA	NA	0	0	0	0	0	0	0	0	0	0	
Sept 22	Det	L	S	6	3	3	0.0	0.0	NA	NA	0	0	0	1	0	0	0	0	0	0	
Sept 29	@ Oak	W	S	6	3	3	2.0	10.0	NA	NA	0	0	0	1	0	0	0	0	0	0	
Oct 13	@ Dal	L	S	3	1	2	0.0	0.0	NA	NA	0	0	0	0	0	0	0	0	0	0	
Oct 20	Chi	W	S	3	2	1	0.0	0.0	NA	NA	1	29	1	1	0	0	0	0	0	0	
Oct 27	@ Den	L	S	2	0	2	0.0	0.0	NA	NA	0	0	0	1	0	1	0	0	0	0	
Nov 3	SD	W	S	5	3	2	0.0	0.0	NA	NA	0	0	0	0	0	0	0	0	0	0	
Nov 7	@ Min	L	S	3	2	1	1.0	5.0	NA	NA	0	0	0	0	0	0	0	0	0	0	
Nov 17	@ Phi	L	S	6	5	1	1.5	9.0	NA	NA	0	0	0	0	0	0	0	0	0	0	
Nov 25	SF	L	S	5	4	1	1.0	4.0	NA	NA	0	0	0	1	0	0	0	0	0	0	
Dec 1	NYG	L	S	6	4	2	2.0	17.0	NA	NA	0	0	0	0	0	0	0	0	0	0	
Dec 8	KC	L	S	7	4	3	0.0	0.0	NA	NA	0	0	0	0	0	0	0	0	0	0	
Dec 15	@ Atl	L	S	8	7	1	1.5	10.0	NA	NA	0	0	0	0	1	0	0	0	0	0	
Dec 22	Dal	L	S	2	2	0	0.0	0.0	NA	NA	0	0	0	0	0	0	0	0	0	0	
Dec 29	@ NYG	L	IA																		
Totals				3-13	15/15	70	47	23	10.0	67.0	42	15	1	29	1	5	0	2	0	0	0

2014 Washington Redskins

Date	Opp	W/L	P/S	Tot Solo Asst	Sk - Yds	QBP	TFL	Int- Yds	-TD	PD	FF	FR - Yds	SpT								
Sept 7	@ Hou	L	S	6	1	5	0.0	0.0	NA	NA	0	0	0	0	0	0	0	0	0	0	
Sept 14	Jax	W	S	4	2	2	0.5	5.5	NA	NA	0	0	0	0	0	0	0	0	0	0	0
Sept 21	@ Phi	L	S	3	3	0	0.0	0.0	NA	NA	0	0	0	0	0	0	0	0	0	0	0
Sept 25	NYG	L	S	2	2	0	0.0	0.0	NA	NA	0	0	0	0	0	0	0	0	0	0	0
Oct 6	Sea	L	S	7	5	2	0.0	0.0	NA	NA	0	0	0	0	0	0	0	0	0	0	0
Oct 12	@ Ari	L	S	4	3	1	0.0	0.0	NA	NA	0	0	0	1	0	0	0	0	0	0	0
Oct 19	Ten	W	S	2	2	0	0.0	0.0	NA	NA	0	0	0	0	0	0	0	0	0	0	0
Oct 27	@ Dal	W																			
Placed on injured reserve on Oct. 21, 2014																					
Totals				2-5	7/7	28	18	10	0.5	5.5	9	1	0	0	0	1	0	0	0	0	0

2015 Tennessee Titans

BRIAN ORAKPO'S NFL STATISTICS

REGULAR SEASON		TACKLES									INTERCEPTIONS					FUMBLES			
Year	Team	GP	GS	Tot	Solo	Asst	Sk	Yds	QBP	TFL	No	Yds	Lg	TD	PD	FF	FR	Yds	SpT
2009	Washington	16	16	61	40	21	11.0	83.5	20	13	0	0	0	0	1	1	0	0	0
2010	Washington	15	15	78	62	16	8.5	39.5	47	9	0	0	0	0	2	1	0	0	0
2011	Washington	16	16	66	40	26	9.0	60.5	35	7	0	0	0	0	5	3	1	0	0
2012	Washington	2	2	8	6	2	1.0	2.0	3	1	0	0	0	0	3	1	0	0	0
2013	Washington	15	15	70	47	23	10.0	67.0	42	15	1	29	29t	1	5	0	2	0	0
2014	Washington	7	7	28	18	10	0.5	5.5	9	1	0	0	0	0	1	0	0	0	0
2015	Tennessee	16	16	64	44	20	7.0	42.0	37	12	0	0	0	0	5	1	0	0	0
2016	Tennessee	9	9	28	17	11	7.0	52.0	23	3	0	0	0	0	1	0	0	0	0
NFL Totals		96	96	403	274	129	54.0	352.0	216	61	1	29	29t	1	23	7	3	0	0

Single-Game Highs

Tackles - **8 (Four times, last at Miami 10/9/16)**

Sacks - 4 at Oakland (12/13/09)

Interceptions - 1 vs. Chicago (10/20/13)

Forced Fumble - 1 (Seven times, last at Jacksonville 11/19/15)

Fumble Recovery - 1 (Three times, last at Atlanta 12/15/13)

Passes Defensed - 3 at New Orleans (9/9/12)

Additional Statistics

Touchdowns - 1 - 29-yard interception return vs. Chicago (10/20/13)

Blocked Field Goal - 1 vs. N.Y. Giants (9/11/11), 1 at New Orleans (11/8/15)



50 NATE PALMER

LINEBACKER • 6'2" • 248 LBS • COLLEGE: ILLINOIS STATE
ACQUIRED: WAIVERS (GB) - 2016 • NFL EXPERIENCE (NFL/TITANS): 4/1
HOMETOWN: CHICAGO, ILL.
GAMES PLAYED/GAMES STARTED: 31/12 (PLAYOFFS: 2/0)



PRO: The Titans claimed Nate Palmer off waivers during the 2016 offseason to bring experience and versatility to the linebacker position. The 6-foot-2-inch, 248-pounder spent his first three NFL seasons with the Green Bay Packers. The Illinois State product played in 24 games with 12 starts from 2013-15, while missing the entirety of his second season with an injury. Palmer has played both inside and outside linebacker during his NFL career and brings great flexibility to the linebacker corps.

CAREER HIGHLIGHTS:

- In 2015, played in a career-best 16 games with 10 starts for Green Bay and collected career-highs with 80 tackles, a sack, two quarterback pressures and three passes defended.

TITANS TIDBITS:

- Palmer was the high school basketball teammate of current N.Y. Knicks point guard Derrick Rose for two seasons.
- Palmer names his father, Nathan Sr., as the biggest influence on him as he never made excuses and successfully started his own trucking business in Chicago.
- During college, Palmer held summer jobs at the Boys and Girls Club in Champaign and later as a busboy and food expeditor at the Bloomington (Ill.) Country Club.

CAREER TRANSACTIONS:

- The Chicago, Ill., native was originally selected by the Green Bay Packers in the sixth round (193rd overall) of the 2013 NFL Draft.
- Released by the Packers April 8, 2016.
- Claimed off waivers by the Titans from the Packers on April 11, 2016.

SEASON RECAPS:

2016 (7/0 - Tennessee): Has tied for the team lead in special teams tackles four times in 2016 (at DET, vs. CLE, vs. JAX, at SD).

- Against Minnesota (9/11), made his Titans debut as a reserve on special teams.
- At Detroit (9/18), played as a reserve on special teams and tied for the team lead with two special teams tackles.
- Against Oakland (9/25), saw action as a reserve on special teams and tallied a tackle on coverage units.
- At Houston (10/2), was inactive.
- At Miami (10/9), was inactive.
- Against Cleveland (10/16), saw action as a reserve on special teams and tied for the team lead with one stop.
- Against Indianapolis (10/23), played as a reserve on special teams and saw a few snaps as a linebacker on defense as well.
- Against Jacksonville (10/27), saw limited action as a reserve at linebacker. Tied for the team lead with a special teams tackle.
- At San Diego (11/6), tied for the team lead with a special teams tackle on coverage units.

2015 (16/10, 2/0 - Green Bay): Played in all 16 games with 10 starts at linebacker and finished third on the team with 80 tackles and added a sack, two quarterback pressures and three passes defended. Added four tackles on special teams. Appeared in both postseason contests.

- At Chicago (9/13), saw significant action as a reserve and finished second on the team with nine tackles and a pass defended.
- Against Seattle (9/20), made the first start of his career on the inside, and led the linebackers with six tackles and a pass defended.
- At San Francisco (10/4), started and led the linebackers with six tackles and a pass defended.

- Against San Diego (10/18), started and finished with a team-leading and career-high 13 tackles. Added a quarterback pressure and helped limit the Chargers to just 60 yards rushing on 21 carries.

- Against Detroit (11/15), started at linebacker and registered 11 tackles, including a stop of fullback Michael Burton for no gain on a third-and-one in the fourth quarter to force a Detroit punt.

- At Minnesota (11/22), started and finished with five tackles and his first career sack. Midway through the second quarter, came up after initially dropping into coverage to bring down Teddy Bridgewater for a sack.

- Against Chicago (11/26), started and posted 11 tackles.

2014 (0/0, 0/0 - Green Bay): Spent the entire season on injured reserve after suffering a knee injury in the preseason finale. Placed on injured reserve on Aug. 30.

2013 (8/2, 0/0 - Green Bay): Played in eight games with two starts at outside linebacker during his rookie campaign. Posted 18 tackles and an additional tackle on special teams. Was a healthy inactive for eight games and the team's playoff contest.

- At Cincinnati (9/22), made his NFL debut on special teams, but did not record any statistics.

- Against Cleveland (10/20), made his first pro start and finished with six tackles, two pressures and a quarterback hit.

- Against Chicago (11/4), saw extended action in the second half after fellow rookie outside linebacker Andy Mulumba left the game with an ankle injury. Registered a then career-high seven tackles and a quarterback hit.

COLLEGE:

- Started all 24 games during his two seasons at Illinois State (2011-12) after playing his first two collegiate seasons at the University of Illinois (2009-10).

- Earned second-team All-Missouri Valley Football Conference honors at defensive end following both of his junior and senior seasons. Registered 117 tackles, including 25.5 for a loss, 17 sacks, five forced fumbles and two fumble recoveries for the Redbirds.

- Appeared in 21 games during his two seasons at Illinois, and saw time primarily on special teams for the Fighting Illini, but also registered nine tackles as a reserve defensive end.

- As a senior (2012), earned second-team All-MVFC honors for the second consecutive season after starting all 13 games and collecting career highs with 71 tackles and 15½ tackles for a loss. Added 7.5 sacks, three forced fumbles, a fumble recovery and a pass defended.

- Was selected to play in the NFL Players Association Collegiate Bowl following the season, becoming the 15th Illinois State player to be chosen for a postseason all-star game and the first since 2008.

- As a junior (2011), started all 11 games and earning second-team All-MVFC honors after leading the conference with a career-best 9.5 sacks. Also posted 46 tackles, including 10.5 stops for a loss, two forced fumbles, a fumble recovery for a touchdown and a pass defended. Was also named to the MVFC All-Newcomer team as one of the lynchpins on a Redbirds defense that ranked No. 1 in the conference in yards allowed per game.

- As a sophomore (2010), appeared in nine games as a reserve linebacker for the Illini, seeing most of his playing time come on special teams. Tallied six tackles on defense.

- As a redshirt freshman (2009), appeared in all 12 games, playing predominantly on special teams, but also sparingly on defense, where he recorded three assisted tackles. Also earned Academic All-Big Ten honors.

- Earned his degree in health science from Illinois State.

PERSONAL:

- Was a four-sport letterman at Simeon (Chicago, Ill.) High School and was named to the 2007 All-Public League team by the Chicago Sun-Times and the special mention all-state team by the Champaign News-Gazette following his senior season.
- Earned All-American acclaim from both SuperPrep and PrepStar after seeing action at defensive end, tight end, linebacker and offensive line during his high school career.
- Recorded 128 tackles and 18 sacks on defense, and 10 catches for 250 yards and a touchdown on offense.

- Also lettered two years each in baseball, track and field, and basketball.
- Follow Palmer on Twitter at @natep4.
- Born Nathan Palmer Jr. on Sept. 23, 1989 in Chicago, Ill.

NATE PALMER'S GAME-BY-GAME

2013 Green Bay Packers

Date	Opp	W/L	P/S	Tot Solo Asst	Sk - Yds	QBP	TFL	Int- Yds	-TD	PD	FF	FR - Yds	SpT
Sept 8	@ SF	L	IA										
Sept 15	Was	W	IA										
Sept 22	@ Cin	L	p	0 0 0	0.0 0.0	NA	NA	0 0 0	0 0 0	0 0	0 0	0 0	0 0
Oct 6	Det	W	IA										
Oct 13	@ Bal	W	p	0 0 0	0.0 0.0	NA	NA	0 0 0	0 0 0	0 0	0 0	0 0	0 0
Oct 20	Cle	W	S	6 3 3	0.0 0.0	NA	NA	0 0 0	0 0 0	0 0	0 0	0 0	0 0
Oct 27	@ Min	W	S	1 0 1	0.0 0.0	NA	NA	0 0 0	0 0 0	0 0	0 0	0 0	0 0
Nov 4	Chi	L	p	7 6 1	0.0 0.0	NA	NA	0 0 0	0 0 0	0 0	0 0	0 0	0 0
Nov 10	Phi	L	p	3 3 0	0.0 0.0	NA	NA	0 0 0	0 0 0	0 0	0 0	0 0	0 0
Nov 17	@ NYG	L	p	1 0 1	0.0 0.0	NA	NA	0 0 0	0 0 0	0 0	0 0	0 0	0 1
Nov 24	Min	T	IA										
Nov 28	@ Det	L	IA										
Dec 8	Atl	W	IA										
Dec 15	@ Dal	W	IA										
Dec 22	Pit	L	IA										
Dec 29	@ Chi	W	p	0 0 0	0.0 0.0	NA	NA	0 0 0	0 0 0	0 0	0 0	0 0	0 0
Totals	8-7-1	8/2	18 12 6	0.0 0.0	NA NA	0 0 0	0 0 0	0 0 0	0 0 0	0 0	0 0	0 0	0 0

Playoffs

Jan 5	SF	L	IA										
Totals	0-1	0/0	0 0 0	0.0 0.0	NA NA	0 0 0	0 0 0	0 0 0	0 0 0	0 0	0 0	0 0	0 0

2014 Green Bay Packers

Date	Opp	W/L	P/S	Tot Solo Asst	Sk - Yds	QBP	TFL	Int- Yds	-TD	PD	FF	FR - Yds	SpT
Totals	0/0	0 0 0	0.0 0.0	0 0 0	0 0 0	0 0 0	0 0 0	0 0 0	0 0 0	0 0	0 0	0 0	0 0

Placed on Injured Reserve on Aug. 30, 2014

2015 Green Bay Packers

Date	Opp	W/L	P/S	Tot Solo Asst	Sk - Yds	QBP	TFL	Int- Yds	-TD	PD	FF	FR - Yds	SpT
Sept 13	@ Chi	W	p	9 6 3	0.0 0.0	NA	NA	0 0 0	1 0 0	0 0	0 0	0 0	0 0
Sept 20	Sea	W	S	6 4 2	0.0 0.0	NA	NA	0 0 0	1 0 0	0 0	0 0	0 0	0 0
Sept 28	KC	W	S	4 3 1	0.0 0.0	NA	NA	0 0 0	0 0 0	0 0	0 0	0 0	0 0
Oct 4	@ SF	W	S	6 5 1	0.0 0.0	NA	NA	0 0 0	1 0 0	0 0	0 0	0 0	0 1
Oct 11	StL	W	S	5 4 1	0.0 0.0	NA	NA	0 0 0	0 0 0	0 0	0 0	0 0	0 0
Oct 18	SD	W	S	13 9 4	0.0 0.0	NA	NA	0 0 0	0 0 0	0 0	0 0	0 0	0 0

Nov 1	@ Den	L	S	8 6 2	0.0 0.0	NA	NA	0 0 0	0 0 0	0 0	0 0	0 0	0 0
Nov 8	@ Car	L	S	2 0 2	0.0 0.0	NA	NA	0 0 0	0 0 0	0 0	0 0	0 0	0 1
Nov 15	Det	L	S	11 6 5	0.0 0.0	NA	NA	0 0 0	0 0 0	0 0	0 0	0 0	0 0
Nov 22	@ Min	W	S	5 4 1	1.0 0.0	NA	NA	0 0 0	0 0 0	0 0	0 0	0 0	0 0
Nov 26	Chi	L	S	11 8 3	0.0 0.0	NA	NA	0 0 0	0 0 0	0 0	0 0	0 0	0 0
Dec 3	@ Det	W	p	0 0 0	0.0 0.0	NA	NA	0 0 0	0 0 0	0 0	0 0	0 0	0 0
Dec 13	Dal	W	p	0 0 0	0.0 0.0	NA	NA	0 0 0	0 0 0	0 0	0 0	0 0	0 0
Dec 20	@ Oak	W	p	0 0 0	0.0 0.0	NA	NA	0 0 0	0 0 0	0 0	0 0	0 0	0 1
Dec 27	@ Ari	L	p	0 0 0	0.0 0.0	NA	NA	0 0 0	0 0 0	0 0	0 0	0 0	0 0
Jan 3	Min	L	p	0 0 0	0.0 0.0	NA	NA	0 0 0	0 0 0	0 0	0 0	0 0	0 1
Totals	10-6	16/10	80 55 25	1.0 0.0	NA NA	0 0 0	0 0 0	0 0 0	0 0 0	0 3	0 0	0 0	0 4

Playoffs

Jan 10	@ Was	W	p	0 0 0	0.0 0.0	NA	NA	0 0 0	0 0 0	0 0	0 0	0 0	0 0
Jan 16	@ Ari	L	p	0 0 0	0.0 0.0	NA	NA	0 0 0	0 0 0	0 0	0 0	0 0	0 0
Totals	1-1	2/0	0 0 0	0.0 0.0	NA NA	0 0 0	0 0 0	0 0 0	0 0 0	0 0	0 0	0 0	0 0

2016 Tennessee Titans

Date	Opp	W/L	P/S	Tot Solo Asst	Sk - Yds	QBP	TFL	Int- Yds	-TD	PD	FF	FR - Yds	SpT
Sept 11	Min	L	p	0 0 0	0.0 0.0	0	0	0 0 0	0 0 0	0 0	0 0	0 0	0 0
Sept 18	@ Det	W	p	0 0 0	0.0 0.0	0	0	0 0 0	0 0 0	0 0	0 0	0 0	0 2
Sept 25	Oak	L	p	0 0 0	0.0 0.0	0	0	0 0 0	0 0 0	0 0	0 0	0 0	0 1
Oct 2	@ Hou	L	IA										
Oct 9	@ Mia	W	IA										
Oct 16	Cle	W	p	0 0 0	0.0 0.0	0	0	0 0 0	0 0 0	0 0	0 0	0 0	0 1
Oct 23	Ind	L	p	0 0 0	0.0 0.0	0	0	0 0 0	0 0 0	0 0	0 0	0 0	0 0
Oct 27	Jax	W	p	0 0 0	0.0 0.0	0	0	0 0 0	0 0 0	0 0	0 0	0 0	0 1
Nov 6	@ SD	L	p	0 0 0	0.0 0.0	0	0	0 0 0	0 0 0	0 0	0 0	0 0	0 1
Nov 13	GB												
Nov 20	@ Ind												
Nov 27	@ Chi												
Dec 11	Den												
Dec 18	@ KC												
Dec 24	@ Jax												
Jan 1	Hou												
Totals	4-5	7/0	0 0 0	0.0 0.0	0 0 0	0 0 0	0 0 0	0 0 0	0 0 0	0 0	0 0	0 0	0 6

NATE PALMER'S NFL STATISTICS

REGULAR SEASON

Year	Team	GP	GS	TACKLES						INTERCEPTIONS					FUMBLES						
				Tot	Solo	Asst	Sk	Yds	QBP	TFL	No	Yds	Lg	TD	PD	FF	FR	Yds	SpT		
2013	Green Bay	8	2	18	12	6	0.0	0.0	NA	NA	0	0	0	0	0	0	0	0	0	1	
2014	Green Bay	0	0	Injured Reserve																	
2015	Green Bay	16	10	80	55	25	1.0	0.0	NA	NA	0	0	0	0	3	0	0	0	4		
2016	Tennessee	7	0	0	0	0	0.0	0.0	0	0	0	0	0	0	0	0	0	0	6		
NFL Totals		31	12	98	67	31	1.0	0.0	0	0	0	0	0	3	0	0	0	11			

PLAYOFFS

Year	Team	GP	GS	TACKLES						INTERCEPTIONS					FUMBLES						
				Tot	Solo	Asst	Sk	Yds	QBP	TFL	No	Yds	Lg	TD	PD	FF	FR	Yds	SpT		
2013	Green Bay	0	0	0	0	0	0.0	0.0	NA	NA	0	0	0	0	0	0	0	0	0		
2014	Green Bay	0	0	Injured Reserve																	
2015	Green Bay	2	0	0	0	0	0.0	0.0	NA	NA	0	0	0	0	0	0	0	0	0		
NFL Totals		2	0	0	0	0	0.0	0.0	NA	NA	0	0	0	0	0	0	0	0	0		

Single-Game Highs

- Tackles - 13 vs. San Diego (10/18/15)
- Sacks - 1 at Minnesota (11/22/15)
- Passes Defensed - 1 (Three times, last at San Francisco (10/4/15))

Special Teams Tackles - 2 at Detroit (9/18/16)



28 CODY RIGGS

CORNERBACK • 5'9" • 187 LBS • COLLEGE: NOTRE DAME
ACQUIRED: FREE AGENT - 2015 • NFL EXPERIENCE (NFL/TITANS): 2/2
HOMETOWN: PEMBROKE PINES, FLA.
GAMES PLAYED/GAMES STARTED: 14/0 (PLAYOFFS: 0/0)



PRO: Cody Riggs was one of two Titans 2015 rookie free agents to make the club's 53-man roster out of training camp. The 5-foot-9-inch, 187-pounder is a hard-nosed defensive back that has experience at both cornerback and safety in college. The Ft. Lauderdale, Fla., native spent his first four collegiate seasons at the University of Florida, before playing his fifth-year senior campaign at Notre Dame.

CAREER HIGHLIGHTS:

- As a rookie in 2015, played in 11 games and registered six tackles, a stop for loss and two passes defended.
- As a fifth-year senior at Notre Dame, Riggs started 11 games and registered 36 tackles, one tackle for loss, one interception and four passes defended.

TITANS TIDBITS:

- Cody's father, Gerald Riggs, was a three-time Pro Bowl running back during his 10-year NFL career with the Atlanta Falcons and Washington Redskins. His older brother, Gerald Riggs, Jr., was a running back at the University of Tennessee, who played briefly with the Miami Dolphins and Chicago Bears.

CAREER TRANSACTIONS:

- The Ft. Lauderdale, Fla., native was signed by the Titans as an undrafted free agent on May 11, 2015.
- Released by the Titans on Sept. 8, 2016.
- Re-signed by the Titans as a free agent on Sept. 13, 2016.

SEASON RECAPS:

2016 (3/0):

- At Detroit (9/18), saw his first action of the season as a reserve on special teams and notched a special teams stop. Pinned the Lions deep in their own territory by downing Brett Kern's 37-yard punt at the Lions' one-yard line in the second stanza.
- Against Oakland (9/25), saw action as a reserve on special teams and tallied a tackle on coverage units.
- At Houston (10/2), was inactive.
- At Miami (10/9), was inactive.
- Against Cleveland (10/16), was inactive.
- Against Indianapolis (10/23), was inactive.
- Against Jacksonville (10/27), played as a reserve on special teams.
- At San Diego (11/6), was inactive.

2015 (11/0): Saw action in 11 games as a rookie and registered six tackles, a stop for loss and two passes defended. Collected six special teams stops, a forced fumble and a fumble recovery on coverage units. Was inactive for five contests. Played in his first career NFL game at Tampa Bay (9/13/15). Tied for the team lead in passes defended once in 2015 (at NYJ). Tied for the team lead in special teams tackles twice in 2015 (at NE, vs. HOU).

- At Tampa Bay (9/13), saw action as a reserve at cornerback and on special teams in his NFL debut and collected a tackle.
- Against Atlanta (10/25), saw action as a reserve cornerback and tallied a pass defended. Ended a Falcons' drive by breaking up a pass intended for Julio Jones on third-and-10 in the fourth quarter.
- At New Orleans (11/8), saw significant action as a reserve at cornerback and totaled three tackles. Notched two special teams tackles on coverage units. Stripped Marcus Murphy of the ball on a punt return and the fumble was recovered by Steve Johnson at the Saints' 42-yard line in the first quarter.

• Against Carolina (11/15), played as a reserve at cornerback and tallied a tackle for loss. Stuffed Jerricho Cotchery for a two-yard loss on a short pass in the fourth quarter.

- At Jacksonville (11/19), saw action as a reserve at cornerback and collected two tackles.
- At N.Y. Jets (12/13), played as a reserve at cornerback and logged a pass defended. Collected a special teams tackle on coverage units. Broke up a pass intended for Eric Decker in the first quarter.
- At New England (12/20), tied for the team lead with two special teams tackles, while recovering a fumble on coverage units. Recovered a Danny Amendola fumble on a punt return that was forced by Phillip Supernaw, helping set up the Titans' first field goal.

COLLEGE:

- Played his final collegiate season at Notre Dame and totaled 36 tackles and four passes defended in 11 starts at cornerback. Spent his first four seasons at the University of Florida and played in 41 games with 26 starts and amassed 107 tackles, nine passes defended and nine tackles for loss.
- As a fifth-year senior (2014), started 11 games at Notre Dame and registered 36 tackles, one tackle for loss, one interception, four passes defended, one forced fumble and one quarterback hurry. Played in the NFLPA Collegiate Bowl.
- As a senior (2013), returned from injury and started all 12 games at safety at Florida, after converting from cornerback. Finished fourth on the team with 51 tackles and notched 10 tackles for loss and a sack.
- As a junior (2012), saw action in two games at Florida before fracturing his foot and being sidelined for the remainder of the season. Recorded seven tackles, one pass breakup and one forced fumble.
- As a sophomore (2011), played in all 13 games at Florida, making 10 starts. Registered 31 tackles, including 1.5 stops for loss and a half sack.
- As a freshman (2010), was one of six true freshmen at Florida to play in all 13 games, while starting three contests. Was one of the first corners to sub in on defense throughout the season and posted 18 tackles and two pass breakups.
- Earned a bachelor's degree in family youth and community sciences from the University of Florida in May 2014.
- Graduated in May 2015 from Notre Dame's Mendoza College of Business with a masters of science degree in management.

PERSONAL:

- Attended St. Thomas Aquinas (Fort Lauderdale, Fla.) High School and was ranked No. 9 cornerback in the country by Scout.com.
- Participated in the 2010 Under Armour All-America Game. Recorded 25 tackles, picked off eight passes and batted down an Aquinas team-record 24 others during his senior season. Received honorable mention for defensive backs at the U.S. Army National All-Combine.
- Had 25 tackles and eight interceptions during his junior season.
- Also ran track in high school and was the 2010 Gatorade Track and Field Athlete of the Year in Florida.
- Was a three-time state champion in the 300m hurdles (2008-10) and 2009 state champion in the long jump.
- Was raised by his mother, Kimberly Armenteros, his stepdad, Alex Armenteros, and his aunt, Lisa Brown.
- Born Cody Tyler Riggs on Dec. 30, 1991 in Fort Lauderdale, Fla.

CODY RIGGS' GAME-BY-GAME

2015 Tennessee Titans

Date	Opp	W/L	P/S	Tot	Solo	Asst	Sk	- Yds	QBP	TFL	Int	- Yds	-TD	PD	FF	FR	- Yds	SpT	
Sept 13	@ TB	W	p	0	0	0	0.0	0.0	0	0	0	0	0	0	0	0	0	0	0
Sept 20	@ Cle	L	IA																
Sept 27	Ind	L	IA																
Oct 11	Buf	L	IA																
Oct 18	Mia	L	p	0	0	0	0.0	0.0	0	0	0	0	0	0	0	0	0	0	0
Oct 25	Atl	L	p	0	0	0	0.0	0.0	0	0	0	0	0	1	0	0	0	0	0
Nov 1	@ Hou	L	p	0	0	0	0.0	0.0	0	0	0	0	0	0	0	0	0	0	0
Nov 8	@ NO	W	p	3	3	0	0.0	0.0	0	0	0	0	0	0	0	0	0	0	2
Nov 15	Car	L	p	1	1	0	0.0	0.0	0	1	0	0	0	0	0	0	0	0	0
Nov 19	@ Jax	L	p	2	2	0	0.0	0.0	0	0	0	0	0	0	0	0	0	0	0
Nov 29	Oak	L	IA																
Dec 6	Jax	W	IA																
Dec 13	@ NYJ	L	p	0	0	0	0.0	0.0	0	0	0	0	0	1	0	0	0	0	1
Dec 20	@ NE	L	p	0	0	0	0.0	0.0	0	0	0	0	0	0	0	0	0	0	2
Dec 27	Hou	L	p	0	0	0	0.0	0.0	0	0	0	0	0	0	0	0	0	0	1
Jan 3	@ Ind	L	p	0	0	0	0.0	0.0	0	0	0	0	0	0	0	0	0	0	0
Totals			3-13	11/0	6	6	0	0.0	0.0	0	1	0	0	2	0	0	0	0	6

2016 Tennessee Titans

Date	Opp	W/L	P/S	Tot	Solo	Asst	Sk	- Yds	QBP	TFL	Int	- Yds	-TD	PD	FF	FR	- Yds	SpT	
Sept 11	Min																		
Re-signed as a free agent on Sept. 13, 2016																			
Sept 18	@ Det	W	p	0	0	0	0.0	0.0	0	0	0	0	0	0	0	0	0	0	1
Sept 25	Oak	L	p	0	0	0	0.0	0.0	0	0	0	0	0	0	0	0	0	0	1
Oct 2	@ Hou	L	IA																
Oct 9	@ Mia	W	IA																
Oct 16	Cle	W	IA																
Oct 23	Ind	L	IA																
Oct 27	Jax	W	p	0	0	0	0.0	0.0	0	0	0	0	0	0	0	0	0	0	0
Nov 6	@ SD	L	IA																
Nov 13	GB																		
Nov 20	@ Ind																		
Nov 27	@ Chi																		
Dec 11	Den																		
Dec 18	@ KC																		
Dec 24	@ Jax																		
Jan 1	Hou																		
Totals			4-4	3/0	0	0	0	0.0	0.0	0	0	0	0	0	0	0	0	0	2

CODY RIGGS' NFL STATISTICS

REGULAR SEASON		TACKLES									INTERCEPTIONS					FUMBLES			
Year	Team	GP	GS	Tot	Solo	Asst	Sk	Yds	QBP	TFL	No	Yds	Lg	TD	PD	FF	FR	Yds	SpT
2015	Tennessee	11	0	6	6	0	0.0	0.0	0	1	0	0	0	0	2	0	0	0	6
2016	Tennessee	3	0	0	0	0	0.0	0.0	0	0	0	0	0	0	0	0	0	0	2
NFL Totals		14	0	6	6	0	0.0	0.0	0	1	0	0	0	0	2	0	0	0	8

Single-Game Highs

Tackles - 3 at New Orleans (11/8/15)
 Passes Defensed - 1 (Twice, last at N.Y. Jets 12/13/15)
 Special Teams Tackles - 2 (Twice, last at New England (12/20/15))

Additional Statistics

Special Teams Forced Fumble - 1 (2015)
 Special Teams Fumble Recovery - 1 (2015)

CURTIS RILEY'S NFL STATISTICS

REGULAR SEASON		TACKLES										INTERCEPTIONS					FUMBLES			
Year	Team	GP	GS	Tot	Solo	Asst	Sk	Yds	QBP	TFL	No	Yds	Lg	TD	PD	FF	FR	Yds	SpT	
2015	Tennessee	0	0	Injured Reserve																
2016	Tennessee	3	0	0	0	0	0.0	0.0	0	0	0	0	0	0	0	0	0	0	0	
NFL Totals		3	0	0	0	0	0.0	0.0	0	0	0	0	0	0	0	0	0	0	0	

Single-Game Highs

Special Teams Tackles -



62 BRIAN SCHWENKE

CENTER • 6'3" • 318 LBS • COLLEGE: CALIFORNIA
ACQUIRED: 4TH ROUND - 2013 • NFL EXPERIENCE (NFL/TITANS): 4/4
HOMETOWN: OCEANSIDE, CALIF.
GAMES PLAYED/GAMES STARTED: 34/27 (PLAYOFFS: 0/0)



PRO: The Titans selected Brian Schwenke in the fourth round of the 2013 NFL Draft. A nimble athlete with a thick build, the 6-foot-3-inch, 318-pounder started nine games at center during his rookie campaign and made 11 starts in 2014. He was a starter for five games in 2015 until his season was ended by injury. Schwenke began his impressive post-college showing at the 2013 Senior Bowl, when he fared well in practices and started for the winning South squad. At the 2013 NFL Combine, he ranked among the event's top offensive linemen in several categories, including the three-cone drill (tied for second place at 7.31 seconds), 40-yard dash (sixth at 4.99 seconds), broad jump (tied for 10th at 108 inches) and bench press (tied for eighth with 31 reps of 225 pounds).

CAREER HIGHLIGHTS:

- In 2014, Schwenke started the first 11 games at center until his season was cut short due to injury.
- As a rookie in 2013, Schwenke started all nine contests in which he appeared at center for the Titans.
- As a senior at Cal, Schwenke played center for the first time. He started all 12 games for the Golden Bears and was named first-team All-Pac-12 by the league's coaches.

TITANS TIDBITS:

- Schwenke was an avid surfer during the time he spent living in Hawaii as a result of his father's job in the Navy.
- His father, Brian Sr., was a SERE (Survival, Evasion, Resistance and Escape) trainer in the Navy from 1990–2002.
- Schwenke spent time training prior to the 2013 NFL Draft with the Titans' eventual first-round pick, guard Chance Warmack.
- Schwenke enjoyed swimming with whale sharks on his honeymoon in Cabo in 2014. He also has enjoyed traveling to Europe, including visits to Ireland, Amsterdam, Brussels, Prague, Vienna and Budapest.
- He owns three dogs: an English bulldog named Vinny, a Dogo Argentino named Nala, and a golden doodle named Calli.

CAREER TRANSACTIONS:

- A native of Oceanside, Calif., Schwenke was selected by the Titans in the fourth round (107th overall) of the 2013 NFL Draft.

SEASON RECAPS:

2016 (9/2):

- Against Minnesota (9/11), played as a reserve on special teams.
- At Detroit (9/18), saw action as a reserve on special teams.
- Against Oakland (9/25), played as a reserve on special teams.
- At Houston (10/2), saw action as a reserve on special teams.
- At Miami (10/9), played as a reserve on special teams.
- Against Cleveland (10/16), saw action as a reserve on special teams.
- Against Indianapolis (10/23), played as a reserve at left guard after Quinton Spain left the game early in the second quarter with an injury.
- Against Jacksonville (10/27), made his first career start at left guard and opened holes for Titans' ball carriers to accumulate 214 yards on the ground. Was a part of an offensive front that did not allow a sack in 23 pass attempts.
- At San Diego (11/6), started at left guard and was a part of an offensive line that did not allow a sack on 43 pass attempts.

2015 (5/5): Started five games at center before being placed on injured reserve on Oct. 20, 2015.

- At Tampa Bay (9/13), started at center and was a member of an offensive

front that opened holes for Titans rushers to gain 124 yards on the ground.
• At Cleveland (9/20), started at center and helped block for Titans ball carriers to amass 166 rushing yards on 30 carries.

- Against Indianapolis (9/27), started at center and helped protect Marcus Mariota, allowing him to pass for 367 yards.
- Against Miami (10/18), started at center but left the game in the third quarter with an injury.

2014 (11/11): Started the first 11 games of the season at center. Caught one pass for six yards off a deflection. Was placed on injured reserve on Nov. 25, 2014.

- At Kansas City (9/7), started at center and helped open holes for Titans' rushers to gain 162 yards on the ground.
- At Cincinnati (9/21), started at center and helped block for Titans' rushers to gain 149 yards on 28 carries (5.3 avg.).
- Against Cleveland (10/5), started at center and helped the Titans' offense amass 410 total yards.
- Against Pittsburgh (11/17), started at center and was a part of an offensive front that did not allow a sack on 24 pass attempts.
- At Philadelphia (11/23), started at center and left the game in the fourth quarter with an injury.

2013 (9/9): Started nine games at center in his rookie campaign. Was inactive for seven games, including the first six contests. Appeared in his first career NFL game and registered the start at center against San Francisco (10/20/13).

- Against San Francisco (10/20), made his first career NFL start at center.
- At St. Louis (11/3), started at center and blocked for Titans' ball carriers to gain 198 rushing yards on 35 carries (5.7 avg.).
- Against Jacksonville (11/10), started at center before leaving the game early in the second quarter with an injury.
- At Oakland (11/24), started at center and was a part of an offensive front that protected Ryan Fitzpatrick, allowing him to throw for 320 yards and two touchdowns.
- Against Arizona (12/15), started at center and helped protect Ryan Fitzpatrick allowing him to throw for a career-high 402 yards. Recovered a Ryan Fitzpatrick fumble and rumbled for four yards in the first quarter.
- At Jacksonville (12/22), started at center and helped open holes for Titans ball carriers to accumulate 182 yards on the ground.

COLLEGE:

- In four seasons with the California Golden Bears (2009-12), he played in 48 of 50 possible games. Started 36 of 37 possible contests over his final three campaigns. Started games at three different positions during his career, making 16 starts at left guard, 12 at center and eight at right guard.
- As a senior (2012), named first-team All-Pac-12 by the league's coaches and second-team All-Pac-12 by Phil Steele in his first season as the team's starting center. Added a pair of team honors by capturing the Brick Muller Award as Cal's Most Valuable Lineman and a Cort Majors Team Captain Award. Became one of only five Cal players to start each of the team's 12 games. Moved to center for the first time at Cal during spring practice after spending most of the first three seasons of his collegiate career at guard.
- As a junior (2011), played in and started 12 of the team's 13 games at left guard, missing a contest against Washington State (11/5) due to illness that was the only missed start by the team's five starting offensive linemen all season. Totaled four pancakes, 28 knockdowns and 17 cut blocks.
- As a sophomore (2010), started all 12 games, with the first eight starts coming at left guard before he was moved to right guard for his final four starts.

- As a freshman (2009), played in 12 of 13 possible games off the bench primarily on special teams and as a reserve offensive lineman. He was one of only three true freshmen to play in 2009 along with kicker Vincenzo D'Amato and tailback Isi Sofele.
- Graduated in December 2012 with a degree in political science.

PERSONAL:

- Married to Mandi, and the couple splits time between Nashville and San Diego.
- Attended Oceanside (Calif.) High School, where he was regarded as the state of California's 60th-best overall prospect by Rivals, which also rated him the 44th-best offensive guard in the nation. Ranked as the nation's No. 9 offensive player by ESPN. Named first-team All-State, All-Area, All-County, All-San Diego Section and All-Valley League as a senior in 2008. Added All-Region accolades from both Prepstar and SuperPrep during his senior campaign for a team that finished with a 12-0-1 record and won a regular-season Valley League title, as well as a San Diego Section crown. Also played defense as a senior, contributing 17 tackles.
- As a junior in 2007, selected first-team All-Valley League, second-team All-County and second-team All-State, as his squad finished 12-1 overall and won the state title.
- Follow Schwenke on Twitter: @BrianSchwenke
- Follow Schwenke on Instagram: @bschwenke62
- One of his best friends is former University of Kentucky and current Detroit Lions guard Larry Warford.
- List of favorites: (movie) "Pulp Fiction"; (TV show) "Game of Thrones"; (actor) Tom Hardy; (music artists) Radiohead and Led Zeppelin; (books) *Harry Potter* series by J. K. Rowling and *The Lord of the Rings* series by J.R.R. Tolkien; (favorite athlete as a child) Jerome Bettis; (video games) "Halo" and "Call of Duty"; (school subject) political science; and (food) Kalua pork fried rice.
- Born Brian Max Schwenke Jr. on March 22, 1991 in Waukegan, Ill.

BRIAN SCHWENKE'S NFL STATISTICS

REGULAR SEASON

Year	Team	GP	GS
2013	Tennessee	9	9
2014	Tennessee	11	11
2015	Tennessee	5	5
2016	Tennessee	9	2
NFL Totals		34	27

Starts Breakdown:

2013 - C 9; 2014 - C 11; 2015 - C 5; 2016 - LG 2

Additional Career Statistics

Fumble Recovery - 1 for 4 yards (2013)
 Tackles - 2 (2013), 3 (2014)
 Receptions - 1 for 6 yards (at Philadelphia, 11/23/14)
 Fumble - 1 (at Philadelphia, 11/23/14)



21 Da'NORRIS SEARCY

SAFETY • 5'11" • 207 LBS • COLLEGE: NORTH CAROLINA
ACQUIRED: UNRESTRICTED FREE AGENT (BUFFALO) - 2015
NFL EXPERIENCE (NFL/TITANS): 6/2 • HOMETOWN: DECATUR, GA.
GAMES PLAYED/GAMES STARTED: 84/43 (PLAYOFFS: 0/0)



PRO: At the start of the 2015 NFL free agency period, the Titans showed interest in safety Da'Norris Searcy and before the conclusion of his first day on the open market, the two sides had agreed to terms on a deal that brought the four-year veteran to Nashville. The University of North Carolina product was originally drafted by the Buffalo Bills in the fourth round of the 2011 NFL Draft. The 5-foot-11-inch, 207-pounder arrived in Tennessee coming off the two best seasons of his career where he appeared in 31 games with 20 starts with the Bills and amassed 127 tackles, 3.5 sacks, four interceptions and 12 passes defended from 2013-2014.

CAREER HIGHLIGHTS:

- In 2015, Searcy collected 54 tackles, an interception, a half sack, a quarterback pressure and four passes defended in his first campaign with the Titans.
- In 2014, Searcy saw action in 15 games and tallied 58 tackles, a career-best three interceptions, a forced fumble, a fumble recovery and five passes defended.
- In 2013, Searcy compiled career-highs with 69 tackles, 3.5 sacks, seven passes defended and five tackles for loss. He also found the end zone twice on defense, posting a 74-yard fumble return for a score and a 32-yard interception for a touchdown.

TITANS TIDBITS:

- Searcy started wearing No. 21 at North Carolina because his grandmother was born in 1921.
- Searcy has tattoos of a cross and angel wings to represent his grandmother and great grandmother.

CAREER TRANSACTIONS:

- The Decatur, Ga., native was selected by the Buffalo Bills in the fourth round (100th overall) of the 2011 NFL Draft.
- Signed by the Titans as an unrestricted free agent on March 12, 2015.

SEASON RECAPS:

2016 (7/7 - Tennessee): Has tied for the team lead in passes defended once in 2016 (at DET). Has tied for the team lead in tackles for loss once in 2016 (vs. MIN).

- Against Minnesota (9/11), started at safety and collected six tackles, including two stops for loss and a pass defended. Stuffed Adrian Peterson for a two-yard loss on a rush off right guard in the third quarter. Broke up a pass intended for Kyle Rudolph in the final stanza. Halted Stefon Diggs for a one-yard loss on a reverse in the fourth quarter.
- At Detroit (9/18), started at safety and posted five tackles and a pass defended. Batted down a deep pass intended for Eric Ebron in the first quarter.
- Against Oakland (9/25), started at safety and tallied five tackles.
- At Houston (10/2), was inactive.
- At Miami (10/9), was inactive.
- Against Cleveland (10/16), started at safety and notched a tackle and a pass defended.
- Against Indianapolis (10/23), started at safety and collected two tackles.
- Against Jacksonville (10/27), started at safety and posted two tackles.
- At San Diego (11/6), started at safety and tallied eight tackles.

2015 (15/13 - Tennessee): Played in 15 games with 13 starts at safety in his first season with the Titans. Registered 54 tackles, an interception, a half sack, a quarterback pressure and four passes defended. Was inactive for one contest. Led the team in passes defended once in 2015 (vs. MIA).

- At Tampa Bay (9/13), started at safety and collected four tackles.

Combined with Zach Brown to stonewall Doug Martin for no gain on a fourth-and-one rush in the second quarter.

- At Cleveland (9/20), started at safety and amassed three tackles. Combined with Derrick Morgan to stop Duke Johnson for no gain on a rush off right guard in the third quarter.
- Against Miami (10/18), started at safety and tallied eight tackles and a team-high three passes defended. Deflected a Ryan Tannehill pass intended for Jordan Cameron that was then intercepted by Michael Griffin in the second quarter. Broke up a pass intended for Cameron in the third stanza. Batted down a pass intended for Cameron early in the fourth quarter.
- Against Jacksonville (12/6), started at safety and posted four tackles, a half sack and a quarterback pressure. Combined with Karl Klug to drop Blake Bortles for an 11-yard sack on fourth-and-four during the Jaguars' final drive in the fourth quarter.
- At N.Y. Jets (12/13), played as a reserve at safety and amassed a tackle.
- At Indianapolis (1/3), started at safety and recorded three tackles with an interception. Collected his first interception as a member of the Titans when he picked off a pass intended for Daniel Herron deep in Colts' territory late in the first quarter.

2014 (15/13 - Buffalo): Played in 15 games with 13 starts at free safety and tallied 58 tackles, three interceptions, a forced fumble, a fumble recovery and five passes defended. Was inactive for one game against Green Bay.

- Against Miami (9/14), started at free safety and tallied five total tackles, including a tackle for loss and a pass defended.
- At Houston (9/28), saw time at free safety and notched a fumble recovery in the second quarter, following Andre Johnson's fumble. Recorded three total tackles and one quarterback hit.
- Against Minnesota (10/19), started at free safety and tallied six tackles, while recording a half sack and a quarterback hit.
- At N.Y. Jets (10/26), started at free safety and recorded three total tackles, one pass defended and his first interception of the season.
- At Miami (11/13), started at free safety and tallied five tackles on defense. Made two tackles and forced a fumble on special teams.
- Against Cleveland (11/30), started at free safety and notched a career-high two interceptions. Made four tackles and had three passes defended.
- At Oakland (12/21), started at free safety and led the team with 11 tackles.

2013 (16/7 - Buffalo): Played in all 16 games with seven starts and finished with a career-high 69 tackles, a career-high 3.5 sacks, seven passes defended and five tackles for loss. Collected two touchdowns on the year.

- Against New England (9/8), scored his first career touchdown on a 74-yard fumble return. Also added his first career sack in addition to eight tackles.
- Against Baltimore (9/29), produced six tackles and a career-high four passes defended including a tipped pass that led to Kiko Alonso's game-saving interception with 1:04 left in the game.
- Against Cincinnati (10/13), posted a career-high 16 tackles, including three tackles for loss and a sack.
- At New Orleans (10/27), produced two tackles and half a sack.
- Against N.Y. Jets (11/17), recorded a 32-yard interception touchdown in the third quarter.
- Against Miami (12/22), produced a sack and added a tackle, tackle for loss, quarterback hit and pass defended.

2012 (15/0 - Buffalo): Played in 15 games as a reserve and amassed 31 tackles, two forced fumbles and a pass defended. Was inactive for the

regular season finale.

- Against New England (9/30), posted two tackles and forced his first fumble on the final drive, but the ball was recovered by the Patriots.
- Against Jacksonville (12/2), totaled three tackles including two for loss and added a forced fumble.
- Against St. Louis (12/9), produced five tackles including one tackle for loss.

2011 (16/3 - Buffalo): Saw action in all 16 games with three starts and collected 29 tackles and an interception. Posted five special teams tackles.

- Against Oakland (9/18), recorded first career interception on final hail mary attempt to preserve a 38-35 victory.
- At Dallas (11/13), filled-in for an injured George Wilson in the second half and finished with five tackles.
- At Miami (11/20), made his first NFL start and posted a game-high 11 tackles.
- Against Tennessee (12/4), recorded eight defensive tackles and one on special teams.

COLLEGE:

- Made 23 starts in 48 games at North Carolina as two-year starter at strong safety and leading return man.
- Finished Tar Heel career with 106 tackles, two sacks, five stops for a loss, 10 passes defended and five interceptions. Returned 35 punts for 440 yards and 20 kickoffs for 484 yards.
- As a senior (2010), played in 10 games with nine starts and led the Tar Heels and ranked 15th in the nation with four interceptions. Posted a career-best 37 tackles with two tackles for a loss and a team-high eight passes defended.
- As a junior (2009), named an All-Atlantic Coast Conference first-team selection as a punt returner by The NFL Draft Report. Ranked second in the Atlantic Coast Conference and fifth in the country with a 14.6 yard punt return average. Notched 35 tackles, adding three passes defended and one interception. Returned seven kickoffs for a 23.1 average.
- As a sophomore (2008), saw action primarily on special teams and as

a reserve safety in 13 games. Totaled 25 tackles, two sacks and three passes defended.

- As a freshman (2007), appeared in all 12 games, primarily on special teams and as a reserve safety, totaling nine tackles and four stops for a loss. One of 11 true Tar Heel freshman to see the playing field.
- Majored in communications at North Carolina.

PERSONAL:

- Married to Kennetra and the couple has a daughter, Kenna.
- Was a two-way standout at defensive back and running back at Towers (Decatur, Ga.) High School and was tabbed the No. 17 player in Georgia by SuperPrep.
- As a senior, recorded 71 tackles, eight stops for a loss and three sacks, while amassing 1,607 rushing yards and 16 touchdowns.
- Totaled 707 rushing yards and seven touchdowns in junior year with 41 tackles.
- Follow Searcy on Twitter at @DSearcy25.
- Born Da'Norris Searcy on Nov. 16, 1988 in Decatur, Ga.

Da'NORRIS SEARCY'S GAME-BY-GAME

2011 Buffalo Bills																			
Date	Opp	W/L	P/S	Tot	Solo	Asst	Sk	- Yds	QBP	TFL	Int	- Yds	-TD	PD	FF	FR	- Yds	SpT	
Sept 11	@ KC	W	p	0	0	0	0.0	0.0	0	0	0	0	0	0	0	0	0	0	NA
Sept 18	Oak	W	p	0	0	0	0.0	0.0	0	0	1	0	0	1	0	0	0	0	NA
Sept 25	NE	W	p	0	0	0	0.0	0.0	0	0	0	0	0	0	0	0	0	0	NA
Oct 2	@ Cin	L	p	0	0	0	0.0	0.0	0	0	0	0	0	0	0	0	0	0	NA
Oct 9	Phi	W	p	0	0	0	0.0	0.0	0	0	0	0	0	0	0	0	0	0	NA
Oct 16	@ NYG	L	p	0	0	0	0.0	0.0	0	0	0	0	0	0	0	0	0	0	NA
Oct 30	Was	W	p	1	1	0	0.0	0.0	0	0	0	0	0	0	0	0	0	0	NA
Nov 6	NYJ	L	p	0	0	0	0.0	0.0	0	0	0	0	0	0	0	0	0	0	NA
Nov 13	@ Dal	L	p	5	3	2	0.0	0.0	0	0	0	0	0	0	0	0	0	0	NA
Nov 20	@ Mia	L	S	11	9	2	0.0	0.0	0	0	0	0	0	0	0	0	0	0	NA
Nov 27	@ NYJ	L	S	3	3	0	0.0	0.0	0	0	0	0	0	0	0	0	0	0	NA
Dec 4	Ten	L	S	8	5	3	0.0	0.0	0	0	0	0	0	0	0	0	0	0	NA
Dec 11	@ SD	L	p	1	1	0	0.0	0.0	0	0	0	0	0	0	0	0	0	0	NA
Dec 18	Mia	L	p	0	0	0	0.0	0.0	0	0	0	0	0	0	0	0	0	0	NA
Dec 24	Den	W	p	0	0	0	0.0	0.0	0	0	0	0	0	0	0	0	0	0	NA
Jan 1	@ NE	L	p	0	0	0	0.0	0.0	0	0	0	0	0	0	0	0	0	0	NA
Totals				6-10	16/3	29	22	7	0.0	0.0	0	0	0	1	0	0	1	0	5

Da'NORRIS SEARCY'S GAME-BY-GAME

2012 Buffalo Bills

Date	Opp	W/L	P/S	Tot Solo Asst	Sk - Yds	QBP	TFL	Int - Yds -TD	PD	FF	FR - Yds	SpT
Sept 9	@ NYJ	L	p	2 1 1	0.0 0.0	0	0	0 0 0 0 0 0	0	0	0	0 NA
Sept 16	KC	W	p	3 2 1	0.0 0.0	0	0	0 0 0 0 0 0	0	0	0	0 NA
Sept 23	@ Cle	W	p	0 0 0	0.0 0.0	0	0	0 0 0 0 0 0	0	0	0	0 NA
Sept 30	NE	L	p	2 1 1	0.0 0.0	0	0	0 0 0 0 0 1	0	0	0	0 NA
Oct 7	@ SF	L	p	3 3 0	0.0 0.0	0	0	0 0 0 0 0 0	0	0	0	0 NA
Oct 14	@ Ari	W	p	0 0 0	0.0 0.0	0	0	0 0 0 0 0 0	0	0	0	0 NA
Oct 21	Ten	L	p	0 0 0	0.0 0.0	0	0	0 0 0 0 0 0	0	0	0	0 NA
Nov 4	@ Hou	L	p	3 3 0	0.0 0.0	0	0	0 0 0 0 0 0	0	0	0	0 NA
Nov 11	@ NE	L	p	3 3 0	0.0 0.0	0	1	0 0 0 0 0 0	0	0	0	0 NA
Nov 15	Mia	W	p	4 3 1	0.0 0.0	0	0	0 0 0 0 0 0	0	0	0	0 NA
Nov 25	@ Ind	L	p	4 1 3	0.0 0.0	0	0	0 0 0 0 0 0	0	0	0	0 NA
Dec 2	Jax	W	p	3 2 1	0.0 0.0	0	2	0 0 0 0 1 0	0	0	0	0 NA
Dec 9	StL	L	p	5 2 3	0.0 0.0	0	1	0 0 0 0 0 0	0	0	0	0 NA
Dec 16	Sea	L	p	3 1 2	0.0 0.0	0	0	0 0 0 0 0 0	0	0	0	0 NA
Dec 23	@ Mia	L	p	0 0 0	0.0 0.0	0	0	0 0 0 0 1 0	0	0	0	0 NA
Dec 30	Jax	W	IA									
Totals			6-10 15/0	35 22 13	0.0 0.0	0	4	0 0 0 0 1 2 0	0	0	0	4

2013 Buffalo Bills

Date	Opp	W/L	P/S	Tot Solo Asst	Sk - Yds	QBP	TFL	Int - Yds -TD	PD	FF	FR - Yds	SpT
Sept 8	NE	L	S	8 4 4	1.0 5.0	1	1	0 0 0 0 0 1	74t	NA		
Sept 15	Car	W	S	7 4 3	0.0 0.0	0	0	0 0 0 0 0 0	0	0	0	0 NA
Sept 22	@ NYJ	L	S	5 4 1	0.0 0.0	0	0	0 0 0 0 0 0	0	0	0	0 NA
Sept 29	Bal	W	S	6 6 0	0.0 0.0	0	0	0 0 0 0 4 0	0	0	0	0 NA
Oct 3	@ Cle	L	S	6 3 3	0.0 0.0	0	0	0 0 0 0 0 0	0	0	0	0 NA
Oct 13	Cin	L	S	16 13 3	1.0 10.0	1	3	0 0 0 0 0 0	0	0	0	0 NA
Oct 20	@ Mia	W	S	2 2 0	0.0 0.0	0	0	0 0 0 0 0 0	0	0	0	0 NA
Oct 27	@ NO	L	p	2 1 1	0.5 4.5	1	0	0 0 0 0 0 0	0	0	0	0 NA
Nov 3	KC	L	p	1 1 0	0.0 0.0	0	0	0 0 0 0 0 0	0	0	0	0 NA
Nov 10	@ Pit	L	p	2 0 2	0.0 0.0	0	0	0 0 0 0 0 0	0	0	0	0 NA
Nov 17	NYJ	W	p	0 0 0	0.0 0.0	0	0	1 32 1 1 0 0	0	0	0	0 NA
Dec 1	Atl	L	p	2 1 1	0.0 0.0	0	0	0 0 0 0 0 0	0	0	0	0 NA
Dec 8	@ TB	L	p	0 0 0	0.0 0.0	0	0	0 0 0 0 0 0	0	0	0	0 NA
Dec 15	@ Jax	W	p	4 4 0	0.0 0.0	0	0	0 0 0 0 1 0	0	0	0	0 NA
Dec 22	Mia	W	p	1 1 0	1.0 5.0	0	1	0 0 0 0 1 0	0	0	0	0 NA
Dec 29	@ NE	L	p	7 1 6	0.0 0.0	0	0	0 0 0 0 0 0	0	0	0	0 NA
Totals			6-10 16/7	69 45 24	3.5 24.5	3	5	1 32 1 7 0 1 74t	2			

2014 Buffalo Bills

Date	Opp	W/L	P/S	Tot Solo Asst	Sk - Yds	QBP	TFL	Int - Yds -TD	PD	FF	FR - Yds	SpT
Sept 7	@ Chi	W	S	4 3 1	0.0 0.0	0	0	0 0 0 0 0 0	0	0	0	0 NA
Sept 14	Mia	W	S	5 4 1	0.0 0.0	0	1	0 0 0 0 1 0	0	0	0	0 NA
Sept 21	SD	L	S	1 1 0	0.0 0.0	0	0	0 0 0 0 0 0	0	0	0	0 NA
Sept 28	@ Hou	L	p	3 1 2	0.0 0.0	1	0	0 0 0 0 0 1	0	0	0	0 NA
Oct 5	@ Det	W	S	1 0 1	0.0 0.0	0	0	0 0 0 0 0 0	0	0	0	0 NA
Oct 12	NE	L	p	2 1 1	0.0 0.0	0	0	0 0 0 0 0 0	0	0	0	0 NA
Oct 19	Min	W	S	6 3 3	0.5 5.5	1	0	0 0 0 0 0 0	0	0	0	0 NA
Oct 26	@ NYJ	W	S	3 1 2	0.0 0.0	0	0	1 32 0 1 0 0	0	0	0	0 NA

Nov 9	KC	L	S	3 3 0	0.0 0.0	0	0	0 0 0 0 0 0	0	0	0	0 NA
Nov 13	@ Mia	L	S	5 4 1	0.0 0.0	0	0	0 0 0 0 0 0	0	0	1	0 NA
Nov 24	NYJ	W	S	3 2 1	0.0 0.0	0	0	0 0 0 0 0 0	0	0	0	0 NA
Nov 30	Cle	W	S	4 3 1	0.0 0.0	0	0	2 38 0 3 0 0	0	0	0	0 NA
Dec 7	@ Den	L	S	1 1 0	0.0 0.0	0	0	0 0 0 0 0 0	0	0	0	0 NA
Dec 14	GB	W	IA									
Dec 21	@ Oak	L	S	11 9 2	0.0 0.0	0	0	0 0 0 0 0 0	0	0	0	0 NA
Dec 28	@ NE	W	S	6 3 3	0.0 0.0	0	0	0 0 0 0 0 0	0	0	0	0 NA
Totals			9-7 15/13	58 39 19	0.5 5.5	2	1	3 70 0 5 1 1 0 7				

2015 Tennessee Titans

Date	Opp	W/L	P/S	Tot Solo Asst	Sk - Yds	QBP	TFL	Int - Yds -TD	PD	FF	FR - Yds	SpT
Sept 13	@ TB	W	S	4 3 1	0.0 0.0	0	0	0 0 0 0 0 0	0	0	0	0
Sept 20	@ Cle	L	S	3 2 1	0.0 0.0	0	0	0 0 0 0 0 0	0	0	0	0
Sept 27	Ind	L	S	4 3 1	0.0 0.0	0	0	0 0 0 0 0 0	0	0	0	0
Oct 11	Buf	L	S	1 1 0	0.0 0.0	0	0	0 0 0 0 0 0	0	0	0	0
Oct 18	Mia	L	S	8 8 0	0.0 0.0	0	0	0 0 0 0 3 0	0	0	0	0
Oct 25	Atl	L	S	5 4 1	0.0 0.0	0	0	0 0 0 0 0 0	0	0	0	0
Nov 1	@ Hou	L	S	3 1 2	0.0 0.0	0	0	0 0 0 0 0 0	0	0	0	0
Nov 8	@ NO	W	S	2 1 1	0.0 0.0	0	0	0 0 0 0 0 0	0	0	0	0
Nov 15	Car	L	S	4 4 0	0.0 0.0	0	0	0 0 0 0 0 0	0	0	0	0
Nov 19	@ Jax	L	S	3 3 0	0.0 0.0	0	0	0 0 0 0 0 0	0	0	0	0
Nov 29	Oak	L	p	5 3 2	0.0 0.0	0	0	0 0 0 0 0 0	0	0	0	0
Dec 6	Jax	W	S	4 3 1	0.5 5.5	1	0	0 0 0 0 0 0	0	0	0	0
Dec 13	@ NYJ	L	p	1 1 0	0.0 0.0	0	0	0 0 0 0 0 0	0	0	0	0
Dec 20	@ NE	L	IA									
Dec 27	Hou	L	S	4 3 1	0.0 0.0	0	0	0 0 0 0 0 0	0	0	0	0
Jan 3	@ Ind	L	S	3 1 2	0.0 0.0	0	0	1 5 0 1 0 0	0	0	0	0
Totals			3-13 15/13	54 41 13	0.5 5.5	1	0	1 5 0 4 0 0 0 0				

2016 Tennessee Titans

Date	Opp	W/L	P/S	Tot Solo Asst	Sk - Yds	QBP	TFL	Int - Yds -TD	PD	FF	FR - Yds	SpT
Sept 11	Min	L	S	6 6 0	0.0 0.0	0	2	0 0 0 0 1 0	0	0	0	0
Sept 18	@ Det	W	S	5 5 0	0.0 0.0	0	0	0 0 0 0 1 0	0	0	0	0
Sept 25	Oak	L	S	5 5 0	0.0 0.0	0	0	0 0 0 0 0 0	0	0	0	0
Oct 2	@ Hou	L	IA									
Oct 9	@ Mia	W	IA									
Oct 16	Cle	W	S	1 1 0	0.0 0.0	0	0	0 0 0 0 0 1	0	0	0	0
Oct 23	Ind	L	S	2 2 0	0.0 0.0	0	0	0 0 0 0 0 0	0	0	0	0
Oct 27	Jax	W	S	2 2 0	0.0 0.0	0	0	0 0 0 0 0 0	0	0	0	0
Nov 6	@ SD	L	S	8 4 4	0.0 0.0	0	0	0 0 0 0 0 0	0	0	0	0
Nov 13	GB											
Nov 20	@ Ind											
Nov 27	@ Chi											
Dec 11	Den											
Dec 18	@ KC											
Dec 24	@ Jax											
Jan 1	Hou											
Totals			4-5 7/7	29 25 4	0.0 0.0	0	2	0 0 0 0 3 0 0 0				

Da'NORRIS SEARCY'S NFL STATISTICS

REGULAR SEASON		TACKLES						INTERCEPTIONS					FUMBLES						
Year	Team	GP	GS	Tot	Solo	Asst	Sk	Yds	QBP	TFL	No	Yds	Lg	TD	PD	FF	FR	Yds	SpT
2011	Buffalo	16	3	29	22	7	0.0	0.0	0	0	1	0	0	0	1	0	0	0	5
2012	Buffalo	15	0	35	22	13	0.0	0.0	0	4	0	0	0	0	1	2	0	0	4
2013	Buffalo	16	7	69	45	24	3.5	24.5	3	5	1	32	32t	1	7	0	1	74t	2
2014	Buffalo	15	13	58	39	19	0.5	5.5	2	1	3	70	32	0	5	1	1	0	7
2015	Tennessee	15	13	54	41	13	0.5	5.5	1	0	1	5	5	0	4	0	0	0	0
2016	Tennessee	7	7	29	25	4	0.0	0.0	0	2	0	0	0	0	3	0	0	0	0
NFL Totals		84	43	274	194	80	4.5	35.5	6	12	6	107	32t	1	21	3	2	74t	18

Single-Game Highs

Tackles - 16 vs. Cincinnati (10/13/13)
 Interceptions - 2 vs. Cleveland (11/30/14)
 Sacks - 1 (Three times, last vs. Miami 12/22/13)
 Forced Fumble - 1 (Three times, last at Miami 11/13/14)

Fumble Recovery - 1 (Twice, last at Houston 9/28/14)
 Passes Defensed - 4 vs. Baltimore (9/29/13)

Additional Statistics

Touchdowns - 2 - 74-yard fumble return vs. New England, 9/8/13; 32-yard interception return vs. N.Y. Jets, 11/17/13



19 TAJAE SHARPE

WIDE RECEIVER • 6'2" • 194 LBS • COLLEGE: MASSACHUSETTS
ACQUIRED: 5TH ROUND - 2016 • NFL EXPERIENCE (NFL/TITANS): ROOKIE
HOMETOWN: PISCATAWAY, N.J.
GAMES PLAYED/GAMES STARTED: 9/5 (PLAYOFFS: 0/0)



PRO: The Titans selected Tajae Sharpe in the fifth round (140th overall) of the 2015 NFL Draft. The 6-foot-2-inch, 194-pounder is known for his precise route-running and he shows excellent body control and concentration when the ball is in the air. Sharpe led the nation with 111 receptions as a senior and finished his career as the University of Massachusetts all-time leader in receptions, receiving yards and catches in a single game.

CAREER HIGHLIGHTS:

- In 2015, Sharpe enjoyed a stellar senior campaign by being named a Walter Camp All-American and first-team All-Mid-American Conference selection. Sharpe led the nation with 111 receptions and led the Minutemen with 1,319 receiving yards and five touchdowns. He topped 100 receiving yards in six games and recorded at least 11 receptions in six games.
- Sharpe caught at least one pass in all 47 career games in which he appeared at Massachusetts.
- In 2014, Sharpe was selected All-MAC first team after leading all Minutemen with 85 receptions, 1,281 receiving yards and seven touchdown receptions.

TITANS TIDBITS:

- Sharpe's grandmother, Cozy Little, is a breast cancer survivor having beat the disease in 2001.
- Sharpe was so excited to get into football mode that he brought his own football to the first day of the Titans rookie minicamp. He says he usually goes to sleep with it and carries one around as much as he can, just because.
- Sharpe's family members nicknamed him "Show," which is short for "Showtime."

CAREER TRANSACTIONS:

- The Piscataway, N.J., native was selected by the Titans in the fifth round (140th overall) the 2016 NFL Draft.

SEASON RECAPS:

2016 (9/5): Ranks fourth on the team with 27 receptions and third on the squad with 317 receiving yards. Has led the team in receptions once in 2016 (vs. MIN). Has led the team in receiving yards once in 2016 (vs. MIN). Appeared in his first career NFL game as the starter at wide receiver and became the team's first rookie wide receiver to start a season opener in the "Titans era" (1999–present) against Minnesota (9/11/16).

- Against Minnesota (9/11), made his NFL debut as a starter at wide receiver and led the team with seven receptions and 76 receiving yards. Became the team's first rookie wide receiver to start a season opener in the "Titans era" (1999–present). In franchise history, only one rookie—Sid Blanks in 1964—had more receptions in a season opener. Hauled in his first career reception with a 12-yard catch from Marcus Mariota in the first quarter. Extended the Titans' first touchdown drive with an eight-yard catch on third-and-eight late in the second quarter.
- At Detroit (9/18), started at wide receiver and hauled in four receptions for 33 yards. Extended the Titans' game-winning touchdown drive with a seven-yard catch on third-and-five in the fourth quarter.
- Against Oakland (9/25), started at wide receiver and registered three receptions for 48 yards. Hauled in a 23-yard pass and a 19-yard reception during the final drive in the fourth quarter.
- At Houston (10/2), started at wide receiver and caught two passes for 15 yards.
- At Miami (10/9), started at wide receiver and hauled in two catches for 17 yards during the Titans' touchdown drive before the half.

- Against Cleveland (10/16), played as a reserve at wide receiver and carried the ball once for one yard on a reverse.
- Against Indianapolis (10/23), saw action as a reserve at wide receiver and hauled in four passes for 59 yards. Extended the Titans' final touchdown drive with a 16-yard catch on third-and-15 late in the third quarter.
- Against Jacksonville (10/27), played as a reserve at wide receiver and caught one pass for 11 yards during the Titans' scoring drive just before halftime.
- At San Diego (11/6), saw action as a reserve at wide receiver and snared four receptions for 58 yards. Extended the Titans' second touchdown drive with a 29-yard reception along the left sideline on third-and-one late in the second quarter. Hauled in three receptions for 29 yards during the Titans' go-ahead touchdown drive to open the third quarter.

COLLEGE:

- In four seasons at Massachusetts (2012-15), Sharpe appeared in 47 games with 43 starts and finished his career as the school's all-time leader with 277 receptions and 3,486 receiving yards. The two-time All-MAC first team performer ended his collegiate career ranked third in Minuteman history with 16 touchdowns and sixth with 3,497 all-purpose yards.

AS A SENIOR (2015), was a 2015 Walter Camp All-American and first-team All-Mid-American Conference honoree. Started all 12 games and for the second consecutive season led the team in receptions (111), receiving yards (1,319), touchdown catches (five) and yards per game (109.9). Caught at least one pass in all 47 career games in which he appeared.

- At Colorado (9/12), amassed 11 catches for 138 yards.
- Against Temple (9/19), hauled in 11 receptions for 156 yards.
- Against Florida International (10/3), set a school record and career-best with 15 receptions for 159 receiving yards with a score.
- At Bowling Green (10/10), caught 13 passes for 156 yards with a touchdown.
- Against Toledo (10/24), snared 12 passes for 159 yards with two touchdowns.
- At Buffalo (11/27), in his final collegiate game amassed six catches and 138 receiving yards.

AS A JUNIOR (2014), named All-MAC first team wide receiver after starting all 12 games and leading all Minutemen with 1,281 receiving yards, 85 catches, seven touchdown receptions and 106.8 yards receiving per game. Was on the midseason Biletnikoff Award watch list and named a Phil Steele first team All-MAC wide receiver. Ranked ninth nationally among NCAA Division I FBS competitors in receiving yards per game (106.8) 10th for total receiving yards (1,281) and 11th in receptions per game (7.1). Finished first in the Mid-American Conference in receptions per game and second for receiving yards and receiving yards per game.

- Against Boston College (8/30), pulled in two receptions totaling 90 yards, including a 77-yard touchdown scamper.
- At Penn State (9/20), tallied 99 yards on four catches, including a 77-yard touchdown reception.
- Against Bowling Green (9/27), tied the school record for receptions in a game (13) and earned a single-game personal-best of 179 yards and two touchdowns.
- At Miami (Ohio) (10/4), collected a game-high 154 receiving yards over nine receptions.
- Against Eastern Michigan (10/18), eclipsed his previous single-game best with 193 receiving yards, while he tied the program record with 13 receptions for the second time.
- Against Ball State (11/12), set a personal best with 239 receiving

yards and tied the single game program record for the third time with 13 receptions. The 239 receiving yards he put up against Ball State were the most by a MAC player in 2014 and third-highest total in NCAA Division I.

AS A SOPHOMORE (2013), started 11 of 12 games at wide receiver and led the team with 61 receptions, 680 receiving yards (680) and four touchdowns. Finished second on the team with 680 all-purpose yards. Finished ninth in the MAC and 64th nationally with his 5.1 receptions per game.

- Against Maine (9/7), had a single-game career high 11 catches, a then-personal record 85 receiving yards, while he pulled in his first touchdown pass as a Minuteman.
- At Kansas State (9/14), collected a game-high 98 receiving yards on nine catches.
- Against Vanderbilt (9/21), notched his second career touchdown grab. Posted seven receptions totaling 45 yards on the day.
- At Buffalo (10/19), recorded 94 receiving yards through seven receptions, with five resulting in first downs and two going for 20 or more yards.

AS A FRESHMAN (2012), played in 11 games with eight starts at wide receiver. Caught 20 passes for 206 yards and made four grabs for 20 or more yards. Had at least one catch in each contest.

- At Connecticut (8/30), made his first collegiate reception when he hauled in a 15-yard pass.
- Against Indiana (9/8), pulled in three catches for 33 yards.
- At Akron (11/10), made three receptions for 50 yards, including hauling in

his longest grab of the season for 35 yards.

- Majored in communications at Massachusetts.

PERSONAL:

- Attended Piscataway Township (N.J.) High School and was MSG Athlete of the Year. Was selected second team all-state selection and first team all-county and all-area teams.
- Served as team captain as a senior while playing wide receiver and safety. Led Piscataway High School to a pair of state championship titles in 2010 and 2011.
- Also played basketball in high school.
- Follow Sharpe on Twitter and Instagram at @Show19ine.
- Follow Sharpe on Snapchat at @godsgift23.
- List of favorites: (TV show) "Martin"; (movie) "Friday"; (musician) Meek Mill; (athlete as a child) Allen Iverson and LeBron James; (food) seafood; and (guilty pleasure) M&Ms.
- Born Tajae Lamar Sharpe on Dec. 23, 1994 in Newark, N.J.

TAJAE SHARPE'S COLLEGE STATISTICS

Year	Team	GP	GS	RECEIVING					RUSHING				
				No	Yds	Avg	Lg	TD	Att	Yds	Avg	Lg	TD
2012	Massachusetts	11	8	20	206	10.3	35	0	0	0	0.0	0	0
2013	Massachusetts	12	11	61	680	11.1	38	4	0	0	0.0	0	0
2014	Massachusetts	12	12	85	1,281	15.1	77t	7	3	14	4.7	12	0
2015	Massachusetts	12	12	111	1,319	11.9	49	5	1	-3	-3.0	-3	0
College Totals		47	43	277	3,486	12.6	77t	16	4	11	2.8	12	0

Single-Game Highs

Receptions - 15 vs. Florida International (10/3/15)
 Receiving Yards - 239 vs. Ball State (11/12/14)
 Long Reception - 77t at Penn State (9/20/14)
 Receiving Touchdowns - 2 (Three times, last vs. Toledo (10/24/15))

Rushes - 2 vs. Colorado (9/6/14)
 Rushing Yards - 14 vs. Colorado (9/6/14)

TAJAE SHARPE'S GAME-BY-GAME

2016 Tennessee Titans				RECEIVING														
Date	Opp.	W/L	P/S	No	Yds	Avg	Lg	TD										
Sept 11	Min	L	S	7	76	10.9	17	0	Nov 6	@	SD	L	p	4	58	14.5	29	0
Sept 18	@ Det	W	S	4	33	8.3	12	0	Nov 13		GB							
Sept 25	Oak	L	S	3	48	16.0	23	0	Nov 20	@	Ind							
Oct 2	@ Hou	L	S	2	15	7.5	10	0	Nov 27	@	Chi							
Oct 9	@ Mia	W	S	2	17	8.5	9	0	Dec 11		Den							
Oct 16	Cle	W	p	0	0	-	0	0	Dec 18	@	KC							
Oct 23	Ind	L	p	4	59	14.8	21	0	Dec 24	@	Jax							
Oct 27	Jax	W	p	1	11	11.0	11	0	Jan 1		Hou							
Totals									4-5	9/5	27	317	11.7	29	0			


TAJAE SHARPE'S NFL STATISTICS

REGULAR SEASON				RECEIVING					RUSHING				
Year	Team	GP	GS	No	Yds	Avg	Lg	TD	Att	Yds	Avg	Lg	TD
2016	Tennessee	9	5	27	317	11.7	29	0	1	1	1.0	1	0
NFL Totals		9	5	27	317	11.7	29	0	1	1	1.0	1	0

Single-Game Highs

Receptions - 7 vs. Minnesota (9/11/16)
 Receiving Yards - 76 vs. Minnesota (9/11/16)

Long Reception - 29 at San Diego (11/6/16)
 Touchdowns -



36 LeSHAUN SIMS

CORNERBACK • 6'0" • 203 LBS • COLLEGE: SOUTHERN UTAH
 ACQUIRED: 5TH ROUND - 2016 • NFL EXPERIENCE (NFL/TITANS): ROOKIE
 HOMETOWN: LAS VEGAS, NEV.
 GAMES PLAYED/GAMES STARTED: 6/0 (PLAYOFFS: 0/0)



PRO: LeShaun Sims was selected by the Titans in the fifth round of the 2016 NFL Draft. His presence adds more youth and athleticism to an already-competitive defensive back unit, and he also will vie for time on special teams. With the reputation as a tough and physical corner and a willing tackler, he possesses the physical tools to match up with NFL receivers after a successful four-year career at Southern Utah.

CAREER HIGHLIGHTS:

- In 2015, Sims was a first-team All-Big Sky performer, finishing the campaign with a pair of interceptions and 54 tackles. He helped the Thunderbirds win the conference title.

TITANS TIDBITS:

- He was commonly referred to as "Swis" in college because for his first college game the name on the back of his jersey was upside down. The nickname stuck.
- Prior to Sims, no prior student-athlete from Andre Agassi Prep in Las Vegas, Nev., had ever earned an athletic scholarship. When he was a high school freshman, the Stars played eight-man football in the public charter school's first year with a football team. They moved to 11-man football during his sophomore year, and by his senior season, the team won a league title.
- Sims is a movie buff who lists "Training Day" among his all-time favorites.

CAREER TRANSACTIONS:

- The Las Vegas, Nev., native was selected by the Titans in the fifth round (157th overall) of the 2016 NFL Draft.

SEASON RECAPS:

2016 (6/0): Has tied for the team lead in special teams tackles three times in 2016 (at HOU, vs. JAX, at SD). Appeared in his first career NFL game at Houston (10/2/16).

- Against Minnesota (9/11), was inactive.
- At Detroit (9/18), was inactive.
- Against Oakland (9/25), was inactive.
- At Houston (10/2), made his NFL debut as a reserve on special teams and recorded a tackle on coverage units.
- At Miami (10/9), played as a reserve on special teams.
- Against Cleveland (10/16), saw action as a reserve on special teams.
- Against Indianapolis (10/23), played as a reserve on special teams coverage units.
- Against Jacksonville (10/27), played one snap as a reserve in the secondary. Tied for the team lead with a special teams tackle. Recovered a muffed punt by Marquise Lee at the Jaguars' 35-yard line late in the third quarter to set up a Ryan Succop field goal.
- At San Diego (11/6), tied for the team lead with a special teams tackle on

coverage units.

COLLEGE:

- In four seasons at Southern Utah, he appeared in 47 total games with 46 starts, including starts in every game during his final three seasons. His career totals included 220 tackles, eight interceptions, 27 passes defended, one forced fumble, five fumble recoveries and four tackles for loss.

AS A SENIOR (2015), started all 12 games for the Thunderbirds and finished the season with two interceptions (one returned for a touchdown), 12 passes defended, 54 tackles, 2.5 tackles for loss and one forced fumble. Named first-team All-Big Sky Conference at cornerback. Played in the East-West Shrine Game following the season's conclusion.

AS A JUNIOR (2014), appeared in all 12 games and tallied 67 total tackles, two fumble recoveries and nine pass breakups. Named third-team All-Big Sky.

AS A SOPHOMORE (2013), started all 13 games at cornerback. Led the team's corners with 62 tackles and tied for second on the team with three interceptions and four passes defended. Added two fumble recoveries and 1.5 tackles for loss.

AS A REDSHIRT FRESHMAN (2012), played in 10 games with nine starts, missing one contest due to injury. Tallied 37 tackles and tied for the team lead with three interceptions. Added two passes defended and recovered a fumble.

AS A FRESHMAN (2011), redshirted.

- Graduated in April 2016 with a degree in exercise science.

PERSONAL:

- Single, splits time between Nashville and Las Vegas, Nev.
- Attended Andre Agassi Prep (Las Vegas, Nev.), where he earned second-team all-state honors as a wide receiver and defensive back. As a senior, he tallied 52 tackles and a team-leading six interceptions on defense. On offense, he produced more than 400 receiving yards and five receiving touchdowns while rushing for 170 yards and another score.
- On Twitter: @LeshawnSims
- List of favorites: (movie) "Training Day"; (musician or band) J. Cole; (food) spaghetti; (guilty pleasure) Oreo McFlurry; and (athlete as a child) Allen Iverson.
- Born LeShaun V. Sims on Sept. 18, 1993 in Las Vegas, Nev.

LeSHAUN SIMS COLLEGE STATISTICS

REGULAR SEASON			TACKLES							INTERCEPTIONS			FUMBLES	
Year	Team	GP	GS	Tot	Solo	Asst	Sk	Yds	TFL	INT	TD	PD	FF	FR
2012	SO. UTAH	10	9	37	22	15	0.0	0	0.0	3	0	2	0	1
2013	SO. UTAH	13	13	62	41	21	0.0	0	1.5	3	0	4	0	2
2014	SO. UTAH	12	12	67	46	21	0.0	0	0.0	0	0	9	0	2
2015	SO. UTAH	12	12	54	30	24	0.0	0	2.5	2	1	12	1	0
College Totals		47	46	220	139	81	0.0	0	4.0	8	1	27	1	5

LeSHAUN SIMS' GAME-BY-GAME

2016 Tennessee Titans

Date	Opp	W/L	P/S	Tot	Solo	Asst	Sk	- Yds	QBP	TFL	Int	- Yds	-TD	PD	FF	FR	- Yds	SpT	
Sept 11	Min	L	IA																
Sept 18	@ Det	W	IA																
Sept 25	Oak	L	IA																
Oct 2	@ Hou	L	p	0	0	0	0.0	0.0	0	0	0	0	0	0	0	0	0	0	1
Oct 9	@ Mia	W	p	0	0	0	0.0	0.0	0	0	0	0	0	0	0	0	0	0	0
Oct 16	Cle	W	p	0	0	0	0.0	0.0	0	0	0	0	0	0	0	0	0	0	0
Oct 23	Ind	L	p	0	0	0	0.0	0.0	0	0	0	0	0	0	0	0	0	0	0
Oct 27	Jax	W	p	0	0	0	0.0	0.0	0	0	0	0	0	0	0	0	0	0	1

Nov 6	@ SD	L	p	0	0	0	0.0	0.0	0	0	0	0	0	0	0	0	0	0	0	1
Nov 13	GB																			
Nov 20	@ Ind																			
Nov 27	@ Chi																			
Dec 11	Den																			
Dec 18	@ KC																			
Dec 24	@ Jax																			
Jan 1	Hou																			
Totals				4-5	6/0	0	0	0	0	0	0	0	0	0	0	0	0	0	0	3

LeSHAUN SIMS' NFL STATISTICS

REGULAR SEASON		TACKLES										INTERCEPTIONS					FUMBLES			
Year	Team	GP	GS	Tot	Solo	Asst	Sk	Yds	QBP	TFL	No	Yds	Lg	TD	PD	FF	FR	Yds	SpT	
2016	Tennessee	6	0	0	0	0	0.0	0.0	0	0	0	0	0	0	0	0	0	0	3	
NFL Totals		6	0	0	0	0	0.0	0.0	0	0	0	0	0	0	0	0	0	0	3	

Single-Game Highs

Special Teams Tackles - **1** (Three times, last at San Diego 11/6/16)

Additional Career Statistics

Special Teams Fumble Recovery - **1** vs. Jacksonville (10/27/16)



67 QUINTON SPAIN

GUARD • 6'4" • 330 LBS • COLLEGE: WEST VIRGINIA
ACQUIRED: FREE AGENT - 2015 • NFL EXPERIENCE (NFL/TITANS): 2/2
HOMETOWN: PETERSBURG, VA.
GAMES PLAYED/GAMES STARTED: 14/13 (PLAYOFFS: 0/0)



PRO: Quinton Spain was one of two rookie free agents to make the Titans' 53-man roster out of training camp in 2015. After playing sparingly at the beginning of his rookie campaign, he started the final six games at left guard. The 6-foot-4-inch, 330-pounder has the versatility to play both guard and tackle on the pro level. The Petersburg, Va., native was a two-time All-Big 12 selection during his tenure at West Virginia University.

CAREER HIGHLIGHTS:

- Spain started the final six games of his 2015 rookie season at left guard.
- Spain recorded his first NFL start 11 games into his rookie season on Nov. 29, 2015 against the Oakland Raiders.
- He made his professional debut against Buffalo on Oct. 11, 2015.

TITANS TIDBITS:

- Spain hosted his first NFL Skills Camp in Nashville in June 2016.

CAREER TRANSACTIONS:

- The Petersburg, Va., native was signed by the Titans as an undrafted free agent on May 11, 2015.

SEASON RECAPS:

2016 (7/7):

- Against Minnesota (9/11), started at left guard.
- At Detroit (9/18), started at left guard and blocked for an offense that amassed 363 total yards in a 16-15 comeback win.
- Against Oakland (9/25), started at left guard and was a part of an offensive line that helped produce 393 total yards and allow just one sack on 33 pass attempts.
- At Houston (10/2), started at left guard.
- At Miami (10/9), started at left guard and was a member of an offensive front that opened holes for Titans' rushers to gain 235 yards on the ground and did not allow a sack on 29 pass attempts.
- Against Cleveland (10/16), started at left guard and blocked for an offense that compiled a season-high 407 total yards, including 137 rushing yards.
- Against Indianapolis (10/23), started at left guard before leaving the game early in the second quarter with an injury.
- Against Jacksonville (10/27), was inactive.
- At San Diego (11/6), was inactive.

2015 (7/6): Played in seven games with six starts at left guard as a rookie. Was inactive for eight games and did not play in another contest. Made his first career NFL start at Oakland (11/29/15). Made his NFL debut as a reserve against Buffalo (10/11/15).

- Against Buffalo (10/11), played in his first career NFL game as a reserve at left guard when Taylor Lewan left the game briefly with an injury.
- Against Oakland (11/29), made his first career NFL start at left guard.
- Against Jacksonville (12/6), started at left guard and helped block for a Titans' offense that amassed 467 total yards.
- At N.Y. Jets (12/13), started at left guard.
- At New England (12/20), started at left guard.
- Against Houston (12/27), started at left guard. Moved to right tackle for one snap when Byron Bell left the game with an injury.
- At Indianapolis (1/3), started at left guard.

COLLEGE:

- Played in 50 career games with 38 starts at West Virginia and was a two-time All-Big 12 team honoree.
- As a senior (2014), started 12 games at left guard and was named All-Big

12 first team by ESPN.com, All-Big 12 second team by Associated Press and All-Big 12 honorable mention by the coaches. Was used on 1,084 plays, including 1,009 offensive plays. Helped pave the way for the offense to average 499.8 yards per game of total offense, 33.5 points per game, 182.8 rushing yards and 317.0 passing yards.

- As a junior (2013), named All-Big 12 Conference third team by Phil Steele and All-Big 12 Conference honorable mention by the coaches. Started all 12 games, the first four at left tackle and the final eight contests at left guard. Was used on 791 offensive plays, the second most on the offense.
- As a sophomore (2012), started all 13 games at left tackle. Also saw action at guard. Saw action in 967 of 998 offensive plays in 2012 and finished year No. 2 on the line with 57.5 knockdowns.
- As a redshirt freshman (2011), added depth at both tackle positions. Played in 13 games with one start and saw action on 266 plays. Only allowed one sack the entire season. Saw action in 30 or more plays in four games.
- As a freshman (2010), redshirted.

PERSONAL:

- Has a son, Kingston Lamar Spain.
- Attended Petersburg (Va.) High School and played in the U.S. Army All-American game.
- As a senior, scored four touchdowns as a fullback on goal line packages. Collected 103 tackles as a defensive tackle and forced seven fumbles and recovered five fumbles. Also recorded 23 tackles for loss, five sacks and had seven games with 10 or more tackles.
- Follow Spain on Twitter: @quinton_spain
- Follow Spain on Instagram: @mr.undrafted
- Born Quinton Lamar Spain on Aug. 7, 1991 in Petersburg, Va.

QUINTON SPAIN'S NFL STATISTICS

REGULAR SEASON

Year	Team	GP	GS
2015	Tennessee	7	6
2016	Tennessee	7	7
NFL Totals		14	13

Starts Breakdown:

2015 - LG 6; 2016 - LG 7

Additional Statistics

Tackles - 1 (2015)



55 SEAN SPENCE

LINEBACKER • 5'11" • 231 LBS • COLLEGE: MIAMI (FLA.)

ACQUIRED: UNRESTRICTED FREE AGENT (PIT) - 2016

NFL EXPERIENCE (NFL/TITANS): 5/1 • HOMETOWN: MIAMI, FLA.

GAMES PLAYED/GAMES STARTED: 40/16 (PLAYOFFS: 3/1)



PRO: The Titans signed Sean Spence as an unrestricted free agent during the 2016 offseason to bring depth and experience to the inside linebacker position. The 5-foot-11-inch, 231-pounder spent his first four NFL seasons with the Pittsburgh Steelers, including his initial three campaigns working with current Titans defensive coordinator Dick LeBeau. The University of Miami product missed the entirety of his first two pro seasons, but bounced back to play in 31 regular season games in his next two campaigns (2014-15). Spence's speed and athleticism allow him to roam the field from sideline to sideline and be disruptive against the run and the pass.

CAREER HIGHLIGHTS:

- In 2014, Spence played in all 16 games with nine starts and registered career-highs with 52 tackles, including a sack.

TITANS TIDBITS:

- Spence was the recipient of the Pittsburgh Steelers' Ed Block Courage Award in 2014.

CAREER TRANSACTIONS:

- The Miami, Fla., native was originally selected by the Pittsburgh Steelers in the third round (86th overall) of the 2012 NFL Draft.
- Signed by the Titans as an unrestricted free agent on March 16, 2016.

SEASON RECAPS:

2016 (9/3 - Tennessee): Tied for the team lead with seven special teams tackles. Ranks second on the squad with 52 tackles. Has tied for the team lead in tackles once in 2016 (at MIA). Has tied for the team lead in sacks once in 2016 (vs. CLE). Has led or tied for the team lead in special teams tackles three times in 2016 (vs. OAK, at MIA, vs. JAX). Tied for a career-high with eight tackles at Miami (10/9/16) and at Detroit (9/18/16).

- Against Minnesota (9/11), made his Titans debut as a reserve linebacker and collected four tackles, a quarterback pressure and a pass defensed. Broke up a pass intended for Kyle Rudolph in the first quarter. Teamed with Avery Williamson to stuff Adrian Peterson for a two-yard loss on the rush off left tackle in the second quarter.
- At Detroit (9/18), made his first start in a Titans uniform at linebacker and tied a career-high with eight tackles. Notched a special teams tackle on coverage units.
- Against Oakland (9/25), started at linebacker and tallied five tackles. Led the team with a career-high four special teams tackles.
- At Houston (10/2), played as a reserve at linebacker and recorded four tackles and two quarterback pressures.
- At Miami (10/9), saw action as a reserve at linebacker and tied for the team lead with eight tackles. Tied for the team lead with one special teams tackle on coverage units.
- Against Cleveland (10/16), played as a reserve at linebacker and notched five tackles, including a sack and two quarterback pressures. Dropped Cody Kessler for a two-yard sack late in the fourth quarter.
- Against Indianapolis (10/23), saw action as a reserve at linebacker and collected four tackles.
- Against Jacksonville (10/27), played as a reserve at linebacker and posted six tackles, a quarterback pressure and a pass defensed. Tied for the team lead with a special teams tackle. Broke up a pass intended for Marcedes Lewis in the fourth quarter.
- At San Diego (11/6), started at inside linebacker and tied a career-high with eight tackles, including two stops for loss. Stuffed Melvin Gordon for no gain on a rush up the middle in the third quarter. Stopped Gordon for no gain on a rush off right end late in the final stanza.

2015 (15/4, 2/0 - Pittsburgh): Played in 15 regular season games with four starts and notched 34 tackles and a sack. Posted three special teams tackles. Was inactive for one contest. Saw action as a reserve in both postseason contests.

- Against Baltimore (10/1), recorded his second career sack, taking down Joe Flacco.
- At San Diego (10/12), posted a career-high eight tackles.

2014 (16/9, 1/1 - Pittsburgh): Saw action in all 16 games with nine starts and posted 52 tackles, a sack, a fumble recovery and a pass defensed. Also collected three special teams tackles. Started in his postseason debut in the AFC Wild Card Game against Baltimore (1/3).

- Against Cleveland (9/7), made his NFL debut.
- At Jacksonville (10/5), recorded a season-high six tackles and his first career pass breakup.
- Against Houston (10/20), registered his first fumble recovery on defense on a fumble that was forced by Jason Worlds.
- Against Cincinnati (12/28), recorded his first career sack, a seven-yard takedown of Andy Dalton.
- Against Baltimore in the AFC Wild Card Game (1/3), registered a sack and forced fumble on Joe Flacco, both postseason firsts.

2013 (0/0 - Pittsburgh): Missed the entire season after being placed on the physically unable to perform list on Aug. 25, 2013 because of a knee injury.

2012 (0/0 - Pittsburgh): Missed the entire season after being placed on injured reserve on Aug. 31, 2012 because of a knee injury suffered in the preseason.

COLLEGE:

- Started 40 of 47 games at Miami (Fla.) and finished his career ranked 11th in school history with 318 tackles (170 solo) that included 10.5 sacks for minus-87 yards and 47.0 stops for losses totaling 164 yards. Forced four fumbles, recovered another, deflected nine passes and had a seven-yard interception return for a touchdown.
- Became the first Hurricane to record 100 tackles in consecutive seasons (111 in 2010 and 106 in 2011) since 2003 (Jonathan Vilma made 133 stops in 2002 and 127 in 2003) and is just one of six Hurricanes to ever record 100 tackles at least twice in a career.
- As a senior (2011), earned All-American fourth-team honors from Phil Steele, as the Butkus Award semifinalist. Was the recipient of the team's Captain's Award and Jack Hardin Most Outstanding Player Award. Earned All-Atlantic Coast Conference first-team honors from the Atlantic Coast Sports Media Association. Started the team's final 11 games and led the team with 106 tackles (54 solo), three sacks for minus 23 yards and a team-high 14 stops for losses of 39 yards. Finished fourth in the ACC with an average of 9.64 tackles per game. Also caused a fumble, deflected one pass and registered at least 10 tackles in six games.
- As a junior (2010), the team's Most Valuable Player earned second-team All-ACC honors from the Atlantic Coast Sports Media Association. One of seven Hurricanes to start all 13 games, the weakside linebacker finished second on the team and fifth in the conference with a career-high 111 tackles (59 solo) that included 2.5 sacks for minus 21 yards. Paced the Hurricanes and ranked fourth in the league with a career-high 17.0 stops for losses of 61 yards for a team that ranked 22nd in the nation in total defense (323.31 ypg). Caused two fumbles, recovered another and deflected six passes.
- As a sophomore (2009), started seven of the 10 games he appeared in

and finished with 36 tackles (19 solo). Finished with three sacks for minus 28 yards, 6.5 stops for losses of 33 yards and a quarterback pressure.

- As a freshman (2008), named a Freshman All-American selection by The Sporting News and College Football News. Was named the Atlantic Coast Conference Defensive Rookie of the Year by the Atlantic Coast Sports Media Association. Started the last nine games, finishing third on the team with 65 tackles (38 solo) that included two sacks and a team-high 9.5 stops for losses of 31 yards. Also caused a fumble and deflected a pass, scoring on a seven-yard interception return during his first career start against Florida State.
- Majored in general studies at Miami (Fla.).

PERSONAL:

- Attended Northwestern High School (Miami, Fla.) and was a four-star prospect, rated 13th among the nation's outside linebackers by Rivals.com.
- As a senior in 2007, the team's national championship campaign, he delivered 123 tackles with two interceptions and three sacks.
- Was rated the second-best outside linebacker in the country by ESPN and earned All-American honors from Prep State. Added all-state accolades from the Florida Sportswriters Association and ranked sixth on the Miami Herald South Florida Top 25. Was selected to the Atlanta Journal-Constitution Super Southern 100 team and competed in the inaugural

Under-Armour All-Star game

- During his junior campaign, the team compiled a 15-0 record, with the linebacker leading the state with 197 tackles that included 10 stops behind the line of scrimmage while picking off two more passes.
- Moved into the starting lineup as a sophomore, picking off a pair of passes while recording 96 tackles.
- Has one daughter, Summer Joy.
- Follow Spence on Twitter at @3Spence1.
- Born Sean Ryan Christopher Spence on June 7, 1990 in Miami, Fla.

SEAN SPENCE'S GAME-BY-GAME

2012 Pittsburgh Steelers

Date	Opp	W/L	P/S	Tot Solo	Asst	Sk	- Yds	QBP	TFL	Int	- Yds	-TD	PD	FF	FR	- Yds	SpT	
Placed on injured reserve on Aug. 31, 2012																		
Totals		0/0		0	0	0	0.0	0.0	0	0	0	0	0	0	0	0	0	0

2013 Pittsburgh Steelers

Date	Opp	W/L	P/S	Tot Solo	Asst	Sk	- Yds	QBP	TFL	Int	- Yds	-TD	PD	FF	FR	- Yds	SpT	
Placed on Physically Unable to Perform (PUP) List on Aug. 25, 2013																		
Totals		0/0		0	0	0	0.0	0.0	0	0	0	0	0	0	0	0	0	0

2014 Pittsburgh Steelers

Date	Opp	W/L	P/S	Tot Solo	Asst	Sk	- Yds	QBP	TFL	Int	- Yds	-TD	PD	FF	FR	- Yds	SpT
Sept 7	Cle	W	p	0	0	0	0.0	0.0	NA	NA	0	0	0	0	0	0	2
Sept 11	@ Bal	L	p	0	0	0	0.0	0.0	NA	NA	0	0	0	0	0	0	0
Sept 21	@ Car	W	p	2	2	0	0.0	0.0	NA	NA	0	0	0	0	0	0	1
Sept 28	TB	L	S	3	2	1	0.0	0.0	NA	NA	0	0	0	0	0	0	0
Oct 5	@ Jax	W	S	6	3	3	0.0	0.0	NA	NA	0	0	1	0	0	0	0
Oct 12	@ Cle	L	S	5	2	3	0.0	0.0	NA	NA	0	0	0	0	0	0	0
Oct 20	Hou	W	S	6	5	1	0.0	0.0	NA	NA	0	0	0	0	1	0	0
Oct 26	Ind	W	p	1	0	1	0.0	0.0	NA	NA	0	0	0	0	0	0	0
Nov 2	Bal	W	p	2	1	1	0.0	0.0	NA	NA	0	0	0	0	0	0	0
Nov 9	@ NYJ	L	p	6	2	4	0.0	0.0	NA	NA	0	0	0	0	0	0	0
Nov 17	@ Ten	W	S	5	2	3	0.0	0.0	NA	NA	0	0	0	0	0	0	0
Nov 30	NO	L	p	2	1	1	0.0	0.0	NA	NA	0	0	0	0	0	0	0
Dec 7	@ Cin	W	S	4	1	3	0.0	0.0	NA	NA	0	0	0	0	0	0	0
Dec 14	@ Atl	W	S	3	3	0	0.0	0.0	NA	NA	0	0	0	0	0	0	0
Dec 21	KC	W	S	3	3	0	0.0	0.0	NA	NA	0	0	0	0	0	0	0
Dec 28	Cin	W	S	4	2	2	1.0	7.0	NA	NA	0	0	0	0	0	0	0
Totals		11-5	16/9	52	29	23	1.0	7.0	NA	NA	0	0	1	0	1	0	3
Playoffs																	
Jan 3	Bal	L	S	2	1	1	1.0	13.0	NA	NA	0	0	0	1	0	0	NA
Totals		0-1	1/1	2	1	1	1.0	13.0	NA	NA	0	0	0	1	0	0	NA

2015 Pittsburgh Steelers

Date	Opp	W/L	P/S	Tot Solo	Asst	Sk	- Yds	QBP	TFL	Int	- Yds	-TD	PD	FF	FR	- Yds	SpT
Sept 10	@ NE	L	p	0	0	0	0.0	0.0	NA	NA	0	0	0	0	0	0	0
Sept 20	SF	W	p	1	0	1	0.0	0.0	NA	NA	0	0	0	0	0	0	1
Sept 27	@ StL	W	S	5	2	3	0.0	0.0	NA	NA	0	0	0	0	0	0	0

Oct 1	Bal	L	S	7	4	3	1.0	6.0	NA	NA	0	0	0	0	0	0	0
Oct 12	@ SD	W	S	8	8	0	0.0	0.0	NA	NA	0	0	0	0	0	0	0
Oct 18	Ari	W	S	4	4	0	0.0	0.0	NA	NA	0	0	0	0	0	0	0
Oct 25	@ KC	L	p	0	0	0	0.0	0.0	NA	NA	0	0	0	0	0	0	1
Nov 1	Cin	L	p	0	0	0	0.0	0.0	NA	NA	0	0	0	0	0	0	1
Nov 8	Oak	W	p	0	0	0	0.0	0.0	NA	NA	0	0	0	0	0	0	0
Nov 15	Cle	W	p	4	4	0	0.0	0.0	NA	NA	0	0	0	0	0	0	0
Nov 29	@ Sea	L	p	2	2	0	0.0	0.0	NA	NA	0	0	0	0	0	0	0
Dec 6	Ind	W	IA														
Dec 13	@ Cin	W	p	0	0	0	0.0	0.0	NA	NA	0	0	0	0	0	0	0
Dec 20	Den	W	p	1	1	0	0.0	0.0	NA	NA	0	0	0	0	0	0	0
Dec 27	@ Bal	L	p	1	1	0	0.0	0.0	NA	NA	0	0	0	0	0	0	0
Jan 3	@ Cle	W	p	1	1	0	0.0	0.0	NA	NA	0	0	0	0	0	0	0
Totals		10-6	15/4	34	27	7	1.0	6.0	NA	NA	0	0	0	0	0	0	3
Playoffs																	
Jan 9	@ Cin	W	p	0	0	0	0.0	0.0	NA	NA	0	0	0	0	0	0	NA
Jan 17	@ Den	L	p	0	0	0	0.0	0.0	NA	NA	0	0	0	0	0	0	NA
Totals		1-1	2/0	0	0	0	0.0	0.0	NA	NA	0	0	0	0	0	0	NA

2016 Tennessee Titans

Date	Opp	W/L	P/S	Tot Solo	Asst	Sk	- Yds	QBP	TFL	Int	- Yds	-TD	PD	FF	FR	- Yds	SpT
Sept 11	Min	L	p	4	1	3	0.0	0.0	1	0	0	0	1	0	0	0	0
Sept 18	@ Det	W	S	8	2	6	0.0	0.0	0	0	0	0	0	0	0	0	1
Sept 25	Oak	L	S	5	3	2	0.0	0.0	0	0	0	0	0	0	0	0	4
Oct 2	@ Hou	L	p	4	2	2	0.0	0.0	2	0	0	0	0	0	0	0	0
Oct 9	@ Mia	W	p	8	5	3	0.0	0.0	0	0	0	0	0	0	0	0	1
Oct 16	Cle	W	p	5	4	1	1.0	2.0	2	0	0	0	0	0	0	0	0
Oct 23	Ind	L	p	4	4	0	0.0	0.0	0	0	0	0	0	0	0	0	0
Oct 27	Jax	W	p	6	1	5	0.0	0.0	1	0	0	0	1	0	0	0	1
Nov 6	@ SD	L	S	8	4	4	0.0	0.0	0	2	0	0	0	0	0	0	0
Nov 13	GB																
Nov 20	@ Ind																
Nov 27	@ Chi																
Dec 11	Den																
Dec 18	@ KC																
Dec 24	@ Jax																
Jan 1	Hou																
Totals		4-5	9/3	52	26	26	1.0	2.0	6	2	0	0	2	0	0	0	7

SEAN SPENCE'S NFL STATISTICS

REGULAR SEASON		TACKLES									INTERCEPTIONS					FUMBLES			
Year	Team	GP	GS	Tot	Solo	Asst	Sk	Yds	QBP	TFL	No	Yds	Lg	TD	PD	FF	FR	Yds	SpT
2012	Pittsburgh	0	0	0	0	0	0.0	0.0	NA	NA	0	0	0	0	0	0	0	0	0
2013	Pittsburgh	0	0	0	0	0	0.0	0.0	NA	NA	0	0	0	0	0	0	0	0	0
2014	Pittsburgh	16	9	52	29	23	1.0	7.0	NA	NA	0	0	0	0	1	0	1	0	3
2015	Pittsburgh	15	4	34	27	7	1.0	6.0	NA	NA	0	0	0	0	0	0	0	0	3
2016	Tennessee	9	3	52	26	26	1.0	2.0	6	2	0	0	0	0	2	0	0	0	7
NFL Totals		40	16	138	82	56	3.0	15.0	6	2	0	0	0	0	3	0	1	0	13

PLAYOFFS		TACKLES									INTERCEPTIONS					FUMBLES			
Year	Team	GP	GS	Tot	Solo	Asst	Sk	Yds	QBP	TFL	No	Yds	Lg	TD	PD	FF	FR	Yds	SpT
2014	Pittsburgh	1	1	2	1	1	1.0	13.0	NA	NA	0	0	0	0	0	1	0	0	0
2015	Pittsburgh	2	0	0	0	0	0.0	0.0	NA	NA	0	0	0	0	0	0	0	0	0
NFL Totals		3	1	2	1	1	1.0	13.0	NA	NA	0	0	0	0	0	1	0	0	0

Single-Game Highs

Tackles - **8 (Four times, last at San Diego 11/6/16)**
 Sacks - **1 (Three times, last vs. Cleveland 10/16/16)**
 Passes Defensed - **1 (Three times, last vs. Jacksonville 10/27/16)**
 Fumble Recovery - 1 vs. Houston (10/20/14)
 Special Teams Tackles - **4 vs. Oakland (9/25/16)**

Playoff Single-Game Highs

Tackles - 2 vs. Baltimore (1/3/15)
 Sacks - 1 vs. Baltimore (1/3/15)
 Forced Fumble - 1 vs. Baltimore (1/3/15)



24 DAIMION STAFFORD

SAFETY • 6'1" • 218 LBS • COLLEGE: NEBRASKA
ACQUIRED: 7TH ROUND - 2013 • NFL EXPERIENCE (NFL/TITANS): 4/4
HOMETOWN: RIVERSIDE, CALIF.
GAMES PLAYED/GAMES STARTED: 56/7 (PLAYOFFS: 0/0)



Captain: 2016

PRO: The Titans selected hard-hitting, physical safety Daimion Stafford in the seventh round of the 2013 NFL Draft. In his first three seasons, Stafford appeared in all but one game as a key member of the special teams corps and as a reserve safety. His 34 special teams tackles during that time led the Titans. He developed a reputation as a sure tackler and playmaker during his two seasons at Chaffey (Rancho Cucamonga, Calif.) College and two seasons at the University of Nebraska.

CAREER HIGHLIGHTS:

- In 2015, Stafford played in all 16 games and set a career high with two starts.
- In 2014, Stafford led the team with 13 special teams tackles. He also tallied 33 tackles, a sack, two quarterback pressures, two tackles for loss, three passes defended and an interception as a reserve on defense.
- Stafford recorded his first career interception at Philadelphia on Nov. 23, 2014.
- In 2013, he was one of two Titans rookies, along with Chance Warmack, to play in all 16 games. Stafford ranked fourth on the team with 12 special teams tackles.
- As a senior at Nebraska, Stafford was named first-team All-Big Ten in a media poll after starting 14 games, leading the team with four interceptions and ranking second on the squad with 96 tackles.

TITANS TIDBITS:

- At Norco (Calif.) High School, his coach was Todd Gerhart, the father of NFL running back Toby Gerhart.
- Navigating through his youth was not always an easy process for Stafford and his two sisters. But thanks to the efforts of many, he persevered. Those that inspired and helped him included his mother, LaTanya Henderson; Norco High School guidance counselor Kristine McCollough; Norco football coach Todd Gerhart; and Daniel Kelley, the head of his "second family." Stafford spent time living with the Gerhart and Kelley families during high school.
- In his first game at Nebraska against Chattanooga, Stafford made a thunderous tackle and forced a fumble on the play. A replay of the hit on YouTube received over 60,000 views.

CAREER TRANSACTIONS:

- The Riverside, Calif., native was selected by the Titans in the seventh round (248th overall) of the 2013 NFL Draft.

SEASON RECAPS:

2016 (9/5): Has tied for the team lead in passes defended twice in 2016 (at DET, at MIA).

- Against Minnesota (9/11), played as a reserve at safety and on special teams. Collected three tackles on defense.
- At Detroit (9/18), saw significant action as a reserve at safety and posted four tackles, a stop for loss and a pass defended. Broke up a pass intended for Eric Ebron in the end zone late in the third quarter. Burst through the line and dropped Dewayne Washington for a two-yard loss on a rush off left end in the final stanza. Stuffed Theo Riddick for no gain on a short pass during the Lions' final drive in the fourth quarter.
- Against Oakland (9/25), played significant snaps as a reserve at safety and tallied three tackles. Stuffed Latavius Murray for no gain on a rush off right guard in the opening stanza.
- At Houston (10/2), started at safety and recorded a career-high seven tackles.
- At Miami (10/9), started at safety and registered three tackles and an interception. Sealed the Titans' 30-17 victory by intercepting a Ryan

Tannehill pass intended for Kenny Stills with 2:14 left to play in the fourth quarter.

- Against Cleveland (10/16), started at safety.
- Against Indianapolis (10/23), played as a reserve at safety and collected six tackles. Stuffed Frank Gore for no gain on a rush off right end in the third quarter.
- Against Jacksonville (10/27), started at safety and posted five tackles.
- At San Diego (11/6), started at safety and tallied five tackles, including a stop for loss. Stopped Melvin Gordon for no gain on a goal line rush up the middle in the third quarter.

2015 (16/2): Played in all 16 games with two starts at safety and registered 20 tackles, a sack, a quarterback pressure, a tackle for loss and five passes defended. Ranked fourth on the team with nine special teams tackles. Collected a fumble recovery on special teams coverage units. Made his first career start at safety against Atlanta (10/25/15). Tied for the team lead in sacks once in 2015 (vs. CAR). Tied for the team lead in passes defended twice (at NE, vs. HOU). Led or tied for the team lead in special teams tackles four times (vs. ATL, vs. CAR, at JAX, vs. HOU).

- At Tampa Bay (9/13), played as a reserve at safety and on special teams. Collected two tackles and a pass defended on defense and two special teams stops on coverage units. Deflected a fourth-and-16 pass intended for Vincent Jackson late in the fourth quarter.
- Against Atlanta (10/25), made his first career start at safety and amassed two tackles and a pass defended. Notched a special teams stop on coverage units. Broke up a pass intended for Jacob Tamme in the second stanza.
- Against Carolina (11/15), saw action as a reserve at safety and tallied two tackles, including a sack, a stop for loss and a quarterback pressure. Posted a special teams stop on coverage units. Halted a Panthers' drive by sacking Cam Newton for a 10-yard loss on third-and-eight in the second quarter. Teamed with Brian Orakpo to stuff Greg Olsen for a six-yard loss on a short pass in the second quarter.
- Against Oakland (11/29), saw action as a reserve at safety and recorded three tackles and a pass defended. Collected a tackle and a fumble recovery on special teams coverage units. Halted a Raiders' drive by breaking up a pass intended for Clive Walford on third-and-three in the first quarter. Recovered a Jeremy Ross fumble on a kickoff return that was forced by Tre McBride at the Raiders' 18-yard line in the third quarter.
- At New England (12/20), started at safety and tallied five tackles and a pass defended. Tipped a deep pass intended for Rob Gronkowski in the fourth quarter.

2014 (15/0): Appeared in 15 games as a reserve and led the team with a career-best 13 special teams tackles. Compiled career-highs with 33 tackles, an interception, a sack, two stops for loss, two quarterback pressures and three passes defended. Was inactive for one contest. Led or tied for the team lead in special teams tackles five times in 2014 (at KC, vs. JAX, vs. PIT, at JAX, vs. IND). Led or tied for the team lead in passes defended twice (at BAL, at PHI). Collected his first career interception at Philadelphia (11/23/14). Set a career-high with six tackles at Houston (11/30/14) and against Indianapolis (12/28/14).

- At Kansas City (9/7), played as a reserve on special teams and tied for the team lead with a career-high three special teams tackles. Stopped Cyrus Gray short of the first down on a fake punt in the third quarter. Tackled Knile Davis at the Chiefs' 17-yard line on a kickoff return in the fourth quarter.
- Against Jacksonville (10/12), saw significant action as a reserve safety and totaled three tackles. Tied for the team lead with a special teams stop.

- Against Houston (10/26), posted four tackles, including a sack, stop for loss and a quarterback pressure. Halted a Texans' drive by sacking Ryan Fitzpatrick for a 12-yard loss on third-and-12 late in the first quarter.
- At Baltimore (11/9), tied a then-career high with four tackles and a pass defended. Broke up a pass intended for Steve Smith late in the second quarter. Notched a special teams tackle on coverage units.
- Against Pittsburgh (11/17), saw significant action as a reserve safety and notched a then-career-high five tackles, including a stop for loss. Stuffed Dri Archer for a five-yard loss on a screen pass in the second quarter. Tied for the team lead with two special teams tackles.
- At Philadelphia (11/23), amassed two tackles and his first career interception. Posted two special teams tackles on coverage units. Broke up a pass intended for Jordan Matthews in the end zone on third-and-18 late in the first quarter. Halted an Eagles' drive by intercepting a Mark Sanchez pass intended for Zach Ertz on third-and-six in the third quarter.
- At Houston (11/30), played as a reserve at safety and notched a career-high six tackles.
- Against N.Y. Giants (12/7), left the game in the first quarter with an injury.
- Against Indianapolis (12/28), saw significant action as a reserve safety, tied a career high with six tackles and added a quarterback pressure. Tied for the team lead with two special teams tackles. Stuffed Zurlon Tipton for no gain on a rush off left guard in the fourth quarter.

2013 (16/0): Appeared in all 16 games as a reserve in his rookie campaign and ranked fourth on the team with 12 special teams tackles and recovered an onside kick. Posted a tackle on defense. Led or tied for the team lead in special teams tackles twice in 2013 (vs. JAX, at IND).

- At Pittsburgh (9/8), made his NFL debut as a reserve on special teams coverage units and tallied a special teams tackle.
- At Houston (9/15), played as a reserve and compiled two special teams tackles on coverage units.
- Against Jacksonville (11/10), led the team with two special teams tackles on coverage units. Stuffed Ace Sanders for a two-yard loss on a punt return in the first quarter.
- At Oakland (11/24), posted a solo special teams tackle. Forced a Jacoby Ford fumble on a punt return but the loose ball was recovered by the Raiders.
- At Indianapolis (12/1), tied for the team lead with two special teams tackles.
- At Denver (12/8), saw limited action as a reserve safety and totaled a solo tackle on defense. Collected a special teams stop.
- Against Arizona (12/15), compiled a solo special teams stop. Pounced on Rob Bironas' onside kick with 44 seconds left in the fourth quarter.

COLLEGE:

- Stafford attended Nebraska after being one of the most highly sought-after prospects in the junior-college ranks. He played in 21 total games at Chaffey College in Rancho Cucamonga, Calif., during the 2009 and 2010 seasons. Then, at Nebraska, he started 26 of 27 games and totaled 176 tackles, 1.5 sacks, a quarterback pressure, seven tackles for loss, four interceptions, 17 passes defended, three forced fumbles and two fumble recoveries. His 176 tackles in his two seasons at Nebraska made up the fourth-best total in school history among two-year players.
- As a senior (2012), named first-team All-Big Ten from the media, BTN, ESPN and Phil Steele, while earning second-team honors from the league's coaches. Started 14 games and ranked second on the team with 96 tackles. He had a team-high four interceptions and added four tackles for loss, a sack, seven passes defended, two forced fumbles and two fumble recoveries. Helped Nebraska lead the nation in opponent pass completion percentage, while ranking in the top 10 in pass efficiency defense and passing yards allowed.
- As a junior (2011), named honorable mention All-Big Ten by the media in his first season with the Cornhuskers. Totaled 80 tackles to rank third on the team and rank first among defensive backs. Added a team-high 10 pass breakups, along with three tackles for loss and a half sack.
- As a sophomore (2010), played in 11 games for Chaffey College and tied for the team lead with five interceptions. Ranked fourth on the squad with 62 tackles and added three tackles for loss, six total passes defended. Led the team with 17 kickoff returns for 475 yards (27.9 avg.), including a 100-yard touchdown return (11/13 vs. Antelope Valley), and also returned nine punts for 136 yards (15.1 avg.).
- As a freshman (2009), played in 10 games and finished second on the team with 85 tackles during his first season with the Chaffey College Panthers. Led the defense with four interceptions and added 1.5 tackles for loss, 10 passes defended, a forced fumble and a blocked kick. Also

returned 12 punts for 201 yards (16.8 avg.) and a touchdown and returned five kickoffs for 133 yards (26.6 avg.).

- Majored in sociology.

PERSONAL:

- Single, splits time between Nashville and Norco, Calif., with daughters Genesis, Sophia and Zaiya, and sons Isaac, Ian and Cameron.
- Attended Norco (Calif.) High School after transferring from Arlington (Riverside, Calif.) High School midway through his sophomore year.
- Nicknamed Daymo.
- On Twitter: @Daymo03
- On Instagram: @hybrid_39
- List of favorites: (movie) "Menace II Society"; (TV show) "Criminal Minds"; (actor) Denzel Washington; (music artist) Don Trip; (school subject) sociology; (car) Audi; (video game) Madden NFL Football; (food) hamburgers; (athlete as a child) Brian Dawkins; and (pro sports teams as a child) Los Angeles Clippers and Philadelphia Eagles.
- Born Daimion Jerome Stafford on Feb. 18, 1991 in Riverside, Calif.

DAIMION STAFFORD'S GAME-BY-GAME

2013 Tennessee Titans

Date	Opp	W/L	P/S	Tot Solo	Asst	Sk	- Yds	QBP	TFL	Int - Yds	-TD	PD	FF	FR - Yds	SpT
Sept 8	@ Pit	W	p	0	0	0	0.0	0.0	0	0	0	0	0	0	1
Sept 15	@ Hou	L	p	0	0	0	0.0	0.0	0	0	0	0	0	0	2
Sept 22	SD	W	p	0	0	0	0.0	0.0	0	0	0	0	0	0	0
Sept 29	NYJ	W	p	0	0	0	0.0	0.0	0	0	0	0	0	0	0
Oct 6	KC	L	p	0	0	0	0.0	0.0	0	0	0	0	0	0	0
Oct 13	@ Sea	L	p	0	0	0	0.0	0.0	0	0	0	0	0	0	1
Oct 20	SF	L	p	0	0	0	0.0	0.0	0	0	0	0	0	0	0
Nov 3	@ StL	W	p	0	0	0	0.0	0.0	0	0	0	0	0	0	0
Nov 10	Jax	L	p	0	0	0	0.0	0.0	0	0	0	0	0	0	2
Nov 14	Ind	L	p	0	0	0	0.0	0.0	0	0	0	0	0	0	1
Nov 24	@ Oak	W	p	0	0	0	0.0	0.0	0	0	0	0	0	0	1
Dec 1	@ Ind	L	p	0	0	0	0.0	0.0	0	0	0	0	0	0	2
Dec 8	@ Den	L	p	1	1	0	0.0	0.0	0	0	0	0	0	0	1
Dec 15	Ari	L	p	0	0	0	0.0	0.0	0	0	0	0	0	0	1
Dec 22	@ Jax	W	p	0	0	0	0.0	0.0	0	0	0	0	0	0	0
Dec 29	Hou	W	p	0	0	0	0.0	0.0	0	0	0	0	0	0	0
Totals			7-9	16/0	1	1	0	0.0	0.0	0	0	0	0	0	12

2014 Tennessee Titans

Date	Opp	W/L	P/S	Tot Solo	Asst	Sk	- Yds	QBP	TFL	Int - Yds	-TD	PD	FF	FR - Yds	SpT
Sept 7	@ KC	W	p	0	0	0	0.0	0.0	0	0	0	0	0	0	3
Sept 14	Dal	L	p	0	0	0	0.0	0.0	0	0	0	0	0	0	0
Sept 21	@ Cin	L	p	0	0	0	0.0	0.0	0	0	0	0	0	0	0
Sept 28	@ Ind	L	p	0	0	0	0.0	0.0	0	0	0	0	0	0	0
Oct 5	Cle	L	p	0	0	0	0.0	0.0	0	0	0	0	0	0	0
Oct 12	Jax	W	p	3	2	1	0.0	0.0	0	0	0	0	0	0	1
Oct 19	@ Was	L	p	2	0	2	0.0	0.0	0	0	0	0	0	0	0
Oct 26	Hou	L	p	4	2	2	1.0	12.0	1	1	0	0	0	0	0
Nov 9	@ Bal	L	p	4	4	0	0.0	0.0	0	0	0	1	0	0	1
Nov 17	Pit	L	p	5	3	2	0.0	0.0	0	1	0	0	0	0	2
Nov 23	@ Phi	L	p	2	2	0	0.0	0.0	0	0	1	33	0	2	0
Nov 30	@ Hou	L	p	6	5	1	0.0	0.0	0	0	0	0	0	0	0
Dec 7	NYG	L	p	0	0	0	0.0	0.0	0	0	0	0	0	0	0
Dec 14	NYJ	L	IA												
Dec 18	@ Jax	L	p	1	1	0	0.0	0.0	0	0	0	0	0	0	2
Dec 28	Ind	L	p	6	5	1	0.0	0.0	1	0	0	0	0	0	2
Totals			2-14	15/0	33	24	9	1.0	12.0	2	2	1	33	0	13

2015 Tennessee Titans

Date	Opp	W/L	P/S	Tot Solo	Asst	Sk	- Yds	QBP	TFL	Int - Yds	-TD	PD	FF	FR - Yds	SpT
Sept 13	@ TB	W	p	2	2	0	0.0	0.0	0	0	0	0	0	1	0
Sept 20	@ Cle	L	p	0	0	0	0.0	0.0	0	0	0	0	0	0	0
Sept 27	Ind	L	p	1	1	0	0.0	0.0	0	0	0	0	0	0	0
Oct 11	Buf	L	p	0	0	0	0.0	0.0	0	0	0	0	0	0	0
Oct 18	Mia	L	p	0	0	0	0.0	0.0	0	0	0	0	0	0	0
Oct 25	Atl	L	S	2	2	0	0.0	0.0	0	0	0	0	0	1	0
Nov 1	@ Hou	L	p	1	1	0	0.0	0.0	0	0	0	0	0	0	1
Nov 8	@ NO	W	p	0	0	0	0.0	0.0	0	0	0	0	0	0	0
Nov 15	Car	L	p	2	1	1	1.0	10.0	1	1	0	0	0	0	1
Nov 19	@ Jax	L	p	1	1	0	0.0	0.0	0	0	0	0	0	0	1
Nov 29	Oak	L	p	3	2	1	0.0	0.0	0	0	0	0	0	1	0
Dec 6	Jax	W	p	0	0	0	0.0	0.0	0	0	0	0	0	0	1
Dec 13	@ NYJ	L	p	2	1	1	0.0	0.0	0	0	0	0	0	0	0
Dec 20	@ NE	L	S	5	4	1	0.0	0.0	0	0	0	0	0	1	0
Dec 27	Hou	L	p	0	0	0	0.0	0.0	0	0	0	0	0	1	0
Jan 3	@ Ind	L	p	1	1	0	0.0	0.0	0	0	0	0	0	0	0
Totals			3-13	16/2	20	16	4	1.0	10.0	1	1	0	0	5	0

2016 Tennessee Titans

Date	Opp	W/L	P/S	Tot Solo	Asst	Sk	- Yds	QBP	TFL	Int - Yds	-TD	PD	FF	FR - Yds	SpT
Sept 11	Min	L	p	3	3	0	0.0	0.0	0	0	0	0	0	0	0
Sept 18	@ Det	W	p	4	1	3	0.0	0.0	0	1	0	0	0	1	0
Sept 25	Oak	L	p	3	3	0	0.0	0.0	0	0	0	0	0	0	0
Oct 2	@ Hou	L	S	7	6	1	0.0	0.0	0	0	0	0	0	0	0
Oct 9	@ Mia	W	S	3	1	2	0.0	0.0	0	0	1	4	0	1	0
Oct 16	Cle	W	S	0	0	0	0.0	0.0	0	0	0	0	0	0	0
Oct 23	Ind	L	p	6	5	1	0.0	0.0	0	0	0	0	0	0	0
Oct 27	Jax	W	S	5	5	0	0.0	0.0	0	0	0	0	0	0	0
Nov 6	@ SD	L	S	5	3	2	0.0	0.0	0	1	0	0	0	0	0
Nov 13	GB														
Nov 20	@ Ind														
Nov 27	@ Chi														
Dec 11	Den														
Dec 18	@ KC														
Dec 24	@ Jax														
Jan 1	Hou														
Totals			4-5	9/5	36	27	9	0.0	0.0	0	2	1	4	0	2

DAIMION STAFFORD'S NFL STATISTICS

REGULAR SEASON


Year	Team	GP	GS	TACKLES				INTERCEPTIONS					FUMBLES						
				Tot	Solo	Asst	Sk	Yds	QBP	TFL	No	Yds	Lg	TD	PD	FF	FR	Yds	SpT
2013	Tennessee	16	0	1	1	0	0.0	0.0	0	0	0	0	0	0	0	0	0	0	12
2014	Tennessee	15	0	33	24	9	1.0	12.0	2	2	1	33	33	0	3	0	0	0	13
2015	Tennessee	16	2	20	16	4	1.0	10.0	1	1	0	0	0	0	5	0	0	0	9
2016	Tennessee	9	5	36	27	9	0.0	0.0	0	2	1	4	4	0	2	0	0	0	0
NFL Totals		56	7	90	68	22	2.0	22.0	3	5	2	37	33	0	10	0	0	0	34

Single-Game Highs

Tackles - **7 at Houston (10/2/16)**
 Interceptions - **1 (Twice, last at Miami 10/9/16)**
 Sacks - **1 (Twice, last vs. Carolina 11/15/15)**
 Special Teams Tackles - **3 at Kansas City (9/7/14)**

Additional Career Statistics

Onside Recovery - **1 vs. Arizona (12/15/13)**
 Special Teams Forced Fumble - **1 at Oakland (11/24/13)**
 Special Teams Fumble Recovery - **1 vs. Oakland (11/29/15)**



4 RYAN SUCCOP

KICKER • 6'2" • 218 LBS • COLLEGE: SOUTH CAROLINA
ACQUIRED: FREE AGENT - 2014 • NFL EXPERIENCE (NFL/TITANS): 8/3
HOMETOWN: HICKORY, N.C.
GAMES PLAYED/GAMES STARTED: 121/0 (PLAYOFFS: 2/0)



PRO: A powerful right-footed kicker in his eighth NFL campaign, Ryan Succop joined the Titans prior to the start of the 2014 regular season. Succop arrived in Tennessee after five seasons with the Kansas City Chiefs where he posted four 100-plus point seasons and connected on 81 percent of his field goal attempts. In his first two seasons (2014-15) with the Titans, the University of South Carolina product made good on 86.8 percent of his field goals. In 2013, he tallied career highs for points (118) and touchbacks (47), and also posted the second-best percentage of his career for field goals made inside of 50 yards, connecting on 87.5 percent (21-24) of those attempts.

CAREER HIGHLIGHTS:

- In 2015, Succop set a career-best by connecting on 87.5 percent of his kicks (14 of 16 field goals) and recording 43 touchbacks, the second-most of his career.
- In 2014, Succop played in all 16 games in his first season with the Titans and connected on a then career-high 86.4 percent of his field goals. He converted 19 of 22 field goals and all 27 extra point attempts for 84 points.
- Succop has appeared in two postseason contests, making all three field goals attempted and all six extra points for 15 points.
- In 2013, posted 118 points, setting a new single-season career-high for points, passing his old mark of 104 set in his rookie season in 2009.
- Set a Chiefs franchise record for most points in a postseason game, accounting for 14 points in the Chiefs 2013 AFC Wild Card Game at Indianapolis (1/4/14).
- In 2009, Succop converted 86.2 percent of his field goals (25 of 29), tying as the highest make percentage by a rookie since the AFL-NFL merger (min. 20 attempts). He also led all NFL rookies with 104 points.
- Succop was named All-Rookie from Pro Football Weekly/PFWA and was voted the Chiefs' 2009 Mack Lee Hill Award winner by his peers for his rookie success.
- Succop set a career high and a Chiefs franchise single-game record by converting all six field goals he attempted at New Orleans (9/23/12).

TITANS TIDBITS:

- Succop was given the title "Mr. Irrelevant" after being selected with the final pick (256th overall) of the 2009 NFL Draft.
- Succop caddied for his friend, Wesley Bryan, at the 2016 Nashville Golf Open, a Web.com event at Nashville Golf & Athletic Club. Succop and Bryan went to school together at the University of South Carolina.
- Succop registered 104 career goals and was a four-time all-conference and two-time all-state soccer selection at Hickory (N.C.) High School.
- Succop handled both the kicking and punting duties during his sophomore and junior seasons at South Carolina.

CAREER TRANSACTIONS:

- The Hickory, N.C., native was originally selected by the Kansas City Chiefs in the seventh round (256th overall) of the 2009 NFL Draft.
- Released by the Chiefs on Aug. 30, 2014.
- Signed by the Titans as a free agent on Sept. 2, 2014.

SEASON RECAPS:

2016 (9/0 - Tennessee): Has made 28 consecutive successful field goals from inside 50 yards, dating back to 2014, which is a franchise record.

- Against Minnesota (9/11), connected on his lone field goal attempt (28) and his only extra point try. Registered four kickoffs with two touchbacks and a failed onside attempt. Gave the Titans a 3-0 lead with a 28-yard field

goal with 4:45 remaining in the first quarter.

- At Detroit (9/18), made good on one of two field goals (46) and his lone extra point chance. Cut the Lions' lead to 9-3 with a 46-yard field goal with 12:03 left to play in the second quarter.
- Against Oakland (9/25), connected on his lone field goal (34) and his lone extra point chance. Gave the Titans a 3-0 lead with a 34-yard field goal with 9:50 remaining in the first quarter.
- At Houston (10/2), made good on both field goals (48, 26) and both extra point attempts. Boomed four touchbacks on kickoffs. Cut the Texans' lead to 14-3 with a 48-yard field goal with 2:36 left to play in the first quarter. Evened the score at 20-20 with a 26-yard field goal midway through the third quarter.
- At Miami (10/9), connected on his lone field goal (40) and three of four extra point chances. Drilled a 40-yard field goal to increase the lead to 24-14 with 10:33 left to play in the third quarter.
- Against Cleveland (10/16), made good on all four extra point chances. Missed a 58-yard field goal just before halftime.
- Against Indianapolis (10/23), connected on both field goals (48, 44) and two extra point chances. Gave the Titans a 23-20 lead with a 48-yard field goal with 6:02 left to play in the game. Cut the Colts' lead to 34-26 with a 44-yard field goal with 43 seconds left to play in the game. The two scores extended his streak to 25 consecutive made field goals on attempts inside 50 yards, which broke Al Del Greco's franchise record of 24 straight that was set from 1995-1996.
- Against Jacksonville (10/27), made good on all three field goals (32, 22, 33) and three of four extra point tries. Gave the Titans an early 3-0 lead with a 32-yard field goal with 3:31 left to play in the first quarter. Concluded the first half scoring with a 22-yard field goal as time expired to give the Titans a 27-0 halftime lead. Nailed a 33-yard field goal and increased the Titans lead to 36-8 with 12:32 left to play in the game.
- At San Diego (11/6), connected on all five extra point tries while booting six touchbacks on six kickoffs.

2015 (16/0 - Tennessee): Saw action in all 16 games and made 14 of 16 field goals and 29 of 31 extra point chances. Posted 43 touchbacks on kickoffs. Played in his 100th career regular season game against Buffalo (10/11/15). Connected on his 200th career extra point against Miami (10/18/15).

- Against Indianapolis (9/27), nailed both field goals (38, 21) and all three extra point chances. Booted six touchbacks on seven kickoffs, with the only other kickoff being a failed onside try. Nailed a 38-yard field goal to cut the Colts lead to 14-3 with 8:29 left to play in the second quarter. Extended the Titans lead to 27-14 with a 21-yard field goal with 3:04 left to play in the third quarter.
- Against Buffalo (10/11), played in his 100th career regular season game and made both field goals (21, 41) and his lone extra point chance. Gave the Titans a 3-0 advantage with a 21-yard field goal with 14:09 left to play in the second quarter. Increased the Titans' lead to 13-7 with a 41-yard field goal with 9:36 left to play in the fourth quarter.
- Against Miami (10/18), made good on his lone field goal (37) and connected on his 200th career extra point. Cut the Dolphins' lead to 7-3 with a 37-yard field goal with 5:28 left to play in the opening quarter.
- At Houston (11/1), made good on both field goal chances (35, 44). Gave the Titans a 3-0 lead with a 35-yard field goal with 9:05 remaining in the first quarter. Cut the Texans' lead to 10-6 with a 44-yard field goal midway through the third quarter.
- At New Orleans (11/8), connected on two of three field goals (51, 29) and both extra point tries. Cut the Saints' lead to 7-3 with a 51-yard field goal with 6:58 left to play in the first quarter. Nailed a 29-yard field goal with 7:17

left to play in the third quarter to cut the Saints' lead to 21-20.

- At Jacksonville (11/19), connected on two of three field goals (47, 49) while missing from 53 yards out. Made good on his lone extra point chance. Gave the Titans a 3-0 lead with a 47-yard field goal during the Titans' opening drive in the first quarter. Gave the Titans a 6-3 advantage with a 49-yard field goal with 10:58 remaining in the second quarter.
- Against Jacksonville (12/6), tied a career-high with six extra point connections.

2014 (16/0 - Tennessee): Played in all 16 games in his first season with the Titans and made good on a career-high 86.4 percent of his field goals. Connected on 19 of 22 field goals and all 27 extra point attempts for 84 points. Registered 31 touchbacks on 65 kickoffs.

- At Kansas City (9/7), made his Titans' debut and connected on all four field goals (36, 31, 46, 47) and both extra point chances against his former team. Booted four touchbacks on seven kickoffs. Gave the Titans a 10-3 halftime lead with a 36-yard field goal with seven seconds left to play in the second stanza. Connected on a 31-yard field goal in the third stanza. Extended the Titans' lead to 23-3 with a 46-yard field goal with 12:39 left to play in the fourth quarter. Concluded the scoring with a 47-yard field goal with 4:50 remaining in the game.
- Against Dallas (9/14), made good on his lone field goal attempt (47) and his only extra point chance. Nailed a 47-yard field goal with 10:57 left to play in the third quarter.
- Against Jacksonville (10/12), made good on all three field goal attempts (25, 21, 42) and his lone extra point chance. Cut the Jaguars' lead to 7-3 with a 25-yard field goal with 44 seconds left to play in the first quarter. Extended the Titans' lead to 13-7 with a 21-yard field goal midway through the third quarter. Gave the Titans a 16-7 advantage with a 42-yard field goal with 14:49 left to play in the fourth quarter.
- Against N.Y. Jets (12/14), made good on all three field goal attempts (40, 33, 51). Gave the Titans an early 3-0 lead with a 40-yard field goal with 3:16 remaining in the first quarter. Extended the Titans' lead to 8-3 with a 33-yard field goal with 6:03 left to play in the third quarter. Nailed a season-long 51-yard field goal to give the Titans an 11-10 lead late in the third stanza.
- At Jacksonville (12/18), connected on both field goals (50, 23) and his lone extra point chance. Extended the Titans' lead to 10-0 with a 50-yard field goal with 3:46 left to play in the first half. Cut the Jaguars' lead to 21-13 with a 23-yard field goal with 6:06 left to play in the fourth quarter.

2013 (16/0, 1/0 - Kansas City): Appeared in all 16 games, making all 52 extra points and 22 of 28 field goals (78.6 percent) for a career-high 118 points.

- At Indianapolis (1/4), converted all three field goals and all five PATs for a Chiefs franchise single-game postseason record 14 points in an AFC Wild Card Game.

2012 (16/0 - Kansas City): Appeared in 16 contests, converting 28 of 34 field goals (82.4 percent) and all 17 extra points for 101 points and had two special teams tackles.

- At New Orleans (9/23), connected on six of six field goals and one PAT for 19 points, setting a new franchise single-game record for most field goals converted and setting a career high for most points in a single game.
- Against Oakland (10/28), made all three field goal attempts, including a season-long 52-yard attempt, and one PAT for 10 points.
- Against Denver (11/25), hit all three field goals for nine points and had two special teams stops.
- Against Carolina (12/2), converted both field goals, including one from 52 yards, and three PATs for nine points.

2011 (16/0 - Kansas City): Appeared in 16 games, connecting on 24 of 30 field goals and all 20 extra points for a team-high 92 points. Had a career-long streak of 22 consecutive field goals made starting against Minnesota (10/2) before having a kick blocked against Oakland (12/24). Had 31 touchbacks to rank 10th in the AFC and his 80 percent field goal percentage ranked 10th in the AFC.

- Against Minnesota (10/2), converted all five of his field goals and one PAT for a career-high 16 points and had five touchbacks to earn AFC Special Teams Player of the Week honors. Also converted a career-long 54-yard field goal, tied a Chiefs record with five made field goals and became the third Chiefs kicker to convert two 50-plus-yard field goals in one game.
- Against San Diego (10/31), made good on all three of his field goals, including a game-winning 30-yard effort in overtime.

- Against N.Y. Jets (12/11), connected on a 53-yard field goal.
- Against Green Bay (12/18), made all four field goals and one PAT for 13 points and had three touchbacks, earning AFC Special Teams Player of the Week honors for the second time during the season.

2010 (16/0, 1/0 - Kansas City): Played in 16 games as the club's kicker and converted 20 of 26 field goals and all 42 extra points for 102 points. Landed 52 of his 78 kickoffs inside the 10-yard line. Had two special teams tackles • Against Buffalo (10/31), nailed a game-winning 35-yard field goal as time expired in overtime.

- At St. Louis (12/19), tied a then career long with a 53-yard field goal.

2009 (16/0 - Kansas City): Handled place-kicking duties in all 16 games and connected on 25 of 29 field goals (86.2 percent) and all 29 of his extra points for a team-high 104 points. Landed 59 of his 75 kickoffs inside the 10-yard line with seven touchbacks. Also had one special teams tackle. Named the club's Mack Lee Hill Award winner, an honor bestowed on Kansas City's top rookie or first-year player. Earned All-Rookie honors from Pro Football Weekly/PFWA. Produced an 86.2 field goal percentage, tying as the highest make percentage by a rookie since the AFL-NFL merger (min. 20 attempts). His 86.2 field goal percentage ranked sixth in the AFC and 10th in the NFL. Was one of five kickers in the AFC and one of seven kickers in the NFL to not miss from inside 40 yards, going 17-17. Led all NFL rookies with 104 points and tied for 10th in the AFC with seven touchbacks. Ranked first in Chiefs history among rookies with 25 made field goals, while his 29 field goal attempts were third in team annals among rookies.

- At Baltimore (9/13), hit a 53-yard field goal and three PATs for six points in his first NFL gameHis 53-yard field goal was the longest made field goal by a rookie kicker on his first regular season NFL attempt since Baltimore's Steve Hauschka hit a 54-yard field goal at Houston (11/9/08).
- At Washington (10/18), hit a season-high four field goals (39, 46, 46 and 24 yards) for 12 points.
- Against Pittsburgh (11/22), hit a 22-yard game-winning field goal in overtime.
- At Denver (1/3), made all three of his field goals and five PATs for a season-best 14 points.

COLLEGE:

- Played in 50 games at South Carolina, hitting 49 of 69 field goals (71.0 percent) with a career long of 55 yards. Converted 104 of 106 PATs and racked up a total of 251 points, the second-highest total in school history.
- Spent his sophomore and junior seasons handling both the kicking and punting duties. Had 85 punts for 3,597 yards (42.3 gross, 34.9 net) with 21 kicks inside the 20 and three touchbacks. Had 69 touchbacks on 192 kickoffs.
- Played in 13 games his senior campaign in 2008, earning honorable mention All-Southeastern Conference honors. Connected on 20 of 30 field goals, leading the SEC in both makes and attempts. Converted all 30 of his PATs for 90 points. Had 25 touchbacks on kickoffs. Finished the season fourth in the SEC in field goal percentage (66.7 percent) and ninth in scoring (6.9 ppg).
- Appeared in 12 games as a kicker and punter as a junior in 2007 and converted 13 of 17 field goals and all 37 of his PATs for 76 points. Had 56 punts for 2,330 yards (41.6 gross, 34.4 net), landing 15 inside the 20. Named honorable mention All-SEC.
- Saw action in 13 contests his sophomore season in 2006. Earned second-team All-SEC honors and was a semi-finalist for the Lou Groza Award. Connected on 16 of 20 field goals and 37 of 39 PATs for a team-high 85 points. Had 29 punts for 1,267 yards (43.7 gross, 36.0 net) with six inside the 20 and three touchbacks. Had 29 touchbacks on kickoffs.
- Played in all 12 games as a true freshman in 2005. Missed his only two field goal attempts. Had 29 touchbacks on kickoffs.
- Majored in Finance and Real Estate at South Carolina.

PERSONAL:

- Married to Paige and the couple splits time between Nashville and Charleston, S.C.
- Was a four-time all-conference and two-time all-state selection at Hickory (N.C.) High School.
- Was a three-time conference Special Teams Player of the Year. Converted 12 of 14 field goals and all 42 of his PATs for 78 points while

averaging 41 yards per punt and had 98.0 percent of his kickoffs go for touchbacks as a senior.

- Was a three-time all-state selection in soccer with 104 career goals.
- Last name is pronounced Suck-up.
- Follow Succop on Twitter at @ryansuccop.

• Born Ryan Barrow Succop on Sept. 19, 1986 in Hickory N.C.

RYAN SUCCOP'S GAME-BY-GAME

2009 Kansas City Chiefs

Date	Opp	W/L	PAT		FG			1-19		20-29		30-39		40-49		50+		LG	Pts	Kick-by-Kick	Kickoffs			
			Ma	Att	Ma	Att	Pct	Ma	Att	Ma	Att	Ma	Att	Ma	Att	Ma	Att				No	InEZ	TB	PctTB
Sept 13	@ Bal	L	3	3	1	1	100.0	0	0	0	0	0	0	0	0	0	53	6	53	5	2	1	20.0	
Sept 20	Oak	L	1	1	1	1	100.0	0	0	1	1	0	0	0	0	0	23	4	23	2	0	0	0.0	
Sept 27	@ Phi	L	2	2	0	0	-	0	0	0	0	0	0	0	0	0	-	2		2	1	0	0.0	
Oct 4	NYG	L	1	1	1	1	100.0	0	0	0	0	1	1	0	0	0	34	4	34	2	2	2	100.0	
Oct 11	Dal	L	2	2	2	3	66.7	0	0	0	0	1	1	1	1	0	1	47	8	47, 38, 53b	5	1	0	0.0
Oct 18	@ Was	W	0	0	4	4	100.0	0	0	1	1	1	1	2	2	0	46	12	39, 46, 46, 24	5	2	0	0.0	
Oct 25	SD	L	1	1	0	1	0.0	0	0	0	0	0	0	0	1	0	0	-	1	43n	2	2	0	0.0
Nov 8	@ Jax	L	1	1	2	3	66.7	0	0	1	1	0	0	1	1	0	1	45	7	45, 21, 56n	3	3	1	33.3
Nov 15	@ Oak	W	1	1	3	4	75.0	0	0	1	1	1	1	0	0	1	2	50	10	50, 25, 52n, 31	5	0	0	0.0
Nov 22	Pit	W	3	3	2	2	100.0	0	0	2	2	0	0	0	0	0	27	9	27, 22	6	4	2	33.3	
Nov 29	@ SD	L	2	2	0	0	-	0	0	0	0	0	0	0	0	0	-	2		3	1	0	0.0	
Dec 6	Den	L	1	1	2	2	100.0	0	0	1	1	0	0	1	1	0	47	7	22, 47	4	0	0	0.0	
Dec 13	Buf	L	1	1	1	1	100.0	0	0	1	1	0	0	0	0	0	21	4	21	3	2	0	0.0	
Dec 20	Cle	L	4	4	2	2	100.0	0	0	1	1	1	1	0	0	0	30	10	30, 27	7	3	0	0.0	
Dec 27	@ Cin	L	1	1	1	1	100.0	0	0	0	0	1	1	0	0	0	30	4	30	3	1	0	0.0	
Jan 3	@ Den	W	5	5	3	3	100.0	0	0	1	1	1	1	1	1	0	47	14	20, 36, 47	9	5	1	11.1	
Totals			4-12	29	29	25	29	86.2	0	0	10	10	7	7	6	7	2	5	53	104	66	29	7	10.6

2010 Kansas City Chiefs

Date	Opp	W/L	PAT		FG			1-19		20-29		30-39		40-49		50+		LG	Pts	Kick-by-Kick	Kickoffs			
			Ma	Att	Ma	Att	Pct	Ma	Att	Ma	Att	Ma	Att	Ma	Att	Ma	Att				No	InEZ	TB	PctTB
Sept 13	SD	W	3	3	0	0	-	0	0	0	0	0	0	0	0	0	0	-	3		4	2	2	50.0
Sept 19	@ Cle	W	1	1	3	3	100.0	0	0	2	2	1	1	0	0	0	0	35	10	35, 26, 23	5	0	0	0.0
Sept 26	SF	W	4	4	1	2	50.0	0	0	0	0	1	2	0	0	0	32	7	38n, 32	5	1	1	20.0	
Oct 10	@ Ind	L	0	0	3	4	75.0	0	0	0	0	1	1	2	2	0	1	45	9	45, 35, 43, 51n	3	2	0	0.0
Oct 17	@ Hou	L	4	4	1	1	100.0	0	0	1	1	0	0	0	0	0	24	7	24	6	3	1	16.7	
Oct 24	Jax	W	6	6	0	0	-	0	0	0	0	0	0	0	0	0	0	-	6		7	0	0	0.0
Oct 31	Buf	W	1	1	2	3	66.7	0	0	1	1	1	2	0	0	0	35	7	28, 39n, 35	4	2	1	25.0	
Nov 7	@ Oak	L	2	2	2	2	100.0	0	0	1	1	0	0	1	1	0	43	8	43, 25	5	2	0	0.0	
Nov 14	@ Den	L	2	2	1	2	50.0	0	0	0	0	0	0	1	1	0	1	40	5	52n, 40	4	3	1	25.0
Nov 21	Ari	W	4	4	1	1	100.0	0	0	1	1	0	0	0	0	0	23	7	23	6	5	2	33.3	
Nov 28	@ Sea	W	6	6	0	1	0.0	0	0	0	0	0	0	0	1	0	0	-	6	43b	7	0	0	0.0
Dec 5	Den	W	1	1	1	1	100.0	0	0	0	0	0	0	1	1	0	47	4	47	3	0	0	0.0	
Dec 12	@ SD	L	0	0	0	0	-	0	0	0	0	0	0	0	0	0	-	0		1	1	0	0.0	
Dec 19	@ StL	W	3	3	2	2	100.0	0	0	0	0	1	1	0	0	1	1	53	9	53, 38	6	4	0	0.0
Dec 26	Ten	W	4	4	2	3	66.7	0	0	0	0	1	1	1	2	0	42	10	35, 47n, 42	7	0	0	0.0	
Jan 2	Oak	L	1	1	1	1	100.0	0	0	0	0	1	1	0	0	0	30	4	30	3	0	0	0.0	
Totals			10-6	42	42	20	26	76.9	0	0	6	6	7	9	6	8	1	3	53	102	76	25	8	10.5
Playoffs																								
Jan 9	Bal	L	1	1	0	0	0.0	0	0	0	0	0	0	0	0	0	0	-	1		2	1	1	50.0
Totals			0-1	1	1	0	0	0.0	0	0	0	0	0	0	0	0	0	-	1		2	1	1	50.0

2011 Kansas City Chiefs

Date	Opp	W/L	PAT		FG			1-19		20-29		30-39		40-49		50+		LG	Pts	Kick-by-Kick	Kickoffs			
			Ma	Att	Ma	Att	Pct	Ma	Att	Ma	Att	Ma	Att	Ma	Att	Ma	Att				No	InEZ	TB	PctTB
Sept 11	Buf	L	1	1	0	1	0.0	0	0	0	0	0	0	1	0	0	0	-	1	49n	2	2	1	50.0
Sept 18	@ Det	L	0	0	1	2	50.0	0	0	0	0	1	1	0	1	0	0	33	3	33, 44n	2	2	2	100.0
Sept 25	@ SD	L	2	2	1	2	50.0	0	0	0	0	1	2	0	0	0	33	5	38n, 33	4	2	2	50.0	
Oct 2	Min	W	1	1	5	5	100.0	0	0	2	2	0	0	1	1	2	2	54	16	40, 24, 51, 54, 22	6	6	4	66.7
Oct 9	@ Ind	W	0	0	0	0	-	0	0	0	0	0	0	0	0	0	0	-	0		5	4	4	80.0
Oct 23	@ Oak	W	4	4	0	0	-	0	0	0	0	0	0	0	0	0	0	-	4		5	4	4	80.0
Oct 31	SD	W	2	2	3	3	100.0	0	0	0	0	2	2	1	1	0	0	47	11	36, 47, 30	6	5	4	66.7
Nov 6	Mia	L	0	0	1	1	100.0	0	0	0	0	0	0	1	1	0	43	3	43	2	2	2	100.0	
Nov 13	Den	L	1	1	1	1	100.0	0	0	0	0	1	1	0	0	0	32	4	32	2	2	2	100.0	
Nov 21	@ NE	L	0	0	1	1	100.0	0	0	1	1	0	0	0	0	0	26	3	26	1	1	0	0.0	
Nov 27	Pit	L	0	0	3	3	100.0	0	0	0	0	0	0	3	3	0	49	9	41, 49, 40	4	2	0	0.0	
Dec 4	@ Chi	W	1	1	1	1	100.0	0	0	1	1	0	0	0	0	0	21	4	21	2	0	0	0.0	
Dec 11	@ NYJ	L	1	1	1	1	100.0	0	0	0	0	0	0	0	0	1	1	53	4	53	2	1	0	0.0
Dec 18	GB	W	1	1	4	4	100.0	1	1	1	1	1	1	1	1	0	46	13	19, 32, 46, 20	6	5	3	50.0	
Dec 24	Oak	L	1	1	2	4	50.0	0	0	2	2	0	0	0	2	0	23	7	23, 49b, 20, 49b	5	4	2	40.0	
Jan 1	@ Den	W	1	1	0	1	0.0	0	0	0	0	0	0	0	1	0	0	-	1	44n	2	2	1	50.0
Totals			7-9	20	20	24	30	80.0	1	1	7	7	6	7	7	12	3	3	54	92	56	44	31	55.4

RYAN SUCCOP'S TITANS GAME-BY-GAME CONT.

2012 Kansas City Chiefs

Date	Opp	W/L	PAT		FG			1-19		20-29		30-39		40-49		50+		LG	Pts	Kick-by-Kick	Kickoffs				
			Ma	Att	Ma	Att	Pct	Ma	Att	Ma	Att	Ma	Att	Ma	Att	Ma	Att				No	InEZ	TB	PctTB	
Sept 9	Atl	L	3	3	1	2	50.0	0	0	0	0	1	1	0	1	0	0	39	6	39, 40n	5	5	2	40.0	
Sept 16	@ Buf	L	2	2	1	1	100.0	0	0	0	0	1	1	0	0	0	0	33	5	33	4	3	3	75.0	
Sept 23	@ NO	W	1	1	6	6	100.0	0	0	1	1	3	3	2	2	0	0	45	19	25, 45, 34, 38, 43, 31	7	6	2	28.6	
Sept 30	SD	L	2	2	0	0	-	0	0	0	0	0	0	0	0	0	0	-	2		4	4	2	50.0	
Oct 7	Bal	L	0	0	2	2	100.0	0	0	0	0	2	2	0	0	0	0	31	6	30, 31	3	3	1	33.3	
Oct 14	@ TB	L	1	1	1	1	100.0	0	0	0	0	1	1	0	0	0	0	38	4	38	3	3	1	33.3	
Oct 28	Oak	L	1	1	3	3	100.0	0	0	0	0	1	1	1	1	1	1	52	10	30, 42, 52	4	3	2	50.0	
Nov 1	@ SD	L	1	1	2	3	66.7	0	0	0	0	0	1	2	2	0	0	49	7	49, 39n, 41	3	3	2	66.7	
Nov 12	@ Pit	L	1	1	2	3	66.7	0	0	1	1	0	1	1	1	0	0	46	7	22, 33n, 46	3	2	1	33.3	
Nov 18	Cin	L	0	0	2	2	100.0	0	0	0	0	2	2	0	0	0	0	34	6	34, 33	2	2	1	50.0	
Nov 25	Den	L	0	0	3	3	100.0	0	0	1	1	1	1	1	1	0	0	49	9	34, 22, 49	4	4	2	50.0	
Dec 2	Car	W	3	3	2	2	100.0	0	0	0	0	0	0	1	1	1	1	52	9	42, 52	5	4	3	60.0	
Dec 9	@ Cle	L	1	1	0	1	0.0	0	0	0	1	0	0	0	0	0	0	-	1	27n	2	0	0	0.0	
Dec 16	@ Oak	L	0	0	0	0	-	0	0	0	0	0	0	0	0	0	0	-	0		1	1	1	100.0	
Dec 23	Ind	L	1	1	2	3	66.7	0	0	0	0	0	0	2	3	0	0	47	7	47, 43n, 47	4	4	2	50.0	
Dec 30	@ Den	L	0	0	1	2	50.0	0	0	1	1	0	1	0	0	0	0	23	3	23, 33n	2	2	2	100.0	
Totals			2-14	17	17	28	34	82.4	0	0	4	5	12	15	10	12	2	2	52	101		56	49	27	48.2

2013 Kansas City Chiefs

Date	Opp	W/L	PAT		FG			1-19		20-29		30-39		40-49		50+		LG	Pts	Kick-by-Kick	Kickoffs				
			Ma	Att	Ma	Att	Pct	Ma	Att	Ma	Att	Ma	Att	Ma	Att	Ma	Att				No	InEZ	TB	PctTB	
Sept 8	@ Jax	W	4	4	0	0	-	0	0	0	0	0	0	0	0	0	0	-	4		5	5	4	80.0	
Sept 15	Dal	W	2	2	1	2	50.0	0	0	0	0	0	0	1	1	0	1	40	5	57b, 40	4	4	3	75.0	
Sept 19	@ Phi	W	2	2	4	5	80.0	0	0	0	0	4	4	0	0	0	1	38	14	33, 51n, 31, 34, 38	7	7	4	57.1	
Sept 29	NYG	W	4	4	1	1	100.0	0	0	0	0	0	0	0	0	1	1	51	7	51	6	6	3	50.0	
Oct 6	@ Ten	W	2	2	4	4	100.0	0	0	2	2	1	1	1	1	0	0	48	14	29, 24, 33, 48	7	7	5	71.4	
Oct 13	Oak	W	3	3	1	1	100.0	0	0	0	0	1	1	0	0	0	0	33	6	33	5	5	4	80.0	
Oct 20	Hou	W	2	2	1	1	100.0	0	0	1	1	0	0	0	0	0	0	22	5	22	4	4	3	75.0	
Oct 27	Cle	W	2	2	3	4	75.0	0	0	0	0	1	1	2	2	0	1	42	11	42, 35, 52n, 40	6	6	3	50.0	
Nov 3	@ Buf	W	2	2	3	3	100.0	0	0	1	1	1	1	1	1	0	0	41	11	27, 41, 39	6	6	5	83.3	
Nov 17	@ Den	L	2	2	1	1	100.0	0	0	1	1	0	0	0	0	0	0	20	5	20	4	4	3	75.0	
Nov 24	SD	L	5	5	1	1	100.0	0	0	1	1	0	0	0	0	0	0	25	8	25	7	3	1	14.3	
Dec 1	Den	L	4	4	0	0	-	0	0	0	0	0	0	0	0	0	0	-	4		5	2	1	20.0	
Dec 8	@ Was	W	6	6	1	2	50.0	0	0	0	0	1	2	0	0	0	0	33	9	33, 34n	8	2	0	0.0	
Dec 15	@ Oak	W	8	8	0	0	-	0	0	0	0	0	0	0	0	0	0	-	8		9	8	3	33.3	
Dec 22	Ind	L	1	1	0	1	-	0	0	0	0	0	0	0	1	0	0	-	1	47n	2	2	2	100.0	
Dec 29	@ SD	L	3	3	1	2	50.0	0	0	0	0	0	0	1	2	0	0	46	6	46, 41n	6	6	3	50.0	
Totals			11-5	52	52	22	28	78.6	0	0	6	6	9	10	6	8	1	4	51	118		91	77	47	51.6
Playoffs																									
Jan 4	@ Ind	L	5	5	3	3	100.0	1	1	0	0	0	0	2	2	0	0	43	14	19, 42, 43	9	9	6	66.7	
Totals			0-1	5	5	3	3	100.0	1	1	0	0	0	0	2	2	0	0	43	14		9	9	6	66.7

2014 Tennessee Titans

Date	Opp	W/L	PAT		FG			1-19		20-29		30-39		40-49		50+		LG	Pts	Kick-by-Kick	Kickoffs				
			Ma	Att	Ma	Att	Pct	Ma	Att	Ma	Att	Ma	Att	Ma	Att	Ma	Att				No	InEZ	TB	PctTB	
Sept 7	@ KC	W	2	2	4	4	100.0	0	0	0	0	2	2	2	2	0	0	47	14	36, 31, 46, 47	7	6	4	57.1	
Sept 14	Dal	L	1	1	1	1	100.0	0	0	0	0	0	0	1	1	0	0	47	4	47	3	3	3	100.0	
Sept 21	@ Cin	L	1	1	0	2	0.0	0	0	0	0	0	0	0	2	0	0	-	1	40n, 44n	3	1	1	33.3	
Sept 28	@ Ind	L	2	2	1	1	100.0	0	0	0	0	1	1	0	0	0	0	36	5	36	4	4	2	50.0	
Oct 5	Cle	L	4	4	0	0	-	0	0	0	0	0	0	0	0	0	0	-	4		6	3	2	33.3	
Oct 12	Jax	W	1	1	3	3	100.0	0	0	2	2	0	0	1	1	0	0	42	10	25, 21, 42	5	5	4	80.0	
Oct 19	@ Was	L	2	2	1	1	100.0	0	0	0	0	1	1	0	0	0	0	36	5	36	4	3	2	50.0	
Oct 26	Hou	L	1	1	1	1	100.0	0	0	0	0	1	1	0	0	0	0	35	4	35	4	3	3	75.0	
Nov 9	@ Bal	L	1	1	0	0	-	0	0	0	0	0	0	0	0	0	0	-	1		2	2	1	50.0	
Nov 17	Pit	L	3	3	1	1	100.0	0	0	1	1	0	0	0	0	0	0	20	6	20	5	3	0	0.0	
Nov 23	@ Phi	L	3	3	1	1	100.0	0	0	1	1	0	0	0	0	0	0	20	6	20	5	2	1	20.0	
Nov 30	@ Hou	L	3	3	0	0	-	0	0	0	0	0	0	0	0	0	0	-	3		4	3	3	75.0	
Dec 7	NYG	L	1	1	0	1	0.0	0	0	0	0	0	0	0	1	0	0	-	1	42n	2	2	1	50.0	
Dec 14	NYJ	L	0	0	3	3	100.0	0	0	0	0	1	1	1	1	1	1	51	9	40, 33, 51	4	4	1	25.0	
Dec 18	@ Jax	L	1	1	2	2	100.0	0	0	1	1	0	0	0	0	1	1	50	7	50, 23	4	4	3	75.0	
Dec 28	Ind	L	1	1	1	1	100.0	0	0	0	0	1	1	0	0	0	0	31	4	31	3	3	0	0.0	
Totals			2-14	27	27	19	22	86.4	0	0	5	5	7	7	5	8	2	2	51	84		65	51	31	47.7

RYAN SUCCOP'S GAME-BY-GAME

2015 Tennessee Titans

Date	Opp	W/L	PAT		FG			1-19		20-29		30-39		40-49		50+		LG	Pts	Kick-by-Kick	Kickoffs			
			Ma	Att	Ma	Att	Pct	Ma	Att	Ma	Att	Ma	Att	Ma	Att	Ma	Att				No	InEZ	TB	PctTB
Sept 13	@ TB	W	6	6	0	0	-	0	0	0	0	0	0	0	0	0	0	-	6		7	6	4	57.1
Sept 20	@ Cle	L	2	2	0	0	-	0	0	0	0	0	0	0	0	0	0	-	2		3	3	2	66.7
Sept 27	Ind	L	3	3	2	2	100.0	0	0	1	1	1	1	0	0	0	0	38	9	38, 21	7	6	6	85.7
Oct 11	Buf	L	1	1	2	2	100.0	0	0	1	1	0	0	1	1	0	0	41	7	21, 41	4	4	3	75.0
Oct 18	Mia	L	1	1	1	1	100.0	0	0	0	0	1	1	0	0	0	0	37	4	37	3	3	1	33.3
Oct 25	Atl	L	1	1	0	0	-	0	0	0	0	0	0	0	0	0	0	-	1		2	1	1	50.0
Nov 1	@ Hou	L	0	0	2	2	100.0	0	0	0	0	1	1	1	1	0	0	44	6	35, 44	3	3	2	66.7
Nov 8	@ NO	W	2	2	2	3	66.7	0	0	1	1	0	0	0	0	1	2	51	8	51, 29, 55cr	6	6	3	50.0
Nov 15	Car	L	1	1	1	1	100.0	0	0	0	0	0	0	1	1	0	0	45	4	45	3	3	2	66.7
Nov 19	@ Jax	L	1	1	2	3	66.7	0	0	0	0	0	0	2	2	0	1	49	7	47, 49, 53wl	4	4	4	100.0
Nov 29	Oak	L	1	2	0	0	-	0	0	0	0	0	0	0	0	0	0	-	1		4	2	0	0.0
Dec 6	Jax	W	6	6	0	0	-	0	0	0	0	0	0	0	0	0	0	-	6		7	6	4	57.1
Dec 13	@ NYJ	L	0	0	0	0	-	0	0	0	0	0	0	0	0	0	0	-	0		2	2	2	100.0
Dec 20	@ NE	L	1	2	1	1	100.0	0	0	0	0	0	0	1	1	0	0	49	4	49	4	4	3	75.0
Dec 27	Hou	L	0	0	0	0	-	0	0	0	0	0	0	0	0	0	0	-	0		2	2	2	100.0
Jan 3	@ Ind	L	3	3	1	1	100.0	0	0	0	0	0	0	1	1	0	0	49	6	49	5	5	4	80.0
Totals			3-13	29	31	14	16	87.5	0	0	3	3	3	3	7	7	1	3	51	71	66	60	43	65.2

2016 Tennessee Titans

Date	Opp	W/L	PAT		FG			1-19		20-29		30-39		40-49		50+		LG	Pts	Kick-by-Kick	Kickoffs			
			Ma	Att	Ma	Att	Pct	Ma	Att	Ma	Att	Ma	Att	Ma	Att	Ma	Att				No	InEZ	TB	PctTB
Sept 11	Min	L	1	1	1	1	100.0	0	0	1	1	0	0	0	0	0	0	28	4	28	4	2	2	50.0
Sept 18	@ Det	W	1	1	1	2	50.0	0	0	0	0	0	0	1	1	0	1	46	4	51wl, 46	5	4	3	60.0
Sept 25	Oak	L	1	1	1	1	100.0	0	0	0	0	1	1	0	0	0	0	34	4	34	3	1	1	33.3
Oct 2	@ Hou	L	2	2	2	2	100.0	0	0	1	1	0	0	1	1	0	0	48	8	48, 26	5	4	4	80.0
Oct 9	@ Mia	W	3	4	1	1	100.0	0	0	0	0	0	0	1	1	0	0	40	6	40	6	6	4	66.7
Oct 16	Cle	W	4	4	0	1	0.0	0	0	0	0	0	0	0	0	0	1	-	4	58wr	5	5	4	80.0
Oct 23	Ind	L	2	2	2	2	100.0	0	0	0	0	0	0	2	2	0	0	48	8	48, 44	6	5	4	66.7
Oct 27	Jax	W	3	4	3	3	100.0	0	0	1	1	2	2	0	0	0	0	33	12	32, 22, 33	7	6	5	71.4
Nov 6	@ SD	L	5	5	0	0	-	0	0	0	0	0	0	0	0	0	0	-	5		6	6	6	100.0
Nov 13	GB																							
Nov 20	@ Ind																							
Nov 27	@ Chi																							
Dec 11	Den																							
Dec 18	@ KC																							
Dec 24	@ Jax																							
Jan 1	Hou																							
Totals			4-5	22	24	11	13	84.6	0	0	3	3	3	3	5	5	0	2	48	55	47	39	33	70.2

RYAN SUCCOP'S NFL STATISTICS

REGULAR SEASON			PAT		FG			1-19		20-29		30-39		40-49		50+		Kickoffs					
Date	Team	GP	Ma	Att	Ma	Att	Pct	Ma	Att	Ma	Att	Ma	Att	Ma	Att	Ma	Att	LG	Pts	No	InEZ	TB	PctTB
2009	Kansas City	16	29	29	25	29	86.2	0	0	10	10	7	7	6	7	2	5	53	104	66	29	7	10.6
2010	Kansas City	16	42	42	20	26	76.9	0	0	6	6	7	9	6	8	1	3	53	102	76	25	8	10.5
2011	Kansas City	16	20	20	24	30	80.0	1	1	7	7	6	7	7	12	3	3	54	92	56	44	31	55.4
2012	Kansas City	16	17	17	28	34	82.4	0	0	4	5	12	15	10	12	2	2	52	101	56	49	27	48.2
2013	Kansas City	16	52	52	22	28	78.6	0	0	6	6	9	10	6	8	1	4	51	118	91	77	47	51.6
2014	Tennessee	16	27	27	19	22	86.4	0	0	5	5	7	7	5	8	2	2	51	84	65	51	31	47.7
2015	Tennessee	16	29	31	14	16	87.5	0	0	3	3	3	3	7	7	1	3	51	71	66	60	43	65.2
2016	Tennessee	9	22	24	11	13	84.6	0	0	3	3	3	3	5	5	0	2	48	55	47	39	33	70.2
NFL Totals		121	238	242	163	198	82.3	1	1	44	45	54	61	52	67	12	24	54	727	523	374	227	43.4

PLAYOFFS			PAT		FG			1-19		20-29		30-39		40-49		50+		Kickoffs					
Date	Team	GP	Ma	Att	Ma	Att	Pct	Ma	Att	Ma	Att	Ma	Att	Ma	Att	Ma	Att	LG	Pts	No	InEZ	TB	PctTB
2010	Kansas City	1	1	1	0	0	-	0	0	0	0	0	0	0	0	0	0	-	1	2	1	1	50.0
2013	Kansas City	1	5	5	3	3	50.0	1	1	0	0	0	0	2	2	0	0	43	14	9	9	6	66.7
Playoff Totals		2	6	6	3	3	100.0	1	1	0	0	0	0	2	2	0	0	43	15	11	10	7	63.6

Single-Game Highs

Field Goals Made - 6 at New Orleans (9/23/12)
 Field Goal Attempts - 6 at New Orleans (9/23/12)
 Longest Field Goal - 54 vs. Minnesota (10/2/11)
 PATs Made - 6 (Four times, last vs. Jacksonville 12/6/15)
 PATs Attempted - 6 (Four times, last vs. Jacksonville 12/6/15)
 Points - 19 at New Orleans (9/23/12)
 Consecutive Field Goals Made - 22 (10/2/11-12/24/11)

Playoff Single-Game Highs

Field Goals Made - 3 at Indianapolis (1/4/14)
 Field Goals Attempts - 3 at Indianapolis (1/4/14)
 Longest Field Goal - 43 at Indianapolis (1/4/14)
 PATs Made - 5 at Indianapolis (1/4/14)
 PATs Attempted - 5 at Indianapolis (1/4/14)
 Points - 14 at Indianapolis (1/4/14)

Additional Career Statistics

Punts - 1 for 33 yards at Oakland (11/7/10)
 Special Teams Tackles - 1 (2009), 2 (2010), 2 (2012), 1 (2013)
 Recovered Onside Kick - 1 at Jacksonville (11/8/09)



89 PHILLIP SUPERNAW

TIGHT END • 6'5" • 248 LBS • COLLEGE: OUACHITA BAPTIST
ACQUIRED: FREE AGENT - 2015 • NFL EXPERIENCE (NFL/TITANS): 3/2
HOMETOWN: KATY, TEXAS
GAMES PLAYED/GAMES STARTED: 34/4 (PLAYOFFS: 0/0)



PRO: The Titans signed Phillip Supernaw late in the 2015 offseason to add competition and depth to the tight end position. He responded with the first season of his career in which he appeared in all 16 games, becoming one of the team's special teams leaders. The 6-foot-5-inch, 248-pounder was originally signed as a rookie free agent by the Houston Texans following the 2012 NFL Draft. The Ouachita Baptist product spent parts of his first two seasons with the Texans before splitting time with the Baltimore Ravens and Kansas City Chiefs during the 2014 campaign.

TITANS TIDBITS:

- Supernaw's father is country music singer Doug Supernaw. Doug Supernaw has released four studio albums: Red and Rio Grande (1993), Deep Thoughts from a Shallow Mind (1994), You Still Got Me (1995), and Fadin' Renegade (1999), as well as a compilation album, 1997's The Encore Collection. Between 1993 and 1996, he charted 11 singles on the Billboard Hot Country Singles & Tracks charts, including "I Don't Call Him Daddy," a number one single in late 1993.
- Supernaw was actually born in Nashville, but moved to the Houston area at an early age and attended high school in Katy, Texas.
- A member at Vanderbilt Legends Club in Franklin, Tenn., the golf enthusiast plays whenever he can during the offseason and is a 4.5 handicap.

CAREER TRANSACTIONS:

- The Katy, Texas, native was originally signed by the Houston Texans as an undrafted free agent on May 14, 2012.
- Released by the Texans on Aug. 31, 2012 and signed to the team's practice squad a day later.
- Released from the Texans' practice squad on Oct. 18, 2012.
- Signed by the Texans as a free agent on March 11, 2013.
- Released by the Texans on July 25, 2013.
- Signed to the Texans' practice squad on Dec. 17, 2013 and signed to the team's active roster on Dec. 27, 2013.
- Released by the Texans on May 14, 2014.
- Signed by the Baltimore Ravens as a free agent on May 19, 2014.
- Released by the Ravens on Aug. 30, 2014 and signed to the team's practice squad a day later.
- Signed by the Ravens to their active roster from the practice squad on Sept. 23, 2014.
- Released by the Ravens on Oct. 7, 2014 and signed to the team's practice squad two days later.
- Signed by the Ravens to their active roster from the practice squad on Oct. 25, 2014.
- Released by the Ravens on Nov. 4, 2014 and signed to the team's practice squad a day later.
- Signed by the Kansas City Chiefs to their active roster from the Ravens' practice squad Nov. 11, 2014.
- Released by the Chiefs on Dec. 1, 2014.
- Signed by the Ravens to their practice squad on Dec. 3, 2014.
- Signed by the Ravens to their active roster from the practice squad on Dec. 5, 2014.
- Released by the Ravens on May 12, 2015.
- Signed by the Titans as a free agent on June 2, 2015.

SEASON RECAPS:

2016 (9/2 - Tennessee): Has tied for the team lead in special teams tackles once in 2016 (vs. CLE).
 • Against Minnesota (9/11), played as a reserve at tight end and on special teams.

- At Detroit (9/18), saw action as a reserve at tight end and on special teams. Hauled in one reception for seven yards during the Titans' game-winning touchdown drive in the fourth quarter.
- Against Oakland (9/25), started at tight end and notched a special teams tackle on coverage units.
- At Houston (10/2), played as a reserve at tight end and on special teams.
- At Miami (10/9), saw action as a reserve at tight end and helped open holes for Titans' rushers to gain 235 yards on the ground.
- Against Cleveland (10/16), played as a reserve at tight end and tied a career-high with two receptions for 25 yards. Played on special teams and tied for the team lead with one stop. Extended the Titans' second touchdown drive with an eight-yard catch on third-and-seven in the second quarter.
- Against Indianapolis (10/23), saw action as a reserve at tight end and on special teams.
- Against Jacksonville (10/27), started at tight end and snared a career-long 30-yard catch-and-run reception down the right sideline during the Titans' third touchdown drive in the second quarter. Helped open holes for Titans' ball carriers to accumulate 214 yards on the ground.
- At San Diego (11/6), saw action as a reserve at tight end and on special teams.

2015 (16/1 - Tennessee): Played in all 16 games for the first time in his career in his first season with the Titans. Ranked second on the team with 14 special teams tackles. Caught three passes for 32 yards. Led or tied for the team lead in special teams tackles five times in 2015 (at CLE, vs. MIA, vs. ATL, vs. JAX).

- At Tampa Bay (9/13), played as a reserve on special teams and at tight end in his Titans debut. Collected a special teams tackle on coverage units. Helped pin the Buccaneers deep in their territory by fielding Brett Kern's 38-yard punt and throwing it to Avery Williamson who downed it at the two-yard line in the third quarter.
- At New Orleans (11/8), saw action as a reserve on special teams and at tight end. Totaled two special teams tackles and a forced fumble on coverage units.
- At Jacksonville (11/19), saw action as a reserve at tight end and caught two passes for 16 yards.
- Against Oakland (11/29), played as a reserve on special teams and tied for the team lead with three special teams tackles.
- Against Jacksonville (12/6), led the team with two special teams tackles on coverage units.
- At N.Y. Jets (12/13), saw action as a reserve at tight end and caught one pass for 16 yards.
- At New England (12/20), started at tight end. Collected a special teams tackle and a forced fumble on coverage units. Forced a Danny Amendola fumble on a punt return that was recovered by Cody Riggs, helping set up the Titans' first field goal.

2014 (2/1 - Kansas City; 6/0, 0/0 - Baltimore): Played in two games with one start for the Chiefs and posted one reception for three yards. Played in six games with the Ravens and amassed two receptions for 27 yards. Was inactive for two games and did not play in another contest. Was inactive for the postseason game.
 • At Miami (12/7), caught a career-long 29-yard reception.

2013 (1/0 - Houston): Spent training camp with the Texans before being released prior to the regular season. Re-signed by the Texans and spent the final two weeks of the season with the team (Week 16 on their practice squad and Week 17 on the active roster).

- At Tennessee (12/29), saw action in his first career game in the season finale after being signed to Houston's active roster from their practice squad on Dec. 27.

- On Twitter: @PSupernaw11
- On Instagram: @phillipsupernaw
- Born Phillip Steven Supernaw on Jan. 30, 1990 in Nashville, Tenn.

2012 (0/0 - Houston): Spent the first six weeks of the season on the Texans' practice squad before being placed on the practice squad/injured list.

COLLEGE:

- Was a four-year starter at Ouachita Baptist and saw action in 40 career games with 36 starts. Tallied 64 receptions for 710 yards and 10 touchdowns.
- Helped lead the Tigers to the inaugural Great American Conference Championship in 2011, as he recorded 22 catches for 301 yards and three touchdowns as a senior.
- Named first-team All-Gulf South Conference as a junior in 2009.

PERSONAL:

- Single, splits time between Katy, Texas, and Nashville.
- Attended James E. Taylor (Katy, Texas) High School.

PHILLIP SUPERNAW'S GAME-BY-GAME

2015 Tennessee Titans					RECEIVING					2016 Tennessee Titans					RECEIVING				
Date	Opp.	W/L	P/S	No	Yds	Avg	Lg	TD	Date	Opp.	W/L	P/S	No	Yds	Avg	Lg	TD		
Sept 13	@ TB	W	p	0	0	-	0	0	Sept 11	Min	L	p	0	0	-	0	0		
Sept 20	@ Cle	L	p	0	0	-	0	0	Sept 18	@ Det	W	p	1	7	7.0	7	0		
Sept 27	Ind	L	p	0	0	-	0	0	Sept 25	Oak	L	S	0	0	-	0	0		
Oct 11	Buf	L	p	0	0	-	0	0	Oct 2	@ Hou	L	p	0	0	-	0	0		
Oct 18	Mia	L	p	0	0	-	0	0	Oct 9	@ Mia	W	p	0	0	-	0	0		
Oct 25	Atl	L	p	0	0	-	0	0	Oct 16	Cle	W	p	2	25	12.5	17	0		
Nov 1	@ Hou	L	p	0	0	-	0	0	Oct 23	Ind	L	p	0	0	-	0	0		
Nov 8	@ NO	W	p	0	0	-	0	0	Oct 27	Jax	W	S	1	30	30.0	30	0		
Nov 15	Car	L	p	0	0	-	0	0	Nov 6	@ SD	L	p	0	0	-	0	0		
Nov 19	@ Jax	L	p	2	16	8.0	8	0	Nov 13	GB									
Nov 29	Oak	L	p	0	0	-	0	0	Nov 20	@ Ind									
Dec 6	Jax	W	p	0	0	-	0	0	Nov 27	@ Chi									
Dec 13	@ NYJ	L	p	1	16	16.0	16	0	Dec 11	Den									
Dec 20	@ NE	L	S	0	0	-	0	0	Dec 18	@ KC									
Dec 27	Hou	L	p	0	0	-	0	0	Dec 24	@ Jax									
Jan 3	@ Ind	L	p	0	0	-	0	0	Jan 1	Hou									
Totals		3-13	16/1	3	32	10.7	16	0	Totals		4-5	9/2	4	62	15.5	30	0		

PHILLIP SUPERNAW'S NFL STATISTICS

REGULAR SEASON				RECEIVING					RUSHING				
Year	Team	GP	GS	No	Yds	Avg	Lg	TD	Att	Yds	Avg	Lg	TD
2012	Houston	0	0	Practice Squad									
2013	Houston	1	0	0	0	-	0	0	0	0	-	0	0
2014	BAL/KC	8	1	3	30	10.0	29	0	0	0	-	0	0
2015	Tennessee	16	1	3	32	10.7	16	0	0	0	-	0	0
2016	Tennessee	9	2	4	62	15.5	30	0	0	0	-	0	0
NFL Totals		34	4	10	124	12.4	30	0	0	0	-	0	0

Single-Game Highs

- Receptions - **2 (Twice, last vs. Cleveland 10/16/16)**
- Receiving Yards - **30 vs. Jacksonville (10/27/16)**
- Long Reception - **30 vs. Jacksonville (10/27/16)**

Additional Statistics

- Special Teams Tackles - 14 (2015), 2 (2016)
- Special Teams Forced Fumble - 1 (2015)
- Tackles - 1 (2015)



79 SEBASTIAN TRETOLA

GUARD • 6'4" • 314 LBS • COLLEGE: ARKANSAS
ACQUIRED: 6TH ROUND - 2016 • NFL EXPERIENCE (NFL/TITANS): ROOKIE
HOMETOWN: SAN BERNARDINO, CALIF.
GAMES PLAYED/GAMES STARTED: 1/0 (PLAYOFFS: 0/0)



PRO: The Titans selected Sebastian Tretola in the sixth round of the 2016 NFL Draft. The University of Arkansas product is a skilled lineman that displays excellent size and strength in the trenches. The 6-foot-4-inch, 314-pounder played both guard positions in college and started the final 24 games in his Razorbacks career.

TITANS TIDBITS:

- In 2014, Tretola and the University of Arkansas launched his own Heisman Trophy campaign after he threw a touchdown pass to his long snapper on a fake field goal. The Razorbacks athletic department produced a video highlighting the guard's offensive prowess that got more than 82,000 views on YouTube.
- Tretola states the reason he loves football is because it literally saved his life. Without the game, he says he would have gone down a "real, real, real bad path." He says he is going to pay the sport back by giving it everything he's got.
- Tretola considers himself an extreme neat freak. He folds all of his clothes a certain way and likes all of his equipment in a specific places in his locker.
- Tretola is a self-proclaimed world-renowned beatboxer.

CAREER TRANSACTIONS:

- The San Bernardino, Calif., native was selected by the Titans in the sixth round (193rd overall) the 2016 NFL Draft.

SEASON RECAPS:

2016 (1/0): Appeared in his first career NFL game against Jacksonville (10/27/16).

- Against Minnesota (9/11), was inactive.
- At Detroit (9/18), was inactive.
- Against Oakland (9/25), was inactive.
- At Houston (10/2), was inactive.
- At Miami (10/9), was inactive.
- Against Cleveland (10/16), was inactive.
- Against Indianapolis (10/23), was inactive.
- Against Jacksonville (10/27), made his NFL debut as a reserve at left guard late in the fourth quarter.
- At San Diego (11/6), did not play.

COLLEGE:

• During his two-year stay at Arkansas, Tretola started 24 straight contests to close his career. Allowed just one sack in two seasons and paved the way for three combined 1,000-yard rushers. Spent his first two collegiate campaigns at the University of Nevada before attending Iowa Western Community College in 2013.

AS A SENIOR (2015), started all 13 games at left guard and allowed one sack on the season to help Arkansas lead the SEC in fewest sacks allowed for the third straight season. Earned an 80 percent offensive grade in 10 of 13 games. Led the team with 75 knockdowns while committing just one penalty over 901 plays. Paved the way for running back Alex Collins to run for over 1,500 yards and become just the third player in SEC history with three straight 1,000-yard campaigns to begin his career. Collins tied for the SEC lead with 10 100-yard rushing games, equaling Darren McFadden's program single-season record. Arkansas led the SEC with five 200-yard rushing games in league play and had a total of eight on the year.

- Against Texas Tech (9/19), graded out at a season-best 91 percent with nine knockdowns.

- At Tennessee (10/3), helped pave the way for 250 yards rushing on 50 carries for Arkansas' first win in Knoxville since 1992. Named SEC Offensive Lineman of the Week on Oct. 5.
- Against Auburn (10/24), earned a 90 percent grade with eight knockdowns as Arkansas had over 200 yards on the ground and in the air en route to seven touchdowns.
- At Ole Miss (11/7), finished with nine knockdowns while protecting Brandon Allen during a 33-for-45 performance for 442 yards and six touchdowns against the No. 19 Rebels.

AS A JUNIOR (2014), attended Arkansas and appeared in all 13 games and started 11 at left guard. Saw action in over 690 snaps, allowing no sacks and was only penalized four times. Averaged an offensive grade of 79 percent, tied for second-best on the team. Blocked for running backs Alex Collins and Jonathan Williams, who were the only FBS teammates to each rush for 1,000-plus yards. Helped protect quarterback Brandon Allen as the offensive line led the SEC with 14 sacks allowed.

- Against Texas Tech (9/13), collected a season-high seven knockdown blocks with a grade of 90 percent as the Razorbacks gained more than 400 yards on the ground in the non-conference road win.
- Against Alabama-Birmingham (10/25), caught the college football world's attention when he tossed a touchdown pass to Arkansas' long snapper on a fake field goal.
- Against Ole Miss (11/22), registered five knockdown blocks in the Razorbacks' second consecutive shutout over a ranked opponent.

AS A SOPHOMORE (2013), attended Iowa Western Community College and earned first-team all-conference honors after helping the Reivers win the Midwest Football Conference championship and a No. 2 final ranking following a defeat of Butler in the Graphic Edge Bowl. Ranked as a four-star by 247Sports.com, the No. 1 junior college prospect in Iowa, the No. 8 junior college offensive tackle in the country and the 29th-best junior college prospect in the nation. Ranked 63rd in Rivals.com junior college top 100 and ESPN ranked him as the nation's No. 11 junior college offensive tackle.

AS A REDSHIRT FRESHMAN (2012), saw action in 10 games with four starts at Nevada, helping the Wolf Pack to the New Mexico Bowl.

AS A FRESHMAN (2011), attended Nevada and worked with the Wolf Pack scout team while redshirting.

- Graduated with a degree in American studies from Arkansas in Dec. 2015.

PERSONAL:

- Single and splits time between Nashville and San Bernardino, Calif.
- Attended Cajon (San Bernardino, Calif.) High School and was a two-time first-team all-league selection in football who earned all-county honors as a senior in 2009. Was a member of a San Andreas League championship team in 2008 as a junior.
- Also lettered in basketball in high school.
- Has a younger brother, Mikoe, and a younger sister, Justice.
- List of favorites: (TV show) "Big Bang Theory"; (movie) "Menace II Society"; (athlete as a child) Kobe Bryant; (childhood sports teams) Los Angeles Lakers; (musician) Nipsey Hussle; (guilty pleasure) watching "Bad Girls Club" on Oxygen; and (food) Mom's beef enchiladas.
- Born Sebastian Giovanni Andre Tretola on May 1, 1992 in San Bernardino, Calif.

SEBASTIAN TRETOLA'S COLLEGE STATS

REGULAR SEASON

Year	Team	GP	GS
2012	Nevada	10	4
2013	Iowa Western	11	11
2014	Arkansas	13	11
2015	Arkansas	13	13
NFL Totals		36	35

Starts Breakdown:

2012 - RG 4; 2013 - LT 11; 2014 - LG 11; 2015 - LG 13

SEBASTIAN TRETOLA'S NFL STATISTICS

REGULAR SEASON

Year	Team	GP	GS
2016	Tennessee	1	0
NFL Totals		1	0

Starts Breakdown:

2016 -



82 DELANIE WALKER

TIGHT END • 6'2" • 248 LBS • COLLEGE: CENTRAL MISSOURI
ACQUIRED: UNRESTRICTED FREE AGENT (SF) - 2013
NFL EXPERIENCE (NFL/TITANS): 11/4 • HOMETOWN: POMONA, CALIF.
GAMES PLAYED/GAMES STARTED: 152/81 (PLAYOFFS: 4/2)



Captain: 2015, 2016



Pro Bowl: 2015

PRO: The Titans targeted Delanie Walker early in the 2013 free agency period to bring physicality, versatility and leadership to the offense. He has delivered that and more, becoming one of the NFL's top play-making tight ends. The tight end brings a unique element to the offense and poses match-up problems for defenses with his ability to line up in the backfield, on the line, in the slot and as a wideout. The 6-foot-2-inch, 248-pounder spent the first seven years of his career with the San Francisco 49ers after being selected in the sixth round of the 2006 NFL Draft. His first three seasons in Tennessee arguably resulted in the best three-year stretch in franchise history by a player at his position. During that time period, his 217 receptions and 2,549 receiving yards (to go with 16 touchdowns) set a franchise high for a tight end in any consecutive three-year period, and his reception and yardage totals ranked third and fourth, respectively, in the NFL in that timespan. In 2015, he set the single-season franchise records among tight ends with 94 receptions and 1,088 receiving yards, leading to his first career Pro Bowl invitation.

CAREER HIGHLIGHTS:

- In 2015, Walker was named to his first Pro Bowl. He set new team records among tight ends with 94 receptions and 1,088 receiving yards, and he caught six touchdown passes for the second time in three years (2013). He broke his own receiving yardage record (890 in 2014) and Frank Wycheck's reception record (70 in 1998 and 2000) for franchise tight ends.
- On the team's all-time single-season receptions list, regardless of position, Walker tied wide receiver Kendall Wright (94 receptions in 2013) for the fifth-highest total in 2015. Walker's 94 receptions tied Jason Witten (94 catches in 2009 and 2010) for the 10th-highest total in NFL history by a tight end.
- In 2014, Walker's team-leading 890 receiving yards set a career high and marked the highest total in franchise history by a tight end, eclipsing Frank Wycheck's 768 receiving yards in 1998. Walker's 63 receptions in 2014 also led the team, set a career high, and tied for fourth in team annals.
- In 2013, Walker's first season in Tennessee, he totaled 60 receptions for 571 yards and six touchdowns, setting career highs in all three categories. Also, he became the only tight end in franchise history other than Titans Ring of Honor member Frank Wycheck (1997-2001) to reach 60 receptions in a single season. Walker's six touchdown receptions tied for fourth place in franchise history among tight ends and were the most since Wycheck's six in 1996.
- In 2012, Walker played an integral role in the 49ers' second consecutive playoff season, as he teamed with Vernon Davis to form one of the NFL's top tight-end duos. He saw action in all 16 regular-season games with four starts and set a career high with 344 yards and three touchdowns (matched career high) on 21 receptions. His average of 16.4 yards per catch was the highest among all NFL tight ends with 20 or more catches.
- During the 2012 playoffs, Walker appeared in all three games and started in Super Bowl XLVII. In the Super Bowl, he recorded three receptions for 48 yards.
- In 2010, he played in 14 games with eight starts and tallied a then-career-best 29 receptions for 331 yards.

TITANS TIDBITS:

- Walker was named the Tennessee Titans Community Man of the Year in 2013 and 2015, due in large part to his tireless work with Mothers Against Drunk Driving. He teamed with MADD to help raise awareness of the dangers of drinking and driving after losing his aunt and uncle in a horrific accident near New Orleans after Super Bowl XLVII. The morning after San

Francisco's loss to Baltimore at the Superdome, an alleged drunk driver killed Alice and Bryan Young only hours after Walker hugged Alice and Bryan at the team's postgame party. In addition to his work with MADD, Walker is an ambassador with the Tennessee Governor's Highway Safety Office's "Booze It and Lose It" campaign.

- During the 2016 offseason, Walker spearheaded a benefit dinner and auction for his foundation called "Carving It Up with Delanie Walker." He also launched "Delanie Walker's Imagination Station" at Fall-Hamilton Elementary School in collaboration with Scholastic Book Fairs to provide a new fully-furnished reading room for students.
- Walker was one of five finalists for the NFL's 2015 Byron "Whizzer" White Award, which recognizes community service.
- During the 2015 and 2016 offseasons, the Delanie Walker Gives Back Foundation (delaniewalker.org) hosted a Celebrity Go-Karting Challenge, raising more than \$75,000 to benefit the foundation. Walker launched the non-profit to provide inner-city and low-income children with the educational opportunities and resources to reach their full potential and beat the odds. Proceeds from the go-karting event will help fund community outreach programs such as Back to School COOL, Delanie's Imagination Stations, and College Bound. Walker's offseason also includes hosting a youth football camp.
- Over the years, Walker has owned quite a selection of cars, ranging from classics to newer models. His collection has included a 1964 Chevy Impala, 1972 Buick Skylark, 1989 Camaro IROC-Z28, 2008 Mercedes-Benz CL63 AMG and 2010 F250 truck. Walker's passion for cars can be traced back to his childhood, where he would spend countless hours refurbishing old autos with the help of his friend's father, who was a mechanic. "Growing up we didn't have much money, so we would buy cars from the junkyard and fix them up. We'd spend all day taking off parts and replacing them, just like new. The most important lesson I learned was 'the way you take it off is the way you put it back on.'" Walker admits that cars these days have become more advanced and that he is only comfortable working on models that are pre-1990. After his playing days are over, he envisions owning a car restoration shop.
- Having grown up in a tough neighborhood, Walker knows first-hand how difficult it is to overcome obstacles in order to achieve one's goals. During his time in San Francisco, he visited delinquent youths across the Bay Area, making it a point to share his story and give positive reinforcement to those who can relate to him. "It's very important that people know about what I've been through. You can grow up in the worst neighborhood and still make it to the NFL. That's why I want kids, especially in the Bay Area, to understand that you can overcome those situations, because I did."
- For a 248-pound tight end, Walker makes a lot of tacklers miss. His speed on the field can be linked to his success on the track as a high school senior. Despite lettering only one year, he won the Division III 100m (10.6) and long jump (21-5) titles, while also serving as a member of the winning 4x100m relay team at the 2002 Miramonte League Meet. Delanie's younger brother, Anthony, competed in the 400m and 4x400m at the collegiate level, and has his hopes set on making the Olympic team one day.
- On Feb. 14, 2015, Walker was inducted into the Central Missouri Athletic Hall of Fame.

CAREER TRANSACTIONS:

- The Pomona, Calif., native was selected by the 49ers in the sixth round (175th overall) of the 2006 NFL Draft.
- Signed by the Titans as an unrestricted free agent on March 14, 2013.

SEASON RECAPS:

2016 (8/6 - Tennessee): Leads the team with 447 receiving yards and is tied for second on the team with 33 receptions. Ranks second the club with four receiving touchdowns. Has led the team in receiving yards three times in 2016 (at DET, at MIA, vs. IND). Has led or tied for the team lead in receptions three times in 2016 (at MIA, vs. IND, vs. JAX).

- Against Minnesota (9/11), started at tight end and collected three receptions for 42 yards. Kept the Titans' final touchdown drive alive with a 26-yard reception on third-and-10 in the fourth quarter.
- At Detroit (9/18), saw significant action as a reserve at tight end and led the team with 83 receiving yards on six catches including a touchdown. Hauled in a 32-yard catch over the middle in the first quarter. Cut the Lions' lead to 15-10 with a 30-yard touchdown grab on the first play of the fourth quarter. With the touchdown reception, his 17th as a member of the Titans, he tied Dave Casper for fourth place on the franchise's touchdown receptions list among tight ends.
- Against Oakland (9/25), was inactive.
- At Houston (10/2), started at tight end and grabbed two receptions for 34 yards. Set up the Titans' first field goal with his 350th career reception, a 24-yard catch to the Texans' 35-yard line in the first quarter.
- At Miami (10/9), played as a reserve at tight end and tied for the team lead with five catches for a team-best 66 receiving yards with a touchdown. Kickstarted the Titans' first touchdown drive with a 29-yard reception over the middle in the first quarter. Gave the Titans a 21-14 halftime lead with a 20-yard touchdown reception with 47 seconds remaining in the first half. It marked his 18th touchdown in a Titans uniform, which moved him past Dave Casper (17) for fourth in franchise history among tight ends.
- Against Cleveland (10/16), started at tight end and snagged one reception for 21 yards during the Titans' final touchdown drive in the fourth quarter.
- Against Indianapolis (10/23), started at tight end in his 150th career regular season game and led the team with seven receptions and 84 receiving yards with a touchdown. Extended the Titans' opening touchdown drive with a 14-yard grab on third-and-three in the first quarter. Set up the Titans' second touchdown by drawing a 27-yard pass interference penalty at the Colts' two-yard line late in the second quarter. Evened the score at 20-20 with a seven-yard touchdown catch on third-and-seven with 12:39 left to play in the fourth quarter. Converted a third-and-six with a leaping 26-yard reception during the Titans' final scoring drive in the fourth quarter.
- Against Jacksonville (10/27), started at tight end and tied for the team lead with four receptions for 75 yards. Converted a third-and-seven during the Titans' third-quarter touchdown drive with a 47-yard catch-and-run down the right sideline.
- At San Diego (11/6), started at tight end and snared five receptions for 42 yards with a touchdown. Kickstarted the Titans' first touchdown drive with a 20-yard catch down the left sideline in the second quarter. Cut the Chargers' lead to 33-28 with an eight-yard touchdown grab with 9:51 left to play in fourth quarter.

2015 (15/10 - Tennessee): Named to the Pro Bowl. Played in 15 games with 10 starts at tight end. Led the team, all NFL tight ends and ranked ninth in the NFL with a career-high 94 receptions. Led the team and ranked tied for 11th in the AFC with a career-best 1,088 receiving yards. Led the team and tied a career-high with six receiving touchdowns. Set the franchise record for tight ends with 94 catches and 1,088 receiving yards. Became the ninth tight end in NFL history to reach 90 receptions in a season, and those nine players have produced 17 total 90-catch seasons. Was inactive for one contest. His receiving yardage total of 1,978 yards from 2014-15 is the highest two-year total in franchise history by a tight end. Posted one of his three career 100-yard receiving performances (at JAX). Led or tied for the team lead in receptions 12 times in 2015 (vs. IND, vs. BUF, vs. MIA, vs. ATL, at HOU, at NO, at JAX, vs. OAK, vs. JAX, at NYJ, vs. HOU, at IND). Led the team in receiving yards nine times (vs. MIA, vs. ATL, at HOU, at NO, vs. CAR, at JAX, vs. OAK, at NYJ, at IND). Collected a career-high two receiving touchdowns at New Orleans (11/8/15) and at New England (12/20/15).

- At Tampa Bay (9/13), started at tight end and caught three passes for 43 yards with a touchdown before leaving the game in the third quarter with an injury. Extended the Titans' opening touchdown drive with a 22-yard grab on third-and-10 in the first quarter. Gave the Titans a 35-7 advantage with a one-yard touchdown catch on third-and-one with 48 seconds remaining in the first half.
- Against Indianapolis (9/27), started at tight end and tied for the team lead with seven receptions for 68 yards. In the second quarter, his first reception of the game (six yards) gave him his 250th career NFL reception. Extended the Titans' first touchdown drive with a 19-yard reception on third-and-13 in

the second stanza. Walker passed the 3,000-yard receiving mark for his career with the catch. Kept the Titans' final touchdown drive alive with a 13-yard catch on third-and-10 in the fourth quarter.

- Against Miami (10/18), led the team with eight receptions and 97 receiving yards.
- Against Atlanta (10/25), started at tight end and led the team with seven catches and 55 receiving yards. With an eight-yard reception in the third quarter, became the fifth tight end in franchise history to reach 150 catches with the club.
- At Houston (11/1), played as a reserve at tight end and led the team with six receptions and 62 receiving yards. Extended the Titans' opening scoring drive with a six-yard reception on third-and-one in the first quarter.
- At New Orleans (11/8), played as a reserve at tight end and led the team with seven receptions, 95 receiving yards and two touchdowns. Cut the Saints' lead to 14-10 by hauling in a deflected pass from Marcus Mariota and racing 61 yards for a touchdown with a minute left to play in the opening stanza. Got open in the back of the end zone and hauled in a two-yard touchdown pass with 8:08 remaining in the second quarter. Snared a two-point conversion to even the score at 28-28 with 7:06 left to play in the fourth quarter.
- Against Carolina (11/15), started at tight end and led the team with 52 receiving yards on three receptions. Extended the Titans' first touchdown drive with a 21-yard catch on third-and-12 in the first quarter.
- At Jacksonville (11/19), started at tight end and led the team with eight receptions and 109 receiving yards.
- Against Oakland (11/29), started at tight end and led the team with six receptions and 91 receiving yards. Kickstarted the Titans' first touchdown drive with a 36-yard grab in the first quarter, which also was the 300th reception of his 10-year career.
- Against Jacksonville (12/6), led the team with eight catches for 92 yards with a touchdown. Extended the Titans' second touchdown drive with a 29-yard reception on third-and-seven in the second quarter. Increased the Titans' lead to 14-6 with a seven-yard touchdown catch on third-and-seven in the second stanza.
- At N.Y. Jets (12/13), started at tight end and led the team with seven receptions and 71 receiving yards. In the fourth quarter, recorded his fourth reception of the game and on the catch—his 71st of the season—he broke Frank Wycheck's franchise record for the most receptions in a season by a tight end.
- At New England (12/20), started at tight end and caught two passes for 64 yards with two touchdowns. Hauled in a seven-yard touchdown pass from Zach Mettenberger with 10:05 left to play in the third quarter. Collected his second touchdown of the afternoon with a 57-yard catch-and-run rumble down the right sideline with 6:52 left to play in the fourth quarter. On a 57-yard touchdown reception, broke his own franchise record for the most receiving yards in a season by a tight end.
- Against Houston (12/27), played as a reserve at tight end and led the team with nine catches for 59 yards. In the first quarter, caught his 200th reception as a member of the Titans.
- At Indianapolis (1/3), started at tight end and led the team with nine catches and 94 receiving yards. Rushed once for 36 yards. With a 13-yard catch in the first quarter, became the first tight end in franchise history to reach 1,000 receiving yards in a season. Extended the Titans' second touchdown drive with a 17-yard catch on third-and-seven in the second quarter. On the next play, took a handoff on a reverse and scampered for 36 yards down the right sideline in the second stanza. Extended the Titans' scoring drive in the third quarter with an 11-yard reception on third-and-one. Kept the Titans' fourth-quarter touchdown drive alive with a nine-yard catch on third-and-four.

2014 (15/14 - Tennessee): Played in 15 games with 14 starts at tight end and led the team with a career-high 63 receptions. Led the team and ranked second among AFC tight ends with a career-best 890 receiving yards, which is a franchise single-season record for tight ends. Ranked second on the team with four receiving touchdowns. Was inactive for one contest. Led or tied for the team lead in receptions five times in 2014 (vs. DAL, at IND, vs. HOU, at PHI, vs. IND). Led the team in receiving yards five times in 2014 (vs. DAL, at CIN, at IND, at PHI, vs. IND). Tied a career-high with 10 receptions against Dallas (9/14/14). Set a career-best with 155 receiving yards at Philadelphia (11/23/14). Posted two 100-yard receiving performances (vs. DAL, at PHI). With a 12-yard catch in the second quarter at Cincinnati (9/21/14), reached 200 career receptions.

- At Kansas City (9/7), hauled in three receptions for 37 yards with a touchdown. Gave the Titans a 7-3 lead with a leaping five-yard touchdown grab in the back of the end zone with 3:31 left to play in the second quarter.

- Against Dallas (9/14), led the team with a then-career-best 142 receiving yards, while tying a career-high with a team-high 10 receptions and a touchdown. In addition to setting a then-career high, Walker's 142 receiving yards qualified as the third-highest total in franchise history by a tight end. Cut the Cowboys' lead to 16-10 with a career-long 61-yard touchdown catch-and-run on third-and-three with 7:45 remaining in the third quarter.
- At Cincinnati (9/21), led the team with 54 receiving yards on four catches. With a 12-yard catch in the second quarter, reached 200 career receptions.
- At Indianapolis (9/28), tied for the team lead with five receptions for a team-best 84 receiving yards and a touchdown. Kickstarted the Titans' first scoring drive with a 31-yard reception in the second quarter. Cut the Colts lead to 20-10 with an acrobatic seven-yard touchdown reception in the back of the end zone with 17 seconds left to play in the first half.
- Against Jacksonville (10/12), snared three receptions for 57 yards. Extended the Titans' first scoring drive with an 18-yard grab on third-and-one in the first stanza. Kickstarted the Titans' touchdown drive with a 37-yard grab in the second quarter.
- Against Houston (10/26), tied for the team lead with four receptions for 37 yards with a touchdown. Got the Titans in the end zone with a six-yard touchdown catch with 2:12 left to play in the third quarter.
- At Baltimore (11/9), hauled in three receptions for 37 yards before leaving the game in the second quarter with an injury. Converted two third downs with a 15-yard reception on third-and-nine and a 17-yard grab on third-and-seven during the opening drive of the game.
- Against Pittsburgh (11/17), was inactive.
- At Philadelphia (11/23), led the team with five receptions for a career-high 155 receiving yards which is the second-highest receiving yardage total by a tight end in franchise history. Set up the Titans second touchdown with a 68-yard catch-and-run reception in the second stanza. Extended the Titans' third scoring drive with a 21-yard reception on third-and-two in the second quarter. Kickstarted the Titans' final touchdown drive with a 27-yard catch down to the Eagles' 10-yard line in the final quarter.
- Against N.Y. Jets (12/14), collected four receptions for 93 yards and in the process set a new single-season franchise record for receiving yards by a tight end.
- Against Indianapolis (12/28), started at tight end and led the team with seven receptions and 43 receiving yards.

2013 (15/11 - Tennessee): Played in 15 games with 11 starts in his first season with the Titans and led the team with a career-high six receiving touchdowns. Ranked second on the team with a career-high 60 receptions and third on the squad with 571 receiving yards. Became just the second franchise tight end (Frank Wycheck) to amass 60 receptions in a season. Led the team in receptions once in 2013 (vs. IND). Led the team in receiving yards once in 2013 (vs. IND). Set career-highs with 10 receptions and 91 receiving yards against Indianapolis (11/14/13). Went over the 2,000-yard career receiving mark at Jacksonville (12/22/13).

- At Pittsburgh (9/8), made his Titans debut and caught three passes for 40 yards. Extended the Titans' second scoring drive with a 25-yard reception on third-and-15 in the third quarter. Drew a 24-yard pass interference penalty deep in Steelers' territory in the fourth quarter.
- At Houston (9/15), gave the Titans a 17-16 lead with a 10-yard touchdown pass from Jake Locker with 6:37 left to play in the fourth quarter.
- Against San Diego (9/22), made his first start in a Titans uniform and caught five passes for 49 yards. Helped block for Titans' rushers to gain 170 yards on the ground. Kickstarted the Titans' initial touchdown drive with a 17-yard grab in the second quarter.
- Against N.Y. Jets (9/29), got the Titans on the scoreboard with a one-yard touchdown reception on third-and-goal with 11:57 left to play in the first quarter.
- Against San Francisco (10/20), caught three passes for 52 yards with a touchdown. Snared a 26-yard touchdown pass with 3:17 left to play in the fourth quarter.
- Against Jacksonville (11/10), snared four receptions for 62 yards with a touchdown. Extended the Titans' final touchdown drive with a 33-yard grab on third-and-10 late in the fourth quarter. Got open in the end zone for a 14-yard touchdown with 40 seconds remaining in the game.
- Against Indianapolis (11/14), led the team with career-highs in receptions (10) and receiving yards (91), while adding a touchdown catch. Extended the Titans' initial touchdown drive with a 12-yard grab on third-and-one in the opening stanza. Kept the Titans' second touchdown drive alive with a 14-yard catch on third-and-seven in the first quarter. Converted a third-and-nine with an 18-yard reception during the Titans' scoring drive early in the final stanza. Got open and hauled in a 19-yard touchdown pass with

1:54 left to play in the game.

- At Indianapolis (12/1), snared one reception for five yards before leaving the game in the first quarter with an injury.
- Against Arizona (12/15), snared eight catches for 53 yards with a touchdown. Helped set up the Titans' first touchdown with a 22-yard reception to the Cardinals' 33-yard line in the first quarter. Made the score 17-13 with a one-yard touchdown catch on a play-action fake with 6:16 left to play in the third quarter.

2012 (16/4, 3/1 - San Francisco): Appeared in all 16 games with four starts and compiled 21 receptions. Set a single-season career-high with 344 receiving yards and tied a career best with three receiving touchdowns. Appeared in all three postseason contests with a start and posted five receptions for 85 yards. Talled four special teams tackles in the postseason, tying for the team lead (Michael Wilhoite).

- Against Seattle (10/18), hauled in his first touchdown of the season and the sixth of his career on an 11-yard pass from Alex Smith.
- At New England (12/16), recorded two receptions for 34 yards and a touchdown from Colin Kaepernick. Walker also recovered the Patriots onside kick attempt late in the fourth quarter to seal the victory.
- At Seattle (12/23), caught an 18-yard touchdown pass from Colin Kaepernick in the fourth quarter, giving him three receiving touchdowns in 2012, tying a career high (3 - 2011). He finished the game with four receptions for 54 yards.
- Against Baltimore (2/3), led the team with three special teams tackles in Super Bowl XLVII.

2011 (15/7, 1/1 - San Francisco): Appeared in 15 games with seven starts and caught 19 passes for 198 yards with three touchdowns. Started the playoff contest and caught two passes for 36 yards, including a long reception of 29 yards.

- Against Seattle (9/11), led team with three special teams tackles.
- Against Dallas (9/18), hauled in a 29-yard touchdown pass to record his third career score and first since at Carolina (12/2/07).
- Against Tampa Bay (10/9), recorded his second touchdown of the season with a 26-yard touchdown catch on the 49ers opening drive, marking the first time in his career that he had multiple touchdowns in a season.
- At Detroit (10/16), caught a game-winning six-yard touchdown pass on fourth down with 1:51 left from Alex Smith for the 25-19 victory over the previously unbeaten Lions.
- Against N.Y. Giants (11/13), recovered the onside kick by David Akers in the second quarter. Tied his career high with six receptions for 69 yards.

2010 (14/8 - San Francisco): Saw action in 14 games with eight starts and tallied a career-best 29 receptions for 331 yards.

- Against Denver (10/31), registered a career-high 85 receiving yards on five receptions, including a 38-yard catch to the one-yard line to set up the 49ers first touchdown.
- Against St. Louis (11/14), hauled in four receptions for 80 yards, marking the first time he posted 80 receiving yards in back-to-back games.

2009 (16/8 - San Francisco): Played in all 16 games with eight starts and caught 21 passes for 233 yards. Carried the ball three times for 34 yards. Ranked tied for third on the team with a career-high 20 special teams tackles.

- Against Jacksonville (11/29), registered a season-high four receptions for 52 yards, including two catches for more than 20 yards.

2008 (15/2 - San Francisco): Played in 15 games with two starts and hauled in 10 catches for 155 yards and a touchdown.

- Against New England (10/5), started his first game of season and caught one pass for eight yards.
- Against Philadelphia (10/12), filled in at fullback when Zak Keasey (bicep) left the game in the second quarter.
- Against Seattle (10/26), hauled in a career-long 53-yard catch from J.T. O'Sullivan in the first quarter to set up the 49ers first score of game. Left the game in second quarter with an elbow injury and did not return.
- At Dallas (11/23), returned five kickoffs for 112 yards after kick returner Allen Rossum left game with an ankle injury.

2007 (16/10 - San Francisco): Saw action 16 games with 10 starts and posted 21 receptions for 174 yards and one touchdown. Also recovered two

onside kicks on special teams.

- At Pittsburgh (9/23), made first start of season and caught three passes for 19 yards, while returning three kickoffs for 63 yds.
- At Carolina (12/2), recorded his first career touchdown on a 21-yard pass from Trent Dilfer.
- Against Minnesota (12/9), established then career-highs with six catches for 66 yards.

2006 (7/1 - San Francisco): Appeared in seven games as a rookie and registered two catches for 30 yards. Returned one kickoff for 25 yards. Injured shoulder early in training camp and missed first month of season.

- Against Oakland (10/8), played first career game and recorded his first NFL touch when he returned a kickoff 25 yds.
- At New Orleans (12/3), made first career start in a two-tight end set and saw extended playing time due to a knee injury suffered by Eric Johnson.

COLLEGE:

- Attended Central Missouri State, where he played 20 games and finished his college career tied with Anthony Simpson (1994-95) for eighth on school's career-record list with 113 receptions.
- Upon leaving UCM, his 1,347 receiving yards ranked 11th in school history, while his 965 yards on kickoff returns ranked seventh and 2,578 all-purpose yards ranked ninth.
- His two kickoff returns for touchdowns in 2004 tied a school season-

record first set by Walter Rhome in 1971, and his three kickoff returns for scores tied CMSU's all-time record also held by Rhome (1969-72).

- Spent his first two seasons (2002-03) at Mt. San Antonio (Calif.) Community College and appeared in 19 games.
- Caught 199 total passes for 2,659 yds. and 23 touchdowns in 39 contests during his collegiate career.
- Majored in video production, with a minor in criminal justice at Central Missouri.

PERSONAL:

- Has a son, Delanie Jr., and a daughter, Erra Paris.
- Attended Pomona (Calif.) High School, where he was a first-team All-Region selection by *The Los Angeles Times*, adding all-division and All-San Gabriel Valley honors as a senior.
- Twice chosen Miramonte League Offensive Player of the Year and was selected as the 2001 Pomona Red Devil of the Year.
- Follow Walker on Twitter and Instagram at @delaniewalker82.
- Born Delanie Walker on Aug. 12, 1984 in Pomona, Calif.

DELANIE WALKER'S GAME-BY-GAME

2006 San Francisco 49ers				RECEIVING				
Date	Opp.	W/L	P/S	No	Yds	Avg	Lg	TD
Sept 10	@ Ari	L	IA					
Sept 17	StL	W	IA					
Sept 24	Phi	L	IA					
Oct 1	@ KC	L	DNP					
Oct 8	Oak	W	p	0	0	0.0	0	0
Oct 15	SD	L	p	0	0	0.0	0	0
Oct 29	@ Chi	L	p	0	0	0.0	0	0
Nov 5	Min	W	p	0	0	0.0	0	0
Nov 12	@ Det	W	p	0	0	0.0	0	0
Nov 19	Sea	W	IA					
Nov 26	@ StL	L	IA					
Dec 3	@ NO	L	S	0	0	0.0	0	0
Dec 10	GB	L	p	2	30	15.0	29	0
Dec 14	@ Sea	W	DNP					
Dec 24	Ari	L	IA					
Dec 31	@ Den	W	IA					
Totals		7-9	7/1	2	30	15.0	29	0

2007 San Francisco 49ers				RECEIVING				
Date	Opp.	W/L	P/S	No	Yds	Avg	Lg	TD
Sept 10	Ari	W	p	0	0	0.0	0	0
Sept 16	@ StL	W	p	0	0	0.0	0	0
Sept 23	@ Pit	L	S	3	19	6.3	13	0
Sept 30	Sea	L	S	1	7	7.0	7	0
Oct 7	Bal	L	S	0	0	0.0	0	0
Oct 21	@ NYG	L	S	1	4	4.0	4	0
Oct 28	NO	L	S	1	0	0.0	0	0
Nov 4	@ Atl	L	p	0	0	0.0	0	0
Nov 12	@ Sea	L	p	1	2	2.0	2	0
Nov 18	StL	L	S	0	0	0.0	0	0
Nov 25	@ Ari	W	S	1	5	5.0	5	0
Dec 2	@ Car	L	p	1	21	21.0	21	1
Dec 9	Min	L	S	6	66	10.8	26	0
Dec 15	Cin	W	S	2	13	6.5	7	0
Dec 23	TB	W	p	2	23	11.5	14	0
Dec 30	@ Cle	L	S	2	14	7.0	10	0
Totals		5-11	16/10	21	174	8.3	26	1

2008 San Francisco 49ers				RECEIVING				
Date	Opp.	W/L	P/S	No	Yds	Avg	Lg	TD
Sept 7	Ari	W	p	0	0	0.0	0	0
Sept 14	@ Sea	W	p	3	44	14.7	24t	1
Sept 21	Det	L	p	1	21	21.0	21	0

Sept 28	@ NO	L	p	1	8	8.0	8	0
Oct 5	NE	L	S	0	0	0.0	0	0
Oct 12	Phi	L	S	0	0	0.0	0	0
Oct 19	@ NYG	L	p	2	53	26.5	53	0
Oct 26	Sea	L	p	1	4	4.0	4	0
Nov 10	@ Ari	W	IA					
Nov 16	StL	L	p	0	0	0.0	0	0
Nov 24	@ Dal	W	p	0	0	0.0	0	0
Nov 31	@ Buf	W	p	1	15	15.0	15	0
Dec 7	NYJ	L	p	1	10	10.0	10	0
Dec 14	@ Mia	W	p	0	0	0.0	0	0
Dec 21	@ StL	W	p	0	0	0.0	0	0
Dec 28	Was	W	p	0	0	0.0	0	0
Totals		8-8	15/2	10	155	15.5	53	1

2009 San Francisco 49ers				RECEIVING				
Date	Opp.	W/L	P/S	No	Yds	Avg	Lg	TD
Sept 13	@ Ari	W	p	1	17	0.0	0	0
Sept 20	Sea	W	p	0	0	0.0	0	0
Sept 27	@ Min	L	p	0	0	0.0	0	0
Oct 4	StL	W	S	1	10	10.0	10	0
Oct 11	Atl	L	S	1	39	39.0	39	0
Oct 25	@ Hou	L	p	1	2	2.0	2	0
Nov 1	@ Ind	L	S	0	0	0.0	0	0
Nov 8	Ten	L	S	1	13	13.0	13	0
Nov 12	Chi	W	p	0	0	0.0	0	0
Nov 22	@ GB	L	p	0	0	0.0	0	0
Nov 29	Jax	W	S	4	52	0.0	22	0
Dec 6	@ Sea	L	S	3	28	9.3	18	0
Dec 14	Ari	W	S	1	2	2.0	2	0
Dec 20	@ Phi	L	S	3	28	9.3	13	0
Dec 27	Det	W	p	3	36	12.0	22	0
Jan 3	@ StL	W	p	2	6	3.0	5	0
Totals		8-8	16/8	21	233	11.1	39	0

2010 San Francisco 49ers				RECEIVING				
Date	Opp.	W/L	P/S	No	Yds	Avg	Lg	TD
Sept 12	@ Sea	L	S	3	27	9.0	14	0
Sept 20	NO	L	p	2	26	13.0	22	0
Sept 26	@ KC	L	p	1	6	6.0	6	0
Oct 3	@ Atl	L	p	1	6	6.0	6	0
Oct 10	Phi	L	IA					
Oct 17	Oak	W	IA					
Oct 24	@ Car	L	p	0	0	0.0	0	0
Oct 31	Den	W	S	5	85	17.0	38	0

DELANIE WALKER'S GAME-BY-GAME CONT.

Nov 14	StL	W	S	4	80	20.0	36	0
Nov 21	TB	L	p	3	27	9.0	14	0
Nov 29	@ Ari	W	S	0	0	0.0	0	0
Dec 5	@ GB	L	S	2	19	9.5	15	0
Dec 12	Sea	W	S	1	7	7.0	7	0
Dec 16	@ SD	L	p	3	14	4.7	6	0
Dec 26	@ StL	L	S	3	17	5.7	7	0
Jan 2	Ari	W	S	1	17	17.0	17	0
Totals		6-10	14/8	29	331	11.4	38	0

2011 San Francisco 49ers

				RECEIVING				
Date	Opp.	W/L	P/S	No	Yds	Avg	Lg	TD
Sept 11	Sea	W	S	1	-1	-1.0	-1	0
Sept 18	Dal	L	p	2	38	19.0	29t	1
Sept 25	@ Cin	W	p	1	9	9.0	9	0
Oct 2	@ Phi	W	p	3	20	6.7	11	0
Oct 9	TB	W	S	2	37	18.5	26t	1
Oct 16	@ Det	W	p	2	11	5.5	6t	1
Oct 30	Cle	W	p	0	0	0.0	0	0
Nov 6	@ Was	W	S	2	15	7.5	10	0
Nov 13	NYG	W	S	6	69	11.5	19	0
Nov 20	Ari	W	p	0	0	0.0	0	0
Nov 24	@ Bal	L	S	0	0	0.0	0	0
Dec 4	StL	W	p	0	0	0.0	0	0
Dec 11	@ Ari	L	p	0	0	0.0	0	0
Dec 19	Pit	W	S	0	0	0.0	0	0
Dec 24	@ Sea	W	S	0	0	0.0	0	0
Jan 1	@ StL	W	IA					
Totals			15/7	19	198	10.4	29t	3
Playoffs								
Jan 14	NO	W	IA					
Jan 22	NYG	L	S	2	36	18.0	29	0
Totals			1/1	2	36	18.0	29	0

2012 San Francisco 49ers

				RECEIVING				
Date	Opp.	W/L	P/S	No	Yds	Avg	Lg	TD
Sept 9	@ GB	W	p	0	0	0.0	0	0
Sept 16	Det	W	p	1	7	7.0	7	0
Sept 23	@ Min	L	p	1	1	1.0	1	0
Sept 30	@ NYJ	W	S	2	31	15.5	25	0
Oct 7	Buf	W	p	0	0	0.0	0	0
Oct 14	NYG	L	p	0	0	0.0	0	0
Oct 18	Sea	W	S	1	12	12.0	12	1
Oct 29	@ Ari	W	p	2	38	19.0	23	0
Nov 11	StL	T	p	0	0	0.0	0	0
Nov 19	Chi	W	p	1	9	9.0	9	0
Nov 25	@ NO	W	p	3	81	27.0	45	0
Dec 2	@ StL	L	p	1	7	7.0	7	0
Dec 9	Mia	W	S	1	20	20.0	20	0
Dec 16	@ NE	W	p	2	34	17.0	34t	1
Dec 23	@ Sea	L	p	4	54	13.5	23	1
Dec 30	Ari	W	S	2	50	25.0	27	0
Totals		11-4-1	16/4	21	344	16.4	45	3
Playoffs								
Jan 12	GB	W	p	1	17	17.0	17	0
Jan 20	@ Atl	W	p	1	20	20.0	20	0
Feb 3	Bal	L	S	3	48	16.0	28	0
Totals		2-1	3/1	5	85	17.0	28	0

2013 Tennessee Titans

				RECEIVING				
Date	Opp.	W/L	P/S	No	Yds	Avg	Lg	TD
Sept 8	@ Pit	W	p	3	40	13.3	25	0
Sept 15	@ Hou	L	p	1	10	10.0	10t	1
Sept 22	SD	W	S	5	49	9.8	17	0
Sept 29	NYJ	W	p	3	14	4.7	7	1
Oct 6	KC	L	S	4	43	10.8	15	0
Oct 13	@ Sea	L	S	4	29	7.3	11	0
Oct 20	SF	L	S	3	52	17.3	26t	1
Nov 3	@ StL	W	p	2	13	6.5	8	0
Nov 10	Jax	L	S	4	62	15.5	33	1
Nov 14	Ind	L	S	10	91	9.1	19t	1

Nov 24	@ Oak	W	S	5	46	9.2	14	0
Dec 1	@ Ind	L	S	1	5	5.0	5	0
Dec 8	@ Den	L	IA					
Dec 15	Ari	L	S	8	53	6.6	22	1
Dec 22	@ Jax	W	S	4	35	8.8	11	0
Dec 29	Hou	W	S	3	29	9.7	11	0
Totals		7-9	15/11	60	571	9.5	33	6

2014 Tennessee Titans

				RECEIVING				
Date	Opp.	W/L	P/S	No	Yds	Avg	Lg	TD
Sept 7	@ KC	W	S	3	37	12.3	17	1
Sept 14	Dal	L	S	10	142	14.2	61t	1
Sept 21	@ Cin	L	S	4	54	13.5	23	0
Sept 28	@ Ind	L	S	5	84	16.8	31	1
Oct 5	Cle	L	S	4	47	11.8	21	0
Oct 12	Jax	W	S	3	57	19.0	37	0
Oct 19	@ Was	L	S	2	17	8.5	12	0
Oct 26	Hou	L	p	4	37	9.3	15	1
Nov 9	@ Bal	L	S	3	37	12.3	17	0
Nov 17	Pit	L	IA					
Nov 23	@ Phi	L	S	5	155	31.0	68	0
Nov 30	@ Hou	L	S	1	6	6.0	6	0
Dec 7	NYG	L	S	4	27	6.8	12	0
Dec 14	NYJ	L	S	4	93	23.3	33	0
Dec 18	@ Jax	L	S	4	54	13.5	21	0
Dec 28	Ind	L	S	7	43	6.1	10	0
Totals		2-14	15/14	63	890	14.1	68	4

2015 Tennessee Titans

				RECEIVING				
Date	Opp.	W/L	P/S	No	Yds	Avg	Lg	TD
Sept 13	@ TB	W	S	3	43	14.3	22	1
Sept 20	@ Cle	L	IA					
Sept 27	Ind	L	S	7	68	9.7	19	0
Oct 11	Buf	L	S	4	36	9.0	16	0
Oct 18	Mia	L	p	8	97	12.1	25	0
Oct 25	Atl	L	S	7	55	7.9	12	0
Nov 1	@ Hou	L	p	6	62	10.3	15	0
Nov 8	@ NO	W	p	7	95	13.6	61t	2
Nov 15	Car	L	S	3	52	17.3	21	0
Nov 19	@ Jax	L	S	8	109	13.6	29	0
Nov 29	Oak	L	S	6	91	15.2	36	0
Dec 6	Jax	W	p	8	92	11.5	29	1
Dec 13	@ NYJ	L	S	7	71	10.1	16	0
Dec 20	@ NE	L	S	2	64	32.0	57t	2
Dec 27	Hou	L	p	9	59	6.6	21	0
Jan 3	@ Ind	L	S	9	94	10.4	29	0
Totals		3-13	15/10	94	1,088	11.6	61t	6

2016 Tennessee Titans

				RECEIVING				
Date	Opp.	W/L	P/S	No	Yds	Avg	Lg	TD
Sept 11	Min	L	S	3	42	14.0	26	0
Sept 18	@ Det	W	p	6	83	13.8	32	1
Sept 25	Oak	L	IA					
Oct 2	@ Hou	L	S	2	34	17.0	24	0
Oct 9	@ Mia	W	p	5	66	13.2	29	1
Oct 16	Cle	W	S	1	21	21.0	21	0
Oct 23	Ind	L	S	7	84	12.0	26	1
Oct 27	Jax	W	S	4	75	18.8	47	0
Nov 6	@ SD	L	S	5	42	8.4	20	1
Nov 13	GB							
Nov 20	@ Ind							
Nov 27	@ Chi							
Dec 11	Den							
Dec 18	@ KC							
Dec 24	@ Jax							
Jan 1	Hou							
Totals		4-5	8/6	33	447	13.5	47	4

DELANIE WALKER'S NFL STATISTICS

REGULAR SEASON				RECEIVING					RUSHING				
Year	Team	GP	GS	No	Yds	Avg	Lg	TD	Att	Yds	Avg	Lg	TD
2006	San Francisco	7	1	2	30	15.0	29	0	0	0	-	0	0
2007	San Francisco	16	10	21	174	8.3	26	1	0	0	-	0	0
2008	San Francisco	15	2	10	155	15.5	53	1	2	-13	-6.5	-3	0
2009	San Francisco	16	8	21	233	11.1	39	0	3	34	11.3	16	0
2010	San Francisco	14	8	29	331	11.4	38	0	3	18	6.0	10	0
2011	San Francisco	15	7	19	198	10.4	29t	3	3	5	1.7	14	0
2012	San Francisco	16	4	21	344	16.4	45	3	0	0	-	0	0
2013	Tennessee	15	11	60	571	9.5	33	6	0	0	-	0	0
2014	Tennessee	15	14	63	890	14.1	68	4	0	0	-	0	0
2015	Tennessee	15	10	94	1,088	11.6	61t	6	1	36	36.0	36	0
2016	Tennessee	8	6	33	447	13.5	47	4	1	3	3.0	3	0
NFL Totals		152	81	373	4,461	12.0	68	28	13	83	6.4	36	0

REGULAR SEASON		KICKOFF RETURNS					PUNT RETURNS					
Year	Team	No	Yds	Avg	Lg	TD	No	FC	Yds	Avg	Lg	TD
2006	San Francisco	1	25	25.0	25	0	0	0	0	-	-	0
2007	San Francisco	3	63	21.0	30	0	0	0	0	-	-	0
2008	San Francisco	13	257	19.8	35	0	0	0	0	-	-	0
2009	San Francisco	5	85	17.0	25	0	0	0	0	-	-	0
2010	San Francisco	5	70	14.0	20	0	0	0	0	-	-	0
2012	San Francisco	4	28	7.0	18	0	0	0	0	-	-	0
NFL Totals		31	528	17.0	35	0	0	0	0	-	-	0

POSTSEASON				RECEIVING					RUSHING				
Year	Team	GP	GS	No	Yds	Avg	Lg	TD	Att	Yds	Avg	Lg	TD
2011	San Francisco	1	1	2	36	18.0	29	0	0	0	-	0	0
2012	San Francisco	3	1	5	85	17.0	28	0	0	0	-	0	0
NFL Totals		4	2	7	121	17.3	29	0	0	0	-	0	0

Single-Game Highs

Receptions - 10 (Twice, last vs. Dallas 9/14/14)
 Receiving Yards - 155 at Philadelphia (11/23/14)
 Long Reception - 68 at Philadelphia (11/23/14)
 Touchdowns - 2 (Twice, last at New England 12/20/15)
 Kickoff Returns - 5 at Dallas (11/23/08)
 Kickoff Return Yards - 112 at Dallas (11/23/08)
 Long Kickoff Return - 35 at Dallas (11/23/08)

Playoff Single-Game Highs

Receptions - 3 vs. Baltimore (2/3/13)
 Receiving Yards - 48 vs. Baltimore (2/3/13)
 Long Reception - 29 vs. N.Y. Giants (1/22/12)

Additional Statistics

Special Teams Tackles - 2 (2007), 15 (2008), 20 (2009), 13 (2010), 8 (2011), 3 (2012)
 Misc. Tackles - 2 (2013), 1 (2014), 3 (2015)
 Onside Kick Recoveries - 2 (2007), 1 (2011), 1 (2012)
 Fumble Recovery - 1 (2013), 3 (2014)



52 AARON WALLACE

OUTSIDE LINEBACKER • 6'2" • 242 LBS • COLLEGE: UCLA
ACQUIRED: 7TH ROUND - 2016 • NFL EXPERIENCE (NFL/TITANS): ROOKIE
HOMETOWN: SAN DIEGO, CALIF.
GAMES PLAYED/GAMES STARTED: 4/0 (PLAYOFFS: 0/0)



PRO: The Titans selected Aaron Wallace in the seventh round of the 2016 NFL Draft, viewing the 6-foot-2-inch, 242-pound defender as a player with tremendous upside. During Wallace's career at UCLA, he waited patiently for an opportunity to play regularly during his first three seasons and then became a mainstay for the Bruins as a senior. He led the team with seven sacks in his final year on campus. He is a versatile player, capable of lining up at multiple linebacker spots.

CAREER HIGHLIGHTS:

- In 2015, his seven sacks and 12.5 tackles for loss led UCLA as a senior. He played in all 13 games and recorded eight starts.

TITANS TIDBITS:

- Wallace is one-quarter Chinese on his mother's side of the family. One of his "bucket list" items is to walk on the Great Wall of China.
- His father, Aaron Wallace Sr., was a three-time All-Southwest Conference selection at linebacker for Texas A&M (1986-89) and was selected in the second round of the 1990 NFL Draft by the Oakland Raiders. Aaron Sr. went on to play eight seasons in the NFL, collecting 21 sacks in 102 career games.
- His mother, Sandra Broussard, is on the board of a foundation in San Diego called the Berry Good Food Foundation, which promotes nutritional education and organic food.
- He aspires to be a strength and conditioning coach following his playing career.

CAREER TRANSACTIONS:

- The San Diego, Calif., native was selected by the Titans in the seventh round (222nd overall) of the 2016 NFL Draft.

SEASON RECAPS:

2016 (4/0): Has tied for the team lead in special teams tackles twice in 2016 (at HOU, at MIA). Appeared in his first career NFL game at Detroit (9/18/16).

- Against Minnesota (9/11), was inactive.
- At Detroit (9/18), made his NFL debut as a reserve outside linebacker and posted three tackles. Combined with Rashad Johnson to stuff Theo Riddick for a one-yard loss on a rush off right tackle in the second quarter.
- Against Oakland (9/25), was inactive.
- At Houston (10/2), played as a reserve on special teams and recorded a tackle on coverage units.
- At Miami (10/9), tied for the team lead with one special teams tackle on coverage units.
- Against Cleveland (10/16), was inactive.
- Against Indianapolis (10/23), was inactive.
- Against Jacksonville (10/27), played as a reserve at outside linebacker and posted a quarterback pressure.
- At San Diego (11/6), was inactive.

COLLEGE:

- During a four-year career at UCLA, he played in 49 games and recorded 12 starts. His career totals included 92 tackles, seven sacks, 12.5 tackles for loss and one pass defended.

AS A SENIOR (2015), played 13 games for the third consecutive season and set a career high with eight starts. Led the team with 12.5 tackles for loss (ninth in the Pac-12) and seven sacks (tied for fourth in the conference). Ranked sixth on the team with 65 tackles, posting at least

five tackles in seven contests. Posted at least 0.5 tackles for loss in each of the last seven games of the season. Earned All-Conference honorable mention from the league's coaches.

- Against California (10/22), registered a career-high 2.5 sacks in a win over the 19th-ranked team in the country.
- At Utah (11/21), credited with nine stops, including a sack and 1.5 tackles for loss.
- At USC (11/28), recorded a career-high 11 tackles, including a sack and two tackles for loss.

AS A JUNIOR (2014), appeared in all 13 games with one start. Recorded 19 tackles and 0.5 tackles for loss.

- At Virginia (8/30), totaled three stops in the season opener.
- Against Stanford (11/28), recorded a season-high five tackles.
- Against Memphis (9/6), recorded his lone start of the season.

AS A SOPHOMORE (2013), appeared in 13 games and recorded three starts. Totaled five tackles.

- Against Nevada (8/31), had a season-high two stops.

AS A REDSHIRT FRESHMAN (2012), saw action in 10 games as a reserve linebacker and on special teams. Recorded three tackles on the season and forced one fumble.

- Against Stanford (11/24), forced a fumble.

AS A FRESHMAN (2011), redshirted.

- Graduated in December 2015 with a degree in sociology.

PERSONAL:

- Single, splits time between Nashville and San Diego, Calif.
- Attended Rancho Bernardo (San Diego, Calif.) High School, where he was rated No. 62 among all linebackers and No. 88 among California players by rivals.com. Ranked No. 34 among outside linebackers by scout.com. Earned PrepStar All-Region honors.
- Missed his entire senior high school season due to an ankle injury.
- As a junior in high school, produced 65 tackles.
- Also participated on high school baseball (outfielder) and track and field teams (triple jump, long jump).
- On Instagram: @wallace51
- List of favorites: (TV show) "It's Always Sunny in Philadelphia"; (movie) "The Pursuit of Happyness" and "Django Unchained"; (musician or band) Outkast; (childhood sports teams) San Antonio Spurs; (athlete as a child) Ken Griffey, Jr.; (food) sushi; and (guilty pleasure) any dessert.
- Born Aaron Jon Wallace, Jr. on July 8, 1993 in Los Angeles, Calif.

AARON WALLACE'S COLLEGE STATISTICS

REGULAR SEASON		TACKLES								INTERCEPTIONS					FUMBLES		
Year	Team	GP	GS	Tot	Solo	Asst	Sk	Yds	TFL	No	Yds	Lg	TD	PD	FF	FR	Yds
2012	UCLA	10	0	3	3	0	0.0	0	0.0	0	0	-	0	0	1	0	0
2013	UCLA	13	3	5	4	1	0.0	0	0.0	0	0	-	0	0	0	0	0
2014	UCLA	13	1	19	10	9	0.0	0	0.5	0	0	-	0	0	0	0	0
2015	UCLA	13	8	65	32	33	7.0	52	12.5	0	0	-	0	1	0	0	0
College Totals		49	12	92	49	43	7.0	52	13.0	0	0	-	0	1	1	0	0

Single-Game Highs

Tackles - 11 at USC (11/28/15)

Sacks - 2.5 vs. California (10/22/15)

Forced Fumble - 1 vs. Stanford (11/24/12)

AARON WALLACE'S GAME-BY-GAME

2016 Tennessee Titans																			
Date	Opp	W/L	P/S	Tot	Solo	Asst	Sk	- Yds	QBP	TFL	Int	Yds	TD	PD	FF	FR	Yds	SpT	
Sept 11	Min	L	IA																
Sept 18	@ Det	W	p	3	2	1	0.0	0.0	0	0	0	0	0	0	0	0	0	0	
Sept 25	Oak	L	IA																
Oct 2	@ Hou	L	p	0	0	0	0.0	0.0	0	0	0	0	0	0	0	0	0	1	
Oct 9	@ Mia	W	p	0	0	0	0.0	0.0	0	0	0	0	0	0	0	0	0	1	
Oct 16	Cle	W	IA																
Oct 23	Ind	L	IA																
Oct 27	Jax	W	p	0	0	0	0.0	0.0	1	0	0	0	0	0	0	0	0	0	
Nov 6	@ SD	L	IA																
Nov 13	GB																		
Nov 20	@ Ind																		
Nov 27	@ Chi																		
Dec 11	Den																		
Dec 18	@ KC																		
Dec 24	@ Jax																		
Jan 1	Hou																		
Totals				4-5	4/0	3	2	1	0.0	0.0	1	0	0	0	1	0	0	0	2

AARON WALLACE'S NFL STATISTICS

REGULAR SEASON		TACKLES								INTERCEPTIONS					FUMBLES				
Year	Team	GP	GS	Tot	Solo	Asst	Sk	Yds	QBP	TFL	No	Yds	Lg	TD	PD	FF	FR	Yds	SpT
2016	Tennessee	4	0	3	2	1	0.0	0.0	1	0	0	0	0	0	0	0	0	0	2
NFL Totals		4	0	3	2	1	0.0	0.0	1	0	0	0	0	0	0	0	0	0	2

Single-Game Highs

Tackles - 3 at Detroit (9/18/16)

Quarterback Pressures - 1 vs. Jacksonville (10/27/16)

Special Teams Tackles - 1 (Twice, last at Miami 10/9/16)



54 AVERY WILLIAMSON



LINEBACKER • 6'1" • 246 LBS • COLLEGE: KENTUCKY

ACQUIRED: 5TH ROUND - 2014 • NFL EXPERIENCE (NFL/TITANS): 3/3

HOMETOWN: MILAN, TENN.

GAMES PLAYED/GAMES STARTED: 40/36 (PLAYOFFS: 0/0)

PRO: The Titans used their fifth-round pick in the 2014 NFL Draft on Kentucky linebacker Avery Williamson. The 6-foot-1-inch, 246-pound defender entered the NFL with a reputation as an aggressive, downhill, sure-tackling inside linebacker. In 2015, Williamson led the team with 137 tackles and became the first player in the Titans era to start his career with back-to-back 100-tackle seasons. He had one of the most productive seasons of any Titans defensive rookie in recent memory in 2014. Even though he did not record his first start until Week 5, he produced 107 tackles to rank third on the team and record the highest tackle total by a rookie in the "Titans era" (1999–present).

CAREER HIGHLIGHTS:

- In 2015, Williamson led the team with 137 tackles and ranked third on the squad with nine tackles for loss. He became the first player in the Titans era to start his career with back-to-back 100-tackle seasons.
- As a rookie, Williamson saw action in all 16 games with 12 starts at linebacker and ranked third on the team with 107 tackles. He also tied for third on the squad with three sacks.
- As a senior at Kentucky, Williamson was a team captain and led the squad in tackles for the second consecutive season. His 102 tackles tied for fourth place in the SEC.

TITANS TIDBITS:

- Williamson grew up in the West Tennessee town of Milan, which is approximately a two-hour drive from Nashville. He lists Eddie George, Steve McNair and Jevon Kearse as his favorite Titans as a child.
- During the 2016 offseason, Williamson spent time as an analyst on the set of NFL Network.
- One of Williamson's "bucket list" items is to see the pyramids in Egypt.
- In 2013, he was chosen to represent the Kentucky football program on a one-week educational/service trip in Ethiopia.

CAREER TRANSACTIONS:

- The Milan, Tenn., native was selected by the Titans in the fifth round (151st overall) of the 2014 NFL Draft.

SEASON RECAPS:

2016 (9/9): Leads the team with 94 tackles. Has led or tied for the team lead in tackles nine times in 2016 (vs. MIN, at DET, vs. OAK, at HOU, at MIA, vs. IND, vs. JAX). Has tied for the team lead in sacks twice in 2016 (vs. CLE, vs. JAX).

- Against Minnesota (9/11), started at linebacker and led the team with 10 tackles, including a stop for loss and a quarterback pressure. Teamed with Sean Spence to stuff Adrian Peterson for a two-yard loss on the rush off left tackle in the second quarter.
- At Detroit (9/18), started at linebacker and led the team with 11 tackles before leaving the game early in the fourth quarter with an injury.
- Against Oakland (9/25), started at linebacker and led the team with 13 tackles with an interception and a quarterback pressure. Intercepted a Derek Carr pass that was deflected by Jason McCourty at the Tennessee 26-yard line in the fourth quarter.
- At Houston (10/2), started at linebacker and recorded 15 tackles, including a stop for loss. Teamed with Karl Klug to stuff Alfred Blue for no gain on a rush off left guard in the second quarter.
- At Miami (10/9), started at linebacker and tied for the team lead with eight tackles.
- Against Cleveland (10/16), started at linebacker and led the team with 10 tackles, including a sack and two quarterback pressures. Dropped Cody Kessler for a five-yard sack early in the fourth quarter.

- Against Indianapolis (10/23), started at linebacker and led the team with nine tackles. Combined with Jurrell Casey to stonewall Robert Turbin for no gain on a rush up the middle in the final stanza.
- Against Jacksonville (10/27), started at linebacker and tied for the team lead with eight tackles, including a sack and a quarterback pressure. Halted a Jaguars' drive by dropping Blake Bortles for a nine-yard sack on third-and-six late in the second quarter.
- At San Diego (11/6), started at inside linebacker and tied for the team lead with 10 tackles.

2015 (15/15): Started 15 games at inside linebacker and led the team with 137 tackles. Became the first player in the Titans era to start his career with back-to-back 100-tackle seasons. Ranked third on the squad with nine tackles for loss. Registered 3.5 sacks, 13 quarterback pressures and an interception. Was inactive for one contest. Led or tied for the team lead in tackles six times in 2015 (vs. IND, at NO, vs. CAR, vs. OAK, at NE at IND). Led or tied for the team lead in tackles for loss four times in 2015 (vs. CAR, at JAX, vs. OAK, vs. HOU). Led or tied for the team lead in sacks twice in 2015 (at JAX, vs. OAK). Tied for the team lead in quarterback pressures once in 2015 (vs. CAR). Registered a career-best 16 tackles against Carolina (11/15/15).

- Against Indianapolis (9/27), started at inside linebacker and led the team with a then career-high tying 12 tackles. Stuffed Frank Gore for no gain on a rush off right tackle in the first quarter.
- Against Buffalo (10/11), started at linebacker and finished second on the team with nine tackles, including a sack, a tackle for loss and a quarterback pressure. Dropped Tyrod Taylor for a 12-yard sack in the third quarter.
- Against Atlanta (10/25), started at inside linebacker and amassed five tackles and his first career interception. Teamed with Wesley Woodyard to stuff Devonta Freeman for no gain on a rush off left guard early in the fourth quarter. Intercepted a deflected Matt Ryan fourth-and-goal pass in the end zone late in the fourth quarter.
- At New Orleans (11/8), started at inside linebacker and tied for the team lead with 10 tackles, including two quarterback pressures. Teamed with Angelo Blackson to stuff Mark Ingram for a one-yard loss on a rush off right tackle in the final stanza. Stonewalled Ingram for no gain on a run off right guard in the fourth quarter.
- Against Carolina (11/15), started at inside linebacker and led the team with a career-high 16 tackles, including a half sack, three tackles for loss and two quarterback pressures. Stonewalled Jonathan Stewart for a one-yard loss on a rush off right end in the first quarter. Stuffed Stewart for a two-yard loss on a rush off left tackle in the third stanza. Combined with David Bass to drop Cam Newton for a nine-yard sack late in the third quarter.
- At Jacksonville (11/19), started at inside linebacker and collected five tackles, a sack, three tackles for loss and a quarterback pressure. Combined with Wesley Woodyard to stuff Denard Robinson for no gain on a rush up the middle in the third quarter. Ended a Jaguars' drive by sacking Blake Bortles for a five-yard loss on third-and-nine in the fourth quarter. Stuffed T.J. Yeldon for no gain on a third-and-one carry up the middle late in the fourth quarter.
- Against Oakland (11/29), started at inside linebacker and led the team with 13 tackles, a sack, a stop for loss and a quarterback pressure. Dropped Derek Carr for a seven-yard sack in the first quarter.
- At New England (12/20), started at inside linebacker and led the team with 15 tackles. Combined with DaQuan Jones to stuff Brandon Bolden for no gain on a rush off right tackle in the final stanza.
- At Indianapolis (1/3), started at inside linebacker and led the team with 10 tackles with a quarterback pressure.

2014 (16/12): Appeared in 16 games with 12 starts at linebacker and ranked third on the team with 107 tackles in his rookie campaign. Tied for third on the squad with three sacks. Posted eight quarterback pressures, eight stops for loss, four passes defended and two fumble recoveries. Recorded seven special teams tackles on coverage units. Led or tied for the team lead in tackles three times in 2014 (vs. HOU, at BAL, vs. PIT). Led or tied for the team lead in sacks twice in 2014 (vs. HOU, vs. PIT). Tied for the team lead in passes defended twice in 2014 (vs. CLE, at HOU). Led or tied for the team lead in quarterback pressures three times in 2014 (at BAL, vs. PIT, at HOU). Registered his first career NFL start against Cleveland (10/5/14). Made his NFL debut at Kansas City (9/7/14).

- At Kansas City (9/7), made his NFL debut as a reserve on special teams.
- At Cincinnati (9/21), played as a reserve at linebacker and posted four tackles, including a stop for loss. Stonewalled Jeremy Hill for a two-yard loss on a rush off right guard in the second quarter.
- At Indianapolis (9/28), saw significant action as a reserve inside linebacker and finished second on the team with nine tackles.
- Against Cleveland (10/5), made his first career start at inside linebacker and finished second on the team with nine tackles and two passes defended. Halted a Browns' drive by breaking up a third-and-five pass intended for Jordan Cameron late in the second quarter. Broke up a pass intended for Cameron on third-and-three late in the third stanza.
- Against Jacksonville (10/12), started at inside linebacker and totaled seven tackles, including a stop for loss and a fumble recovery. Stopped Jordan Todman for no gain on a rush up the middle in the first stanza. Stuffed Todman for a one-yard loss on a rush off left end in the second quarter. Ended a potential Jaguars' scoring drive by recovering a Cecil Shorts III fumble that was forced by Jason McCourty at the Titans' eight-yard line in the fourth quarter.
- At Washington (10/19), started at inside linebacker and collected nine tackles and a fumble recovery. Recovered a Kirk Cousins fumble that was forced by a Derrick Morgan strip-sack in the first quarter.
- Against Houston (10/26), started at linebacker and led the team with 11 tackles, including a sack, two tackles for loss, a pass defended and a quarterback pressure. Stonewalled Arian Foster for a four-yard loss on a screen pass in the first quarter. Stopped Alfred Blue for no gain on a rush up the middle in the opening quarter. Registered his first career sack by dropping Ryan Fitzpatrick for a seven-yard loss in the second quarter. Knocked down a pass intended for Damaris Johnson in the second quarter.
- At Baltimore (11/9), started at linebacker and led the team with a career-best 12 tackles, including two stops for loss and two quarterback pressures. Stuffed Justin Forsett for a two-yard loss on a rush off left tackle in the second quarter. Stonewalled Steve Smith for no gain on a short pass early in the third quarter. Stopped Forsett for a three-yard loss on a rush off right end in the final stanza. Notched a special teams tackle on coverage units.
- Against Pittsburgh (11/17), started at linebacker and tied for the team lead with nine tackles, including a career-best two sacks, a team-high three quarterback pressures and a stop for loss. Teamed with Derrick Morgan to sack Ben Roethlisberger for a one-yard loss in the second quarter. Combined with Wesley Woodyard to sack Roethlisberger for an eight-yard loss in the third quarter. On the next play, ended a Steelers' drive by sacking Roethlisberger for an eight-yard loss on third-and-14. Collected a special teams tackle.
- At Houston (11/30), started at linebacker and notched six tackles, two quarterback pressures and a pass defended. Teamed with Derrick Morgan to stop Damaris Johnson for a seven-yard loss on a reverse in the fourth quarter. Batted down a pass intended for Foster in the fourth quarter.
- Against N.Y. Giants (12/7), started at linebacker and totaled eight tackles, including a stop for loss. Notched a special teams tackle. Teamed with Jurrell Casey to stonewall Andre Williams for a three-yard loss on a rush off left tackle in the second quarter. Stuffed Williams for no gain on a rush up the middle in the second stanza.

COLLEGE:

- In a four-year career at Kentucky, Williamson played in 49 games with 21 starts. He finished his career with 296 total tackles, including double-digit tackles in 12 career contests. After primarily serving on special teams in his first two years, he went over the 100-tackle mark as a junior (135) and senior (102).
- As a senior (2013), played in 12 games with 11 starts and finished the season as Kentucky's leading tackler for the second consecutive year, posting 102 total tackles to tie for fourth in the SEC. Additionally, he posted four tackles for loss, one sack, three quarterback hurries and two fumble recoveries. Served as captain in all 12 games. Had double-digit tackles

in four games. Named All-SEC first team by CollegeSportsMadness.com. Earned All-SEC second-team honors from Associated Press, SEC Coaches, ESPN.com, Phil Steele's College Football and Athlon Sports. Also named to the SEC Community Service Team.

- As a junior (2012), registered 10 starts in 12 games and finished first on the team, second in the SEC and placed seventh nationally with 135 total tackles. Earned second-team All-SEC honors from CollegeSportsMadness.com and third-team All-SEC by Phil Steele's College Football. Had eight double-figure tackle performances. Recorded a streak of four games with at least 13 tackles in each game, the first UK player to do so since Randy Holleran in 1990. Additional contributions during the season included 4.5 tackles for loss, three sacks, an interception, four passes defended, two forced fumbles and a fumble recovery.
- As a sophomore (2011), played in all 12 games and registered 49 tackles, a tackle for loss, an interception, a pass defended and a forced fumble. Recorded at least two tackles in every game.
- As a freshman (2010), played in all 13 games, helping give the Wildcats depth at middle linebacker and totaled 10 tackles and one pass breakup.
- At the 2014 NFL Scouting Combine, he placed sixth among linebackers with a 4.66-second 40-yard dash and third among his position group with a 4.07-second short shuttle.
- Graduated in 2014 with a degree in integrated strategic communications.

PERSONAL:

- Attended Milan (Tenn.) High School, where he was a first-team Class AAA All-State linebacker as tabbed by the Tennessee Sports Writers Association. Led Milan to consecutive state championship finals with identical 14-1 records as a junior and senior. Named Region Defensive Player of the Year as a junior and senior. Named one of the top 15 players in Tennessee by Rivals.com.
- As a senior, named West Tennessee Player of the Year by the *Jackson Sun*. Made 125 tackles with one interception during the regular season in his senior year, and he also rushed for 416 yards and seven touchdowns at fullback.
- As a junior, collected 119 tackles, including 21 for loss. He set a Tennessee state championship game record with 22 tackles in the title contest.
- Was named the Outstanding Senior of his graduating high school class, recognizing academics, character and athletics. He was also a member of the honor-student club and the Spanish Club.
- At Kentucky, he was active in the community, participating in the Big Blue U Move-In (2011, 2012), the God's Pantry project (2012, 2013), Read Across America (2012, 2013), Salvation Army bellringing (2012), the "Be the Match" bone marrow drive (2012) and several school visits.
- List of favorites: (movie) "Friday"; (TV show) "Chappelle's Show"; (music artist) Yo Gotti; (school subject) public speaking; (car) Lamborghini; (books) mysteries; (food) baked chicken; and (athlete as a child) Ray Lewis.
- Follow Williamson on Twitter and Instagram at @AWilliamson54.
- Born Avery Milton Williamson on March 9, 1992 in Cleveland, Ohio.

AVERY WILLIAMSON'S GAME-BY-GAME

2014 Tennessee Titans

Date	Opp	W/L	P/S	Tot Solo	Asst	Sk	- Yds	QBP	TFL	Int - Yds	-TD	PD	FF	FR - Yds	SpT				
Sept 7	@ KC	W	p	0	0	0	0.0	0.0	0	0	0	0	0	0	0				
Sept 14	Dal	L	p	0	0	0	0.0	0.0	0	0	0	0	0	0	0				
Sept 21	@ Cin	L	p	4	2	2	0.0	0.0	0	1	0	0	0	0	0				
Sept 28	@ Ind	L	p	9	6	3	0.0	0.0	0	0	0	0	0	0	0				
Oct 5	Cle	L	S	9	4	5	0.0	0.0	0	0	0	2	0	0	1				
Oct 12	Jax	W	S	7	3	4	0.0	0.0	0	1	0	0	0	1	41				
Oct 19	@ Was	L	S	9	5	4	0.0	0.0	0	0	0	0	0	1	2				
Oct 26	Hou	L	S	11	8	3	1.0	7.0	1	2	0	0	1	0	0				
Nov 9	@ Bal	L	S	12	7	5	0.0	0.0	2	2	0	0	0	0	0				
Nov 17	Pit	L	S	9	3	6	2.0	12.5	3	1	0	0	0	0	0				
Nov 23	@ Phi	L	S	6	4	2	0.0	0.0	0	0	0	0	0	0	2				
Nov 30	@ Hou	L	S	6	2	4	0.0	0.0	2	0	0	0	1	0	0				
Dec 7	NYG	L	S	8	3	5	0.0	0.0	0	1	0	0	0	0	0				
Dec 14	NYJ	L	S	6	4	2	0.0	0.0	0	0	0	0	0	0	0				
Dec 18	@ Jax	L	S	5	2	3	0.0	0.0	0	0	0	0	0	0	1				
Dec 28	Ind	L	S	6	2	4	0.0	0.0	0	0	0	0	0	0	0				
Totals				2-14	16/12	107	55	52	3.0	19.5	8	8	0	0	4	0	2	43	7

2015 Tennessee Titans

Date	Opp	W/L	P/S	Tot Solo	Asst	Sk	- Yds	QBP	TFL	Int - Yds	-TD	PD	FF	FR - Yds	SpT
Sept 13	@ TB	W	S	5	2	3	0.0	0.0	1	0	0	0	0	0	0
Sept 20	@ Cle	L	S	6	3	3	0.0	0.0	0	0	0	0	0	0	0
Sept 27	Ind	L	S	12	8	4	0.0	0.0	0	0	0	0	0	0	0
Oct 11	Buf	L	S	9	7	2	1.0	12.0	1	1	0	0	0	0	0
Oct 18	Mia	L	IA												
Oct 25	Atl	L	S	5	4	1	0.0	0.0	0	0	1	0	0	0	0
Nov 1	@ Hou	L	S	7	2	5	0.0	0.0	2	0	0	0	0	0	0
Nov 8	@ NO	W	S	10	6	4	0.0	0.0	2	0	0	0	0	0	0

Nov 15	Car	L	S	16	9	7	0.5	4.5	2	3	0	0	0	0	0				
Nov 19	@ Jax	L	S	5	3	2	1.0	5.0	1	3	0	0	0	0	0				
Nov 29	Oak	L	S	13	7	6	1.0	7.0	1	1	0	0	0	0	0				
Dec 6	Jax	W	S	8	4	4	0.0	0.0	1	0	0	0	0	0	0				
Dec 13	@ NYJ	L	S	7	2	5	0.0	0.0	1	0	0	0	0	0	0				
Dec 20	@ NE	L	S	15	9	6	0.0	0.0	0	0	0	0	0	0	0				
Dec 27	Hou	L	S	9	5	4	0.0	0.0	0	1	0	0	0	0	0				
Jan 3	@ Ind	L	S	10	8	2	0.0	0.0	1	0	0	0	0	0	0				
Totals				3-13	15/15	137	79	58	3.5	28.5	13	9	1	0	0	1	0	0	0

2016 Tennessee Titans

Date	Opp	W/L	P/S	Tot Solo	Asst	Sk	- Yds	QBP	TFL	Int - Yds	-TD	PD	FF	FR - Yds	SpT				
Sept 11	Min	L	S	10	4	6	0.0	0.0	1	1	0	0	0	0	0				
Sept 18	@ Det	W	S	11	6	5	0.0	0.0	0	0	0	0	0	0	0				
Sept 25	Oak	L	S	13	4	9	0.0	0.0	1	0	1	0	0	1	0				
Oct 2	@ Hou	L	S	15	9	6	0.0	0.0	0	1	0	0	0	0	0				
Oct 9	@ Mia	W	S	8	3	5	0.0	0.0	0	0	0	0	0	0	0				
Oct 16	Cle	W	S	10	6	4	1.0	5.0	2	0	0	0	0	0	0				
Oct 23	Ind	L	S	9	5	4	0.0	0.0	0	0	0	0	0	0	0				
Oct 27	Jax	W	S	8	6	2	1.0	9.0	1	0	0	0	0	0	0				
Nov 6	@ SD	L	S	10	4	6	0.0	0.0	0	0	0	0	0	0	0				
Nov 13	GB																		
Nov 20	@ Ind																		
Nov 27	@ Chi																		
Dec 11	Den																		
Dec 18	@ KC																		
Dec 24	@ Jax																		
Jan 1	Hou																		
Totals				4-5	9/9	94	47	47	2.0	14.0	5	2	1	0	0	1	0	0	0

AVERY WILLIAMSON'S NFL STATISTICS


REGULAR SEASON

Year	Team	GP	GS	TACKLES				QBP	TFL	INTERCEPTIONS					FUMBLES				
				Tot	Solo	Asst	Sk			Yds	No	Yds	Lg	TD	PD	FF	FR	Yds	SpT
2014	Tennessee	16	12	107	55	52	3.0	19.5	8	8	0	0	0	0	4	0	2	43	7
2015	Tennessee	15	15	137	79	58	3.5	28.5	13	9	1	0	0	0	1	0	0	0	0
2016	Tennessee	9	9	94	47	47	2.0	14.0	5	2	1	0	0	0	1	0	0	0	0
NFL Totals		40	36	338	181	157	8.5	62.0	26	19	2	0	0	0	6	0	2	43	7

Single-Game Highs

Tackles - 16 vs. Carolina (11/15/15)
 Sacks - 2 vs. Pittsburgh (11/17/14)
 Tackle For Loss - 3 (Twice, last at Jacksonville 11/19/15)
 Quarterback Pressures - 3 vs. Pittsburgh (11/17/14)

Interceptions - **1 (Twice, last vs. Oakland 9/25/16)**
 Fumble Recovery - 1 (Twice, last at Washington 10/19/14)
 Passes Defensed - 2 vs. Cleveland (10/5/14)



96 AL WOODS

DEFENSIVE LINEMAN • 6'4" • 307 LBS • COLLEGE: LOUISIANA STATE
ACQUIRED: UNRESTRICTED FREE AGENT - 2014 (PIT)
NFL EXPERIENCE (NFL/TITANS): 7/3 • HOMETOWN: ELTON, LA.
GAMES PLAYED/GAMES STARTED: 76/16 (PLAYOFFS: 0/0)



PRO: The Titans targeted unrestricted free agent defensive end Al Woods early in the 2014 offseason to help fulfill the team's commitment to get larger on the defensive front. He appeared in 30 games with 10 starts in his first two campaigns with the team and was rewarded with a new contract during the 2016 offseason. The 6-foot-4-inch, 307-pounder has the ability to play all three spots on the defensive line, which adds to his value. Woods entered the NFL as a fourth-round selection by the New Orleans Saints. He has also spent time with the Tampa Bay Buccaneers, Seattle Seahawks and most recently the Pittsburgh Steelers, where he appeared in 28 games from 2012-2013.

CAREER HIGHLIGHTS:

- In 2015, Woods set a career high with nine starts.
- Woods saw action in 16 games in 2014, his first season in Tennessee. His totals included a career-high 31 tackles, a sack, two tackles for loss and a quarterback pressure.
- In 2013, Woods saw action in all 16 games for the first time in his career and notched 20 tackles, two sacks and a pass defensed with the Steelers.

TITANS TIDBITS:

- Woods likes to fish and hunt deer and owns a farm with about 300 head of cattle and 90 horses in Elton, La.

CAREER TRANSACTIONS:

- The Elton, La., native was originally selected by the New Orleans Saints in the fourth round (123rd overall) of the 2010 NFL Draft.
- Released by the Saints on Sept. 4, 2010.
- Signed by the Pittsburgh Steelers to their practice squad on Sept. 8, 2010.
- Signed by the Tampa Bay Buccaneers to their active roster from the Steelers' practice squad on Nov. 3, 2010.
- Released by the Buccaneers on Sept. 3, 2011.
- Claimed by the Seattle Seahawks off waivers on Sept. 4, 2011.
- Released by the Seahawks on Nov. 8, 2011.
- Claimed by the Steelers off waivers on Nov. 9, 2011.
- Signed by the Titans as an unrestricted free agent on March 13, 2014.

SEASON RECAPS:

2016 (7/4 - Tennessee):

- Against Minnesota (9/11), started at nose tackle and collected two tackles, including a stop for loss. Stuffed Matt Asiata for a one-yard loss on a rush up the middle in the fourth quarter.
- At Detroit (9/18), played as a reserve at nose tackle and posted a tackle.
- Against Oakland (9/25), saw action as a reserve at nose tackle and tallied a tackle.
- At Houston (10/2), started at nose tackle and recorded two tackles before leaving the game in the second quarter with an injury. Combined with Brian Orakpo to stop Lamar Miller for no gain on a rush off left tackle in the first quarter.
- At Miami (10/9), was inactive.
- Against Cleveland (10/16), was inactive.
- Against Indianapolis (10/23), returned to the lineup as a starter at nose tackle.
- Against Jacksonville (10/27), started at nose tackle and posted a quarterback pressure.
- At San Diego (11/6), played as a reserve at nose tackle.

2015 (14/9 - Tennessee): Saw action in 14 games with nine starts at nose tackle and registered 31 tackles, three quarterback pressures, and three tackles for loss. Was inactive for two games.

- At Cleveland (9/20), started at nose tackle and amassed a career-high tying five tackles, including two stops for loss and a quarterback pressure. Stonewalled Duke Johnson for a one-yard loss on a rush off left tackle in the third quarter. Stopped Isaiah Crowell for a three-yard loss on a rush off right tackle in the third stanza.
- Against Miami (10/18), played as a reserve at nose tackle and tied a career high with five tackles, including a stop for loss. Stuffed Jonas Gray for a three-yard loss on a rush off right end in the first quarter. Stuffed Lamar Miller for no gain on a rush off right guard early in the fourth quarter.
- At New Orleans (11/8), started at nose tackle and totaled three tackles and two quarterback pressures.
- Against Carolina (11/15), started at nose tackle and tied a career-high with five tackles. Left the game in the fourth quarter with an injury.
- At Jacksonville (11/19), was inactive.
- Against Oakland (11/29), was inactive.
- Against Jacksonville (12/6), played as a reserve at nose tackle and posted three tackles.

2014 (16/1 - Tennessee): Saw action in all 16 games with one start at nose tackle in his first season with the Titans. Posted a career-high 31 tackles, a sack, two stops for loss and a quarterback pressure. Added a blocked field goal on special teams. Tied for the team lead in sacks once in 2014 (vs. NYJ).

- At Kansas City (9/7), played as a reserve at nose tackle and collected a tackle in his Titans debut.
- At Indianapolis (9/28), saw action as a reserve at nose tackle and amassed a season-high four tackles.
- Against Cleveland (10/5), played as a reserve at nose tackle and registered two tackles, including a stop for loss. Stonewalled Terrance West for a two-yard loss on a rush off right guard in the second stanza.
- At Baltimore (11/9), started at nose tackle and tallied three tackles. Teamed with Wesley Woodyard to stuff Justin Forsett for no gain on a rush off right end in the opening stanza.
- At Philadelphia (11/23), amassed three tackles. Teamed with Karl Klug to stuff LeSean McCoy for no gain on a rush off left end in the third quarter.
- At Houston (11/30), notched two tackles, in addition to blocking a field goal on special teams. Teamed with Jason McCourty to stop Alfred Blue for no gain on a rush off right end in the first quarter. Teamed with Karl Klug to stuff Jonathan Grimes for a four-yard loss on a rush off right tackle in the final stanza. Blocked a 43-yard field goal attempt by Randy Bullock in the fourth quarter.
- Against N.Y. Jets (12/14), collected two tackles, including a sack. Dropped Geno Smith for a seven-yard sack in the fourth quarter. Teamed with Sammie Hill to stop Chris Ivory no gain on a rush off left guard in the fourth quarter.
- Against Indianapolis (12/28), tackled Matt Hasselbeck for a five-yard loss in the fourth quarter.

2013 (16/2 - Pittsburgh): Saw action on the defensive line and on special teams in all 16 games, making two starts. Posted 20 tackles, two sacks and a pass defensed.

- At Cleveland (11/24), recorded the first two sacks of his career. Dropped Brandon Weeden for no loss late in the second quarter. Also sacked Weeden for a six-yard loss late in the fourth quarter.
- At Baltimore (11/28), made his first career start.
- Against Cincinnati (12/15), totaled a career-high five tackles.

2012 (12/0 - Pittsburgh): Saw action on the defensive line and on special teams in each of the first 12 games and collected two tackles. Was inactive

AL WOODS' NFL STATISTICS

REGULAR SEASON		TACKLES									INTERCEPTIONS					FUMBLES			
Year	Team	GP	GS	Tot	Solo	Asst	Sk	Yds	QBP	TFL	No	Yds	Lg	TD	PD	FF	FR	Yds	SpT
2010	Tampa Bay	9	0	17	12	5	0.5	2.5	NA	NA	0	0	0	0	0	0	0	0	0
2011	SEA/PIT	2	0	2	1	1	0.0	0.0	NA	NA	0	0	0	0	0	0	0	0	0
2012	Pittsburgh	12	0	2	1	1	0.0	0.0	NA	NA	0	0	0	0	0	0	0	0	0
2013	Pittsburgh	16	2	20	15	5	2.0	6.0	NA	NA	0	0	0	0	1	0	0	0	0
2014	Tennessee	16	1	31	14	17	1.0	7.0	1	2	0	0	0	0	0	0	0	0	0
2015	Tennessee	14	9	31	14	17	0.0	0.0	3	3	0	0	0	0	0	0	0	0	0
2016	Tennessee	7	4	6	5	1	0.0	0.0	1	1	0	0	0	0	0	0	0	0	0
NFL Totals		76	16	109	62	47	3.5	15.5	5	6	0	0	0	0	1	0	0	0	0

POSTSEASON		TACKLES									INTERCEPTIONS					FUMBLES			
Year	Team	GP	GS	Tot	Solo	Asst	Sk	Yds	QBP	TFL	No	Yds	Lg	TD	PD	FF	FR	Yds	SpT
2011	Pittsburgh	0	0	0	0	0	0.0	0.0	NA	NA	0	0	0	0	0	0	0	0	0
NFL Totals		0	0	0	0	0	0.0	0.0	NA	NA	0	0	0	0	0	0	0	0	0

Single-Game Highs

Tackles - 5 (Four times, last vs. Carolina 11/15/15)
 Sacks - 2 at Cleveland (11/24/13)
 Passes Defensed - 1 vs. Cleveland (12/29/13)

Additional Statistics

Blocked Field Goal - 1 at Houston (11/30/14)



59 WESLEY WOODYARD

LINEBACKER • 6'0" • 233 LBS • COLLEGE: KENTUCKY
ACQUIRED: UNRESTRICTED FREE AGENT (DEN) - 2014
NFL EXPERIENCE (NFL/TITANS): 9/3 • HOMETOWN: LAGRANGE, GA.
GAMES PLAYED/GAMES STARTED: 128/74 (PLAYOFFS: 6/1)



 **Captain: 2014, 2015, 2016**

PRO: The Titans signed Wesley Woodyard during the 2014 unrestricted free agency period, adding veteran leadership to the linebacking corps. Following his career at the University of Kentucky, the 6-foot, 233-pounder went undrafted and signed a free agent contract with the Denver Broncos. Woodyard spent six seasons in Denver and appeared 87 career regular season games, totaling 396 tackles, eight sacks, five interceptions, six forced fumbles and one fumble recovery. He was also a six-time team captain during his tenure with the Broncos.

CAREER HIGHLIGHTS:

- In 2015, Woodyard finished second on the team with 110 tackles and third on the squad with five sacks.
- In his first season with the Titans in 2014, Woodyard started all 16 games at linebacker and led the team with a career-high 134 tackles.
- Represented the only player in the NFL in 2012 — and just the 12th player in the last 30 years — to record at least 100 tackles, five sacks and three interceptions in a single season. Posted career highs in starts (14), tackles (114), sacks (5.5), interceptions (3), passes defended (6) and fumble recoveries (1).
- In 2011, started seven games for the Broncos and finished second on the club with 87 tackles to go along with two passes defended and two forced fumbles.
- In 2008, was the only Bronco to rank among the top eight on the team in both defensive tackles (54 - 8th) and special-teams stops (11 - T1st) while seeing time in all 16 games with six starts as a rookie.

TITANS TIDBITS:

- Woodyard has been a captain in his first two seasons with the Titans. He joined Hall of Fame running back Floyd Little as the only players in Broncos franchise history to serve as a captain in each of their first five years with the club. In 2004, Woodyard also became the first-ever Kentucky freshman to serve as a team captain.
- Woodyard is the co-founder of The 16Ways Foundation which recognizes an emotional need for at-risk youth. The Foundation works on a national level to develop and implement workshops, seminars, camps, and other activities. These events are designed to build self-esteem, promote responsibility for one's own actions and overcoming obstacles, and demonstrate the importance of academics, knowledge of career options, professional development, community involvement, and mental and physical fitness among youth of all socio-economic backgrounds. The Foundation's primary focus is to work with at-risk youth between the ages of 8 and 18 and a secondary focus on adults in employment transition.
- During the 2016 offseason, Woodyard's 16Ways Foundation hosted a youth football and cheer camp, as well as a charity golf outing in Lexington, Ky.
- Woodyard was a three-time nominee for the Walter Payton NFL Man of the Year while with the Broncos in 2010-11 and 2013.

CAREER TRANSACTIONS:

- The LaGrange, Ga., native was originally signed by the Denver Broncos as a rookie free agent on April 28, 2008.
- Signed by the Titans as an unrestricted free agent on March 14, 2014.

SEASON RECAPS:

2016 (9/6 - Tennessee): Has tied for the team lead in tackles once in 2016 (at SD). Has led or tied for the team lead in sacks twice in 2016 (vs. CLE, at SD). Has tied for the team lead in passes defended once in 2016 (at MIA).

Has tied for the team lead in special teams tackles once in 2016 (vs. MIN).

- Against Minnesota (9/11), started at linebacker and collected six tackles, two quarterback pressures and a pass defended. Notched a special teams tackle on coverage units.
- At Detroit (9/18), saw significant action as a reserve at linebacker and posted eight tackles. Teamed with Angelo Blackson to stuff Theo Riddick for a one-yard loss on a rush off left tackle in the second quarter.
- Against Oakland (9/25), played as a reserve at linebacker and tallied two tackles, including a stop for loss. Notched two special teams tackles on coverage units. Stuffed Latavius Murray for no gain on a rush off right guard in the second quarter.
- At Houston (10/2), started at linebacker and recorded five tackles, including two stops for loss and two quarterback pressures. Shot through the line and stuffed Lamar Miller for a three-yard loss on a rush off right end in the second quarter. Stopped Miller for no gain on a rush up the middle in the fourth quarter.
- At Miami (10/9), started at linebacker and registered a pass defended. Broke up a pass intended for Dion Sims at the end of the first quarter
- Against Cleveland (10/16), started at linebacker and notched five tackles, including a sack and two quarterback pressures. Dropped Cody Kessler for a sack early in the opening stanza.
- Against Indianapolis (10/23), started at linebacker and collected four tackles.
- Against Jacksonville (10/27), started at linebacker and posted six tackles.
- At San Diego (11/6), played as a reserve at linebacker and tied for the team lead with 10 tackles, including a sack, a tackle for loss and a quarterback pressure. Stuffed Melvin Gordon for a two-yard loss on a rush off left tackle in the first quarter. Halted a Chargers' drive by dropping Philip Rivers for a seven-yard sack on third-and-16 in the second quarter.

2015 (16/12 - Tennessee): Played in all 16 games with 12 starts at inside linebacker. Ranked second on the team with 110 tackles and third on the squad with five sacks. Registered seven tackles for loss, nine quarterback pressures, three passes defended, a forced fumble and a fumble recovery. Posted six special teams tackles on coverage units. Led or tied for the team lead in tackles five times in 2015 (vs. BUF, vs. ATL, at NO, at JAX, at NYJ). Tied for the team lead in sacks four times in 2015 (at CLE, vs. MIA, vs. CAR, at JAX). Tied for the team lead in quarterback pressures twice in 2015 (vs. MIA, vs. CAR). Led the team in passes defended once in 2015 (at IND). Led the team in tackles for loss once in 2015 (vs. MIA). Tied for the team lead in special teams tackles twice in 2015 (at CLE, vs. HOU).

- At Cleveland (9/20), saw action as a reserve at inside linebacker and amassed a sack and a forced fumble. Collected a special teams tackle on coverage units. Ended a Cleveland drive by sacking Johnny Manziel and forcing a fumble that was recovered by the Browns on third-and-10 in the third quarter.
- Against Buffalo (10/11), started at linebacker and led the team with 10 tackles. Stuffed Boobie Dixon for no gain on a rush up the middle in the second quarter.
- Against Miami (10/18), started at inside linebacker and tallied 11 tackles, including a sack, two stops for loss and a quarterback pressure. Stonewalled Lamar Miller for a two-yard loss on a rush up the middle in the second quarter. Ended a Dolphins' drive by dropping Ryan Tannehill for a 10-yard sack on third-and-10 early in the fourth quarter.
- Against Atlanta (10/25), started at inside linebacker and led the team with 11 tackles. Teamed with Avery Williamson to stuff Devonta Freeman for no gain on a rush off left guard early in the fourth quarter. Met fullback Patrick DiMarco in the air and stoned him for no gain on a third down goalline rush in the fourth quarter.

- At New Orleans (11/8), started at inside linebacker and tied for the team lead with 10 tackles, including a sack, a tackle for loss and a quarterback pressure. Notched a solo special teams stop. Sacked Drew Brees for an 11-yard sack in the third stanza.
- Against Carolina (11/15), started at inside linebacker and tallied 10 tackles, including a sack, two quarterback pressures and a stop for loss. Stuffed Jonathan Stewart for no gain on a rush up the middle in the first quarter. Collected a one-yard sack of Cam Newton in the third quarter. Shot through the line and stuffed Stewart for no gain on a third-down goalline rush in the final stanza.
- At Jacksonville (11/19), started at inside linebacker and tied for the team lead with six tackles, a sack, two stops for loss and a quarterback pressure. Dropped Blake Bortles for a six-yard sack in the second quarter. Combined with Avery Williamson to stuff Denard Robinson for no gain on a rush up the middle in the third quarter. Forced the Jaguars to attempt a field goal by stuffing Robinson for no gain on a third-and-two rush off right end in the third stanza.
- Against Jacksonville (12/6), started at inside linebacker and posted five tackles, a quarterback pressure, a pass defended and a fumble recovery for a touchdown. Combined with Brain Orakpo to stuff T.J. Yeldon for no gain on a rush off left tackle in the second quarter. Collected his first career touchdown by scooping up a botched shotgun snap and diving into the end zone for a three-yard fumble return for a score with 7:46 left to play in the fourth quarter.
- At N.Y. Jets (12/13), started at inside linebacker and tied for the team lead with eight tackles. Collected a special teams tackle on coverage units. Combined with Angelo Blackson to stop Chris Ivory for no gain on a rush up the middle in the third quarter.

2014 (16/16 - Tennessee): Started all 16 games at linebacker and led the team with a career-high 134 tackles in his first season with the Titans. Tied for second on the team with two interceptions and tallied two and a half sacks, nine quarterback pressures, eight stops for loss and four passes defended. Notched two special teams tackles on coverage units. Led or tied for the team lead in tackles six times in 2014 (at KC, at CIN, at IND, at WAS, vs. NYG, vs. IND). Tied for the team lead in sacks once in 2014 (at KC). Led or tied for the team lead in passes defended twice in 2014 (at IND, at WAS). Was voted a team captain for the 2014 season by his teammates.

- At Kansas City (9/7), started at linebacker and led the team with seven tackles, including a sack and a tackle for loss. Halted a Chiefs' drive by sacking Alex Smith for a three-yard loss on third-and-three on the first possession of the game.
- Against Dallas (9/14), started at linebacker and finished second on the team with 10 tackles. Teamed with Derrick Morgan to stop DeMarco Murray for no gain on a rush off left guard in the third quarter. Stopped Lance Dunbar for no gain on a rush up the middle in the fourth quarter.
- At Cincinnati (9/21), started at linebacker and led the team with 11 tackles, including a stop for loss. Stuffed Ryan Hewitt for no gain on rush up the middle late in the fourth quarter.
- At Indianapolis (9/28), started at linebacker and led the team with 12 tackles, two quarterback pressures, two passes defended, including an interception. Halted a Colts' drive by knocking down a pass intended for T.Y. Hilton on third-and-16 early in the first quarter. Set up the Titans first touchdown by intercepting an Andrew Luck pass intended for Hakeem Nicks late in the second quarter. Stopped Trent Richardson for no gain on a rush off right end early in the fourth quarter.
- At Washington (10/19), started at inside linebacker and led the team with 11 tackles, an interception and a quarterback pressure. Combined with Kamerion Wimbley to stuff Alfred Morris for a three-yard loss on a rush off left end in the second quarter. Set up a Titans' touchdown by intercepting a Kirk Cousins pass intended for Andre Roberts in the second quarter.
- Against Houston (10/26), started at linebacker and posted eight tackles, including two tackles for loss and a quarterback pressure. Stuffed Arian Foster for a two-yard loss on a rush off right tackle in the opening quarter. Combined with Al Woods to stuff Alfred Blue for a one-yard loss on a rush off right tackle late in the third quarter. Stonewalled Blue for a one-yard loss on a rush off right tackle in the fourth quarter.
- Against N.Y. Giants (12/7), played in his 100th career regular season game. Started at linebacker and tied for the team lead with 10 tackles, including a stop for loss and a quarterback pressure. Combined with Ropati Pitoitua to stop Andre Williams for no gain on a rush off right tackle in the fourth quarter.
- At Jacksonville (12/18), started at linebacker and registered five tackles, including a sack, a stop for loss and a quarterback pressure. Collected a

special teams stop on coverage units. Dropped Blake Bortles for a five-yard sack in the third quarter.

2013 (14/10, 3/0 – Denver): Was elected a defensive season captain, played 14 games with 10 starts. Earned his third career Broncos' Walter Payton NFL Man of the Year award. Ranked second on the team with 83 tackles and added 1.5 sacks, one interception, three tackles for a loss, eight quarterback hits, four pass breakups and one forced fumble. Played all three playoff contests, finishing with seven tackles.

- Against Baltimore (9/5), finished second on the club with 10 tackles, including half a sack, one tackle for a loss, two quarterback hits and one pass breakup.
- At N.Y. Giants (9/15), finished second with seven tackles and added a pass breakup and a quarterback hit.
- Against Oakland (9/23), tied for the team lead with eight tackles and added half a sack and a pair of quarterback hits.
- Against Philadelphia (9/29), recorded half a sack and finished third on the team with eight tackles.
- At New England (11/24), set a career high with 15 tackles and forced one fumble.
- At Kansas City (12/1), intercepted Alex Smith's pass in the end zone.

2012 (15/14, 1/1 – Denver): Appeared in 15 regular season games, starting a career-high 14 contests, and led the club with 114 tackles (70 solo), to go along with 5.5 sacks (47.5 yds.), three interceptions (40 yds.), six passes defended, one forced fumble and one fumble recovery. Added three special teams stops. Became the only player in the NFL in 2012—and just the 12th player in the last 30 years—to record at least 100 tackles, five sacks and three interceptions in a single season. Named to *USA Today's* All-Joe Team and earned the Darrent Williams Good Guy Award from the Denver chapter of the Pro Football Writers of America.

- Against New Orleans (10/28), earned the AFC Defensive Player of the Week Award honors after setting or matching career highs in nearly every defensive category and becoming the first Bronco to post one sack, one interception and one forced fumble in the same game.
- At Cincinnati (11/4), finished with a career-high 14 tackles to lead all players.
- Against Cleveland (12/23), set a career high with 1.5 sacks.
- Against Baltimore (1/12), tied for second on the team with seven tackles in Denver's AFC Divisional Playoff Game.

2011 (15/7, 2/0 – Denver): Played in 15 games, starting a then career-high seven contests. Ranked second on the team with 87 tackles to go along with two passes defended and two forced fumbles. Led the club with 10 special teams tackles for the second consecutive season and the third time in his four years with the team. Added one forced fumble on the kickoff coverage unit. Saw action in both of Denver's postseason games and collected one special teams stop.

- Against Cincinnati (9/18), matched a career-high with 13 tackles (10 solo) and added a pass defended.
- Against Chicago (12/11), forced a Marion Barber fumble in Denver territory in overtime to prevent a game-winning score and set up Denver's offense for the go-ahead field goal.

2010 (11/3 – Denver): Was named a team captain for the third consecutive year. Played 11 games with three starts and totaled 23 tackles, including one sack for 10 yards, in addition to a team-leading 15 special teams stops. Tied for fifth in the NFL with 1.36 special teams tackles per game.

- Against San Diego (1/2), recorded his first career sack for 10 yards in the regular-season finale.

2009 (16/0 – Denver): Was named a team captain. Played as a reserve in all 16 games and posted 35 tackles, one interception, two pass breakups and one forced fumble. Tied for fourth on the team with nine special teams tackles.

- At Cincinnati (9/13), made his first career interception.
- Against Pittsburgh (11/9), placed second on the club with seven tackles.
- At Kansas City (12/6), had three special teams tackles.

2008 (16/6 – Denver): Entered the NFL with the Broncos as a college free agent on April 28. Played all 16 games with six starts as a rookie and ranked eighth on the team with 54 tackles while adding one pass breakup and one forced fumble. Tied for the team lead with 11 special-teams

tackles, including eight stops on kickoff coverage that tied for the club best. Was the only Broncos player to rank among the top eight on the team in both defensive tackles and special-teams stops. Tied for fourth in the league in unassisted tackles (36) according to press box totals during a stretch from Weeks 10-14 when he logged the first five starts of his NFL career. Also saw time at safety late in the year.

- At N.Y. Jets (11/30), registered a season-best 13 stops.

COLLEGE:

- Earned first-team All-Southeastern Conference honors during each of his final two seasons at the University of Kentucky, where he played 47 career games with 42 starts and led the Wildcats in tackles during each of his last three years.
- Concluded his collegiate career ranked eighth in Wildcats history with 395 tackles (259 solo) while adding 6.5 sacks (48 yds.), two interceptions, 12 pass breakups, seven forced fumbles and seven fumble recoveries.
- As a senior, led the SEC in tackles per game (10.6) and tied for 14th in the nation with 139 total stops.
- Posted 122 tackles as a junior that represented the second-highest total in the SEC and ranked 14th in the nation.
- Garnered honorable mention All-SEC accolades as a sophomore with 100 tackles (75 solo).
- Began his collegiate career as a strong safety before switching to linebacker midway through his freshman season. Earned freshman all-conference honors and became the first-ever Kentucky freshman to serve as a team captain.
- Earned a bachelor's degree in social work from Kentucky.

PERSONAL:

- Married to Veronica and the couple has a son, Greyson, and a daughter,

Noah Elle.

- Was named the Georgia Class AAA Defensive Player of the Year by the *Atlanta Journal-Constitution* after posting 125 tackles as a senior at LaGrange (Ga.) High School. Helped his team post a 51-3 combined record during his prep career and win two state championships.
- Named the Broncos' nominee for the Walter Payton NFL Man of the Year in 2010-11 and earned the Darrent Williams Good Guy Award from the Denver chapter of the Pro Football Writers of America in 2012.
- Follow Woodyard on Twitter and Instagram at @WoodDro52.
- Born Wesley Woodyard, Jr. on July 21, 1986, in LaGrange, Ga.

WESLEY WOODYARD'S GAME-BY-GAME

2008 Denver Broncos

Date	Opp	W/L	P/S	Tot	Solo	Asst	Sk	- Yds	QBP	TFL	Int	- Yds	-TD	PD	FF	FR	- Yds	SpT	
Sept 8	@ Oak	W	p	0	0	0	0.0	0.0	NA	NA	0	0	0	0	0	0	0	0	0
Sept 14	SD	W	p	0	0	0	0.0	0.0	NA	NA	0	0	0	0	0	0	0	0	0
Sept 21	NO	W	p	0	0	0	0.0	0.0	NA	NA	0	0	0	0	0	0	0	0	0
Sept 28	@ KC	L	p	0	0	0	0.0	0.0	NA	NA	0	0	0	0	0	0	0	0	0
Oct 5	TB	W	p	0	0	0	0.0	0.0	NA	NA	0	0	0	0	0	0	0	0	0
Oct 12	Jax	L	p	0	0	0	0.0	0.0	NA	NA	0	0	0	0	0	0	0	0	0
Oct 20	@ NE	L	p	0	0	0	0.0	0.0	NA	NA	0	0	0	0	0	0	0	0	0
Nov 2	Mia	L	p	0	0	0	0.0	0.0	NA	NA	0	0	0	0	0	0	0	0	0
Nov 6	@ Cle	W	S	10	9	1	0.0	0.0	NA	NA	0	0	0	0	0	0	0	0	0
Nov 16	@ Atl	W	S	11	8	3	0.0	0.0	NA	NA	0	0	0	0	0	0	0	0	0
Nov 23	Oak	L	S	8	7	1	0.0	0.0	NA	NA	0	0	0	0	0	0	0	0	0
Nov 30	@ NYJ	W	S	13	11	2	0.0	0.0	NA	NA	0	0	0	1	0	0	0	0	0
Dec 7	KC	W	S	8	8	0	0.0	0.0	NA	NA	0	0	0	1	0	0	0	0	0
Dec 14	@ Car	L	S	2	2	0	0.0	0.0	NA	NA	0	0	0	0	0	0	0	0	0
Dec 21	Buf	L	p	2	2	0	0.0	0.0	NA	NA	0	0	0	0	0	0	0	0	0
Dec 28	@ SD	L	p	0	0	0	0.0	0.0	NA	NA	0	0	0	0	0	0	0	0	0
Totals			8-8	16/6	54	47	7	0.0	0.0	NA	NA	0	0	1	1	0	0	0	0

2009 Denver Broncos

Date	Opp	W/L	P/S	Tot	Solo	Asst	Sk	- Yds	QBP	TFL	Int	- Yds	-TD	PD	FF	FR	- Yds	SpT	
Sept 13	@ Cin	W	p	2	1	0	0.0	0.0	NA	NA	1	0	0	1	0	0	0	0	0
Sept 20	Cle	W	p	1	1	0	0.0	0.0	NA	NA	0	0	0	0	0	0	0	0	0
Sept 27	Oak	W	p	2	0	0	0.0	0.0	NA	NA	0	0	0	0	0	0	0	0	0
Oct 4	Dal	W	p	3	2	0	0.0	0.0	NA	NA	0	0	0	0	0	0	0	0	0
Oct 11	NE	W	p	5	3	0	0.0	0.0	NA	NA	0	0	0	1	0	0	0	0	0
Oct 19	@ SD	W	p	1	1	0	0.0	0.0	NA	NA	0	0	0	1	0	0	0	0	0
Nov 1	@ Bal	L	p	2	1	0	0.0	0.0	NA	NA	0	0	0	0	0	0	0	0	0
Nov 9	Pit	L	p	7	6	0	0.0	0.0	NA	NA	0	0	0	0	0	0	0	0	0
Nov 15	@ Was	L	p	3	3	0	0.0	0.0	NA	NA	0	0	0	0	0	0	0	0	0
Nov 22	SD	L	p	0	0	0	0.0	0.0	NA	NA	0	0	0	0	0	0	0	0	0
Nov 26	NYG	W	p	1	1	0	0.0	0.0	NA	NA	0	0	0	0	0	0	0	0	0
Dec 6	@ KC	W	p	1	1	0	0.0	0.0	NA	NA	0	0	0	0	0	0	0	0	0
Dec 13	@ Ind	L	p	3	1	0	0.0	0.0	NA	NA	0	0	0	0	0	0	0	0	0
Dec 20	Oak	L	p	2	2	0	0.0	0.0	NA	NA	0	0	0	0	0	0	0	0	0
Dec 27	@ Phi	L	p	0	0	0	0.0	0.0	NA	NA	0	0	0	0	0	0	0	0	0
Jan 3	KC	L	p	2	2	0	0.0	0.0	NA	NA	0	0	0	0	0	0	0	0	0
Totals			8-8	16/0	35	25	10	0.0	0.0	NA	NA	1	0	0	2	1	0	0	0

2010 Denver Broncos

Date	Opp	W/L	P/S	Tot	Solo	Asst	Sk	- Yds	QBP	TFL	Int	- Yds	-TD	PD	FF	FR	- Yds	SpT	
Sept 12	@ Jax	L	p	0	0	0	0.0	0.0	NA	NA	0	0	0	0	0	0	0	0	0
Sept 19	Sea	W	IA																
Sept 26	Ind	L	S	0	0	0	0.0	0.0	NA	NA	0	0	0	0	0	0	0	0	0
Oct 3	@ Ten	W	IA																
Oct 10	@ Bal	L	S	0	0	0	0.0	0.0	NA	NA	0	0	0	0	0	0	0	0	0
Oct 17	NYJ	L	IA																
Oct 24	Oak	L	IA																
Oct 31	@ SF	L	IA																
Nov 14	KC	W	S	0	0	0	0.0	0.0	NA	NA	0	0	0	0	0	0	0	0	0
Nov 22	@ SD	L	p	6	4	2	0.0	0.0	NA	NA	0	0	0	0	0	0	0	0	0
Nov 28	StL	L	p	0	0	0	0.0	0.0	NA	NA	0	0	0	0	0	0	0	0	0
Dec 5	@ KC	L	p	1	1	0	0.0	0.0	NA	NA	0	0	0	0	0	0	0	0	0
Dec 12	@ Ari	L	p	1	1	0	0.0	0.0	NA	NA	0	0	0	0	0	0	0	0	0
Dec 19	@ Oak	L	p	1	1	0	0.0	0.0	NA	NA	0	0	0	0	0	0	0	0	0
Dec 26	Hou	W	S	9	8	1	0.0	0.0	NA	NA	0	0	0	0	0	0	0	0	0
Jan 2	SD	L	S	5	5	0	1.0	10.0	NA	NA	0	0	0	0	0	0	0	0	0
Totals			4-12	11/3	23	20	3	1.0	10.0	NA	NA	0	0	0	0	0	0	0	0

2011 Denver Broncos

Date	Opp	W/L	P/S	Tot	Solo	Asst	Sk	- Yds	QBP	TFL	Int	- Yds	-TD	PD	FF	FR	- Yds	SpT	
Sept 12	Oak	L	S	6	5	1	0.0	0.0	NA	NA	0	0	0	0	0	0	0	0	0
Sept 18	Cin	W	S	13	10	3	0.0	0.0	NA	NA	0	0	0	1	0	0	0	0	0
Sept 25	@ Ten	L	S	9	6	3	0.0	0.0	NA	NA	0	0	0	0	0	0	0	0	0
Oct 2	@ GB	L	S	6	4	2	0.0	0.0	NA	NA	0	0	0	0	0	0	0	0	0
Oct 9	SD	L	p	7	6	1	0.0	0.0	NA	NA	0	0	0	0	0	0	0	0	0
Oct 23	@ Mia	W	S	4	3	1	0.0	0.0	NA	NA	0	0	0	0	0	0	0	0	0
Oct 30	Det	L	S	8	5	3	0.0	0.0	NA	NA	0	0	0	0	0	0	0	0	0
Nov 6	@ Oak	W	p	3	2	1	0.0	0.0	NA	NA	0	0	0	0	0	0	0	0	0
Nov 13	@ KC	W	IA																
Nov 17	NYJ	W	p	7	5	2	0.0	0.0	NA	NA	0	0	0	0	1	0	0	0	0
Nov 27	@ SD	W	p	7	3	4	0.0	0.0	NA	NA	0	0	0	0	0	0	0	0	0
Dec 4	@ Min	W	p	4	2	2	0.0	0.0	NA	NA	0	0	0	0	0	0	0	0	0
Dec 11	Chi	W	p	2	2	0	0.0	0.0	NA	NA	0	0	0	0	1	0	0	0	0
Dec 18	NE	L	S	8	5	3	0.0	0.0	NA	NA	0	0	0	0	0	0	0	0	0
Dec 24	@ Buf	L	p	3	2	1	0.0	0.0	NA	NA	0	0	0	1	0	0	0	0	0
Jan 1	KC	L	p	0	2	0	0.0	0.0	NA	NA	0	0	0	0	0	0	0	0	0
Totals			8-8	15/7	87	60	27	0.0	0.0	NA	NA	0	0	2	2	0	0	0	0

Playoffs

Jan 8	Pit	W	p	0	0	0	0.0	0.0	NA	NA	0	0	0	0	0	0	0	0	0
Jan 14	@ NE	L	p	0	0	0	0.0	0.0	NA	NA	0	0	0	0	0	0	0	0	0
Totals			1-1	2/0	0	0	0	0.0	0.0	NA	NA	0	0	0	0	0	0	0	0

2012 Denver Broncos

Date	Opp	W/L	P/S	Tot	Solo	Asst	Sk	- Yds	QBP	TFL	Int	- Yds	-TD	PD	FF	FR	- Yds	SpT	
Sept 9	Pit	W	S	12	12	0	1.0	5.0	NA	NA	0	0	0	0	0	0	0	0	0
Sept 17	@ Atl	L	S	6	5	1	0.0	0.0	NA	NA	0	0	0	0	0	0	0	0	0
Sept 23	Hou	L	p	1	1	0	0.0	0.0	NA	NA	1	7	0	1	0	0	0	0	0
Sept 30	Oak	W	S	6	1	5	0.5	1.0	NA	NA	0	0	0	0	0	0	0	0	0
Oct 7	@ NE	L	S	11	5	6	0.5	10.0	NA	NA	0	0	0	0	0	0	0	0	0
Oct 15	@ SD	W	S	9	6	3	0.0	0.0	NA	NA	0	0	0	0	0	0	0	0	0
Oct 28	NO	W	S	13	9	4	1.0	12.0	NA	NA	1	8	0	2	1	0	0	0	0
Nov 4	@ Cin	W	S	14	4	10	0.0	0.0	NA	NA	0	0	0	0	0	0	0	0	0
Nov 11	@ Car	W	S	5	3	2	0.0	0.0	NA	NA	0	0	0	0	0	0	0	0	0
Nov 18	SD	W	S	8	5	3	0.0	0.0	NA	NA	1	25	0	1	0	1	0	0	0
Nov 25	@ KC	W	S	9	8	1	1.0	9.0	NA	NA	0	0	0	1	0	0	0	0	0
Dec 2	TB	W	S	3	0	3	0.0	0.0	NA	NA	0	0	0	0	0	0	0	0	0
Dec 6	@ Oak	W	IA																

WESLEY WOODYARD'S GAME-BY-GAME CONT.

2015 Tennessee Titans

Date	Opp	W/L	P/S	Tot	Solo	Asst	Sk	- Yds	QBP	TFL	Int	- Yds	-TD	PD	FF	FR	- Yds	SpT	
Sept 13	@ TB	W	p	3	2	1	0.0	0.0	0	0	0	0	0	0	0	0	0	0	1
Sept 20	@ Cle	L	p	1	1	0	1.0	10.0	0	0	0	0	0	0	1	0	0	0	1
Sept 27	Ind	L	p	1	0	1	0.0	0.0	0	0	0	0	0	0	0	0	0	0	0
Oct 11	Buf	L	S	10	7	3	0.0	0.0	0	0	0	0	0	0	0	0	0	0	0
Oct 18	Mia	L	S	11	9	2	1.0	10.0	1	2	0	0	0	0	0	0	0	0	0
Oct 25	Atl	L	S	11	8	3	0.0	0.0	0	0	0	0	0	0	0	0	0	0	0
Nov 1	@ Hou	L	S	8	7	1	0.0	0.0	1	1	0	0	0	0	0	0	0	0	1
Nov 8	@ NO	W	S	10	6	4	1.0	11.0	1	1	0	0	0	0	0	0	0	0	1
Nov 15	Car	L	S	10	6	4	1.0	1.0	2	1	0	0	0	0	0	0	0	0	0
Nov 19	@ Jax	L	S	6	4	2	1.0	6.0	1	2	0	0	0	0	0	0	0	0	0
Nov 29	Oak	L	S	7	6	1	0.0	0.0	0	0	0	0	0	0	0	0	0	0	0
Dec 6	Jax	W	S	5	1	4	0.0	0.0	1	0	0	0	0	1	0	1	3	0	
Dec 13	@ NYJ	L	S	8	5	3	0.0	0.0	0	0	0	0	0	0	0	0	0	0	1
Dec 20	@ NE	L	S	12	5	7	0.0	0.0	0	0	0	0	0	0	0	0	0	0	0
Dec 27	Hou	L	S	3	1	2	0.0	0.0	1	0	0	0	0	0	0	0	0	0	1
Jan 3	@ Ind	L	p	4	2	2	0.0	0.0	1	0	0	0	0	2	0	0	0	0	0
Totals				3-13	16/12	110	70	40	5.0	38.0	9	7	0	0	3	1	1	3	6

2016 Tennessee Titans

Date	Opp	W/L	P/S	Tot	Solo	Asst	Sk	- Yds	QBP	TFL	Int	- Yds	-TD	PD	FF	FR	- Yds	SpT	
Sept 11	Min	L	S	6	3	3	0.0	0.0	2	0	0	0	0	0	1	0	0	0	0
Sept 18	@ Det	W	p	8	5	3	0.0	0.0	0	0	0	0	0	0	0	0	0	0	0
Sept 25	Oak	L	p	2	1	1	0.0	0.0	0	1	0	0	0	0	0	0	0	0	2
Oct 2	@ Hou	L	S	5	4	1	0.0	0.0	2	2	0	0	0	0	0	0	0	0	0
Oct 9	@ Mia	W	S	0	0	0	0.0	0.0	0	0	0	0	0	0	1	0	0	0	0
Oct 16	Cle	W	S	5	3	2	1.0	0.0	2	0	0	0	0	0	0	0	0	0	0
Oct 23	Ind	L	S	4	2	2	0.0	0.0	0	0	0	0	0	0	0	0	0	0	0
Oct 27	Jax	W	S	6	1	5	0.0	0.0	0	0	0	0	0	0	0	0	0	0	0
Nov 6	@ SD	L	p	10	6	4	1.0	7.0	1	1	0	0	0	0	0	0	0	0	0
Nov 13	GB																		
Nov 20	@ Ind																		
Nov 27	@ Chi																		
Dec 11	Den																		
Dec 18	@ KC																		
Dec 24	@ Jax																		
Jan 1	Hou																		
Totals				4-5	9/6	46	25	21	2.0	7.0	7	4	0	0	2	0	0	0	3

WESLEY WOODYARD'S NFL STATISTICS

REGULAR SEASON

Year	Team	GP	GS	TACKLES						INTERCEPTIONS					FUMBLES				
				Tot	Solo	Asst	Sk	Yds	QBP	TFL	No	Yds	Lg	TD	PD	FF	FR	Yds	SpT
2008	Denver	16	6	54	47	7	0.0	0.0	NA	NA	0	0	-	0	1	1	0	0	11
2009	Denver	16	0	35	25	10	0.0	0.0	NA	NA	1	0	0	0	2	1	0	0	9
2010	Denver	11	3	23	20	3	1.0	10.0	NA	NA	0	0	-	0	0	0	0	0	15
2011	Denver	15	7	87	60	27	0.0	0.0	NA	NA	0	0	-	0	2	2	0	0	10
2012	Denver	15	14	114	70	44	5.5	47.5	NA	NA	3	40	25	0	6	1	1	12	3
2013	Denver	14	10	83	47	36	1.5	11	NA	NA	1	0	0	0	4	1	0	0	1
2014	Tennessee	16	16	134	66	68	2.5	12.0	9	8	2	20	13	0	4	0	0	0	2
2015	Tennessee	16	12	110	70	40	5.0	38.0	9	7	0	0	0	0	3	1	1	3	6
2016	Tennessee	9	6	46	25	21	2.0	7.0	7	4	0	0	0	0	2	0	0	0	3
NFL Totals		128	74	686	430	256	17.5	125.5	25	19	7	60	25	0	24	7	2	15	60

PLAYOFFS

Year	Team	GP	GS	TACKLES						INTERCEPTIONS					FUMBLES				
				Tot	Solo	Asst	Sk	Yds	QBP	TFL	No	Yds	Lg	TD	PD	FF	FR	Yds	SpT
2011	Denver	2	0	0	0	0	0.0	0.0	NA	NA	0	0	-	0	0	0	0	0	1
2012	Denver	1	1	7	7	0	0.0	0.0	NA	NA	0	0	-	0	0	0	0	0	0
2013	Denver	3	0	7	4	3	0.0	0.0	NA	NA	0	0	-	0	0	0	0	0	0
NFL Totals		6	1	14	11	3	0.0	0.0	NA	NA	0	0	-	0	0	0	0	0	1

Single-Game Highs

Tackles - 15 at New England (11/24/13)
 Sacks - 1.5 vs. Cleveland (12/23/12)
 Interceptions - 1 (Seven times, last at Washington 10/19/14)
 Forced Fumble - 1 (Seven times, last at Cleveland 9/20/15)
 Fumble Recovery - 1 vs. San Diego (11/18/12)
 Passes Defensed - 2 (Three times, last at Indianapolis 1/3/15)
 Special Teams Tackles - 3 (Twice, last vs. St. Louis 11/28/10)

Playoff Single-Game Highs

Tackles - 7 vs. Baltimore (1/12/13)
 Special Teams Tackles - 1 at New England (12/14/12)

Additional Statistics

Special Teams Forced Fumbles - 1 (2011), 1 (2013)
 Touchdowns - 1 (three-yard fumble return vs. Jacksonville, 12/6/15)



13 KENDALL WRIGHT

WIDE RECEIVER • 5'10" • 191 LBS • COLLEGE: BAYLOR
ACQUIRED: 1ST ROUND - 2012 • NFL EXPERIENCE (NFL/TITANS): 5/5
HOMETOWN: PITTSBURG, TEXAS
GAMES PLAYED/GAMES STARTED: 61/39 (PLAYOFFS: 0/0)



PRO: The Titans used the 20th overall pick in the 2012 NFL Draft to select Baylor wide receiver Kendall Wright. Since then, Wright has become one of the most dynamic and productive young receivers in team history. His total of 251 receptions during his first four seasons with the club is unprecedented among Titans and Oilers players. Wright edged Drew Hill's 250 catches from 1985 through 1988. In 2013, Wright became the first player in franchise history to lead the team in receptions in each of his first two NFL seasons, and his 158 catches in that span were the most in team annals for a player's first two campaigns. His 94 catches in 2013 ranked fifth in franchise history for a single season, and his 1,079 receiving yards were the most by a Titans player since 2004 (Drew Bennett and Derrick Mason). The 5-foot-10-inch, 191-pounder made an immediate impact in 2012 by tying for the NFL lead among rookies with 64 receptions. Wright was used principally as a slot receiver in college, but he has grown to become a weapon that can be used all over the field. He is a primary weapon whose sudden burst and consistent, strong hands figure to make him a key component in the Titans' offensive scheme for years to come.

CAREER HIGHLIGHTS:

- In 2014, Wright's 57 receptions and 715 receiving yards ranked second on the team. His six touchdown catches led the squad and set a new career high.
- In 2013, Wright led the team with 94 catches and 1,079 receiving yards. He ranked fifth in the AFC and seventh in the NFL in receptions, and his reception total also ranked fifth in franchise history for a single season. Wright's 1,079 receiving yards were the most by a Titans player since 2004, when Drew Bennett (1,247) and Derrick Mason (1,168) each finished with more than 1,100.
- As a rookie in 2012, Wright saw action in 15 games and tied for first among all NFL rookies with a team-best 64 receptions. He also tied for the team lead with four receiving touchdowns and ranked second on the squad with 626 receiving yards.
- Wright concluded his Baylor career as the most decorated and accomplished receiver in school history. He set virtually every significant receiving record for the program, totaling 302 receptions for 4,004 yards and 30 touchdowns. He never missed a game in his four years with the Bears and recorded at least one reception in every contest.
- As a senior in 2011, Wright set Baylor single-season records in receptions (108), receiving yards (1,663), receiving touchdowns (14), 100-yard games (nine), all-purpose yards (1,772) and consecutive games with a reception (tied own record with 13). He landed on numerous All-American lists and was a Biletnikoff Award semi-finalist.

TITANS TIDBITS:

- As a freshman at Baylor, Wright played on the basketball team. He appeared in 13 games as a reserve guard and scored 10 points.
- Wright was a three-sport star at Pittsburg (Texas) High School, where he earned All-State honors in football, basketball and track. He captured the state 3A titles in the long jump (24-0 3/4) and triple jump (48-5 1/4).
- During the 2013 offseason, Wright went back to Baylor to train for his second NFL campaign. He worked out with Dallas Cowboys receiver Terrance Williams and lost close to 15 pounds.
- In his spare time, Wright enjoys playing basketball, bass fishing, video games and watching comedy movies.

CAREER TRANSACTIONS:

- The Mount Pleasant, Texas, native was selected by the Titans in the first round (20th overall) of the 2012 NFL Draft.

SEASON RECAPS:

2016 (6/2): Has five career 100-yard receiving performances, including one in 2016 (vs. CLE). Has led or tied for the team lead in receptions twice in 2016 (vs. CLE, vs. JAX). Has led the team in receiving yards three times in 2016 (vs. CLE, vs. JAX, at SD).

- Against Minnesota (9/11), was inactive.
- At Detroit (9/18), was inactive.
- Against Oakland (9/25), was inactive.
- At Houston (10/2), returned to the lineup with a start at wide receiver and hauled in two passes for 14 yards.
- At Miami (10/9), played as a reserve at wide receiver and caught one pass for nine yards.
- Against Cleveland (10/16), saw action as a reserve at wide receiver and led the team with eight catches for 133 yards and a touchdown. Kept the first touchdown drive alive with a 26-yard reception on third-and-15 in the opening stanza. Increased the Titans lead to 14-6 with a diving 48-yard touchdown catch early in the second stanza. Kept the Titans' final touchdown drive going with three third-down conversions: a 13-yard pass on third-and-four, a four-yard catch on third-and-two and an 11-yard hookup on third-and-eight in the final stanza.
- Against Indianapolis (10/23), played as a reserve at wide receiver and hauled in two receptions for 12 yards.
- Against Jacksonville (10/27), saw action as a reserve at wide receiver and tied for the team lead with four receptions for a team-best 84 receiving yards with a touchdown. Gave the Titans a 10-0 advantage with a 36-yard touchdown catch in the end zone on the first play of the second quarter. Kept the Titans' second touchdown drive alive with a leaping 15-yard grab on third-and-eight in the second stanza.
- At San Diego (11/6), started at wide receiver and hauled in two receptions for a team-high 64 receiving yards. Kept the Titans' fourth touchdown drive alive with a 48-yard catch-and-run reception on third-and-one in the fourth quarter.

2015 (10/9): Played in 10 games with nine starts at wide receiver. Tied for second on the squad with 36 receptions and ranked fourth on the club with 408 receiving yards. Posted three receiving touchdowns. Was inactive for six games. Has four career 100-yard receiving performances, including one in 2015 (at TB). Led or tied for the team lead in receptions twice in 2015 (at TB, vs. IND). Led the team in receiving yards twice in 2015 (at TB, vs. IND). Posted a career-long 52-yard touchdown reception at Tampa Bay (9/13/15). With a 22-yard reception in the second quarter at Tampa Bay (9/13/15), he eclipsed 2,500 receiving yards for his career, becoming the 16th player in franchise history to reach the mark.

- At Tampa Bay (9/13), started at wide receiver and led the team with four catches and 101 receiving yards with a touchdown. Gave the Titans a 7-0 lead with a 52-yard touchdown on a catch-and-run play over the middle with 13:10 left to play in the first quarter. Set up the Titans' fourth touchdown of the afternoon with a 22-yard reception down to the Buccaneers' two-yard line in the second quarter.
- Against Indianapolis (9/27), started at wide receiver and tied for the team lead with seven receptions for a team-best 95 yards with a touchdown. Carried the ball once for 13 yards on a reverse in the first quarter. Cut the Colts' lead to 14-10 with a seven-yard touchdown reception with 19 seconds remaining in the second quarter. Set up the Titans' second touchdown with a 24-yard grab down to the Colts' eight-yard line in the third quarter.
- Against Miami (10/18), started at wide receiver in his 50th career game and posted four receptions for 34 yards.
- Against Atlanta (10/25), started at wide receiver and collected four

receptions for 46 yards with a touchdown. Gave the Titans a 7-0 lead with a 19-yard touchdown catch with 8:42 left to play in the second quarter.

- Against Houston (12/27), started at wide receiver and hauled in three receptions for 18 yards before leaving the game in the first quarter with an injury. With his second catch, reached 250 career receptions.

2014 (14/11): Saw action in 14 games with 11 starts at wide receiver and led the team with a career-high six receiving touchdowns. Ranked second on the squad with 57 receptions and 715 receiving yards. His 215 career catches ranks first in franchise history for a player's first three seasons with the team. His reception total ranks first in franchise history for a player's first three seasons with the team. Carried the ball four times for 54 yards with a long rush of 38 yards. Was inactive for two games. Led or tied for the team lead in receptions eight times (at KC, at CIN, at IND, vs. CLE, at WAS, at BAL, vs. PIT, at HOU). Led the team in receiving yards four times (at WAS, at BAL, at HOU, at JAX). Posted one of three career 100-yard receiving performances in 2014 (at HOU). Hauled in his 200th career reception against Pittsburgh (11/17/14). He became the 15th player in franchise history to reach the mark and accomplished the feat in fewer games than any other player.

- At Kansas City (9/7), started at wide receiver and led the team with six receptions for 46 yards with a touchdown. Converted a third-and-one with a seven-yard grab during the Titans' touchdown drive in the third quarter. Gave the Titans a 17-3 lead with a six-yard touchdown reception on third-and-two with 10:26 left to play in the third quarter.

- Against Dallas (9/14), started at wide receiver and recorded three receptions for 31 yards. Kickstarted the Titans' first scoring drive with back-to-back receptions for 12 and 11 yards to open the third quarter.

- At Cincinnati (9/21), started at wide receiver and led the team with five receptions for 44 yards. Set up the Titans' only touchdown with a 28-yard reception down to the Bengals' one-yard line in the fourth quarter.

- At Indianapolis (9/28), started at wide receiver and tied for the team lead with five receptions for 55 yards.

- Against Cleveland (10/5), started at wide receiver and hauled in a team-high six receptions for 47 yards with a career-high two touchdowns. Led the team with 43 rushing yards on two carries. Gave the Titans a 7-0 lead by hauling in an 11-yard touchdown pass on third-and-three with 4:46 left to play in the first quarter. Kickstarted the Titans' second scoring drive with a 38-yard run on a fly sweep late in the first quarter. Gave the Titans a 21-3 advantage with an 11-yard touchdown grab in the back of the end zone with 3:43 left to play in the first half.

- At Washington (10/19), started at wide receiver and led the team with six receptions and 68 receiving yards with a touchdown. Gave the Titans a 10-6 lead with a 14-yard touchdown catch with 1:04 left to play in the first half. On a 16-yard reception in the fourth quarter, he eclipsed 2,000 receiving yards for his career.

- Against Houston (10/26), caught three passes for 53 receiving yards. Set up the Titans' first touchdown with a career-long 48-yard grab on third-and-three in the third quarter.

- At Baltimore (11/9), started at wide receiver and led the team with four receptions and 53 receiving yards.

- Against Pittsburgh (11/17), led the team with four catches for 70 yards. Set up the Titans' first touchdown with a 23-yard catch down to the Steelers' nine-yard line in the first quarter. Set up the Titans' field goal with a 23-yard reception to the Steelers' seven-yard line in the second quarter which marked his 200th career reception. Not only did he become the 15th player in franchise history to reach the mark, but he accomplished the feat in fewer games than any other player.

- At Houston (11/30), started at wide receiver and led the team with seven receptions and 132 receiving yards with a touchdown. Got the Titans on the scoreboard with a 36-yard touchdown reception on the Titans' first drive of the third quarter. Hauled in a 35-yard pass from Jake Locker in the fourth quarter.

- At Jacksonville (12/18), returned to the lineup as a starter at wide receiver and led the team with 73 receiving yards on four receptions. Kept the Titans' touchdown drive alive with a 14-yard reception on third-and-four in the opening stanza. Kickstarted the Titans' final scoring drive with a 39-yard catch down the left sideline in the fourth quarter.

- Against Indianapolis (12/28), started at wide receiver and hauled in two receptions for nine yards with a touchdown. Carried the ball once for 10 yards and a first down. Got the Titans on the scoreboard with a six-yard touchdown reception on third-and-six with 5:07 remaining in the second quarter.

2013 (16/12): Played in all 16 games with 12 starts at wide receiver and

led the team, ranked fifth in the AFC and seventh in the NFL with 94 receptions. His 94 receptions rank fifth in franchise history for a single season. Led the team and ranked ninth in the AFC with 1,079 receiving yards. His 1,079 receiving yards are the most by a Titans player since 2004. Finished tied for fifth in the NFL and tied for third in the AFC with 30 third-down receptions. Amassed two receiving touchdowns. Led or tied for the team lead in receptions 11 times (at HOU, vs. NYJ, vs. KC, at SEA, vs. SF, at STL, vs. JAX, at OAK, at IND, vs. ARI, vs. HOU). Led the team in receiving yards eight times (at HOU, vs. KC, at SEA, vs. SF, at STL, vs. JAX, vs. ARI, vs. HOU). Notched career-highs with 12 receptions and 150 receiving yards against Arizona (12/15/13). Posted two 100-yard receiving performances (at OAK, vs. ARI). Collected his 100th career reception against San Francisco (10/20/13) in his 22nd career game, tying Bill Groman (1960-61) and Webster Slaughter (1992-93) for the second-fewest games in franchise history to amass 100 receptions.

- At Houston (9/15), saw action as a reserve at wide receiver and led the team with seven receptions and 54 receiving yards with a touchdown. Tied the game at 7-7 with a six-yard touchdown reception on third-and-goal with 5:10 left to play in the first quarter. Extended the Titans' nine-play, 99-yard drive with a 14-yard grab on third-and-two in the fourth quarter.

- Against San Diego (9/22), caught six passes for 71 yards.

- Against N.Y. Jets (9/29), tied for the team lead with five receptions for 56 yards. Snared a 25-yard reception on third-and-13 in the third quarter.

- Against Kansas City (10/6), led the team with six receptions and 74 receiving yards. Set up the Titans' field goal in the third quarter with a one-handed 15-yard catch followed by a 24-yard reception down to the Chiefs' 12-yard line.

- At Seattle (10/13), led the team with five receptions and 69 receiving yards. Set up the Titans' first field goal of the day with a 32-yard catch in the first quarter. Extended the Titans' final scoring drive with a 12-yard reception on third-and-five in the fourth quarter.

- Against San Francisco (10/20), led the team with nine receptions and 98 receiving yards. Helped set up the Titans' first touchdown with a 20-yard reception in the fourth quarter. Extended the Titans' second touchdown drive with a 33-yard catch on third-and-eight in the fourth quarter.

- At St. Louis (11/3), tied for the team lead with three receptions for a team-best 69 receiving yards. Hauled in a career-high 45-yard reception on slant in the fourth quarter.

- Against Jacksonville (11/10), led the team with seven receptions and 78 receiving yards. Extended the Titans' initial touchdown drive with a 15-yard reception on third-and-two late in the second quarter. Set up the Titans' second touchdown with a 26-yard grab down to the Jaguars' nine-yard line in the fourth stanza.

- Against Indianapolis (11/14), tied a career-high with nine catches for 80 yards. Extended the Titans' initial touchdown drive with a 17-yard reception on third-and-nine in the opening stanza.

- At Oakland (11/24), posted his first career 100-yard receiving day with six receptions for 103 yards including the game-winning touchdown catch. Kickstarted the Titans' touchdown drive in the third quarter with a 23-yard reception over the middle on the opening play of the second half. Got the Titans' game-winning drive started with a 21-yard reception to the Tennessee 45-yard line in the fourth quarter. Hauled in the game-winning 10-yard touchdown on a third-and-10 pass from Ryan Fitzpatrick with 10 seconds remaining in the game.

- At Indianapolis (12/1), tied for the team lead with six receptions for 77 yards. Gave the Titans an opportunity to tie the game late with a 35-yard reception to the Colts' 44-yard line.

- Against Arizona (12/15), hauled in team-highs and career-bests with 12 receptions and 150 receiving yards. Extended the Titans' first touchdown drive with a 12-yard catch on third-and-11 in the first stanza. Kept the Titans' second touchdown drive alive with a pair of third-down conversions: a 20-yard grab on third-and-eight and a 14-yard reception on third-and-13. Set up the game-tying touchdown with receptions of 26 and 20 yards on back-to-back plays late in the fourth quarter.

- Against Houston (12/29), hauled in a team-high five receptions for a team-best 50 receiving yards, including a 34-yard reception.

2012 (15/5): Played in 15 games with five starts at wide receiver. Led the team and tied for first among all NFL rookies with 64 receptions. Tied for the team lead with four receiving touchdowns and ranked second on the squad with 626 receiving yards. Finished eighth in the AFC with 22 third down receptions. Was inactive for one contest with an injury. Led or tied for the team lead in receptions six times in 2012 (vs. DET, at HST, at MIN, vs. PIT, vs. HST, vs. JAX). Led the team in receiving yards three times in 2012 (at HST, at MIN, vs. PIT). Played in his first career NFL game against

New England (9/9/12). Made his first career NFL start and hauled in his first career NFL touchdown reception at San Diego (9/16/12).

- Against New England (9/9), made his NFL debut as a reserve at wide receiver and hauled in five receptions for 37 yards. Extended the Titans' first scoring drive with a 17-yard catch on third-and-seven in the first quarter.
- At San Diego (9/16), made his first career start at wide receiver and caught two passes for 24 yards, including his first career NFL touchdown reception. Snared his first career NFL touchdown, a 15-yard reception from Jake Locker, with 2:20 remaining in the third quarter.
- Against Detroit (9/23), started at wide receiver and led the team with seven receptions for 41 yards.
- At Houston (9/30), started at wide receiver and led the team with four receptions and 46 receiving yards, including a touchdown. Extended the Titans' final touchdown drive with a 10-yard catch on third-and-three late in the fourth quarter. Hauled in an 11-yard touchdown pass from Matt Hasselbeck with 57 seconds left to play in the game.
- At Minnesota (10/7), started at wide receiver and led the team with nine receptions and 66 receiving yards. Converted a pair of third downs on the Titans' scoring drive with a 10-yard catch on third-and-three and another 10-yard grab on third-and-10.
- Against Pittsburgh (10/11), started at wide receiver and led the team with six receptions and 71 receiving yards. Got the Titans in field goal range with a 15-yard reception on third-and-10 with 11 seconds left to play before halftime. Helped set up the Titans' game-tying touchdown with a 35-yard catch to the Steelers' 15-yard line in the fourth quarter.
- Against Indianapolis (10/28), saw action as a reserve at wide receiver and grabbed four passes for 47 yards with a touchdown. Kept the Titans' touchdown drive alive with seven-yard catch on third-and-five in the second stanza. Gave the Titans a 10-3 advantage with an acrobatic 23-yard touchdown catch on third-and-11 with 1:00 remaining in the first half.
- At Miami (11/11), saw action as a reserve at wide receiver and caught a touchdown. Gave the Titans an early 7-0 lead with a nine-yard touchdown catch on third-and-goal with 6:49 remaining in the first quarter.
- Against Houston (12/2), played in a reserve role at wide receiver and led the team with six receptions for a then career-best 78 yards. Set up the Titans' touchdown with a 38-yard grab down the right sideline in the third quarter.

COLLEGE:

- In four seasons at Baylor, Wright appeared in 50 games with 42 starts en route to becoming the most prolific receiver in school history. His career statistics included 302 receptions for 4,004 yards and 30 touchdowns, setting school records in all three categories. He added 75 rushing attempts for 425 yards and two touchdowns, and he passed for an additional 114 yards and two touchdowns. The owner or co-owner of 16 school records was a four-year starter and a three-time All-Big 12 honoree. He caught at least one pass in all 50 games during his career, setting a Bears consecutive-game receiving record, and had a team-record 19 contests with 100 or more receiving yards. His 4,479 career all-purpose yards likewise set a Baylor record. Between his junior and senior seasons, he had a streak of seven games with at least one touchdown grab.
- As a senior (2011), played in all 13 games with 12 starts as a slot receiver, totaling 108 receptions for 1,663 yards and 14 touchdowns. Earned first-team All-American honors from Athlon, CBSSports.com, Phil Steele and *Pro Football Weekly*, and named second-team All-American by AP, SI.com, Yahoo!/Rivals.com and FoxSportsNet.com. The Biletnikoff Award semi-finalist was named first-team All-Big 12 by league's coaches, AP, *Dallas Morning News*, ESPN.com, CBSSports.com, Yahoo!/Rivals.com, *Fort Worth Star-Telegram*, *Kansas City Star*, *San Antonio Express-News*, *Waco Tribune-Herald* and Phil Steele. Ranked third nationally and led the Big 12 in receiving yards, while placing seventh nationally and second in the conference with 8.3 receptions-per-game. Set school single-season records in receptions (108), receiving yards (1,663), receiving touchdowns (14), 100-yard games (nine), all-purpose yards (1,772) and consecutive games with a reception (tied own record with 13). His two 200-yard games marked a new career record for the Bears. Rushed 10 times for 72 yards, had five punt returns for 37 yards, and completed two-of-three passes for 55 yards and one touchdown.
- As a junior (2010), played in all 13 games with 11 starts at the inside receiver position. Led the Bears with 78 catches for 952 yards and seven touchdowns. Set a then-school record for receptions in season (broke his own record as a senior). Finished third in school single-season history in receiving yardage and tied for eighth in touchdowns. Also rushed eight times for 53 yards, had two punt returns for five yards, and completed

two-of-two passes for 59 yards and one touchdown. Totaled five 100-yard receiving games. Named second-team All-Big 12 by league's coaches, Phil Steele, *Dallas Morning News* and *San Antonio Express-News*, and received honorable mention honors from AP.

- As a sophomore (2009), played in all 12 games with 11 starts at inside receiver and led team in receptions (66), receiving yards (740) and receiving touchdowns (four). Ranked third in school history in single-season receptions. Earned second-team All-Big 12 honors from *Waco Tribune-Herald* and honorable mention from AP. Also recorded 28 rushing attempts for 132 yards and one score. Added four passing attempts (zero completions, two interceptions) and returned one kick for eight yards.
- As a freshman (2008), played in all 12 games with eight starts at inside receiver. Totaled 50 receptions for 649 yards and five touchdowns, leading the squad in all three categories. Set BU freshman records for receptions and receiving yards. Added 168 yards and one score on 29 carries.

PERSONAL:

- Single, and splits time between Nashville and Pittsburg, Texas.
- Attended Pittsburg (Texas) High School, where he excelled as a quarterback and cornerback. Received second-team All-District 16-3A honors at both positions as a junior and senior. Earned second-team Class 3A All-State honors from the Texas Sports Writers Association and honorable mention by the *Associated Press* after registering five interceptions and a pair of touchdowns as a cornerback. As a senior quarterback, he rushed for 1,069 yards and 15 touchdowns while passing for 1,170 yards and nine touchdowns.
- As an All-State basketball performer, Wright averaged 24.5 points, six rebounds, five assists and five steals per game en route to receiving 2007 East Texas Player of the Year honors from the *Tyler Morning Telegram*.
- Wright captured the 2007 Texas Class 3A state long jump title (24-0 3/4) as well as the state triple jump crown (48-5 1/4). He received the 2008 Class 3A gold medal in the triple jump with a state meet-record leap of 50-8 3/4 and placed fifth in the Class 3A ranks in the 100 meters. He has a top speed of 10.3 seconds in the 100.
- Served as a youth basketball coach while still in high school.
- List of favorites: (movies) comedies; (TV show) "The Game"; (actor) Mike Epps; (music artist) Lil' Wayne; (school subject) science; (car) Range Rover; (food) steak; (sports hero) Michael Jordan; and (video game) Madden NFL Football.
- Born Kendall Thomas Wright on Nov. 12, 1989 in Mount Pleasant, Texas.

KENDALL WRIGHT'S GAME-BY-GAME

2012 Tennessee Titans

					RECEIVING				
Date	Opp.	W/L	P/S	No	Yds	Avg	Lg	TD	
Sept 9	NE	L	p	5	37	7.4	17	0	
Sept 16	@ SD	L	S	2	24	12.0	15t	1	
Sept 23	Det	W	S	7	41	5.9	17	0	
Sept 30	@ Hou	L	S	4	46	11.5	20	1	
Oct 7	@ Min	L	S	9	66	7.3	10	0	
Oct 11	@ Pit	W	S	6	71	11.8	35	0	
Oct 21	@ Buf	W	p	3	19	6.3	11	0	
Oct 28	Ind	L	p	4	47	11.8	23t	1	
Nov 4	Chi	L	p	2	30	15.0	18	0	
Nov 11	@ Mia	W	p	1	9	9.0	9t	1	
Nov 25	@ Jax	L	p	5	48	9.6	23	0	
Dec 2	Hou	L	p	6	78	13.0	38	0	
Dec 9	@ Ind	L	p	5	39	7.8	14	0	
Dec 17	NYJ	W	p	3	31	10.3	14	0	
Dec 23	@ GB	L	IA						
Dec 30	Jax	W	p	2	40	20.0	36	0	
Totals		6-10	15/5	64	626	9.8	38	4	

2013 Tennessee Titans

					RECEIVING				
Date	Opp.	W/L	P/S	No	Yds	Avg	Lg	TD	
Sept 8	@ Pit	W	p	2	11	5.5	7	0	
Sept 15	@ Hou	L	p	7	54	7.7	14	1	
Sept 22	SD	W	p	6	71	11.8	19	0	
Sept 29	NYJ	W	S	5	56	11.2	25	0	
Oct 6	KC	L	S	6	74	12.3	24	0	
Oct 13	@ Sea	L	p	5	69	13.8	32	0	
Oct 20	SF	L	S	9	98	10.9	21	0	
Nov 3	@ StL	W	S	3	69	23.0	45	0	
Nov 10	Jax	L	S	7	78	11.1	26	0	
Nov 14	Ind	L	S	9	80	8.9	17	0	
Nov 24	@ Oak	W	S	6	103	17.2	31	1	
Dec 1	@ Ind	L	S	6	77	12.8	35	0	
Dec 8	@ Den	L	S	2	17	8.5	13	0	
Dec 15	Ari	L	S	12	150	12.5	26	0	
Dec 22	@ Jax	W	S	4	22	5.5	14	0	
Dec 29	Hou	W	S	5	50	10.0	34	0	
Totals		7-9	16/12	94	1,079	11.5	45	2	

2014 Tennessee Titans

					RECEIVING				
Date	Opp.	W/L	P/S	No	Yds	Avg	Lg	TD	
Sept 7	@ KC	W	S	6	46	7.7	14	1	
Sept 14	Dal	L	S	3	31	10.3	12	0	
Sept 21	@ Cin	L	S	5	44	8.8	28	0	
Sept 28	@ Ind	L	S	5	55	11.0	18	0	
Oct 5	Cle	L	S	6	47	7.8	16	2	
Oct 12	Jax	W	S	1	6	6.0	6	0	
Oct 19	@ Was	L	S	6	68	11.3	16	1	
Oct 26	Hou	L	p	3	53	17.7	48	0	

Nov 9	@ Bal	L	S	4	53	13.3	20	0	
Nov 17	Pit	L	p	4	70	17.5	23	0	
Nov 23	@ Phi	L	S	1	28	28.0	28	0	
Nov 30	@ Hou	L	S	7	132	18.9	36t	1	
Dec 7	NYG	L	IA						
Dec 14	NYJ	L	IA						
Dec 18	@ Jax	L	S	4	73	18.3	39	0	
Dec 28	Ind	L	p	2	9	4.5	6t	1	
Totals		2-14	14/11	57	715	12.5	48	6	

2015 Tennessee Titans

					RECEIVING				
Date	Opp.	W/L	P/S	No	Yds	Avg	Lg	TD	
Sept 13	@ TB	W	S	4	101	25.3	52t	1	
Sept 20	@ Cle	L	S	2	17	8.5	10	0	
Sept 27	Ind	L	S	7	95	13.6	24	1	
Oct 11	Buf	L	S	3	29	9.7	17	0	
Oct 18	Mia	L	S	4	34	8.5	16	0	
Oct 25	Atl	L	S	4	46	11.5	19t	1	
Nov 1	@ Hou	L	S	4	21	5.3	18	0	
Nov 8	@ NO	W	IA						
Nov 15	Car	L	IA						
Nov 19	@ Jax	L	IA						
Nov 29	Oak	L	p	2	19	9.5	12	0	
Dec 6	Jax	W	S	3	28	9.3	10	0	
Dec 13	@ NYJ	L	IA						
Dec 20	@ NE	L	IA						
Dec 27	Hou	L	S	3	18	6.0	7	0	
Jan 3	@ Ind	L	IA						
Totals		3-13	10/9	36	408	11.3	52t	3	

2016 Tennessee Titans

					RECEIVING				
Date	Opp.	W/L	P/S	No	Yds	Avg	Lg	TD	
Sept 11	Min	L	IA						
Sept 18	@ Det	W	IA						
Sept 25	Oak	L	IA						
Oct 2	@ Hou	L	S	2	14	7.0	11	0	
Oct 9	@ Mia	W	p	1	9	9.0	9	0	
Oct 16	Cle	W	p	8	133	16.6	48t	1	
Oct 23	Ind	L	p	2	12	6.0	7	0	
Oct 27	Jax	W	p	4	84	21.0	36t	1	
Nov 6	@ SD	L	S	2	64	32.0	48	0	
Nov 13	GB								
Nov 20	@ Ind								
Nov 27	@ Chi								
Dec 11	Den								
Dec 18	@ KC								
Dec 24	@ Jax								
Jan 1	Hou								
Totals		4-5	6/3	19	316	16.6	48t	2	

KENDALL WRIGHT'S NFL STATISTICS

REGULAR SEASON

Year	Team	GP	GS	RECEIVING					RUSHING				
				No	Yds	Avg	Lg	TD	Att	Yds	Avg	Lg	TD
2012	Tennessee	15	5	64	626	9.8	38	4	1	4	4.0	4	0
2013	Tennessee	16	12	94	1,079	11.5	45	2	0	0	-	0	0
2014	Tennessee	14	11	57	715	12.5	48	6	4	54	13.5	38	0
2015	Tennessee	10	9	36	408	11.3	52t	3	5	17	3.4	13	0
2016	Tennessee	6	3	19	316	16.6	48t	2	1	15	15.0	15	0
NFL Totals		61	40	270	3,144	11.6	52t	17	11	90	8.2	38	0

Single-Game Highs

Receptions - 12 vs. Arizona (12/15/13)
 Receiving Yards - 150 vs. Arizona (12/15/13)
 Long Reception - 52t at Tampa Bay (9/13/15)
 Touchdowns - 2 vs. Cleveland (10/5/14)
 Rushes - 2 vs. Cleveland (10/5/14)
 Rushing Yards - 43 vs. Cleveland (10/5/14)

Long Rush - 38 vs. Cleveland (10/5/14)
 100-Yard Games - 5, [last vs. Cleveland \(10/16/16\)](#)

Additional Statistics

Tackles - 1 (2012), 2 (2013), 3 (2014), 2 (2015)
 Fumble Recoveries - 1 (2013)
 Kickoff Returns - [1 for 4 yards \(2016\)](#)



TENNESSEE
TITANS

NFL STATISTICS

WEEK 9 / THROUGH SUNDAY, NOVEMBER 6, 2016

AFC / LEADING PASSERS

Player, Team	Att	Comp	Pct		Avg		Pct			Pct Rating	
			Comp	Yds	Gain	TD	TD	Long	Int	Int	Points
Brady, N.E.	134	98	73.1	1319	9.84	12	9.0	63	0	0.0	133.9
Carr, Oak.	354	234	66.1	2505	7.08	17	4.8	68	3	0.8	99.1
Dalton, Cin.	288	193	67.0	2349	8.16	9	3.1	54t	3	1.0	98.0
Rivers, S.D.	325	206	63.4	2560	7.88	17	5.2	59	7	2.2	96.2
*Kessler, Cle.	160	108	67.5	1150	7.19	5	3.1	44	1	0.6	96.1
A. Smith, K.C.	233	154	66.1	1638	7.03	8	3.4	46t	2	0.9	94.3
Mariota, Ten.	291	184	63.2	2187	7.52	17	5.8	60	8	2.7	94.1
Luck, Ind.	347	221	63.7	2565	7.39	17	4.9	64t	7	2.0	93.9
Roethlisberger, Pit.	271	168	62.0	1949	7.19	17	6.3	72t	7	2.6	93.9
Tannehill, Mia.	241	156	64.7	1877	7.79	8	3.3	74t	7	2.9	87.4
Taylor, Buf.	230	135	58.7	1480	6.43	9	3.9	84t	2	0.9	87.2
Siemian, Den.	251	150	59.8	1770	7.05	10	4.0	69t	5	2.0	86.2
Bortles, Jac.	331	196	59.2	2156	6.51	14	4.2	51t	10	3.0	80.1
Flacco, Bal.	338	207	61.2	2078	6.15	6	1.8	95t	7	2.1	76.0
Osweiler, Hou.	297	176	59.3	1719	5.79	9	3.0	53	9	3.0	73.1
Fitzpatrick, NY-J	299	169	56.5	1982	6.63	8	2.7	57	13	4.3	67.6

AFC / LEADING PASSERS, RANKS

Player, Team	Att	Comp	Pct		Avg		Pct			Pct Rating	
			Comp	Yds	Gain	TD	TD	Long	Int	Int	Points
Brady, N.E.	16	16	1	15	1	7	1		1	1	1
Carr, Oak.	1	1	4	3	9	1t	6		5t	3	2
Dalton, Cin.	9	6	3	4	2	9t	12t		5t	6	3
Rivers, S.D.	5	4	8	2	3	1t	4		8t	10	4
*Kessler, Cle.	15	15	2	16	8	16	12t		2	2	5
A. Smith, K.C.	13	12	5	13	11	12t	10		3t	4	6
Mariota, Ten.	8	7	9	5	5	1t	3		13	12	7
Luck, Ind.	2	2	7	1	6	1t	5		8t	8	8
Roethlisberger, Pit.	10	10	10	9	7	1t	2		8t	11	9
Tannehill, Mia.	12	11	6	10	4	12t	11		8t	13	10
Taylor, Buf.	14	14	15	14	14	9t	9		3t	5	11
Siemian, Den.	11	13	12	11	10	8	8		7	7	12
Bortles, Jac.	4	5	14	6	13	6	7		15	14	13
Flacco, Bal.	3	3	11	7	15	15	16		8t	9	14
Osweiler, Hou.	7	8	13	12	16	9t	14		14	15	15
Fitzpatrick, NY-J	6	9	16	8	12	12t	15		16	16	16

AFC / FOURTH-QUARTER PASSING LEADERS

Rank	Player, Team	Att	Comp	Comp%	Yards	YPA	TD	TD%	Int	Int%	Rating
1)	*Lynch, Den.	25	19	76.0	188	7.52	2	8.0	0	0.0	123.4
2)	Brady, N.E.	24	19	79.2	267	11.13	0	0.0	0	0.0	113.0
3)	Luck, Ind.	114	73	64.0	871	7.64	8	7.0	1	0.9	107.0
4)	Carr, Oak.	86	56	65.1	644	7.49	6	7.0	1	1.2	106.0
5)	Roethlisberger, Pit.	86	56	65.1	614	7.14	5	5.8	1	1.2	100.6
6)	Siemian, Den.	67	39	58.2	586	8.75	5	7.5	2	3.0	99.5
7)	Mariota, Ten.	88	57	64.8	623	7.08	7	8.0	3	3.4	97.9
8)	Bortles, Jac.	128	81	63.3	935	7.30	8	6.3	3	2.3	96.3
9)	A. Smith, K.C.	57	38	66.7	378	6.63	3	5.3	1	1.8	95.5
10)	Dalton, Cin.	73	51	69.9	567	7.77	3	4.1	2	2.7	94.9
11)	Osweiler, Hou.	81	50	61.7	462	5.70	4	4.9	0	0.0	93.8
12)	Rivers, S.D.	82	51	62.2	582	7.10	2	2.4	1	1.2	86.5
13)	Taylor, Buf.	47	26	55.3	286	6.09	3	6.4	1	2.1	85.9
14)	Tannehill, Mia.	63	38	60.3	476	7.56	3	4.8	3	4.8	79.9
15)	*Kessler, Cle.	49	28	57.1	320	6.53	1	2.0	1	2.0	75.2
16)	Flacco, Bal.	91	49	53.8	416	4.57	1	1.1	2	2.2	60.5
17)	L. Jones, Pit.	20	9	45.0	54	2.70	0	0.0	0	0.0	52.1
18)	McCown, Cle.	27	15	55.6	143	5.30	1	3.7	3	11.1	43.2
19)	Fitzpatrick, NY-J	76	38	50.0	476	6.26	1	1.3	9	11.8	34.6

AFC / THIRD-DOWN PASSING LEADERS

Rank	Player, Team	Att	Comp	Comp%	Yards	YPA	TD	TD%	Int	Int%	Rating
1)	Roethlisberger, Pit.	68	38	55.9	611	8.99	6	8.8	1	1.5	109.4
2)	Carr, Oak.	98	60	61.2	693	7.07	4	4.1	0	0.0	96.2
3)	*Kessler, Cle.	45	31	68.9	262	5.82	1	2.2	0	0.0	91.2
4)	Mariota, Ten.	86	52	60.5	712	8.28	4	4.7	3	3.5	87.9
5)	Dalton, Cin.	78	48	61.5	579	7.42	2	2.6	1	1.3	87.5
6)	Taylor, Buf.	65	36	55.4	473	7.28	4	6.2	2	3.1	86.3
7)	Tannehill, Mia.	75	42	56.0	534	7.12	3	4.0	1	1.3	86.2
8)	Siemian, Den.	63	34	54.0	419	6.65	4	6.3	2	3.2	82.7
9)	Rivers, S.D.	86	52	60.5	578	6.72	3	3.5	2	2.3	82.4
10)	Luck, Ind.	78	43	55.1	539	6.91	4	5.1	3	3.8	77.9
11)	A. Smith, K.C.	56	32	57.1	317	5.66	0	0.0	0	0.0	73.3
12)	Flacco, Bal.	99	56	56.6	610	6.16	1	1.0	2	2.0	69.8
13)	Osweiler, Hou.	83	45	54.2	474	5.71	3	3.6	3	3.6	68.0
14)	Fitzpatrick, NY-J	82	44	53.7	494	6.02	0	0.0	4	4.9	51.6
15)	Bortles, Jac.	80	40	50.0	419	5.24	3	3.8	6	7.5	46.8

WEEK 9 / THROUGH SUNDAY, NOVEMBER 6, 2016**AFC / LEADING RUSHERS**

Rank	Player, Team	Att	Yards	Avg	Long	TD
1)	Murray, Ten.	174	807	4.6	67	7
2)	Gordon, S.D.	193	768	4.0	48	9
3)	Ajayi, Mia.	108	646	6.0	62t	6
4)	L. Miller, Hou.	153	637	4.2	25	2
5)	Forte, NY-J	169	634	3.8	32	7
6)	Blount, N.E.	161	609	3.8	41t	9
7)	McCoy, Buf.	112	598	5.3	53	6
8)	Gore, Ind.	145	592	4.1	22	4
9)	Crowell, Cle.	112	528	4.7	85t	5
10)	Hill, Cin.	104	515	5.0	74t	5
11)	Ware, K.C.	102	511	5.0	46	2
12)	West, Bal.	111	445	4.0	35	3
13)	C. Anderson, Den.	110	437	4.0	28	4
14)	Murray, Oak.	89	393	4.4	42	8
15)	Bell, Pit.	83	376	4.5	44	0
16)	*Booker, Den.	80	320	4.0	18	2
17)	Taylor, Buf. (QB)	46	319	6.9	49	3
18)	*Washington, Oak.	62	302	4.9	30	0
19)	Bernard, Cin.	77	299	3.9	17	2
20)	*Richard, Oak.	43	279	6.5	75t	1
21)	D. Williams, Pit.	75	276	3.7	17	3
22)	Yeldon, Jac.	70	253	3.6	16	1
23)	D. Johnson, Cle.	47	241	5.1	17	1
24)	Ivory, Jac.	58	236	4.1	42	1
25t)	Mariota, Ten. (QB)	35	235	6.7	41	2
25t)	Powell, NY-J	36	235	6.5	35t	1
27)	Luck, Ind. (QB)	43	224	5.2	24	1
28)	Gillislee, Buf.	34	222	6.5	44t	3
29)	*Henry, Ten.	53	221	4.2	22	1

AFC / THIRD-AND-ONE RUSHING LEADERS

Rank	Player, Team	Att	FD	Pct
1t)	Forte, NY-J	5	5	100.0
1t)	Murray, Oak.	4	4	100.0
1t)	Ajayi, Mia.	3	3	100.0
1t)	Bell, Pit.	3	3	100.0
1t)	Bernard, Cin.	2	2	100.0
1t)	Osweiler, Hou.	2	2	100.0
7)	Luck, Ind.	6	5	83.3
8t)	Murray, Ten.	8	6	75.0
8t)	Ware, K.C.	8	6	75.0
8t)	L. Miller, Hou.	4	3	75.0
11t)	Blount, N.E.	3	2	66.7
11t)	Felton, Buf.	3	2	66.7
11t)	D. Williams, Pit.	3	2	66.7
14)	Gordon, S.D.	8	5	62.5
15t)	*Henry, Ten.	5	3	60.0
15t)	West, Bal.	5	3	60.0
17)	C. Anderson, Den.	8	3	37.5

WEEK 9 / THROUGH SUNDAY, NOVEMBER 6, 2016**AFC / LEADERS IN RECEPTIONS**

Rank	Player, Team	Rec	Yards	Avg	Long	TD
1)	Green, Cin.	59	896	15.2	54t	3
2)	Cooper, Oak.	58	843	14.5	64t	2
3)	Brown, Pit.	55	677	12.3	51	6
4)	Hilton, Ind.	52	791	15.2	63t	4
5t)	Sanders, Den.	49	614	12.5	41t	3
5t)	Landry, Mia.	49	605	12.3	42t	1
5t)	Crabtree, Oak.	49	596	12.2	56	6
8)	Thomas, Den.	47	591	12.6	55t	4
9)	Pryor, Cle.	46	579	12.6	44	4
10)	Edelman, N.E.	41	358	8.7	23	1
11t)	B. Marshall, NY-J	40	585	14.6	41	2
11t)	Hopkins, Hou.	40	434	10.9	35	3
11t)	Pitta, Bal. (TE)	40	349	8.7	30	0
14t)	Wallace, Bal.	39	614	15.7	95t	4
14t)	Benjamin, S.D.	39	514	13.2	54	3
14t)	A. Robinson, Jac.	39	442	11.3	35	4
14t)	Kelce, K.C. (TE)	39	435	11.2	42	3
18)	Ty. Williams, S.D.	38	595	15.7	50	3
19)	Enunwa, NY-J	37	527	14.2	69t	3
20t)	Barnidge, Cle. (TE)	36	426	11.8	43	0
20t)	Doyle, Ind. (TE)	36	379	10.5	24	4
20t)	D. Johnson, Cle. (RB)	36	313	8.7	32	0
20t)	Bell, Pit. (RB)	36	283	7.9	22	0
24)	Murray, Ten. (RB)	35	226	6.5	22	2

AFC / RECEIVING YARDAGE LEADERS

Rank	Player, Team	Yards	Rec	Avg	Long	TD
1)	Green, Cin.	896	59	15.2	54t	3
2)	Cooper, Oak.	843	58	14.5	64t	2
3)	Hilton, Ind.	791	52	15.2	63t	4
4)	Brown, Pit.	677	55	12.3	51	6
5t)	Sanders, Den.	614	49	12.5	41t	3
5t)	Wallace, Bal.	614	39	15.7	95t	4
7)	Landry, Mia.	605	49	12.3	42t	1
8)	Crabtree, Oak.	596	49	12.2	56	6
9)	Ty. Williams, S.D.	595	38	15.7	50	3
10)	Thomas, Den.	591	47	12.6	55t	4
11)	B. Marshall, NY-J	585	40	14.6	41	2
12)	Pryor, Cle.	579	46	12.6	44	4
13)	Enunwa, NY-J	527	37	14.2	69t	3
14)	Benjamin, S.D.	514	39	13.2	54	3
15)	R. Gronkowski, N.E. (TE)	484	22	22.0	53t	3
16)	Walker, Ten. (TE)	447	33	13.5	47	4
17)	Hurns, Jac.	443	31	14.3	42t	2
18t)	Lee, Jac.	442	34	13.0	51	0
18t)	A. Robinson, Jac.	442	39	11.3	35	4
20)	Kelce, K.C. (TE)	435	39	11.2	42	3
21)	Hopkins, Hou.	434	40	10.9	35	3
22)	Barnidge, Cle. (TE)	426	36	11.8	43	0
23)	Coates, Pit.	425	20	21.3	72t	2
24)	Matthews, Ten.	420	33	12.7	60	5
25)	Bennett, N.E. (TE)	402	31	13.0	58	4
26)	Hogan, N.E.	391	19	20.6	63	2

WEEK 9 / THROUGH SUNDAY, NOVEMBER 6, 2016**AFC / THIRD-DOWN RECEIVING LEADERS**

Rank	Player, Team	Rec	Yards	Avg	Long	TD
1)	Cooper, Oak.	18	303	16.8	34t	1
2)	D. Johnson, Cle. (RB)	16	126	7.9	28	0
3t)	Crabtree, Oak.	15	219	14.6	56	2
3t)	Landry, Mia.	15	181	12.1	39	0
3t)	Powell, NY-J (RB)	15	88	5.9	11	0
6t)	Hopkins, Hou.	14	131	9.4	16	0
6t)	Pitta, Bal. (TE)	14	131	9.4	30	0
8t)	Ty. Williams, S.D.	13	200	15.4	44t	1
8t)	Pryor, Cle.	13	165	12.7	24	1
8t)	A. Robinson, Jac.	13	126	9.7	19	1
11t)	Hilton, Ind.	12	157	13.1	27	1
11t)	Gates, S.D. (TE)	12	122	10.2	17	1
11t)	Barnidge, Cle. (TE)	12	118	9.8	17	0
14t)	Green, Cin.	11	178	16.2	48t	1
14t)	Sanders, Den.	11	158	14.4	41t	1
14t)	Brown, Pit.	11	154	14.0	26t	1
14t)	Murray, Ten. (RB)	11	98	8.9	14	0
18t)	Coates, Pit.	10	230	23.0	72t	2
18t)	Thomas, Den.	10	157	15.7	55t	3
18t)	Amendola, N.E.	10	137	13.7	32	2
18t)	Kelce, K.C. (TE)	10	125	12.5	21	0
18t)	Benjamin, S.D.	10	103	10.3	21	1
23t)	Wright, Ten.	9	147	16.3	48	0
23t)	Wallace, Bal.	9	141	15.7	66t	1
23t)	B. Marshall, NY-J	9	125	13.9	41	0
23t)	Bernard, Cin. (RB)	9	71	7.9	32	0
23t)	J. White, N.E. (RB)	9	69	7.7	19t	1
23t)	Juszczyk, Bal. (RB)	9	63	7.0	18	0

WEEK 9 / THROUGH SUNDAY, NOVEMBER 6, 2016

AFC / LEADING SCORERS, NONKICKERS

Rank	Player, Team	TD	Rush	Rec	Ret	X2	Pts
1)	Gordon, S.D. (RB)	11	9	2	0	0	66
2t)	Blount, N.E. (RB)	9	9	0	0	0	54
2t)	Murray, Ten. (RB)	9	7	2	0	0	54
4t)	Forte, NY-J (RB)	8	7	1	0	0	48
4t)	Murray, Oak. (RB)	8	8	0	0	0	48
6t)	Gore, Ind. (RB)	7	4	3	0	0	42
6t)	McCoy, Buf. (RB)	7	6	1	0	0	42
8)	Crabtree, Oak. (WR)	6	0	6	0	1	38
9t)	Ajayi, Mia. (RB)	6	6	0	0	0	36
9t)	Brown, Pit. (WR)	6	0	6	0	0	36
11)	Pryor, Cle. (WR)	5	1	4	0	1	32
12t)	C. Anderson, Den. (RB)	5	4	1	0	0	30
12t)	Crowell, Cle. (RB)	5	5	0	0	0	30
12t)	Hill, Cin. (RB)	5	5	0	0	0	30
12t)	Matthews, Ten. (WR)	5	0	5	0	0	30
16t)	Thomas, Den. (WR)	4	0	4	0	1	26
16t)	Wallace, Bal. (WR)	4	0	4	0	1	26
18t)	Bennett, N.E. (TE)	4	0	4	0	0	24
18t)	Doyle, Ind. (TE)	4	0	4	0	0	24
18t)	Gates, S.D. (TE)	4	0	4	0	0	24
18t)	Gillislee, Buf. (RB)	4	3	1	0	0	24
18t)	*Hill, K.C. (WR)	4	0	4	0	0	24
18t)	Hilton, Ind. (WR)	4	0	4	0	0	24
18t)	LaFell, Cin. (WR)	4	0	4	0	0	24
18t)	Roberts, Oak. (WR)	4	0	4	0	0	24
18t)	A. Robinson, Jac. (WR)	4	0	4	0	0	24
18t)	Walker, Ten. (TE)	4	0	4	0	0	24
18t)	D. Williams, Pit. (RB)	4	3	1	0	0	24

AFC / LEADING SCORERS, KICKERS

Rank	Player, Team	PAT	FG	Pct	Long	Pts
1)	Lambo, S.D.	26/29	20/22	.909	47	86
2)	Vinatieri, Ind.	24/24	19/19	1.000	54	81
3)	McManus, Den.	20/21	18/20	.900	55	74
4t)	Janikowski, Oak.	23/23	16/22	.727	56	71
4t)	Santos, K.C.	17/18	18/21	.857	54	71
6)	Tucker, Bal.	10/10	20/20	1.000	53	70
7t)	Folk, NY-J	17/18	16/18	.889	48	65
7t)	Novak, Hou.	11/12	18/21	.857	53	65
9)	Nugent, Cin.	17/18	14/19	.737	47	59
10)	Gostkowski, N.E.	24/26	11/14	.786	53	57
11)	Succop, Ten.	22/24	11/13	.846	48	55
12)	Carpenter, Buf.	22/24	10/13	.769	45	52
13)	Franks, Mia.	18/18	11/14	.786	41	51
14)	Myers, Jac.	16/16	11/14	.786	50	49
15)	Parkey, Cle.	11/11	11/15	.733	51	44
16)	Boswell, Pit.	21/21	7/10	.700	49	42
17)	Murray, Cle.	3/ 4	1/ 2	.500	35	6

AFC / TOUCHBACKS ON KICKOFFS

Rank	Player, Team	TB
1)	Lambo, S.D.	48
2)	McAfee, Ind.	36
3)	Succop, Ten.	33
4)	McManus, Den.	30
5)	Boswell, Pit.	26
6t)	Janikowski, Oak.	25
6t)	Myers, Jac.	25
6t)	Santos, K.C.	25
6t)	Tucker, Bal.	25
10)	Folk, NY-J	24
11t)	Franks, Mia.	23
11t)	Gostkowski, N.E.	23
11t)	Parkey, Cle.	23
14)	Nugent, Cin.	19
15)	Carpenter, Buf.	11
16)	Gay, Buf.	5
17t)	Murray, Cle.	4
17t)	Novak, Hou.	4

WEEK 9 / THROUGH SUNDAY, NOVEMBER 6, 2016**AFC / MOST YARDS FROM SCRIMMAGE**

Rank	Player, Team	Total			Rushing			Receiving		
		Yards	Att+Rec	Avg	Yards	Att	Avg	Yards	Rec	Avg
1)	Gordon, S.D. (RB)	1052	221	4.8	768	193	4.0	284	28	10.1
2)	Murray, Ten. (RB)	1033	209	4.9	807	174	4.6	226	35	6.5
3)	Green, Cin. (WR)	896	59	15.2	0	0	---	896	59	15.2
4)	Cooper, Oak. (WR)	843	58	14.5	0	0	---	843	58	14.5
5)	Ware, K.C. (RB)	824	119	6.9	511	102	5.0	313	17	18.4
6)	Forte, NY-J (RB)	802	190	4.2	634	169	3.8	168	21	8.0
7)	Hilton, Ind. (WR)	791	52	15.2	0	0	---	791	52	15.2
8)	L. Miller, Hou. (RB)	761	175	4.3	637	153	4.2	124	22	5.6
9)	Crowell, Cle. (RB)	732	130	5.6	528	112	4.7	204	18	11.3
10)	Gore, Ind. (RB)	722	169	4.3	592	145	4.1	130	24	5.4
11)	Ajayi, Mia. (RB)	714	119	6.0	646	108	6.0	68	11	6.2
12)	Brown, Pit. (WR)	696	57	12.2	19	2	9.5	677	55	12.3
13)	McCoy, Buf. (RB)	695	132	5.3	598	112	5.3	97	20	4.9
14)	Bell, Pit. (RB)	659	119	5.5	376	83	4.5	283	36	7.9
15)	Blount, N.E. (RB)	640	167	3.8	609	161	3.8	31	6	5.2
16)	Wallace, Bal. (WR)	633	42	15.1	19	3	6.3	614	39	15.7
17)	Landry, Mia. (WR)	623	52	12.0	18	3	6.0	605	49	12.3
18)	Sanders, Den. (WR)	614	49	12.5	0	0	---	614	49	12.5
19)	Pryor, Cle. (WR)	600	54	11.1	21	8	2.6	579	46	12.6
20)	Crabtree, Oak. (WR)	596	49	12.2	0	0	---	596	49	12.2
21)	Ty. Williams, S.D. (WR)	595	38	15.7	0	0	---	595	38	15.7
22)	Thomas, Den. (WR)	591	47	12.6	0	0	---	591	47	12.6
23)	B. Marshall, NY-J (WR)	585	40	14.6	0	0	---	585	40	14.6
24t)	Bernard, Cin. (RB)	576	108	5.3	299	77	3.9	277	31	8.9
24t)	Hill, Cin. (RB)	576	111	5.2	515	104	5.0	61	7	8.7

AFC / LEADERS IN FIRST DOWNS

Rank	Player, Team	Rush	Rec	Tot
1)	Gordon, S.D. (RB)	45	14	59
2)	Murray, Ten. (RB)	43	13	56
3)	Gore, Ind. (RB)	35	7	42
4)	Green, Cin. (WR)	0	38	38
5)	Ajayi, Mia. (RB)	33	4	37
6t)	L. Miller, Hou. (RB)	31	5	36
6t)	Ware, K.C. (RB)	25	11	36
8t)	Brown, Pit. (WR)	1	34	35
8t)	Cooper, Oak. (WR)	0	35	35
8t)	Crabtree, Oak. (WR)	0	35	35
8t)	Crowell, Cle. (RB)	26	9	35
12t)	Blount, N.E. (RB)	33	1	34
12t)	Forte, NY-J (RB)	27	7	34
12t)	Hilton, Ind. (WR)	0	34	34
15)	Pryor, Cle. (WR)	2	31	33
16)	Murray, Oak. (RB)	26	6	32
17t)	McCoy, Buf. (RB)	26	5	31
17t)	Sanders, Den. (WR)	0	31	31
19t)	Hopkins, Hou. (WR)	0	29	29
19t)	Landry, Mia. (WR)	1	28	29
19t)	B. Marshall, NY-J (WR)	0	29	29
19t)	A. Robinson, Jac. (WR)	0	29	29
23t)	C. Anderson, Den. (RB)	22	6	28
23t)	Bell, Pit. (RB)	14	14	28
23t)	Wallace, Bal. (WR)	1	27	28
26)	Bernard, Cin. (RB)	14	13	27
27t)	Hill, Cin. (RB)	23	3	26
27t)	Thomas, Den. (WR)	0	26	26
27t)	Ty. Williams, S.D. (WR)	0	26	26
30t)	Enunwa, NY-J (WR)	0	25	25
30t)	Kelce, K.C. (TE)	0	25	25

WEEK 9 / THROUGH SUNDAY, NOVEMBER 6, 2016**AFC / LEADING PUNTERS**

Rank	Player, Team	No	Yards	Lg	Avg	TB	Blk	Dwn	OB	Opp Ret	In Yds	Net 20	Avg
1)	McAfee, Ind.	37	1881	74	50.8	8	0	3	6	13	132	11	42.9
2)	Lechler, Hou.	38	1840	62	48.4	1	0	1	4	26	314	15	39.6
3)	King, Oak.	44	2130	72	48.4	3	0	9	7	18	233	21	41.8
4)	Nortman, Jac.	37	1778	78	48.1	4	0	10	1	16	149	11	41.9
5)	Koch, Bal.	46	2159	68	46.9	2	0	4	10	23	298	17	39.6
6)	*Dixon, Den.	45	2085	68	46.3	3	0	6	2	22	145	12	41.8
7)	Berry, Pit.	39	1805	63	46.3	1	1	7	6	16	141	15	41.1
8)	Darr, Mia.	40	1833	66	45.8	3	0	3	3	17	156	15	40.4
9)	Colquitt, Cle.	44	2014	65	45.8	2	0	4	3	21	172	12	41.0
10)	Colquitt, K.C.	40	1822	60	45.6	4	0	4	2	18	98	19	41.1
11)	Kern, Ten.	41	1866	71	45.5	2	0	5	1	21	277	18	37.8
12)	Huber, Cin.	37	1676	61	45.3	4	0	4	3	19	165	11	38.7
13)	*Kaser, S.D.	32	1417	62	44.3	3	0	3	3	16	88	10	39.7
14)	Allen, N.E.	35	1540	57	44.0	2	0	7	3	10	65	13	41.0
15)	Schmidt, Buf.	38	1647	58	43.3	2	0	4	11	17	78	13	40.2
16)	*Edwards, NY-J	40	1719	57	43.0	2	0	6	5	19	170	13	37.7

AFC / LEADING PUNTERS, NET AVERAGE

Rank	Player, Team	No	Yards	Lg	Avg	TB	Blk	Dwn	OB	Opp Ret	In Yds	Net Avg	
1)	McAfee, Ind.	37	1881	74	50.8	8	0	3	6	13	132	11	42.9
2)	Nortman, Jac.	37	1778	78	48.1	4	0	10	1	16	149	11	41.9
3)	*Dixon, Den.	45	2085	68	46.3	3	0	6	2	22	145	12	41.8
4)	King, Oak.	44	2130	72	48.4	3	0	9	7	18	233	21	41.8
5t)	Berry, Pit.	39	1805	63	46.3	1	1	7	6	16	141	15	41.1
5t)	Colquitt, K.C.	40	1822	60	45.6	4	0	4	2	18	98	19	41.1
7)	Allen, N.E.	35	1540	57	44.0	2	0	7	3	10	65	13	41.0
8)	Colquitt, Cle.	44	2014	65	45.8	2	0	4	3	21	172	12	41.0
9)	Darr, Mia.	40	1833	66	45.8	3	0	3	3	17	156	15	40.4
10)	Schmidt, Buf.	38	1647	58	43.3	2	0	4	11	17	78	13	40.2
11)	*Kaser, S.D.	32	1417	62	44.3	3	0	3	3	16	88	10	39.7
12)	Lechler, Hou.	38	1840	62	48.4	1	0	1	4	26	314	15	39.6
13)	Koch, Bal.	46	2159	68	46.9	2	0	4	10	23	298	17	39.6
14)	Huber, Cin.	37	1676	61	45.3	4	0	4	3	19	165	11	38.7
15)	Kern, Ten.	41	1866	71	45.5	2	0	5	1	21	277	18	37.8
16)	*Edwards, NY-J	40	1719	57	43.0	2	0	6	5	19	170	13	37.7

AFC / PUNT RETURN LEADERS

Rank	Player, Team	Ret	FC	Yards	Avg	Long	TD
1)	*Hill, K.C.	18	5	300	16.7	50	0
2)	*Grant, Mia.	12	1	132	11.0	74t	1
3)	Norwood, Den.	16	9	168	10.5	17	0
4)	*Richard, Oak.	21	2	216	10.3	47	0
5)	Tate, Buf.	13	7	132	10.2	31	0
6)	*Ervin, Hou.	19	17	157	8.3	18	0
7)	Greene, Jac.	15	2	106	7.1	42	0
8)	Mariani, Ten.	19	9	126	6.6	17	0
9)	Hester, Bal.	15	10	89	5.9	20	0
10)	*Erickson, Cin.	11	11	64	5.8	15	0

AFC / KICKOFF RETURN LEADERS

Rank	Player, Team	Ret	Yards	Avg	Long	TD
1)	Hester, Bal.	10	287	28.7	60	0
2)	*Grant, Mia.	10	252	25.2	45	0
3)	Lee, Jac.	10	251	25.1	45	0
4)	*J. Marshall, NY-J	12	292	24.3	65	0
5)	*Hill, K.C.	10	235	23.5	33	0
6)	Mariani, Ten.	14	327	23.4	37	0
7)	Tate, Buf.	12	276	23.0	45	0
8)	*Ervin, Hou.	11	240	21.8	33	0
9)	C. Grant, Jac.	12	256	21.3	32	0

WEEK 9 / THROUGH SUNDAY, NOVEMBER 6, 2016**AFC / LEADERS IN INTERCEPTIONS**

Rank	Player, Team	Int	Yards	Avg	Long	TD
1t)	Hayward, S.D.	5	99	19.8	31	1
1t)	Peters, K.C.	5	47	9.4	28	0
3t)	Talib, Den.	3	86	28.7	46t	1
3t)	Nelson, Oak.	3	59	19.7	40	0
3t)	Mosley, Bal.	3	12	4.0	12	0
6t)	Gilmore, Buf.	2	48	24.0	34	0
6t)	Sorensen, K.C.	2	48	24.0	48t	1
6t)	Robey-Coleman, Buf.	2	44	22.0	41t	1
6t)	Collins, N.E.-Cle.	2	31	15.5	18	0
6t)	S. Smith, Oak.	2	27	13.5	27	0
6t)	Taylor, Cle.	2	26	13.0	29	0
6t)	Gilchrist, NY-J	2	25	12.5	25	0
6t)	*Young, Bal.	2	22	11.0	16	0
6t)	Butler, Ind.	2	19	9.5	19	0
6t)	Abdul-Quddus, Mia.	2	16	8.0	9	0
6t)	M. Williams, NY-J	2	14	7.0	14	0
6t)	Haden, Cle.	2	9	4.5	9	0
6t)	McCourty, Ten.	2	7	3.5	6	0
6t)	Cox, Ten.	2	3	1.5	3	0
6t)	Amerson, Oak.	2	0	0.0	0	0

AFC / LEADERS IN SACKS

Rank	Player, Team	Sacks
1)	Miller, Den. (LB)	9.5
2t)	Alexander, Buf. (LB)	9.0
2t)	Ford, K.C. (LB)	9.0
4t)	Mack, Oak. (DE)	7.0
4t)	Orakpo, Ten. (LB)	7.0
4t)	Walden, Ind. (LB)	7.0
7)	L. Williams, NY-J (DT)	6.0
8)	Morgan, Ten. (LB)	5.5
9t)	Dunlap, Cin. (DE)	5.0
9t)	Ingram, S.D. (LB)	5.0
9t)	Suggs, Bal. (LB)	5.0
9t)	Wake, Mia. (DE)	5.0
13t)	Mercilus, Hou. (LB)	4.5
13t)	Suh, Mia. (DT)	4.5
13t)	Wolfe, Den. (DE)	4.5
16t)	*Bosa, S.D. (DE)	4.0
16t)	Hughes, Buf. (LB)	4.0
16t)	Jernigan, Bal. (DE)	4.0
16t)	*Ngakoue, Jac. (DE)	4.0
16t)	Ray, Den. (LB)	4.0
21t)	Atkins, Cin. (DT)	3.5
21t)	Sheard, N.E. (DE)	3.5
23t)	Branch, Mia. (DE)	3.0
23t)	*Brown, S.D. (LB)	3.0
23t)	Z. Brown, Buf. (LB)	3.0
23t)	Casey, Ten. (DE)	3.0
23t)	Clarke, Cin. (DE)	3.0
23t)	Clowney, Hou. (DE)	3.0
23t)	Heyward, Pit. (DE)	3.0
23t)	*Judon, Bal. (LB)	3.0
23t)	McKinney, Hou. (LB)	3.0
23t)	*Ogbah, Cle. (LB)	3.0

WEEK 9 / THROUGH SUNDAY, NOVEMBER 6, 2016

NFC / LEADING PASSERS

Player, Team	Pct				Avg		Pct			Pct Rating	
	Att	Comp	Comp	Yds	Gain	TD	TD	Long	Int	Int	Points
Ryan, Atl.	313	218	69.6	2980	9.52	23	7.3	75t	4	1.3	119.0
Brees, N.O.	347	242	69.7	2689	7.75	21	6.1	98t	5	1.4	106.7
*Prescott, Dal.	248	165	66.5	2020	8.15	12	4.8	53	2	0.8	104.2
Stafford, Det.	318	214	67.3	2373	7.46	18	5.7	73t	5	1.6	101.6
Bradford, Min.	243	166	68.3	1715	7.06	9	3.7	46	1	0.4	99.0
Hoyer, Chi.	200	134	67.0	1445	7.22	6	3.0	64	0	0.0	98.0
A. Rodgers, G.B.	318	202	63.5	2039	6.41	20	6.3	58	5	1.6	96.1
Cousins, Was.	321	215	67.0	2454	7.64	12	3.7	57	7	2.2	93.1
Wilson, Sea.	241	158	65.6	1812	7.52	5	2.1	59	2	0.8	91.5
Manning, NY-G	306	197	64.4	2241	7.32	12	3.9	75t	8	2.6	88.4
Palmer, Ariz	282	177	62.8	2068	7.33	10	3.5	58	6	2.1	87.9
*Wentz, Phi.	275	177	64.4	1890	6.87	9	3.3	73t	5	1.8	87.7
Winston, T.B.	306	181	59.2	2037	6.66	17	5.6	45t	9	2.9	85.4
Newton, Car.	239	138	57.7	1733	7.25	9	3.8	78t	6	2.5	82.5
Keenum, L.A.	283	174	61.5	2004	7.08	9	3.2	65t	11	3.9	77.2
Gabbert, S.F.	150	87	58.0	890	5.93	5	3.3	75t	6	4.0	69.6

NFC / LEADING PASSERS, RANKS

Player, Team	Pct				Avg		Pct			Pct Rating	
	Att	Comp	Comp	Yds	Gain	TD	TD	Long	Int	Int	Points
Ryan, Atl.	5	2	2	1	1	1	1		5	5	1
Brees, N.O.	1	1	1	2	3	2	3		6t	6	2
*Prescott, Dal.	11	12	7	9	2	6t	6		3t	3	3
Stafford, Det.	3t	4	4	4	6	4	4		6t	7t	4
Bradford, Min.	12	11	3	14	12	10t	10		2	2	5
Hoyer, Chi.	15	15	5	15	10	14	15		1	1	6
A. Rodgers, G.B.	3t	5	11	7	15	3	2		6t	7t	7
Cousins, Was.	2	3	6	3	4	6t	9		13	11	8
Wilson, Sea.	13	13	8	12	5	15t	16		3t	4	9
Manning, NY-G	6t	6	9	5	8	6t	7		14	13	10
Palmer, Ariz	9	8t	12	6	7	9	11		10t	10	11
*Wentz, Phi.	10	8t	10	11	13	10t	13		6t	9	12
Winston, T.B.	6t	7	14	8	14	5	5		15	14	13
Newton, Car.	14	14	16	13	9	10t	8		10t	12	14
Keenum, L.A.	8	10	13	10	11	10t	14		16	15	15
Gabbert, S.F.	16	16	15	16	16	15t	12		10t	16	16

NFC / FOURTH-QUARTER PASSING LEADERS

Rank	Player, Team	Att	Comp	Comp%	Yards	YPA	TD	TD%	Int	Int%	Rating
1)	Bradford, Min.	65	49	75.4	541	8.32	3	4.6	0	0.0	115.0
2)	A. Rodgers, G.B.	74	49	66.2	519	7.01	6	8.1	1	1.4	107.9
3)	Brees, N.O.	101	71	70.3	782	7.74	8	7.9	3	3.0	107.0
4)	Stafford, Det.	83	57	68.7	648	7.81	5	6.0	2	2.4	101.9
5)	*Prescott, Dal.	61	37	60.7	443	7.26	3	4.9	0	0.0	99.3
6)	Hoyer, Chi.	70	48	68.6	509	7.27	2	2.9	0	0.0	99.0
7)	Ryan, Atl.	61	36	59.0	513	8.41	4	6.6	2	3.3	94.5
8)	Wilson, Sea.	76	48	63.2	554	7.29	2	2.6	0	0.0	93.9
9)	Cousins, Was.	78	48	61.5	617	7.91	3	3.8	2	2.6	88.5
10)	Newton, Car.	57	35	61.4	455	7.98	2	3.5	2	3.5	83.6
11)	Winston, T.B.	95	53	55.8	558	5.87	4	4.2	1	1.1	82.7
12)	Anderson, Car.	27	20	74.1	216	8.00	2	7.4	3	11.1	82.3
13)	Manning, NY-G	91	58	63.7	736	8.09	3	3.3	4	4.4	81.6
14)	Palmer, Ariz	71	47	66.2	531	7.48	3	4.2	5	7.0	73.2
15)	*Wentz, Phi.	63	36	57.1	351	5.57	0	0.0	1	1.6	66.3
16)	Keenum, L.A.	90	48	53.3	528	5.87	4	4.4	5	5.6	62.6
17)	Gabbert, S.F.	47	26	55.3	316	6.72	2	4.3	4	8.5	54.9
18)	Kaepernick, S.F.	35	15	42.9	126	3.60	0	0.0	0	0.0	52.8
19)	Stanton, Ariz	20	8	40.0	85	4.25	0	0.0	2	10.0	13.5

NFC / THIRD-DOWN PASSING LEADERS

Rank	Player, Team	Att	Comp	Comp%	Yards	YPA	TD	TD%	Int	Int%	Rating
1)	Brees, N.O.	86	62	72.1	752	8.74	8	9.3	1	1.2	124.8
2)	Ryan, Atl.	70	48	68.6	537	7.67	4	5.7	0	0.0	110.2
3)	A. Rodgers, G.B.	81	50	61.7	583	7.20	9	11.1	4	4.9	100.0
4)	Bradford, Min.	72	50	69.4	516	7.17	3	4.2	1	1.4	97.9
5)	*Prescott, Dal.	71	49	69.0	563	7.93	2	2.8	1	1.4	96.2
6)	Stafford, Det.	81	53	65.4	666	8.22	3	3.7	2	2.5	92.9
7)	Keenum, L.A.	79	47	59.5	571	7.23	5	6.3	2	2.5	92.3
8)	Palmer, Ariz	71	46	64.8	543	7.65	2	2.8	1	1.4	91.5
9)	Hoyer, Chi.	49	30	61.2	352	7.18	1	2.0	0	0.0	89.8
10)	Cousins, Was.	81	53	65.4	559	6.90	3	3.7	3	3.7	82.3
11)	Winston, T.B.	82	48	58.5	570	6.95	4	4.9	3	3.7	80.8
12)	*Wentz, Phi.	69	38	55.1	476	6.90	3	4.3	2	2.9	79.1
13)	Wilson, Sea.	66	37	56.1	483	7.32	0	0.0	1	1.5	73.0
14)	Newton, Car.	71	37	52.1	498	7.01	2	2.8	2	2.8	72.4
15)	Manning, NY-G	81	41	50.6	517	6.38	4	4.9	3	3.7	71.9
16)	Gabbert, S.F.	47	25	53.2	168	3.57	3	6.4	2	4.3	64.8

WEEK 9 / THROUGH SUNDAY, NOVEMBER 6, 2016**NFC / LEADING RUSHERS**

Rank	Player, Team	Att	Yards	Avg	Long	TD
1)	*Elliott, Dal.	177	891	5.0	60t	7
2)	D. Johnson, Ariz	156	705	4.5	58t	8
3)	Freeman, Atl.	133	620	4.7	48	3
4)	*Howard, Chi.	99	505	5.1	69	2
5)	Ingram, N.O.	104	497	4.8	75t	2
6)	Jones, Was.	99	460	4.6	57	3
7)	Gurley, L.A.	146	451	3.1	18	3
8)	Michael, Sea.	107	446	4.2	41t	5
9)	Hyde, S.F.	109	429	3.9	34	6
10)	Rodgers, T.B.	88	393	4.5	45	1
11)	Lacy, G.B.	71	360	5.1	31	0
12)	Riddick, Det.	75	297	4.0	42	1
13)	Stewart, Car.	79	295	3.7	26	4
14)	Mathews, Phi.	76	287	3.8	30	5
15)	Sproles, Phi.	59	285	4.8	19	0
16)	Hightower, N.O.	68	276	4.1	28	1
17)	Coleman, Atl.	59	234	4.0	30t	5
18)	Asiata, Min.	71	227	3.2	29	2
19)	McKinnon, Min.	75	225	3.0	25	1
20t)	Newton, Car. (QB)	45	207	4.6	21	3
20t)	C. Thompson, Was.	45	207	4.6	20	1
22)	A. Rodgers, G.B. (QB)	34	199	5.9	23	2
23)	A. Morris, Dal.	53	192	3.6	17	2
24)	*Kelley, Was.	38	190	5.0	45	1
25)	Whittaker, Car.	36	186	5.2	25	0

NFC / THIRD-AND-ONE RUSHING LEADERS

Rank	Player, Team	Att	FD	Pct
1t)	Jones, Was.	6	6	100.0
1t)	Kuhn, N.O.	4	4	100.0
1t)	Freeman, Atl.	3	3	100.0
1t)	Hyde, S.F.	3	3	100.0
1t)	Jennings, NY-G	3	3	100.0
1t)	Stewart, Car.	3	3	100.0
1t)	Brees, N.O.	2	2	100.0
1t)	Gabbert, S.F.	2	2	100.0
1t)	Keenum, L.A.	2	2	100.0
1t)	Lasike, Chi.	2	2	100.0
1t)	Mathews, Phi.	2	2	100.0
1t)	Peterson, Min.	2	2	100.0
1t)	K. Smith, Dal.	2	2	100.0
1t)	Sproles, Phi.	2	2	100.0
15)	D. Johnson, Ariz	7	6	85.7
16)	Newton, Car.	5	4	80.0
17)	Gurley, L.A.	9	7	77.8
18)	Asiata, Min.	4	3	75.0
19)	*Elliott, Dal.	7	5	71.4
20t)	Hightower, N.O.	3	2	66.7
20t)	Ingram, N.O.	3	2	66.7
20t)	Ripkowski, G.B.	3	2	66.7
20t)	Wilson, Sea.	3	2	66.7
24)	Coleman, Atl.	5	3	60.0
25)	Michael, Sea.	4	2	50.0

WEEK 9 / THROUGH SUNDAY, NOVEMBER 6, 2016**NFC / LEADERS IN RECEPTIONS**

Rank	Player, Team	Rec	Yards	Avg	Long	TD
1)	Fitzgerald, Ariz	56	554	9.9	29t	5
2)	Evans, T.B.	55	745	13.5	45t	8
3)	J. Jones, Atl.	51	970	19.0	75t	5
4)	Tate, Det.	49	513	10.5	61	2
5)	Diggs, Min.	48	546	11.4	46	2
6)	*Michael Thomas, N.O.	47	573	12.2	32t	5
7)	Olsen, Car. (TE)	45	673	15.0	78t	3
8t)	Beckham, NY-G	44	676	15.4	75t	5
8t)	Adams, G.B.	44	465	10.6	40	6
10)	Beasley, Dal.	43	499	11.6	47	4
11t)	Matthews, Phi.	42	507	12.1	54	3
11t)	Reed, Was. (TE)	42	415	9.9	26	3
13t)	Cooks, N.O.	41	596	14.5	98t	5
13t)	Cobb, G.B.	41	402	9.8	33	3
15t)	Crowder, Was.	40	498	12.5	55t	4
15t)	Miller, Chi. (TE)	40	393	9.8	26	3
17t)	Nelson, G.B.	38	509	13.4	58	7
17t)	Baldwin, Sea.	38	481	12.7	59	2
17t)	Witten, Dal. (TE)	38	424	11.2	35	2
20t)	M. Jones, Det.	37	661	17.9	73t	4
20t)	Britt, L.A.	37	584	15.8	47	3
20t)	Snead, N.O.	37	475	12.8	49	2
20t)	Sanu, Atl.	37	416	11.2	59	3
20t)	Austin, L.A.	37	316	8.5	43t	2
25t)	Jeffery, Chi.	36	583	16.2	54	1
25t)	Benjamin, Car.	36	543	15.1	50	4
25t)	Garcon, Was.	36	396	11.0	23	1

NFC / RECEIVING YARDAGE LEADERS

Rank	Player, Team	Yards	Rec	Avg	Long	TD
1)	J. Jones, Atl.	970	51	19.0	75t	5
2)	Evans, T.B.	745	55	13.5	45t	8
3)	Beckham, NY-G	676	44	15.4	75t	5
4)	Olsen, Car. (TE)	673	45	15.0	78t	3
5)	M. Jones, Det.	661	37	17.9	73t	4
6)	Cooks, N.O.	596	41	14.5	98t	5
7)	Britt, L.A.	584	37	15.8	47	3
8)	Jeffery, Chi.	583	36	16.2	54	1
9)	*Michael Thomas, N.O.	573	47	12.2	32t	5
10)	Fitzgerald, Ariz	554	56	9.9	29t	5
11)	Diggs, Min.	546	48	11.4	46	2
12)	Benjamin, Car.	543	36	15.1	50	4
13)	Tate, Det.	513	49	10.5	61	2
14)	Nelson, G.B.	509	38	13.4	58	7
15)	Matthews, Phi.	507	42	12.1	54	3
16)	Beasley, Dal.	499	43	11.6	47	4
17)	Crowder, Was.	498	40	12.5	55t	4
18)	Baldwin, Sea.	481	38	12.7	59	2
19)	Snead, N.O.	475	37	12.8	49	2
20)	Adams, G.B.	465	44	10.6	40	6
21)	Graham, Sea. (TE)	442	30	14.7	40	1
22)	Thielen, Min.	432	29	14.9	36t	1
23)	Witten, Dal. (TE)	424	38	11.2	35	2
24t)	D. Jackson, Was.	416	30	13.9	44t	1
24t)	Sanu, Atl.	416	37	11.2	59	3

WEEK 9 / THROUGH SUNDAY, NOVEMBER 6, 2016**NFC / THIRD-DOWN RECEIVING LEADERS**

Rank	Player, Team	Rec	Yards	Avg	Long	TD
1t)	Beasley, Dal.	17	181	10.6	29	1
1t)	Reed, Was. (TE)	17	180	10.6	26	1
3t)	Evans, T.B.	16	227	14.2	28	2
3t)	Rudolph, Min. (TE)	16	143	8.9	22	3
5)	Cobb, G.B.	15	182	12.1	32	1
6t)	Tate, Det.	14	198	14.1	61	1
6t)	Royal, Chi.	14	191	13.6	64	0
6t)	Snead, N.O.	14	144	10.3	23	0
9t)	Baldwin, Sea.	13	206	15.8	59	1
9t)	Crowder, Was.	13	187	14.4	55t	1
9t)	Austin, L.A.	13	114	8.8	43t	2
12t)	Thielen, Min.	12	207	17.3	29	0
12t)	Matthews, Phi.	12	170	14.2	54	1
12t)	Britt, L.A.	12	151	12.6	34	1
12t)	Boldin, Det.	12	107	8.9	20	1
16t)	Olsen, Car. (TE)	11	138	12.5	34	2
16t)	*Michael Thomas, N.O.	11	127	11.5	25	1
16t)	Witten, Dal. (TE)	11	107	9.7	31	0
16t)	D. Johnson, Ariz (RB)	11	102	9.3	24	0
16t)	Fitzgerald, Ariz	11	88	8.0	15	0
21t)	Nelson, G.B.	10	149	14.9	39	3
21t)	*Shepard, NY-G	10	136	13.6	32	1
21t)	Sanu, Atl.	10	125	12.5	22	0
21t)	Diggs, Min.	10	120	12.0	33	0

WEEK 9 / THROUGH SUNDAY, NOVEMBER 6, 2016**NFC / LEADING SCORERS, NONKICKERS**

Rank	Player, Team	TD	Rush	Rec	Ret	X2	Pts
1)	Evans, T.B. (WR)	8	0	8	0	1	50
2)	D. Johnson, Ariz (RB)	8	8	0	0	0	48
3t)	*Elliott, Dal. (RB)	7	7	0	0	0	42
3t)	Nelson, G.B. (WR)	7	0	7	0	0	42
5)	Hyde, S.F. (RB)	6	6	0	0	1	38
6t)	Adams, G.B. (WR)	6	0	6	0	0	36
6t)	Coleman, Atl. (RB)	6	5	1	0	0	36
6t)	Mathews, Phi. (RB)	6	5	1	0	0	36
6t)	Michael, Sea. (RB)	6	5	1	0	0	36
10)	Ingram, N.O. (RB)	5	2	3	0	1	32
11t)	Beckham, NY-G (WR)	5	0	5	0	0	30
11t)	Boldin, Det. (WR)	5	0	5	0	0	30
11t)	Cooks, N.O. (WR)	5	0	5	0	0	30
11t)	Crowder, Was. (WR)	5	0	4	1	0	30
11t)	Fitzgerald, Ariz (WR)	5	0	5	0	0	30
11t)	Freeman, Atl. (RB)	5	3	2	0	0	30
11t)	J. Jones, Atl. (WR)	5	0	5	0	0	30
11t)	Riddick, Det. (RB)	5	1	4	0	0	30
11t)	*Michael Thomas, N.O. (WR)	5	0	5	0	0	30
20t)	Beasley, Dal. (WR)	4	0	4	0	0	24
20t)	Benjamin, Car. (WR)	4	0	4	0	0	24
20t)	Brate, T.B. (TE)	4	0	4	0	0	24
20t)	M. Jones, Det. (WR)	4	0	4	0	0	24
20t)	Kuhn, N.O. (RB)	4	3	1	0	0	24
20t)	*Prescott, Dal. (QB)	4	4	0	0	0	24
20t)	Rudolph, Min. (TE)	4	0	4	0	0	24
20t)	Stewart, Car. (RB)	4	4	0	0	0	24

NFC / LEADING SCORERS, KICKERS

Rank	Player, Team	PAT	FG	Pct	Long	Pts
1)	Bryant, Atl.	31/31	20/21	.952	53	91
2)	Sturgis, Phi.	18/19	20/22	.909	55	78
3)	Hopkins, Was.	18/19	18/22	.818	50	72
4t)	Bailey, Dal.	25/25	14/16	.875	56	67
4t)	Prater, Det.	19/20	16/19	.842	58	67
6)	*Lutz, N.O.	27/27	13/18	.722	57	66
7)	Crosby, G.B.	19/20	15/17	.882	46	64
8)	Gano, Car.	18/20	14/18	.778	54	60
9)	Hauschka, Sea.	11/13	14/16	.875	53	53
10)	Dawson, S.F.	18/18	11/12	.917	49	51
11)	Walsh, Min.	13/16	12/16	.750	50	49
12)	Barth, Chi.	14/14	11/14	.786	49	47
13)	Zuerlein, L.A.	13/13	11/13	.846	54	46
14)	Catanzaro, Ariz	19/20	8/11	.727	60	43
15)	Brown, NY-G	9/ 9	11/12	.917	48	42
16)	*Aguayo, T.B.	15/17	7/12	.583	43	36
17)	Gould, NY-G	6/ 6	1/ 1	1.000	29	9
18)	Bullock, NY-G	2/ 3	0/ 0	---	--	2

NFC / TOUCHBACKS ON KICKOFFS

Rank	Player, Team	TB
1)	Bosher, Atl.	48
2)	Hopkins, Was.	35
3)	Gano, Car.	33
4)	Sturgis, Phi.	31
5t)	Bailey, Dal.	29
5t)	Martin, Det.	29
7)	*Lutz, N.O.	28
8t)	*Aguayo, T.B.	26
8t)	Catanzaro, Ariz	26
10)	Hauschka, Sea.	25
11)	Crosby, G.B.	24
12)	Zuerlein, L.A.	22
13)	Walsh, Min.	18
14t)	Barth, Chi.	15
14t)	Brown, NY-G	15
16)	Pinion, S.F.	14
17)	Gould, NY-G	4
18t)	Bullock, NY-G	3
18t)	Dawson, S.F.	3

WEEK 9 / THROUGH SUNDAY, NOVEMBER 6, 2016**NFC / MOST YARDS FROM SCRIMMAGE**

Rank	Player, Team	Total			Rushing			Receiving		
		Yards	Att+Rec	Avg	Yards	Att	Avg	Yards	Rec	Avg
1)	D. Johnson, Ariz (RB)	1112	191	5.8	705	156	4.5	407	35	11.6
2)	*Elliott, Dal. (RB)	1046	193	5.4	891	177	5.0	155	16	9.7
3)	J. Jones, Atl. (WR)	970	51	19.0	0	0	---	970	51	19.0
4)	Freeman, Atl. (RB)	840	161	5.2	620	133	4.7	220	28	7.9
5)	Evans, T.B. (WR)	745	55	13.5	0	0	---	745	55	13.5
6)	*Howard, Chi. (RB)	682	117	5.8	505	99	5.1	177	18	9.8
7)	Beckham, NY-G (WR)	676	44	15.4	0	0	---	676	44	15.4
8)	Olsen, Car. (TE)	673	45	15.0	0	0	---	673	45	15.0
9t)	Ingram, N.O. (RB)	664	128	5.2	497	104	4.8	167	24	7.0
9t)	M. Jones, Det. (WR)	664	38	17.5	3	1	3.0	661	37	17.9
11)	Gurley, L.A. (RB)	645	171	3.8	451	146	3.1	194	25	7.8
12)	Cooks, N.O. (WR)	615	44	14.0	19	3	6.3	596	41	14.5
13)	Britt, L.A. (WR)	584	37	15.8	0	0	---	584	37	15.8
14)	Jeffery, Chi. (WR)	583	36	16.2	0	0	---	583	36	16.2
15)	*Michael Thomas, N.O. (WR)	573	47	12.2	0	0	---	573	47	12.2
16)	Riddick, Det. (RB)	570	110	5.2	297	75	4.0	273	35	7.8
17)	Coleman, Atl. (RB)	564	78	7.2	234	59	4.0	330	19	17.4
18)	Fitzgerald, Ariz (WR)	559	58	9.6	5	2	2.5	554	56	9.9
19)	Diggs, Min. (WR)	556	51	10.9	10	3	3.3	546	48	11.4
20)	Benjamin, Car. (WR)	543	36	15.1	0	0	---	543	36	15.1
21)	Michael, Sea. (RB)	538	126	4.3	446	107	4.2	92	19	4.8
22)	Jones, Was. (RB)	533	107	5.0	460	99	4.6	73	8	9.1
23)	Sproles, Phi. (RB)	526	84	6.3	285	59	4.8	241	25	9.6
24)	Tate, Det. (WR)	517	56	9.2	4	7	0.6	513	49	10.5
25)	Nelson, G.B. (WR)	509	38	13.4	0	0	---	509	38	13.4

NFC / LEADERS IN FIRST DOWNS

Rank	Player, Team	Rush	Rec	Tot
1)	*Elliott, Dal. (RB)	51	5	56
2)	D. Johnson, Ariz (RB)	37	16	53
3t)	Evans, T.B. (WR)	0	46	46
3t)	Freeman, Atl. (RB)	35	11	46
5)	J. Jones, Atl. (WR)	0	42	42
6t)	Gurley, L.A. (RB)	26	9	35
6t)	*Howard, Chi. (RB)	28	7	35
8)	Fitzgerald, Ariz (WR)	0	34	34
9)	Olsen, Car. (TE)	0	33	33
10)	Jones, Was. (RB)	28	4	32
11)	Ingram, N.O. (RB)	21	10	31
12t)	Diggs, Min. (WR)	1	29	30
12t)	*Michael Thomas, N.O. (WR)	0	30	30
14t)	Beasley, Dal. (WR)	0	29	29
14t)	Beckham, NY-G (WR)	0	29	29
14t)	Cobb, G.B. (WR)	4	25	29
14t)	Jeffery, Chi. (WR)	0	29	29
18t)	Benjamin, Car. (WR)	0	28	28
18t)	Britt, L.A. (WR)	0	28	28
18t)	M. Jones, Det. (WR)	0	28	28
18t)	Michael, Sea. (RB)	25	3	28
18t)	Riddick, Det. (RB)	15	13	28
23t)	Nelson, G.B. (WR)	0	27	27
23t)	Snead, N.O. (WR)	0	27	27

WEEK 9 / THROUGH SUNDAY, NOVEMBER 6, 2016**NFC / LEADING PUNTERS**

Rank	Player, Team	No	Yards	Lg	Avg	TB	Blk	Dwn	OB	Opp Ret	In Yds	Net 20	Avg
1)	Morstead, N.O.	30	1523	66	50.8	3	0	5	4	16	124	12	44.6
2)	Martin, Det.	34	1693	63	49.8	1	0	2	3	20	130	11	45.4
3)	Lee, Car.	35	1726	76	49.3	4	0	7	1	16	230	18	40.5
4)	Wing, NY-G	41	1955	63	47.7	5	0	7	7	16	224	10	39.8
5)	Bosher, Atl.	24	1125	68	46.9	1	0	3	0	10	114	13	41.3
6)	Anger, T.B.	41	1915	59	46.7	3	0	2	3	16	93	19	43.0
7)	C. Jones, Dal.	24	1117	63	46.5	3	0	1	3	11	126	9	38.8
8)	Hekker, L.A.	43	1969	75	45.8	1	0	5	4	14	75	24	43.6
9)	Pinion, S.F.	45	2049	65	45.5	2	0	6	1	20	217	13	39.8
10)	D. Jones, Phi.	36	1632	72	45.3	4	0	9	1	10	119	12	39.8
11)	Ryan, Sea.	37	1657	58	44.8	3	0	5	2	15	111	13	40.2
12)	Way, Was.	23	1017	61	44.2	4	0	3	3	11	81	9	37.2
13)	Schum, G.B.	24	1055	65	44.0	1	0	2	6	8	67	5	40.3
14)	O'Donnell, Chi.	37	1602	53	43.3	2	0	2	2	12	176	14	37.5
15)	Locke, Min.	43	1856	71	43.2	3	0	11	0	11	89	21	39.7
16)	Quigley, Ariz	30	1239	55	41.3	2	1	5	1	6	47	13	37.2

NFC / LEADING PUNTERS, NET AVERAGE

Rank	Player, Team	No	Yards	Lg	Avg	TB	Blk	Dwn	OB	Opp Ret	In Yds	Net Avg	
1)	Martin, Det.	34	1693	63	49.8	1	0	2	3	20	130	11	45.4
2)	Morstead, N.O.	30	1523	66	50.8	3	0	5	4	16	124	12	44.6
3)	Hekker, L.A.	43	1969	75	45.8	1	0	5	4	14	75	24	43.6
4)	Anger, T.B.	41	1915	59	46.7	3	0	2	3	16	93	19	43.0
5)	Bosher, Atl.	24	1125	68	46.9	1	0	3	0	10	114	13	41.3
6)	Lee, Car.	35	1726	76	49.3	4	0	7	1	16	230	18	40.5
7)	Schum, G.B.	24	1055	65	44.0	1	0	2	6	8	67	5	40.3
8)	Ryan, Sea.	37	1657	58	44.8	3	0	5	2	15	111	13	40.2
9)	Pinion, S.F.	45	2049	65	45.5	2	0	6	1	20	217	13	39.8
10)	D. Jones, Phi.	36	1632	72	45.3	4	0	9	1	10	119	12	39.8
11)	Wing, NY-G	41	1955	63	47.7	5	0	7	7	16	224	10	39.8
12)	Locke, Min.	43	1856	71	43.2	3	0	11	0	11	89	21	39.7
13)	C. Jones, Dal.	24	1117	63	46.5	3	0	1	3	11	126	9	38.8
14)	O'Donnell, Chi.	37	1602	53	43.3	2	0	2	2	12	176	14	37.5
15)	Way, Was.	23	1017	61	44.2	4	0	3	3	11	81	9	37.2
16)	Quigley, Ariz	30	1239	55	41.3	2	1	5	1	6	47	13	37.2

NFC / PUNT RETURN LEADERS

Rank	Player, Team	Ret	FC	Yards	Avg	Long	TD
1)	Crowder, Was.	12	6	230	19.2	85t	1
2)	Sproles, Phi.	14	7	197	14.1	66	0
3)	Sherels, Min.	14	8	192	13.7	79t	2
4)	Weems, Atl.	14	11	167	11.9	73	0
5)	Royal, Chi.	13	8	153	11.8	65t	1
6)	Lockett, Sea.	14	13	153	10.9	62	0
7)	Humphries, T.B.	14	13	133	9.5	25	0
8)	Austin, L.A.	20	10	184	9.2	47	0
9)	Kerley, S.F.	11	17	92	8.4	26	0
10)	Whitehead, Dal.	13	3	98	7.5	15	0
11)	Harris, NY-G	12	6	80	6.7	17	0
12)	Jo. Brown, Ariz	11	10	70	6.4	19	0
13)	Ginn, Car.	16	13	94	5.9	16	0

NFC / KICKOFF RETURN LEADERS

Rank	Player, Team	Ret	Yards	Avg	Long	TD
1)	Patterson, Min.	12	332	27.7	61	0
2)	Harris, NY-G	11	288	26.2	44	0
3)	Lockett, Sea.	10	251	25.1	37	0
4)	Cunningham, L.A.	10	240	24.0	44	0
5)	Weems, Atl.	12	277	23.1	42	0
6)	Roberts, Det.	20	432	21.6	42	0
7)	Ginn, Car.	16	335	20.9	59	0
8)	Thompson, Chi.	15	304	20.3	32	0
9)	Cadet, N.O.	10	144	14.4	25	0

WEEK 9 / THROUGH SUNDAY, NOVEMBER 6, 2016**NFC / LEADERS IN INTERCEPTIONS**

Rank	Player, Team	Int	Yards	Avg	Long	TD
1t)	Cooper, Ariz	3	95	31.7	60t	1
1t)	Collins, NY-G	3	69	23.0	44t	1
1t)	McLeod, Phi.	3	5	1.7	5	0
4t)	*D. Jones, Atl.	2	132	66.0	90t	1
4t)	Alford, Atl.	2	34	17.0	30t	1
4t)	Rhodes, Min.	2	29	14.5	29	0
4t)	Porter, Chi.	2	28	14.0	25	0
4t)	Jenkins, NY-G	2	26	13.0	23	0
4t)	Peterson, Ariz	2	25	12.5	25	0
4t)	Clinton-Dix, G.B.	2	20	10.0	20	0
4t)	Sendejo, Min.	2	18	9.0	16	0
4t)	Church, Dal.	2	14	7.0	14	0
4t)	Swearinger, Ariz	2	12	6.0	12	0
4t)	Barron, L.A.	2	8	4.0	7	0
4t)	Sherman, Sea.	2	6	3.0	6	0
4t)	Thomas, Sea.	2	5	2.5	5	0
4t)	Davis, Car.	2	4	2.0	4	0
4t)	Waynes, Min.	2	4	2.0	4	0
4t)	Hicks, Phi.	2	3	1.5	3	0
4t)	Rodgers-Cromarti, NY-G	2	0	0.0	0	0

NFC / LEADERS IN SACKS

Rank	Player, Team	Sacks
1t)	Avril, Sea. (DE)	7.5
1t)	Beasley, Atl. (LB)	7.5
3t)	Hyder, Det. (DE)	7.0
3t)	Kerrigan, Was. (LB)	7.0
5t)	M. Golden, Ariz (LB)	6.0
5t)	Griffen, Min. (DE)	6.0
5t)	Murphy, Was. (DE)	6.0
5t)	Perry, G.B. (LB)	6.0
5t)	Young, Chi. (LB)	6.0
10)	Clark, Sea. (DE)	5.5
11t)	Donald, L.A. (DT)	5.0
11t)	Jones, Ariz (LB)	5.0
13)	Clayborn, Atl. (DE)	4.5
14t)	Cox, Phi. (DT)	4.0
14t)	Graham, Phi. (DE)	4.0
14t)	Hicks, Chi. (DE)	4.0
14t)	Hunter, Min. (DE)	4.0
14t)	Lotulelei, Car. (DT)	4.0
14t)	McCoy, T.B. (DT)	4.0
14t)	Robison, Min. (DE)	4.0
21t)	Addison, Car. (DE)	3.5
21t)	T. Crawford, Dal. (DE)	3.5
21t)	Fairley, N.O. (DT)	3.5
21t)	*Floyd, Chi. (LB)	3.5
21t)	Peppers, G.B. (LB)	3.5
21t)	Taylor, Det. (DE)	3.5
27t)	Barwin, Phi. (DE)	3.0
27t)	Bennett, Sea. (DE)	3.0
27t)	Bryant, Cle.-Det. (LB)	3.0
27t)	Collins, NY-G (DB)	3.0
27t)	Freeney, Atl. (DE)	3.0
27t)	Jarrett, Atl. (DT)	3.0
27t)	Jordan, N.O. (DE)	3.0
27t)	Joseph, Min. (DT)	3.0
27t)	Matthews, G.B. (LB)	3.0
27t)	*N. Spence, T.B. (DE)	3.0

WEEK 9 / THROUGH SUNDAY, NOVEMBER 6, 2016

NFL / LEADING PASSERS

Player, Team	Att	Comp	Pct		Avg		Pct			Pct Rating	
			Comp	Yds	Gain	TD	TD	Long	Int	Int	Points
Brady, N.E.	134	98	73.1	1319	9.84	12	9.0	63	0	0.0	133.9
Ryan, Atl.	313	218	69.6	2980	9.52	23	7.3	75t	4	1.3	119.0
Brees, N.O.	347	242	69.7	2689	7.75	21	6.1	98t	5	1.4	106.7
*Prescott, Dal.	248	165	66.5	2020	8.15	12	4.8	53	2	0.8	104.2
Stafford, Det.	318	214	67.3	2373	7.46	18	5.7	73t	5	1.6	101.6
Carr, Oak.	354	234	66.1	2505	7.08	17	4.8	68	3	0.8	99.1
Bradford, Min.	243	166	68.3	1715	7.06	9	3.7	46	1	0.4	99.0
Hoyer, Chi.	200	134	67.0	1445	7.22	6	3.0	64	0	0.0	98.0
Dalton, Cin.	288	193	67.0	2349	8.16	9	3.1	54t	3	1.0	98.0
Rivers, S.D.	325	206	63.4	2560	7.88	17	5.2	59	7	2.2	96.2
A. Rodgers, G.B.	318	202	63.5	2039	6.41	20	6.3	58	5	1.6	96.1
*Kessler, Cle.	160	108	67.5	1150	7.19	5	3.1	44	1	0.6	96.1
A. Smith, K.C.	233	154	66.1	1638	7.03	8	3.4	46t	2	0.9	94.3
Mariota, Ten.	291	184	63.2	2187	7.52	17	5.8	60	8	2.7	94.1
Luck, Ind.	347	221	63.7	2565	7.39	17	4.9	64t	7	2.0	93.9
Roethlisberger, Pit.	271	168	62.0	1949	7.19	17	6.3	72t	7	2.6	93.9
Cousins, Was.	321	215	67.0	2454	7.64	12	3.7	57	7	2.2	93.1
Wilson, Sea.	241	158	65.6	1812	7.52	5	2.1	59	2	0.8	91.5
Manning, NY-G	306	197	64.4	2241	7.32	12	3.9	75t	8	2.6	88.4
Palmer, Ariz	282	177	62.8	2068	7.33	10	3.5	58	6	2.1	87.9
*Wentz, Phi.	275	177	64.4	1890	6.87	9	3.3	73t	5	1.8	87.7
Tannehill, Mia.	241	156	64.7	1877	7.79	8	3.3	74t	7	2.9	87.4
Taylor, Buf.	230	135	58.7	1480	6.43	9	3.9	84t	2	0.9	87.2
Siemian, Den.	251	150	59.8	1770	7.05	10	4.0	69t	5	2.0	86.2
Winston, T.B.	306	181	59.2	2037	6.66	17	5.6	45t	9	2.9	85.4
Newton, Car.	239	138	57.7	1733	7.25	9	3.8	78t	6	2.5	82.5
Bortles, Jac.	331	196	59.2	2156	6.51	14	4.2	51t	10	3.0	80.1
Keenum, L.A.	283	174	61.5	2004	7.08	9	3.2	65t	11	3.9	77.2
Flacco, Bal.	338	207	61.2	2078	6.15	6	1.8	95t	7	2.1	76.0
Osweiler, Hou.	297	176	59.3	1719	5.79	9	3.0	53	9	3.0	73.1
Gabbert, S.F.	150	87	58.0	890	5.93	5	3.3	75t	6	4.0	69.6
Fitzpatrick, NY-J	299	169	56.5	1982	6.63	8	2.7	57	13	4.3	67.6

NFL / LEADING PASSERS, RANKS

Player, Team	Att	Comp	Pct		Avg		Pct			Pct Rating	
			Comp	Yds	Gain	TD	TD	Long	Int	Int	Points
Brady, N.E.	32	31	1	30	1	12t	1		1t	1t	1
Ryan, Atl.	10	4	3	1	2	1	2		11	11	2
Brees, N.O.	2t	1	2	2	7	2	5		12t	12	3
*Prescott, Dal.	22	22	10	16	4	12t	11		5t	5	4
Stafford, Det.	8t	6	6	7	11	4	7		12t	13t	5
Carr, Oak.	1	2	11	5	20	5t	12		9t	7	6
Bradford, Min.	23	21	4	26	21	18t	19		3t	3	7
Hoyer, Chi.	29	29	8	29	16	28t	29		1t	1t	8
Dalton, Cin.	16	12	7	8	3	18t	26t		9t	10	9
Rivers, S.D.	6	8	19	4	5	5t	9		20t	20	10
A. Rodgers, G.B.	8t	9	18	14	29	3	3		12t	13t	11
*Kessler, Cle.	30	30	5	31	18	30t	26t		3t	4	12
A. Smith, K.C.	27	25	12	27	23	25t	21		5t	8	13
Mariota, Ten.	15	13	20	10	10	5t	6		26t	25	14
Luck, Ind.	2t	3	17	3	12	5t	10		20t	17	15
Roethlisberger, Pit.	20	20	22	19	17	5t	4		20t	23	16
Cousins, Was.	7	5	9	6	8	12t	18		20t	21	17
Wilson, Sea.	24t	23	13	22	9	30t	31		5t	6	18
Manning, NY-G	11t	10	15	9	14	12t	15		26t	24	19
Palmer, Ariz	18	15t	21	13	13	16t	20		17t	19	20
*Wentz, Phi.	19	15t	16	20	24	18t	24		12t	15	21
Tannehill, Mia.	24t	24	14	21	6	25t	23		20t	26	22
Taylor, Buf.	28	28	29	28	28	18t	16		5t	9	23
Siemian, Den.	21	26	25	23	22	16t	14		12t	16	24
Winston, T.B.	11t	14	28	15	25	5t	8		28t	27	25
Newton, Car.	26	27	31	24	15	18t	17		17t	22	26
Bortles, Jac.	5	11	27	11	27	11	13		30	28	27
Keenum, L.A.	17	18	23	17	19	18t	25		31	30	28
Flacco, Bal.	4	7	24	12	30	28t	32		20t	18	29
Osweiler, Hou.	14	17	26	25	32	18t	28		28t	29	30
Gabbert, S.F.	31	32	30	32	31	30t	22		17t	31	31
Fitzpatrick, NY-J	13	19	32	18	26	25t	30		32	32	32

WEEK 9 / THROUGH SUNDAY, NOVEMBER 6, 2016

NFL / FOURTH-QUARTER PASSING LEADERS

Rank	Player, Team	Att	Comp	Comp%	Yards	YPA	TD	TD%	Int	Int%	Rating
1)	*Lynch, Den.	25	19	76.0	188	7.52	2	8.0	0	0.0	123.4
2)	Bradford, Min.	65	49	75.4	541	8.32	3	4.6	0	0.0	115.0
3)	Brady, N.E.	24	19	79.2	267	11.13	0	0.0	0	0.0	113.0
4)	A. Rodgers, G.B.	74	49	66.2	519	7.01	6	8.1	1	1.4	107.9
5)	Luck, Ind.	114	73	64.0	871	7.64	8	7.0	1	0.9	107.0
6)	Brees, N.O.	101	71	70.3	782	7.74	8	7.9	3	3.0	107.0
7)	Carr, Oak.	86	56	65.1	644	7.49	6	7.0	1	1.2	106.0
8)	Stafford, Det.	83	57	68.7	648	7.81	5	6.0	2	2.4	101.9
9)	Roethlisberger, Pit.	86	56	65.1	614	7.14	5	5.8	1	1.2	100.6
10)	Siemian, Den.	67	39	58.2	586	8.75	5	7.5	2	3.0	99.5
11)	*Prescott, Dal.	61	37	60.7	443	7.26	3	4.9	0	0.0	99.3
12)	Hoyer, Chi.	70	48	68.6	509	7.27	2	2.9	0	0.0	99.0
13)	Mariota, Ten.	88	57	64.8	623	7.08	7	8.0	3	3.4	97.9
14)	Bortles, Jac.	128	81	63.3	935	7.30	8	6.3	3	2.3	96.3
15)	A. Smith, K.C.	57	38	66.7	378	6.63	3	5.3	1	1.8	95.5
16)	Dalton, Cin.	73	51	69.9	567	7.77	3	4.1	2	2.7	94.9
17)	Ryan, Atl.	61	36	59.0	513	8.41	4	6.6	2	3.3	94.5
18)	Wilson, Sea.	76	48	63.2	554	7.29	2	2.6	0	0.0	93.9
19)	Oswieiler, Hou.	81	50	61.7	462	5.70	4	4.9	0	0.0	93.8
20)	Cousins, Was.	78	48	61.5	617	7.91	3	3.8	2	2.6	88.5
21)	Rivers, S.D.	82	51	62.2	582	7.10	2	2.4	1	1.2	86.5
22)	Taylor, Buf.	47	26	55.3	286	6.09	3	6.4	1	2.1	85.9
23)	Newton, Car.	57	35	61.4	455	7.98	2	3.5	2	3.5	83.6
24)	Winston, T.B.	95	53	55.8	558	5.87	4	4.2	1	1.1	82.7
25)	Anderson, Car.	27	20	74.1	216	8.00	2	7.4	3	11.1	82.3
26)	Manning, NY-G	91	58	63.7	736	8.09	3	3.3	4	4.4	81.6
27)	Tannehill, Mia.	63	38	60.3	476	7.56	3	4.8	3	4.8	79.9
28)	*Kessler, Cle.	49	28	57.1	320	6.53	1	2.0	1	2.0	75.2
29)	Palmer, Ariz	71	47	66.2	531	7.48	3	4.2	5	7.0	73.2
30)	*Wentz, Phi.	63	36	57.1	351	5.57	0	0.0	1	1.6	66.3
31)	Keenum, L.A.	90	48	53.3	528	5.87	4	4.4	5	5.6	62.6
32)	Flacco, Bal.	91	49	53.8	416	4.57	1	1.1	2	2.2	60.5
33)	Gabbert, S.F.	47	26	55.3	316	6.72	2	4.3	4	8.5	54.9
34)	Kaepernick, S.F.	35	15	42.9	126	3.60	0	0.0	0	0.0	52.8
35)	L. Jones, Pit.	20	9	45.0	54	2.70	0	0.0	0	0.0	52.1
36)	McCown, Cle.	27	15	55.6	143	5.30	1	3.7	3	11.1	43.2
37)	Fitzpatrick, NY-J	76	38	50.0	476	6.26	1	1.3	9	11.8	34.6
38)	Stanton, Ariz	20	8	40.0	85	4.25	0	0.0	2	10.0	13.5

NFL / THIRD-DOWN PASSING LEADERS

Rank	Player, Team	Att	Comp	Comp%	Yards	YPA	TD	TD%	Int	Int%	Rating
1)	Brees, N.O.	86	62	72.1	752	8.74	8	9.3	1	1.2	124.8
2)	Ryan, Atl.	70	48	68.6	537	7.67	4	5.7	0	0.0	110.2
3)	Roethlisberger, Pit.	68	38	55.9	611	8.99	6	8.8	1	1.5	109.4
4)	A. Rodgers, G.B.	81	50	61.7	583	7.20	9	11.1	4	4.9	100.0
5)	Bradford, Min.	72	50	69.4	516	7.17	3	4.2	1	1.4	97.9
6)	Carr, Oak.	98	60	61.2	693	7.07	4	4.1	0	0.0	96.2
7)	*Prescott, Dal.	71	49	69.0	563	7.93	2	2.8	1	1.4	96.2
8)	Stafford, Det.	81	53	65.4	666	8.22	3	3.7	2	2.5	92.9
9)	Keenum, L.A.	79	47	59.5	571	7.23	5	6.3	2	2.5	92.3
10)	Palmer, Ariz	71	46	64.8	543	7.65	2	2.8	1	1.4	91.5
11)	*Kessler, Cle.	45	31	68.9	262	5.82	1	2.2	0	0.0	91.2
12)	Hoyer, Chi.	49	30	61.2	352	7.18	1	2.0	0	0.0	89.8
13)	Mariota, Ten.	86	52	60.5	712	8.28	4	4.7	3	3.5	87.9
14)	Dalton, Cin.	78	48	61.5	579	7.42	2	2.6	1	1.3	87.5
15)	Taylor, Buf.	65	36	55.4	473	7.28	4	6.2	2	3.1	86.3
16)	Tannehill, Mia.	75	42	56.0	534	7.12	3	4.0	1	1.3	86.2
17)	Siemian, Den.	63	34	54.0	419	6.65	4	6.3	2	3.2	82.7
18)	Rivers, S.D.	86	52	60.5	578	6.72	3	3.5	2	2.3	82.4
19)	Cousins, Was.	81	53	65.4	559	6.90	3	3.7	3	3.7	82.3
20)	Winston, T.B.	82	48	58.5	570	6.95	4	4.9	3	3.7	80.8
21)	*Wentz, Phi.	69	38	55.1	476	6.90	3	4.3	2	2.9	79.1
22)	Luck, Ind.	78	43	55.1	539	6.91	4	5.1	3	3.8	77.9
23)	A. Smith, K.C.	56	32	57.1	317	5.66	0	0.0	0	0.0	73.3
24)	Wilson, Sea.	66	37	56.1	483	7.32	0	0.0	1	1.5	73.0
25)	Newton, Car.	71	37	52.1	498	7.01	2	2.8	2	2.8	72.4
26)	Manning, NY-G	81	41	50.6	517	6.38	4	4.9	3	3.7	71.9
27)	Flacco, Bal.	99	56	56.6	610	6.16	1	1.0	2	2.0	69.8
28)	Oswieiler, Hou.	83	45	54.2	474	5.71	3	3.6	3	3.6	68.0
29)	Gabbert, S.F.	47	25	53.2	168	3.57	3	6.4	2	4.3	64.8
30)	Fitzpatrick, NY-J	82	44	53.7	494	6.02	0	0.0	4	4.9	51.6
31)	Bortles, Jac.	80	40	50.0	419	5.24	3	3.8	6	7.5	46.8

WEEK 9 / THROUGH SUNDAY, NOVEMBER 6, 2016**NFL / LEADING RUSHERS**

Rank	Player, Team	Att	Yards	Avg	Long	TD
1)	*Elliott, Dal.	177	891	5.0	60t	7
2)	Murray, Ten.	174	807	4.6	67	7
3)	Gordon, S.D.	193	768	4.0	48	9
4)	D. Johnson, Ariz	156	705	4.5	58t	8
5)	Ajayi, Mia.	108	646	6.0	62t	6
6)	L. Miller, Hou.	153	637	4.2	25	2
7)	Forte, NY-J	169	634	3.8	32	7
8)	Freeman, Atl.	133	620	4.7	48	3
9)	Blount, N.E.	161	609	3.8	41t	9
10)	McCoy, Buf.	112	598	5.3	53	6
11)	Gore, Ind.	145	592	4.1	22	4
12)	Crowell, Cle.	112	528	4.7	85t	5
13)	Hill, Cin.	104	515	5.0	74t	5
14)	Ware, K.C.	102	511	5.0	46	2
15)	*Howard, Chi.	99	505	5.1	69	2
16)	Ingram, N.O.	104	497	4.8	75t	2
17)	Jones, Was.	99	460	4.6	57	3
18)	Gurley, L.A.	146	451	3.1	18	3
19)	Michael, Sea.	107	446	4.2	41t	5
20)	West, Bal.	111	445	4.0	35	3
21)	C. Anderson, Den.	110	437	4.0	28	4
22)	Hyde, S.F.	109	429	3.9	34	6
23t)	Murray, Oak.	89	393	4.4	42	8
23t)	Rodgers, T.B.	88	393	4.5	45	1
25)	Bell, Pit.	83	376	4.5	44	0
26)	Lacy, G.B.	71	360	5.1	31	0

NFL / THIRD-AND-ONE RUSHING LEADERS

Rank	Player, Team	Att	FD	Pct
1t)	Jones, Was.	6	6	100.0
1t)	Forte, NY-J	5	5	100.0
1t)	Kuhn, N.O.	4	4	100.0
1t)	Murray, Oak.	4	4	100.0
1t)	Ajayi, Mia.	3	3	100.0
1t)	Bell, Pit.	3	3	100.0
1t)	Freeman, Atl.	3	3	100.0
1t)	Hyde, S.F.	3	3	100.0
1t)	Jennings, NY-G	3	3	100.0
1t)	Stewart, Car.	3	3	100.0
1t)	Bernard, Cin.	2	2	100.0
1t)	Brees, N.O.	2	2	100.0
1t)	Gabbert, S.F.	2	2	100.0
1t)	Keenum, L.A.	2	2	100.0
1t)	Lasike, Chi.	2	2	100.0
1t)	Mathews, Phi.	2	2	100.0
1t)	Osweiler, Hou.	2	2	100.0
1t)	Peterson, Min.	2	2	100.0
1t)	K. Smith, Dal.	2	2	100.0
1t)	Sproles, Phi.	2	2	100.0
21)	D. Johnson, Ariz	7	6	85.7
22)	Luck, Ind.	6	5	83.3
23)	Newton, Car.	5	4	80.0
24)	Gurley, L.A.	9	7	77.8
25t)	Murray, Ten.	8	6	75.0
25t)	Ware, K.C.	8	6	75.0
25t)	Asiata, Min.	4	3	75.0
25t)	L. Miller, Hou.	4	3	75.0
29)	*Elliott, Dal.	7	5	71.4
30t)	Blount, N.E.	3	2	66.7
30t)	Felton, Buf.	3	2	66.7
30t)	Hightower, N.O.	3	2	66.7
30t)	Ingram, N.O.	3	2	66.7
30t)	Ripkowski, G.B.	3	2	66.7
30t)	D. Williams, Pit.	3	2	66.7
30t)	Wilson, Sea.	3	2	66.7
37)	Gordon, S.D.	8	5	62.5
38t)	Coleman, Atl.	5	3	60.0
38t)	*Henry, Ten.	5	3	60.0
38t)	West, Bal.	5	3	60.0
41)	Michael, Sea.	4	2	50.0
42)	C. Anderson, Den.	8	3	37.5

WEEK 9 / THROUGH SUNDAY, NOVEMBER 6, 2016**NFL / LEADERS IN RECEPTIONS**

Rank	Player, Team	Rec	Yards	Avg	Long	TD
1)	Green, Cin.	59	896	15.2	54t	3
2)	Cooper, Oak.	58	843	14.5	64t	2
3)	Fitzgerald, Ariz	56	554	9.9	29t	5
4t)	Evans, T.B.	55	745	13.5	45t	8
4t)	Brown, Pit.	55	677	12.3	51	6
6)	Hilton, Ind.	52	791	15.2	63t	4
7)	J. Jones, Atl.	51	970	19.0	75t	5
8t)	Sanders, Den.	49	614	12.5	41t	3
8t)	Landry, Mia.	49	605	12.3	42t	1
8t)	Crabtree, Oak.	49	596	12.2	56	6
8t)	Tate, Det.	49	513	10.5	61	2
12)	Diggs, Min.	48	546	11.4	46	2
13t)	Thomas, Den.	47	591	12.6	55t	4
13t)	*Michael Thomas, N.O.	47	573	12.2	32t	5
15)	Pryor, Cle.	46	579	12.6	44	4
16)	Olsen, Car. (TE)	45	673	15.0	78t	3
17t)	Beckham, NY-G	44	676	15.4	75t	5
17t)	Adams, G.B.	44	465	10.6	40	6
19)	Beasley, Dal.	43	499	11.6	47	4
20t)	Matthews, Phi.	42	507	12.1	54	3
20t)	Reed, Was. (TE)	42	415	9.9	26	3
22t)	Cooks, N.O.	41	596	14.5	98t	5
22t)	Cobb, G.B.	41	402	9.8	33	3
22t)	Edelman, N.E.	41	358	8.7	23	1

NFL / RECEIVING YARDAGE LEADERS

Rank	Player, Team	Yards	Rec	Avg	Long	TD
1)	J. Jones, Atl.	970	51	19.0	75t	5
2)	Green, Cin.	896	59	15.2	54t	3
3)	Cooper, Oak.	843	58	14.5	64t	2
4)	Hilton, Ind.	791	52	15.2	63t	4
5)	Evans, T.B.	745	55	13.5	45t	8
6)	Brown, Pit.	677	55	12.3	51	6
7)	Beckham, NY-G	676	44	15.4	75t	5
8)	Olsen, Car. (TE)	673	45	15.0	78t	3
9)	M. Jones, Det.	661	37	17.9	73t	4
10t)	Sanders, Den.	614	49	12.5	41t	3
10t)	Wallace, Bal.	614	39	15.7	95t	4
12)	Landry, Mia.	605	49	12.3	42t	1
13t)	Cooks, N.O.	596	41	14.5	98t	5
13t)	Crabtree, Oak.	596	49	12.2	56	6
15)	Ty. Williams, S.D.	595	38	15.7	50	3
16)	Thomas, Den.	591	47	12.6	55t	4
17)	B. Marshall, NY-J	585	40	14.6	41	2
18)	Britt, L.A.	584	37	15.8	47	3
19)	Jeffery, Chi.	583	36	16.2	54	1
20)	Pryor, Cle.	579	46	12.6	44	4

WEEK 9 / THROUGH SUNDAY, NOVEMBER 6, 2016**NFL / THIRD-DOWN RECEIVING LEADERS**

Rank	Player, Team	Rec	Yards	Avg	Long	TD
1)	Cooper, Oak.	18	303	16.8	34t	1
2t)	Beasley, Dal.	17	181	10.6	29	1
2t)	Reed, Was. (TE)	17	180	10.6	26	1
4t)	Evans, T.B.	16	227	14.2	28	2
4t)	Rudolph, Min. (TE)	16	143	8.9	22	3
4t)	D. Johnson, Cle. (RB)	16	126	7.9	28	0
7t)	Crabtree, Oak.	15	219	14.6	56	2
7t)	Cobb, G.B.	15	182	12.1	32	1
7t)	Landry, Mia.	15	181	12.1	39	0
7t)	Powell, NY-J (RB)	15	88	5.9	11	0
11t)	Tate, Det.	14	198	14.1	61	1
11t)	Royal, Chi.	14	191	13.6	64	0
11t)	Snead, N.O.	14	144	10.3	23	0
11t)	Hopkins, Hou.	14	131	9.4	16	0
11t)	Pitta, Bal. (TE)	14	131	9.4	30	0
16t)	Baldwin, Sea.	13	206	15.8	59	1
16t)	Ty. Williams, S.D.	13	200	15.4	44t	1
16t)	Crowder, Was.	13	187	14.4	55t	1
16t)	Pryor, Cle.	13	165	12.7	24	1
16t)	A. Robinson, Jac.	13	126	9.7	19	1
16t)	Austin, L.A.	13	114	8.8	43t	2
22t)	Thielen, Min.	12	207	17.3	29	0
22t)	Matthews, Phi.	12	170	14.2	54	1
22t)	Hilton, Ind.	12	157	13.1	27	1
22t)	Britt, L.A.	12	151	12.6	34	1
22t)	Gates, S.D. (TE)	12	122	10.2	17	1
22t)	Barnidge, Cle. (TE)	12	118	9.8	17	0
22t)	Boldin, Det.	12	107	8.9	20	1

WEEK 9 / THROUGH SUNDAY, NOVEMBER 6, 2016**NFL / LEADING SCORERS, NONKICKERS**

Rank	Player, Team	TD	Rush	Rec	Ret	X2	Pts
1)	Gordon, S.D. (RB)	11	9	2	0	0	66
2t)	Blount, N.E. (RB)	9	9	0	0	0	54
2t)	Murray, Ten. (RB)	9	7	2	0	0	54
4)	Evans, T.B. (WR)	8	0	8	0	1	50
5t)	Forte, NY-J (RB)	8	7	1	0	0	48
5t)	D. Johnson, Ariz (RB)	8	8	0	0	0	48
5t)	Murray, Oak. (RB)	8	8	0	0	0	48
8t)	*Elliott, Dal. (RB)	7	7	0	0	0	42
8t)	Gore, Ind. (RB)	7	4	3	0	0	42
8t)	McCoy, Buf. (RB)	7	6	1	0	0	42
8t)	Nelson, G.B. (WR)	7	0	7	0	0	42
12t)	Crabtree, Oak. (WR)	6	0	6	0	1	38
12t)	Hyde, S.F. (RB)	6	6	0	0	1	38
14t)	Adams, G.B. (WR)	6	0	6	0	0	36
14t)	Ajayi, Mia. (RB)	6	6	0	0	0	36
14t)	Brown, Pit. (WR)	6	0	6	0	0	36
14t)	Coleman, Atl. (RB)	6	5	1	0	0	36
14t)	Mathews, Phi. (RB)	6	5	1	0	0	36
14t)	Michael, Sea. (RB)	6	5	1	0	0	36
20t)	Ingram, N.O. (RB)	5	2	3	0	1	32
20t)	Pryor, Cle. (WR)	5	1	4	0	1	32

WEEK 9 / THROUGH SUNDAY, NOVEMBER 6, 2016**NFL / LEADING SCORERS, KICKERS**

Rank	Player, Team	PAT	FG	Pct	Long	Pts
1)	Bryant, Atl.	31/31	20/21	.952	53	91
2)	Lambo, S.D.	26/29	20/22	.909	47	86
3)	Vinatieri, Ind.	24/24	19/19	1.000	54	81
4)	Sturgis, Phi.	18/19	20/22	.909	55	78
5)	McManus, Den.	20/21	18/20	.900	55	74
6)	Hopkins, Was.	18/19	18/22	.818	50	72
7t)	Janikowski, Oak.	23/23	16/22	.727	56	71
7t)	Santos, K.C.	17/18	18/21	.857	54	71
9)	Tucker, Bal.	10/10	20/20	1.000	53	70
10t)	Bailey, Dal.	25/25	14/16	.875	56	67
10t)	Prater, Det.	19/20	16/19	.842	58	67
12)	*Lutz, N.O.	27/27	13/18	.722	57	66
13t)	Folk, NY-J	17/18	16/18	.889	48	65
13t)	Novak, Hou.	11/12	18/21	.857	53	65
15)	Crosby, G.B.	19/20	15/17	.882	46	64
16)	Gano, Car.	18/20	14/18	.778	54	60
17)	Nugent, Cin.	17/18	14/19	.737	47	59
18)	Gostkowski, N.E.	24/26	11/14	.786	53	57
19)	Succop, Ten.	22/24	11/13	.846	48	55
20)	Hauschka, Sea.	11/13	14/16	.875	53	53
21)	Carpenter, Buf.	22/24	10/13	.769	45	52
22t)	Dawson, S.F.	18/18	11/12	.917	49	51
22t)	Franks, Mia.	18/18	11/14	.786	41	51
24t)	Myers, Jac.	16/16	11/14	.786	50	49
24t)	Walsh, Min.	13/16	12/16	.750	50	49
26)	Barth, Chi.	14/14	11/14	.786	49	47
27)	Zuerlein, L.A.	13/13	11/13	.846	54	46
28)	Parkey, Cle.	11/11	11/15	.733	51	44
29)	Catanzaro, Ariz	19/20	8/11	.727	60	43
30t)	Boswell, Pit.	21/21	7/10	.700	49	42
30t)	Brown, NY-G	9/ 9	11/12	.917	48	42
32)	*Aguayo, T.B.	15/17	7/12	.583	43	36
33)	Gould, NY-G	6/ 6	1/ 1	1.000	29	9
34)	Murray, Cle.	3/ 4	1/ 2	.500	35	6
35)	Bullock, NY-G	2/ 3	0/ 0	---	--	2

NFL / TOUCHBACKS ON KICKOFFS

Rank	Player, Team	TB
1t)	Bosher, Atl.	48
1t)	Lambo, S.D.	48
3)	McAfee, Ind.	36
4)	Hopkins, Was.	35
5t)	Gano, Car.	33
5t)	Succop, Ten.	33
7)	Sturgis, Phi.	31
8)	McManus, Den.	30
9t)	Bailey, Dal.	29
9t)	Martin, Det.	29
11)	*Lutz, N.O.	28
12t)	*Aguayo, T.B.	26
12t)	Boswell, Pit.	26
12t)	Catanzaro, Ariz	26
15t)	Hauschka, Sea.	25
15t)	Janikowski, Oak.	25
15t)	Myers, Jac.	25
15t)	Santos, K.C.	25
15t)	Tucker, Bal.	25
20t)	Crosby, G.B.	24
20t)	Folk, NY-J	24
22t)	Franks, Mia.	23
22t)	Gostkowski, N.E.	23
22t)	Parkey, Cle.	23
25)	Zuerlein, L.A.	22
26)	Nugent, Cin.	19
27)	Walsh, Min.	18
28t)	Barth, Chi.	15
28t)	Brown, NY-G	15
30)	Pinion, S.F.	14
31)	Carpenter, Buf.	11
32)	Gay, Buf.	5
33t)	Gould, NY-G	4
33t)	Murray, Cle.	4
33t)	Novak, Hou.	4
36t)	Bullock, NY-G	3
36t)	Dawson, S.F.	3

WEEK 9 / THROUGH SUNDAY, NOVEMBER 6, 2016**NFL / MOST YARDS FROM SCRIMMAGE**

Rank	Player, Team	Total			Rushing			Receiving		
		Yards	Att+Rec	Avg	Yards	Att	Avg	Yards	Rec	Avg
1)	D. Johnson, Ariz (RB)	1112	191	5.8	705	156	4.5	407	35	11.6
2)	Gordon, S.D. (RB)	1052	221	4.8	768	193	4.0	284	28	10.1
3)	*Elliott, Dal. (RB)	1046	193	5.4	891	177	5.0	155	16	9.7
4)	Murray, Ten. (RB)	1033	209	4.9	807	174	4.6	226	35	6.5
5)	J. Jones, Atl. (WR)	970	51	19.0	0	0	---	970	51	19.0
6)	Green, Cin. (WR)	896	59	15.2	0	0	---	896	59	15.2
7)	Cooper, Oak. (WR)	843	58	14.5	0	0	---	843	58	14.5
8)	Freeman, Atl. (RB)	840	161	5.2	620	133	4.7	220	28	7.9
9)	Ware, K.C. (RB)	824	119	6.9	511	102	5.0	313	17	18.4
10)	Forte, NY-J (RB)	802	190	4.2	634	169	3.8	168	21	8.0
11)	Hilton, Ind. (WR)	791	52	15.2	0	0	---	791	52	15.2
12)	L. Miller, Hou. (RB)	761	175	4.3	637	153	4.2	124	22	5.6
13)	Evans, T.B. (WR)	745	55	13.5	0	0	---	745	55	13.5
14)	Crowell, Cle. (RB)	732	130	5.6	528	112	4.7	204	18	11.3
15)	Gore, Ind. (RB)	722	169	4.3	592	145	4.1	130	24	5.4
16)	Ajayi, Mia. (RB)	714	119	6.0	646	108	6.0	68	11	6.2
17)	Brown, Pit. (WR)	696	57	12.2	19	2	9.5	677	55	12.3
18)	McCoy, Buf. (RB)	695	132	5.3	598	112	5.3	97	20	4.9
19)	*Howard, Chi. (RB)	682	117	5.8	505	99	5.1	177	18	9.8
20)	Beckham, NY-G (WR)	676	44	15.4	0	0	---	676	44	15.4
21)	Olsen, Car. (TE)	673	45	15.0	0	0	---	673	45	15.0

NFL / LEADERS IN FIRST DOWNS

Rank	Player, Team	Rush	Rec	Tot
1)	Gordon, S.D. (RB)	45	14	59
2t)	*Elliott, Dal. (RB)	51	5	56
2t)	Murray, Ten. (RB)	43	13	56
4)	D. Johnson, Ariz (RB)	37	16	53
5t)	Evans, T.B. (WR)	0	46	46
5t)	Freeman, Atl. (RB)	35	11	46
7t)	Gore, Ind. (RB)	35	7	42
7t)	J. Jones, Atl. (WR)	0	42	42
9)	Green, Cin. (WR)	0	38	38
10)	Ajayi, Mia. (RB)	33	4	37
11t)	L. Miller, Hou. (RB)	31	5	36
11t)	Ware, K.C. (RB)	25	11	36
13t)	Brown, Pit. (WR)	1	34	35
13t)	Cooper, Oak. (WR)	0	35	35
13t)	Crabtree, Oak. (WR)	0	35	35
13t)	Crowell, Cle. (RB)	26	9	35
13t)	Gurley, L.A. (RB)	26	9	35
13t)	*Howard, Chi. (RB)	28	7	35
19t)	Blount, N.E. (RB)	33	1	34
19t)	Fitzgerald, Ariz (WR)	0	34	34
19t)	Forte, NY-J (RB)	27	7	34
19t)	Hilton, Ind. (WR)	0	34	34

WEEK 9 / THROUGH SUNDAY, NOVEMBER 6, 2016

NFL / LEADING PUNTERS

Rank	Player, Team	No	Yards	Lg	Avg	TB	Blk	Dwn	OB	Opp Ret	In Yds	Net 20	Avg
1)	McAfee, Ind.	37	1881	74	50.8	8	0	3	6	13	132	11	42.9
2)	Morstead, N.O.	30	1523	66	50.8	3	0	5	4	16	124	12	44.6
3)	Martin, Det.	34	1693	63	49.8	1	0	2	3	20	130	11	45.4
4)	Lee, Car.	35	1726	76	49.3	4	0	7	1	16	230	18	40.5
5)	Lechler, Hou.	38	1840	62	48.4	1	0	1	4	26	314	15	39.6
6)	King, Oak.	44	2130	72	48.4	3	0	9	7	18	233	21	41.8
7)	Nortman, Jac.	37	1778	78	48.1	4	0	10	1	16	149	11	41.9
8)	Wing, NY-G	41	1955	63	47.7	5	0	7	7	16	224	10	39.8
9)	Koch, Bal.	46	2159	68	46.9	2	0	4	10	23	298	17	39.6
10)	Bosher, Atl.	24	1125	68	46.9	1	0	3	0	10	114	13	41.3
11)	Anger, T.B.	41	1915	59	46.7	3	0	2	3	16	93	19	43.0
12)	C. Jones, Dal.	24	1117	63	46.5	3	0	1	3	11	126	9	38.8
13)	*Dixon, Den.	45	2085	68	46.3	3	0	6	2	22	145	12	41.8
14)	Berry, Pit.	39	1805	63	46.3	1	1	7	6	16	141	15	41.1
15)	Darr, Mia.	40	1833	66	45.8	3	0	3	3	17	156	15	40.4
16)	Hekker, L.A.	43	1969	75	45.8	1	0	5	4	14	75	24	43.6
17)	Colquitt, Cle.	44	2014	65	45.8	2	0	4	3	21	172	12	41.0
18)	Colquitt, K.C.	40	1822	60	45.6	4	0	4	2	18	98	19	41.1
19)	Pinion, S.F.	45	2049	65	45.5	2	0	6	1	20	217	13	39.8
20)	Kern, Ten.	41	1866	71	45.5	2	0	5	1	21	277	18	37.8
21)	D. Jones, Phi.	36	1632	72	45.3	4	0	9	1	10	119	12	39.8
22)	Huber, Cin.	37	1676	61	45.3	4	0	4	3	19	165	11	38.7
23)	Ryan, Sea.	37	1657	58	44.8	3	0	5	2	15	111	13	40.2
24)	*Kaser, S.D.	32	1417	62	44.3	3	0	3	3	16	88	10	39.7
25)	Way, Was.	23	1017	61	44.2	4	0	3	3	11	81	9	37.2
26)	Allen, N.E.	35	1540	57	44.0	2	0	7	3	10	65	13	41.0
27)	Schum, G.B.	24	1055	65	44.0	1	0	2	6	8	67	5	40.3
28)	Schmidt, Buf.	38	1647	58	43.3	2	0	4	11	17	78	13	40.2
29)	O'Donnell, Chi.	37	1602	53	43.3	2	0	2	2	12	176	14	37.5
30)	Locke, Min.	43	1856	71	43.2	3	0	11	0	11	89	21	39.7
31)	*Edwards, NY-J	40	1719	57	43.0	2	0	6	5	19	170	13	37.7
32)	Quigley, Ariz	30	1239	55	41.3	2	1	5	1	6	47	13	37.2

NFL / LEADING PUNTERS, NET AVERAGE

Rank	Player, Team	No	Yards	Lg	Avg	TB	Blk	Dwn	OB	Opp Ret	In Yds	Net Avg	
1)	Martin, Det.	34	1693	63	49.8	1	0	2	3	20	130	11	45.4
2)	Morstead, N.O.	30	1523	66	50.8	3	0	5	4	16	124	12	44.6
3)	Hekker, L.A.	43	1969	75	45.8	1	0	5	4	14	75	24	43.6
4)	Anger, T.B.	41	1915	59	46.7	3	0	2	3	16	93	19	43.0
5)	McAfee, Ind.	37	1881	74	50.8	8	0	3	6	13	132	11	42.9
6)	Nortman, Jac.	37	1778	78	48.1	4	0	10	1	16	149	11	41.9
7)	*Dixon, Den.	45	2085	68	46.3	3	0	6	2	22	145	12	41.8
8)	King, Oak.	44	2130	72	48.4	3	0	9	7	18	233	21	41.8
9)	Bosher, Atl.	24	1125	68	46.9	1	0	3	0	10	114	13	41.3
10t)	Berry, Pit.	39	1805	63	46.3	1	1	7	6	16	141	15	41.1
10t)	Colquitt, K.C.	40	1822	60	45.6	4	0	4	2	18	98	19	41.1
12)	Allen, N.E.	35	1540	57	44.0	2	0	7	3	10	65	13	41.0
13)	Colquitt, Cle.	44	2014	65	45.8	2	0	4	3	21	172	12	41.0
14)	Lee, Car.	35	1726	76	49.3	4	0	7	1	16	230	18	40.5
15)	Darr, Mia.	40	1833	66	45.8	3	0	3	3	17	156	15	40.4
16)	Schum, G.B.	24	1055	65	44.0	1	0	2	6	8	67	5	40.3
17)	Schmidt, Buf.	38	1647	58	43.3	2	0	4	11	17	78	13	40.2
18)	Ryan, Sea.	37	1657	58	44.8	3	0	5	2	15	111	13	40.2
19)	Pinion, S.F.	45	2049	65	45.5	2	0	6	1	20	217	13	39.8
20)	D. Jones, Phi.	36	1632	72	45.3	4	0	9	1	10	119	12	39.8
21)	Wing, NY-G	41	1955	63	47.7	5	0	7	7	16	224	10	39.8
22)	Locke, Min.	43	1856	71	43.2	3	0	11	0	11	89	21	39.7
23)	*Kaser, S.D.	32	1417	62	44.3	3	0	3	3	16	88	10	39.7
24)	Lechler, Hou.	38	1840	62	48.4	1	0	1	4	26	314	15	39.6
25)	Koch, Bal.	46	2159	68	46.9	2	0	4	10	23	298	17	39.6
26)	C. Jones, Dal.	24	1117	63	46.5	3	0	1	3	11	126	9	38.8
27)	Huber, Cin.	37	1676	61	45.3	4	0	4	3	19	165	11	38.7
28)	Kern, Ten.	41	1866	71	45.5	2	0	5	1	21	277	18	37.8
29)	*Edwards, NY-J	40	1719	57	43.0	2	0	6	5	19	170	13	37.7
30)	O'Donnell, Chi.	37	1602	53	43.3	2	0	2	2	12	176	14	37.5
31)	Way, Was.	23	1017	61	44.2	4	0	3	3	11	81	9	37.2
32)	Quigley, Ariz	30	1239	55	41.3	2	1	5	1	6	47	13	37.2

WEEK 9 / THROUGH SUNDAY, NOVEMBER 6, 2016**NFL / PUNT RETURN LEADERS**

Rank	Player, Team	Ret	FC	Yards	Avg	Long	TD
1)	Crowder, Was.	12	6	230	19.2	85t	1
2)	*Hill, K.C.	18	5	300	16.7	50	0
3)	Sproles, Phi.	14	7	197	14.1	66	0
4)	Sherels, Min.	14	8	192	13.7	79t	2
5)	Weems, Atl.	14	11	167	11.9	73	0
6)	Royal, Chi.	13	8	153	11.8	65t	1
7)	*Grant, Mia.	12	1	132	11.0	74t	1
8)	Lockett, Sea.	14	13	153	10.9	62	0
9)	Norwood, Den.	16	9	168	10.5	17	0
10)	*Richard, Oak.	21	2	216	10.3	47	0
11)	Tate, Buf.	13	7	132	10.2	31	0
12)	Humphries, T.B.	14	13	133	9.5	25	0
13)	Austin, L.A.	20	10	184	9.2	47	0
14)	Kerley, S.F.	11	17	92	8.4	26	0
15)	*Ervin, Hou.	19	17	157	8.3	18	0
16)	Whitehead, Dal.	13	3	98	7.5	15	0
17)	Greene, Jac.	15	2	106	7.1	42	0
18)	Harris, NY-G	12	6	80	6.7	17	0
19)	Mariani, Ten.	19	9	126	6.6	17	0
20)	Jo. Brown, Ariz	11	10	70	6.4	19	0
21)	Hester, Bal.	15	10	89	5.9	20	0
22)	Ginn, Car.	16	13	94	5.9	16	0
23)	*Erickson, Cin.	11	11	64	5.8	15	0

NFL / KICKOFF RETURN LEADERS

Rank	Player, Team	Ret	Yards	Avg	Long	TD
1)	Hester, Bal.	10	287	28.7	60	0
2)	Patterson, Min.	12	332	27.7	61	0
3)	Harris, NY-G	11	288	26.2	44	0
4)	*Grant, Mia.	10	252	25.2	45	0
5t)	Lee, Jac.	10	251	25.1	45	0
5t)	Lockett, Sea.	10	251	25.1	37	0
7)	*J. Marshall, NY-J	12	292	24.3	65	0
8)	Cunningham, L.A.	10	240	24.0	44	0
9)	*Hill, K.C.	10	235	23.5	33	0
10)	Mariani, Ten.	14	327	23.4	37	0
11)	Weems, Atl.	12	277	23.1	42	0
12)	Tate, Buf.	12	276	23.0	45	0
13)	*Ervin, Hou.	11	240	21.8	33	0
14)	Roberts, Det.	20	432	21.6	42	0
15)	C. Grant, Jac.	12	256	21.3	32	0
16)	Ginn, Car.	16	335	20.9	59	0
17)	Thompson, Chi.	15	304	20.3	32	0
18)	Cadet, N.O.	10	144	14.4	25	0

WEEK 9 / THROUGH SUNDAY, NOVEMBER 6, 2016

NFL / LEADERS IN INTERCEPTIONS

Rank	Player, Team	Int	Yards	Avg	Long	TD
1t)	Hayward, S.D.	5	99	19.8	31	1
1t)	Peters, K.C.	5	47	9.4	28	0
3t)	Cooper, Ariz	3	95	31.7	60t	1
3t)	Talib, Den.	3	86	28.7	46t	1
3t)	Collins, NY-G	3	69	23.0	44t	1
3t)	Nelson, Oak.	3	59	19.7	40	0
3t)	Mosley, Bal.	3	12	4.0	12	0
3t)	McLeod, Phi.	3	5	1.7	5	0
9t)	*D. Jones, Atl.	2	132	66.0	90t	1
9t)	Gilmore, Buf.	2	48	24.0	34	0
9t)	Sorensen, K.C.	2	48	24.0	48t	1
9t)	Robey-Coleman, Buf.	2	44	22.0	41t	1
9t)	Alford, Atl.	2	34	17.0	30t	1
9t)	Collins, N.E.-Cle.	2	31	15.5	18	0
9t)	Rhodes, Min.	2	29	14.5	29	0
9t)	Porter, Chi.	2	28	14.0	25	0
9t)	S. Smith, Oak.	2	27	13.5	27	0
9t)	Jenkins, NY-G	2	26	13.0	23	0
9t)	Taylor, Cle.	2	26	13.0	29	0
9t)	Gilchrist, NY-J	2	25	12.5	25	0
9t)	Peterson, Ariz	2	25	12.5	25	0
9t)	*Young, Bal.	2	22	11.0	16	0
9t)	Clinton-Dix, G.B.	2	20	10.0	20	0
9t)	Butler, Ind.	2	19	9.5	19	0
9t)	Sendejo, Min.	2	18	9.0	16	0
9t)	Abdul-Quddus, Mia.	2	16	8.0	9	0
9t)	Church, Dal.	2	14	7.0	14	0
9t)	M. Williams, NY-J	2	14	7.0	14	0
9t)	Swearinger, Ariz	2	12	6.0	12	0
9t)	Haden, Cle.	2	9	4.5	9	0
9t)	Barron, L.A.	2	8	4.0	7	0
9t)	McCourty, Ten.	2	7	3.5	6	0
9t)	Sherman, Sea.	2	6	3.0	6	0
9t)	Thomas, Sea.	2	5	2.5	5	0
9t)	Davis, Car.	2	4	2.0	4	0
9t)	Waynes, Min.	2	4	2.0	4	0
9t)	Cox, Ten.	2	3	1.5	3	0
9t)	Hicks, Phi.	2	3	1.5	3	0
9t)	Amerson, Oak.	2	0	0.0	0	0
9t)	Rodgers-Cromarti, NY-G	2	0	0.0	0	0

NFL / LEADERS IN SACKS

Rank	Player, Team	Sacks
1)	Miller, Den. (LB)	9.5
2t)	Alexander, Buf. (LB)	9.0
2t)	Ford, K.C. (LB)	9.0
4t)	Avril, Sea. (DE)	7.5
4t)	Beasley, Atl. (LB)	7.5
6t)	Hyder, Det. (DE)	7.0
6t)	Kerrigan, Was. (LB)	7.0
6t)	Mack, Oak. (DE)	7.0
6t)	Orakpo, Ten. (LB)	7.0
6t)	Walden, Ind. (LB)	7.0
11t)	M. Golden, Ariz (LB)	6.0
11t)	Griffen, Min. (DE)	6.0
11t)	Murphy, Was. (DE)	6.0
11t)	Perry, G.B. (LB)	6.0
11t)	L. Williams, NY-J (DT)	6.0
11t)	Young, Chi. (LB)	6.0
17t)	Clark, Sea. (DE)	5.5
17t)	Morgan, Ten. (LB)	5.5
19t)	Donald, L.A. (DT)	5.0
19t)	Dunlap, Cin. (DE)	5.0
19t)	Ingram, S.D. (LB)	5.0
19t)	Jones, Ariz (LB)	5.0
19t)	Suggs, Bal. (LB)	5.0
19t)	Wake, Mia. (DE)	5.0
25t)	Clayborn, Atl. (DE)	4.5
25t)	Mercilus, Hou. (LB)	4.5
25t)	Suh, Mia. (DT)	4.5
25t)	Wolfe, Den. (DE)	4.5

NFL / DEFENSIVE FUMBLE RECOVERIES

Rank	Player, Team	Ret	Yards	Avg	Long	TD
1t)	Peters, K.C.	2	21	10.5	21	0
1t)	Thompson, Car.	2	9	4.5	9t	1
1t)	Sendejo, Min.	2	5	2.5	3	0
1t)	Alonso, Mia.	2	2	1.0	2	0
1t)	P. Brown, Buf.	2	0	0.0	0	0
1t)	T. Crawford, Dal.	2	0	0.0	0	0
1t)	D. Jackson, Ind.	2	0	0.0	0	0
1t)	Jefferson, Ariz	2	0	0.0	0	0
1t)	Jones, Ariz	2	0	0.0	0	0
1t)	Keo, Den.	2	0	0.0	0	0
1t)	Nelson, Oak.	2	0	0.0	0	0
1t)	Orr, Bal.	2	0	0.0	0	0
1t)	Stupar, N.O.	2	0	0.0	0	0

WEEK 9 / THROUGH SUNDAY, NOVEMBER 6, 2016

AFC / SINGLE-GAME HIGHS / PLAYERS

Most Points-- 18, Gordon, S.D. at Atl., 10/23 (OT), (3 td, 0 fg, 0 xp, 0 2pt)
Most Points-- 18, (5 times in Non-Overtime Games)
Passing Yards-- 513, Carr, Oak. at T.B., 10/30 (OT), (40-59, 513, 4 td, 0 int)
Passing Yards-- 406, Brady, N.E. at Clev., 10/9, (28-40, 406, 3 td, 0 int)
Longest Pass-- 95, Flacco, Balt. vs. Pitt., 11/6, (to Wallace, Mike, td)
Passing Touchdowns-- 5, Roethlisberger, Pitt. vs. K.C., 10/2, (22-27, 300, 5 td, 0 int)
Rushing Yards-- 214, Ajayi, Miami vs. Buff., 10/23, (28-214, 1 td)
Rushing Attempts-- 32, D. Williams, Pitt. vs. Cin., 9/18, (32-94, 0 td)
Rushing Attempts-- 32, Gordon, S.D. vs. Tenn., 11/6, (32-196, 1 td)
Longest Rush-- 85, Crowell, Clev. vs. Balt., 9/18, td
Receptions-- 12, Cooper, Oak. at T.B., 10/30 (OT), (12-173, 1 td)
Receptions-- 12, Green, Cin. at NY-J, 9/11, (12-180, 1 td)
Receptions-- 12, Brown, Pitt. at Phil., 9/25, (12-140, 0 td)
Receiving Yards-- 180, Green, Cin. at NY-J, 9/11, (12-180, 1 td)
Kickoff Return Yards-- 160, Todman, Ind. at G.B., 11/6, (2-160, 1 td)
Kickoff Returns-- 5, Mariani, Tenn. vs. Minn., 9/11, (5-118, 0 td)
Kickoff Returns-- 5, Tate, Buff. vs. NY-J, 9/15, (5-125, 0 td)
Longest Kickoff Return-- 99, Todman, Ind. at G.B., 11/6, td
Punt Return Yards-- 74, Grant, Miami vs. Tenn., 10/9, (1-74, 0 fc, 1 td)
Punt Returns-- 5, (4 times in Non-Overtime Games)
Longest Punt Return-- 74, Grant, Miami vs. Tenn., 10/9, td
Interceptions-- 2, (7 times in Non-Overtime Games)
Longest Interception Return-- 55, Johnson, K.C. vs. NY-J, 9/25, td
Sacks-- 3.5, Ford, K.C. at Ind., 10/30
Scrimmage Yards-- 261, Gordon, S.D. vs. Tenn., 11/6, (Rush 32-196, Rec 4-65)
Longest Punt-- 78, Nortman, Jax vs. Ind., 10/2
Punts-- 9, (3 times in Non-Overtime Games)
Field Goals Made-- 5, Nugent, Cin. vs. Miami, 9/29, (5-5, 47 lg)
Field Goals Made-- 5, Vinatieri, Ind. vs. Chi., 10/9, (5-5, 54 lg)
Longest Field Goal-- 56, Janikowski, Oak. vs. S.D., 10/9

NFC / SINGLE-GAME HIGHS / PLAYERS

Most Points-- 18, (3 times in Non-Overtime Games)
Passing Yards-- 503, Ryan, Atl. vs. Car., 10/2, (28-37, 503, 4 td, 1 int)
Longest Pass-- 98, Brees, N.O. vs. Oak., 9/11, (to Cooks, Brandin, td)
Passing Touchdowns-- 4, (10 times in Non-Overtime Games)
Rushing Yards-- 158, Ingram, N.O. at S.F., 11/6, (15-158, 1 td)
Rushing Attempts-- 33, D. Johnson, Ariz. vs. Sea., 10/23 (OT), (33-113, 0 td)
Rushing Attempts-- 30, Elliott, Dal. vs. Chi., 9/25, (30-140, 0 td)
Rushing Attempts-- 30, Rodgers, T.B. at Car., 10/10, (30-101, 0 td)
Longest Rush-- 75, Ingram, N.O. at S.F., 11/6, td
Receptions-- 13, Diggs, Minn. vs. Det., 11/6 (OT), (13-80, 0 td)
Receptions-- 13, Adams, G.B. vs. Chi., 10/20, (13-132, 2 td)
Receiving Yards-- 300, J. Jones, Atl. vs. Car., 10/2, (12-300, 1 td)
Kickoff Return Yards-- 134, Roberts, Det. at Hou., 10/30, (5-134, 0 td)
Kickoff Returns-- 6, Ginn, Car. vs. S.F., 9/18, (6-130, 0 td)
Longest Kickoff Return-- 98, Huff, Phil. vs. Minn., 10/23, td
Punt Return Yards-- 100, Roberts, Det. at Chi., 10/2, (2-100, 0 fc, 1 td)
Punt Return Yards-- 100, Sherels, Minn. vs. Hou., 10/9, (4-100, 1 fc, 1 td)
Punt Returns-- 5, B. Golden, Ariz. vs. Sea., 10/23 (OT), (5-20, 0 fc, 0 td)
Punt Returns-- 5, Humphries, T.B. at Ariz., 9/18, (5-43, 1 fc, 0 td)
Longest Punt Return-- 85, Roberts, Det. at Chi., 10/2, td
Longest Punt Return-- 85, Crowder, Wash. at Balt., 10/9, td
Interceptions-- 2, (7 times in Non-Overtime Games)
Longest Interception Return-- 90, D. Jones, Atl. at N.O., 9/26, td
Sacks-- 3.5, Beasley, Atl. at Denv., 10/9
Scrimmage Yards-- 300, J. Jones, Atl. vs. Car., 10/2, (Rush 0-0, Rec 12-300)
Longest Punt-- 76, Lee, Car. at Denv., 9/8
Punts-- 10, Hekker, L.A. at S.F., 9/12, (10-431, 43.1)
Field Goals Made-- 5, Hopkins, Wash. at NY-G, 9/25, (5-5, 49 lg)
Longest Field Goal-- 60, Catanzaro, Ariz. at Buff., 9/25

WEEK 9 / THROUGH SUNDAY, NOVEMBER 6, 2016

NFL / SINGLE-GAME HIGHS / PLAYERS

Most Points-- 18, Gordon, S.D. at Atl., 10/23 (OT), (3 td, 0 fg, 0 xp, 0 2pt)
Most Points-- 18, (8 times in Non-Overtime Games)
Passing Yards-- 513, Carr, Oak. at T.B., 10/30 (OT), (40-59, 513, 4 td, 0 int)
Passing Yards-- 503, Ryan, Atl. vs. Car., 10/2, (28-37, 503, 4 td, 1 int)
Longest Pass-- 98, Brees, N.O. vs. Oak., 9/11, (to Cooks, Brandin, td)
Passing Touchdowns-- 5, Roethlisberger, Pitt. vs. K.C., 10/2, (22-27, 300, 5 td, 0 int)
Rushing Yards-- 214, Ajayi, Miami vs. Buff., 10/23, (28-214, 1 td)
Rushing Attempts-- 33, D. Johnson, Ariz. vs. Sea., 10/23 (OT), (33-113, 0 td)
Rushing Attempts-- 32, D. Williams, Pitt. vs. Cin., 9/18, (32-94, 0 td)
Rushing Attempts-- 32, Gordon, S.D. vs. Tenn., 11/6, (32-196, 1 td)
Longest Rush-- 85, Crowell, Clev. vs. Balt., 9/18, td
Receptions-- 13, Diggs, Minn. vs. Det., 11/6 (OT), (13-80, 0 td)
Receptions-- 13, Adams, G.B. vs. Chi., 10/20, (13-132, 2 td)
Receiving Yards-- 300, J. Jones, Atl. vs. Car., 10/2, (12-300, 1 td)
Kickoff Return Yards-- 160, Todman, Ind. at G.B., 11/6, (2-160, 1 td)
Kickoff Returns-- 6, Ginn, Car. vs. S.F., 9/18, (6-130, 0 td)
Longest Kickoff Return-- 99, Todman, Ind. at G.B., 11/6, td
Punt Return Yards-- 100, Roberts, Det. at Chi., 10/2, (2-100, 0 fc, 1 td)
Punt Return Yards-- 100, Sherels, Minn. vs. Hou., 10/9, (4-100, 1 fc, 1 td)
Punt Returns-- 5, B. Golden, Ariz. vs. Sea., 10/23 (OT), (5-20, 0 fc, 0 td)
Punt Returns-- 5, (5 times in Non-Overtime Games)
Longest Punt Return-- 85, Roberts, Det. at Chi., 10/2, td
Longest Punt Return-- 85, Crowder, Wash. at Balt., 10/9, td
Interceptions-- 2, (14 times in Non-Overtime Games)
Longest Interception Return-- 90, D. Jones, Atl. at N.O., 9/26, td
Sacks-- 3.5, Beasley, Atl. at Denv., 10/9
Sacks-- 3.5, Ford, K.C. at Ind., 10/30
Scrimmage Yards-- 300, J. Jones, Atl. vs. Car., 10/2, (Rush 0-0, Rec 12-300)
Longest Punt-- 78, Nortman, Jax vs. Ind., 10/2
Punts-- 10, Hekker, L.A. at S.F., 9/12, (10-431, 43.1)
Field Goals Made-- 5, (3 times in Non-Overtime Games)
Longest Field Goal-- 60, Catanzaro, Ariz. at Buff., 9/25

WEEK 9 / THROUGH SUNDAY, NOVEMBER 6, 2016

300-Yard Passing Games

513, Carr, OAK at TB 10/30 (ot) (40-59, 4 TD)
503, Ryan, ATL vs. CAR 10/02 (28-37, 4 TD)
465, Brees, NO vs. CAR 10/16 (34-49, 4 TD)
458, Cousins, WAS at CIN 10/30 (ot) (38-56, 2 TD)
423, Brees, NO vs. OAK 09/11 (28-42, 4 TD)
406, Brady, NE at CLE 10/09 (28-40, 3 TD)
405, Winston, TB vs. LA 09/25 (36-58, 3 TD)
403, Manning, NYG vs. BAL 10/16 (32-46, 3 TD)
398, Kaepernick, SF vs. NO 11/06 (24-39, 2 TD)
397, Hoyer, CHI at IND 10/09 (33-43, 2 TD)
396, Ryan, ATL at OAK 09/18 (26-34, 3 TD)
387, Tannehill, MIA at NE 09/18 (32-45, 2 TD)
385, Luck, IND vs. DET 09/11 (31-47, 4 TD)
385, Stafford, DET at GB 09/25 (28-41, 3 TD)
380, Roethlisberger, PIT vs. NYJ 10/09 (34-47, 4 TD)
376, Brady, NE vs. CIN 10/16 (29-35, 3 TD)
376, Brees, NO vs. ATL 09/26 (36-54, 3 TD)
374, Fitzpatrick, NYJ at BUF 09/15 (24-34, 1 TD)
371, Rivers, SD at ATL 10/23 (ot) (27-44, 1 TD)
368, Manning, NYG vs. NO 09/18 (32-41, 0 TD)
367, Brees, NO at KC 10/23 (37-48, 3 TD)
366, Dalton, CIN at PIT 09/18 (31-54, 1 TD)
366, Dalton, CIN at NYJ 09/11 (23-30, 1 TD)
364, Wentz, PHI at NYG 11/06 (27-47, 0 TD)
364, Cousins, WAS vs. DAL 09/18 (28-46, 1 TD)
363, A. Smith, KC vs. SD 09/11 (ot) (34-48, 2 TD)
363, Palmer, ARI at CAR 10/30 (35-46, 3 TD)
359, Rivers, SD at OAK 10/09 (21-30, 4 TD)
353, Newton, CAR vs. SF 09/18 (24-40, 4 TD)
353, Luck, IND at TEN 10/23 (27-39, 3 TD)
350, Manning, NYG vs. WAS 09/25 (25-38, 1 TD)
344, Ryan, ATL at TB 11/03 (25-34, 4 TD)
342, Palmer, ARI vs. SEA 10/23 (ot) (29-49, 0 TD)
341, McCown, CLE vs. NYJ 10/30 (25-49, 2 TD)
340, Stafford, DET at IND 09/11 (31-39, 3 TD)
337, Bortles, JAX at TEN 10/27 (33-54, 3 TD)
336, Kessler, CLE at TEN 10/16 (26-41, 2 TD)
335, Ryan, ATL at SEA 10/16 (27-42, 3 TD)
334, Ryan, ATL vs. TB 09/11 (27-39, 2 TD)
331, Luck, IND vs. SD 09/25 (24-37, 1 TD)
329, Cousins, WAS vs. PIT 09/12 (30-43, 0 TD)
329, Bortles, JAX at SD 09/18 (31-50, 2 TD)
326, A. Rodgers, GB vs. CHI 10/20 (39-56, 3 TD)
326, Rivers, SD at IND 09/25 (26-39, 0 TD)
323, Brees, NO at SF 11/06 (28-39, 3 TD)
322, Luck, IND vs. CHI 10/09 (28-39, 2 TD)
322, Newton, CAR at NO 10/16 (27-47, 2 TD)
321, Rivers, SD vs. NO 10/02 (28-43, 2 TD)
321, Keenum, LA at DET 10/16 (27-32, 3 TD)
320, Bortles, JAX vs. GB 09/11 (24-39, 1 TD)
319, Tannehill, MIA vs. CLE 09/25 (ot) (25-39, 3 TD)
319, Carr, OAK at NO 09/11 (24-38, 1 TD)
317, Hoyer, CHI at DAL 09/25 (30-49, 2 TD)
317, Carr, OAK vs. SD 10/09 (25-40, 2 TD)
315, Brady, NE at BUF 10/30 (22-33, 4 TD)
313, Mariota, TEN at SD 11/06 (27-43, 3 TD)
312, Siemian, DEN at CIN 09/25 (23-35, 4 TD)
309, Wilson, SEA at NYJ 10/02 (23-32, 3 TD)
308, Dalton, CIN vs. CLE 10/23 (19-28, 2 TD)
307, Flacco, BAL at NYG 10/16 (26-48, 0 TD)
304, Palmer, ARI vs. TB 09/18 (17-30, 3 TD)
302, Hoyer, CHI vs. JAX 10/16 (30-49, 0 TD)
302, Hoyer, CHI vs. DET 10/02 (28-36, 2 TD)
302, Flacco, BAL at CLE 09/18 (25-45, 2 TD)
301, Cousins, WAS at DET 10/23 (30-39, 1 TD)
301, Wentz, PHI vs. PIT 09/25 (23-31, 2 TD)
300, Roethlisberger, PIT at WAS 09/12 (27-37, 3 TD)
300, Roethlisberger, PIT vs. KC 10/02 (22-27, 5 TD)

WEEK 9 / THROUGH SUNDAY, NOVEMBER 6, 2016

100-Yard Receiving Games

300, J. Jones, ATL vs. CAR 10/02 (12 rec., 1 TD)
222, Beckham, NYG vs. BAL 10/16 (8 rec., 2 TD)
205, M. Jones, DET at GB 09/25 (6 rec., 2 TD)
182, Diggs, MIN vs. GB 09/18 (9 rec., 1 TD)
181, Olsen, CAR vs. TB 10/10 (9 rec., 0 TD)
180, Green, CIN at NYJ 09/11 (12 rec., 1 TD)
174, J. Jones, ATL vs. SD 10/23 (ot) (9 rec., 0 TD)
174, Hilton, IND vs. SD 09/25 (8 rec., 1 TD)
173, Cooks, NO vs. CAR 10/16 (7 rec., 1 TD)
173, Green, CIN vs. MIA 09/29 (10 rec., 1 TD)
173, Cooper, OAK at TB 10/30 (ot) (12 rec., 1 TD)
172, Snead, NO vs. OAK 09/11 (9 rec., 1 TD)
171, Hilton, IND vs. CHI 10/09 (10 rec., 1 TD)
169, Green, CIN vs. CLE 10/23 (8 rec., 1 TD)
165, Tate, DET vs. LA 10/16 (8 rec., 1 TD)
164, Baldwin, SEA vs. SF 09/25 (8 rec., 1 TD)
162, R. Gronkowski, NE vs. CIN 10/16 (7 rec., 1 TD)
150, Evans, TB vs. ATL 11/03 (11 rec., 2 TD)
144, Pryor, CLE at MIA 09/25 (ot) (8 rec., 0 TD)
144, Jo. Brown, ARI vs. LA 10/02 (10 rec., 0 TD)
143, Cooks, NO vs. OAK 09/11 (6 rec., 2 TD)
140, Ty. Williams, SD at ATL 10/23 (ot) (7 rec., 0 TD)
140, Brown, PIT at PHI 09/25 (12 rec., 0 TD)
139, Coates, PIT vs. NYJ 10/09 (6 rec., 2 TD)
139, J. Jones, ATL at SEA 10/16 (7 rec., 1 TD)
138, Cooper, OAK vs. SD 10/09 (6 rec., 1 TD)
137, Cooper, OAK at NO 09/11 (6 rec., 0 TD)
136, Britt, LA at DET 10/16 (7 rec., 2 TD)
135, Landry, MIA at NE 09/18 (10 rec., 0 TD)
134, Witten, DAL at CLE 11/06 (8 rec., 1 TD)
133, Hilton, IND at TEN 10/23 (7 rec., 1 TD)
133, Wright, TEN vs. CLE 10/16 (8 rec., 1 TD)
132, Evans, TB vs. LA 09/25 (10 rec., 1 TD)
132, Coleman, ATL at DEN 10/09 (4 rec., 1 TD)
132, Adams, GB vs. CHI 10/20 (13 rec., 2 TD)
130, Michael Thomas, NO at KC 10/23 (10 rec., 0 TD)
130, Meredith, CHI at IND 10/09 (9 rec., 1 TD)
129, Cooper, OAK vs. KC 10/16 (10 rec., 0 TD)
129, Ware, KC vs. SD 09/11 (ot) (7 rec., 0 TD)
128, Sproles, PHI vs. PIT 09/25 (6 rec., 1 TD)
127, Thielen, MIN vs. HOU 10/09 (7 rec., 1 TD)
126, Brown, PIT at WAS 09/12 (8 rec., 2 TD)
126, Decker, NYJ at BUF 09/15 (6 rec., 1 TD)
124, Wallace, BAL vs. PIT 11/06 (4 rec., 1 TD)
122, Olsen, CAR vs. SF 09/18 (5 rec., 1 TD)
121, Beckham, NYG vs. WAS 09/25 (7 rec., 0 TD)
121, Green, CIN vs. WAS 10/30 (ot) (9 rec., 0 TD)
120, Inman, SD vs. NO 10/02 (7 rec., 1 TD)
120, Wallace, BAL at NYJ 10/23 (10 rec., 0 TD)
120, Landry, MIA vs. CLE 09/25 (ot) (7 rec., 1 TD)
118, M. Jones, DET vs. TEN 09/18 (8 rec., 0 TD)
117, Sanders, DEN at CIN 09/25 (9 rec., 2 TD)
117, Ty. Williams, SD at OAK 10/09 (5 rec., 1 TD)
117, Benjamin, SD at OAK 10/09 (7 rec., 0 TD)
117, Shepard, NYG vs. NO 09/18 (8 rec., 0 TD)
115, Benjamin, SD vs. JAX 09/18 (6 rec., 2 TD)
114, B. Marshall, NYJ at PIT 10/09 (8 rec., 1 TD)
114, Matthews, PHI vs. CLE 09/11 (7 rec., 1 TD)
114, Bennett, NE vs. MIA 09/18 (5 rec., 1 TD)
114, Hogan, NE at CLE 10/09 (4 rec., 0 TD)
113, Graham, SEA at NYJ 10/02 (6 rec., 0 TD)
113, Hopkins, HOU vs. KC 09/18 (7 rec., 1 TD)
113, Meredith, CHI vs. JAX 10/16 (11 rec., 0 TD)
113, Bryant, DAL vs. PHI 10/30 (ot) (4 rec., 1 TD)
112, Goodwin, BUF vs. NYJ 09/15 (2 rec., 1 TD)
111, J. Jones, ATL at TB 11/03 (8 rec., 1 TD)
111, S. Smith, BAL vs. OAK 10/02 (8 rec., 1 TD)
111, Royal, CHI vs. DET 10/02 (7 rec., 1 TD)
109, Bennett, NE vs. BUF 10/02 (5 rec., 0 TD)
109, R. Gronkowski, NE at CLE 10/09 (5 rec., 0 TD)
109, R. Gronkowski, NE at BUF 10/30 (5 rec., 1 TD)
109, Fleener, NO vs. ATL 09/26 (7 rec., 1 TD)
108, Crowder, WAS at DET 10/23 (7 rec., 0 TD)
108, Cobb, GB vs. NYG 10/09 (9 rec., 0 TD)
108, Crabtree, OAK at TB 10/30 (ot) (8 rec., 0 TD)
108, Benjamin, CAR vs. SF 09/18 (7 rec., 2 TD)
107, Crowder, WAS at CIN 10/30 (ot) (9 rec., 1 TD)
107, Fuller, HOU vs. CHI 09/11 (5 rec., 1 TD)
107, Lee, JAX vs. OAK 10/23 (7 rec., 0 TD)

106, J. Jones, ATL at OAK 09/18 (5 rec., 1 TD)
106, Parker, MIA at NE 09/18 (8 rec., 0 TD)
106, Patton, SF vs. NO 11/06 (6 rec., 0 TD)
106, Brown, PIT vs. NE 10/23 (7 rec., 0 TD)
105, Jeffery, CHI at HOU 09/11 (4 rec., 0 TD)
104, C. Coleman, CLE vs. BAL 09/18 (5 rec., 2 TD)
104, Fuller, HOU vs. KC 09/18 (4 rec., 0 TD)
103, Diggs, MIN at TEN 09/11 (7 rec., 0 TD)
103, Rogers, PIT at BAL 11/06 (6 rec., 0 TD)
102, Pitta, BAL at CLE 09/18 (9 rec., 0 TD)
102, D. Jackson, WAS vs. PIT 09/12 (6 rec., 0 TD)
102, Kerley, SF vs. ARI 10/06 (8 rec., 1 TD)
102, Crabtree, OAK at TEN 09/25 (8 rec., 0 TD)
102, Eifert, CIN vs. WAS 10/30 (ot) (9 rec., 1 TD)
102, Bryant, DAL at WAS 09/18 (7 rec., 0 TD)
101, Kelce, KC at IND 10/30 (7 rec., 1 TD)
101, Pryor, CLE vs. NYJ 10/30 (6 rec., 0 TD)
101, Nelson, GB vs. DET 09/25 (6 rec., 2 TD)
101, B. Marshall, NYJ at BUF 09/15 (6 rec., 0 TD)
100, Humphries, TB vs. LA 09/25 (9 rec., 0 TD)
100, Thomas, DEN at CIN 09/25 (6 rec., 1 TD)
100, Graham, SEA vs. SF 09/25 (6 rec., 1 TD)
100, Stills, MIA vs. BUF 10/23 (5 rec., 1 TD)
100, Bernard, CIN at PIT 09/18 (9 rec., 1 TD)

100-Yard Rushing Games

214, Ajayi, MIA vs. BUF 10/23 (28 att., 1 TD)
204, Ajayi, MIA vs. PIT 10/16 (25 att., 2 TD)
196, Gordon, SD vs. TEN 11/06 (32 att., 1 TD)
168, Hill, CIN vs. CLE 10/23 (9 att., 1 TD)
158, Ingram, NO at SF 11/06 (15 att., 1 TD)
157, Elliott, DAL at GB 10/16 (28 att., 0 TD)
157, D. Johnson, ARI at SF 10/06 (27 att., 2 TD)
154, Rodgers, TB at SF 10/23 (26 att., 0 TD)
153, Howard, CHI vs. MIN 10/31 (26 att., 1 TD)
152, Freeman, ATL at NO 09/26 (14 att., 0 TD)
150, McCoy, BUF at LA 10/09 (18 att., 0 TD)
149, L. Miller, HOU vs. IND 10/16 (ot) (24 att., 1 TD)
144, Bell, PIT vs. KC 10/02 (18 att., 0 TD)
143, D. Williams, PIT at WAS 09/12 (26 att., 2 TD)
140, Elliott, DAL vs. CHI 09/25 (30 att., 0 TD)
140, McCoy, BUF vs. SF 10/16 (19 att., 3 TD)
138, Elliott, DAL at SF 10/02 (23 att., 1 TD)
135, Jones, WAS vs. PHI 10/16 (16 att., 1 TD)
134, Elliott, DAL vs. CIN 10/09 (15 att., 2 TD)
133, Crowell, CLE vs. BAL 09/18 (18 att., 1 TD)
131, Ware, KC at OAK 10/16 (24 att., 1 TD)
127, Blount, NE at PIT 10/23 (24 att., 2 TD)
123, Blount, NE vs. MIA 09/18 (29 att., 1 TD)
123, Murray, TEN vs. JAX 10/27 (21 att., 1 TD)
121, Murray, TEN at MIA 10/09 (27 att., 0 TD)
120, Crowell, CLE at WAS 10/02 (16 att., 1 TD)
118, Howard, CHI at IND 10/09 (16 att., 0 TD)
117, Jones, WAS vs. CLE 10/02 (22 att., 1 TD)
114, Murray, OAK vs. DEN 11/06 (20 att., 3 TD)
114, Murray, TEN vs. OAK 09/25 (16 att., 1 TD)
113, D. Johnson, ARI vs. SEA 10/23 (ot) (33 att., 0 TD)
113, West, BAL vs. OAK 10/02 (21 att., 1 TD)
111, Howard, CHI vs. DET 10/02 (23 att., 0 TD)
111, Gordon, SD at DEN 10/30 (23 att., 0 TD)
111, Ajayi, MIA vs. NYJ 11/06 (24 att., 1 TD)
111, D. Johnson, ARI vs. NYJ 10/17 (22 att., 3 TD)
110, McCoy, BUF vs. ARI 09/25 (17 att., 2 TD)
107, C. Anderson, DEN vs. HOU 10/24 (16 att., 1 TD)
107, Ivory, JAX at KC 11/06 (18 att., 0 TD)
107, Murray, TEN vs. IND 10/23 (25 att., 1 TD)
106, Michael, SEA vs. SF 09/25 (20 att., 2 TD)
106, L. Miller, HOU vs. CHI 09/11 (28 att., 0 TD)
106, Gore, IND at HOU 10/16 (ot) (22 att., 0 TD)
105, Blount, NE vs. HOU 09/22 (24 att., 2 TD)
104, Hogan, CLE at CIN 10/23 (7 att., 1 TD)
103, Lacy, GB vs. DET 09/25 (17 att., 0 TD)
103, Hyde, SF at SEA 09/25 (21 att., 2 TD)
102, Gordon, SD vs. JAX 09/18 (24 att., 1 TD)
102, Hightower, NO vs. SEA 10/30 (26 att., 0 TD)
101, Rodgers, TB at CAR 10/10 (30 att., 0 TD)
100, Forte, NYJ at BUF 09/15 (30 att., 3 TD)
100, Whittaker, CAR vs. SF 09/18 (16 att., 0 TD)
100, Forte, NYJ vs. BAL 10/23 (30 att., 1 TD)

WEEK 9 / THROUGH SUNDAY, NOVEMBER 6, 2016

OFFENSE	Clev.	Balt.	K.C.	Car.	Hou.	Jax	Denv.	N.O.
GAMES (Won-Lost)	0-9	4-4	6-2	3-5	5-3	2-6	6-3	4-4
FIRST DOWNS	168	147	152	172	148	168	169	203
Rushing	44	31	40	51	49	34	51	53
Passing	110	94	104	108	88	112	98	137
Penalty	14	22	8	13	11	22	20	13
YDS GAINED (tot)	3069	2601	2739	2959	2506	2763	2910	3476
Avg per Game	341.0	325.1	342.4	369.9	313.3	345.4	323.3	434.5
RUSHING (net)	957	654	806	926	912	713	871	865
Avg per Game	106.3	81.8	100.8	115.8	114.0	89.1	96.8	108.1
Rushes	198	187	200	225	218	166	227	212
Yards per Rush	4.8	3.5	4.0	4.1	4.2	4.3	3.8	4.1
PASSING (net)	2112	1947	1933	2033	1594	2050	2039	2611
Avg per Game	234.7	243.4	241.6	254.1	199.3	256.3	226.6	326.4
Passes Att.	327	340	289	291	297	331	310	347
Completed	198	208	190	174	176	196	187	242
Pct Completed	60.6	61.2	65.7	59.8	59.3	59.2	60.3	69.7
Yards Gained	2268	2087	2048	2186	1719	2156	2163	2689
Sacked	26	18	19	21	16	19	20	12
Yards Lost	156	140	115	153	125	106	124	78
Had intercepted	9	7	2	10	9	10	6	5
Yards Opp Ret	29	124	20	33	79	123	55	187
Opp TDs on Int	0	0	0	1	0	0	1	2
PUNTS	44	46	40	35	38	37	45	30
Avg Yards	45.8	46.9	45.6	49.3	48.4	48.1	46.3	50.8
PUNT RETURNS	14	16	19	16	22	22	17	11
Avg Return	6.9	5.8	15.8	5.9	11.0	6.5	9.9	11.2
Returned for TD	0	0	0	0	1	0	0	0
KICKOFF RETURNS	17	11	18	18	17	23	13	18
Avg Return	17.2	28.5	21.5	21.1	19.3	22.0	22.5	16.4
Returned for TD	0	0	0	0	0	0	0	0
PENALTIES	60	66	47	54	42	71	71	51
Yards Penalized	448	532	377	456	353	675	597	489
FUMBLES BY	14	12	7	7	10	11	13	7
Fumbles Lost	3	5	5	7	4	7	7	4
Opp Fumbles	7	11	15	7	8	8	11	13
Opp Fum Lost	2	5	8	3	3	2	8	9
POSS. TIME (avg)	27:19	31:20	30:39	31:24	30:20	27:21	27:56	32:10
TOUCHDOWNS	19	13	19	23	12	17	23	29
Rushing	8	5	5	9	2	3	8	8
Passing	10	6	11	11	9	14	12	21
Returns	1	2	3	3	1	0	3	0
EXTRA-PT KICKS	14/15	10/10	17/18	18/20	11/12	16/16	20/21	27/27
2-PT CONVERSIONS	2/4	3/4	0/0	3/3	0/0	1/1	1/2	1/2
FIELD GOALS/FGA	12/17	20/20	18/21	14/18	18/21	11/14	18/20	13/18
POINTS SCORED	168	154	185	204	137	153	214	242
DEFENSE	Clev.	Balt.	K.C.	Car.	Hou.	Jax	Denv.	N.O.
POINTS ALLOWED	273	153	151	206	167	215	166	238
OPP FIRST DOWNS	208	123	161	158	138	162	175	180
Rushing	70	23	43	37	52	54	56	53
Passing	125	88	108	116	74	86	97	114
Penalty	13	12	10	5	12	22	22	13
OPP YARDS GAINED	3795	2390	2954	2908	2530	2676	2807	3268
Avg per Game	421.7	298.8	369.3	363.5	316.3	334.5	311.9	408.5
OPP RUSHING(net)	1318	609	996	620	1006	935	1157	868
Avg per Game	146.4	76.1	124.5	77.5	125.8	116.9	128.6	108.5
Rushes	284	181	206	189	228	233	263	199
Yards per Rush	4.6	3.4	4.8	3.3	4.4	4.0	4.4	4.4
OPP PASSING(net)	2477	1781	1958	2288	1524	1741	1650	2400
Avg per Game	275.2	222.6	244.8	286.0	190.5	217.6	183.3	300.0
Passes Att.	303	282	298	298	242	283	315	298
Completed	195	181	186	195	144	185	172	195
Pct Completed	64.4	64.2	62.4	65.4	59.5	65.4	54.6	65.4
Sacked	14	18	16	24	17	15	28	11
Yards Lost	86	125	95	150	103	95	153	78
INTERCEPTED BY	6	9	12	8	3	3	8	4
Yards Returned	62	42	156	56	18	39	186	36
Returned for TD	1	0	2	1	0	0	2	0
OPP PUNT RETURNS	21	23	18	16	26	16	22	16
Avg return	8.2	13.0	5.4	14.4	12.1	9.3	6.6	7.8
OPP KICKOFF RET	11	13	16	13	32	6	17	19
Avg return	23.5	19.8	27.4	17.4	22.3	19.7	16.3	24.2
OPP TOUCHDOWNS	34	20	18	24	17	21	16	27
Rushing	12	4	3	5	10	9	9	12
Passing	22	15	15	17	6	12	6	11
Returns	0	1	0	2	1	0	1	4

WEEK 9 / THROUGH SUNDAY, NOVEMBER 6, 2016

OFFENSE	L.A.	NY-J	Atl.	Phil.	Chi.	T.B.	G.B.	Tenn.
GAMES (Won-Lost)	3-5	3-6	6-3	4-4	2-6	3-5	4-4	4-5
FIRST DOWNS	141	169	215	156	153	174	183	193
Rushing	37	49	63	52	40	41	47	70
Passing	91	100	141	89	107	110	112	103
Penalty	13	20	11	15	6	23	24	20
YDS GAINED (tot)	2492	3058	3863	2667	2843	2858	2801	3415
Avg per Game	311.5	339.8	429.2	333.4	355.4	357.3	350.1	379.4
RUSHING (net)	618	1021	1028	862	773	867	853	1298
Avg per Game	77.3	113.4	114.2	107.8	96.6	108.4	106.6	144.2
Rushes	192	234	236	213	174	221	189	269
Yards per Rush	3.2	4.4	4.4	4.0	4.4	3.9	4.5	4.8
PASSING (net)	1874	2037	2835	1805	2070	1991	1948	2117
Avg per Game	234.3	226.3	315.0	225.6	258.8	248.9	243.5	235.2
Passes Att.	283	315	313	276	292	317	318	292
Completed	174	179	218	177	188	191	202	185
Pct Completed	61.5	56.8	69.6	64.1	64.4	60.3	63.5	63.4
Yards Gained	2004	2127	2980	1890	2151	2112	2039	2197
Sacked	20	20	22	17	14	19	17	12
Yards Lost	130	90	145	85	81	121	91	80
Had intercepted	11	14	4	5	4	9	5	8
Yards Opp Ret	149	94	14	53	44	185	44	153
Opp TDs on Int	3	1	1	0	0	1	0	2
PUNTS	43	40	24	36	37	41	24	41
Avg Yards	45.8	43.0	46.9	45.3	43.3	46.7	44.0	45.5
PUNT RETURNS	20	10	14	14	16	14	8	19
Avg Return	9.2	6.6	11.9	14.1	11.2	9.5	13.1	6.6
Returned for TD	0	0	0	0	1	0	0	0
KICKOFF RETURNS	15	19	15	13	18	9	12	17
Avg Return	23.0	24.9	22.3	35.4	19.6	14.6	22.0	21.4
Returned for TD	0	0	0	2	0	0	0	0
PENALTIES	68	57	63	65	57	58	45	66
Yards Penalized	587	460	552	540	485	503	370	541
FUMBLES BY	10	14	5	14	12	12	14	11
Fumbles Lost	3	5	3	5	5	5	6	5
Opp Fumbles	11	14	12	15	9	11	7	2
Opp Fum Lost	6	3	4	7	3	7	3	1
POSS. TIME (avg)	29:32	31:29	29:55	31:58	28:04	29:43	31:21	30:47
TOUCHDOWNS	14	18	35	20	14	23	22	27
Rushing	4	8	9	8	4	4	2	10
Passing	9	9	23	9	8	18	20	17
Returns	1	1	3	3	2	1	0	0
EXTRA-PT KICKS	13/13	17/18	31/31	18/19	14/14	15/17	19/20	22/24
2-PT CONVERSIONS	0/1	0/0	2/4	1/1	0/0	3/6	1/2	0/3
FIELD GOALS/FGA	11/13	16/18	20/21	20/22	11/14	7/12	15/17	11/13
POINTS SCORED	130	173	305	202	131	180	198	217
DEFENSE	L.A.	NY-J	Atl.	Phil.	Chi.	T.B.	G.B.	Tenn.
POINTS ALLOWED	167	235	259	145	179	232	187	226
OPP FIRST DOWNS	165	184	214	152	166	177	155	183
Rushing	48	43	50	50	45	49	35	43
Passing	96	123	143	82	103	114	107	121
Penalty	21	18	21	20	18	14	13	19
OPP YARDS GAINED	2647	3179	3430	2604	2711	3191	2606	3212
Avg per Game	330.9	353.2	381.1	325.5	338.9	398.9	325.8	356.9
OPP RUSHING(net)	789	729	824	857	806	943	606	868
Avg per Game	98.6	81.0	91.6	107.1	100.8	117.9	75.8	96.4
Rushes	211	211	206	194	208	228	184	206
Yards per Rush	3.7	3.5	4.0	4.4	3.9	4.1	3.3	4.2
OPP PASSING(net)	1858	2450	2606	1747	1905	2248	2000	2344
Avg per Game	232.3	272.2	289.6	218.4	238.1	281.0	250.0	260.4
Passes Att.	298	332	382	275	294	285	270	331
Completed	186	217	260	159	195	177	171	209
Pct Completed	62.4	65.4	68.1	57.8	66.3	62.1	63.3	63.1
Sacked	15	16	21	23	20	17	21	23
Yards Lost	111	116	133	146	124	107	136	148
INTERCEPTED BY	4	6	6	8	4	4	7	6
Yards Returned	8	90	175	100	49	33	77	14
Returned for TD	0	0	2	1	0	1	0	0
OPP PUNT RETURNS	14	19	10	10	12	16	8	21
Avg return	5.4	8.9	11.4	11.9	14.7	5.8	8.4	13.2
OPP KICKOFF RET	10	18	16	16	17	10	18	11
Avg return	20.0	24.7	19.7	17.3	23.3	25.2	31.8	25.6
OPP TOUCHDOWNS	21	27	31	17	18	28	20	25
Rushing	6	6	7	4	6	8	4	4
Passing	12	16	23	12	11	18	14	14
Returns	3	5	1	1	1	2	2	7

WEEK 9 / THROUGH SUNDAY, NOVEMBER 6, 2016

OFFENSE	Minn.	Wash.	Miami	S.D.	S.F.	Ariz.	Dal.	Pitt.
GAMES (Won-Lost)	5-3	4-3-1	4-4	4-5	1-7	3-4-1	7-1	4-4
FIRST DOWNS	142	186	143	199	150	182	199	152
Rushing	34	50	51	55	59	49	84	35
Passing	98	116	79	124	79	116	101	105
Penalty	10	20	13	20	12	17	14	12
YDS GAINED (tot)	2390	3282	2721	3402	2516	2995	3292	2883
Avg per Game	298.8	410.3	340.1	378.0	314.5	374.4	411.5	360.4
RUSHING (net)	581	892	977	960	993	902	1322	768
Avg per Game	72.6	111.5	122.1	106.7	124.1	112.8	165.3	96.0
Rushes	214	198	200	244	237	215	278	182
Yards per Rush	2.7	4.5	4.9	3.9	4.2	4.2	4.8	4.2
PASSING (net)	1809	2390	1744	2442	1523	2093	1970	2115
Avg per Game	226.1	298.8	218.0	271.3	190.4	261.6	246.3	264.4
Passes Att.	276	322	242	327	252	326	250	319
Completed	184	216	156	206	140	194	166	197
Pct Completed	66.7	67.1	64.5	63.0	55.6	59.5	66.4	61.8
Yards Gained	1951	2485	1877	2560	1618	2252	2028	2230
Sacked	21	11	19	22	18	25	11	13
Yards Lost	142	95	133	118	95	159	58	115
Had intercepted	1	7	7	7	8	8	2	8
Yards Opp Ret	0	105	53	196	95	56	0	52
Opp TDs on Int	0	1	1	1	0	0	0	0
PUNTS	43	23	40	32	45	48	24	40
Avg Yards	43.2	44.2	45.8	44.3	45.5	39.8	46.5	45.1
PUNT RETURNS	20	14	19	19	12	21	13	12
Avg Return	12.3	17.6	11.1	6.3	7.7	5.6	7.5	9.0
Returned for TD	2	1	1	0	0	0	0	0
KICKOFF RETURNS	16	13	16	17	17	12	9	12
Avg Return	23.9	22.2	27.4	17.7	20.6	21.2	22.8	21.6
Returned for TD	0	0	1	0	0	0	0	0
PENALTIES	53	66	61	55	40	55	51	55
Yards Penalized	472	498	604	410	322	430	406	539
FUMBLES BY	10	11	10	17	15	14	11	11
Fumbles Lost	4	4	4	11	9	4	4	2
Opp Fumbles	12	14	13	10	11	14	14	12
Opp Fum Lost	7	6	3	7	6	6	7	5
POSS. TIME (avg)	30:54	31:08	28:00	31:07	25:32	32:04	33:33	29:33
TOUCHDOWNS	17	19	20	30	19	22	26	23
Rushing	4	6	10	9	10	9	14	5
Passing	9	12	8	17	9	12	12	18
Returns	4	1	2	4	0	1	0	0
EXTRA-PT KICKS	13/16	18/19	18/18	26/29	18/18	19/20	25/25	21/21
2-PT CONVERSIONS	1/1	0/0	1/1	0/1	1/1	0/2	0/0	2/2
FIELD GOALS/FGA	12/16	18/22	11/14	20/22	11/12	8/11	14/16	7/10
POINTS SCORED	155	186	173	268	167	179	223	184

DEFENSE	Minn.	Wash.	Miami	S.D.	S.F.	Ariz.	Dal.	Pitt.
POINTS ALLOWED	126	189	182	247	260	140	140	171
OPP FIRST DOWNS	143	185	162	187	182	134	162	160
Rushing	38	58	50	55	79	49	39	46
Passing	86	106	92	120	89	77	109	97
Penalty	19	21	20	12	14	8	14	17
OPP YARDS GAINED	2391	2958	2901	3282	3424	2376	2663	3005
Avg per Game	298.9	369.8	362.6	364.7	428.0	297.0	332.9	375.6
OPP RUSHING(net)	745	990	1089	768	1544	817	695	797
Avg per Game	93.1	123.8	136.1	85.3	193.0	102.1	86.9	99.6
Rushes	185	204	239	201	294	212	164	189
Yards per Rush	4.0	4.9	4.6	3.8	5.3	3.9	4.2	4.2
OPP PASSING(net)	1646	1968	1812	2514	1880	1559	1968	2208
Avg per Game	205.8	246.0	226.5	279.3	235.0	194.9	246.0	276.0
Passes Att.	295	285	269	376	263	272	300	305
Completed	170	188	169	236	162	159	204	201
Pct Completed	57.6	66.0	62.8	62.8	61.6	58.5	68.0	65.9
Sacked	21	22	19	18	14	21	18	11
Yards Lost	157	136	130	125	51	137	84	54
INTERCEPTED BY	10	5	5	11	5	9	4	4
Yards Returned	149	34	50	168	30	137	41	29
Returned for TD	1	0	0	2	0	1	0	0
OPP PUNT RETURNS	11	11	17	16	20	15	11	16
Avg return	8.1	7.4	9.2	5.5	10.9	9.8	11.5	8.8
OPP KICKOFF RET	19	9	14	12	20	12	17	10
Avg return	26.3	33.0	19.1	21.8	19.2	19.0	23.1	21.6
OPP TOUCHDOWNS	13	22	19	29	31	15	15	18
Rushing	4	12	7	13	12	8	3	8
Passing	8	8	11	14	18	5	12	9
Returns	1	2	1	2	1	2	0	1

WEEK 9 / THROUGH SUNDAY, NOVEMBER 6, 2016

OFFENSE	Sea.	N.E.	Cin.	NY-G	Buff.	Ind.	Oak.	Det.
GAMES (Won-Lost)	4-2-1	7-1	3-4-1	5-3	4-4	4-5	7-2	5-4
FIRST DOWNS	125	169	183	148	152	196	198	185
Rushing	33	54	52	34	65	57	55	44
Passing	83	96	110	98	70	117	121	117
Penalty	9	19	21	16	17	22	22	24
YDS GAINED (tot)	2379	3042	3163	2719	2668	3239	3610	3040
Avg per Game	339.9	380.3	395.4	339.9	333.5	359.9	401.1	337.8
RUSHING (net)	570	931	962	546	1233	882	1150	781
Avg per Game	81.4	116.4	120.3	68.3	154.1	98.0	127.8	86.8
Rushes	176	240	220	171	226	217	238	199
Yards per Rush	3.2	3.9	4.4	3.2	5.5	4.1	4.8	3.9
PASSING (net)	1809	2111	2201	2173	1435	2357	2460	2259
Avg per Game	258.4	263.9	275.1	271.6	179.4	261.9	273.3	251.0
Passes Att.	252	249	288	306	235	347	354	318
Completed	166	174	193	197	137	221	234	214
Pct Completed	65.9	69.9	67.0	64.4	58.3	63.7	66.1	67.3
Yards Gained	1920	2215	2349	2241	1525	2565	2505	2373
Sacked	12	17	25	12	19	33	11	20
Yards Lost	111	104	148	68	90	208	45	114
Had intercepted	3	0	3	8	2	7	3	5
Yards Opp Ret	13	0	20	50	0	96	5	85
Opp TDs on Int	0	0	0	0	0	1	0	0
PUNTS	37	35	37	41	38	37	44	34
Avg Yards	44.8	44.0	45.3	47.7	43.3	50.8	48.4	49.8
PUNT RETURNS	14	22	18	13	13	14	26	11
Avg Return	10.9	8.9	5.1	6.2	10.2	6.4	10.1	13.4
Returned for TD	0	0	0	0	0	0	0	1
KICKOFF RETURNS	16	14	14	13	19	20	17	22
Avg Return	21.4	20.0	23.2	25.2	20.9	27.3	20.6	21.7
Returned for TD	0	0	0	0	0	1	0	0
PENALTIES	55	52	48	47	61	67	94	66
Yards Penalized	500	495	394	495	543	604	800	612
FUMBLES BY	11	15	9	12	10	10	7	2
Fumbles Lost	3	6	5	8	2	3	3	1
Opp Fumbles	7	11	7	9	16	11	17	9
Opp Fum Lost	2	4	3	1	6	5	7	3
POSS. TIME (avg)	29:30	30:24	30:19	26:08	27:51	30:40	32:07	29:30
TOUCHDOWNS	13	26	18	18	26	26	28	22
Rushing	6	10	9	4	14	7	11	3
Passing	6	16	9	12	9	17	17	18
Returns	1	0	0	2	3	2	0	1
EXTRA-PT KICKS	11/13	24/26	17/18	17/18	22/24	24/24	23/23	19/20
2-PT CONVERSIONS	0/0	0/0	0/0	0/0	2/2	1/2	3/4	1/1
FIELD GOALS/FGA	14/16	11/14	14/19	12/13	10/13	19/19	16/22	16/19
POINTS SCORED	131	217	167	161	212	239	245	205
DEFENSE	Sea.	N.E.	Cin.	NY-G	Buff.	Ind.	Oak.	Det.
POINTS ALLOWED	109	132	189	164	172	256	223	206
OPP FIRST DOWNS	133	166	168	168	172	214	187	196
Rushing	33	46	45	48	53	56	54	63
Passing	84	104	105	107	98	136	111	116
Penalty	16	16	18	13	21	22	22	17
OPP YARDS GAINED	2236	2833	3028	2970	2882	3625	3582	3297
Avg per Game	319.4	354.1	378.5	371.3	360.3	402.8	398.0	366.3
OPP RUSHING(net)	628	813	929	751	947	1034	1033	963
Avg per Game	89.7	101.6	116.1	93.9	118.4	114.9	114.8	107.0
Rushes	186	196	211	209	229	222	220	224
Yards per Rush	3.4	4.1	4.4	3.6	4.1	4.7	4.7	4.3
OPP PASSING(net)	1608	2020	2099	2219	1935	2591	2549	2334
Avg per Game	229.7	252.5	262.4	277.4	241.9	287.9	283.2	259.3
Passes Att.	251	315	282	354	262	347	326	313
Completed	154	197	182	210	160	229	200	232
Pct Completed	61.4	62.5	64.5	59.3	61.1	66.0	61.3	74.1
Sacked	22	13	16	11	26	17	13	20
Yards Lost	139	82	93	81	166	93	74	115
INTERCEPTED BY	5	5	7	8	6	3	8	4
Yards Returned	20	35	32	114	92	19	107	14
Returned for TD	0	0	0	1	1	0	0	0
OPP PUNT RETURNS	15	10	19	16	17	13	18	20
Avg return	7.4	6.5	8.7	14.0	4.6	10.2	12.9	6.5
OPP KICKOFF RET	9	21	19	14	26	17	25	13
Avg return	22.9	18.9	23.4	19.9	20.5	20.9	21.3	20.4
OPP TOUCHDOWNS	10	15	23	14	17	27	25	24
Rushing	4	6	7	7	9	7	8	4
Passing	5	9	16	7	8	17	17	20
Returns	1	0	0	0	0	3	0	0

WEEK 9 / THROUGH SUNDAY, NOVEMBER 6, 2016

OFFENSE	NFL/Avg
GAMES (Won-Lost)	---
FIRST DOWNS	169.4
Rushing	48.8
Passing	104.2
Penalty	16.3
YDS GAINED (tot)	2948.8
Avg per Game	357.4
RUSHING (net)	889.8
Avg per Game	107.9
Rushes	213.0
Yards per Rush	4.2
PASSING (net)	2059.0
Avg per Game	249.6
Passes Att.	300.0
Completed	190.0
Pct Completed	63.3
Yards Gained	2172.2
Sacked	18.2
Yards Lost	113.2
Had intercepted	6.2
Yards Opp Ret	69.1
Opp TDs on Int	0.5
PUNTS	37.5
Avg Yards	45.9
PUNT RETURNS	16.0
Avg Return	9.4
Returned for TD	0.2
KICKOFF RETURNS	15.6
Avg Return	22.1
Returned for TD	0.1
PENALTIES	58.3
Yards Penalized	502.8
FUMBLES BY	10.9
Fumbles Lost	4.8
Opp Fumbles	10.9
Opp Fum Lost	4.8
POSS. TIME (avg)	30:00
TOUCHDOWNS	21.3
Rushing	7.1
Passing	12.8
Returns	1.4
EXTRA POINTS(tot)	95%
Kicks Made/2Pt	60%
FIELD GOALS/FGA	14/17
POINTS SCORED	190.8

DEFENSE	NFL/Avg
POINTS ALLOWED	190.8
OPP FIRST DOWNS	169.4
Rushing	48.8
Passing	104.2
Penalty	16.3
OPP YARDS GAINED	2948.8
Avg per Game	357.4
OPP RUSHING(net)	889.8
Avg per Game	107.9
Rushes	213.0
Yards per Rush	4.2
OPP PASSING(net)	2059.0
Avg per Game	249.6
Passes Att.	300.0
Completed	190.0
Pct Completed	63.3
Sacked	18.2
Yards Lost	113.2
INTERCEPTED BY	6.2
Yards Returned	69.1
Returned for TD	0.5
OPP PUNT RETURNS	16.0
Avg return	9.4
OPP KICKOFF RET	15.6
Avg return	22.1
OPP TOUCHDOWNS	21.3
Rushing	7.1
Passing	12.8
Returns	1.4

WEEK 9 / THROUGH SUNDAY, NOVEMBER 6, 2016

AFC / TEAM/OFFENSE RANK

Tm	(A)	(B)	(C)	(D)	(E)	(F)	(G)	(H)	(I)	(J)	(K)	(L)	(M)	(N)	(O)	(P)	(Q)
BAL	14	15	16	16	8	15	8	4	15	16	12t	15	1	5	13	12	1t
BUF	13	9	1	1	16	14	4	14	8t	13	3t	4	11	15	10	5	12
CIN	2	4	5	6	1	2	5	15	1	10	2	16	5	11	14	11	13
CLE	10	8	10	3	11	12	12	13	13	8	7t	9	16	8	8	15	15
DEN	15	14	13	15	12	10	6	8	11t	14	3t	6	6	6	3	7	4
HOU	16	16	7	10	15	16	15	5	14	6	15	3	14	2	12	16	6t
IND	7	10	12	11	6	9	7	16	4	4	7t	13	3	1	1	4	1t
JAC	8	13	15	8	7	13	14	6	7	15	7t	12	7	4	2	14	9t
KC	9	11	11	12	9	8	2	9	8t	11	1	1	9	9	5t	8	6t
MIA	11	5	4	2	14	6	13	12	16	12	16	2	2	7	9	10	9t
NE	3	1	6	14	5	1	1	11	6	2	5	8	13	14	7	3	9t
NYJ	12	12	8	7	13	11	16	7	11t	7	7t	11	4	16	16	13	5
OAK	1	2	3	4	2	5	3	1	3	9	6	5	12	3	4	2	14
PIT	6	7	14	9	4	7	10	2	8t	5	12t	7	8	12	5t	9	16
SD	5	6	9	13	3	3	9	10	2	3	14	14	15	13	11	1	3
TEN	4	3	2	5	10	4	11	3	5	1	11	10	10	10	15	6	8

AFC / OPPONENT/DEFENSE RANK

Tm	(A)	(B)	(C)	(D)	(E)	(F)	(G)	(H)	(I)	(J)	(K)	(L)	(M)	(N)	(O)	(P)	(Q)	(R)	(S)
BAL	1	2	1	1	4	4	2	6	1	2	16	15	5	6	9	4	1	8	1
BUF	8	8	11	5	6	10	7	1	14	7	4	1	6	3	3	7	15	3	13
CIN	13	12	9	10	10	13	5	7	13	12	3	7	12	11	13	9	5	12	4
CLE	16	15	16	13	12	16	8	13	15	16	15	6	13	10	10	16	3t	16	16
DEN	2	1	14	9	1	1	4	2	3	6	8	5	1	16	15	2	12	2	6
HOU	3	4	13	11	2	3	14	4	2	4	1	13	11	8	7	5	14	13	9
IND	15	14	8	14	16	14	16	10	16	13	10t	12	7	15	16	15	11	11	15
JAC	4	3	10	4	3	2	15	9	6t	14	13	11	4	13	14	13	16	15	7
KC	11	9	12	16	7	6	1	8	5	15	6t	2	16	7	2	3	3t	4	14
MIA	9	6	15	12	5	7	9	3	6t	1	10t	10	3	1	1	8	7	10	12
NE	6	5	6	6	8	5	12	14	10	11	5	4	2	5	5	1	2	1	2
NYJ	5	10	2	2	11	12	11	11	9	10	2	9	14	4	11	12	13	14	10
OAK	14	16	7	15	15	15	6	15	11t	3	6t	14	8	12	6	10	9	5	8
PIT	12	13	5	8	13	11	13	16	4	5	9	8	9	2	4	6	8	7	11
SD	10	7	3	3	14	8	3	12	11t	9	14	3	10	9	12	14	6	6	5
TEN	7	11	4	7	9	9	10	5	8	8	10t	16	15	14	8	11	10	9	3

- (A) Total Yards per Game
- (B) Yards per Play
- (C) Rushing Yards per Game
- (D) Rushing Yards per Attempt
- (E) Passing Net Yards per Game
- (F) Passing Net Yards per Play
- (G) Passing, Percent Had Intercepted
- (H) Sacks per Pass Play
- (I) First Downs per Game
- (J) Third Down Efficiency
- (K) Fourth Down Efficiency
- (L) Punt Return Average
- (M) Kickoff Return Average
- (N) Gross Punting Average
- (O) Net Punting Average
- (P) Points per Game
- (Q) Field Goal Percentage
- (R) Points per Game Differential
- (S) Net Yards per Game Differential

WEEK 9 / THROUGH SUNDAY, NOVEMBER 6, 2016

NFC / TEAM/OFFENSE RANK

Tm	(A)	(B)	(C)	(D)	(E)	(F)	(G)	(H)	(I)	(J)	(K)	(L)	(M)	(N)	(O)	(P)	(Q)
ARI	5	11	5	6	5	13	11	16	6	6	13t	16	11	16	16	10	14
ATL	2	1	4	5	2	1	4	11	3	7	5	6	6	5	5	1	1
CAR	6	8	3	8	8	9	15	14	8	8t	6	15	12	3	6	4	12
CHI	8	5	11	4	6	7	5	6	11	14	16	7	14	14	14	15	11
DAL	3	3	1	1	11	2	2	4	2	3	1	13	5	7	13	3	6t
DET	12	6	12	11	9	8	7t	10	9	5	2	3	9	2	1	8	9
GB	9	10	10	2	12	15	7t	7	5	2	13t	4	8	13	7	6	5
LA	15	14	14	14	13	10	16	12	16	11	11	11	4	8	3	16	8
MIN	16	16	15	16	14	12	1	15	15	10	7	5	3	15	12	13	13
NO	1	4	8	9	1	3	6	2	1	1	3	8	15	1	2	2	15
NYG	10	7	16	15	4	6	12	3	13	15	9t	14	2	4	11	12	2
PHI	13	12	9	10	15	11	9	9	10	16	4	2	1	10	10	5	4
SF	14	15	2	7	16	16	14	13	12	13	12	12	13	9	9	11	3
SEA	11	9	13	13	7	5	3	5	14	12	8	9	10	11	8	14	6t
TB	7	13	7	12	10	14	13	8	7	8t	9t	10	16	6	4	9	16
WAS	4	2	6	3	3	4	10	1	4	4	15	1	7	12	15	7	10

NFC / OPPONENT/DEFENSE RANK

Tm	(A)	(B)	(C)	(D)	(E)	(F)	(G)	(H)	(I)	(J)	(K)	(L)	(M)	(N)	(O)	(P)	(Q)	(R)	(S)
ARI	1	1	10	6	1	2	2	5	1	1	5	9	3	6	12	3t	8t	4	2
ATL	13	10	5	8	15	10	10	12	16	13	11	11	5	15	15	13	12	3	3
CAR	9	11	2	1	14	14	4	3	6	9	12	15	2	11	16	12	1	10	10
CHI	8	6	9	7	7	6	12	8	9	3	16	16	11	16	14	8	14	14	8
DAL	7	9	3	11	8t	8	15	10	7	11	6t	12	10	3	4	3t	8t	1	1
DET	10	13	11	12	11	13	16	9	11	16	6t	3	8	4	2	9	2t	9	13
GB	5	8	1	2	10	12	5	4	5	4	13	8	15	5	10	10	15t	7	6
LA	6	4	8	5	5	5	13t	14	8	12	15	1	7	8	9	7	4	13	12
MIN	2	2	6	9	2	1	1	7	2	7	1	7	14	10	5	2	8t	5	11
NO	15	16	13	13	16	16	13t	15	13	8	3	6	12	13	6	15	15t	8	5
NYG	12	5	7	4	12	7	6	16	10	10	6t	14	6	9	13	6	13	11t	14
PHI	4	7	12	14	3	3	3	2	3t	5	4	13	1	12	7	5	6	2	9
SF	16	14	16	16	6	11	8	13	14	15	2	10	4	7	11	16	7	16	16
SEA	3	3	4	3	4	4	7	1	3t	6	6t	5	9	1	1	1	2t	6	7
TB	14	15	14	10	13	15	11	11	12	2	14	2	13	2	8	14	5	15	15
WAS	11	12	15	15	8t	9	9	6	15	14	10	4	16	14	3	11	8t	11t	4

- (A) Total Yards per Game
- (B) Yards per Play
- (C) Rushing Yards per Game
- (D) Rushing Yards per Attempt
- (E) Passing Net Yards per Game
- (F) Passing Net Yards per Play
- (G) Passing, Percent Had Intercepted
- (H) Sacks per Pass Play
- (I) First Downs per Game
- (J) Third Down Efficiency
- (K) Fourth Down Efficiency
- (L) Punt Return Average
- (M) Kickoff Return Average
- (N) Gross Punting Average
- (O) Net Punting Average
- (P) Points per Game
- (Q) Field Goal Percentage
- (R) Points per Game Differential
- (S) Net Yards per Game Differential

WEEK 9 / THROUGH SUNDAY, NOVEMBER 6, 2016

NFL / TEAM/OFFENSE RANK

Tm	(A)	(B)	(C)	(D)	(E)	(F)	(G)	(H)	(I)	(J)	(K)	(L)	(M)	(N)	(O)	(P)	(Q)
BAL	27	30	28	28	20	31	17	10	28	32	23t	30	2	9	25	25	1t
BUF	25	16	2	1	32	29	6	30	19t	25	8t	13	23	28	17	8	24
CIN	6	8	7	10	4	6	7	31	5t	22	5t	32	8	21	27	21t	26
CLE	19	14	20	3	23	24	24	29	25	18	14t	22	30	16	13	29	30
DEN	28	26	23	27	25	20	15	18	22t	28	8t	15	11	13	7	13	8
HOU	30	31	11	17	30	32	28	12	26t	16	30	11	28	5	24	30	13t
IND	13	18	22	20	10	18	16	32	10	11	14t	26	4	1	5	7	1t
JAC	17	22	26	13	14	27	27	13	15	31	14t	25	14	7	6	27	19t
KC	18	20	21	22	21	17	3	19	19t	23	4	2	18	17	10t	15	13t
MIA	20	10	6	2	29	14	26	28	29	24	32	10	3	14	15	20	19t
NE	7	5	8	26	9	2	1	21	14	4	10	19	26	26	12	6	19t
NYJ	23	21	12	11	26	23	32	17	22t	17	14t	24	6	31	29	26	9
OAK	5	6	4	4	5	12	5	1	9	20	11t	14	24t	6	8	5	27t
PIT	12	13	25	14	8	16	21	5	19t	14	23t	18	17	22	10t	16	31
SD	9	11	18	23	7	7	18	20	8	8	26t	27	29	24	23	3	6t
TEN	8	7	3	5	22	8	23	6	13	3	21t	23	20	19	28	12	15t
ARI	10	24	13	15	11	25	20	27	7	9	26t	31	21	32	32	19	27t
ATL	2	1	10	12	2	1	9	22	3	10	7	7	12	10	9	1	3
CAR	11	17	9	18	15	15	30	25	12	12t	11t	29	22	4	14	9	23
CHI	15	9	24	9	12	11	10	9	18	27	31	8	27	29	30	31	19t
DAL	3	3	1	6	18	3	4	7	2	5	1	21	10	12	26	4	11t
DET	24	12	27	24	16	13	12t	16	16	7	2	4	16	3	1	17	17
GB	16	23	19	7	19	28	12t	11	5t	2	26t	5	15	27	16	11	10
LA	31	28	30	30	24	19	31	23	32	19	21t	17	9	15	3	32	15t
MIN	32	32	31	32	27	22	2	26	31	15	13	6	7	30	22	24	25
NO	1	4	16	19	1	4	11	3	1	1	3	9	31	2	2	2	29
NYG	21	15	32	31	6	10	22	4	26t	29	19t	28	5	8	21	23	4
PHI	26	25	17	21	28	21	14	15	17	30	5t	3	1	20	20	10	6t
SF	29	29	5	16	31	30	29	24	24	26	23t	20	24t	18	19	21t	5
SEA	22	19	29	29	13	9	8	8	30	21	14t	12	19	23	18	28	11t
TB	14	27	15	25	17	26	25	14	11	12t	19t	16	32	11	4	18	32
WAS	4	2	14	8	3	5	19	2	4	6	29	1	13	25	31	14	18

- (A) Total Yards per Game
- (B) Yards per Play
- (C) Rushing Yards per Game
- (D) Rushing Yards per Attempt
- (E) Passing Net Yards per Game
- (F) Passing Net Yards per Play
- (G) Passing, Percent Had Intercepted
- (H) Sacks per Pass Play
- (I) First Downs per Game
- (J) Third Down Efficiency
- (K) Fourth Down Efficiency
- (L) Punt Return Average
- (M) Kickoff Return Average
- (N) Gross Punting Average
- (O) Net Punting Average
- (P) Points per Game
- (Q) Field Goal Percentage

WEEK 9 / THROUGH SUNDAY, NOVEMBER 6, 2016

NFL / OPPONENT/DEFENSE RANK

Tm	(A)	(B)	(C)	(D)	(E)	(F)	(G)	(H)	(I)	(J)	(K)	(L)	(M)	(N)	(O)	(P)	(Q)	(R)	(S)
BAL	2	5	2	3	7	9	4	15	1	2	28	28	10	9	19	9	1	16	5
BUF	16	17	25	14	13	20	12	1	24	15	5	1	14	4	5	14	31	6	25
CIN	25	25	22	23	21	26	10	18	22t	21	4	15	23	18	24	19t	8	24	11
CLE	31	30	31	27	23	32	15	27	29	32	25	13	24	17	20	31	3t	32	31
DEN	4	1	29	22	1	1	9	2	8	11	10	8	1	32	30	7	19t	4	14
HOU	5	10	28	24	2	6	30	11	3	4	1	26	19	15	13	11t	28t	25	20
IND	29	29	21	28	30	28	32	24	31t	25	15t	21	15	28	32	27	18	23	30
JAC	11	6	23	12	5	4	31	22	12t	26	22t	19	8	23	29	25	32	30	15
KC	21	19	27	30	14	14	1	20	11	27	7t	3	30	13	2	8	3t	8	26
MIA	17	14	30	26	8	15	17	10	12t	1	15t	18	6	1	1	16	10t	22	24
NE	14	12	15	16	18	12	21	28	18t	20	6	6t	4	6	7	3	2	1	6
NYJ	13	20	4	5	22	25	19	25	16	19	3	17	26	5	21	24	27	29	21
OAK	27	31	20	29	28	30	11	29	20t	3	7t	27	16	19	8	21	16	11	18
PIT	24	26	13	18	24	23	28	31	10	6	13t	16	17	3	6	13	15	13	22
SD	19	15	5	8	26	16	5	26	20t	17	24	4	18	16	23	26	9	12	13
TEN	15	22	11	17	20	19	18	12	15	16	15t	29	28	24	18	22	17	21	9
ARI	1	2	16	9	3	3	3	7	2	5	13t	20	5	12	25	4t	19t	7	2
ATL	26	18	8	11	31	18	22	19	31t	28	26	23	9	30	28	28	24	5	3
CAR	18	21	3	1	29	27	7	5	9	18	27	31	3	25	31	23	5	18	17
CHI	12	9	14	10	12	10	24	13	18t	8	32	32	22	31	27	15	26	27	12
DAL	10	16	6	19	15t	13	27	16	12t	23	15t	24	21	8	10	4t	19t	2	1
DET	20	24	17	20	19	24	29	14	25	31	15t	6t	13	10	4	17	6t	17	27
GB	8	13	1	2	17	22	8	6	7	9	29	14	31	11	17	18	28t	14	8
LA	9	7	12	7	10	8	25t	23	17	24	31	2	12	20	16	11t	10t	26	23
MIN	3	3	9	13	4	2	2	9	4	13	2	12	29	22	11	2	19t	9	19
NO	30	32	19	21	32	31	25t	30	27	14	11	11	25	27	12	30	28t	15	7
NYG	23	8	10	6	25	11	13	32	22t	22	15t	30	11	21	26	10	25	19t	28
PHI	7	11	18	25	6	5	6	4	5t	10	12	25	2	26	14	6	13	3	16
SF	32	27	32	32	11	21	16	21	28	30	7t	22	7	14	22	32	14	31	32
SEA	6	4	7	4	9	7	14	3	5t	12	15t	10	20	2	3	1	6t	10	10
TB	28	28	24	15	27	29	23	17	26	7	30	5	27	7	15	29	12	28	29
WAS	22	23	26	31	15t	17	20	8	30	29	22t	9	32	29	9	19t	19t	19t	4

- (A) Total Yards per Game
- (B) Yards per Play
- (C) Rushing Yards per Game
- (D) Rushing Yards per Attempt
- (E) Passing Net Yards per Game
- (F) Passing Net Yards per Play
- (G) Passing, Percent Had Intercepted
- (H) Sacks per Pass Play
- (I) First Downs per Game
- (J) Third Down Efficiency
- (K) Fourth Down Efficiency
- (L) Punt Return Average
- (M) Kickoff Return Average
- (N) Gross Punting Average
- (O) Net Punting Average
- (P) Points per Game
- (Q) Field Goal Percentage
- (R) Points per Game Differential
- (S) Net Yards per Game Differential

WEEK 9 / THROUGH SUNDAY, NOVEMBER 6, 2016**AFC / TOTAL OFFENSE**

Rank	Team	Total	Rushing	Passing	Total	Rushing	Passing
1)	Oakland	3610	1150	2460	401.1	127.8	273.3
2)	Cincinnati	3163	962	2201	395.4	120.3	275.1
3)	New England	3042	931	2111	380.3	116.4	263.9
4)	Tennessee	3415	1298	2117	379.4	144.2	235.2
5)	San Diego	3402	960	2442	378.0	106.7	271.3
6)	Pittsburgh	2883	768	2115	360.4	96.0	264.4
7)	Indianapolis	3239	882	2357	359.9	98.0	261.9
8)	Jacksonville	2763	713	2050	345.4	89.1	256.3
9)	Kansas City	2739	806	1933	342.4	100.8	241.6
10)	Cleveland	3069	957	2112	341.0	106.3	234.7
11)	Miami	2721	977	1744	340.1	122.1	218.0
12)	New York Jets	3058	1021	2037	339.8	113.4	226.3
13)	Buffalo	2668	1233	1435	333.5	154.1	179.4
14)	Baltimore	2601	654	1947	325.1	81.8	243.4
15)	Denver	2910	871	2039	323.3	96.8	226.6
16)	Houston	2506	912	1594	313.3	114.0	199.3

AFC / TOTAL DEFENSE

Rank	Team	Total	Rushing	Passing	Total	Rushing	Passing
1)	Baltimore	2390	609	1781	298.8	76.1	222.6
2)	Denver	2807	1157	1650	311.9	128.6	183.3
3)	Houston	2530	1006	1524	316.3	125.8	190.5
4)	Jacksonville	2676	935	1741	334.5	116.9	217.6
5)	New York Jets	3179	729	2450	353.2	81.0	272.2
6)	New England	2833	813	2020	354.1	101.6	252.5
7)	Tennessee	3212	868	2344	356.9	96.4	260.4
8)	Buffalo	2882	947	1935	360.3	118.4	241.9
9)	Miami	2901	1089	1812	362.6	136.1	226.5
10)	San Diego	3282	768	2514	364.7	85.3	279.3
11)	Kansas City	2954	996	1958	369.3	124.5	244.8
12)	Pittsburgh	3005	797	2208	375.6	99.6	276.0
13)	Cincinnati	3028	929	2099	378.5	116.1	262.4
14)	Oakland	3582	1033	2549	398.0	114.8	283.2
15)	Indianapolis	3625	1034	2591	402.8	114.9	287.9
16)	Cleveland	3795	1318	2477	421.7	146.4	275.2

NFC / TOTAL OFFENSE

Rank	Team	Total	Rushing	Passing	Total	Rushing	Passing
1)	New Orleans	3476	865	2611	434.5	108.1	326.4
2)	Atlanta	3863	1028	2835	429.2	114.2	315.0
3)	Dallas	3292	1322	1970	411.5	165.3	246.3
4)	Washington	3282	892	2390	410.3	111.5	298.8
5)	Arizona	2995	902	2093	374.4	112.8	261.6
6)	Carolina	2959	926	2033	369.9	115.8	254.1
7)	Tampa Bay	2858	867	1991	357.3	108.4	248.9
8)	Chicago	2843	773	2070	355.4	96.6	258.8
9)	Green Bay	2801	853	1948	350.1	106.6	243.5
10)	New York Giants	2719	546	2173	339.9	68.3	271.6
11)	Seattle	2379	570	1809	339.9	81.4	258.4
12)	Detroit	3040	781	2259	337.8	86.8	251.0
13)	Philadelphia	2667	862	1805	333.4	107.8	225.6
14)	San Francisco	2516	993	1523	314.5	124.1	190.4
15)	Los Angeles	2492	618	1874	311.5	77.3	234.3
16)	Minnesota	2390	581	1809	298.8	72.6	226.1

NFC / TOTAL DEFENSE

Rank	Team	Total	Rushing	Passing	Total	Rushing	Passing
1)	Arizona	2376	817	1559	297.0	102.1	194.9
2)	Minnesota	2391	745	1646	298.9	93.1	205.8
3)	Seattle	2236	628	1608	319.4	89.7	229.7
4)	Philadelphia	2604	857	1747	325.5	107.1	218.4
5)	Green Bay	2606	606	2000	325.8	75.8	250.0
6)	Los Angeles	2647	789	1858	330.9	98.6	232.3
7)	Dallas	2663	695	1968	332.9	86.9	246.0
8)	Chicago	2711	806	1905	338.9	100.8	238.1
9)	Carolina	2908	620	2288	363.5	77.5	286.0
10)	Detroit	3297	963	2334	366.3	107.0	259.3
11)	Washington	2958	990	1968	369.8	123.8	246.0
12)	New York Giants	2970	751	2219	371.3	93.9	277.4
13)	Atlanta	3430	824	2606	381.1	91.6	289.6
14)	Tampa Bay	3191	943	2248	398.9	117.9	281.0
15)	New Orleans	3268	868	2400	408.5	108.5	300.0
16)	San Francisco	3424	1544	1880	428.0	193.0	235.0

WEEK 9 / THROUGH SUNDAY, NOVEMBER 6, 2016**NFL / TOTAL OFFENSE**

Rank	Team	Total	Rushing	Passing	Total	Rushing	Passing
1)	New Orleans	3476	865	2611	434.5	108.1	326.4
2)	Atlanta	3863	1028	2835	429.2	114.2	315.0
3)	Dallas	3292	1322	1970	411.5	165.3	246.3
4)	Washington	3282	892	2390	410.3	111.5	298.8
5)	Oakland	3610	1150	2460	401.1	127.8	273.3
6)	Cincinnati	3163	962	2201	395.4	120.3	275.1
7)	New England	3042	931	2111	380.3	116.4	263.9
8)	Tennessee	3415	1298	2117	379.4	144.2	235.2
9)	San Diego	3402	960	2442	378.0	106.7	271.3
10)	Arizona	2995	902	2093	374.4	112.8	261.6
11)	Carolina	2959	926	2033	369.9	115.8	254.1
12)	Pittsburgh	2883	768	2115	360.4	96.0	264.4
13)	Indianapolis	3239	882	2357	359.9	98.0	261.9
14)	Tampa Bay	2858	867	1991	357.3	108.4	248.9
15)	Chicago	2843	773	2070	355.4	96.6	258.8
16)	Green Bay	2801	853	1948	350.1	106.6	243.5
17)	Jacksonville	2763	713	2050	345.4	89.1	256.3
18)	Kansas City	2739	806	1933	342.4	100.8	241.6
19)	Cleveland	3069	957	2112	341.0	106.3	234.7
20)	Miami	2721	977	1744	340.1	122.1	218.0
21)	New York Giants	2719	546	2173	339.9	68.3	271.6
22)	Seattle	2379	570	1809	339.9	81.4	258.4
23)	New York Jets	3058	1021	2037	339.8	113.4	226.3
24)	Detroit	3040	781	2259	337.8	86.8	251.0
25)	Buffalo	2668	1233	1435	333.5	154.1	179.4
26)	Philadelphia	2667	862	1805	333.4	107.8	225.6
27)	Baltimore	2601	654	1947	325.1	81.8	243.4
28)	Denver	2910	871	2039	323.3	96.8	226.6
29)	San Francisco	2516	993	1523	314.5	124.1	190.4
30)	Houston	2506	912	1594	313.3	114.0	199.3
31)	Los Angeles	2492	618	1874	311.5	77.3	234.3
32)	Minnesota	2390	581	1809	298.8	72.6	226.1

NFL / TOTAL DEFENSE

Rank	Team	Total	Rushing	Passing	Total	Rushing	Passing
1)	Arizona	2376	817	1559	297.0	102.1	194.9
2)	Baltimore	2390	609	1781	298.8	76.1	222.6
3)	Minnesota	2391	745	1646	298.9	93.1	205.8
4)	Denver	2807	1157	1650	311.9	128.6	183.3
5)	Houston	2530	1006	1524	316.3	125.8	190.5
6)	Seattle	2236	628	1608	319.4	89.7	229.7
7)	Philadelphia	2604	857	1747	325.5	107.1	218.4
8)	Green Bay	2606	606	2000	325.8	75.8	250.0
9)	Los Angeles	2647	789	1858	330.9	98.6	232.3
10)	Dallas	2663	695	1968	332.9	86.9	246.0
11)	Jacksonville	2676	935	1741	334.5	116.9	217.6
12)	Chicago	2711	806	1905	338.9	100.8	238.1
13)	New York Jets	3179	729	2450	353.2	81.0	272.2
14)	New England	2833	813	2020	354.1	101.6	252.5
15)	Tennessee	3212	868	2344	356.9	96.4	260.4
16)	Buffalo	2882	947	1935	360.3	118.4	241.9
17)	Miami	2901	1089	1812	362.6	136.1	226.5
18)	Carolina	2908	620	2288	363.5	77.5	286.0
19)	San Diego	3282	768	2514	364.7	85.3	279.3
20)	Detroit	3297	963	2334	366.3	107.0	259.3
21)	Kansas City	2954	996	1958	369.3	124.5	244.8
22)	Washington	2958	990	1968	369.8	123.8	246.0
23)	New York Giants	2970	751	2219	371.3	93.9	277.4
24)	Pittsburgh	3005	797	2208	375.6	99.6	276.0
25)	Cincinnati	3028	929	2099	378.5	116.1	262.4
26)	Atlanta	3430	824	2606	381.1	91.6	289.6
27)	Oakland	3582	1033	2549	398.0	114.8	283.2
28)	Tampa Bay	3191	943	2248	398.9	117.9	281.0
29)	Indianapolis	3625	1034	2591	402.8	114.9	287.9
30)	New Orleans	3268	868	2400	408.5	108.5	300.0
31)	Cleveland	3795	1318	2477	421.7	146.4	275.2
32)	San Francisco	3424	1544	1880	428.0	193.0	235.0

WEEK 9 / THROUGH SUNDAY, NOVEMBER 6, 2016

AFC / TAKE-AWAYS, GIVE-AWAYS

Rank	Team	TAKE-AWAYS			GIVE-AWAYS			Net Diff
		Int	Fum	Total	Int	Fum	Total	
1)	Kansas City	12	8	20	2	5	7	= +13
2)	Oakland	8	7	15	3	3	6	= +9
3)	Buffalo	6	6	12	2	2	4	= +8
4t)	Denver	8	8	16	6	7	13	= +3
4t)	New England	5	4	9	0	6	6	= +3
6t)	Baltimore	9	5	14	7	5	12	= +2
6t)	Cincinnati	7	3	10	3	5	8	= +2
8)	San Diego	11	7	18	7	11	18	= 0
9)	Pittsburgh	4	5	9	8	2	10	= -1
10)	Indianapolis	3	5	8	7	3	10	= -2
11)	Miami	5	3	8	7	4	11	= -3
12)	Cleveland	6	2	8	9	3	12	= -4
13)	Tennessee	6	1	7	8	5	13	= -6
14)	Houston	3	3	6	9	4	13	= -7
15)	New York Jets	6	3	9	14	5	19	= -10
16)	Jacksonville	3	2	5	10	7	17	= -12
	Totals	102	72	174	102	77	179	= -5

NFC / TAKE-AWAYS, GIVE-AWAYS

Rank	Team	TAKE-AWAYS			GIVE-AWAYS			Net Diff
		Int	Fum	Total	Int	Fum	Total	
1)	Minnesota	10	7	17	1	4	5	= +12
2t)	Dallas	4	7	11	2	4	6	= +5
2t)	Philadelphia	8	7	15	5	5	10	= +5
4)	New Orleans	4	9	13	5	4	9	= +4
5t)	Arizona	9	6	15	8	4	12	= +3
5t)	Atlanta	6	4	10	4	3	7	= +3
7t)	Detroit	4	3	7	5	1	6	= +1
7t)	Seattle	5	2	7	3	3	6	= +1
9)	Washington	5	6	11	7	4	11	= 0
10)	Green Bay	7	3	10	5	6	11	= -1
11)	Chicago	4	3	7	4	5	9	= -2
12)	Tampa Bay	4	7	11	9	5	14	= -3
13)	Los Angeles	4	6	10	11	3	14	= -4
14t)	Carolina	8	3	11	10	7	17	= -6
14t)	San Francisco	5	6	11	8	9	17	= -6
16)	New York Giants	8	1	9	8	8	16	= -7
	Totals	95	80	175	95	75	170	= +5

NFL / TAKE-AWAYS, GIVE-AWAYS

Rank	Team	TAKE-AWAYS			GIVE-AWAYS			Net Diff
		Int	Fum	Total	Int	Fum	Total	
1)	Kansas City	12	8	20	2	5	7	= +13
2)	Minnesota	10	7	17	1	4	5	= +12
3)	Oakland	8	7	15	3	3	6	= +9
4)	Buffalo	6	6	12	2	2	4	= +8
5t)	Dallas	4	7	11	2	4	6	= +5
5t)	Philadelphia	8	7	15	5	5	10	= +5
7)	New Orleans	4	9	13	5	4	9	= +4
8t)	Denver	8	8	16	6	7	13	= +3
8t)	New England	5	4	9	0	6	6	= +3
8t)	Arizona	9	6	15	8	4	12	= +3
8t)	Atlanta	6	4	10	4	3	7	= +3
12t)	Baltimore	9	5	14	7	5	12	= +2
12t)	Cincinnati	7	3	10	3	5	8	= +2
14t)	Detroit	4	3	7	5	1	6	= +1
14t)	Seattle	5	2	7	3	3	6	= +1
16t)	San Diego	11	7	18	7	11	18	= 0
16t)	Washington	5	6	11	7	4	11	= 0
18t)	Pittsburgh	4	5	9	8	2	10	= -1
18t)	Green Bay	7	3	10	5	6	11	= -1
20t)	Indianapolis	3	5	8	7	3	10	= -2
20t)	Chicago	4	3	7	4	5	9	= -2
22t)	Miami	5	3	8	7	4	11	= -3
22t)	Tampa Bay	4	7	11	9	5	14	= -3
24t)	Cleveland	6	2	8	9	3	12	= -4
24t)	Los Angeles	4	6	10	11	3	14	= -4
26t)	Tennessee	6	1	7	8	5	13	= -6
26t)	Carolina	8	3	11	10	7	17	= -6
26t)	San Francisco	5	6	11	8	9	17	= -6
29t)	Houston	3	3	6	9	4	13	= -7
29t)	New York Giants	8	1	9	8	8	16	= -7
31)	New York Jets	6	3	9	14	5	19	= -10
32)	Jacksonville	3	2	5	10	7	17	= -12
	Totals	197	152	349	197	152	349	= 0

WEEK 9 / THROUGH SUNDAY, NOVEMBER 6, 2016

AFC / TEAM/OFFENSE INSIDE THE 20

Rank	Team	Poss	Pts	TD	TD%	FG	Score	Score%
1)	Tennessee	30	174	23	76.7	6	29	96.7
2t)	Indianapolis	29	165	20	69.0	8	28	96.6
2t)	Oakland	29	167	20	69.0	9	29	100.0
4)	Buffalo	22	121	15	68.2	5	20	90.9
5)	New England	27	146	18	66.7	7	25	92.6
6)	Pittsburgh	20	97	13	65.0	2	15	75.0
7)	Cleveland	24	119	15	62.5	5	20	83.3
8)	Jacksonville	25	114	14	56.0	5	19	76.0
9)	Cincinnati	25	120	13	52.0	10	23	92.0
10)	Denver	28	129	14	50.0	11	25	89.3
11)	San Diego	43	195	21	48.8	17	38	88.4
12)	Baltimore	17	74	8	47.1	6	14	82.4
13)	Kansas City	27	112	12	44.4	10	22	81.5
14)	Miami	25	107	11	44.0	10	21	84.0
15)	New York Jets	34	132	13	38.2	14	27	79.4
16)	Houston	21	88	8	38.1	11	19	90.5

AFC / OPPONENTS/DEFENSE INSIDE THE 20

Rank	Team	Poss	Pts	TD	TD%	FG	Score	Score%
1)	Buffalo	26	111	11	42.3	11	22	84.6
2)	Pittsburgh	27	117	12	44.4	11	23	85.2
3)	Jacksonville	31	149	15	48.4	15	30	96.8
4t)	Denver	28	133	14	50.0	12	26	92.9
4t)	Houston	26	127	13	50.0	12	25	96.2
6)	Miami	23	108	12	52.2	8	20	87.0
7)	Oakland	36	166	19	52.8	11	30	83.3
8)	Indianapolis	34	163	18	52.9	14	32	94.1
9)	Tennessee	30	144	16	53.3	11	27	90.0
10)	Kansas City	26	116	14	53.8	6	20	76.9
11)	Baltimore	17	81	10	58.8	4	14	82.4
12)	New England	22	106	13	59.1	5	18	81.8
13t)	Cincinnati	25	119	15	60.0	6	21	84.0
13t)	New York Jets	25	127	15	60.0	7	22	88.0
15)	San Diego	35	187	23	65.7	9	32	91.4
16)	Cleveland	32	181	23	71.9	7	30	93.8

NFC / TEAM/OFFENSE INSIDE THE 20

Rank	Team	Poss	Pts	TD	TD%	FG	Score	Score%
1)	New Orleans	34	189	24	70.6	7	31	91.2
2)	Carolina	28	152	19	67.9	6	25	89.3
3t)	Arizona	25	126	16	64.0	5	21	84.0
3t)	Detroit	25	138	16	64.0	9	25	100.0
5)	Dallas	33	173	21	63.6	9	30	90.9
6)	Tampa Bay	27	138	17	63.0	7	24	88.9
7)	San Francisco	22	110	13	59.1	6	19	86.4
8)	Atlanta	37	188	21	56.8	14	35	94.6
9)	Green Bay	34	165	19	55.9	11	30	88.2
10)	Los Angeles	18	84	9	50.0	7	16	88.9
11)	Chicago	23	104	11	47.8	9	20	87.0
12)	Seattle	21	92	10	47.6	8	18	85.7
13)	Philadelphia	32	146	15	46.9	14	29	90.6
14)	New York Giants	20	89	9	45.0	9	18	90.0
15)	Minnesota	23	91	10	43.5	7	17	73.9
16)	Washington	32	127	13	40.6	12	25	78.1

NFC / OPPONENTS/DEFENSE INSIDE THE 20

Rank	Team	Poss	Pts	TD	TD%	FG	Score	Score%
1)	Seattle	18	70	7	38.9	7	14	77.8
2)	New York Giants	28	113	11	39.3	12	23	82.1
3)	Philadelphia	26	101	12	46.2	6	18	69.2
4t)	Arizona	18	81	9	50.0	6	15	83.3
4t)	Carolina	24	114	12	50.0	10	22	91.7
4t)	Chicago	26	116	13	50.0	9	22	84.6
7)	Dallas	27	127	14	51.9	10	24	88.9
8)	New Orleans	29	133	16	55.2	7	23	79.3
9)	Green Bay	21	107	12	57.1	8	20	95.2
10)	Minnesota	19	97	11	57.9	7	18	94.7
11)	Los Angeles	28	140	17	60.7	8	25	89.3
12)	Washington	27	139	17	63.0	7	24	88.9
13)	San Francisco	31	169	20	64.5	10	30	96.8
14)	Tampa Bay	29	159	19	65.5	9	28	96.6
15)	Detroit	33	171	22	66.7	6	28	84.8
16)	Atlanta	33	200	26	78.8	5	31	93.9

WEEK 9 / THROUGH SUNDAY, NOVEMBER 6, 2016

NFL / TEAM/OFFENSE INSIDE THE 20

Rank	Team	Poss	Pts	TD	TD%	FG	Score	Score%
1)	Tennessee	30	174	23	76.7	6	29	96.7
2)	New Orleans	34	189	24	70.6	7	31	91.2
3t)	Indianapolis	29	165	20	69.0	8	28	96.6
3t)	Oakland	29	167	20	69.0	9	29	100.0
5)	Buffalo	22	121	15	68.2	5	20	90.9
6)	Carolina	28	152	19	67.9	6	25	89.3
7)	New England	27	146	18	66.7	7	25	92.6
8)	Pittsburgh	20	97	13	65.0	2	15	75.0
9t)	Arizona	25	126	16	64.0	5	21	84.0
9t)	Detroit	25	138	16	64.0	9	25	100.0
11)	Dallas	33	173	21	63.6	9	30	90.9
12)	Tampa Bay	27	138	17	63.0	7	24	88.9
13)	Cleveland	24	119	15	62.5	5	20	83.3
14)	San Francisco	22	110	13	59.1	6	19	86.4
15)	Atlanta	37	188	21	56.8	14	35	94.6
16)	Jacksonville	25	114	14	56.0	5	19	76.0
17)	Green Bay	34	165	19	55.9	11	30	88.2
18)	Cincinnati	25	120	13	52.0	10	23	92.0
19t)	Denver	28	129	14	50.0	11	25	89.3
19t)	Los Angeles	18	84	9	50.0	7	16	88.9
21)	San Diego	43	195	21	48.8	17	38	88.4
22)	Chicago	23	104	11	47.8	9	20	87.0
23)	Seattle	21	92	10	47.6	8	18	85.7
24)	Baltimore	17	74	8	47.1	6	14	82.4
25)	Philadelphia	32	146	15	46.9	14	29	90.6
26)	New York Giants	20	89	9	45.0	9	18	90.0
27)	Kansas City	27	112	12	44.4	10	22	81.5
28)	Miami	25	107	11	44.0	10	21	84.0
29)	Minnesota	23	91	10	43.5	7	17	73.9
30)	Washington	32	127	13	40.6	12	25	78.1
31)	New York Jets	34	132	13	38.2	14	27	79.4
32)	Houston	21	88	8	38.1	11	19	90.5

NFL / OPPONENTS/DEFENSE INSIDE THE 20

Rank	Team	Poss	Pts	TD	TD%	FG	Score	Score%
1)	Seattle	18	70	7	38.9	7	14	77.8
2)	New York Giants	28	113	11	39.3	12	23	82.1
3)	Buffalo	26	111	11	42.3	11	22	84.6
4)	Pittsburgh	27	117	12	44.4	11	23	85.2
5)	Philadelphia	26	101	12	46.2	6	18	69.2
6)	Jacksonville	31	149	15	48.4	15	30	96.8
7t)	Arizona	18	81	9	50.0	6	15	83.3
7t)	Carolina	24	114	12	50.0	10	22	91.7
7t)	Chicago	26	116	13	50.0	9	22	84.6
7t)	Denver	28	133	14	50.0	12	26	92.9
7t)	Houston	26	127	13	50.0	12	25	96.2
12)	Dallas	27	127	14	51.9	10	24	88.9
13)	Miami	23	108	12	52.2	8	20	87.0
14)	Oakland	36	166	19	52.8	11	30	83.3
15)	Indianapolis	34	163	18	52.9	14	32	94.1
16)	Tennessee	30	144	16	53.3	11	27	90.0
17)	Kansas City	26	116	14	53.8	6	20	76.9
18)	New Orleans	29	133	16	55.2	7	23	79.3
19)	Green Bay	21	107	12	57.1	8	20	95.2
20)	Minnesota	19	97	11	57.9	7	18	94.7
21)	Baltimore	17	81	10	58.8	4	14	82.4
22)	New England	22	106	13	59.1	5	18	81.8
23t)	Cincinnati	25	119	15	60.0	6	21	84.0
23t)	New York Jets	25	127	15	60.0	7	22	88.0
25)	Los Angeles	28	140	17	60.7	8	25	89.3
26)	Washington	27	139	17	63.0	7	24	88.9
27)	San Francisco	31	169	20	64.5	10	30	96.8
28)	Tampa Bay	29	159	19	65.5	9	28	96.6
29)	San Diego	35	187	23	65.7	9	32	91.4
30)	Detroit	33	171	22	66.7	6	28	84.8
31)	Cleveland	32	181	23	71.9	7	30	93.8
32)	Atlanta	33	200	26	78.8	5	31	93.9

WEEK 9 / THROUGH SUNDAY, NOVEMBER 6, 2016

AFC / OFFENSE/TEAMS: FIRST DOWNS, THIRD DOWNS, FOURTH DOWNS

Rank	Team	FIRST DOWNS				THIRD DOWNS			FOURTH DOWNS		
		Total	Rush	Pass	Pen	Made	Att	Pct	Made	Att	Pct
1)	Cincinnati	183	52	110	21	38	103	36.9	4	6	66.7
2)	San Diego	199	55	124	20	50	117	42.7	2	6	33.3
3)	Oakland	198	55	121	22	46	122	37.7	4	7	57.1
4)	Indianapolis	196	57	117	22	49	119	41.2	4	8	50.0
5)	Tennessee	193	70	103	20	57	119	47.9	2	5	40.0
6)	New England	169	54	96	19	51	108	47.2	3	5	60.0
7)	Jacksonville	168	34	112	22	32	102	31.4	5	10	50.0
8t)	Buffalo	152	65	70	17	36	102	35.3	5	8	62.5
8t)	Kansas City	152	40	104	8	41	112	36.6	5	7	71.4
8t)	Pittsburgh	152	35	105	12	43	106	40.6	4	11	36.4
11t)	Denver	169	51	98	20	40	114	35.1	5	8	62.5
11t)	New York Jets	169	49	100	20	46	120	38.3	4	8	50.0
13)	Cleveland	168	44	110	14	45	118	38.1	4	8	50.0
14)	Houston	148	49	88	11	46	119	38.7	2	9	22.2
15)	Baltimore	147	31	94	22	39	125	31.2	4	11	36.4
16)	Miami	143	51	79	13	33	93	35.5	0	4	0.0
	Totals	2706	792	1631	283	692	1799	38.5	57	121	47.1

AFC / DEFENSE/OPPONENTS: FIRST DOWNS, THIRD DOWNS, FOURTH DOWNS

Rank	Team	FIRST DOWNS				THIRD DOWNS			FOURTH DOWNS		
		Total	Rush	Pass	Pen	Made	Att	Pct	Made	Att	Pct
1)	Baltimore	123	23	88	12	37	114	32.5	8	11	72.7
2)	Houston	138	52	74	12	36	106	34.0	0	5	0.0
3)	Denver	175	56	97	22	49	131	37.4	4	11	36.4
4)	Pittsburgh	160	46	97	17	39	107	36.4	3	7	42.9
5)	Kansas City	161	43	108	10	46	105	43.8	3	9	33.3
6t)	Jacksonville	162	54	86	22	51	121	42.1	4	7	57.1
6t)	Miami	162	50	92	20	33	107	30.8	3	6	50.0
8)	Tennessee	183	43	121	19	45	114	39.5	2	4	50.0
9)	New York Jets	184	43	123	18	43	108	39.8	1	6	16.7
10)	New England	166	46	104	16	43	106	40.6	4	13	30.8
11t)	Oakland	187	54	111	22	36	108	33.3	2	6	33.3
11t)	San Diego	187	55	120	12	47	119	39.5	7	11	63.6
13)	Cincinnati	168	45	105	18	41	101	40.6	1	5	20.0
14)	Buffalo	172	53	98	21	41	105	39.0	2	9	22.2
15)	Cleveland	208	70	125	13	57	116	49.1	4	6	66.7
16)	Indianapolis	214	56	136	22	44	105	41.9	1	2	50.0
	Totals	2750	789	1685	276	688	1773	38.8	49	118	41.5

WEEK 9 / THROUGH SUNDAY, NOVEMBER 6, 2016

NFC / OFFENSE/TEAMS: FIRST DOWNS, THIRD DOWNS, FOURTH DOWNS

Rank	Team	FIRST DOWNS				THIRD DOWNS			FOURTH DOWNS		
		Total	Rush	Pass	Pen	Made	Att	Pct	Made	Att	Pct
1)	New Orleans	203	53	137	13	62	117	53.0	4	5	80.0
2)	Dallas	199	84	101	14	46	99	46.5	7	7	100.0
3)	Atlanta	215	63	141	11	42	101	41.6	7	11	63.6
4)	Washington	186	50	116	20	46	103	44.7	2	8	25.0
5)	Green Bay	183	47	112	24	53	107	49.5	2	6	33.3
6)	Arizona	182	49	116	17	48	114	42.1	1	3	33.3
7)	Tampa Bay	174	41	110	23	45	110	40.9	3	7	42.9
8)	Carolina	172	51	108	13	45	110	40.9	4	7	57.1
9)	Detroit	185	44	117	24	46	105	43.8	5	6	83.3
10)	Philadelphia	156	52	89	15	34	104	32.7	6	9	66.7
11)	Chicago	153	40	107	6	33	94	35.1	1	7	14.3
12)	San Francisco	150	59	79	12	39	111	35.1	4	11	36.4
13)	New York Giants	148	34	98	16	34	99	34.3	3	7	42.9
14)	Seattle	125	33	83	9	34	92	37.0	2	4	50.0
15)	Minnesota	142	34	98	10	45	116	38.8	5	9	55.6
16)	Los Angeles	141	37	91	13	41	108	38.0	4	10	40.0
	Totals	2714	771	1703	240	693	1690	41.0	60	117	51.3

NFC / DEFENSE/OPPONENTS: FIRST DOWNS, THIRD DOWNS, FOURTH DOWNS

Rank	Team	FIRST DOWNS				THIRD DOWNS			FOURTH DOWNS		
		Total	Rush	Pass	Pen	Made	Att	Pct	Made	Att	Pct
1)	Arizona	134	49	77	8	40	111	36.0	3	7	42.9
2)	Minnesota	143	38	86	19	41	107	38.3	1	7	14.3
3t)	Philadelphia	152	50	82	20	37	99	37.4	5	13	38.5
3t)	Seattle	133	33	84	16	39	103	37.9	3	6	50.0
5)	Green Bay	155	35	107	13	36	98	36.7	7	9	77.8
6)	Carolina	158	37	116	5	42	106	39.6	5	7	71.4
7)	Dallas	162	39	109	14	39	95	41.1	3	6	50.0
8)	Los Angeles	165	48	96	21	46	110	41.8	5	6	83.3
9)	Chicago	166	45	103	18	40	109	36.7	8	9	88.9
10)	New York Giants	168	48	107	13	54	133	40.6	4	8	50.0
11)	Detroit	196	63	116	17	56	115	48.7	3	6	50.0
12)	Tampa Bay	177	49	114	14	38	104	36.5	4	5	80.0
13)	New Orleans	180	53	114	13	35	90	38.9	3	8	37.5
14)	San Francisco	182	79	89	14	55	118	46.6	1	3	33.3
15)	Washington	185	58	106	21	45	98	45.9	4	7	57.1
16)	Atlanta	214	50	143	21	54	120	45.0	9	13	69.2
	Totals	2670	774	1649	247	697	1716	40.6	68	120	56.7

WEEK 9 / THROUGH SUNDAY, NOVEMBER 6, 2016

NFL / OFFENSE/TEAMS: FIRST DOWNS, THIRD DOWNS, FOURTH DOWNS

Rank	Team	FIRST DOWNS				THIRD DOWNS			FOURTH DOWNS		
		Total	Rush	Pass	Pen	Made	Att	Pct	Made	Att	Pct
1)	New Orleans	203	53	137	13	62	117	53.0	4	5	80.0
2)	Dallas	199	84	101	14	46	99	46.5	7	7	100.0
3)	Atlanta	215	63	141	11	42	101	41.6	7	11	63.6
4)	Washington	186	50	116	20	46	103	44.7	2	8	25.0
5t)	Cincinnati	183	52	110	21	38	103	36.9	4	6	66.7
5t)	Green Bay	183	47	112	24	53	107	49.5	2	6	33.3
7)	Arizona	182	49	116	17	48	114	42.1	1	3	33.3
8)	San Diego	199	55	124	20	50	117	42.7	2	6	33.3
9)	Oakland	198	55	121	22	46	122	37.7	4	7	57.1
10)	Indianapolis	196	57	117	22	49	119	41.2	4	8	50.0
11)	Tampa Bay	174	41	110	23	45	110	40.9	3	7	42.9
12)	Carolina	172	51	108	13	45	110	40.9	4	7	57.1
13)	Tennessee	193	70	103	20	57	119	47.9	2	5	40.0
14)	New England	169	54	96	19	51	108	47.2	3	5	60.0
15)	Jacksonville	168	34	112	22	32	102	31.4	5	10	50.0
16)	Detroit	185	44	117	24	46	105	43.8	5	6	83.3
17)	Philadelphia	156	52	89	15	34	104	32.7	6	9	66.7
18)	Chicago	153	40	107	6	33	94	35.1	1	7	14.3
19t)	Buffalo	152	65	70	17	36	102	35.3	5	8	62.5
19t)	Kansas City	152	40	104	8	41	112	36.6	5	7	71.4
19t)	Pittsburgh	152	35	105	12	43	106	40.6	4	11	36.4
22t)	Denver	169	51	98	20	40	114	35.1	5	8	62.5
22t)	New York Jets	169	49	100	20	46	120	38.3	4	8	50.0
24)	San Francisco	150	59	79	12	39	111	35.1	4	11	36.4
25)	Cleveland	168	44	110	14	45	118	38.1	4	8	50.0
26t)	Houston	148	49	88	11	46	119	38.7	2	9	22.2
26t)	New York Giants	148	34	98	16	34	99	34.3	3	7	42.9
28)	Baltimore	147	31	94	22	39	125	31.2	4	11	36.4
29)	Miami	143	51	79	13	33	93	35.5	0	4	0.0
30)	Seattle	125	33	83	9	34	92	37.0	2	4	50.0
31)	Minnesota	142	34	98	10	45	116	38.8	5	9	55.6
32)	Los Angeles	141	37	91	13	41	108	38.0	4	10	40.0
	Totals	5420	1563	3334	523	1385	3489	39.7	117	238	49.2

NFL / DEFENSE/OPPONENTS: FIRST DOWNS, THIRD DOWNS, FOURTH DOWNS

Rank	Team	FIRST DOWNS				THIRD DOWNS			FOURTH DOWNS		
		Total	Rush	Pass	Pen	Made	Att	Pct	Made	Att	Pct
1)	Baltimore	123	23	88	12	37	114	32.5	8	11	72.7
2)	Arizona	134	49	77	8	40	111	36.0	3	7	42.9
3)	Houston	138	52	74	12	36	106	34.0	0	5	0.0
4)	Minnesota	143	38	86	19	41	107	38.3	1	7	14.3
5t)	Philadelphia	152	50	82	20	37	99	37.4	5	13	38.5
5t)	Seattle	133	33	84	16	39	103	37.9	3	6	50.0
7)	Green Bay	155	35	107	13	36	98	36.7	7	9	77.8
8)	Denver	175	56	97	22	49	131	37.4	4	11	36.4
9)	Carolina	158	37	116	5	42	106	39.6	5	7	71.4
10)	Pittsburgh	160	46	97	17	39	107	36.4	3	7	42.9
11)	Kansas City	161	43	108	10	46	105	43.8	3	9	33.3
12t)	Jacksonville	162	54	86	22	51	121	42.1	4	7	57.1
12t)	Miami	162	50	92	20	33	107	30.8	3	6	50.0
12t)	Dallas	162	39	109	14	39	95	41.1	3	6	50.0
15)	Tennessee	183	43	121	19	45	114	39.5	2	4	50.0
16)	New York Jets	184	43	123	18	43	108	39.8	1	6	16.7
17)	Los Angeles	165	48	96	21	46	110	41.8	5	6	83.3
18t)	New England	166	46	104	16	43	106	40.6	4	13	30.8
18t)	Chicago	166	45	103	18	40	109	36.7	8	9	88.9
20t)	Oakland	187	54	111	22	36	108	33.3	2	6	33.3
20t)	San Diego	187	55	120	12	47	119	39.5	7	11	63.6
22t)	Cincinnati	168	45	105	18	41	101	40.6	1	5	20.0
22t)	New York Giants	168	48	107	13	54	133	40.6	4	8	50.0
24)	Buffalo	172	53	98	21	41	105	39.0	2	9	22.2
25)	Detroit	196	63	116	17	56	115	48.7	3	6	50.0
26)	Tampa Bay	177	49	114	14	38	104	36.5	4	5	80.0
27)	New Orleans	180	53	114	13	35	90	38.9	3	8	37.5
28)	San Francisco	182	79	89	14	55	118	46.6	1	3	33.3
29)	Cleveland	208	70	125	13	57	116	49.1	4	6	66.7
30)	Washington	185	58	106	21	45	98	45.9	4	7	57.1
31t)	Indianapolis	214	56	136	22	44	105	41.9	1	2	50.0
31t)	Atlanta	214	50	143	21	54	120	45.0	9	13	69.2
	Totals	5420	1563	3334	523	1385	3489	39.7	117	238	49.2

WEEK 9 / THROUGH SUNDAY, NOVEMBER 6, 2016**AFC / FIRST-DOWN PLAYS BY TEAMS**

Rank	Team	Yds/Play	Plays	Yards
1)	Miami	5.97	211	1259
2)	Jacksonville	5.76	235	1353
3)	Cleveland	5.72	248	1418
4)	New England	5.67	227	1287
5)	San Diego	5.61	271	1519
6)	Kansas City	5.59	223	1247
7)	Cincinnati	5.54	243	1346
8)	Buffalo	5.48	210	1150
9)	Tennessee	5.47	259	1417
10)	Denver	5.45	249	1357
11)	Indianapolis	5.35	269	1440
12)	Oakland	5.31	270	1433
13)	Baltimore	5.07	229	1161
14)	Houston	4.82	230	1109
15)	New York Jets	4.61	245	1129
16)	Pittsburgh	4.54	224	1017
	TOTAL	5.37	3843	20642

AFC / FIRST-DOWN PLAYS BY OPPONENTS

Rank	Team	Yds/Play	Plays	Yards
1)	Jacksonville	4.63	224	1037
2)	Baltimore	4.73	202	956
3)	Denver	4.80	259	1243
4)	New England	5.10	229	1168
5)	New York Jets	5.11	257	1313
6)	San Diego	5.26	265	1395
7)	Buffalo	5.54	235	1302
8)	Tennessee	5.55	255	1414
9)	Kansas City	5.55	232	1287
10)	Houston	5.55	213	1183
11)	Miami	5.65	234	1322
12)	Cleveland	5.71	271	1548
13)	Cincinnati	5.72	231	1321
14)	Pittsburgh	5.80	227	1316
15)	Indianapolis	5.97	284	1695
16)	Oakland	6.77	261	1768
	TOTAL	5.48	3879	21268

NFC / FIRST-DOWN PLAYS BY TEAMS

Rank	Team	Yds/Play	Plays	Yards
1)	Atlanta	7.92	278	2202
2)	Chicago	6.87	223	1533
3)	Washington	6.37	246	1566
4)	Carolina	6.16	246	1516
5)	New Orleans	5.95	256	1523
6)	Dallas	5.84	249	1454
7)	San Francisco	5.59	224	1252
8)	Philadelphia	5.56	227	1263
9)	Seattle	5.41	194	1050
10)	Arizona	5.39	255	1375
11)	Los Angeles	5.20	215	1119
12)	New York Giants	5.15	219	1127
13)	Detroit	5.10	241	1229
14)	Green Bay	4.88	237	1157
15)	Tampa Bay	4.76	246	1171
16)	Minnesota	4.29	211	906
	TOTAL	5.69	3767	21443

NFC / FIRST-DOWN PLAYS BY OPPONENTS

Rank	Team	Yds/Play	Plays	Yards
1)	Minnesota	4.33	220	952
2)	Los Angeles	4.41	231	1018
3)	Arizona	4.92	217	1068
4)	Seattle	5.17	200	1033
5)	Atlanta	5.20	273	1420
6)	Chicago	5.21	229	1192
7)	Philadelphia	5.39	221	1191
8)	Washington	5.64	239	1348
9)	Green Bay	5.70	212	1209
10)	Dallas	5.71	220	1256
11)	Carolina	5.94	233	1383
12)	Detroit	6.11	253	1547
13)	San Francisco	6.22	253	1573
14)	Tampa Bay	6.22	245	1524
15)	New York Giants	6.25	244	1525
16)	New Orleans	6.55	241	1578
	TOTAL	5.58	3731	20817

WEEK 9 / THROUGH SUNDAY, NOVEMBER 6, 2016**NFL / FIRST-DOWN PLAYS BY TEAMS**

Rank	Team	Yds/Play	Plays	Yards
1)	Atlanta	7.92	278	2202
2)	Chicago	6.87	223	1533
3)	Washington	6.37	246	1566
4)	Carolina	6.16	246	1516
5)	Miami	5.97	211	1259
6)	New Orleans	5.95	256	1523
7)	Dallas	5.84	249	1454
8)	Jacksonville	5.76	235	1353
9)	Cleveland	5.72	248	1418
10)	New England	5.67	227	1287
11)	San Diego	5.61	271	1519
12)	Kansas City	5.59	223	1247
13)	San Francisco	5.59	224	1252
14)	Philadelphia	5.56	227	1263
15)	Cincinnati	5.54	243	1346
16)	Buffalo	5.48	210	1150
17)	Tennessee	5.47	259	1417
18)	Denver	5.45	249	1357
19)	Seattle	5.41	194	1050
20)	Arizona	5.39	255	1375
21)	Indianapolis	5.35	269	1440
22)	Oakland	5.31	270	1433
23)	Los Angeles	5.20	215	1119
24)	New York Giants	5.15	219	1127
25)	Detroit	5.10	241	1229
26)	Baltimore	5.07	229	1161
27)	Green Bay	4.88	237	1157
28)	Houston	4.82	230	1109
29)	Tampa Bay	4.76	246	1171
30)	New York Jets	4.61	245	1129
31)	Pittsburgh	4.54	224	1017
32)	Minnesota	4.29	211	906
	TOTAL	5.53	7610	42085

NFL / FIRST-DOWN PLAYS BY OPPONENTS

Rank	Team	Yds/Play	Plays	Yards
1)	Minnesota	4.33	220	952
2)	Los Angeles	4.41	231	1018
3)	Jacksonville	4.63	224	1037
4)	Baltimore	4.73	202	956
5)	Denver	4.80	259	1243
6)	Arizona	4.92	217	1068
7)	New England	5.10	229	1168
8)	New York Jets	5.11	257	1313
9)	Seattle	5.17	200	1033
10)	Atlanta	5.20	273	1420
11)	Chicago	5.21	229	1192
12)	San Diego	5.26	265	1395
13)	Philadelphia	5.39	221	1191
14)	Buffalo	5.54	235	1302
15)	Tennessee	5.55	255	1414
16)	Kansas City	5.55	232	1287
17)	Houston	5.55	213	1183
18)	Washington	5.64	239	1348
19)	Miami	5.65	234	1322
20)	Green Bay	5.70	212	1209
21)	Dallas	5.71	220	1256
22)	Cleveland	5.71	271	1548
23)	Cincinnati	5.72	231	1321
24)	Pittsburgh	5.80	227	1316
25)	Carolina	5.94	233	1383
26)	Indianapolis	5.97	284	1695
27)	Detroit	6.11	253	1547
28)	San Francisco	6.22	253	1573
29)	Tampa Bay	6.22	245	1524
30)	New York Giants	6.25	244	1525
31)	New Orleans	6.55	241	1578
32)	Oakland	6.77	261	1768
	TOTAL	5.53	7610	42085

WEEK 9 / THROUGH SUNDAY, NOVEMBER 6, 2016

AFC / KICKOFFS (Receiving Team)

Rank	Team	TotKO	AdjKO	TB	TB%	EZ	EZ%	OB	I20	Avg.Start
1)	Indianapolis	58	55	36	65.5	45	77.6	1	2	27.3
2)	Baltimore	33	32	21	65.6	30	90.9	0	3	26.0
3)	Miami	43	41	25	61.0	35	81.4	0	6	25.8
4)	New York Jets	48	45	27	60.0	37	77.1	0	5	25.4
5)	New England	33	32	19	59.4	25	75.8	0	5	25.3
6)	Tennessee	51	46	29	63.0	33	64.7	2	3	24.8
7)	Cincinnati	41	41	27	65.9	35	85.4	0	5	24.5
8)	Buffalo	41	41	22	53.7	30	73.2	0	5	24.5
9)	Oakland	50	49	31	63.3	37	74.0	2	7	24.5
10)	Jacksonville	50	50	27	54.0	37	74.0	0	7	24.4
11)	Pittsburgh	40	40	28	70.0	34	85.0	0	4	24.3
12)	Houston	41	36	21	58.3	28	68.3	1	6	23.9
13)	Denver	43	43	30	69.8	41	95.3	0	7	23.7
14)	Kansas City	34	32	15	46.9	26	76.5	1	7	23.3
15)	San Diego	52	48	32	66.7	40	76.9	1	8	23.3
16)	Cleveland	50	50	33	66.0	36	72.0	0	10	22.8
	Totals	708	681	423	62.1	549	80.6	8	90	24.6

AFC / KICKOFFS (Kicking Team)

Rank	Team	TotKO	AdjKO	TB	TB%	EZ	EZ%	OB	I20	Avg.Start
1)	New England	44	42	23	54.8	30	68.2	0	9	23.0
2)	Denver	50	46	30	65.2	32	64.0	0	8	23.6
3)	Oakland	50	50	25	50.0	34	68.0	0	9	23.9
4)	Miami	37	37	23	62.2	27	73.0	0	5	23.9
5)	Indianapolis	54	53	36	67.9	43	79.6	0	7	24.1
6)	Houston	38	37	4	10.8	16	42.1	1	7	24.1
7)	Cincinnati	39	38	19	50.0	30	76.9	0	9	24.3
8)	Pittsburgh	38	35	26	74.3	32	84.2	0	2	24.4
9)	San Diego	60	60	48	80.0	54	90.0	0	4	24.5
10)	Buffalo	44	41	16	39.0	27	61.4	0	12	24.6
11)	Baltimore	38	38	25	65.8	28	73.7	0	3	24.9
12)	Jacksonville	35	29	25	86.2	27	77.1	2	1	25.2
13)	Cleveland	41	38	27	71.1	34	82.9	1	2	25.3
14)	New York Jets	43	42	24	57.1	34	79.1	0	7	25.7
15)	Tennessee	47	45	33	73.3	39	83.0	2	2	25.9
16)	Kansas City	44	41	25	61.0	34	77.3	1	4	26.8
	Totals	702	672	409	60.9	521	77.5	7	91	24.6

Note: Average team drive start DOES NOT include onside kicks or kickoffs at the end of a half unless either kickoff is returned for a touchdown. All other kickoffs (returned kickoffs, fair catches, touchback and kickoffs out of bounds) are included. Kickoffs resulting in the kicking team retaining possession are not included.

ADJ KO: Adjusted kickoffs are used to compute the Avg. Team Drive Start.

I20: The number of drives that start inside (not including) the 20 yd line.

WEEK 9 / THROUGH SUNDAY, NOVEMBER 6, 2016

NFC / KICKOFFS (Receiving Team)

Rank	Team	TotKO	AdjKO	TB	TB%	EZ	EZ%	OB	I20	Avg.Start
1)	Philadelphia	34	32	19	59.4	27	79.4	1	2	29.8
2)	Minnesota	32	28	14	50.0	22	68.8	0	2	26.3
3)	Washington	42	41	27	65.9	31	73.8	1	4	25.3
4)	Green Bay	44	44	31	70.5	34	77.3	1	4	25.2
5)	New York Giants	43	43	30	69.8	40	93.0	0	4	25.0
6)	San Francisco	52	49	35	71.4	44	84.6	0	5	25.0
7)	Dallas	35	32	24	75.0	26	74.3	0	1	24.9
8)	Seattle	30	29	13	44.8	20	66.7	0	4	24.9
9)	Carolina	43	41	24	58.5	30	69.8	0	6	24.9
10)	Atlanta	51	47	32	68.1	38	74.5	0	4	24.8
11)	Arizona	38	37	24	64.9	29	76.3	0	8	24.7
12)	Tampa Bay	48	48	39	81.3	43	89.6	0	6	23.6
13)	Chicago	44	42	25	59.5	30	68.2	0	7	23.5
14)	Detroit	46	46	24	52.2	36	78.3	0	10	23.3
15)	Los Angeles	36	36	21	58.3	30	83.3	0	6	23.3
16)	New Orleans	50	50	32	64.0	39	78.0	0	9	23.1
	Totals	668	645	414	64.2	519	80.5	3	82	24.7

NFC / KICKOFFS (Kicking Team)

Rank	Team	TotKO	AdjKO	TB	TB%	EZ	EZ%	OB	I20	Avg.Start
1)	Philadelphia	47	46	31	67.4	38	80.9	0	9	22.5
2)	Los Angeles	33	32	22	68.8	28	84.8	0	5	23.2
3)	Atlanta	64	64	48	75.0	58	90.6	0	10	23.4
4)	Carolina	46	45	33	73.3	38	82.6	0	6	23.6
5)	Chicago	33	32	15	46.9	29	87.9	0	7	23.8
6)	Tampa Bay	38	36	26	72.2	35	92.1	0	5	23.9
7)	Dallas	47	46	29	63.0	39	83.0	0	6	24.0
8)	Detroit	45	40	29	72.5	36	80.0	1	5	24.5
9)	San Francisco	39	37	17	45.9	23	59.0	0	6	24.6
10)	Seattle	34	34	25	73.5	31	91.2	0	2	24.8
11)	Arizona	38	37	26	70.3	33	86.8	0	3	24.9
12)	New Orleans	48	47	28	59.6	37	77.1	1	5	25.4
13)	New York Giants	37	35	22	62.9	24	64.9	1	2	25.9
14)	Minnesota	38	37	18	48.6	25	65.8	1	4	26.3
15)	Washington	44	44	35	79.5	39	88.6	0	2	27.1
16)	Green Bay	43	42	24	57.1	34	79.1	0	4	28.1
	Totals	674	654	428	65.4	547	83.6	4	81	24.7

Note: Average team drive start DOES NOT include onside kicks or kickoffs at the end of a half unless either kickoff is returned for a touchdown. All other kickoffs (returned kickoffs, fair catches, touchback and kickoffs out of bounds) are included. Kickoffs resulting in the kicking team retaining possession are not included.

ADJ KO: Adjusted kickoffs are used to compute the Avg. Team Drive Start.

I20: The number of drives that start inside (not including) the 20 yd line.

WEEK 9 / THROUGH SUNDAY, NOVEMBER 6, 2016

NFL / KICKOFFS (Receiving Team)

Rank	Team	TotKO	AdjKO	TB	TB%	EZ	EZ%	OB	I20	Avg.Start
1)	Philadelphia	34	32	19	59.4	27	79.4	1	2	29.8
2)	Indianapolis	58	55	36	65.5	45	77.6	1	2	27.3
3)	Minnesota	32	28	14	50.0	22	68.8	0	2	26.3
4)	Baltimore	33	32	21	65.6	30	90.9	0	3	26.0
5)	Miami	43	41	25	61.0	35	81.4	0	6	25.8
6)	New York Jets	48	45	27	60.0	37	77.1	0	5	25.4
7)	New England	33	32	19	59.4	25	75.8	0	5	25.3
8)	Washington	42	41	27	65.9	31	73.8	1	4	25.3
9)	Green Bay	44	44	31	70.5	34	77.3	1	4	25.2
10)	New York Giants	43	43	30	69.8	40	93.0	0	4	25.0
11)	San Francisco	52	49	35	71.4	44	84.6	0	5	25.0
12)	Dallas	35	32	24	75.0	26	74.3	0	1	24.9
13)	Seattle	30	29	13	44.8	20	66.7	0	4	24.9
14)	Carolina	43	41	24	58.5	30	69.8	0	6	24.9
15)	Tennessee	51	46	29	63.0	33	64.7	2	3	24.8
16)	Atlanta	51	47	32	68.1	38	74.5	0	4	24.8
17)	Arizona	38	37	24	64.9	29	76.3	0	8	24.7
18)	Cincinnati	41	41	27	65.9	35	85.4	0	5	24.5
19)	Buffalo	41	41	22	53.7	30	73.2	0	5	24.5
20)	Oakland	50	49	31	63.3	37	74.0	2	7	24.5
21)	Jacksonville	50	50	27	54.0	37	74.0	0	7	24.4
22)	Pittsburgh	40	40	28	70.0	34	85.0	0	4	24.3
23)	Houston	41	36	21	58.3	28	68.3	1	6	23.9
24)	Denver	43	43	30	69.8	41	95.3	0	7	23.7
25)	Tampa Bay	48	48	39	81.3	43	89.6	0	6	23.6
26)	Chicago	44	42	25	59.5	30	68.2	0	7	23.5
27)	Kansas City	34	32	15	46.9	26	76.5	1	7	23.3
28)	San Diego	52	48	32	66.7	40	76.9	1	8	23.3
29)	Detroit	46	46	24	52.2	36	78.3	0	10	23.3
30)	Los Angeles	36	36	21	58.3	30	83.3	0	6	23.3
31)	New Orleans	50	50	32	64.0	39	78.0	0	9	23.1
32)	Cleveland	50	50	33	66.0	36	72.0	0	10	22.8
	Totals	1376	1326	837	63.11068	80.5		11	172	24.7

Note: Average opponent drive start DOES NOT include inside kicks or kickoffs at the end of a half unless either kickoff is returned for a touchdown. All other kickoffs (returned kickoffs, fair catches, touchback and kickoffs out of bounds) are included. Kickoffs resulting in the kicking team retaining possession are not included.

ADJ KO: Adjusted kickoffs are used to compute the Avg. Team Drive Start.

I20: The number of drives that start inside (not including) the 20 yd line.

WEEK 9 / THROUGH SUNDAY, NOVEMBER 6, 2016

NFL / KICKOFFS (Kicking Team)

Rank	Team	TotKO	AdjKO	TB	TB%	EZ	EZ%	OB	I20	Avg.Start
1)	Philadelphia	47	46	31	67.4	38	80.9	0	9	22.5
2)	New England	44	42	23	54.8	30	68.2	0	9	23.0
3)	Los Angeles	33	32	22	68.8	28	84.8	0	5	23.2
4)	Atlanta	64	64	48	75.0	58	90.6	0	10	23.4
5)	Denver	50	46	30	65.2	32	64.0	0	8	23.6
6)	Carolina	46	45	33	73.3	38	82.6	0	6	23.6
7)	Chicago	33	32	15	46.9	29	87.9	0	7	23.8
8)	Oakland	50	50	25	50.0	34	68.0	0	9	23.9
9)	Miami	37	37	23	62.2	27	73.0	0	5	23.9
10)	Tampa Bay	38	36	26	72.2	35	92.1	0	5	23.9
11)	Dallas	47	46	29	63.0	39	83.0	0	6	24.0
12)	Indianapolis	54	53	36	67.9	43	79.6	0	7	24.1
13)	Houston	38	37	4	10.8	16	42.1	1	7	24.1
14)	Cincinnati	39	38	19	50.0	30	76.9	0	9	24.3
15)	Pittsburgh	38	35	26	74.3	32	84.2	0	2	24.4
16)	Detroit	45	40	29	72.5	36	80.0	1	5	24.5
17)	San Diego	60	60	48	80.0	54	90.0	0	4	24.5
18)	Buffalo	44	41	16	39.0	27	61.4	0	12	24.6
19)	San Francisco	39	37	17	45.9	23	59.0	0	6	24.6
20)	Seattle	34	34	25	73.5	31	91.2	0	2	24.8
21)	Arizona	38	37	26	70.3	33	86.8	0	3	24.9
22)	Baltimore	38	38	25	65.8	28	73.7	0	3	24.9
23)	Jacksonville	35	29	25	86.2	27	77.1	2	1	25.2
24)	Cleveland	41	38	27	71.1	34	82.9	1	2	25.3
25)	New Orleans	48	47	28	59.6	37	77.1	1	5	25.4
26)	New York Jets	43	42	24	57.1	34	79.1	0	7	25.7
27)	New York Giants	37	35	22	62.9	24	64.9	1	2	25.9
28)	Tennessee	47	45	33	73.3	39	83.0	2	2	25.9
29)	Minnesota	38	37	18	48.6	25	65.8	1	4	26.3
30)	Kansas City	44	41	25	61.0	34	77.3	1	4	26.8
31)	Washington	44	44	35	79.5	39	88.6	0	2	27.1
32)	Green Bay	43	42	24	57.1	34	79.1	0	4	28.1
Totals		1376	1326	837	63.11068	80.5		11	172	24.7

Note: Average team drive start DOES NOT include onside kicks or kickoffs at the end of a half unless either kickoff is returned for a touchdown. All other kickoffs (returned kickoffs, fair catches, touchback and kickoffs out of bounds) are included. Kickoffs resulting in the kicking team retaining possession are not included.

ADJ KO: Adjusted kickoffs are used to compute the Avg. Team Drive Start.

I20: The number of drives that start inside (not including) the 20 yd line.

WEEK 9 / THROUGH SUNDAY, NOVEMBER 6, 2016

TEAM RANKINGS

American Football Conference

Offense Defense

	Total	Rush	Pass	Total	Rush	Pass
Balt.	14	16	8	1	1	4
Buff.	13	1	16	8	11	6
Cin.	2	5	1	13	9	10
Cleve.	10	10	11	16	16	12
Denver	15	13	12	2	14	*1
Hou.	16	7	15	3	13	2
Ind.	7	12	6	15	8	16
Jax	8	15	7	4	10	3
K.C.	9	11	9	11	12	7
Miami	11	4	14	9	15	5
N.E.	3	6	5	6	6	8
Jets	12	8	13	5	2	11
Oak.	1	3	2	14	7	15
Pitt.	6	14	4	12	5	13
S.D.	5	9	3	10	3	14
Tenn.	4	2	10	7	4	9

National Football Conference

Offense Defense

	Total	Rush	Pass	Total	Rush	Pass
Ariz.	5	5	5	*1	10	1
Atl.	2	4	2	13	5	15
Car.	6	3	8	9	2	14
Chi.	8	11	6	8	9	7
Dallas	3	*1	11	7	3	8T
Det.	12	12	9	10	11	11
G.B.	9	10	12	5	*1	10
L.A.	15	14	13	6	8	5
Minn.	16	15	14	2	6	2
N.O.	*1	8	*1	15	13	16
Giants	10	16	4	12	7	12
Phil.	13	9	15	4	12	3
S.F.	14	2	16	16	16	6
Sea.	11	13	7	3	4	4
T.B.	7	7	10	14	14	13
Wash.	4	6	3	11	15	8T

National Football League

Offense Defense

	Total	Rush	Pass	Total	Rush	Pass
Ariz.	10	13	11	*1	16	3
Atl.	2	10	2	26	8	31
Balt.	27	28	20	2	2	7
Buff.	25	2	32	16	25	13
Car.	11	9	15	18	3	29
Chi.	15	24	12	12	14	12
Cin.	6	7	4	25	22	21
Cleve.	19	20	23	31	31	23
Dallas	3	*1	18	10	6	15T
Denver	28	23	25	4	29	*1
Det.	24	27	16	20	17	19
G.B.	16	19	19	8	*1	17
Hou.	30	11	30	5	28	2
Ind.	13	22	10	29	21	30
Jax	17	26	14	11	23	5
K.C.	18	21	21	21	27	14
L.A.	31	30	24	9	12	10
Miami	20	6	29	17	30	8
Minn.	32	31	27	3	9	4
N.E.	7	8	9	14	15	18
N.O.	*1	16	*1	30	19	32
Giants	21	32	6	23	10	25
Jets	23	12	26	13	4	22
Oak.	5	4	5	27	20	28
Phil.	26	17	28	7	18	6
Pitt.	12	25	8	24	13	24
S.D.	9	18	7	19	5	26
S.F.	29	5	31	32	32	11
Sea.	22	29	13	6	7	9
T.B.	14	15	17	28	24	27
Tenn.	8	3	22	15	11	20
Wash.	4	14	3	22	26	15T

T = Tied for position

* = League Leader

WEEK 9 / THROUGH SUNDAY, NOVEMBER 6, 2016

Team/Offense Rank (Within League)

BAL	BUF	CIN	CLE	DEN	HOU	IND	JAX	KC	MIA	NE	NYJ	OAK	PIT	SD	TEN		ARI	ATL	CAR	CHI	DAL	DET	GB	LA	MIN	NO	NYG	PHI	SF	SEA	TB	WAS
27	25	6	19	28	30	13	17	18	20	7	23	5	12	9	8	TYds/G	10	2	11	15	3	24	16	31	32	1	21	26	29	22	14	4
30	16	8	14	26	31	18	22	20	10	5	21	6	13	11	7	TYds/P	24	1	17	9	3	12	23	28	32	4	15	25	29	19	27	2
28	2	7	20	23	11	22	26	21	6	8	12	4	25	18	3	RYds/G	13	10	9	24	1	27	19	30	31	16	32	17	5	29	15	14
28	1	10	3	27	17	20	13	22	2	26	11	4	14	23	5	RshAvg	15	12	18	9	6	24	7	30	32	19	31	21	16	29	25	8
20	32	4	23	25	30	10	14	21	29	9	26	5	8	7	22	PsYd/G	11	2	15	12	18	16	19	24	27	1	6	28	31	13	17	3
31	29	6	24	20	32	18	27	17	14	2	23	12	16	7	8	PasAvg	25	1	15	11	3	13	28	19	22	4	10	21	30	9	26	5
17	6	7	24	15	28	16	27	3	26	1	32	5	21	18	23	%HdInt	20	9	30	10	4	12t	12t	31	2	11	22	14	29	8	25	19
10	30	31	29	18	12	32	13	19	28	21	17	1	5	20	6	Sac/PP	27	22	25	9	7	16	11	23	26	3	4	15	24	8	14	2
28	19t	5t	25	22t	26t	10	15	19t	29	14	22t	9	19t	8	13	1D/Gm	7	3	12	18	2	16	5t	32	31	1	26t	17	24	30	11	4
32	25	22	18	28	16	11	31	23	24	4	17	20	14	8	3	3D Eff	9	10	12t	27	5	7	2	19	15	1	29	30	26	21	12t	6
23t	8t	5t	14t	8t	30	14t	14t	4	32	10	14t	11t	23t	26t	21t	4D Eff	26t	7	11t	31	1	2	26t	21t	13	3	19t	5t	23t	14t	19t	29
30	13	32	22	15	11	26	25	2	10	19	24	14	18	27	23	PR Avg	31	7	29	8	21	4	5	17	6	9	28	3	20	12	16	1
2	23	8	30	11	28	4	14	18	3	26	6	24t	17	29	20	KR Avg	21	12	22	27	10	16	15	9	7	31	5	1	24t	19	32	13
9	28	21	16	13	5	1	7	17	14	26	31	6	22	24	19	GPntAv	32	10	4	29	12	3	27	15	30	2	8	20	18	23	11	25
25	17	27	13	7	24	5	6	10t	15	12	29	8	10t	23	28	NPntAv	32	9	14	30	26	1	16	3	22	2	21	20	19	18	4	31
25	8	21t	29	13	30	7	27	15	20	6	26	5	16	3	12	Pts/Gm	19	1	9	31	4	17	11	32	24	2	23	10	21t	28	18	14
1t	24	26	30	8	13t	1t	19t	13t	19t	19t	9	27t	31	6t	15t	FG%	27t	3	23	19t	11t	17	10	15t	25	29	4	6t	5	11t	32	18

Opponent/Defense Rank (Within League)

BAL	BUF	CIN	CLE	DEN	HOU	IND	JAX	KC	MIA	NE	NYJ	OAK	PIT	SD	TEN		ARI	ATL	CAR	CHI	DAL	DET	GB	LA	MIN	NO	NYG	PHI	SF	SEA	TB	WAS
2	16	25	31	4	5	29	11	21	17	14	13	27	24	19	15	TYds/G	1	26	18	12	10	20	8	9	3	30	23	7	32	6	28	22
5	17	25	30	1	10	29	6	19	14	12	20	31	26	15	22	TYds/P	2	18	21	9	16	24	13	7	3	32	8	11	27	4	28	23
2	25	22	31	29	28	21	23	27	30	15	4	20	13	5	11	RYds/G	16	8	3	14	6	17	1	12	9	19	10	18	32	7	24	26
3	14	23	27	22	24	28	12	30	26	16	5	29	18	8	17	RshAvg	9	11	1	10	19	20	2	7	13	21	6	25	32	4	15	31
7	13	21	23	1	2	30	5	14	8	18	22	28	24	26	20	PsYd/G	3	31	29	12	15t	19	17	10	4	32	25	6	11	9	27	15t
9	20	26	32	1	6	28	4	14	15	12	25	30	23	16	19	PasAvg	3	18	27	10	13	24	22	8	2	31	11	5	21	7	29	17
4	12	10	15	9	30	32	31	1	17	21	19	11	28	5	18	%HdInt	3	22	7	24	27	29	8	25t	2	25t	13	6	16	14	23	20
15	1	18	27	2	11	24	22	20	10	28	25	29	31	26	12	Sac/PP	7	19	5	13	16	14	6	23	9	30	32	4	21	3	17	8
1	24	22t	29	8	3	31t	12t	11	12t	18t	16	20t	10	20t	15	1D/Gm	2	31t	9	18t	12t	25	7	17	4	27	22t	5t	28	5t	26	30
2	15	21	32	11	4	25	26	27	1	20	19	3	6	17	16	3D Eff	5	28	18	8	23	31	9	24	13	14	22	10	30	12	7	29
28	5	4	25	10	1	15t	22t	7t	15t	6	3	7t	13t	24	15t	4D Eff	13t	26	27	32	15t	15t	29	31	2	11	15t	12	7t	15t	30	22t
28	1	15	13	8	26	21	19	3	18	6t	17	27	16	4	29	PR Avg	20	23	31	32	24	6t	14	2	12	11	30	25	22	10	5	9
10	14	23	24	1	19	15	8	30	6	4	26	16	17	18	28	KR Avg	5	9	3	22	21	13	31	12	29	25	11	2	7	20	27	32
9	4	18	17	32	15	28	23	13	1	6	5	19	3	16	24	GPntAv	12	30	25	31	8	10	11	20	22	27	21	26	14	2	7	29
19	5	24	20	30	13	32	29	2	1	7	21	8	6	23	18	NPntAv	25	28	31	27	10	4	17	16	11	12	26	14	22	3	15	9
9	14	19t	31	7	11t	27	25	8	16	3	24	21	13	26	22	Pts/Gm	4t	28	23	15	4t	17	18	11t	2	30	10	6	32	1	29	19t
1	31	8	3t	19t	28t	18	32	3t	10t	2	27	16	15	9	17	FG%	19t	24	5	26	19t	6t	28t	10t	19t	28t	25	13	14	6t	12	19t



TENNESSEE
TITANS

**LAST WEEK'S
PLAY-BY-PLAY**

National Football League Game Summary

NFL Copyright © 2016 by The National Football League. All rights reserved. This summary and play-by-play is for the express purpose of assisting media in their coverage of the game; any other use of this material is prohibited without the written permission of the National Football League. Updated: 11/7/2016

Date: Sunday, 11/6/2016

Tennessee Titans at San Diego Chargers
at Qualcomm Stadium, San Diego, CA

Start Time: 1:25 PM PT

Game Day Weather

Game Weather: Partly Cloudy
Played on Turf: Grass

Temp: 76° F (24.4° C) Humidity: 48%, Wind: W 6 mph

Officials

Referee: Allen, Brad (122) Umpire: Bryan, Fred (11) Head Linesman: Mello, Jim (48)
Line Judge: Symonette, Thomas (100) Side Judge: Meslow, David (118) Field Judge: Hill, Tom (97)
Back Judge: Hochuli, Shawn (83) Replay Official: Lapetina, Jim ()

Lineups

Tennessee Titans			San Diego Chargers				
Offense		Defense	Offense		Defense		
TE 82	D.Walker	DE 90	D.Jones	WR 15	D.Inman	DE 99	J.Bosa
TE 80	A.Fasano	DT 99	J.Casey	LT 77	K.Dunlap	NT 92	B.Mebane
LT 77	T.Lewan	OLB 91	D.Morgan	LG 74	O.Franklin	DT 71	D.Square
LG 62	B.Schwenke	ILB 55	S.Spence	C 68	M.Slauson	DT 94	C.Liuguet
C 60	B.Jones	ILB 54	A.Williamson	RG 76	D.Fluker	OLB 54	M.Ingram
RG 64	J.Kline	OLB 98	B.Orakpo	RT 72	J.Barksdale	ILB 56	K.Toomer
RT 78	J.Conklin	CB 20	P.Cox	TE 85	A.Gates	ILB 51	K.Emanuel
TE 71	D.Kelly	CB 23	B.McCain	WR 12	T.Benjamin	LCB 24	B.Flowers
WR 13	K.Wright	SS 21	D.Searcy	WR 16	Ty.Williams	RCB 26	C.Hayward
QB 8	M.Mariota	FS 24	D.Stafford	QB 17	P.Rivers	SS 31	A.Phillips
RB 29	D.Murray	CB 30	J.McCourty	RB 28	M.Gordon	FS 20	D.Lowery

Substitutions

K 4 R.Succop, P 6 B.Kern, WR 18 R.Matthews, WR 19 T.Sharpe, RB 26 A.Andrews, S 31 K.Byard, DB 35 C.Riley, CB 36 L.Sims, FB 45 J.Fowler, CB 47 A.Blake, LS 48 B.Brinkley, LB 50 N.Palmer, OLB 51 D.Bass, LB 59 W.Woodyard, WR 83 H.Douglas, WR 87 M.Mariani, TE 89 P.Supernaw, OLB 93 K.Dodd, DE 95 A.Blackson, DL 96 A.Woods, DL 97 K.Klug

Substitutions

K 2 J.Lambo, P 8 D.Kaser, QB 10 K.Clemens, S 23 D.McCoil, S 25 D.Stuckey, RB 27 K.Farrow, FB 34 D.Watt, CB 41 S.Williams, CB 42 T.Williams, TE 45 A.Cleveland, OLB 46 C.Landrum, LS 47 M.Windt, ILB 53 J.Perry, OLB 58 To.Williams, LB 59 D.King, C-G 73 S.Pulley, G-T 79 K.Wiggins, WR 83 G.Whalen, TE 84 S.McGrath, WR 88 J.Butler, WR 89 I.Burse, DE 93 D.Philon, DT 95 T.Palepoi

Did Not Play

QB 16 M.Cassel, RB 22 D.Henry, G 79 S.Tretola

Did Not Play

G-T 75 C.Hairston

Not Active

WR 10 T.McBride, S 25 R.Johnson, CB 28 C.Riggs, OLB 52 A.Wallace, G 67 Q.Spain, TE 88 J.Amaro, DL 94 Au.Johnson

Not Active

CB 29 C.Mager, S 37 J.Addae, ILB 52 D.Perryman, ILB 57 J.Brown, C 62 M.Tuerk, TE 86 H.Henry, OLB 97 J.Attaochu

Field Goals (made () & missed)

		J.Lambo	(32) (23) (36)				
		1	2	3	4	OT	Total
VISITOR:	Tennessee Titans	0	14	7	14	0	35
HOME:	San Diego Chargers	9	10	14	10	0	43

Scoring Plays

Team	Qtr	Time	Play Description (Extra Point) (Drive Info)	Visitor	Home
Chargers	1	10:02	A.Gates 13 yd. pass from P.Rivers (kick failed, wr) (9-75, 4:58)	0	6
Chargers	1	4:11	J.Lambo 32 yd. Field Goal (10-35, 4:44)	0	9
Chargers	2	14:18	Ty.Williams 6 yd. pass from P.Rivers (J.Lambo kick) (5-87, 2:51)	0	16
Titans	2	11:14	R.Matthews 16 yd. pass from M.Mariota (R.Succop kick) (8-75, 3:04)	7	16
Chargers	2	1:32	J.Lambo 23 yd. Field Goal (6-10, 0:52)	7	19
Titans	2	0:14	R.Matthews 7 yd. pass from M.Mariota (R.Succop kick) (7-75, 1:18)	14	19
Titans	3	12:19	M.Mariota 14 yd. run (R.Succop kick) (9-75, 2:41)	21	19
Chargers	3	5:28	M.Gordon 1 yd. run (J.Lambo kick) (14-75, 6:51)	21	26
Chargers	3	2:31	D.Lowery 36 yd. fumble return (J.Lambo kick)	21	33

National Football League Game Summary

NFL Copyright © 2016 by The National Football League. All rights reserved. This summary and play-by-play is for the express purpose of assisting media in their coverage of the game; any other use of this material is prohibited without the written permission of the National Football League. Updated: 11/7/2016

Titans	4	9:51	D.Walker 8 yd. pass from M.Mariota (R.Succop kick) (7-80, 2:59)	28	33
Chargers	4	6:05	J.Lambo 36 yd. Field Goal (7-57, 3:46)	28	36
Chargers	4	4:51	B.Flowers 33 yd. interception return (J.Lambo kick)	28	43
Titans	4	2:45	D.Murray 1 yd. run (R.Succop kick) (10-75, 2:06)	35	43
Paid Attendance: 52,281				Time: 3:20	

Final Team Statistics

	Visitor Titans	Home Chargers
TOTAL FIRST DOWNS	24	31
By Rushing	6	10
By Passing	15	16
By Penalty	3	5
THIRD DOWN EFFICIENCY	5-11-45%	5-11-45%
FOURTH DOWN EFFICIENCY	1-1-100%	0-0-0%
TOTAL NET YARDS	393	476
Total Offensive Plays (inc. times thrown passing)	62	73
Average gain per offensive play	6.3	6.5
NET YARDS RUSHING	80	208
Total Rushing Plays	19	39
Average gain per rushing play	4.2	5.3
Tackles for a loss-number and yards	4-6	3-8
NET YARDS PASSING	313	268
Times thrown - yards lost attempting to pass	0-0	1-7
Gross yards passing	313	275
PASS ATTEMPTS-COMPLETIONS-HAD INTERCEPTED	43-27-2	33-24-0
Avg gain per pass play (inc.# thrown passing)	7.3	7.9
KICKOFFS Number-In End Zone-Touchbacks	6-6-6	9-8-7
PUNTS Number and Average	4-45.5	3-46.7
Had Blocked	0	0
FGs - PATs Had Blocked	0-0	0-0
Net Punting Average	44.8	40.0
TOTAL RETURN YARDAGE (Not Including Kickoffs)	0	61
No. and Yards Punt Returns	1-0	2-3
No. and Yards Kickoff Returns	2-52	0-0
No. and Yards Interception Returns	0-0	2-58
PENALTIES Number and Yards	8-57	14-107
FUMBLES Number and Lost	1-1	0-0
TOUCHDOWNS	5	5
Rushing	2	1
Passing	3	2
Interceptions	0	1
Fumbles	0	1
EXTRA POINTS Made-Attempts	5-5	4-5
Kicking Made-Attempts	5-5	4-5
FIELD GOALS Made-Attempts	0-0	3-3
RED ZONE EFFICIENCY	5-5-100%	3-7-43%
GOAL TO GO EFFICIENCY	3-3-100%	2-3-67%
SAFETIES	0	0
FINAL SCORE	35	43
TIME OF POSSESSION	23:31	36:29

Final Individual Statistics

Tennessee Titans

RUSHING	ATT	YDS	AVG	LG	TD
D.Murray	14	51	3.6	13	1
A.Andrews	2	15	7.5	9	0
M.Mariota	3	14	4.7	14	1
Total	19	80	4.2	14	2

PASSING	ATT	CMP	YDS	SK/YD	TD	LG	IN	RT
M.Mariota	43	27	313	0/0	3	48	2	88.6
Total	43	27	313	0/0	3	48	2	88.6

PASS RECEIVING	TAR	REC	YDS	AVG	LG	TD
D.Murray	7	7	29	4.1	10	0
R.Matthews	10	6	63	10.5	16	2
D.Walker	9	5	42	8.4	20	1
T.Sharpe	8	4	58	14.5	29	0
K.Wright	5	2	64	32.0	48	0
H.Douglas	2	2	48	24.0	27	0
A.Fasano	1	1	9	9.0	9	0
Total	42	27	313	11.6	48	3

INTERCEPTIONS	NO	YDS	AVG	LG	TD
Total	0	0	0	0	0

PUNTING	NO	YDS	AVG	NET	TB	IN20	LG
B.Kern	4	182	45.5	44.8	0	1	55
Total	4	182	45.5	44.8	0	1	55

PUNT RETURNS	NO	YDS	AVG	FC	LG	TD
M.Mariani	1	0	0.0	1	0	0
[TOUCHBACK]	1	0	0.0	0	0	0
Total	1	0	0.0	1	0	0

KICKOFF RETURNS	NO	YDS	AVG	FC	LG	TD
M.Mariani	2	52	26.0	0	37	0
[TOUCHBACK]	7	0	0.0	0	0	0
Total	2	52	26.0	0	37	0

San Diego Chargers

RUSHING	ATT	YDS	AVG	LG	TD
M.Gordon	32	196	6.1	47	1
K.Farrow	4	15	3.8	5	0
P.Rivers	3	-3	-1.0	0	0
Total	39	208	5.3	47	1

PASSING	ATT	CMP	YDS	SK/YD	TD	LG	IN	RT
P.Rivers	33	24	275	1/7	2	35	0	117.6
Total	33	24	275	1/7	2	35	0	117.6

PASS RECEIVING	TAR	REC	YDS	AVG	LG	TD
Ty.Williams	7	6	65	10.8	19	1
D.Inman	9	6	56	9.3	17	0
A.Gates	9	5	75	15.0	17	1
M.Gordon	4	4	65	16.3	35	0
T.Benjamin	1	1	5	5.0	5	0
J.Butler	1	1	5	5.0	5	0
K.Farrow	2	1	4	4.0	4	0
Total	33	24	275	11.5	35	2

INTERCEPTIONS	NO	YDS	AVG	LG	TD
B.Flowers	1	33	33.0	33	1
C.Hayward	1	25	25.0	25	0
Total	2	58	29.0	33	1

PUNTING	NO	YDS	AVG	NET	TB	IN20	LG
D.Kaser	3	140	46.7	40.0	1	1	58
Total	3	140	46.7	40.0	1	1	58

PUNT RETURNS	NO	YDS	AVG	FC	LG	TD
I.Burse	2	3	1.5	2	3	0
Total	2	3	1.5	2	3	0

KICKOFF RETURNS	NO	YDS	AVG	FC	LG	TD
[TOUCHBACK]	6	0	0.0	0	0	0
Total	0	0	0.0	0	0	0

Tennessee Titans

FUMBLES	FUM	LOST	OWN-REC	YDS	TD	FORCED	OPP-REC	YDS	TD	OUT-BDS
M.Mariota	1	1	0	0	0	0	0	0	0	0
Total	1	1	0	0	0	0	0	0	0	0

San Diego Chargers

FUMBLES	FUM	LOST	OWN-REC	YDS	TD	FORCED	OPP-REC	YDS	TD	OUT-BDS
K.Toomer	0	0	0	0	0	1	0	0	0	0
D.Lowery	0	0	0	0	0	0	1	36	1	0
Total	0	0	0	0	0	1	1	36	1	0

First Quarter

SD wins toss, elects to Receive, and TEN elects to defend the East goal.

R.Succop kicks 65 yards from TEN 35 to end zone, Touchback.

San Diego Chargers at 15:00

1-10-SD 25	(15:00) (Shotgun) M.Gordon up the middle to SD 26 for 1 yard (J.Casey).	
2-9-SD 26	(14:25) (Shotgun) P.Rivers pass short right to D.Inman to SD 31 for 5 yards (J.McCourty).	
3-4-SD 31	(13:42) (Shotgun) P.Rivers pass short right to A.Gates to SD 48 for 17 yards (J.Casey).	P1
<u>1-10-SD 48</u>	(13:04) M.Gordon left end to TEN 47 for 5 yards (B.Orakpo). TEN-B.Orakpo was injured during the play.	
2-5-TEN 47	(12:34) (Shotgun) P.Rivers pass short left to Ty.Williams to TEN 35 for 12 yards (J.McCourty).	P2
<u>1-10-TEN 35</u>	(11:49) (Shotgun) P.Rivers pass short right to D.Inman pushed ob at TEN 24 for 11 yards (P.Cox).	P3
<u>1-10-TEN 24</u>	(11:11) (Shotgun) P.Rivers pass short left to T.Benjamin ran ob at TEN 19 for 5 yards (J.McCourty).	
2-5-TEN 19	(10:46) (Shotgun) M.Gordon up the middle to TEN 13 for 6 yards (K.Klug, A.Williamson).	R4
<u>1-10-TEN 13</u>	(10:07) (Shotgun) P.Rivers pass short left to A.Gates for 13 yards, TOUCHDOWN.	P5
	J.Lambo extra point is No Good, Wide Right, Center-M.Windt, Holder-K.Clemens.	

TEN 0 SD 6, 9 plays, 75 yards, 4:58 drive, 4:58 elapsed

J.Lambo kicks 60 yards from SD 35 to TEN 5. M.Mariani to TEN 20 for 15 yards (To.Williams).

PENALTY on TEN-K.Klug, Offensive Holding, 10 yards, enforced at TEN 20.

Tennessee Titans at 10:02, (1st play from scrimmage 9:54)

1-10-TEN 10	(9:54) M.Mariota pass incomplete short right to D.Walker.
2-10-TEN 10	(9:50) D.Murray right tackle to TEN 14 for 4 yards (K.Emanuel, K.Toomer).
3-6-TEN 14	(9:07) (Shotgun) M.Mariota pass incomplete short middle to D.Walker [J.Bosa].
4-6-TEN 14	(9:02) B.Kern punts 36 yards to 50, Center-B.Brinkley, fair catch by I.Burse.

San Diego Chargers at 8:55

1-10-50	(8:55) (Shotgun) P.Rivers pass short middle to D.Inman to TEN 33 for 17 yards (K.Byard).	P6
<u>1-10-TEN 33</u>	(8:32) (Shotgun) M.Gordon up the middle to TEN 29 for 4 yards (A.Williamson, J.Casey).	
2-6-TEN 29	(7:53) (Shotgun) P.Rivers pass incomplete short left to A.Gates. <i>Penalty on SD-J.Barksdale, Illegal Motion, declined.</i>	
3-6-TEN 29	(7:49) (Shotgun) P.Rivers pass short middle to A.Gates to TEN 16 for 13 yards (D.Morgan).	P7
<u>1-10-TEN 16</u>	(7:18) M.Gordon left tackle to TEN 18 for -2 yards (W.Woodyard).	
2-12-TEN 18	(6:42) (Shotgun) P.Rivers pass short right to M.Gordon to TEN 4 for 14 yards (J.McCourty, K.Byard).	P8
	<i>PENALTY on SD-D.Fluker, Unnecessary Roughness, 15 yards, enforced between downs.</i> Timeout #1 by SD at 06:03.	
<u>1-10-TEN 19</u>	(6:03) (Shotgun) P.Rivers pass incomplete deep left to D.Inman [B.Orakpo].	
2-10-TEN 19	(5:55) (Shotgun) P.Rivers pass short left to J.Butler to TEN 14 for 5 yards (J.McCourty). SD-J.Butler was injured during the play.	
3-5-TEN 14	(5:15) (Shotgun) P.Rivers pass short middle to M.Gordon to TEN 10 for 4 yards (J.Casey).	
4-1-TEN 10	(4:27) (Run formation) <i>PENALTY on SD-P.Rivers, Delay of Game, 5 yards, enforced at TEN 10 - No Play.</i>	
4-6-TEN 15	(4:15) J.Lambo 32 yard field goal is GOOD, Center-M.Windt, Holder-K.Clemens.	

TEN 0 SD 9, 10 plays, 35 yards, 4:44 drive, 10:49 elapsed

J.Lambo kicks 65 yards from SD 35 to end zone, Touchback.

Tennessee Titans at 4:11, (1st play from scrimmage 4:10)

1-10-TEN 25	(4:10) D.Murray right end to TEN 28 for 3 yards (K.Toomer, J.Bosa).
2-7-TEN 28	(3:30) D.Murray right tackle to TEN 34 for 6 yards (A.Phillips).
3-1-TEN 34	(2:54) D.Murray up the middle to TEN 32 for -2 yards (C.Liuget).
4-3-TEN 32	(2:17) B.Kern punts 55 yards to SD 13, Center-B.Brinkley, fair catch by I.Burse.

San Diego Chargers at 2:09

1-10-SD 13	(2:09) (Shotgun) P.Rivers pass short left to D.Inman to SD 26 for 13 yards (J.McCourty).	
	<i>PENALTY on SD-K.Dunlap, Offensive Holding, 6 yards, enforced at SD 13 - No Play.</i>	
1-16-SD 7	(1:47) (Shotgun) K.Farrow left guard to SD 12 for 5 yards (A.Williamson).	
2-11-SD 12	(1:14) (Shotgun) P.Rivers pass short left to D.Inman to SD 11 for -1 yards (P.Cox).	
	<i>PENALTY on TEN-B.McCain, Defensive Holding, 5 yards, enforced at SD 12 - No Play.</i>	X9
<u>1-10-SD 17</u>	(:49) (Shotgun) P.Rivers pass short right to A.Gates ran ob at SD 32 for 15 yards (K.Dodd).	P10

Tennessee Titans vs San Diego Chargers at Qualcomm Stadium

1-10-SD 32

(:12) (Shotgun) P.Rivers pass deep right to Ty.Williams to TEN 49 for 19 yards (P.Cox).

P11

END OF QUARTER

	Score	Time Poss	First Downs				Efficiencies	
			R	P	X	T	3 Down	4 Down
Tennessee Titans	0	3:09	0	0	0	0	0/2	0/0
San Diego Chargers	9	11:51	1	9	1	11	2/3	0/0

Second Quarter

11/6/2016

Play By Play

San Diego Chargers continued.

<u>1-10-TEN 49</u>	(15:00) M.Gordon up the middle pushed ob at TEN 6 for 43 yards (K.Byard).	R12
<u>1-6-TEN 6</u>	(14:22) (Shotgun) P.Rivers pass short middle to Ty.Williams for 6 yards, TOUCHDOWN.	P13
	J.Lambo extra point is GOOD, Center-M.Windt, Holder-K.Clemens.	
	<i>PENALTY on TEN-A.Blackson, Leverage, 15 yards, enforced between downs.</i>	

TEN 0 SD 16, 5 plays, 87 yards, 1 penalty, 2:51 drive, 0:42 elapsed
--

J.Lambo kicks 50 yards from 50 to end zone, Touchback.

Tennessee Titans at 14:18

1-10-TEN 25	(14:18) (Shotgun) M.Mariota pass deep left to D.Walker to TEN 45 for 20 yards (K.Toomer).	P1
<u>1-10-TEN 45</u>	(13:41) (Shotgun) A.Andrews left end to SD 46 for 9 yards (S.Williams).	
2-1-SD 46	(13:06) D.Murray left tackle to SD 41 for 5 yards (A.Phillips).	R2
	<i>PENALTY on SD-M.Ingram, Unsportsmanlike Conduct, 15 yards, enforced at SD 41.</i>	X3
<u>1-10-SD 26</u>	(12:34) M.Mariota pass incomplete short left to D.Walker (B.Flowers).	
2-10-SD 26	(12:27) (Shotgun) M.Mariota pass incomplete deep right to R.Matthews (A.Phillips).	
	Timeout #2 by SD at 12:26.	
3-10-SD 26	(12:26) (Shotgun) M.Mariota pass short middle to A.Fasano to SD 17 for 9 yards (K.Toomer). SD-J.Bosa was injured during the play.	
4-1-SD 17	(11:59) D.Murray up the middle to SD 16 for 1 yard (K.Emanuel).	R4
<u>1-10-SD 16</u>	(11:21) (Shotgun) M.Mariota pass short middle to R.Matthews for 16 yards, TOUCHDOWN.	P5
	R.Succop extra point is GOOD, Center-B.Brinkley, Holder-B.Kern.	

TEN 7 SD 16, 8 plays, 75 yards, 1 penalty, 3:04 drive, 3:46 elapsed
--

R.Succop kicks 65 yards from TEN 35 to end zone, Touchback.

San Diego Chargers at 11:14

1-10-SD 25	(11:14) (Shotgun) M.Gordon up the middle to SD 34 for 9 yards (D.Searcy).	
2-1-SD 34	(10:50) (Shotgun) M.Gordon right tackle to SD 38 for 4 yards (S.Spence, J.Casey).	R14
<u>1-10-SD 38</u>	(10:23) (Shotgun) M.Gordon left tackle to SD 41 for 3 yards (B.Orakpo).	
2-7-SD 41	(9:48) (Shotgun) P.Rivers pass short left to Ty.Williams to TEN 43 for 16 yards (D.Searcy).	P15
<u>1-10-TEN 43</u>	(9:18) (Shotgun) M.Gordon right guard to TEN 41 for 2 yards (D.Stafford, S.Spence).	
2-8-TEN 41	<i>(8:34) (Shotgun) PENALTY on SD-J.Barksdale, False Start, 4 yards, enforced at TEN 41 - No Play.</i>	
2-12-TEN 45	(8:10) (Shotgun) M.Gordon up the middle to TEN 49 for -4 yards (D.Morgan).	
3-16-TEN 49	(7:26) (Shotgun) P.Rivers sacked at SD 44 for -7 yards (W.Woodyard).	
4-23-SD 44	(6:55) D.Kaser punts 39 yards to TEN 17, Center-M.Windt, fair catch by M.Mariani.	
	<i>PENALTY on SD-K.Toomer, Offensive Holding, 10 yards, enforced at TEN 17.</i>	

Tennessee Titans at 6:51

1-10-TEN 27	(6:51) D.Murray right end to TEN 26 for -1 yards (To.Williams).	
2-11-TEN 26	(6:11) (Shotgun) A.Andrews up the middle to TEN 32 for 6 yards (D.King, D.Lowery).	
3-5-TEN 32	(5:28) (Shotgun) M.Mariota pass incomplete short middle to K.Wright.	
	<i>Penalty on TEN-K.Wright, Offensive Pass Interference, declined.</i>	
4-5-TEN 32	(5:22) B.Kern punts 46 yards to SD 22, Center-B.Brinkley, I.Burse to SD 25 for 3 yards (L.Sims, K.Byard).	
	<i>PENALTY on SD-D.McCoil, Unnecessary Roughness, 13 yards, enforced at SD 25.</i>	

San Diego Chargers at 5:13

1-10-SD 12	(5:13) (Shotgun) P.Rivers pass incomplete short left to A.Gates.	
	<i>PENALTY on TEN-K.Byard, Defensive Pass Interference, 5 yards, enforced at SD 12 - No Play.</i>	X16
<u>1-10-SD 17</u>	(5:08) M.Gordon up the middle to SD 26 for 9 yards (D.Searcy).	
	<i>PENALTY on SD-D.Fluker, Offensive Holding, 8 yards, enforced at SD 17 - No Play.</i>	
1-18-SD 9	(4:36) (Shotgun) M.Gordon up the middle to SD 28 for 19 yards (A.Williamson).	R17
<u>1-10-SD 28</u>	(4:00) K.Farrow up the middle to SD 32 for 4 yards (D.Jones, S.Spence).	
2-6-SD 32	(3:26) (Shotgun) P.Rivers pass short left to K.Farrow to SD 36 for 4 yards (S.Spence).	
3-2-SD 36	(2:49) (Shotgun) P.Rivers pass incomplete short right to A.Gates (K.Byard).	
4-2-SD 36	(2:42) D.Kaser punts 43 yards to TEN 21, Center-M.Windt, M.Mariani to TEN 21 for no gain.	

Tennessee Titans at 2:35

Tennessee Titans vs San Diego Chargers at Qualcomm Stadium

1-10-TEN 21 (2:35) M.Mariota pass deep right intended for D.Walker INTERCEPTED by C.Hayward at TEN 40. C.Hayward ran ob at TEN 15 for 25 yards (D.Kelly).

San Diego Chargers at 2:24

1-10-TEN 15 (2:24) (Shotgun) M.Gordon right end to TEN 8 for 7 yards (D.Jones, A.Williamson).

Two-Minute Warning

2-3-TEN 8 (2:00) (Shotgun) M.Gordon up the middle to TEN 4 for 4 yards (K.Byard, D.Jones).
Timeout #1 by TEN at 01:56.

R18

1-4-TEN 4 (1:56) M.Gordon right tackle to TEN 3 for 1 yard (A.Williamson, J.Casey).
Timeout #2 by TEN at 01:52.

2-3-TEN 3 (1:51) M.Gordon left guard to TEN 5 for -2 yards (K.Byard).
Timeout #3 by TEN at 01:47.

3-5-TEN 5 (1:46) (Shotgun) P.Rivers pass incomplete short middle to Ty.Williams [D.Jones].

4-5-TEN 5 **(1:35) J.Lambo 23 yard field goal is GOOD, Center-M.Windt, Holder-K.Clemens.**

TEN 7 SD 19, 6 plays, 10 yards, 0:52 drive, 13:28 elapsed

J.Lambo kicks 65 yards from SD 35 to end zone, Touchback.

Tennessee Titans at 1:32

1-10-TEN 25 (1:32) (Shotgun) M.Mariota pass deep left to K.Wright to TEN 41 for 16 yards (B.Flowers). P6

1-10-TEN 41 (1:11) (Shotgun) M.Mariota pass short right to R.Matthews to TEN 48 for 7 yards (S.Williams). SD-A.Phillips was injured during the play.
Timeout #3 by SD at 00:59.

2-3-TEN 48 (:59) (Shotgun) M.Mariota pass short middle to D.Murray to SD 45 for 7 yards (D.Stuckey). P7

1-10-SD 45 (:43) M.Mariota spiked the ball to stop the clock.

2-10-SD 45 (:43) (Shotgun) M.Mariota pass short left to D.Walker to SD 36 for 9 yards (B.Flowers).

3-1-SD 36 (:24) (Shotgun) M.Mariota pass deep left to T.Sharpe pushed ob at SD 7 for 29 yards (C.Hayward). P8

1-7-SD 7 **(:19) (Shotgun) M.Mariota pass short left to R.Matthews for 7 yards, TOUCHDOWN.** P9

R.Succop extra point is GOOD, Center-B.Brinkley, Holder-B.Kern.

TEN 14 SD 19, 7 plays, 75 yards, 1:18 drive, 14:46 elapsed

R.Succop kicks 65 yards from TEN 35 to end zone, Touchback.

San Diego Chargers at 0:14

1-10-SD 25 (:14) P.Rivers kneels to SD 24 for -1 yards.

END OF QUARTER

	Score	Time Poss	First Downs				Efficiencies	
			R	P	X	T	3 Down	4 Down
Tennessee Titans	14	6:11	2	6	1	9	1/3	1/1
San Diego Chargers	19	8:49	4	2	1	7	0/3	0/0

Third Quarter

11/6/2016

Play By Play

TEN elects to Receive, and SD elects to defend the West goal.

J.Lambo kicks 65 yards from SD 35 to end zone, Touchback.

Tennessee Titans at 15:00

1-10-TEN 25	(15:00) (Shotgun) M.Mariota pass incomplete deep left to R.Matthews.	
2-10-TEN 25	(14:55) (Shotgun) M.Mariota pass short left to T.Sharpe to TEN 37 for 12 yards (S.Williams, D.McCoil).	P10
1-10-TEN 37	(14:30) (Shotgun) M.Mariota pass short right to D.Walker to TEN 43 for 6 yards (D.Lowery).	
2-4-TEN 43	(14:07) (Shotgun) M.Mariota pass short left to T.Sharpe to 50 for 7 yards (S.Williams).	P11
1-10-50	(13:51) (Shotgun) M.Mariota pass short right to D.Murray to SD 45 for 5 yards (C.Liuget).	
2-5-SD 45	(13:17) (Shotgun) M.Mariota pass short left to T.Sharpe to SD 35 for 10 yards (S.Williams).	P12
1-10-SD 35	(12:57) (Shotgun) M.Mariota pass deep right to H.Douglas ran ob at SD 14 for 21 yards.	P13
1-10-SD 14	(12:32) (Shotgun) M.Mariota pass incomplete short middle to K.Wright (B.Flowers).	
2-10-SD 14	(12:28) (Shotgun) M.Mariota right end for 14 yards, TOUCHDOWN.	R14
	R.Succop extra point is GOOD, Center-B.Brinkley, Holder-B.Kern.	

TEN 21 SD 19, 9 plays, 75 yards, 2:41 drive, 2:41 elapsed

R.Succop kicks 65 yards from TEN 35 to end zone, Touchback.

San Diego Chargers at 12:19

1-10-SD 25	(12:19) (Shotgun) P.Rivers pass short right to D.Inman to SD 31 for 6 yards (P.Cox).	
2-4-SD 31	(11:55) (Shotgun) M.Gordon up the middle to SD 37 for 6 yards (D.Jones, A.Williamson).	R19
1-10-SD 37	(11:22) (Shotgun) P.Rivers pass incomplete short middle to D.Inman.	
	<i>PENALTY on TEN-B.McCain, Defensive Pass Interference, 12 yards, enforced at SD 37 - No Play.</i>	X20
1-10-SD 49	(11:16) (Shotgun) P.Rivers pass incomplete short left to A.Gates [J.Casey].	
2-10-SD 49	(11:10) (Shotgun) P.Rivers pass short right to M.Gordon to TEN 39 for 12 yards (D.Jones).	P21
1-10-TEN 39	(10:31) (Shotgun) P.Rivers pass short right to Ty.Williams to TEN 37 for 2 yards (P.Cox).	
2-8-TEN 37	(9:55) P.Rivers pass incomplete short middle to K.Farrow.	
3-8-TEN 37	(9:49) (Shotgun) P.Rivers pass incomplete short left to G.Whalen.	
	<i>PENALTY on TEN-J.McCourt, Defensive Holding, 5 yards, enforced at TEN 37 - No Play.</i>	X22
1-10-TEN 32	(9:45) (Shotgun) M.Gordon up the middle to TEN 32 for no gain (S.Spence).	
2-10-TEN 32	(9:01) (Shotgun) P.Rivers pass short right to D.Inman to TEN 21 for 11 yards (B.McCain).	P23
1-10-TEN 21	(8:27) M.Gordon up the middle to TEN 18 for 3 yards (D.Jones, A.Williamson).	
2-7-TEN 18	(7:45) (Shotgun) P.Rivers pass incomplete deep middle to A.Gates.	
3-7-TEN 18	(7:39) (Shotgun) P.Rivers pass short middle to A.Gates to TEN 1 for 17 yards (D.Searcy).	P24
1-1-TEN 1	(7:10) (Shotgun) M.Gordon up the middle to TEN 1 for no gain (D.Stafford).	
2-1-TEN 1	(6:27) M.Gordon left guard to TEN 1 for no gain (D.Jones).	
3-1-TEN 1	(5:43) (Shotgun) P.Rivers sacked at TEN 10 for -9 yards (J.Casey).	
	<i>PENALTY on TEN-D.Searcy, Defensive Holding, 0 yards, enforced at TEN 1 - No Play.</i>	X25
1-1-TEN 1	(5:35) M.Gordon up the middle for 1 yard, TOUCHDOWN.	R26
	J.Lambo extra point is GOOD, Center-M.Windt, Holder-K.Clemens.	

TEN 21 SD 26, 14 plays, 75 yards, 3 penalties, 6:51 drive, 9:32 elapsed

J.Lambo kicks 72 yards from SD 35 to TEN -7. M.Mariani to TEN 30 for 37 yards (S.Williams).

PENALTY on SD-A.Phillips, Illegal Substitution, 5 yards, enforced at TEN 30.

Tennessee Titans at 5:28, (1st play from scrimmage 5:22)

1-10-TEN 35	(5:22) D.Murray left guard to TEN 35 for no gain (B.Flowers).	
2-10-TEN 35	(4:47) (Shotgun) D.Murray up the middle to TEN 43 for 8 yards (J.Perry).	
	<i>PENALTY on SD-J.Bosa, Defensive Offside, 5 yards, enforced at TEN 35 - No Play.</i>	
2-5-TEN 40	(4:25) (Shotgun) <i>PENALTY on SD-J.Bosa, Neutral Zone Infraction, 5 yards, enforced at TEN 40 - No Play.</i>	X15
1-10-TEN 45	(4:00) M.Mariota pass incomplete deep left to R.Matthews (D.Lowery).	
2-10-TEN 45	(3:53) (Shotgun) D.Murray right end to SD 42 for 13 yards (K.Toomer).	R16
1-10-SD 42	(3:14) <i>PENALTY on TEN-D.Walker, False Start, 5 yards, enforced at SD 42 - No Play.</i>	
1-15-SD 47	(2:51) M.Mariota pass incomplete short left to R.Matthews.	
2-15-SD 47	(2:44) (Shotgun) M.Mariota right end to SD 49 for -2 yards (K.Toomer). FUMBLES (K.Toomer), touched at SD 49, RECOVERED by SD -D.Lowery at TEN 36. D.Lowery for 36 yards, TOUCHDOWN.	

Tennessee Titans vs San Diego Chargers at Qualcomm Stadium

San Diego Chargers at 2:31

J.Lambo extra point is GOOD, Center-M.Windt, Holder-K.Clemens.

TEN 21 SD 33, 0 plays, 36 yards, 0:00 drive , 12:29 elapsed
--

J.Lambo kicks 65 yards from SD 35 to end zone, Touchback.

Tennessee Titans at 2:31

- 1-10-TEN 25 (2:31) D.Murray left end to TEN 28 for 3 yards (C.Liuget, K.Emanuel).
- 2-7-TEN 28 (1:46) (Shotgun) D.Murray up the middle to TEN 34 for 6 yards (M.Ingram).
- 3-1-TEN 34 (1:06) D.Murray up the middle to TEN 33 for -1 yards (B.Flowers).
- 4-2-TEN 33 (:30) B.Kern punts 45 yards to SD 22, Center-B.Brinkley. I.Burse to SD 22 for no gain (N.Palmer).

San Diego Chargers at 0:17

- 1-10-SD 22 (:17) (Shotgun) M.Gordon left guard to SD 24 for 2 yards (K.Byard).

END OF QUARTER

	Score	Time Poss	First Downs				Efficiencies	
			R	P	X	T	3 Down	4 Down
Tennessee Titans	21	7:52	2	4	1	7	0/1	0/0
San Diego Chargers	33	7:08	2	3	3	8	1/1	0/0

Fourth Quarter

11/6/2016

Play By Play

San Diego Chargers continued.

2-8-SD 24	(15:00) (Shotgun) P.Rivers pass short middle to Ty.Williams to SD 34 for 10 yards (J.McCourty).	P27
<u>1-10-SD 34</u>	(14:25) (Shotgun) M.Gordon right guard to SD 36 for 2 yards (D.Jones, K.Byard).	
2-8-SD 36	(13:44) (Shotgun) P.Rivers pass incomplete short right to D.Inman [D.Jones].	
3-8-SD 36	(13:39) (Shotgun) P.Rivers pass short left to D.Inman to SD 42 for 6 yards (J.McCourty, K.Byard).	
4-2-SD 42	(12:58) D.Kaser punts 58 yards to end zone, Center-M.Windt, Touchback.	

Tennessee Titans at 12:50

1-10-TEN 20	(12:50) (Shotgun) M.Mariota pass short left to D.Walker to TEN 19 for -1 yards (B.Flowers).	
2-11-TEN 19	(12:21) (Shotgun) M.Mariota pass short middle to R.Matthews to TEN 29 for 10 yards (K.Toomer, J.Perry).	
3-1-TEN 29	(12:00) (Shotgun) M.Mariota pass short middle to K.Wright pushed ob at SD 23 for 48 yards (D.Lowery, C.Hayward).	P17
<u>1-10-SD 23</u>	(11:36) (Shotgun) M.Mariota pass short right to D.Walker to SD 14 for 9 yards (A.Phillips).	
	<i>PENALTY on SD, Defensive 12 On-field, 5 yards, enforced at SD 23 - No Play.</i>	
1-5-SD 18	(11:17) (Shotgun) M.Mariota pass short left to D.Murray to SD 18 for no gain (K.Toomer).	
2-5-SD 18	(10:44) (Shotgun) M.Mariota pass incomplete deep left to T.Sharpe.	
3-5-SD 18	(10:39) (Shotgun) M.Mariota pass short left to D.Murray to SD 8 for 10 yards (T.Williams).	P18
<u>1-8-SD 8</u>	(9:55) (Shotgun) M.Mariota pass short middle to D.Walker for 8 yards, TOUCHDOWN.	P19
	R.Succop extra point is GOOD, Center-B.Brinkley, Holder-B.Kern.	

TEN 28 SD 33, 7 plays, 80 yards, 1 penalty, 2:59 drive, 5:09 elapsed

R.Succop kicks 65 yards from TEN 35 to end zone, Touchback.

San Diego Chargers at 9:51

1-10-SD 25	(9:51) (Shotgun) <i>PENALTY on SD-S.Pulley, False Start, 5 yards, enforced at SD 25 - No Play.</i>	
1-15-SD 20	(9:51) (Shotgun) M.Gordon right end to SD 35 for 15 yards (B.McCain).	R28
<u>1-10-SD 35</u>	(9:06) (Shotgun) M.Gordon right end to SD 38 for 3 yards (P.Cox).	
2-7-SD 38	(8:20) (Shotgun) P.Rivers pass short left to M.Gordon pushed ob at TEN 27 for 35 yards (D.Stafford).	P29
<u>1-10-TEN 27</u>	(7:39) (Shotgun) K.Farrow up the middle to TEN 24 for 3 yards (J.McCourty, K.Byard).	
2-7-TEN 24	(6:59) (Shotgun) P.Rivers pass incomplete deep left to D.Inman.	
3-7-TEN 24	(6:53) (Shotgun) M.Gordon up the middle to TEN 18 for 6 yards (W.Woodyard).	
	Timeout #1 by SD at 06:10.	
4-1-TEN 18	(6:10) J.Lambo 36 yard field goal is GOOD, Center-M.Windt, Holder-K.Clemens.	

TEN 28 SD 36, 7 plays, 57 yards, 3:46 drive, 8:55 elapsed
--

J.Lambo kicks 65 yards from SD 35 to end zone, Touchback.

Tennessee Titans at 6:05

1-10-TEN 25	(6:05) (Shotgun) M.Mariota right end to TEN 27 for 2 yards (D.Lowery).	
2-8-TEN 27	(5:45) (Shotgun) M.Mariota pass short right to D.Murray to TEN 29 for 2 yards (D.Lowery).	
3-6-TEN 29	(5:01) (Shotgun) M.Mariota pass short left intended for K.Wright INTERCEPTED by B.Flowers at TEN 33. B.Flowers for 33 yards, TOUCHDOWN.	

San Diego Chargers at 4:51

J.Lambo extra point is GOOD, Center-M.Windt, Holder-K.Clemens.

TEN 28 SD 43, 0 plays, 33 yards, 0:00 drive, 10:09 elapsed

J.Lambo kicks 65 yards from SD 35 to end zone, Touchback.

Tennessee Titans at 4:51

1-10-TEN 25	(4:51) (Shotgun) M.Mariota pass short right to D.Murray to TEN 27 for 2 yards (D.McCoil).	
2-8-TEN 27	(4:32) (Shotgun) M.Mariota pass deep middle to H.Douglas ran ob at SD 46 for 27 yards (C.Hayward).	P20
<u>1-10-SD 46</u>	(4:23) (Shotgun) M.Mariota pass incomplete deep left to T.Sharpe.	
2-10-SD 46	(4:15) (Shotgun) M.Mariota pass incomplete short left to T.Sharpe.	
3-10-SD 46	(4:09) (Shotgun) M.Mariota pass short left to R.Matthews to SD 32 for 14 yards (T.Williams).	P21
	<i>Penalty on SD-T.Williams, Defensive Pass Interference, declined.</i>	
<u>1-10-SD 32</u>	(3:58) (Shotgun) M.Mariota pass incomplete deep left to T.Sharpe.	
2-10-SD 32	(3:56) (Shotgun) M.Mariota pass short right to R.Matthews to SD 23 for 9 yards (D.McCoil).	
3-1-SD 23	(3:26) (Shotgun) D.Murray up the middle to SD 10 for 13 yards (K.Toomer).	R22
	Timeout #2 by SD at 03:03.	

Tennessee Titans vs San Diego Chargers at Qualcomm Stadium

1-10-SD 10 (3:03) (Shotgun) M.Mariota pass short left to D.Murray pushed ob at SD 7 for 3 yards (T.Williams).

2-7-SD 7 (2:57) (Shotgun) M.Mariota pass incomplete short right to T.Sharpe.

PENALTY on SD-C.Hayward, Defensive Pass Interference, 6 yards, enforced at SD 7 - No Play.

X23

1-1-SD 1 **(2:53) D.Murray up the middle for 1 yard, TOUCHDOWN.**

R24

R.Succop extra point is GOOD, Center-B.Brinkley, Holder-B.Kern.

TEN 35 SD 43, 10 plays, 75 yards, 1 penalty, 2:06 drive, 12:15 elapsed

R.Succop kicks 65 yards from TEN 35 to end zone, Touchback.

San Diego Chargers at 2:45

1-10-SD 25 (2:45) M.Gordon right end to SD 25 for no gain (S.Spence).

Timeout #1 by TEN at 02:40.

2-10-SD 25 (2:40) K.Farrow left end to SD 28 for 3 yards (J.Casey).

Timeout #2 by TEN at 02:37.

3-7-SD 28 (2:37) M.Gordon left tackle ran ob at TEN 25 for 47 yards (J.McCourty).

R30

Timeout #3 by SD at 02:27.

1-10-TEN 25 (2:27) M.Gordon up the middle to TEN 22 for 3 yards (B.Orakpo).

Timeout #3 by TEN at 02:22.

2-7-TEN 22 (2:22) M.Gordon up the middle to TEN 16 for 6 yards (J.Casey).

Two-Minute Warning

3-1-TEN 16 (2:00) M.Gordon up the middle to TEN 14 for 2 yards (W.Woodyard).

R31

1-10-TEN 14 (1:14) P.Rivers kneels to TEN 16 for -2 yards.

2-12-TEN 16 (:37) P.Rivers kneels to TEN 16 for no gain.

END OF QUARTER

	Score	Time Poss	First Downs				Efficiencies	
			R	P	X	T	3 Down	4 Down
Tennessee Titans	35	6:19	2	5	1	8	4/5	0/0
San Diego Chargers	43	8:41	3	2	0	5	2/4	0/0

Ball Possession And Drive Chart

Tennessee Titans

#	Time Recd	Time Lost	Time Poss	How Ball Obtained	Drive Began	# Play	Yds Gain	Yds Pen	Net Yds	1st Down	Last Scrm	How Given Up
1	10:02	8:55	1:07	Kickoff	TEN 10	3	4	0	4	0	TEN 14	Punt
2	4:11	2:09	2:02	Kickoff	TEN 25	3	7	0	7	0	TEN 32	Punt
3	14:18	11:14	3:04	Kickoff	TEN 25	8	60	15	75	5	* SD 16	Touchdown
4	6:51	5:13	1:38	Punt	TEN 27	3	5	0	5	0	TEN 32	Punt
5	2:35	2:24	0:11	Punt	TEN 21	1	0	0	0	0	TEN 21	Interception
6	1:32	0:14	1:18	Kickoff	TEN 25	7	75	0	75	4	* SD 7	Touchdown
7	15:00	12:19	2:41	Kickoff	TEN 25	9	75	0	75	5	* SD 14	Touchdown
8	5:28	2:31	2:57	Kickoff	TEN 35	5	11	5	16	2	SD 47	Fumble
9	2:31	0:17	2:14	Kickoff	TEN 25	3	8	0	8	0	TEN 33	Punt
10	12:50	9:51	2:59	Punt	TEN 20	7	75	5	80	3	* SD 8	Touchdown
11	6:05	4:51	1:14	Kickoff	TEN 25	3	4	0	4	0	TEN 29	Interception
12	4:51	2:45	2:06	Kickoff	TEN 25	10	69	6	75	5	* SD 1	Touchdown

(288) Average TEN 24

San Diego Chargers

#	Time Recd	Time Lost	Time Poss	How Ball Obtained	Drive Began	# Play	Yds Gain	Yds Pen	Net Yds	1st Down	Last Scrm	How Given Up
1	15:00	10:02	4:58	Kickoff	SD 25	9	75	0	75	5	* TEN 13	Touchdown
2	8:55	4:11	4:44	Punt	50	10	55	-20	35	3	* TEN 15	Field Goal
3	2:09	14:18	2:51	Punt	SD 13	5	88	-1	87	5	* TEN 6	Touchdown
4	11:14	6:51	4:23	Kickoff	SD 25	7	23	-4	19	2	SD 44	Punt
5	5:13	2:35	2:38	Punt	SD 12	4	27	-3	24	2	SD 36	Punt
6	2:24	1:32	0:52	Interception	TEN 15	6	10	0	10	1	* TEN 5	Field Goal
7	0:14	0:00	0:14	Kickoff	SD 25	1	-1	0	-1	0	SD 25	End of Half
8	12:19	5:28	6:51	Kickoff	SD 25	14	58	17	75	8	* TEN 1	Touchdown
9	0:17	12:50	2:27	Punt	SD 22	5	20	0	20	1	SD 42	Punt
10	9:51	6:05	3:46	Kickoff	SD 25	7	62	-5	57	2	* TEN 18	Field Goal
11	2:45	0:00	2:45	Kickoff	SD 25	8	59	0	59	2	* TEN 16	End of Game

(332) Average SD 30

* inside opponent's 20

Time of Possession by Quarter		1st	2nd	3rd	4th	OT	Total
Visitor	Tennessee Titans	3:09	6:11	7:52	6:19		23:31
Home	San Diego Chargers	11:51	8:49	7:08	8:41		36:29
Kickoff Drive No.-Start Average		Titans: 9 - TEN 24		Chargers: 6 - SD 25			

Miscellaneous Statistics Report

Tennessee Titans vs San Diego Chargers
11/6/2016 at Qualcomm Stadium

Ten Longest Plays for Tennessee Titans

Yards	Qtr	Play Start	Play Description
48	4	3-1-TEN 29	(12:00) (Shotgun) M.Mariota pass short middle to K.Wright pushed ob at SD 23 for 48 yards (D.Lowery, C.Hayward).
29	2	3-1-SD 36	(:24) (Shotgun) M.Mariota pass deep left to T.Sharpe pushed ob at SD 7 for 29 yards (C.Hayward).
27	4	2-8-TEN 27	(4:32) (Shotgun) M.Mariota pass deep middle to H.Douglas ran ob at SD 46 for 27 yards (C.Hayward).
21	3	1-10-SD 35	(12:57) (Shotgun) M.Mariota pass deep right to H.Douglas ran ob at SD 14 for 21 yards.
20	2	1-10-TEN 25	(14:18) (Shotgun) M.Mariota pass deep left to D.Walker to TEN 45 for 20 yards (K.Toomer).
20	2	2-1-SD 46	(13:06) D.Murray left tackle to SD 41 for 5 yards (A.Phillips). PENALTY on SD-M.Ingram, Unsportsmanlike Conduct, 15 yards, enforced at SD 41.
16	2	1-10-SD 16	(11:21) (Shotgun) M.Mariota pass short middle to R.Matthews for 16 yards, TOUCHDOWN.
16	2	1-10-TEN 25	(1:32) (Shotgun) M.Mariota pass deep left to K.Wright to TEN 41 for 16 yards (B.Flowers).
14	3	2-10-SD 14	(12:28) (Shotgun) M.Mariota right end for 14 yards, TOUCHDOWN.
14	4	3-10-SD 46	(4:09) (Shotgun) M.Mariota pass short left to R.Matthews to SD 32 for 14 yards (T.Williams). Penalty on SD-T.Williams, Defensive Pass Interference, declined.

Ten Longest Plays for San Diego Chargers

Yards	Qtr	Play Start	Play Description
47	4	3-7-SD 28	(2:37) M.Gordon left tackle ran ob at TEN 25 for 47 yards (J.McCourtly).
43	2	1-10-TEN 49	(15:00) M.Gordon up the middle pushed ob at TEN 6 for 43 yards (K.Byard).
35	4	2-7-SD 38	(8:20) (Shotgun) P.Rivers pass short left to M.Gordon pushed ob at TEN 27 for 35 yards (D.Stafford).
19	1	1-10-SD 32	(:12) (Shotgun) P.Rivers pass deep right to Ty.Williams to TEN 49 for 19 yards (P.Cox).
19	2	1-18-SD 9	(4:36) (Shotgun) M.Gordon up the middle to SD 28 for 19 yards (A.Williamson).
17	1	3-4-SD 31	(13:42) (Shotgun) P.Rivers pass short right to A.Gates to SD 48 for 17 yards (J.Casey).
17	1	1-10-50	(8:55) (Shotgun) P.Rivers pass short middle to D.Inman to TEN 33 for 17 yards (K.Byard).
17	3	3-7-TEN 18	(7:39) (Shotgun) P.Rivers pass short middle to A.Gates to TEN 1 for 17 yards (D.Searcy).
16	2	2-7-SD 41	(9:48) (Shotgun) P.Rivers pass short left to Ty.Williams to TEN 43 for 16 yards (D.Searcy).
15	1	1-10-SD 17	(:49) (Shotgun) P.Rivers pass short right to A.Gates ran ob at SD 32 for 15 yards (K.Dodd).

Touchdown Scoring Information

		Offense	Defense	Special Teams
VISITOR	Tennessee Titans	5	0	0
HOME	San Diego Chargers	3	2	0

Player Scoring Information

Club	Player	TD	Rush TD	Rec TD	KO TD	Punt TD	Int TD	Fum TD	Misc TD	FG	XP	2Pt Rush	2Pt Rec	Sfty	Points
TEN	R.Matthews	0	0	2	0	0	0	0	0	0	0	0	0	0	12
TEN	M.Mariota	0	1	0	0	0	0	0	0	0	0	0	0	0	6
TEN	D.Murray	0	1	0	0	0	0	0	0	0	0	0	0	0	6
TEN	D.Walker	0	0	1	0	0	0	0	0	0	0	0	0	0	6
TEN	R.Succop	0	0	0	0	0	0	0	0	0	5	0	0	0	5
SD	J.Lambo	0	0	0	0	0	0	0	0	3	4	0	0	0	13
SD	M.Gordon	0	1	0	0	0	0	0	0	0	0	0	0	0	6
SD	A.Gates	0	0	1	0	0	0	0	0	0	0	0	0	0	6
SD	Ty.Williams	0	0	1	0	0	0	0	0	0	0	0	0	0	6
SD	B.Flowers	0	0	0	0	0	1	0	0	0	0	0	0	0	6

Possession Detail

	First Half		Second Half		Game	
	Visitor	Home	Visitor	Home	Visitor	Home
Largest Lead	0	16	2	15	2	16
Drives Leading	0	6	0	3	0	9
Time of Possession Leading	0:00	15:42	0:00	8:58	0:00	24:40
Largest Deficit	-16	0	-15	-2	-16	-2
Drives Trailing	6	0	6	1	12	1
Time of Possession Trailing	9:20	0:00	14:11	6:51	23:31	6:51
Times Score Tied Up		0		0		0
Lead Changes		1		2		3

Playtime Percentage

Percent of playtime per player on offense, defense and special teams

Tennessee Titans					San Diego Chargers						
		Offense	Defense	Special Teams			Offense	Defense	Special Teams		
B Schwenke	C	65	100%	5	15%	K Dunlap	T	80	100%	8	24%
J Kline	G	65	100%	5	15%	M Slauson	C	80	100%	8	24%
J Conklin	T	65	100%	4	12%	J Barksdale	T	80	100%	8	24%
B Jones	C	65	100%	1	3%	D Fluker	G	80	100%	8	24%
M Mariota	QB	65	100%			P Rivers	QB	80	100%		
T Lewan	T	65	100%			D Inman	WR	76	95%	1	3%
D Murray	RB	62	95%			T Williams	WR	66	82%	1	3%
R Matthews	WR	58	89%			A Gates	TE	66	82%		
T Sharpe	WR	54	83%			M Gordon	RB	65	81%		
D Walker	TE	52	80%			O Franklin	G	61	76%	6	18%
K Wright	WR	44	68%			G Whalen	WR	49	61%	16	47%
A Fasano	TE	23	35%	5	15%	S Pulley	C	19	24%	8	24%
H Douglas	WR	9	14%			S McGrath	TE	17	21%	17	50%
P Supernaw	TE	6	9%	18	53%	K Farrow	RB	15	19%	1	3%
A Andrews	RB	6	9%	17	50%	K Wiggins	G	11	14%	13	38%
D Kelly	T	6	9%	5	15%	J Butler	WR	10	12%		
J Fowler	FB	5	8%	5	15%	D Watt	FB	9	11%	19	56%
J McCourty	CB		78 98%	1	3%	A Cleveland	TE	8	10%	6	18%
P Cox	CB		68 85%	7	21%	T Benjamin	WR	7	9%		
D Morgan	LB		68 85%			I Burse	WR	1	1%	10	29%
B McCain	CB		66 82%	9	26%	K Toomer	LB		64 98%	6	18%
D Searcy	SS		64 80%	8	24%	C Hayward	CB		64 98%	1	3%
B Orakpo	LB		64 80%			B Flowers	CB		64 98%		
J Casey	DT		63 79%	8	24%	D Lowery	FS		63 97%	3	9%
D Stafford	SS		60 75%	9	26%	M Ingram	LB		55 85%	5	15%
A Williamson	LB		59 74%	8	24%	J Bosa	DE		51 78%		
S Spence	LB		57 71%	12	35%	A Phillips	SS		50 77%	7	21%
D Jones	DE		56 70%	13	38%	C Liuget	DT		47 72%	5	15%
K Byard	FS		49 61%	28	82%	D McCoil	FS		33 51%	20	59%
W Woodyard	LB		42 52%	20	59%	T Palepoi	DT		31 48%	9	26%
K Klug	DT		21 26%	23	68%	B Mebane	NT		30 46%		
A Blackson	DE		19 24%	23	68%	D Square	NT		27 42%	7	21%
D Bass	LB		17 21%	17	50%	T Williams	CB		25 38%	25	74%
A Woods	NT		17 21%			K Emanuel	LB		24 37%	8	24%
K Dodd	LB		12 15%	3	9%	S Williams	CB		23 35%	16	47%
A Blake	CB			22	65%	D Philon	DE		15 23%		
N Palmer	LB			21	62%	J Perry	LB		13 20%	26	76%
L Sims	CB			21	62%	T Williams	LB		12 18%	14	41%
C Riley	CB			16	47%	D King	LB		10 15%	15	44%
M Mariani	WR			11	32%	C Landrum	LB		9 14%	13	38%
R Succop	K			11	32%	D Stuckey	FS		5 8%	26	76%
B Brinkley	LS			9	26%	J Lambo	K			16	47%
B Kern	P			9	26%	M Windt	LS			11	32%
						K Clemens	QB			8	24%

CHARGERS NUMERICAL

2 Josh Lambo K
 8 Drew Kaser P
 10 Kellen Clemens QB
 12 Travis Benjamin WR-KR
 15 Dontrelle Inman WR
 16 Tyrell Williams WR
 17 Philip Rivers QB
 20 Dwight Lowery S
 23 Dexter McCoil S
 24 Brandon Flowers CB
 25 Darrell Stuckey S
 26 Casey Hayward CB
 27 Kenneth Farrow RB
 28 Melvin Gordon RB
 29 Craig Mager CB
 31 Adrian Phillips S
 33 Dexter McCluster RB-KR
 34 Derek Watt FB
 37 Jahleel Addae S
 41 Steve Williams CB
 42 Trevor Williams CB
 45 Asante Cleveland TE
 46 Christopher Landrum OLB
 47 Mike Windt LS
 51 Kyle Emanuel OLB
 52 Denzel Perryman ILB
 53 Joshua Perry ILB
 54 Melvin Ingram OLB
 56 Korey Toomer ILB
 57 Jatavis Brown ILB
 58 Tourek Williams OLB
 62 Max Tuerk C
 68 Matt Slason C-G
 71 Damion Square DT
 72 Joe Barksdale T
 73 Spencer Pulley C-G
 74 Orlando Franklin G
 75 Chris Hairston G-T
 76 D.J. Fluker G-T
 77 King Dunlap T
 78 Tyreek Burwell T
 79 Kenny Wiggins G-T
 83 Griff Whalen WR
 84 Sean McGrath TE
 85 Antonio Gates TE
 86 Hunter Henry TE
 88 Jeremy Butler WR
 92 Brandon Mebane NT
 93 Darius Philon DE
 94 Corey Liuget DT
 95 Tenny Palepoi DT
 97 Jerry Attaochu OLB
 99 Joey Bosa DE



SAN DIEGO CHARGERS vs. TENNESSEE TITANS

Sunday, November 6, 2016 — 1:25 p.m. PT

Qualcomm Stadium



San Diego, California



TITANS NUMERICAL

4 Ryan Succop K
 6 Brett Kern P
 8 Marcus Mariota QB
 10 Tre McBride WR
 13 Kendall Wright WR
 16 Matt Cassel QB
 18 Rishard Matthews WR
 19 Tajae Sharpe WR
 20 Perrish Cox CB
 21 Da'Norris Searcy S
 22 Derrick Henry RB
 23 Brice McCain CB
 24 Daimion Stafford S
 25 Rashad Johnson S
 26 Antonio Andrews RB
 28 Cody Riggs CB
 29 DeMarco Murray RB
 30 Jason McCourty CB
 31 Kevin Byard S
 35 Curtis Riley DB
 36 LeShaun Sims CB
 45 Jalston Fowler FB
 47 Valentino Blake CB
 48 Beau Brinkley LS
 50 Nate Palmer LB
 51 David Bass OLB
 52 Aaron Wallace OLB
 54 Avery Williamson LB
 55 Sean Spence LB
 59 Wesley Woodyard LB
 60 Ben Jones C
 62 Brian Schwenke C-G
 64 Josh Kline G
 67 Quinton Spain G
 71 Dennis Kelly G-T
 77 Taylor Lewan T
 78 Jack Conklin T
 79 Sebastian Tretola G
 80 Anthony Fasano TE
 82 Delanie Walker TE
 83 Harry Douglas WR
 87 Marc Mariani WR
 88 Jace Amaro TE
 89 Phillip Supernaw TE
 90 DaQuan Jones DL
 91 Derrick Morgan OLB
 93 Kevin Dodd OLB
 94 Austin Johnson DL
 95 Angelo Blackson DE
 96 Al Woods DL
 97 Karl Klug DL
 98 Brian Orakpo OLB
 99 Jurrell Casey DT

CHARGERS OFFENSE

WR 15 DONTRELLE INMAN	16 Tyrell Williams	88 Jeremy Butler
LT 77 KING DUNLAP	78 Tyreek Burwell	
LG 74 ORLANDO FRANKLIN	79 Kenny Wiggins	
C 68 MATT SLASON	62 <u>Max Tuerk</u>	
RG 76 D.J. FLUKER	73 <u>Spencer Pulley</u>	
RT 72 JOE BARKSDALE	75 Chris Hairston	
TE 85 ANTONIO GATES	84 Sean McGrath	86 <u>Hunter Henry</u>
		45 Asante Cleveland
WR 12 TRAVIS BENJAMIN	83 Griff Whalen	
QB 17 PHILIP RIVERS	10 Kellen Clemens	
FB 34 DEREK WATT		
RB 28 MELVIN GORDON	33 Dexter McCluster	27 <u>Kenneth Farrow</u>

Rookies Underlined

CHARGERS DEFENSE

DE 99 JOEY BOSHA	93 Darius Philon	95 Tenny Palepoi
NT 92 BRANDON MEBANE		
DT 94 COREY LIUGET	71 Damion Square	
OLB 54 MELVIN INGRAM	97 Jerry Attaochu	46 <u>Christopher Landrum</u>
ILB 57 JATAVIS BROWN	56 Korey Toomer	
ILB 52 DENZEL PERRYMAN	53 <u>Joshua Perry</u>	
OLB 51 KYLE EMANUEL	58 Tourek Williams	
LCB 24 BRANDON FLOWERS	29 Craig Mager	
RCB 26 CASEY HAYWARD	41 Steve Williams	42 <u>Trevor Williams</u>
SS 37 JAHLEEL ADDAE	31 Adrian Phillips	
FS 20 DWIGHT LOWERY	25 Darrell Stuckey	23 Dexter McCoil

TITANS DEFENSE

DE 90 DaQUAN JONES	95 Angelo Blackson	
NT 96 AL WOODS	95 Angelo Blackson	94 <u>Austin Johnson</u>
DT 99 JURRELL CASEY	97 Karl Klug	
OLB 91 DERRICK MORGAN	93 <u>Kevin Dodd</u>	52 <u>Aaron Wallace</u>
ILB 59 WESLEY WOODYARD	55 Sean Spence	
ILB 54 AVERY WILLIAMSON	50 Nate Palmer	
OLB 98 BRIAN ORAKPO	51 David Bass	
CB 20 PERRISH COX	23 Brice McCain	28 Cody Riggs
SS 21 Da'NORRIS SEARCY	24 Daimion Stafford	
FS 25 RASHAD JOHNSON	31 <u>Kevin Byard</u>	35 Curtis Riley
CB 30 JASON McCOURTY	47 Valentino Blake	36 <u>LeShaun Sims</u>

TITANS OFFENSE

WR 18 RISHARD MATTHEWS	83 Harry Douglas	10 Tre McBride
TE 82 DELANIE WALKER	80 Anthony Fasano	89 Phillip Supernaw
		88 Jace Amaro
LT 77 TAYLOR LEWAN	71 Dennis Kelly	
LG 67 QUINTON SPAIN	79 <u>Sebastian Tretola</u>	
C 60 BEN JONES	62 Brian Schwenke	
RG 64 JOSH KLINE	79 <u>Sebastian Tretola</u>	
RT 78 JACK CONKLIN	71 Dennis Kelly	
WR 19 TAJAE SHARPE	13 Kendall Wright	87 Marc Mariani
QB 8 MARCUS MARIOTA	16 Matt Cassel	
FB 45 JALSTON FOWLER		
RB 29 DeMARCO MURRAY	22 Derrick Henry	26 Antonio Andrews

CHARGERS SPECIALISTS

P 8 DREW KASER		
K 2 JOSH LAMBO		
H 10 KELLEN CLEMENS		
LS 47 MIKE WINDT		
KR 33 DEXTER McCLUSTER	29 Craig Mager	83 Griff Whalen
PR 33 DEXTER McCLUSTER	12 Travis Benjamin	29 Craig Mager

TITANS SPECIALISTS

P 6 BRETT KERN	4 Ryan Succop	
K 4 RYAN SUCCOP	6 Brett Kern	
H 6 BRETT KERN	16 Matt Cassel	
LS 48 BEAU BRINKLEY	89 Phillip Supernaw	60 Ben Jones
KR 87 MARC MARIANI	26 Antonio Andrews	
PR 87 MARC MARIANI	31 <u>Kevin Byard</u>	83 Harry Douglas

CHARGERS PRONUNCIATION GUIDE

Jahleel (jah-LEEL) Addae (uh-DIE)	Brandon Mebane (me-BANE)
Jerry Attaochu (uh-TAU-choo)	Tenny Palepoi (PAL-uh-poy)
Jatavis (juh-TAY-vis) Brown	Darius Philon (PHI-lawn)
Asante (uh-SON-tay) Cleveland	Max Tuerk (Turk)
Drew Kaser (KAY-zer)	Griff Whalen (WAY-lin)
Corey Liuget (LEE-jit)	Tourek (TORE-ick) Williams
Craig Mager (MAY-gur)	Tyrell (TIE-rell) Williams

OFFICIALS

Referee Brad Allen	122
Umpire Fred Bryan	11
Head Linesman Jim Mello	48
Line Judge Tom Symonette	100
Field Judge Tom Hill	97
Side Judge Dave Meslow	118
Back Judge Shawn Hochuli	83
Replay Official Jim Lapetina	
Trainer Ron Botchan	

TITANS PRONUNCIATION GUIDE

Kevin Byard (BY-urd)	Ryan Succop (SUCK-up)
DaQuan (Day-QUAN) Jones	Sebastian Tretola (truh-TOH-la)
Karl Klug (KLOOG)	
Taylor Lewan (leh-WAHN)	
Marc Mariani (MARY-annie)	
Marcus Mariota (MAR-ee-OH-tah)	
Tajae (TAH-zhay) Sharpe	

CHARGERS ALPHA

37	Addae, Jahleel.....	S
97	Attaochu, Jerry.....	OLB
72	Barksdale, Joe.....	T
12	Benjamin, Travis.....	WR-KR
99	Bosa, Joey.....	DE
57	Brown, Jatavis.....	ILB
78	Burwell, Tyreek.....	T
88	Butler, Jeremy.....	WR
10	Clemens, Kellen.....	QB
45	Cleveland, Asante.....	TE
77	Dunlap, King.....	T
51	Emanuel, Kyle.....	OLB
27	Farrow, Kenneth.....	RB
24	Flowers, Brandon.....	CB
76	Fluker, D.J.....	G-T
74	Franklin, Orlando.....	G
85	Gates, Antonio.....	TE
28	Gordon, Melvin.....	RB
75	Hairston, Chris.....	G-T
26	Hayward, Casey.....	CB
86	Henry, Hunter.....	TE
54	Ingram, Melvin.....	OLB
15	Inman, Dontrelle.....	WR
8	Kaser, Drew.....	P
2	Lambo, Josh.....	K
46	Landrum, Christopher.....	OLB
94	Liuget, Corey.....	DT
20	Lowery, Dwight.....	S
29	Mager, Craig.....	CB
33	McCluster, Dexter.....	RB-KR
23	McCoil, Dexter.....	S
84	McGrath, Sean.....	TE
92	Mebane, Brandon.....	NT
95	Palepoi, Tenny.....	DT
53	Perry, Joshua.....	ILB
52	Perryman, Denzel.....	ILB
31	Phillips, Adrian.....	S
93	Philon, Darius.....	DE
73	Pulley, Spencer.....	C-G
17	Rivers, Philip.....	QB
68	Slauson, Matt.....	C-G
71	Square, Damion.....	DT
25	Stuckey, Darrell.....	S
56	Toomer, Korey.....	ILB
62	Tuerk, Max.....	C
34	Watt, Derek.....	FB
83	Whalen, Griff.....	WR
79	Wiggins, Kenny.....	G-T
41	Williams, Steve.....	CB
58	Williams, Tourek.....	OLB
42	Williams, Trevor.....	CB
16	Williams, Tyrell.....	WR
47	Windt, Mike.....	LS

CHARGERS NUMERICAL ROSTER

No.	Name	Pos.	Ht.	Wt.	Age	Exp.	College	How Acq.
2	Josh Lambo	K	6-0	215	25	2	Texas A&M	FA-'15
8	Drew Kaser	P	6-2	206	23	R	Texas A&M	D6-'16
10	Kellen Clemens	QB	6-2	220	33	11	Oregon	UFA (STL)-'14
12	Travis Benjamin	WR-KR	5-10	175	26	5	Miami	UFA (CLE)-'16
15	Dontrelle Inman	WR	6-3	205	27	3	Virginia	FA-'14
16	Tyrell Williams	WR	6-4	205	24	2	Western Oregon	FA-'15
17	Philip Rivers	QB	6-5	228	34	13	North Carolina St.	T (NYG)-'04
20	Dwight Lowery	S	5-11	212	30	9	San Jose State	UFA (IND)-'16
23	Dexter McCoil	S	6-4	220	25	1	Tulsa	FA-'15
24	Brandon Flowers	CB	5-9	187	30	9	Virginia Tech	UFA (KC)-'14
25	Darrell Stuckey	S	5-11	212	29	7	Kansas	D4-'10
26	Casey Hayward	CB	5-11	192	27	5	Vanderbilt	UFA (GB)-'16
27	Kenneth Farrow	RB	5-9	219	23	R	Houston	FA-'16
28	Melvin Gordon	RB	6-1	215	23	2	Wisconsin	D1-'15
29	Craig Mager	CB	5-11	200	24	2	Texas State	D3-'15
31	Adrian Phillips	S	5-11	210	24	2	Texas	FA-'14
33	Dexter McCluster	RB-KR	5-8	170	28	7	Mississippi	FA-'16
34	Derek Watt	FB	6-2	234	23	R	Wisconsin	D6-'16
37	Jahleel Addae	S	5-10	195	26	4	Central Michigan	FA-'13
41	Steve Williams	CB	5-10	185	25	4	California	FA-'16
42	Trevor Williams	CB	5-11	191	23	R	Penn State	FA-'16
45	Asante Cleveland	TE	6-5	260	24	2	Miami	W (NE)-'15
46	Christopher Landrum	OLB	6-2	245	24	R	Jacksonville State	FA-'16
47	Mike Windt	LS	6-1	237	30	7	Cincinnati	FA-'10
51	Kyle Emanuel	OLB	6-3	250	25	2	North Dakota State	D5-'15
52	Denzel Perryman	ILB	5-11	240	23	2	Miami	D2-'15
53	Joshua Perry	ILB	6-4	253	22	R	Ohio State	D4-'16
54	Melvin Ingram	OLB	6-2	247	27	5	South Carolina	D1-'12
56	Korey Toomer	ILB	6-2	235	27	3	Idaho	FA-'16
57	Jatavis Brown	ILB	5-11	221	22	R	Akron	D5-'16
58	Tourek Williams	OLB	6-4	262	25	4	Florida International	D6-'13
62	Max Tuerk	C	6-5	298	22	R	Southern California	D3-'16
68	Matt Slauson	C-G	6-5	315	30	8	Nebraska	FA-'16
71	Damion Square	DT	6-2	293	27	4	Alabama	W (KC)-'14
72	Joe Barksdale	T	6-5	326	27	6	Louisiana State	FA-'15
73	Spencer Pulley	C-G	6-4	308	23	R	Vanderbilt	FA-'16
74	Orlando Franklin	G	6-6	315	28	6	Miami	UFA (DEN)-'15
75	Chris Hairston	G-T	6-6	330	27	5	Clemson	FA-'15
76	D.J. Fluker	G-T	6-5	339	25	4	Alabama	D1-'13
77	King Dunlap	T	6-9	330	31	9	Auburn	UFA (PHI)-'13
78	Tyreek Burwell	T	6-6	310	24	2	Cincinnati	FA-'15
79	Kenny Wiggins	G-T	6-6	314	28	3	Fresno State	FA-'15
83	Griff Whalen	WR	5-11	190	26	5	Stanford	FA-'16
84	Sean McGrath	TE	6-5	259	28	2	Henderson State, Ark.	FA-'15
85	Antonio Gates	TE	6-4	255	36	14	Kent State	FA-'03
86	Hunter Henry	TE	6-5	250	21	R	Arkansas	D2-'16
88	Jeremy Butler	WR	6-2	213	25	3	Tennessee-Martin	W (NYJ)-'16
92	Brandon Mebane	NT	6-1	311	31	10	California	UFA (SEA)-'16
93	Darius Philon	DE	6-1	300	22	2	Arkansas	D6-'15
94	Corey Liuget	DT	6-2	300	26	6	Illinois	D1-'11
95	Tenny Palepoi	DT	6-1	298	25	3	Utah	FA-'14
97	Jerry Attaochu	OLB	6-3	252	23	3	Georgia Tech	D2-'14
99	Joey Bosa	DE	6-5	280	21	R	Ohio State	D1-'16

Head Coach: **Mike McCoy** (19th NFL Season, 4th as head coach with Chargers)

Assistant Coaches: **John Pagano** (Defensive Coordinator), **Ken Whisenhunt** (Offensive Coordinator), **Craig Aukerman** (Special Teams Coordinator), **Bob Babich** (Linebackers), **Jeff Davidson** (Offensive Line), **Dave DeGuglielmo** (Assistant Offensive Line), **Fred Graves** (Senior Offensive Assistant), **Chris Harris** (Assistant Defensive Backs), **Kent Johnston** (Strength and Conditioning), **Bobby King** (Assistant Linebackers), **Rick Lyle** (Assistant Strength and Conditioning), **John McNulty** (Tight Ends), **Ron Milus** (Defensive Backs), **Tommy Rees** (Offensive Assistant), **Mark Ridgley** (Quality Control—Offense/Special Assistant to the Head Coach), **Chris Shula** (Quality Control—Defense), **Nick Sirrianni** (Wide Receivers), **Giff Smith** (Defensive Line), **Shane Steichen** (Quarterbacks), **Marquice Williams** (Assistant Special Teams), **Ollie Wilson** (Running Backs)

TITANS NUMERICAL ROSTER

No.	Name	Pos.	Ht.	Wt.	Age	Exp.	College	How Acq.
4	Ryan Succop	K	6-2	218	30	8	South Carolina	FA-'14
6	Brett Kern	P	6-2	214	30	9	Toledo	W (DEN)-'09
8	Marcus Mariota	QB	6-4	222	23	2	Oregon	D1-'15
10	Tre McBride	WR	6-0	210	24	2	William & Mary	D7-'15
13	Kendall Wright	WR	5-10	191	26	5	Baylor	D1-'12
16	Matt Cassel	QB	6-4	228	34	12	USC	UFA (DAL)-'16
18	Rishard Matthews	WR	6-0	217	27	5	Nevada	UFA (MIA)-'16
19	Tajae Sharpe	WR	6-2	194	21	R	Massachusetts	D5a-'16
20	Perrish Cox	CB	6-0	190	29	6	Oklahoma State	UFA (SF)-'15
21	Da'Norris Searcy	S	5-11	207	27	6	North Carolina	UFA (BUF)-'15
22	Derrick Henry	RB	6-3	247	22	R	Alabama	D2c-'16
23	Brice McCain	CB	5-9	190	29	8	Utah	FA-'16
24	Daimion Stafford	S	6-1	218	25	4	Nebraska	D7-'13
25	Rashad Johnson	S	5-11	204	30	8	Alabama	UFA (ARI)-'16
26	Antonio Andrews	RB	5-10	225	24	3	Western Kentucky	FA-'14
28	Cody Riggs	CB	5-9	187	24	2	Notre Dame	FA-'15
29	DeMarco Murray	RB	6-1	220	28	6	Oklahoma	T (PHI)-'16
30	Jason McCourty	CB	6-0	193	29	8	Rutgers	D6a-'09
31	Kevin Byard	S	5-11	212	23	R	Middle Tennessee St.	D3-'16
35	Curtis Riley	DB	6-0	190	24	2	Fresno State	FA-'15
36	LeShaun Sims	CB	6-0	203	23	R	Southern Utah	D5b-'16
45	Jalston Fowler	FB	5-11	254	26	2	Alabama	D4b-'15
47	Valentino Blake	CB	5-9	198	26	5	Texas El-Paso	UFA (PIT)-'16
48	Beau Brinkley	LS	6-4	260	26	5	Missouri	FA-'12
50	Nate Palmer	LB	6-2	248	27	4	Illinois State	W (GB)-'16
51	David Bass	OLB	6-4	256	26	4	Missouri Western St.	W (CHI)-'15
52	Aaron Wallace	OLB	6-2	242	23	R	UCLA	D7a-'16
54	Avery Williamson	LB	6-1	246	24	3	Kentucky	D5-'14
55	Sean Spence	LB	5-11	231	26	5	Miami (Fla.)	UFA (PIT)-'16
59	Wesley Woodyard	LB	6-0	233	30	9	Kentucky	UFA (DEN)-'14
60	Ben Jones	C	6-3	308	27	5	Georgia	UFA (HOU)-'16
62	Brian Schwenke	C-G	6-3	318	25	4	California	D4-'13
64	Josh Kline	G	6-3	300	26	4	Kent State	W (NE)-'16
67	Quinton Spain	G	6-4	330	25	2	West Virginia	FA-'15
71	Dennis Kelly	G-T	6-8	321	26	5	Purdue	T (PHI)-'16
77	Taylor Lewan	T	6-7	309	25	3	Michigan	D1-'14
78	Jack Conklin	T	6-6	308	22	R	Michigan State	D1-'16
79	Sebastian Tretola	G	6-4	314	24	R	Arkansas	D6-'16
80	Anthony Fasano	TE	6-4	255	32	11	Notre Dame	FA-'15
82	Delanie Walker	TE	6-2	248	32	11	Central Missouri	UFA (SF)-'13
83	Harry Douglas	WR	6-0	183	32	9	Louisville	FA-'15
87	Marc Mariani	WR	6-1	190	29	7	Montana	FA-'16
88	Jace Amaro	TE	6-5	265	24	3	Texas Tech	W (NYJ)-'16
89	Phillip Supernaw	TE	6-5	248	26	3	Ouachita Baptist	FA-'15
90	DaQuan Jones	DL	6-4	322	24	3	Penn State	D4a-'14
91	Derrick Morgan	OLB	6-4	261	27	7	Georgia Tech	D1-'10
93	Kevin Dodd	OLB	6-5	277	24	R	Clemson	D2a-'16
94	Austin Johnson	DL	6-4	314	22	R	Penn State	D2b-'16
95	Angelo Blackson	DE	6-4	318	23	2	Auburn	D4a-'15
96	Al Woods	DL	6-4	307	29	7	Louisiana State	UFA (PIT)-'14
97	Karl Klug	DL	6-3	278	28	6	Iowa	D5-'11
98	Brian Orakpo	OLB	6-4	257	30	8	Texas	UFA (WAS)-'15
99	Jurrell Casey	DT	6-1	305	26	6	USC	D3-'11

Head Coach: **Mike Mularkey** (31st NFL Season, 1st full season as head coach with Titans)

Assistant Coaches: **Dick LeBeau** (Assistant Head Coach/Defensive Coordinator), **Terry Robiskie** (Offensive Coordinator), **Brandon Blaney** (Defensive Assistant), **Bob Bratkowski** (Wide Receivers), **Sylvester Croom** (Running Backs), **Nick Eason** (Defensive Line), **Russ Grimm** (Offensive Line), **Steve Hoffman** (Special Teams), **Steve Jackson** (Assistant Secondary), **Jason Michael** (Quarterbacks), **Arthur Smith** (Tight Ends), **Lou Spanos** (Linebackers), **Luke Steckel** (Offensive Assistant), **Mike Sullivan** (Assistant Offensive Line), **Deshea Townsend** (Secondary), **Jason Tucker** (Assistant Wide Receivers), **Steve Watterson** (Assistant Head Coach/Strength And Conditioning), **Keith Willis** (Assistant Defensive Line)

TITANS ALPHA

88	Amaro, Jace.....	TE
26	Andrews, Antonio.....	RB
51	Bass, David.....	OLB
95	Blackson, Angelo.....	DE
47	Blake, Valentino.....	CB
48	Brinkley, Beau.....	LS
31	Byard, Kevin.....	S
99	Casey, Jurrell.....	DT
16	Cassel, Matt.....	QB
78	Conklin, Jack.....	T
20	Cox, Perrish.....	CB
93	Dodd, Kevin.....	OLB
83	Douglas, Harry.....	WR
80	Fasano, Anthony.....	TE
45	Fowler, Jalston.....	FB
22	Henry, Derrick.....	RB
94	Johnson, Austin.....	DL
25	Johnson, Rashad.....	S
60	Jones, Ben.....	C
90	Jones, DaQuan.....	DL
71	Kelly, Dennis.....	G-T
6	Kern, Brett.....	P
64	Kline, Josh.....	G
97	Klug, Karl.....	DL
77	Lewan, Taylor.....	T
87	Mariani, Marc.....	WR
8	Mariota, Marcus.....	QB
18	Matthews, Rishard.....	WR
10	McBride, Tre.....	WR
23	McCain, Brice.....	CB
30	McCourty, Jason.....	CB
91	Morgan, Derrick.....	OLB
29	Murray, DeMarco.....	RB
98	Orakpo, Brian.....	OLB
50	Palmer, Nate.....	LB
28	Riggs, Cody.....	CB
35	Riley, Curtis.....	DB
62	Schwenke, Brian.....	C-G
21	Searcy, Da'Norris.....	S
19	Sharpe, Tajae.....	WR
36	Sims, LeShaun.....	CB
67	Spain, Quinton.....	G
55	Spence, Sean.....	LB
24	Stafford, Daimion.....	S
4	Succop, Ryan.....	K
89	Supernaw, Phillip.....	TE
79	Tretola, Sebastian.....	G
82	Walker, Delanie.....	TE
52	Wallace, Aaron.....	OLB
54	Williamson, Avery.....	LB
96	Woods, Al.....	DL
59	Woodyard, Wesley.....	LB
13	Wright, Kendall.....	WR



TENNESSEE
TITANS

**LAST WEEK'S
GAME CLIPS**

MARCUS MARIOTA HAS UP AND DOWN DAY IN LOSS TO CHARGERS

**BY JIM WYATT
TITANS ONLINE
NOVEMBER 7, 2016**

SAN DIEGO — Marcus Mariota felt the love, and he certainly heard it.

No.8 jerseys were everywhere on Sunday at Qualcomm Stadium, some honoring him for his playing days at Oregon, while plenty of others were decked out in the jersey he wears as quarterback of the Titans. Some of the fans were from his home state of Hawaii.

“It was special,” Mariota said after Sunday’s game. “A lot of family members, a lot of close friends I haven’t had an opportunity to play in front of for a few years. For them to come out and show their support, it means a lot to my family and I. Unfortunately it didn’t go the way that we wanted, but I’m thankful they were here and it meant a lot.”

Mariota had some special moments on Sunday, completing 27-of-43 passes for 313 yards and three touchdowns for the Titans. But Mariota also threw two interceptions, and lost a fumble in the team’s 43-35 loss to the Chargers. Two of those turnovers were returned for San Diego defensive touchdowns.

“They made a couple of great plays,” Mariota said. “Obviously I can’t fumble, that is going to put us in bad situations. ... The turnovers hurt us a lot and those are things I have to take care of.”

Mariota threw two touchdown passes to receiver Rishard Matthews, the first one a 16-yarder that cut San Diego’s lead to 16-7 in the first half. Later, Mariota connected with Matthews again, from seven yards out, to cut San Diego’s lead to 19-14.

The Titans then took the lead 21-19 on their first possession of the

second half on a 14-yard touchdown run by Mariota, which capped off a nine-play, 75-yard drive.

Mariota lost the handle while running to his right on an option play, however, and Chargers safety Dwight Lowery picked up the loose football and ran it back 43 yards for a touchdown, making it 33-21 Chargers with 2:31 left in the third quarter.

Later, Mariota was intercepted by Chargers cornerback Brandon Flowers, who returned it 33 yards for a touchdown to make it 43-28. Titans receiver Kendall Wright took the blame for that one after the game.

Mariota kicked himself for the mistakes, while his teammates had his back.

“He knows what he is doing – he is not a kid. He is a grown man,” tackle Taylor Lewan said of Mariota. “My faith is in Marcus more than anybody else on this team. I’ll go to battle with him any single day of the week. He is such a great player.”

Wright took the blame for that one after the game.

“I have to come downhill more when the ball is in the air,” Wright said. “I just have to fix it and make sure I don’t do it again.

“(Marcus) will always be harder on himself than anybody else. I think he made a lot of great plays, threw a lot of great passes. The interception (on the ball thrown my day), I take the blame for that... He just needs to keep doing what he is doing and keep making plays to keep us in football games.”

The Oregon Alumni Association bought a block of 200 seats from the Chargers, with buyers from Oregon, Washington, California and Hawaii. The buyers were sent green “once a Duck, always a Duck” T-shirts and were given green pom-poms.

A group also attended the game from Saint Louis High School, Mariota’s alma mater, in Honolulu.

Mariota threw a touchdown pass to tight end Delanie Walker in the second half.

“Whether it was the Duck faithful or the people back home from Hawaii, it was a special time for me and I appreciate all the support,” Mariota said.

“We just have to take it one game at a time. Move on from this one. We have a really good team coming in next week and just figure out ways to game plan and get ready for that one.”

###

TITANS HURT THEMSELVES WITH TURNOVERS IN LOSS TO CHARGERS

**BY JIM WYATT
TITANS ONLINE
NOVEMBER 7, 2016**

SAN DIEGO — The Titans lost a shootout here on Sunday to the Chargers.

Unfortunately, they ended up shooting themselves in the foot a few too many times along the way as well. It was costly in a 43-35 loss at Qualcomm Stadium.

“It’s so disappointing,” Titans tackle Taylor Lewan said. “We let that one slip out, and it is so frustrating. It really (ticks) me off. But we are going to get back to the drawing board. ... We have to get back to .500 and keep fighting. We have to get back on the train.”

Quarterback Marcus Mariota had some special moments in front of a crowd packed with his supporters from Hawaii, Oregon and California, completing 27-of-43 passes for 313 yards and three touchdowns for the Titans. But Mariota also threw two interceptions, and lost a fumble. Two of those turnovers were returned for San Diego defensive touchdowns.

“I can’t let those things happen,” Mariota said.

On defense, the Titans had all kinds of trouble stopping Chargers running back Melvin Gordon, who ran for 196 yards and a touchdown on 32 carries. Chargers quarterback Philip Rivers completed 24-of-33 passes for 275 yards and two touchdowns in the contest.

Coupled with the turnovers, it was all just too much to overcome.

The Titans dropped to 4-5 with the loss.

“Gordon is very good, but we did a lot of things where we didn’t fit

right, and we didn’t tackle well, so we made him that much more special,” Titans linebacker Brian Orakpo said. “And that is uncharacteristic for us.

“We have to learn from this. We can’t dwell on this. We definitely had a poor performance today in a lot of areas, so we have to get better from this.”

The Titans were slow out of the starting gate.

The Chargers jumped out to a 16-0 lead early, scoring first on a 13-yard touchdown pass from Rivers to tight end Antonio Gates.

After a 32-yard field goal by Josh Lambo made it 9-0, the Chargers scored again on a six-yard touchdown pass from Rivers to receiver Tyrell Williams.

The Titans cut the lead to 16-7 in the second quarter on a 16-yard touchdown pass from Mariota to receiver Rishard Matthews, who fought off a defender to make the catch.

After the Chargers extended the lead to 19-7 on a 23-yard field goal by Lambo, the Titans then closed the half with a bang.

After taking over at their own 25-yard line with 1:32 remaining before the half, the Titans drove the ball down the field in seven plays. Mariota connected with Matthews once again for a score, this time from seven yards, to cut the lead to 19-14 with just 14 seconds left before the half. A 29-yard completion from Mariota to rookie receiver Tajae Sharpe set up the score.

The Titans then took the lead 21-19 on their first possession of the second half on a 14-yard touchdown run by Mariota, which capped off a nine-play, 75-yard drive.

“This team has a lot heart, to come back,” Titans coach Mike Mularkey said. “Everybody else thought it was doom and gloom, and this team did not think that.”

The Chargers responded with a scoring drive of their own, however, and reclaimed the lead 26-21 on a one-yard run by Gordon.

Disaster struck on Tennessee’s next drive, as Mariota lost the handle while running to his right on an option play. Chargers safety Dwight Lowery picked up the loose football and ran it back 43 yards for a touchdown, making it 33-21. Chargers with 2:31 left in the third quarter.

The Titans didn’t fold. Mariota directed the Titans on a seven-play, 80-yard drive, and capped it off with an eight-yard touchdown pass to tight end Delanie Walker. A 48-yard completion from Mariota to receiver Kendall Wright put the Titans within striking distance.

Another field goal by Lambo, this one from 36 yards out with 6:05 left, made it 36-28.

When the Titans got the ball back, Mariota was intercepted by Chargers cornerback Brandon Flowers, who returned it 33 yards for a touchdown to make it 43-28. Wright took the blame for that one after the game.

“I have to come downhill more when the ball is in the air,” Wright said. “I just have to fix it and make sure I don’t do it again.”

A one-yard touchdown run by DeMarco Murray made it 43-35 with 2:45 remaining, but the Titans never got the ball back.

The Titans face the Packers next Sunday at Nissan Stadium.

“I am going to give them credit,” Mularkey said of the Chargers. “They came right out and scored on their first three possessions and ran the ball very effectively. Every time we came back and thought we had a chance they came right back, too, so that is a credit to their guys.

“But you can’t turn the ball over, and you certainly can’t turn the ball over for scores. That makes it next

to impossible to win in this league.
Losing is deflating, but the way you
lose is frustrating.”

###

**DISASTROUS START
SPELLS UNHAPPY
ENDING FOR TITANS IN
SAN DIEGO**

**BY JOE REXRODE
THE TENNESSEAN
NOVEMBER 7, 2016**

PAGE: 1C

SAN DIEGO – So, what do you think the Tennessee Titans did with that extra day in California? A little surfing? Some beach volleyball? Shopping and a nice dinner?

I'll guess a team-wide hypnosis session gone bad. Or maybe they got hold of some of the Detroit chicken soup that must still be gurgling in the stomachs of the Nashville Predators.

A quarter (plus two plays) of football as bad as the Titans turned in Sunday at San Diego's Qualcomm Stadium has to come with some kind of explanation. Maybe the nine days off messed them up, or they forgot to turn back their clocks, or they thought they had been transported back to the 1970s at antiquated Qualcomm with the "San Diego Super Chargers" disco jam blasting often through the sound system enhancing the effect.

It was 16-0 Chargers on the scoreboard and 218-11 Chargers in total yardage before Mike Mularkey's team started playing.

"There's no excuses for it," Titans linebacker Brian Orakpo said. "Yeah, we got back in the game. Yeah, we made it a game toward the end, but it's definitely unacceptable on our behalf to start that slow. I have no idea, I'd have to watch the film to know exactly what happened, but it was just a terrible start by us."

Asked if his team lacked effort early, Mularkey responded: "I'll let you know when they're sluggish. It has not been about effort at all."

Execution, alertness and intelligence, then. Those things certainly were lacking.

If the Titans simply show up for kickoff Sunday, they're sitting at 5-4 today and in excellent position in the AFC South race, rather than 4-5 and coming home for an angry Packers team – how did the Colts win there? – with the Houston Texans still comfortably in first place.

But inconsistency has been consistent for the Titans this season, and it cost them in a third attempt to get over .500.

Marcus Mariota, in front of a large throng of family members and well wishers from Hawaii, was electric often – blistering passes, three for touchdowns, one score with his feet – but loose with the ball three more times than the Titans could afford.

"Certainly you can't turn the ball over for scores," Mularkey said, and not for the first time after a loss this season. "That's next to impossible to win (that way)."

The passing game was there, enhanced when the Titans went up-tempo. The rushing attack and rush defense were not there as they have been all season.

Yet, offensive coordinator Terry Robiskie went run-run-run for a three-and-out in a critical second-half possession. He went back to tempo and the Titans scored on the next drive.

The defense had its moments, too. With several chances to get a stop on the possession after the Titans took the lead in the third quarter – capping a dominant stretch and a 21-3 run – that defense collected two devastating holding penalties.

Mularkey was openly upset with the officiating afterward, but the Chargers were flagged 14 times to the Titans' eight for 107 yards to the Titans' 57. This didn't feel lopsided in that regard. This is the NFL, not the SEC replay center.

The Titans still had a shot before Mariota's pick six, thrown late to Kendall Wright and returned 33 yards by Brandon Flowers. A touchdown drive cut it back to a one-possession game.

But the Titans couldn't get the stop on defense they needed, that vaunted rush defense failing again. It was an unhappy finish to a wild day with a ridiculous and inexcusable start. The beach party is over and the tummy ache is back.

###

5 THINGS TO KNOW ABOUT TITANS' 43-35 LOSS TO CHARGERS

**BY JASON WOLF
THE TENNESSEAN
NOVEMBER 7, 2016**

PAGE: 1C

Five things to know about the Titans' 43-35 loss to the Chargers on Sunday in San Diego:

1) The Titans have a losing record again

The Titans just can't get over the hump.

Tennessee had an opportunity to start the second half of the season with its fourth victory in five games and secure a winning record for the first time in three attempts this season. The Titans rallied from an early 16-0 deficit to take a lead in the second half, but couldn't hold on.

They lost to the Raiders in Week 3 to drop their record to 1-2, the Colts in Week 7 to fall to 3-4 and against the Chargers on Sunday to drop to 4-5.

2) Marcus Mariota tossed multiple touchdowns again

The Titans are built as a smashmouth, run-oriented team, so when they trailed the Chargers 16-0 early in the second quarter, the situation seemed bleak.

But Marcus Mariota connected with Rishard Matthews for two touchdowns in the first half and ran for a 14-yard score on the first drive of the third quarter to put the Titans ahead 21-19. Matthews has five touchdowns over the last five games.

Mariota also hit Delanie Walker for an 8-yard score to cut the Titans' deficit to 33-28 with 9:51 remaining.

Mariota has thrown multiple touchdowns in five consecutive

games, the longest streak for a Titans quarterback since Billy Volek in 2004, per ESPN Stats and Information.

3) Mariota also committed multiple turnovers

Mariota was intercepted twice and lost a fumble, with two of those returned for touchdowns. The Chargers scored 17 points off turnovers.

Chargers safety Dwight Lowery returned a Mariota fumble 36 yards for a touchdown, putting San Diego ahead 33-21 late in the third quarter. It was second and 15 near midfield when Mariota rolled right on an option play. The ball was knocked loose by Melvin Ingram.

Brandon Flowers returned a pick-6 to put the Chargers ahead 43-28 with just under five minutes to play. Casey Hayward also picked him off in the first half, which resulted in a Chargers field goal.

Mariota has 12 turnovers in nine games (eight interceptions, four of seven fumbles). He has at least one turnover in all but two games this season.

4) Melvin Gordon ran wild

Chargers running back Melvin Gordon became the first player to rush for more than 100 yards against the Titans this season. And he did it in the first half.

Gordon had 100 yards on 16 carries at the break, when the Chargers led 19-14. He is the first Chargers running back to rush for at least 100 yards in the first half of a game since LaDainian Tomlinson in 2007.

Gordon finished with 196 rushing yards and a touchdown on 32 carries.

He scored on a 1-yard run to put the Chargers back on top, 26-21, with 5:28 to play in the third quarter.

Gordon essentially iced the game with a 47-yard run late in the fourth.

5) DeMarco Murray struggled

The Titans' star running back was dealing with a toe injury suffered Oct. 27 against Jacksonville, but entered the game second in the NFL in rushing yards and yards from scrimmage and had a tasty matchup against a Chargers defense that was riddled with injuries, particularly at inside linebacker.

He went nowhere. Murray finished with 51 yards on 14 carries. He scored from the 1 to trim the Titans' deficit to 43-35 with 2:45 left.

Rookie running back Derrick Henry did not play. He was sidelined by a calf injury.

###

WHAT THE TITANS' LOSS TO THE CHARGERS MEANS

**BY DAVID AMMENHEUSER
THE TENNESSEAN
NOVEMBER 7, 2016**

PAGE: 4C

WHAT THE LOSS MEANS

The season of inconsistency continues.

Yes, the Titans have made progress. Certainly most Titans fans are happy with four wins after nine games.

It's the way the team loses games that is so frustrating. One week after Marcus Mariota's impressive performance in a lopsided win over Jacksonville, the Titans' quarterback turns the ball over three times. It's the second-year quarterback's inconsistency that has translated into the 4-5 record.

It's all about growing pains and that's what we've got with this rebuilding franchise.

There are going to be highs. But there also going to be the emotional lows.

Mariota has 10 touchdown passes and just two interceptions in the Titans' four wins. He has seven touchdown passes and six interceptions in the Titans' five losses. His fumbles have also paved the way to Titans' losses.

Luckily for the Titans, the AFC South's other three teams are equally inconsistent. The Texans (5-3) were idle this week and continue to lead the division. They are 5-0 at home and 0-3 on the road. That means five of their last eight games will be on the road. That translates into good news for the rest of the division.

With a big win at Green Bay on Sunday, Indianapolis (4-5) moved into a second-place tie with the Titans in the AFC South.

Jacksonville (2-6) is destined to finish in the division's basement.

HERO OF THE GAME

Melvin Gordon has quickly emerged as one of the top NFL running backs.

Gordon rushed for a career-high 196 yards, including a late fourth-quarter 47-yard third-down run that allowed the Chargers to run out the clock and not give the Titans' offense an opportunity to get back on the field for a chance to tie the game.

Gordon had 32 carries for a 6.1-yard average. His 1-yard run with 5:28 left in the third quarter gave the Chargers the lead in the game for good. It was his league-high 11th touchdown of the season.

How impressive was Gordon's game? Consider the Titans' run defense was ranked third in the league entering the game. No opposing runner had rushed for more than 82 yards.

The 6-foot-1, 215-pound second-year back had 651 yards on 184 carries with the Chargers during his rookie season. Determined to get stronger, he spent the offseason working out with Minnesota's Adrian Peterson. The training has paid off. He has rushed for 768 yards this season.

And he didn't just do it with runs.

The second-year back caught four passes for 65 yards, including a 35-yard gain.

Quarterback Philip Rivers had an impressive start, throwing two touchdown passes en route to leading the Chargers to three first-half scoring drives.

TURNING POINT

Once again, Marcus Mariota turnovers were critical to the Titans' loss.

The second-year quarterback had three turnovers, two of which were

immediately turned into Chargers' points. The final turnover was the most costly.

Trailing by five, 36-28 with 6:05 remaining, the Titans appeared set for a possible comeback win. After all, the Chargers had blown three fourth-quarter leads this season. The stage was set for a fourth.

It didn't happen.

On the Titans' ensuing series, on third-and-6 at the Tennessee 29, Mariota's pass was picked off by Brandon Flowers.

Flowers stepped in front of wide receiver Kendall Wright and returned the ball 33 yards for a touchdown. Josh Lambo's extra point pushed the Chargers ahead 43-28 with 4:41 left.

Although DeMarco Murray's 1-yard run pulled the Titans within 43-35 with 2:45 remaining, it was as close as they could get. They could not recover from the three Mariota turnovers, the last of which paved the way to Tennessee's fifth loss of the season.

FAST FACTS

3: Marcus Mariota turnovers (2 interceptions, 1 lost fumble), The Chargers did not have any turnovers. .

5: Chargers' first downs on Titans' penalties

10: Team-high tackles by Kevin Byard, the MTSU alum

17: Chargers' points scored on Titans' turnovers

22: Penalties in the game (14 for 107 yards for the Chargers; 8 for 57 for the Titans).

47: Gordon's yardage on a critical third down late in the game. It was his third 100-yard game this season.

51: DeMarco Murray's rushing yardage, his fewest since running for 42 in the season opener against Minnesota

196: Melvin Gordon's rushing yards, by far the biggest game of his two-year career.

TITANS STAR WATCH

QB Marcus Mariota: Completed 27 of 43 passes for 313 yards and 3 TDs; also ran for a 14-yard TD. But his three turnovers were costly.

RB DeMarco Murray: Rushed for 51 yards, including a 1-yard TD. Also had 29 receiving yards on game-high 7 receptions.

RB Derrick Henry: Did not play after injuring his calf in pregame warmups.

WR: Rishard Matthews: Had 6 receptions for 63 yards and two TDs.

TE: Delanie Walker: Caught 5 passes for 42 yards, including a TD

CB Jason McCourty: Game-high nine solo tackles

###

TITANS VS. CHARGERS: THUMBS UP, THUMBS DOWN

**BY JOE REXRODE
THE TENNESSEAN
NOVEMBER 7, 2016**

PAGE: 5C

Here are three thumbs up and five thumbs down after the Tennessee Titans' 43-35 loss to the San Diego Chargers on Sunday at Qualcomm Stadium.

Thumbs up

Marcus Mariota's big plays: It was a mistake-ridden day for Mariota, but he also stood in and delivered superb throws to bring the Titans back from a 16-0 hole. Mariota ended up 27-for-43 for 313 yards and three touchdowns, earning an 88.3 quarterback rating and running in a touchdown as well. Those plays will be largely lost in the mistakes, of course.

Rishard Matthews: After a quiet preseason and early season, the free-agent signee from Miami has turned into a reliable weapon for the Titans. Matthews caught two more touchdown passes Sunday, giving him five in the past five games. He had six catches for 63 yards and was targeted a season-high 10 times.

A show of heart: The Titans trailed 16-0 and battled back to lead 21-19. They trailed 33-21 and scored a touchdown. They trailed 43-28 and scored a touchdown. They did not quit fighting, which counts for something. However, smart football and good execution count for more in the NFL.

Thumbs down

Mariota's mistakes: Mariota gave the Chargers 17 points with three critical miscues. The Chargers got a field goal after he was fooled by San Diego's coverage and threw an easy interception on a deep ball for Delanie Walker. San Diego returned a Mariota fumble and pick for touchdowns in the second half,

killing the Titans' hopes for a comeback.

Sleepwalking from the start: The Chargers came right out and sliced down the field for an easy touchdown. The Titans went three and out. The Chargers drove for a field goal. The Titans went three and out, stuffed on third-and-1. The Chargers romped down the field again, scoring to make it 16-0 on the second play of the second quarter. That's simply too big of a hole.

Rushing defense: For the first time this season, the Titans allowed an opposing runner to reach 100 yards – and San Diego's Melvin Gordon did it in the first half. He finished with 196 – including 47 on a tackle-breaking third-and-7 run that sealed the game. The Chargers victimized the Titans often with draw plays. Gordon was great and the Titans' tackling was anything but.

Penalties: None were more costly than on the 14-play touchdown drive that gave the Chargers the lead right back in the third quarter. Twice on the drive, the Titans appeared to have third-down stops, once with the Chargers out of field-goal range and once inside the 10. Both times, defensive holding calls gave San Diego automatic first downs. For the day, the Titans were flagged eight times for 57 yards, and Mike Mularkey clearly wasn't happy with some of them.

Rushing offense: Remember in the preseason when the Titans came to San Diego and ran all over the Chargers? Yeah, it was the preseason, but ones against ones was a mismatch and the Chargers played Sunday without four injured linebackers. Yet the Titans struggled to get anything going on the ground and mostly abandoned the run game in the second half, finishing with just 80 yards.

###

TITANS' RUSHING DEFENSE FAILS IN LOSS TO CHARGERS

**BY JASON WOLF
THE TENNESSEAN
NOVEMBER 7, 2016**

PAGE: 5C

Handing out grades from the Titans' 43-35 loss to the Chargers on Sunday at Qualcomm Stadium:

RUSHING OFFENSE

D

The Titans entered the day with the third-most prolific rushing offense in the NFL, but managed only 80 yards on 19 carries, just over half their usual average. And this was against a Chargers defense paper-thin at inside linebacker because of injuries. DeMarco Murray, who injured a toe against the Jaguars on Oct. 27, was limited to 51 rushing yards and a touchdown on 14 carries, his second-worst outing of the season. Murray's 1-yard touchdown run came with 2:45 to play and chopped the Titans' deficit to eight. Murray had 16 yards on seven carries at halftime, as the Titans were in the process of rallying from an early 16-0 deficit. Marcus Mariota ran for a 14-yard score. Derrick Henry sat out with a calf injury suffered during warmups.

PASSING OFFENSE

C

Mariota completed 27 of 43 passes for 313 yards and three touchdowns, including a pair of scores to Rishard Matthews, giving the receiver five touchdowns in the last five games. But Mariota was also intercepted twice and lost a fumble, costing the Titans 17 points in a game they lost by eight. Two of his turnovers were returned for touchdowns. The other set up the Chargers for a short drive and field goal. Mariota has passed for multiple touchdowns for the fifth consecutive game, the longest streak by a Titans quarterback since Billy

Volek in 2004. But he also has 12 turnovers in nine games (eight interceptions, four of seven fumbles).

RUSHING DEFENSE

F

Melvin Gordon eviscerated what had been a top-five run defense, rolling for 196 yards and a touchdown on 32 carries. The Titans entered the game allowing 82.5 rushing yards per game, but gave up 211 on 36 carries, excluding Philip Rivers' three kneeldowns to end the game. Gordon finished with 261 total yards on 36 touches. He had 100 rushing yards on 16 carries at halftime, when the Chargers led 19-14. Gordon became the first Chargers running back to rush for at least 100 yards in the first half of a game since LaDainian Tomlinson in 2007. He scored on a 1-yard run to put the Chargers back on top, 26-21, with 6:51 to play in the third quarter, and essentially iced the game with a 47-yard run late in the fourth.

PASSING DEFENSE

C

Rivers was limited to just 99 passing yards in the second half, but did his damage early, completing 13 of 15 passes for 150 yards and a touchdown in the first quarter. The Chargers' veteran quarterback finished 24 of 33 for 275 yards and two touchdowns, a 13-yard score to Antonio Gates on the first drive of the game and a 6-yard score to Tyrell Williams to give the Chargers a 16-0 lead early in the second quarter. Gates had a team-high 75 yards on five catches. Gordon caught all four of his targets for 65 yards. Rivers was sacked just once, by Wesley Woodyard. A third-quarter sack by Jurrell Casey on third down was wiped out by a holding call in the end zone on Da'Norris Searcy, leading to Gordon's touchdown.

SPECIAL TEAMS

B

Ryan Succop booted all six kickoffs into the end zone for touchbacks and hit all five extra point attempts. Brett Kern had four punts. Two were returned for a total of 3 yards. Marc Mariani returned two kickoffs for 52 yards. The Chargers missed the extra point after their first touchdown.

COACHING

C

The Titans were coming off a "mini bye," having last played Oct. 27 against the Jaguars on Thursday Night Football, and were slow to get started. The Chargers scored on their opening possession and built a 16-point lead before the Titans got on the board, and although they rallied to take a lead, they weren't ready to play. Mariota continues to struggle with ball security. The Titans were flagged eight times for just 57 yards, but a few were killers. Jason McCourty and Searcy were each called for holding on third down on the same Chargers drive, which resulted in the go-ahead touchdown. Titans coach Mike Mularkey said those calls were "really poorly officiated."

###

route, of course your hand's on him. Of course initially when he returns, it's going to look like it. But I think a hold is if you grab him and pull him back. I said to the official, 'He was wide open when the ball hit him in the hands, so how am I holding him and he's wide open?'

"At the end of the day, as a player I can't do anything to impact the officials. I don't think they were particularly good today, but I guess that is part of the league. I don't think we were particularly good today on defense as well."

Eight plays later, Jurrell Casey busted through the line and sacked Rivers on third-and-1 from the 1 on a play the Titans thought would save a touchdown and force a field goal attempt.

But another flag was thrown and Da'Norris Searcy was called for defensive holding.

"It is what it is, it happens," Searcy said. "I ain't going to speak on that, it's not my place to speak on that. I've just got to keep playing."

"I stabbed him and he slipped and fell, so I knew I stood over him and held him down. That's where I thought the holding call came from, me holding him down. End of the day, you keep playing."

RB Derrick Henry to have MRI after injuring left calf during warm-ups

SAN DIEGO -- Titans rookie running back Derrick Henry did not play in Sunday's 43-35 loss to the Chargers after suffering a left-calf injury during warm-ups.

He said he expects to have an MRI on Monday morning in Nashville and doesn't know the extent of the injury.

"Warming up, I just pulled my calf," Henry told ESPN on his way to the team bus at Qualcomm Stadium. "I'm not sure. I'll go to the trainers, have an MRI."

The Titans expected to have to throw the ball against the Chargers because of the San Diego run defense. And they did not have much success on the ground.

DeMarco Murray carried 14 times for 51 yards and a touchdown. Antonio Andrews moved into Henry's No. 2 role and carried twice for 15 yards.

Quarterback Marcus Mariota carried three times, scoring on an impressive 14-yard touchdown run but also fumbling on an option run. Chargers defensive back Dwight Lowery scooped that up and went 36 yards for a score.

Henry, the Heisman Trophy winner out of Alabama, had his biggest game of the season in Week 8 against the Jaguars.

He had 16 carries for 60 yards and his first NFL touchdown as well as four catches for 37 yards.

Titans coach Mike Mularkey said after the game that the team's running back workload would continue to be determined by the flow of the game.

The Titans host the Packers next Sunday.

Marcus Mariota's giant gaffes sink Titans against Chargers

SAN DIEGO -- Marcus Mariota's good was great. His bad was terrible.

His terrible, combined with a shaky defensive effort, sends the Tennessee Titans back to Nashville at 4-5 after a crushing 43-35 loss to the San Diego Chargers on Sunday.

Poised to go toe to toe with the Chargers in the second half, Mariota basically dropped the ball on a late third-quarter option play. Chargers defensive back Dwight Lowery scooped it, took it 36 yards for a touchdown and put San Diego up by a dozen points. Then in the fourth quarter, Mariota threw a pass intended for Kendall Wright up the left side, but it was intercepted by

Brandon Flowers, who brought it back for a 33-yard touchdown to give the Chargers a 43-28 lead with 5:01 to play.

The two turnovers for touchdowns were killer, just like Mariota's interception and fumble that were returned for scores on opening day against Minnesota.

"Obviously, I can't fumble," Mariota said. "That's going to put us in bad situations. On the final interception, I probably should have just moved on in my read. Kendall did a good job winning, if I would have laid the ball out there a little more to the outside, it's a completion."

Coach Mike Mularkey and Wright both said Wright was at fault on that interception, where Flowers undercut him.

Over the previous four games, Mariota's passer rating was second in the NFL to only Tom Brady.

On Sunday, after a Titans start straight out of "The Walking Dead" that saw the Chargers take a 16-0 lead early in the second quarter, Mariota engineered some excellent drives. He threw scoring passes of 16 and 7 yards to Rishard Matthews, tossed an 8-yard touchdown to Delanie Walker and ran for a 14-yard score himself.

A four-touchdown day should have produced a celebration.

But as has been the case all season, the Titans thrive when Mariota is mistake-free or close to it. If he makes a big error -- or a couple -- they are doomed.

They said it wasn't on him, and certainly a lot of other Titans could have done more.

"It's not on Marcus, when you turn the ball over it's usually a team effort offensively," running back DeMarco Murray said.

At least in part, that's covering for and defending their guy.

But Mariota tacked two Chargers touchdowns onto the good work of San Diego quarterback Philip Rivers and running back Melvin Gordon.

In a game for which several of Mariota's family and friends traveled from Hawaii to see him play, the Titans quarterback didn't play close to winning football.

###

GORDON, DEFENSE LEAD CHARGERS OVER MARIOTA, TITANS, 43-35

**BY BERNIE WILSON
ASSOCIATED PRESS
NOVEMBER 7, 2016**

SAN DIEGO (AP) — Melvin Gordon ran for a career-high 196 yards and scored the go-ahead TD on a 1-yard run, and defensive backs Dwight Lowery and Brandon Flowers scored on turnovers by Marcus Mariota to lead the Chargers to a 43-35 victory Sunday against the Tennessee Titans, who still haven't won in San Diego since 1990.

The Chargers (4-5) won two days before the team will ask voters to approve a billion-dollar subsidy for a new downtown stadium to replace aging Qualcomm Stadium. The measure was polling well short of the two-thirds supermajority needed to pass.

Gordon, who leads the NFL with 11 touchdowns, scored on a 1-yard run with 5:28 left in the third quarter to give the Chargers a 26-21 lead. He ran 32 times, and broke a 47-yard run in the closing minutes. He also caught four passes for 65 yards.

Mariota, who led the Titans to a 21-19 lead by guiding two quick scoring drives on either side of halftime, helped the Chargers surge to a 12-point lead when he fumbled late in the third quarter. Lowery picked up the ball ran 43 yards for a touchdown and a 33-21 lead.

With the Chargers up by eight — and with a propensity to blow late leads this year — Flowers jumped a route, intercepted Mariota and returned it 33 yards for a 43-28 lead with 4:51 left.

Running the two-minute drill to perfection, Mariota threw a 7-yard scoring pass to Rishard Matthews with 14 seconds left before halftime. The Titans got the second-half kick and Mariota quickly moved them down the field, finishing the drive

with a 14-yard run on which he held out the ball to touch the pylon.

The Chargers came right back with a drive aided by three crucial penalties by the Titans' defense to get Gordon's go-ahead score.

The Titans pulled to 33-28 with just less than 10 minutes to play when Mariota hit Delanie Walker on an 8-yard scoring pass.

The Titans (4-5) have lost seven straight in San Diego since 1993, when they were the Houston Oilers. The franchise's last victory in San Diego was in 1990.

Philip Rivers threw a 13-yard TD pass to Antonio Gates in the first quarter and a 6-yarder to Tyrell Williams in the second for a 16-0 Chargers lead.

Mariota, who passed for 313 yards and three TDs, also threw a 16-yard TD pass to Matthews in the second quarter.

San Diego held DeMarco Murray to 51 yards on 14 carries. He scored on a 1-yard run late in the game.

RIVERS-TO-GATES: Rivers' 13-yard touchdown pass to Gates in the first quarter was the 81st time they've connected, the most in NFL history between a quarterback and a tight end. It was also the 108th career TD catch for Gates, leaving him three shy of matching Tony Gonzalez's NFL record for a tight end.

BALLOT BOWL: The Chargers are asking San Diegans to approve a ballot measure that would provide \$1.15 billion via an increase in the hotel occupancy tax to help fund a \$1.8 billion stadium and convention center annex downtown . The measure needs a two-thirds supermajority to pass. Polls show it might not get 50 percent. Team chairman Dean Spanos will then have to decide whether to negotiate a new deal with Mayor Kevin Faulconer and stakeholders such as the powerful tourism industry, or exercise his right to move to Los Angeles and join the Rams in a

stadium scheduled to open in Inglewood in 2019. Dan Fouts, who spent his entire Hall of Fame career with the Chargers, gave the measure a plug both during his job as CBS analyst and at halftime during a ceremony honoring alumni.

TOUGH WEEKEND: Mariota, who is from Hawaii and played at Oregon, had several family and friends in attendance, many of whom also watched Hawaii lose to San Diego State 55-0 on Saturday night. There were also people in Ducks colors in the crowd. Oregon lost 45-20 to Southern California on Saturday evening at the L.A. Coliseum.

INJURIES: Titans RB Derrick Henry hurt a calf during pregame warmups and didn't play. ... San Diego WR Jeremy Butler hurt an ankle in the first quarter. ... Chargers rookie DE Joey Bosa was down briefly in the second quarter, but walked off under his own power and came back in.

###

MARIOTA'S GROWING PAINS

*BY AUSTIN MEEK
THE REGISTER-GUARD
NOVEMBER 7, 2016*

SAN DIEGO — Everything was on display, the best and worst of Marcus Mariota's young NFL career captured in a few frames Sunday at Qualcomm Stadium.

One moment, Mariota was reaching the ball across the pylon for a go-ahead touchdown, a pose he perfected during his Heisman Trophy season at Oregon.

The next, Mariota was watching helplessly on the turf as San Diego's Dwight Lowery scooped his fumble and returned it 36 yards to put the Chargers in command.

This is how it goes for a second-year quarterback on a 4-5 team, his future still developing. There are moments of brilliance, like a touchdown pass zipping through a maze of defenders and nestling perfectly into a receiver's chest. There are moments of anguish, like his pick-six that sealed Tennessee's 43-35 loss.

A more excitable person might struggle with this, the peaks and valleys that come with learning the game's most difficult position under less than ideal conditions. But this is Mariota, famously unflappable, cool even as he wiped sweat from his face and answered for three turnovers against the Chargers.

"It's part of the game, part of this league," Mariota said of responding to failure. "I can continue to get better, continue to grow. You're not going to win every single one. For us, we're fighting in these games and giving (ourselves) an opportunity to win. That's all you can ask for."

Titans fans aren't the only ones invested in Mariota's NFL future. His fan club has flourishing chapters in Oregon and Hawaii, with a significant number of those fans converging Sunday in San Diego to watch him play.

Mariota didn't know the size of his personal cheering section but estimated it in the hundreds. It included fans like Ronald Nakamoto and Terry Matsumoto of Honolulu, older gentlemen in matching Mariota T-shirts who booked a travel agency package to attend Sunday's game.

Hawaii played San Diego State on Saturday, drawing fans from the islands for the weekend doubleheader. Nakamoto and Matsumoto watched Mariota in high school and attended one of his games last season in Tennessee, which speaks to the level of devotion he inspires in his home state.

"In high school, I don't think there was inkling he would be this big," Nakamoto said. "At Oregon, yeah. He's off the charts."

"He's No. 1 by far in terms of professional sports (in Hawaii) because of his charisma and character. He comes across as a real nice guy."

Oregon fans long have felt the same. More than 100 of them bought tickets to Sunday's game through the Oregon alumni association, forming a solid block of green in the upper deck.

For Carol Fernlund of Eugene, watching Mariota on Sundays has been something to look forward to during an otherwise dreary season.

"We want him back," she said. "It's very exciting to see him do well."

Mariota's cheering contingent experienced his roller-coaster ride firsthand. The Titans' offense sputtered as they fell behind 16-0, but two touchdown passes to Rishard Matthews pulled Tennessee within 19-14 at the half.

Mariota led a touchdown drive to start the third quarter, plunging into the end zone on a 14-yard run to give Tennessee its first lead.

Running an option play on the Titans' next series, he had the ball stripped and returned for a touchdown to put the Chargers on top 33-21.

"Obviously, I can't fumble," Mariota said. "That's going to put us in bad situations. ... I can't let those things happen."

Fumbles have been a recurring problem for Mariota. He's now responsible for six on the season, including another returned for a touchdown by the Colts in the closing minutes of a close defeat.

After another touchdown pass from Mariota, his pick-six to Brandon Flowers essentially sealed the Chargers' victory. It marked the fifth time this season a Mariota turnover was returned for a touchdown, providing another reminder that he still has things to learn.

"All you can do is practice it, keep talking about it," Titans coach Mike Mularkey said. "Unfortunately you've got to have some bad experiences like we've had this year. At some point, it's got to be automatic."

For every bad experience, there's one to remind the world why Mariota's future is bright. There was no better example than his diving touchdown run, a quarterback draw that he turned into a highlight by diving and stretching for the pylon.

"It was just one of those instinctual plays," Mariota said, "stuff I've been doing since I was a kid."

For fans who made the trip from Oregon and Hawaii, the sight was all too familiar.

"There were a lot of family members and a lot of friends that I haven't been able to play in front of for a few years," Mariota said. "Unfortunately, it didn't go the way that we wanted, but I'm thankful they're here and it meant a lot."

MARCUS MARIOTA, LIKE HIS FORMER OREGON DUCKS, SEEKS BREAKTHROUGH MOMENT IN SECOND NFL SEASON

**BY ANDREW GREIF
THE OREGONIAN
NOVEMBER 7, 2016**

SAN DIEGO — The city that calls itself America's finest was one of its most restless Sunday afternoon.

Under a sky the shade of Chargers powder blue, San Diego fans tailgated while wondering aloud how many more opportunities like this they might get. The home game they waited for, a matchup against the Tennessee Titans, came 11 months after the Chargers ownership's flirtation to move closer to Los Angeles and two days before a vote on Measure C, a proposal to keep the Bolts in town by constructing a nearly \$2 billion downtown stadium and convention center that would replace the 49-year-old Qualcomm.

The vibe was far different across the parking lot, in the shade of a bridge, where four dozen fans and friends of Marcus Mariota, who'd traveled from Hawaii, raised toasts to the 23-year-old they fiercely protect as the island's best export.

If Chargers fans are fretting about the future, some of the hundreds mingling in Mariota jerseys Sunday share no such concerns about their quarterback's outlook.

In a 43-35 loss to the Chargers, Mariota overcame a dreadful first quarter to lead the Titans to a third-quarter lead thanks to a pair of touchdown passes and a weaving touchdown run capped by a dive to the pylon. A pocket of fans in Ducks colors erupted while Chargers fans stirred, unsettled again. It was the type of play — "instinctual," Mariota called it — that likely left Oregon Ducks fans and coaches enduring a 3-6 season wistful for what used to be amid Mariota's run to the Heisman Trophy and an

appearance in the College Football Playoff title game.

The run lasted 14 yards but transported Maverick Kanoa back a dozen years to the Pop Warner fields of Honolulu where Mariota, as quarterback of the Kalani Falcons, modeled his game after Michael Vick.

"How he plays now is how he played then," Kanoa said.

The 313-yard passing performance by Mariota, the No. 2 overall NFL draft pick in 2015, was a microcosm of his second season as the face of the Titans. Bumpy at times, catch-your-breath in others, a three-touchdown day whose comeback was marred by his fumble and interception that each were returned for Chargers touchdowns.

Mariota said he "absolutely" hoped his second season would include more steps forward and fewer back. Namely, that means reducing his turnovers, a concern that is one of few to stick to him since college.

"It's just now, coming down and finishing it, executing when it counts," Mariota said. "We've been in enough situations where we'll turn it around and finish these."

The sentiment sounded familiar to the one shared the night before in Los Angeles. Both Mariota and the Oregon Ducks, so successful together, have endured rough patches since their parting. But while Mariota is learning, UO's program is listing. A 45-20 loss Saturday to USC was its sixth loss in seven games and though UO coach Mark Helfrich has attempted to say a breakthrough with a young roster could be near, calls for his job now come weekly.

Oregon's VIP boosters have played their cards close to the vest about their feelings toward Helfrich's job performance.

Not Mariota.

"Coach Helf I think is the guy for the job," Mariota said after his

postgame press conference, saying he would "absolutely" lobby on behalf of Helfrich to Oregon's key decision-makers if they sought his input. "I think (Helfrich) not only gave me lessons on the field but he taught me a lot of things off of it. I think he's a special, special person and somebody that's the right fit for that job.

"I love that man to death."

Mariota has his own tough job to handle, though. He threw for four touchdowns and five interceptions during Tennessee's 1-3 start, and if he was hardly the only factor in the sluggish beginning, he carries outsized influence by virtue of his precociousness and his position, the All-American enlisted to lead the Titans out of the cellar.

No pressure: The eyes of Hawaii, Oregon and Tennessee have only examined and dissected his every play. Mariota estimated a few hundred people were at Qualcomm on Sunday to see him, and they made enough noise for the quarterback to hear it from the sideline.

"It was special," he said. "A lot of people, a lot of family members, a lot of close friends that I hadn't had an opportunity to play in front of for a few years."

Two other former UO quarterbacks were in the stadium Sunday, with Kellen Clemens acting as San Diego's backup and Dan Fouts working the CBS broadcast (and the halftime crowd, too, as he and in-house ads on the Jumbotron pushed fans to approve Measure C). And though a Mariota-Manti Te'o matchup never materialized due to an injury to the Chargers linebacker and former Honolulu prep star, the last names of both were screen-printed onto T-shirts worn by several at the tailgate where Medeiros and Kanoa traded Mariota stories.

But the main attraction was Mariota.

"If he advertises he's going to be someplace, can you imagine what

would happen?" said Regan Medeiros, another former Pop Warner coach of Mariota's for eight seasons who keeps a photo of a Falcons-era Mariota on his phone. "That would be the second-biggest city (in Hawaii). Everybody wants to try to meet him ...

"It's a lot of pressure. But a guy like that, he can handle it."

Mariota has tried to prove Medeiros right. In his last five games, Mariota has thrown 13 touchdowns and three interceptions and won three games. In his career, he has 28 touchdowns in the red zone and zero interceptions.

"He's got 'it,'" said Clemens, the Burns High star who was a second-round pick out of Oregon in 2006. "He's got all the tools. I know (backup Titans QB Matt Cassel) and different people that are in the organization and you always ask, as a quarterback, 'Hey, how is he? How is he picking it up?' (Mariota) has nothing but rave reviews from people who have no reason to tell me anything but the truth."

Trailing 33-21 early in the fourth quarter after his fumble was returned for a TD, Mariota pulled the ball on a running back fake in favor of darting a pass across the middle that led to a 29-yard gain. Later in the drive, he converted a third down in the red zone amid the loudest jeers of the day and followed it with an eight-yard touchdown pass, his third of the game.

The Titans got no closer, however. Brandon Flowers ran back a 33-yard interception for a 43-28 lead.

Afterward, a mustachioed Mariota delivered his postgame news conference in a suit and tie and Air Jordans. The outfit spoke to his status, a young guy in the middle of big business.

Those around him expect something big, too. When Kanoa, the former Pop Warner coach, typically watches Titans it's at the alumni clubhouse for Saint Louis School, Mariota's alma mater. It's where

Mariota held his draft party, too. The atmosphere is nothing like Sunday's nerve-filled tailgates in San Diego. Kanoa isn't on edge. More like on the edge of his seat.

"You think about how he was then and then you realize wow, it's unbelievable now that he's in an NFL game," Kanoa said, "and I'm about to watch him."

###



TENNESSEE
TITANS

FEATURE CLIPS

TITANS OWNER SENDS MESSAGE WITH FACILITY IMPROVEMENTS

*BY JIM WYATT
TITANS ONLINE
AUGUST 3, 2016*

NASHVILLE, Tenn. —OK, she peeked. Titans controlling owner Amy Adams Strunk admits it up front.

After the Titans made significant changes inside the building at Saint Thomas Sports Park, Strunk looked at pictures of the impressive renovations – including a glitzy new locker room -- before she walked into the facility over the weekend. She couldn't resist.

And she was blown away regardless.

"It was like "Wow!" It's just stunning," Strunk said. "I always say go big or go home, so that's what we did. And I think we accomplished what we wanted."

When the Titans wrapped up their offseason program in mid-June, work began on a renovation project at the team's headquarters in MetroCenter. Strunk saw the finished product for the first time over the weekend, after players reported for training camp. The changes are evident from the first step inside the entrance for players.

Straight ahead is the lit up Titans fireball logo. Just inside the building and to the left is a giant Vince Lombardi trophy with the words "One team. One goal."

The locker room is dramatically different.

New lockers, new carpet and new televisions decorate the spacious locker room. There's a huge, lit-up, Titans fireball logo on the ceiling. Two round tables with a Titans logo, surrounded by cushioned stools, are in the middle of the locker room.

Titans quarterback Marcus Mariota passed Strunk during her tour.

"Thank you for everything," Mariota told Strunk. "It looks great."

"You deserve it," Strunk told the quarterback.

"I want the players to know we are on board with you," Strunk said. "We want to be a part of a winning team, and the first step is giving them this beautiful facility."

Strunk was beaming as she made her way through the facility, guided by Titans general manager Jon Robinson and coach Mike Mularkey.

In the hallways, messages are delivered with flashy colors, photos, and murals:

Among the mantras on the walls:

A good plan violently executed now is better than the perfect plan next week. ... Work uphill all week, so you can play downhill on Sundays. ... Teamwork means success. Work together, win together. ... Individuals play the game. Teams win championships. ... Miracles are made through hard work and discipline.

"All the sayings Jon and Mike came up with," Strunk said. "It's inspiring."

The state-of-the-art, wide-open locker room is the highlight of the project completed in roughly six weeks. It changed the look inside the building, home of the team since 1999.

"It's the best thing since I have been here," receiver Kendall Wright said. "I think they did it for us, and we appreciate it. I am not saying this will happen, but when big-time free agents come see us, this will help, too. And that's bigger than us. I am glad they did it."

"We love Nashville and love the organization and what they have done for us and our families and to

see the changes that have gone on, it is really exciting, not only for the older guys but the younger guys as well," cornerback Jason McCourty said. "So much effort is being done to help us be the best we can be and to help us win football games as the end result."

At the start of another training camp, Strunk said the organization wants to prove to players and fans the team is committed to winning.

She's spent the last three days at training camp. There's a different look – and feel – these days, she said.

"This is an opportunity to show the players how much we support them," Strunk said. "We are going to invest in whatever gets a winning team."

"I am excited for the fans. They deserve to have a first-class organization. The players are so excited, and there's a lot of optimism here. Big expectations. So we are going to work hard and we are going to get there. ... I am just really happy for everybody that works here. It's a new day."

###

**TITANS OWNER
COMMITTED TO
BUILDING A WINNER**

**BY JIM WYATT
TITANS ONLINE
MARCH 23, 2016**

BOCA RATON, Fla. — It's been roughly one year since Amy Adams Strunk took over as controlling owner of the Tennessee Titans, and plenty has changed since.

Here at the NFL owners meetings, the franchise has a new general manager (Jon Robinson), head coach (Mike Mularkey), and team president (Steve Underwood). The Titans picked a face-of-the-franchise quarterback in Marcus Mariota in last year's NFL Draft, and the team has made some key additions in free agency more recently.

And with Strunk calling the shots, the organization has a new vision as well.

Strunk, the daughter of late Titans owner Bud Adams, admits she had some sleepless nights to get to this point. She's made some difficult decisions, no doubt. While taking a break in between today's sessions, however, she spoke optimistically about the outlook moving forward. She's excited about what's ahead.

"I had a vision and I agonized on how I was going to get to that vision. But my vision has been clear, and it was always to get this team on track, and to get to winning," Strunk said.

"I am passionate about this team. Since I was six years old going to my first Oilers game, I've been passionate about it. Back then I was that star-struck fan. I waited outside the locker room to get autographs just like millions of other kids have done. It's always been in my blood. The main thing now is I want to win. We all want to win, and we want to be a force in the NFL. It's time."

Following a 3-13 season, and with just five wins over the past two

seasons, the Titans have taken steps to make it happen.

Last season, Strunk dismissed coach Ken Whisenhunt, and named Mularkey the interim coach. In January, after a coaching search, Strunk made the decision to stick with Mularkey. Also in January, Strunk hired Robinson after she opted not to renew the contract of former GM Ruston Webster.

When free agency began, the Titans dove in head-first. The team traded for former Eagles running back DeMarco Murray, and since the beginning of March the Titans have signed seven new players to the team, while also re-signing several of their own free agents.

"I am so happy with how things have gone," Strunk said. "Jon has done such a good job. I think people who have graded our free agency have said 'Wow, The Titans are in there.' I think it has been fantastic.

"And Mike, from the beginning he has said he wanted to get a strong running back and we have that in DeMarco. I think it is going to help Marcus, and our whole offense. DeMarco gives us a weapon."

Strunk praised Robinson for executing the plan. And she also expressed confidence in Mularkey, who served as the team's interim coach the final nine games of the 2015 season.

"I am so happy when I hear free agents say: 'I want to play for Mike,' Strunk said. "That says everything to me, it really does. He is a good coach.

"Jon, he told me he wasn't going to go crazy overspending, that he would get us the players we need but he'd be smart about it and he's done that."

All the changes, Strunk said, needed to be made. Strunk said the Titans will continue to build the roster.

"We needed to improve, and we need to start winning. Really, that is what it is all about. And we are

headed in that direction," Strunk said. "I didn't have to tell (Jon) too much. Sometimes throwing that money (at free agents) works and sometimes it doesn't. I think Jon has been judicious in his choices, and from an owner's standpoint I like what I see. I am excited about all these guys. They are really going to add to the team."

Robinson, who worked previously with the Patriots and Buccaneers praised Strunk for her commitment, and helping him make the transition to his new role.

"I would say she has been outstanding, emphatically outstanding," Robinson said of Strunk. "She is extremely approachable, she has a great personality, she is into football, and she is passionate about this football team. She wants to see this football team succeed. She wants to make the entire state of Tennessee and Nashville proud of the Titans. And she wants the fans to know they are a part of the family.

"Amy, we talk multiple times throughout the course of the week, either by phone call or text. She has made my transition to this job fun."

This week, Strunk has been surrounded by others NFL owners at the Boca Raton Resort.

Texans owner Bob McNair said he's visited with Strunk, and seen her in general sessions.

"She has been active, and in attendance and paying attention to what is going on, and seems to be enjoying it," McNair said. "I think she is very interested in the team and very committed to trying to improve the fortunes of the team."

In recent weeks, Strunk has also been more involved in the community in Nashville as well.

Strunk spoke during an event for season-ticket holders at the Convention Center in Nashville last month. Over the weekend, she attended 104.5-FM's annual

SportsFest event at Nissan Stadium, where she mingled with fans.

“She has made a concentrated effort to get out and be more visible in the public, and not just the public but around the organization,” Mularkey said of Strunk. “She has been around a bunch more, and she wants to be more involved. Jon and I stay in constant contact with her, keeping her updated. She wants to know what is going on on a daily basis. She is very active, and I think that has been good for the organization.”

In the coming weeks, the Titans will see more changes. Mularkey has spoken about improvements inside Saint Thomas Sports Park, from the locker room to the indoor practice facility.

The Titans have the No. 1 pick in the NFL Draft, and the team is scheduled to make eight picks.

Strunk, of course, wants to see the biggest changes on the football field.

She knows she’s not the only one.

“When I first took over I felt like I had to watch and learn and see how we needed to move this team toward winning, and I think as time has gone on I was able to put my stamp on it,” Strunk said. “When I see the fans, they are excited, and that makes me happy. I want to help us start winning.

“The fans, they have been great, and very encouraging to me. I want to win like they do, and I want to win for them. I want that stadium to go back to the way it was, when it was rocking, rocking because we were winning.

“Winning, it’s a really good feeling and losing is a bad feeling I don’t like. I want us to win games.”

###

**TITANS GM JON
ROBINSON ALREADY
REVEALING A SEASONED
GUT**

**BY JOE REXRODE
THE TENNESSEAN
SEPTEMBER 9, 2016**

PAGE: 1C

This is a whirlwind process, you see, with one interview bleeding into the next flight, and that question is a test of seriousness and preparedness. It's also easy enough for the informationally overwhelmed, because Robinson asks it in his office.

Five footballs featuring his name in large letters are on the wall behind him, two for contributing to Super Bowl champions in New England, one for a decade of service there, one for his time as director of player of personnel in Tampa Bay and one personally signed by Bill Belichick. If the prospect in question handles the moment, maintains composure and takes stock of the room, the answer is right in front of him.

A couple of the 2016 draft hopefuls did just that, making it a handful overall to answer the question correctly. Everyone else?

"You see the beads of sweat forming on their faces," Robinson said, sitting in that same office Thursday, three days before the unveiling of his first attempt at a winning professional football team.

That's just one of many moments of evaluation, of course, and you don't get into the room unless you have an enticing enough combination of size, speed, strength and skills. Every answer, every outside endorsement and criticism, every filmed rep and timed sprint is thrown into a file, which ultimately shapes a decision on that player.

"An informed, instinctive call, if you will," Robinson said.

And if you make enough good ones, you win, and here's an early,

instinctive call on Robinson: He'll win. I have no idea how much or whether he can build a Super Bowl team, let alone a string of them as he helped do as a scout and then director of college scouting for Belichick's Patriots.

But the results to date, philosophy and approach of the 40-year-old from Union City suggest better days ahead for a franchise that has gone 5-27 the past two seasons. To which you say: How hard is it to have "better days" than 5-27?

To which I say: OK, fine, let's get wild and say "good days." Competitive teams playing a physical brand of football, running the ball and defending, winning enough to take part in relevant games in December and flirt with playoff bids.

In the AFC South in 2016 with this improving-yet-incomplete roster, that's not off the table. Anything beyond that in the future will hinge on effective Robinson selections, particularly at wide receiver and in the secondary.

"We'd like to be playing in the postseason," Robinson said of this team. "You want to get in the tournament. That's what we're working for daily, and the way to get in the tournament is through daily preparation."

And in the meantime, the 2018 draft is on the horizon. Yes, 2018 — among many things Robinson learned from Belichick was to look as far ahead as possible. And nothing is more important in the salary-cap era than the draft.

Take the Indianapolis Colts, which employ zero of the seven players GM Ryan Grigson drafted in 2013. That helps explain why Indy is a pretty bad team other than quarterback Andrew Luck, whose six-year, \$140 million deal could make it more difficult to put enough quality players around him.

That part of the equation is a problem Robinson and the Titans hope to have. Receiver Harry

Douglas summed up this week the feeling inside the building on Marcus Mariota when he said: "Marcus doesn't look like he's going into year two — he looks like he's going into year six, seven or eight. He's a franchise quarterback now."

If that ends up true, Mariota will go from \$6 million a year to more than \$20 million in 2018, and Robinson will face cap challenges. That's why the draft is so crucial.

It's why Robinson spinning the No. 1 overall pick into a slew of picks from the Los Angeles Rams was so clutch. It's why sensible free-agent deals — as his signings of Ben Jones, Rashad Johnson and Rishard Matthews seem to be — are important as well.

It's why one person more than any other will dictate the happiness of the Nashville sports fan over the next few years, based on "instinctive calls" that are informed by exhaustive analysis and aided by wacky questions. You should already know his name.

###

**TITANS GM JON
ROBINSON CREDITS DAD
FOR TRADE
BACKGROUND**

**BY JIM WYATT
TITANS ONLINE
AUGUST 17, 2016**

NASHVILLE, Tenn. — Five trades in seven months.

New Titans general manager Jon Robinson has proven quickly he isn't afraid to make a deal.

It runs in the family.

The most recent example of Robinson's wheeling and dealing played out this morning, when the Titans traded receiver Dorial Green-Beckham to the Philadelphia Eagles in exchange for versatile offensive lineman Dennis Kelly.

While Robinson learned plenty at previous NFL stops with the Patriots and Buccaneers, the Union City native said he first learned the tricks of trade at a young age, by watching his dad.

"He's bought and sold hunting dogs, tractors, guns, knives, cars, boats — you name it," Robinson said of his father, Don. "I'll never forget, we used to go to James R. Cash auctions, state auctions and farm auctions, and we would buy hay rakes and bush hogs and all that kinds of stuff.

"Just to watch him haggle back and forth with people, it was kind of fun. And yeah, that sticks with you."

Robinson's memory takes him back to when he was anywhere from six to 10 years old. From his father's truck, the two listened to the Swap Shop at noon on 1240-WENK in Union City.

"I can't tell you how many things we bought while riding in that truck," Robinson said.

The experience stuck with him.

"(My dad) would generally come out on top," Robinson said, "or at least walk away thinking he came away with a good deal."

Robinson made Tuesday's trade in an effort to increase competition on an offensive line in charge of protecting quarterback Marcus Mariota, while also clearing holes for the running backs.

Robinson's previous four trades since taking over in January have panned out well so far:

- The Titans swapped fourth-round picks with the Eagles in exchange for running back DeMarco Murray, the NFL's Offensive Player of the Year in 2014 while with the Cowboys. Murray was impressive in the preseason opener on Saturday night, running for 93 yards, including a 71-yard touchdown run.

- Robinson traded the No.1 pick of the draft to the Los Angeles Rams for the 15th overall pick in the draft, two second-round picks (43 and 45), and a third-rounder (76) in 2016. The Titans also received the Rams' first-round pick in 2017, along with their third-round pick in next year's draft. It put the team in a position to make further moves, and build the roster with multiple picks.

- The Titans traded the 15th and the 76th overall pick, along with a second-round pick in 2017, to move up in the draft to land Michigan State tackle Jack Conklin with the eight overall pick. The Titans also received the Browns' sixth-round pick, No. 176. Conklin has performed well in training camp, and is on track to start as a rookie.

- On the third day of the draft, the Titans traded with the Broncos and acquired cornerbacks LeShaun Sims (5th round, 157) and Kalan Reed (seventh round, 253rd) in exchange for the 176th pick of the draft and a sixth round pick in 2017. Sims and Reed have been impressive in training camp.

The trade with the Eagles got plenty of attention across the NFL on Tuesday.

Kelly has played in 30 games, with 15 starts, after being selected by the Eagles in the fifth round 2012 NFL Draft. Kelly has started nine games at right tackle and three games at right guard and three games at left guard during his career. The 6-foot-8, 321-pounder played at Purdue.

"I like his versatility," Robinson said of Kelly. "He has really good size, he's versatile, he's played a lot of positions. He embodies the traits we look for in an offensive lineman — smart, tough, and dependable."

Green-Beckham was a second-round pick by the Titans last year, and he had his moments in 2015. Throughout training camp, however, coaches have talked about his struggles with consistency.

Robinson decided it was time to make another move.

"Not to speak on Philly's behalf, but they inquired about it," Robinson said. "They thought it was a good opportunity for him, and we thought adding Dennis would be good for our football team. We are moving on. I appreciate everything Dorial did when he was here. He bought in to what we are trying to do. But in the end we felt like this was the best decision for the team."

###

RESUSCITATING THE TITANS

BY PETER KING
MMQB.COM
MARCH 2, 2016

INDIANAPOLIS — NFL Quiz. Jon Robinson is:

- a. The Falcons long-snapper.
- b. The Vikings salary-cap manager.
- c. An equipment man for the Buccaneers.
- d. The NFL Scouting Combine's director of operations.
- e. The man holding the first pick in the 2016 draft.

Guess I'm a bad quiz-giver. The first four wouldn't be of much interest right now. The new GM of the Titans, Robinson, 40, was born and raised in the western Tennessee metropolis of Troy (pop. 760), a one-blinking-red-light burb near the borders of Kentucky, Missouri and Arkansas. Robinson nearly died twice as a child because of kidney failure, grew up baling hay on a farm and rooting for the Danny White Cowboys and played college football at Southeast Missouri. He got his big break in the business at 26, when he got hired to be a southeastern scout with the then-Super Bowl champion Patriots.

And now he's got eight weeks to decide whose name gets picked first in the draft as he tries to turn around his home-state team. In a hour-long conversation over coffee in the Westin Hotel here about his life and goals for the Titans, Robinson sat at a side table just off the bustling lobby wearing a white Titans cap. Times recognized: zero.

"That's the way I like it," he said. "It's never about me. It's about what we can accomplish as a team."

There certainly is a lot of work to do. The Titans are 5-27 in the past two years. They seem to have a franchise quarterback in Marcus Mariota, but they need help at

tackle—they allowed the most sacks in football last year—and at pass-rusher and in the secondary. Lots of help. In this draft, there's a tailor-made pick sitting there in Mississippi left tackle Laremy Tunsil, who appears to be quick enough to keep the speed-rushers mostly off Mariota for the next few years. But what Robinson really wants to do, unlikely as it seems today, is to create a buzz for the top pick, perhaps by encouraging those beneath him to leapfrog quarterback-needy Cleveland for one of the two top passers in the draft. There's probably not enough excitement about quarterbacks Carson Wentz or Jared Goff being sure things to make that happen, but lots can change in two months. Players can rise and fall, and Robinson's certainly going to try to create action around the pick.

"I'm going to be making a pretty impactful decision for the future of the franchise," he said. "I've pondered the significance of the decision quite a bit. It's big. I'm the kind of guy, when I walk the hallways of our building in Nashville, I get chill-bumps. It's pretty cool to be working for the team in my home state. I'm a Tennessean, through and through. And I want to do something good for the people of Tennessee."

I always wonder when I see a story like this—a kid from a small town in Tennessee, who played middling college football, who was a low-level assistant at Nicholls (La.) State—how a person gets to be an NFL general manager. In Robinson's case, it started with Kalimba Edwards.

Remember Kalimba Edwards? Former linebacker at South Carolina. Drafted by the Lions as a defensive end in the second round in 2002. Had 31 sacks in seven so-so NFL seasons. When the Patriots summoned Robinson—then a Nicholls (La.) State assistant coach and NFL scouting liaison—for an interview for a scouting job in the winter of 2002, personnel chief Scott Pioli handed Robinson three video tapes of Edwards to watch.

After Robinson watched, he told Pioli that Edwards had been playing out of position at South Carolina and should be a defensive end, and he took a couple of minutes to explain why. Pioli, as Robinson recalled, looked at him and said: "Just write what you see—like that—when you evaluate players. If you keep doing that, you'll have a chance in this business."

Robinson climbed the Patriot ladder for a few years, and when Pioli left to become the Kansas City GM early in 2009, Robinson was made the Patriots' director of college scouting. In taking the job, Robinson remembers going into coach/franchise czar Bill Belichick's office early that offseason to tell him how he planned to put together the board.

"I'm not going to be right all the time," Robinson recalls telling him. "But my role will be to get everything organized for you so at the end of the season you can start the process of learning about these guys. I'll strive for perfection, but I might make some mistakes."

Robinson recalls Belichick telling him, "Are you kidding me? You know how many times I've been wrong?"

In his four years in New England, Robinson got that reinforced a lot, and it should serve him well in Tennessee.

"We're going to be a draft-first team," said Robinson. "I want team-first, coachable guys. I want to stack good draft classes on each other, one by one. When these guys in this draft walk in the door, I want them to make a statement to our team."

Tunsil, says Robinson, "checks off a lot of boxes for us. But personality-wise, we're in the infancy stages of getting to know him and whether he'd be a fit."

I said, "He seems really reserved as a person."

“Yeah,” said Robinson. “I think he likes to block people more than he likes doing talk shows.”

Great line. True line.

Last point: Robinson knows he’s pretty lucky to be alive, never mind running the NFL franchise 167 miles from home. When he was in fourth grade, he was struck down by the kidney disease nephritis. His heart stopped, and paramedics started it again before putting him in an ambulance for the hospital in nearby Union City. On the way to the hospital, his heart stopped again and he had to be saved. After being comatose for days, Robinson began to recover and lived a pretty normal boyhood. “What I remember,” he said, “is my first question to the doctors: Am I still gonna be able to play football?” The answer was yes.

He played well enough, and was honorable enough, to get an appointment to the Air Force Academy. But he said he was miserable there, and got a discharge, moving to Southeast Missouri, where he was a play-making inside linebacker. The coaching bug bit him, and he climbed the ladder at Nicholls (La.) State. And then came New England, and then Tampa Bay for two years, and now the Titans. His home team.

“Jon is a proud Tennessean who is excited to be coming home,” said the owner, Amy Adams Strunk, when Robinson was named GM. She’s right. Now he’s got to get his Titans out of the biggest hole in franchise history.

###

MIKE MULARKEY

TITANS, MIKE MULARKEY RAISING MONEY FOR ALS AFTER TDS

**BY JIM WYATT
TITANS ONLINE
OCTOBER 21, 2016**

NASHVILLE, Tenn. — Mike Mularkey scored nine touchdowns during his nine-year playing career.

As a member of the Vikings and Steelers, the former tight end admittedly had a pretty low-key celebration.

“I did the Gronk, but maybe not to that extent,” a smiling Mularkey said on Thursday, referring to Patriots TE Rob Gronkowski. “It was just a spike. I was happy to be there, and then celebrate with your teammates.”

Mularkey saved his best idea for a touchdown celebration for his days as a head coach. In his first full season as head coach of the Titans, Mularkey came up with an idea that’s been getting Titans fans — especially kids — involved after touchdowns, while also raising money for ALS.

Maybe you’ve noticed: After touchdowns this season, Titans players have been giving the footballs to children in the crowd, both on the road and at Nissan Stadium.

Mularkey is keeping track, and at the end of the year he’ll make a donation to the ALS Association. The Titans Foundation will match Mularkey’s donation. Already, a five-figure total has been raised for ALS.

“Pretty cool, huh?,” Titans tight end Delanie Walker said. “It is something good to do as a team, and I think the fans are loving it, too. They are able to get a game ball, and they feel a part of it. And Mike and the team are doing something good for ALS, and Tim Shaw.”

A former Titans linebacker, Shaw was diagnosed with ALS in 2014. During training camp, the Titans signed Shaw to a contract, making him a “Titan for Life.” Since, Shaw has been a frequent visitor at Saint Thomas Sports Park, where he has a locker. He’s also attended games.

Mularkey said on Thursday he had no intentions of making the team’s post-touchdown routine known publicly. But when told his players shared the story, Mularkey shared the background. He said the routine has been part of his history as a head coach, dating back to his days with the Buffalo Bills in 2004-05.

Back then, Mularkey made a donation to the Ronald McDonald House for players who gave the footballs back to officials after a score to avoid an excessive celebration penalty.

Mularkey said he wanted to do something in Nashville to reward Titans fans, while also bringing attention ALS. According to the ALS Association, amyotrophic lateral sclerosis is a progressive neurodegenerative disease that affects nerve cells in the brain and the spinal cord. Also known as Lou Gehrig’s disease, ALS eventually leads to death. Patients in the latter stages of the disease may become totally paralyzed.

“I wanted to do something for Tim, being around him as much as I have,” Mularkey said. “I want to look classy, I want to make our fans happy, and I want us to be able to celebrate. What the players are doing, there is nothing negative about it. It has really been for a good cause.

“It’s a great gesture by our players, who want to celebrate with our fans. Everybody is a winner when we score touchdowns.”

Delanie Walker scores a touchdown against the Dolphins in Week 5. He handed the ball to offensive lineman Quinton Spain, who ended up giving it to a fan in the crowd.

Walker got plenty of attention when he gave a football to a young Lions fan in Detroit in Week 2. The boy’s mother posted a note about Walker and the Titans on Facebook. In last week’s game against the Browns, tight end Anthony Fasano delivered the football to fan after his score.

Skill position players have routinely handed the football to offensive linemen after scores. Guard Quinton Spain has been busy. Running back DeMarco Murray gave the ball to Spain after one of his recent scores. As a team, the Titans have scored 15 touchdowns.

“Every time we score, we give the ball to a kid,” Spain said. “It is great. I love to be a part of it. Kids have been excited. I got a notification on Twitter about what a good thing I did, giving it to a kid. And to see the kids loving it, I just want to keep it up.”

Rookie lineman Jack Conklin has taken part of the action as well.

“I got to do it once,” Conklin said. “It’s raised quite a bit of money so far. It is fun, and it’s great for ALS and Tim Shaw, and the fan getting the ball.”

Mularkey said the he’s received some nice letters from fans in recent weeks, thanking the team for the kind gestures each week.

Mularkey, of course, wants to keep it going.

The more touchdowns, the better.

“It is fun for a lot of reasons,” Mularkey said. “Plus, we can raise money and awareness for ALS.”

###

**MIKE MULARKEY
THANKFUL FOR CHANCE
TO LEAD TITANS**

**BY JIM WYATT
TITANS ONLINE
SEPTEMBER 10, 2016**

NASHVILLE, Tenn. — When Titans coach Mike Mularkey stands on the sideline during the National Anthem on Sunday at Nissan Stadium, he'll take a moment to count his blessings.

It's something he's done since entering the NFL as a player in the 1980s.

"I am really thankful, and I always have been," Mularkey said this week. "I feel very blessed to be able to do this, for as long as I've been able to do it."

This Sunday, however, could be an extra special moment.

At the start of the 2016 season, Mularkey wants to make good on an opportunity he wasn't sure would ever come again.

He's very grateful.

"To have another chance, I am very appreciative," Mularkey said. "I am very blessed for this opportunity, I really am. And I am excited to see where this goes. It has been a good start. What we built in the offseason, how things went in the preseason, it's been positive. And I think these guys understand what it takes, and they're having fun doing it. I really looking forward to getting (the season) started."

Mularkey, 54, was hired in January as the team's head coach on a permanent basis. Titans controlling owner Amy Adams Strunk elected to stick with Mularkey, who served as interim head coach last season, after interviewing several other candidates for the job.

At the time, Mularkey expressed his gratitude, privately and publicly. After serving previously as head coach with the Bills (2004-05) and

Jaguars (2012), he wondered if he'd ever get another chance.

Now he has one, and it starts against the Minnesota Vikings.

"I think Mike Mularkey's a heck of a football coach," Vikings coach Mike Zimmer said. "He's building them the way he wants to build them. I think you saw with the additions that they made in the offseason what they're trying to get done."

Players say they're on board, and confident in Mularkey.

"Yeah we believe in him," tight end Delanie Walker said. "Personally, I am super stoked, because he was my tight ends coach for two years. We share a bond together. The feeling is everyone in here doesn't want to let him down. We play for each other, and I think he is putting us in a great situation to win games with the coaching staff he brought in.

"I think any time a coach gets a job he as to prove himself. I think he has proven to us he is a good head coach, and he is going to show it."

Veteran receiver Harry Douglas spent four seasons with Mularkey in Atlanta when he served as offensive coordinator with the Falcons.

Douglas said Mularkey has taken a positive approach with the Titans since replacing Ken Whisenhunt during the middle of last season.

"We believed in him from Day One, 100 percent," Douglas said of Mularkey. "I think a lot more people are now seeing he was the best man for the job. We are glad as players to have him leading us.

"I have been with him since I started my NFL career. He is a great coach, he works hard, and he wants the best for his players. He knows how to make it fun, but make it tough, hard-nosed football at the same time. Whenever you have a coach like that, it makes you want to go harder for him."

During the course of the offseason, Mularkey and Titans general manager Jon Robinson worked together to reshape the team's roster, through free agency and the draft. Robinson took the lead on personnel decisions, while Mularkey put his stamp on the locker room.

Over the past several months, Mularkey implemented his style on the field, and off it. He's held players accountable, while demanding a professional, hard-nosed approach. He wants to see a tough and rugged style of football on Sundays.

Against the Vikings, he'll get a chance to see just how much progress his team has made.

He's happy for the opportunity.

"I think the message from me has never changed," Mularkey said. "Since the day I first stood in front of them last year, in what was a difficult situation with the coaching change, what they heard that morning is the same thing they've heard day after day after day. They heard we were going to make changes, and we made changes. Everything we've said, we've done, and that's what they want, someone who is going to be up-front and honest with them.

"I think we've come together as a team. I think this is a very close team. I think these guys really care about each other. We want to win for one another, and we are going to do everything we can to be successful."

###

TITANS CAMP REPORT: MULARKEY BRINGS PHYSICALITY

BY EMILY KAPLAN
MMQB.COM
AUGUST 10, 2016

NASHVILLE — When the Titans announced the hiring of Mike Mularkey as coach, the overwhelming outside sentiment was: Huh? It felt like an uninspiring choice for a franchise with a budding star quarterback, defensive promise, and the No. 1 pick in the 2016 draft. In relieving the fired Ken Whisenhunt, Mularkey had gone 2-5 as interim, dropping his career coaching record to 18-37.

What's more, the Titans seemed uninterested in engaging in conversation with the hiring cycle's hottest candidates: Adam Gase, Hue Jackson, Dirk Koetter, Josh McDaniels and the like.

Surely Mularkey, 54, had convinced Tennessee ownership he had learned from his previous coaching gigs—one lasting one season (Jacksonville in 2012), the other two (Buffalo in 2004-05)—and was ready to get this job right.

"I didn't get it wrong the first two times, in my opinion," Mularkey says. "Remember, I resigned in Buffalo, for a variety of personal reasons. So I haven't changed my coaching style one bit. My philosophy and message has been consistent for 20-something years: I like being a physically tough team, and I hope you do too if you want to be around here."

As most of the NFL trends towards quickness, embracing technology and scientific edges, the Titans believe they can build a winning team by going old school. Instead of exploiting Marcus Mariota's athleticism, the offense is committing to a ground-and-pound running game. Tablets are accepted, but coaches ask players to take most of their notes with pen and paper. Modern concepts take a backseat to experience; half of Mularkey's 18

assistant coaches are older than 57. Three of those men—Bob Bratkowski, Russ Grimm, Steve Jackson—had been out of coaching for at least three seasons before returning to help with the Titans. And then there's defensive coordinator Dick LeBeau, who, at 78, is using the same zone blitzes he essentially introduced to the NFL before most current players were born, but has stayed "in good enough shape to keep up with guys and yell in their face."

"Mularkey believes in a throwback culture," Mariota says. "And I think guys have really bought into it. I have. Hopefully it makes us more successful."

* * *

Mularkey played nine seasons as a tight end for the Vikings and the Steelers from 1983-91. At the time, Minnesota began camp later than most teams, and the players didn't put on pads until halfway through camp. The Steelers, under Chuck Noll, hit nearly every day. Mularkey was inspired by the physicality-wins-championships approach and when he began his coaching career as a tight ends coach in 1994, he fully embraced it. "When I was coaching tight ends, we were going to be the most physical position group on the field," Mularkey says. "The culture Chuck Noll built is the one I'm familiar with and the only one I've ever wanted."

When Mularkey and general manager Jon Robinson built the Titans coaching staff, they kept narrow focus. Every assistant coach on staff either played with or coached with Mularkey at some point—the only exception is assistant secondaries coach Steve Jackson, though LeBeau vouched for him. "This is the first time in my three tries that I got all of my guys," Mularkey says. "I trust them. They don't have any hidden agendas to be coordinators, or have eyes on other jobs. They just want what I want and that's to win." That explains why on most afternoons, at least five or six chairs are crammed into LeBeau's modest office. Or why the entire

team embraces physicality. "Hitting is pretty much the same as last year, but guys coming off the ball, flying around a lot more," Mariota says. "The tempo of practices has been a lot more intense."

At an intersquad scrimmage at Nissan Stadium on Monday night, it didn't take 15 minutes for evidence to emerge. Center Brian Schwenke walked off with a foot-long blood stain stretching from his stomach to his thigh (official injury: cut middle finger). Schwenke returned to action a few minutes later, by which point bodies were still flying. (After being rained out before an offday, the players hadn't hit for two days.) Rookie running back Derrick Henry powered past tacklers, proving Robinson's commitment to bruising backs this offseason—the Titans also signed DeMarco Murray—to relieve pressure and protect Mariota. The second-year quarterback appeared shaky, being intercepted by backup safety Daimion Stafford, but defense ruled the day anyway. Veteran safety Jason McCourty, who missed almost all of last season with injury, jarred a bar loose from towering receiver Dorial Green-Beckham. Even undrafted rookie defensive end Mike Smith, who sang the national anthem by nomination of teammates who were impressed by his shower crooning habits, recovered a fumble from backup quarterback Matt Cassell and returned it for a touchdown.

Last year, LeBeau was in an awkward situation as co-defensive coordinator with one of his protégées, Ray Horton. Though LeBeau's influence was ubiquitous, he was frustrated by not being able to call defensive plays for the first time in his career. Back in the helm, LeBeau says he's excited to blitz a bit more, especially since there is more depth in his front seven.

"I'd be very surprised if we are not a more aggressive team this year," Mularkey says.

* * *

Nobody is immune to it—not the starting quarterback Mariota, not the hotshot rookie Henry. Mularkey plays role of disciplinarian. After a long meeting, the coach will demand a player to turn in his notes. “He just wants to make sure you’re paying attention,” Mariota says. “It reminds you of a pop quiz,” says undrafted rookie linebacker Aaron Wallace. “I was a little scared because I like to doodle a lot.”

Explains Mularkey: “You’re Derrick Henry, you’re the big back, you’re No. 2, I want to see what you’ve written down in your role as a special teams player. Usually the first time, it’s not very good but the second time it’s amazing how detailed and how much information they have because they don’t want to embarrass themselves.” The coach will then hand off the notes to position coaches, who can discipline at will.

“No feedback is good feedback,” Mariota says.

The old-school tactics are rigid, but Mariota says players are responding. Through OTAs, Mularkey displayed a chart each week listing the most-penalized players, hoping to fix bad habits through peer-humiliation.

The coach has made at least one change to his style. “I’m trying to have a little more fun this time around,” he says. “I’m making it a little more fun to come into work.” Recently, Mularkey told 10 rookies there would be a pop quiz the next day. They would be called in front of the team auditorium and drilled on concepts that had been installed in the last week.

“I know for a fact that 10 of them went home and studied beyond belief,” Mularkey says.

When the competition began, Mularkey called an audible. Actually, this is going to be a spelling bee. The entire room burst into laughter.

Henry finished runner-up to guard Sebastian Tretola. The winning word: acceptable.

* * *

FIVE THINGS I THOUGHT ABOUT THE TITANS

1. Mariota spent most of his first offseason working out at his alma mater, Oregon. A big focal point was his footwork, specifically drops under center. “Getting more depth, timing, everything,” he says. “Just being able to feel powerful doing a quicker drop while still getting the power I needed if I took a longer, deeper drop. This is something I feel like I’m significantly better at now than I was at this point last season.”

2. One of the Titans quiet strengths last season was the defensive line, which finished eighth in the league with 3.9 yards allowed per rush. The defense actually ranked 12th in the league overall, impressive considering the team’s sputtering record. Much of the success is credited to ascending star defensive tackle Jurrell Casey, as well as pass-rushing linebackers Brian Orakpo, who notched seven sacks, and Derrick Morgan, who recorded 4.5 sacks in just 10 games. All return for 2016, as does another player the coaching staff seems to be high on: third-year defensive lineman Da’Quan Jones, a fourth-round draft pick out of Penn State in 2014. Jones was promoted into the starting lineup last year and quietly recorded 67 tackles and 15 quarterback pressures. “If he makes the same jump he did from year one to year two,” Mularkey says. “Then I think he could be something special.”

3. LeBeau doesn’t look 78, and he sure doesn’t act it. The Hall of Fame coach speaks with such passion for the game—and appears in fantastic shape—it’s hard to imagine him ever retiring soon. “I wish I could say I’m not done anytime soon, but the law of averages says otherwise,” LeBeau says. “I’m enjoying everything I’m doing, and as long as I have the vitality to do it, I can stay up with the guys and can feel like I’m contributing to the growth of the

team, that’s what I like to do. I do this because I’m a teacher, and you have to have players around to teach. You can’t teach on the golf course.”

4. I’m always careful to take too much out of one training camp practice, especially an intrasquad scrimmage. But it was hard not to be impressed with Henry, who had a handful of powerful runs and scored on two touchdown runs. Looking at his physique and the way he powers his legs, he’s an incredibly tough runner to bring down. The Heisman-winner definitely has value as a bruising complement to Murray, but I’m curious to see how they will incorporate him into the passing game.

5. Not only did teammates nominate Smith, an undrafted rookie from Southern Mississippi, to sing the national anthem, but also the 6-foot-4, 282-pound lineman crushed it.

###

FORMER TEAMMATES RECALL DICK LEBEAU'S PLAYING CAREER WITH LIONS

**BY JIM WYATT
TITANS ONLINE
SEPTEMBER 16, 2016**

NASHVILLE, Tenn. — Motown Records was founded in 1959, and that's the same year the Detroit Lions signed a rookie free agent by the name of Dick LeBeau.

Detroit was a booming city at the time, the car industry thriving.

And at the age of 22, it's where LeBeau began his 14-year NFL playing career. Little did he know, it was also the dawn of an NFL career that's now in its 58th season.

"It was a great time to be in Detroit, and a great time in my life," LeBeau recalled this week. "Motown was coming on, songs were playing. The American automobile was absolutely king of the world. Everybody in Detroit was working assembly lines around the clock, and everybody had money. I have great memories of being there, playing for the Lions. I made a lot of life-long friends there. It was great."

LeBeau returns to Detroit this weekend, as the Titans face the Lions on Sunday. LeBeau, who turned 79 last week, is in his second season as assistant head coach/defense with the Titans, and in his 44th year as a coach in the league.

This week, Titans Online talked to several of LeBeau's teammates with the Lions, in addition to some who played against him during his Hall of Fame career. The players provided perspective on LeBeau's career as a defensive back, along with his mindset and personality, from 1959-1972. Those who shared a locker room with LeBeau praised him, while those he competed against talked about not only the challenges he presented, but also the respect they'll always have for a

man who has made an impact on the NFL for six decades.

"What a great guy," former Lions linebacker, and coach, Joe Schmidt said of LeBeau. A Hall of Famer himself, Schmidt, who's now 84, was with LeBeau in Detroit for 13 seasons. "I played with a lot of guys and coached a lot of guys, but Dick LeBeau stands out.

"As a player, he was always prepared, always knew what to do. And Dick was a damn good ball player. But he's also a man of great character, intelligent, a great sense of humor, and he's always been that way. He was always laughing, always smiling. He was just a good teammate, and just a good guy. I can't say enough about Dick LeBeau."

LeBeau played in 185 total games during his Lions career, which currently ranks sixth in franchise history. He accumulated 62 career interceptions, which not only still ranks first for the franchise but also is tied for 10th in NFL annals. He intercepted three or more passes in 12 straight seasons, and recorded at least five interceptions in seven seasons. He was voted to three Pro Bowls. In 1970, he led the NFC in interceptions with nine, and his 62 interceptions at the time of his retirement ranked third-most.

In 2010, he was elected to the Pro Football Hall of Fame.

Those accomplishments perhaps explain why not everyone liked LeBeau quite as much as Schmidt, and the people of Detroit.

"Oh, I remember Dick LeBeau well," said Fran Tarkenton, a quarterback with the Vikings (1961-66, 1972-78) and Giants (1967-71). "I don't speak with a forked tongue, so I'll tell you exactly what I think: He was a great, great, great cornerback, and he played on the most dominating defense of the 1960s. In fact, that Lions defensive team in the 60s was the best defense I played against other than the Pittsburgh Steelers in their glory days. I mean they had an All-Pro at

every position, and LeBeau was one of them.

"They were a nasty, nasty defense, a horror story. And Dick LeBeau was a great cornerback on a great defensive team. They were a nightmare.

"Dick was a great cover guy," Tarkenton, a Hall of Famer, continued. "But he was also a great tackler. He was a great, great cornerback. He had all the tools for being physical, for being fast, and for being able to cover and having instincts. He knew how to play. He wasn't a whole lot of fun to play against. None of those guys were."

Having LeBeau, who starred at Ohio State under coach Woody Hayes and was initially drafted by the Cleveland Browns before being cut, was like having an extra coach on the field, former teammates said.

Schmidt, in fact, said he talked to Lions management at one point about LeBeau becoming a player-coach, but it never officially happened.

Pat Studstill, a receiver, was teammates with LeBeau from 1961-67, and loved it. He recalled stories about LeBeau's smarts and toughness, and he also said he remembers him playing a guitar back then to lighten the mood.

Later, Studstill played with the Rams and Patriots.

"Dick was astute when it came to football," Studstill, 78, said of LeBeau. "He studied the game, and came up with solutions when he was playing. A lot of coaches would ask him questions. But he was also tough. I couldn't have my way with him. He could cover me like a glove, and I did pretty well with a lot of the other guys.

"I saw Dick hit some people. I saw him tackle Jim Brown. I saw him tackle (Alan) Ameche, I saw him tackle some of the big guys. Dick was a hitter, he didn't care. He wasn't afraid to stick his nose in there. He wasn't a dirty player, but

DICK LEBEAU

he'd hit you. He was one guy I just didn't enjoy running patterns against, because he could cover you. For some reason I couldn't beat him. I could beat Lem Barney (another Hall of Fame cornerback with the Lions), but I couldn't beat Dick LeBeau. He always had me covered like a glove."

Jerry Reichow, a tight end who was teammates with LeBeau in 1959 before playing with the Eagles and Vikings, was also able to discuss LeBeau as a teammate, and competitor. Reichow was known as "Mr. Reliable" during his playing days, but LeBeau hurt his reputation, he said.

"When I was with the Vikings, I went up to catch a pass one time and all of a sudden Dick's hand snuck up there between mine and batted the ball away, and that was the first time that had ever happened to me," Reichow, 82, recalled. "I said, 'You ol' rascal, you.' And I thought, 'Wow, this guy knows what he's doing back there."

"Dick was a good player, he had all the ability. But he was smart. But I tell you what a remember most about Dick—he's a great guy. We need more Dick LeBeaus in the game, and in life."

LeBeau smiled this week when relayed some of the compliments showered on him by old friends. Just last month, LeBeau lost a dear friend, Jim Gibbons, his roommate with the Lions. Gibbons, a three-time Pro Bowl tight end, died from double pneumonia at the age of 79.

"He was a good one," LeBeau said.

As a player, LeBeau said he always wanted to be known "as a good, honest, hard-working guy."

"I was blessed to have a 14-year career," LeBeau said. "I played with so many great players and friends, and I played against so many great, great players and great quarterbacks."

"The hardest guy for me to cover? I'd say it was (Hall of Famer) Paul

Warfield. Now he was a glider. But I had to cover Raymond Berry twice a year, and you had to deal with quarterback Johnny Unitas, who was so accurate. The Green Bay receivers, and quarterback Bart Starr, he was so accurate, too. ... The running backs, Jim Brown would dominate the league if he was playing today. And if you were going to start a football team, Jim Taylor would be the perfect guy to be the first pick because he was all football. He was a great player."

"But I played against so many great ones. I hate to just start naming guys because I don't want to leave anyone out. I played against some good ones."

LeBeau, of course, has excelled as a defensive coordinator since his playing days. He was the architect of the Steelers famed "Zone Blitz" and he coached five top-five defenses from 2004-2012 in Pittsburgh. He has a pair of Super Bowl rings from his days in Pittsburgh. The Titans enjoyed significant improvement on defense in 2015 when LeBeau joined the team.

When reached this week, LeBeau's buddies knew he was still working. They weren't shocked to hear he made his 7th hole-in-one over the summer, and they weren't surprised to hear he's still playing the guitar and singing either. They remembered him enjoying both hobbies back in the day, when he wasn't talking, or playing, football.

"A lot of us played the guitar and we all liked to sing," LeBeau recalled. "We would go to the river and have picnics and sing, and have a good time."

Two of LeBeau's long-time friends stopped to offer a joke, as if they were back in the locker room.

"He used to sing back then, but could he sing?," Studstill, laughing, said of LeBeau. "Well, let me put it like this: Dick thought he could sing. But he couldn't sing for (crap)."

"Heck, he's played about 7 million rounds of golf over the years," Reichow added with a chuckle. "He should end up making a hole-in-1 every once in a while."

As the conversations wrapped up, however, they all wanted LeBeau to know they still think the world of him, and wished him the best.

Schmidt, who still lives in Detroit, said LeBeau's always welcome. He remembers him with the heart of a Lion.

"I love the guy," Schmidt said of LeBeau. "He was one of my favorite teammates, and I still consider him one of my best friends. And Dick LeBeau, everyone who knows him is proud to call him a friend. Yeah, he was a great football player, and he's still a great coach now. But he's also a great guy."

###

**THE MUSIC MAN: DC-
SONGWRITER DICK
LEBEAU**

**BY JIM WYATT
TITANS ONLINE
SEPTEMBER 2, 2016**

NASHVILLE, Tenn. — There's a tip jar outside Dick LeBeau's office at Saint Thomas Sports Park, with a sign just above it that reads: "Will Play For Tips."

It was placed there in good humor by one of LeBeau's admirers, and the Titans defensive coordinator has many inside the facility, despite the fact the jar contained just \$2.77 as of Wednesday afternoon.

The 78-year-old LeBeau smiled when he first noticed it there. Then he picked up his guitar and started playing again.

For a select few, yesterday was filled with mixed emotions, as the Titans left for Thursday night's game against the Miami Dolphins. While the game signals an end to the preseason, it also means LeBeau's guitar playing, singing, and songwriting days will now be put on hold.

It was considered a treat.

But it's time to focus 100 percent on football, something LeBeau loves more than music or golf, or any of the hobbies he happens to excel at doing. Yet LeBeau admits, he has a passion for music, and he has since he was a little boy.

"There's music in my family," said LeBeau, set to begin his 58th year in the NFL as a player or a coach. "My aunt played the piano, and I've had family members in choir, music teachers. My dad played in a band. My brother is a professional musician. I mean, there was always something going on in the house pertaining to music.

"The musical gene kind of jumped me a little bit, but the good Lord

gave me a little athletic ability. So I have no complaints."

It turns out LeBeau, a Hall of Fame defensive back who is regarded as one of the best defensive minds of all time, got some of that musical talent after all.

LeBeau has written nearly a dozen songs, and he's regularly played the guitar in his office this offseason. Occasionally, Titans assistant special teams coach Steve Hoffman joined him. LeBeau describes the music as "country, folk rock."

"I mostly do it in the offseason," LeBeau said. "It's just a period of relaxation. It is definitely one of my favorite pastimes. I just play for myself mainly, but I have played in front of people before and they'll say, 'I've never heard that song before.' And I tell them: 'You'll probably never hear it again either.' Song writing, it's not all that easy.

"But I enjoy it. I am not going to be down there on Broadway any time soon, I can tell you that. But yeah, I enjoy it."

Titans coach Mike Mularkey, whose office is down the hall from LeBeau's, has heard the music coming from the defensive coordinator's office.

"Yeah, I can hear it down the hallway," Mularkey said with a smile. "He has a good tune, definitely. It sounds pretty good. Now I'm not sure he's going to be at the CMA Festival next year, but he has a good tune."

In many ways, LeBeau has impressed those around him since joining the team prior to the 2015 season.

Last Christmas, LeBeau recited 'Twas the Night Before Christmas to the team. He stood before the entire team on Christmas Eve and recited the poem from memory for roughly 18 minutes, without skipping a beat.

This offseason, while on the golf course, he recorded a hole-in-one -- it was his 7th.

Last season, LeBeau was largely responsible for making changes to improve the Tennessee defense, and he's expecting bigger and better things this fall, when his singing and guitar playing will be put on hold -- but not his listening.

"I listen to all kinds of music," LeBeau said. "I love music, I really do. I'm not a big fan of opera, but anything else, any genre you want to name, I love it, and I'll have it on. My personal favorites are John Prine and Hayes Carll."

LeBeau went to see Carll perform in Nashville not too long ago. Since moving to town last year, LeBeau said he's been downtown to hear music a few times. He loves the city, and the energy around it, he said.

Football, meanwhile, still gets him going. The start of another season is music to his ears.

"There's no doubt, (playing the guitar) is something I do to relax a little bit," LeBeau said. "I've run out of time for my second career, so I'll stick to coaching, I guess. But I like music, and I like my songs."

###

**DICK LEBEAU TALKS
TITANS, CHRISTMAS
TRADITIONS AND MORE**

**BY ANDREW MARANISS
THE TENNESSEAN
JUNE 12, 2016**

At age 78, Titans defensive coordinator Dick LeBeau enters his 57th year in the NFL as a player or coach. He was elected to the Pro Football Hall of Fame in 2010.

What was your first experience with football?

The day I was big enough to walk, I was playing football. I was born in 1937 so, needless to say, that was before video games, because that was before video. We were outdoors all the time. We played in the post office yard in my little hometown of London, Ohio. We would go and take the "Keep off the Grass" sign down because that was our football field. Hell, I kicked my football up on the roof all the time.

Did you wear a leather helmet?

I never had a leather helmet. But when we were in junior high school, they had a closet about the size of my office. All the old equipment from the old days was in there. Way in the back, there were still some leather helmets, but nobody had to wear them. But I saw the leather helmets. I do go back that far.

You played at Ohio State for Woody Hayes and won a National Championship in 1957. My memory of Hayes is him punching a Clemson player. Was he harder on you guys than he was on that Clemson player?

Oh, definitely. He didn't hardly even hit that guy. We weren't allowed water on the practice field. Every now and then, if Woody was in a good mood, he'd give us an ice cube. Their whole concept was to make you tough enough to compete in the fourth quarter. There's an old saying that if it doesn't kill you, it's

good for you. As far as I know, Woody didn't kill anybody.

You went to college with golfing legend Jack Nicklaus. What was he like then?

The few times I got to play golf with Jack were enough to let me know that I better really concentrate on football. We were playing one time and I was screwing around with my shot and he said, "What the hell are you doing?" I'm trying to decide what club to hit, between a 7- and 8-iron. He said, "Take the 7-iron and hit it two grooves up and that will take about seven yards off it." What do you mean two damn grooves, I'm just trying to hit it!

Where were you when JFK was killed?

There was a guy with this big idea for the Detroit Lions to put out a Christmas record. Friday was a lighter day of practice and they had rented this studio, and I don't know how many of us went over there, probably 10 or 15 of us who liked to sing. And this guy had choreographed the carols and songs. If you can imagine professional football players singing Christmas carols, and there were maybe only one or two of us who could carry a tune. We were working on that damn record when we heard the news.

Speaking of Christmas, you recite "The Night Before Christmas" for your teams. How did that get started? You used to do it for your mom and your aunt, correct?

I've done it for my family for a long, long time. We were middle class, and that's a nice way of saying kind of poor, but we never knew it, because everybody in town was in the same boat. They came through the Depression and World War II. Nobody had much of anything. But at Christmas time, you would have thought we were the Rockefellers. I wanted to let my family know they had passed the spirit of Christmas — giving and concern for your fellow man and the birth of Jesus.

So I thought what would be a good way to do that? I've always loved that poem. I think I'll learn it. I sit down putting together bikes and dollhouses on Christmas Eve with a beer, which is not a good idea if you're trying to learn that poem. There's more stanzas than you think. It took me a couple of years and, finally, about the third year, I said I think I'll see how far I can go without the beer. So, I started doing it just for the family.

Then, I was coaching in Cincinnati and I said, well, my defense is like my family, I'm going to do it for them. And I did, and the head coach said, "I heard you did 'The Night Before Christmas.' I want you to do it for the whole team." That's when I started doing it for everybody. I love to do it. They indulge me and act like they're paying attention. But, as I see players who maybe I haven't seen for 15 years, one of the first things out of their mouth is, "Are you still doing 'The Night Before Christmas?'" It's a part of their memories, too.

You've been around great teams, mediocre teams, bad teams. How do you feel about where this team stands now in its progression?

I think we made a lot of progress last year. It just didn't reflect in the win-loss column. We were in the majority of our games and leading late in a lot of our games. You've got to go through that process in this league a lot of times. We're really looking forward to continuing that process and reaping the rewards of winning some games.

I remember my first trip to the Super Bowl with Cincinnati, we played San Francisco. It was a 14-game season, and both teams were 3-11 the year before. They looked like sudden turnarounds, but they weren't. It was a gradual build-up of a lot of things.

You're really into movies. What's your favorite football movie of all time?

When I was playing in college and pro, I went to movies all the time.

What's the one where Ronald Regan as Knute Rockne says to win one for the Gipper? Or "Father Was a Fullback" with Fred MacMurray. You ever see that? I like the feel-good stuff. I get enough of the realism getting your ass beat.

You sing, you play the guitar. Have you gotten to do any real "Nashville" types of things since you've been here?

I got to go down to a Hayes Carll concert with my son. I've been a fan of his since he started recording. I'd never been to a concert with my son. That was a milestone, and then for it to be with Hayes Carll, it made my day. Definitely without a doubt, one of the highlights of my life was that concert.

You're in the Hall of Fame and won two Super Bowls and that was a highlight of your life?

It was Hayes Carll, man. It don't get any better than that.

###

**HALL OF FAMER TIM
BROWN: OC TERRY
ROBISKIE WILL SPARK
TITANS**

**BY JIM WYATT
TITANS ONLINE
JULY 15, 2016**

NASHVILLE, Tenn. – Tim Brown's NFL career began back in 1988, and when he retired 17 seasons later, his list of accomplishments was a long one.

So is his memory.

The Hall of Fame receiver remembers Terry Robiskie well. Robiskie was on the Los Angeles Raiders coaching staff when Brown arrived in the league. He was offensive coordinator with the Raiders from 1989-93, when Brown had the first of his nine 1,000-yard seasons.

Robiskie is now offensive coordinator with the Titans, something Brown wasn't aware of when he visited Nashville earlier this offseason.

"Terry is here now?", Brown asked with a smile. "Oh my gosh!"

Then, the memories flooded in.

"Let me say this," Brown said. "Marcus (Mariota) is going to have a lot of fun. The thing about Terry that you love is his intensity for the game. Man, it is unmatched by any coach I have ever been around. He has a passion. I am talking about a crying, teary passion for this game like no other coach I have been around.

"So from that standpoint, he is going to get the most out of this offensive club and certainly get the best out of Marcus. And I think Marcus is really going to benefit from having a coach who is so passionate about the game."

Brown, a nine-time Pro Bowler who raked up nearly 15,000 receiving yards with the Raiders, was in Nashville earlier this offseason with

four other Heisman Trophy winners for a football clinic for youth at Nissan Stadium in conjunction with the Heisman Trophy Trust and Boys & Girls Clubs of Middle Tennessee.

As part of Nissan's ongoing collaboration with Habitat for Humanity and the Heisman Trust, the Heisman Trophy winners joined a Habitat for Humanity construction crew to build a new home in Nashville.

Brown believes Robiskie can light a spark under the Titans, who finished 30th in the NFL in total offense (25th rushing, 25th passing) last season.

Robiskie, who has 34 years of coaching experience in the NFL, including six seasons as an offensive coordinator, joined the Titans after spending the past eight seasons as wide receivers coach with the Falcons.

"He's a tough love guy," Brown said of Robiskie. "He'll come in and cuss you out and then pat you on the butt on the way out the door. He used to get on me all the time. It came to the point that I knew what I was going to get."

Brown predicted big things to come from Mariota following a season when he set franchise records for most touchdowns (19), completions (230), passing yards (2,818) and passing attempts (370) in his first NFL season despite missing four games with knee injuries.

Brown said other Titans, of course, will need to play well around him.

"Marcus is a rare guy, but the thing is he can make a perfect pass, and if they don't catch it, guess what?," Brown said. "Guys have to do their job around him. The thing for him is he has gain a rapport with a couple of guys on the offensive side of the ball, and know those guys are going to take care of him at all times. And you have to rely on those guys. If you look at all the great quarterbacks, they all have their go-to guys. He needs to establish that as quickly as he can and work on it.

"... You know he is going to make the right decisions, and is going to do the right thing. The football part is what it is, and it is going to come natural. The best thing about a rookie is they become second-year players, so he can take all that experience from last year and become a much better player and he will because he has the talent to do that. And with all the talent the Titans are going to get around him now, he is going to be able to do great things in the future. It's going to be fun for the fans here in Nashville to watch him grow."

###

**NEW TITANS
COORDINATOR TERRY
ROBISKIE EXCITED TO
SCHEME**

**BY JASON WOLF
THE TENNESSEAN
JANUARY 28, 2016**

PAGE: 1C

MOBILE, Ala. – Terry Robiskie stood under the cold metal bleachers at Senior Bowl practice Wednesday afternoon and spoke publicly for the first time since being named the Titans' offensive coordinator last week.

He hasn't had time to learn much about the team's personnel, aside from quarterback Marcus Mariota, who he spoke with briefly over the phone. And he didn't want any of the Titans assistants to catch him up, either, preferring to make his own judgement calls in time.

But those aren't the only calls he's tasked with.

Robiskie will be calling plays for the first time since 2004, when he was the offensive coordinator and interim head coach of the Browns. But the excitement, he said, doesn't stem from being charged with dictating the plays, but from scheming, coaching and seeing his athletes find success.

"It's exciting to be able to sit and design something," Robiskie said. "I don't think the excitement is in, to sit down and call it. No. I think the excitement is to draw it up. The excitement is to prepare, to put it together, to practice it, to work it, and then to see them execute it."

Coach Mike Mularkey and general manager Jon Robinson have talked about wanting smart, team-first players. Of course, those seem like platitudes, attributes every organization desires.

But the process of making that a reality begins with the coaching staff, and Robiskie embodies the team-first attitude.

"You draw up a play, you put it in, you call it and it's there, we miss it, whatever it is," Robiski said. "We call a bench route for a touchdown and, boy, it was wide open and we missed it. That's disappointing. I don't care who called it. It's disappointing.

"I think the joy and the greatness of (coaching), you saw something in practice or you saw something on film, and you worked it, and all of a sudden Harry Douglas catches it and scores, and then all the guys, the whole team goes crazy and is excited. That's the joy of it for me. The joy isn't to say I called it. I don't care who called it. It doesn't matter to me who called it. It's who executed it. It ain't about the play; it's about players. It's about who can make that play come to life."

Robiskie, 61, has 33 years of NFL coaching experience, including five as an offensive coordinator. He spent the past eight seasons as the Falcons' wide receivers coach, the first four working alongside Mularkey, who was the team's offensive coordinator.

Robiskie was key in the development of stars Roddy White and Julio Jones and also coached Douglas from the time he was drafted in the third round in 2008 until the veteran wide receiver joined the Titans last season.

The Falcons played against the AFC South last season, which gives him a head start on understanding the division, he said.

Robiskie said he will work in tandem with new wide receivers coach Bob Bratkowski, who was Mularkey's offensive coordinator with the Jaguars in 2012. The two are friends, he said, and will be able to strike a healthy balance.

"Bob's been in my seat, I've been in Bob's seat. We'll interchange that extremely well," Robiskie said. "I think I'll walk in his room and when I get in there too much, Bob's going to tell me to leave. He knows when to tell me to leave."

Robiskie makes sweeping gestures as he speaks, and the Super Bowl XVIII ring on his right hand reveals the depth of his experience. It stems from the start of his career, and his second of 11-season run with the Los Angeles Raiders that concluded with four years as offensive coordinator.

Former Heisman Trophy-winner Jim Plunkett led Los Angeles to a 38-9 victory against the Redskins on Jan. 22, 1984.

More than three decades later, Robiskie hopes to set an "aggressive, physical, nasty" tone and eventually have another Heisman winner deliver a ring for his other hand.

If the primary reason he accepted the Titans' job was to reunite with Mularkey, a close second was the opportunity to work with Mariota.

"He looks like just a natural-born football player," Robiskie said. "He looks like a guy that just enjoys going out and playing the game, and it looks like he's having fun doing it."

###

ANTONIO ANDREWS NOT BACKING DOWN FROM COMPETITION

**BY JIM WYATT
TITANS ONLINE
JUNE 23, 2016**

NASHVILLE, Tenn. – Antonio Andrews rose to the top of the top of the team's depth chart at running back last season, adding another chapter to his underdog story in the process.

Now, Andrews finds himself fighting for survival.

With the addition of veteran DeMarco Murray and a talented rookie in Derrick Henry, Andrews knows he has to prove himself all over again with the Titans.

So, what's new?

"People count me out every year, but that's just fuel to the fire, and motivation," Andrews said. "I am not trying to make no best friends. I am trying to feed my family.

"So it's the same mindset as I've always had – be the starter and keep working hard and stay consistent."

Andrews, who played in four games in 2014 after making the team as an undrafted free agent out of Western Kentucky, led the Titans in rushing with 520 yards and three touchdowns last season. He also caught 21 passes for 174 yards.

Things have changed since then, though. Following the trade for Murray, the team drafted Henry, last year's Heisman Trophy winner out of Alabama, in the second round. The Titans also have running backs Bishop Sankey, David Cobb and David Fluellen in the mix.

Andrews said it's a tight group, despite the competition.

"I am real cool with DeMarco -- we are locker buddies so we are clowning all the time," Andrews said. "I've talked to Derrick a little

bit, too. We are a close group, and we talk to each other.

"There's a lot of competition, but that will make us better. The reps are limited so when you do something you want to do your best. The competition will be upped because reps are limited and you have to perform."

Titans coach Mike Mularkey said Andrews has responded well to the competition, like the other backs.

"(He's been) very positive," Mularkey said of Andrews. "That's one thing I'll give credit to that group, if anything they've all picked up their game. They're all much more detailed. We're making less mistakes. You see no body language that has affected them and what we're doing at that position. That's one group I've been really pleased with the way they come out to work every day."

Andrews, who worked his way up to the active roster from the practice squad in 2014, said he was pleased with his accomplishments last season. While he kicked himself at the end of the year after a missed blocking assignment against the Patriots led to quarterback Marcus Mariota being sacked – and injured – and a fumble that was scooped up and returned for a score against the Texans, he felt he answered the call.

Heading into training camp, Andrews is fully aware not every running back on the roster now will make the team.

He plans to do everything possible to convince the Titans he's worthy.

"They know what I can do and they know I am only getting better," Andrews said. "I don't really worry about (the number of backs who will make it). We had a lot of running backs my rookie year, and last year we had a lot of tight ends. So you never know.

"(Last year) I reached my personal goal by becoming a starter, even if the season didn't go as planned. But I know everyone is getting better,

and we've made some moves. So it is real competitive now.

"You just have to compete," Andrews continued. "At the end of the day, I am an undrafted free agent, whether I was a starter last year or not. I am an undrafted free agent and I am going to bring everything I can to the table."

###

**TITANS LB DAVID BASS
MORE COMFORTABLE,
READY TO PRODUCE**

**BY JIM WYATT
TITANS ONLINE
AUGUST 19, 2016**

NASHVILLE, Tenn. — The Titans scored a nice catch at the start of last season in linebacker David Bass.

Coming off a productive year, Bass is happy he's not in catch-up mode, and he's ready to contribute again.

He's had a solid training camp, when he's built on his reputation.

"Oh man," linebacker Brian Orakpo said of Bass, who was claimed off waivers from Chicago the Sunday before last year's season opener. "He has like a lucky horseshoe in his back pocket. This guy is around every loose ball, every interception. We have all kinds of nicknames for him. Every ball, we know Bass is coming up with it."

Bass, heading into his fourth NFL season, posted 42 tackles, 1.5 sacks and an interception last year. He started seven games, and provided a nice boost when the team lost linebacker Derrick Morgan to injury during the season.

A year later, Bass is feeling more comfortable. And he's been playing like it.

"It was on the go last year," Bass said. "I am still learning, and really, you can never learn too much. I am always trying to build chemistry and get more comfortable in the playbook. But I've had a whole offseason to work at things I needed to improve on from last year, switching to a 3-4... and I think I am better with the playbook, and making plays.

"Last year was my first year playing in the 3-4, so I am trying to get better at dropping, being in space ... and setting the edges. ... I am never satisfied, you can't be content in this game. I am working every day."

With Orakpo and Morgan set to start for the team at outside linebacker, Bass should provide a key piece to the rotation. In Saturday's preseason opener against the Chargers, Bass was credited with a tackle, just five days after a scrimmage at Nissan Stadium when he came up an interception. Linebackers J.R. Tavai and Deiontrez Mount were among those with sacks on Saturday night. Another outside linebacker, second-round pick Kevin Dodd, came off PUP on Wednesday, and he's looking to make an impact.

Bass said having a healthy Orakpo and Morgan — and depth — will be key.

"The rotation is everything," Bass said. "If we can keep fresh bodies on the field it is going to be tough for the offenses to get a hold of what we are doing, and if they do they still have to stop us. With everybody back, we're going to be a defense to mess with. We're going to be good."

Titans coach Mike Mularkey said he's seen improvement out of Bass, who also recorded an interception — and what would've been a Pick-6 — early in camp.

"His level of play has gone up, so now you're talking about we've got two bookends with Derrick being back—and he looks really good," Mularkey said of Bass. "We're being smart about it, but he looks really good. So we've got some depth at that position, which we didn't feel like we had last year."

###

**TITANS DL ANGELO
BLACKSON WANTS TO
PLAY FASTER IN SECOND
NFL SEASON**

**BY JIM WYATT
TITANS ONLINE
JULY 1, 2016**

NASHVILLE, Tenn. – Angelo Blackson sprinted around the practice field on the final day of the team’s minicamp earlier this month looking like a sprinter trapped in a defensive lineman’s body.

He was part of a four-man relay team, and his performance was pretty impressive – especially for a 300-pounder.

“One of my goals this offseason was to get faster,” Blackson said. “I’ve dropped a few pounds. I wanted to add a little more speed to my game.”

Blackson, of course, won’t be making many long-distance runs from his position on the defensive line. He wants to impact play with quick bursts, and he feels like he improved during his first full NFL offseason.

A 6-foot-4, 318-pounder, Blackson was a fourth-round draft pick by the Titans out of Auburn in last year’s NFL Draft. He played in all 16 games for the Titans last season, finishing with 19 tackles, 2.5 sacks and two quarterback pressures.

He was pleased with his offseason progress.

“It has been great,” he said. “(I’ve) just been trying to improve on the things I know I needed to improve at and trying to take it step by step, day by day.

“Some technical things, pads level, hand placement – I’ve been working on a lot of things. But the biggest thing is more the approach from the IQ, from the pre-snap, being able to read formations better.”

Blackson has worked at both defensive end positions this

offseason, and said he’s also worked some at nose tackle.

Coach Mike Mularkey praised Blackson as he flashed during his rookie season.

“What he can do along the line of scrimmage,” Mularkey said Blackson, “I think he is more athletic than a lot of the guys he is going up against. He is extremely good with his hands. The combination of that...I think he is going to be a good player.”

Blackson believes he’s faster, and he’s in better condition heading into Year 2.

He’s already looking forward to training camp, which begins the end of July.

“(Year One) was different, but like everybody, you need to adjust,” Blackson said. “You just have to learn the mental, and be a mental player and put yourself in a better position pre-snap.

“I’m just taking it day by day and improving at the things I need to improve at. And when camp comes around I want to do my best and put my best foot forward.”

###

**WHAT'S IN A NAME?
TITANS CB VALENTINO
BLAKE EXPLAINS**

**BY JIM WYATT
TITANS ONLINE
SEPTEMBER 7, 2016**

NASHVILLE, Tenn. —The Titans signed cornerback Antwon Blake this offseason. It's the name on his ID badge, and in the team's media guide. Since entering the NFL in 2012, it's how he's been listed on rosters.

But moving forward, he'd like to be known as Valentino Blake.

Blake has his reasons.

For starters, Valentino is his middle name. But the name change also provides a chance for a fresh start.

"I wanted to make more of a formal switch, and that's what I really prefer to be called," Blake said. "Overall, I like Valentino more. I've been wanting to do it, and I figure a new team, a fresh start, so there's no time like the present."

Blake, heading into his fifth NFL season, actually goes by a lot of names.

His nickname is "Zilla," which is referenced in his Twitter handle, "@ZillaMane41." But a lot of his friends also just called him "Blake."

Some more background:

"Zilla is a nickname that kind of came up," Blake said. "I actually got it my freshman year in college (at UTEP) from one of my strength coaches. I started lifting, and it was like 'Godzilla.' And some of the dumbest nicknames, they just stick if everybody likes it. It made its way home and I embraced it, and that's what they call me.

"Antwon, that's what people call me when they don't really know me."

Titans cornerback Jason McCourty is playing a different kind of name game.

"I call him little guy," McCourty said with a smile. "We actually all call him Zilla but I hear he'd rather go by Valentino now than Antwon. He is one of those type guys where each day you are trying to figure him out a little more.

"Hey, whatever makes him happy, I'm cool with it."

Blake is so cool with the name "Valentino" he has it tattooed on his back.

On Monday, when quizzed about the name change, Blake said he hopes it catches on, but he knows he'll still answer to a lot of names. On the team's depth chart and updated roster, he now appears as Valentino Blake.

More than anything, he wants to make a name for himself with the Titans after previous stops in Jacksonville and Pittsburgh.

"I am definitely excited to be here, especially from what I have been seeing from the team in camp," Blake said. "Everyone's mood around here, you can tell the atmosphere is good. Guys are working, and everyone is looking to have a big year."

###

KEVIN BYARD

DIRECTSNAPS: BYARD'S NFL PIPE DREAM BECOMES REALITY

**BY KEVIN BYARD
TITANS ONLINE
NOVEMBER 2, 2016**

DirectSnaps is a story series contributed by Tennessee Titans players sharing their perspectives, both on and off the field, with fans. This week's entry comes from rookie safety Kevin Byard.

From where I'm from, the NFL is a pipe dream.

I've been playing football on the streets with my friends for as long as I can remember. If you would have asked me 10 years ago if I'd be here, I'd have probably just been joking or talking or wishing if I said yes. At that point, I had never even played organized football. It's kind of one of those deals where we all said that's what we were going to do. "Yeah, I'm going to go play for a DI college. I'm going to make it to the NFL." We all said it, so none of us really fully believed it.

But that started to change my freshman year at MTSU, which was my first season playing only on defense. I ended up having 70-something tackles, four picks — two for touchdowns — and making the freshmen All-American team. It was sort of like, "Woah, I just started playing safety. I might be able to take off with this thing."

That's when I bought all the way in and realized I might be able to play at the next level. From that point on, I had tunnel vision. My mental focus was just don't waste what you've got. Don't waste what you can do.

I've always had a lot of aspirations. I reset my goals all the time. As soon as I complete a goal, I'm on to the next one. Before I got to the league, my motivation was my family and wanting to put my mother in a spot where she wouldn't have to move anymore or pay rent. I got drafted and was able to make that happen.

Now my motivation is proving to myself that I can become the player I know I can be. I want to go to the Pro Bowl and earn my next contract. I want to be able to talk about being a future Hall of Famer, hopefully having Titans franchise records. I want to be a leader on this team as far as people can look up to me and depend on me when it comes to making a play or anything else, on and off the field. I just want to keep elevating. Whatever's next, I've got to get it.

I play the game to be the best. I don't play the game to be mediocre. I don't play the game to just be one of the guys. I want to be one of the better guys, no matter where. I don't look at it on a small scale, wanting to be one of the better guys on the team. No, I want to be one of the better guys in the league. I look on a bigger scale.

But that drive that I have, it didn't come from being in the spotlight. It came from the dark days, from the struggle. My growing up years were not easy. My mom raised all of us kids on her own. We moved a lot and never really had one place to call home. Going through the struggle, it helps you appreciate things and it keeps a working mentality. The work is never done. There's always the fear that you can go back to that situation, so you just keep working. You never settle. My struggle taught me that nothing good ever comes easy.

I'm blessed to be where I am right now, but being a rookie reminds me of that struggle every day. I'm at the bottom, in terms of the NFL ranks. I haven't proved anything yet and I have a long way to go to reach my goals. But if there's one thing I know, it's that light always comes after the dark. You always have to go through something hard to start elevating.

That's what I hold on to, in football and in life. It's going to be tough before it gets easy. To be here playing for the Titans goes to show that no matter what situation you come from, no matter really what happens, if you keep on pushing,

you can get there. You've got to stay steadfast, because light always comes after the dark.

###

TITANS ROOKIE KEVIN BYARD HAD TO GROW UP FAST

**BY JOHN GLENNON
TENNESSEAN.COM
JULY 19, 2016**

He wasn't ready to be a father figure, not at the age of 14.

But Kevin Byard didn't have much of a choice at the time.

When his parents divorced in 2007, Byard headed south to Atlanta with his mother, older brother and five younger siblings — including three little sisters ages seven, five and three.

There was no plush new home awaiting the U-Haul when it rolled in from Virginia, no sense of financial security for the family either. They lived in the basement of a friend's house at first, wondering how they would afford to set out on their own.

The resulting circumstances meant Byard would grow up much quicker than expected, as — even in high school — he and his older brother took responsibility for the younger members of the family while their mother worked long hours as a waitress at the Piccadilly Restaurant.

Byard helped hold his family together through the years, even as it was evicted seven times in less than a decade.

Though he missed out on many of the traditional teenager experiences along the way, Byard — a former Middle Tennessee State University standout who's now a Titans rookie safety — credits the difficult times earlier in his life for helping to forge an advanced maturity and focus.

Those are some of the traits the Titans saw in Byard when they chose him in the third round of the NFL draft. He signed his contract last week and will compete for a place in the starting lineup when training camp begins next week.

“When I look back at that time, it was definitely the most adverse time in my life — my mom moving with little to no money, and me and my oldest brother having to be caretakers for my little brothers and sisters,” Byard said. “But it's definitely something I feel like groomed me into the man I am today and into being responsible at a young age. It definitely helped me grow up fast.”

Crying all the way to Georgia

Byard's mother, Artina Stanley, was taking online college courses at the time of her divorce, so she'd recently received a Pell Grant check for a couple of thousand dollars.

Stanley put almost all of that money into the family move, figuring a fresh start in Atlanta would be good for a couple of reasons. It would provide more athletic exposure for Byard, who was already showing signs of becoming a very good football player. And one of her best friends lived in the area.

“I knew I had to take advantage of the opportunity to go, so I closed my eyes, got in the U-Haul and got on the road,” Stanley said. “We all cried the whole way to Georgia, but I felt in my gut it was just the right thing to do.

“By the time we got to Georgia, I might have had 100-something dollars left. I was scared, very afraid.”

Stanley's friend connected her with another friend, who lodged the family of eight in a finished basement. Within a couple of weeks, Stanley landed her job as a waitress, a job she still holds.

But with Stanley having to work from 11 a.m. until 9 p.m., Byard and his older brother, Kavonne, took on parental roles at home — even as they attended high school and played football.

“It was a trying time for me because I was always the type of parent that was saying I will never have my

children watch my children,” Stanley said. “But I had no other choice.

“(Kavonne) had to pick up one of his baby sisters at day care every day. Kevin would be at home straightening up the house or making sure his little sisters and brothers had lunch, or possibly preparing dinner or whatever. They had to do all this between the time they were dismissed from school and when they had to go back to practice at 4. They had to do this before they could do anything else.”

Said Byard: “When my mother came home at night, we had to make sure the house was together and everything. My sisters were still so young that they were just running around, acting crazy. So it was definitely on our shoulders. We were the ones getting yelled at, not the younger ones.”

Byard admits he wasn't always thrilled with his new responsibilities, but he understood and accepted them.

“I was just 14 going on 15, so being that age, you really want to be a teenager,” he said. “You want to go out there and do the different things that everybody else is doing, but you've got to make that sacrifice.

“You gotta' change from being a teenager. You can't go out. You have to come home and make sure the house is clean. That was pretty much the biggest change for me, doing stuff that I didn't want to do. But it was something I had to sacrifice for me and my mother.”

I got your back, Mom

Stanley worked more than one job to provide for the big family, taking part-time positions at Golden Corral and at Primerica Insurance at different times.

“I had to show my children that hard work pays off,” she said. “Never wait for anyone to bring you anything. You work hard until you accomplish what you want to accomplish.”

KEVIN BYARD

But even with her incomes, as well as the support provided by Byard's father, it was difficult making ends meet and paying all the bills.

Byard recalls having to pick up and move three times during his four years of high school.

"When we got out of the basement and got our own place, things kind of stabilized a little bit," Byard said. "But it definitely never really got easy."

In fact, Stanley said the family has been evicted seven times in the nine years since moving to Georgia.

"There have been times we had to move, or we'd have the heat turned off on us," Stanley said. "But we were never homeless and we have never been hungry. That always makes me smile."

Through the hard times, Stanley said neither Kevin nor his older brother ever wavered on their decision to stay with their mother, nor shirked the responsibilities to their younger siblings.

"I think there were times where Kevin wondered, 'Why do I have to do this?'" Stanley said. "But at the same time, he was like, 'I got your back, Mom. Don't worry about it. We got it.'"

A room for every child

Even before Byard signed his contract, the advances he was able to get after the Titans drafted him last April allowed for an important step: He moved the family into a bigger Atlanta home — one with a room for every sibling — and began paying the new rent as well.

"I hated having to see her pack up and keep moving like that," Byard said. "I just wanted her to be somewhere stable. She doesn't have to move anymore."

Said Stanley: "That was an amazing, amazing blessing for me that he was able to do that. That was one of my biggest worries all of my

life, like, 'Oh God, am I going to get the rent?'"

###

Stanley is still working at the Piccadilly Restaurant, where she keeps her regular customers informed on her children's accomplishments. Kavonne is working toward a master's degree at Valdosta State, while another brother is preparing for his first year at Wagner College in Staten Island, N.Y.

"It's been a tremendous challenge to all of us," Stanley said. "But I'm starting to see the fruits of our labor."

Byard, meanwhile, appears to have a bright future with the Titans, who were every bit as impressed with his work ethic, learning ability and intelligence as they were his talents on the football field.

He tested out better than any other prospect in terms of his ability to process the schemes and defensive information the Titans threw at him during the interview.

"We try to give the same questions and the same board work to everyone, so it's a fair evaluation," Titans coach Mike Mularkey said. "He just clearly stood out, to be able to get back up there and spit it back out. ... He was easily the best on the board in being able to retain (information) and shoot it back at us."

Byard is looking forward to battling for a starting job in training camp, and to beginning his NFL career less than an hour away from where he starred for the Blue Raiders.

His status these days is a far cry from what it was a decade ago, when Byard began to play a father-figure role to five younger siblings in the basement of a friend's house. But who's to say where life might have led him otherwise, had he not endured the hardships and learned the lessons he did during that time?

"At the end of the day," Byard said, "it definitely helped me out to become a better person."

JURRELL CASEY

**JURRELL CASEY
DISCUSSES LIFE, ON AND
OFF THE FIELD**

**BY JIM WYATT
TITANS ONLINE
OCTOBER 27, 2016**

NASHVILLE, Tenn. — The Titans drafted Jurrell Casey in the third round of the 2011 NFL Draft out of Southern California.

Since, Casey has developed into one of the NFL's top defensive linemen.

He's coming off a Pro Bowl season, and he has over 430 tackles and 30 sacks in his playing career.

Titans Online sat down with Casey recently to discuss a number of topics, on the field and off it.

Here's how the conversation went....

Right out of the gate: How did you get steered into football?

"My mother and my uncle, Horace Burns. He actually got me into Pop Warner. My brother and all of us played, and that is what started to drive me toward the game of football."

What were your thoughts when you first arrived in the NFL? Any long-term goals?

"The first thing is I wanted to make sure I earned a starting spot on the team. From Day 1, that was my mindset when I came in, and I was able to do that. Now my goal is to make it to the Hall of Fame. I want to be the best player I can possibly be every week on the practice field, and on Sundays."

How much did it mean to you to play in the Pro Bowl last year?

"It meant so much to me. You get the respect of the guys around the league, and just to be in the presence of the guys in the league, the best players in the league. And they showed me a lot of respect. It is a

huge blessing, and it's where each individual should want to be."

Since I've been around you, I've heard you talk a lot about your mother, Collette Burns. Can you describe the impact she's made on your life? And when you think about your mom, what comes to your mind?

"The biggest thing about my mom is her work ethic. No matter what the situation was when I was growing up, and no matter what was going on in our household, she was always dedicated to make sure we had exactly what we wanted, and exactly what we needed. She worked two jobs, and made sure she was there on time. She never missed a day. And she also made sure she was able to take care of her kids. When somebody can do that all by herself, it just shows you what you are capable of. She sacrificed for me, and helped set me up for a better lifestyle than she had."

Your older brother, Jurray, has impacted your life in a different way. Jurray was convicted of first-degree murder when he was younger. You've been very open in talking about that, while also crediting him for helping you refocus on becoming a better football player and student. How much did his experience influence your life?

"What happened to Jurray made a huge impact in my life. I could have definitely been in the same position he was in, or going in the same direction he went in when he was young. But he pushed me to go into the right direction and to make good decisions, and he kept me motivated to make sure I stuck with the talent God blessed me with."

You got married last summer. I know you and your wife, Ryann, set up the Casey Fund to help people in need, including people who have been incarcerated. She's an attorney in Nashville. How proud are you of Ryann, and what kind of impact has Ryann had on your life?

"I am super proud of her. She is great, and she has done so much to help me. She tries to help me with my presence in public, my public speaking, and just helping me be more of a patient guy. She wants to try and build my character off the field rather than just being a great person on the field. She has helped me in all kinds of ways. On top of that, she is a hard-working woman, someone who is dedicated to her craft. She graduated from law school, and she passed the bar exam [in California] and then passed another bar in Nashville. I give her mad props for that, because some people wouldn't do it again. But she is dedicated to our relationship and our family, and she got the job done."

You grew up on California. What did you think of Nashville when you first got here, and what's your opinion of the city now?

"When I first got to Nashville, I thought it was going to be a dead city. But now, I see it's a live city. It's a great city. And you see how many people have moved here and how many people visit here. No matter what time of year it is you'll see tour groups here, and it's always packed. It is great. I am definitely loving it."

You have played for three head coaches since you've been here – Mike Munchak, Ken Whisenhunt and now Mike Mularkey. What's different now?

"I think the biggest thing now is team chemistry. A lot of guys who've been around here for a little while now, we've been able to build a relationship between one another, and we've embraced new guys who have come in. We now have a team that plays off one another and plays together."

You've worn the No.99 since you've been here. Any reason why?

"It's just a number I got when I got here. I had no intentions of wearing 99. When they called me and asked me what number I wanted, I told them 91. But 91 was gone, and they

told me the next best numbers. I said, 'Stick me in 99.' Now, I love the number. I think it is a beast number, and it looks good for a defensive lineman. And I am trying to rock it."

What's your best memory as Titan?

"I'm going to have to hold off on that one until we win a Super Bowl."

Who's the best offensive lineman you've ever faced?

"I'd have to say Joe Thomas [of the Browns]. He is one of the best out there, and he is still crafty and shifty out there for his age. I say he has to be the best one."

What will you do when your playing career is over?

"The biggest thing is to get into the real estate market, and really try to get into the entrepreneur world and try to start up some things for myself. I don't have anything in mind in particular right now, I am focused on football. But that will be exciting too."

When your career is over, what do you want people to think of when they hear the name Jurrell Casey?

"I want them to think of a guy who worked hard no matter what, and a guy who pushed himself to be the best he could possibly be. I want them to remember me as a legend who played the game."

###

**JURRELL CASEY
CHALLENGED ON AND
OFF THE FIELD**

**BY JIM WYATT
TITANS ONLINE
APRIL 21, 2016**

NASHVILLE, Tenn. —Jurrell Casey has proven he can hold his own on the football field.

The 305-pound defensive lineman has pushed around, maneuvered past, and outworked large offensive linemen for five years in the NFL as a member of the Tennessee Titans.

Yet he's met his match off the field in fiancée Ryann Gray, who has passed the bar exam in California and Tennessee after graduating from Loyola Law School. She's currently with the Public Defender's Office in Nashville.

"She's a very strong woman," Casey said of Gray. "I am very proud of her."

So, does Casey ever win any arguments?

"Never," Casey said with a smile. "We debate all the time. It is actually great. She teaches me a whole lot, but you ain't winning no (argument)."

Casey doesn't seem to mind. On the couple's wedding website, in fact, Casey is wearing a shirt that reads "Real Men Marry Lawyers."

The Titans, of course, don't mind if Casey comes up on the short end of verbal sparring over board games, household chores or hot topics with his lawyer fiancée – the two are scheduled to be married on July 1. Just as long as he wins his battles on the football field, that's all that matters.

And coming off a Pro Bowl season, Casey said he's as motivated as ever. He said he learned from the experience, and picked up some valuable tips along the way.

"Definitely," Casey said. "I appreciate (the Pro Bowl experience) every day, especially to get the opportunity to be around all the great players. I think it was a real eye-opener for me to see how hard you have to work to get there and when you do get there, the learning experience you can get from those guys. You are only around them for a short period of time, but they have a lot of knowledge and it is something that is pushing me to try and get out there again for another year."

Casey does have one regret, he admits. Previously, he turned down two chances to go to the Pro Bowl as an alternate.

In 2015, Casey started all 16 games at defensive tackle, and tied for the team lead with seven sacks. Casey ranked second on the team with 11 tackles for loss, and a career-high 28 quarterback pressures, while also racking up 86 tackles.

After turning down a chance to go to the Pro Bowl in back-to-back years as an alternate, Casey opted to go this past year when a spot opened up. In 79 career games, he's recorded 28 sacks, and totaled over 70 tackles in all five NFL seasons.

"I definitely wish I would've done it earlier," Casey said. "It actually humbled me a little bit, seeing all the guys there. I think I should've just went as an alternate, at the end of the day it wasn't that bad. You have so many great players in this league, I can't be a guy who thinks I am better than the next guy because everyone is fighting every year to get there. I think it has humbled me a whole lot, to think when you do get in as an alternate just take it. It's a great learning experience going there."

A two-time team captain, Casey reported to the team for the start of the offseason program on Monday. He's been working out with his teammates the past few days, preparing for the 2016 season.

Following an offseason of change – 10 new players have been added since March -- inside the building, Casey said he's ready for more success in 2016, individually, and as a team. He learned by watching some of his peers at the Pro Bowl.

His bride-to-be, of course, also keeps him on his toes.

"I am here for the long haul and I am dedicated to this team, so no matter, every time the season starts I know we are looking to get on the right path and start winning games," Casey said. "I am very confident. We can only really go up, we can't really go down any more."

###

TITANS' MATT CASSEL IN FAMILIAR ROLE BACKING UP MARIOTA

**BY TERRY MCCORMICK
ASSOCIATED PRESS
AUGUST 3, 2016**

NASHVILLE, Tenn. (AP) — In one sense, Matt Cassel's football career is right back where it started — even before he entered the NFL.

Cassel signed a one-year deal in the offseason to back up Tennessee Titans quarterback Marcus Mariota, the 2014 Heisman Trophy winner from Oregon.

A dozen years earlier, while in college at Southern California, Cassel had an up-close view of another Heisman Trophy winner. Cassel backed up USC star Matt Leinart, who won college football's highest individual honor in 2004.

In between, Cassel has carved out a nice career of his own, one that has included six NFL stops and has ranged from filling in for Tom Brady to earning a Pro Bowl berth for the Kansas City Chiefs in 2010 with a little of everything in between.

At age 34, Cassel knows his role now is to mentor Mariota and be ready to be called upon just in case.

The Titans made the decision to go with Cassel, and a few weeks after signing him moved on from last year's primary backup Zach Mettenberger, who was waived and claimed by the San Diego Chargers.

Not only is the Titans organization what Cassel was seeking after splitting last season between Buffalo and Dallas, but the Nashville area was a fit as well.

"It was a great fit for me. I think not only from an organizational standpoint, but from a place to live," Cassel said.

"I also understand my role. Obviously, we've got a very young, talented quarterback ahead of me. I

was in a program when I was young where my elder was Tom and I was able to learn a lot, and I understand that my role is to come in and help him develop and be the best he can be.

"Anything I can do to help him along the way is something that will be valuable to the team and help us win games hopefully."

Mariota started 12 games as a rookie last season and threw for 2,818 yards and 19 touchdown passes. Cassel admired Mariota's play from afar and now appreciates it even more up close.

"In my mind, for a young guy to come in and play the way he did last year, and then also actually sit here and evaluate him this offseason, I've been impressed with each and every facet of his game," Cassel said.

"He's very smart. He's talented and he can make all the throws, but he's also got an unbelievable ability to make people miss and run.

"The sky's the limit for him. He's just got to continue to work, and I don't think that's an issue for him. He's one of the first guys in the building every day. I've got nothing but respect for him, and I love working with him."

The feeling is mutual in terms of what Mariota takes from watching and listening to the veteran in practice and the meeting room.

"He's been incredible for me, and (third-stringer) Alex Tanney has too. To have the quarterback room the way it is now, for me, it's been really helpful," Mariota said. "After every single set, I can talk to one of those guys and ask them what they saw."

Cassel has been on good, bad and even great teams at times in his career. Although the Titans have won just five games combined over the past two seasons, Cassel is optimistic.

"I think we're headed in the right direction," Cassel said. "I know one

thing, this team is a team that likes to work. We're young, but at the same time, these guys all give great effort.

"We had a great offseason. Now it's about coming together in camp and pushing each other and understanding the system and what the coaching are trying to accomplish on each and every play and growing as a team."

NOTES: The Titans have waived cornerback Bennett Okotcha, who had a shoulder injury. Okotcha joined the team May 16 as an undrafted free agent from Texas-San Antonio. ... Titans coach Mike Mularkey said Tuesday that wide receiver Kendall Wright "tweaked his hamstring" in practice.

###

**TITANS' JACK CONKLIN
FUELED BY
SCHOLARSHIP SNUB**

**BY JOHN GLENNON
THE TENNESSEAN
SEPTEMBER 9, 2016**

PAGE: 1C

At some point on Sunday — maybe when he wakes up, maybe when he drives to Nissan Stadium, maybe when he puts on his Titans uniform before the season opener — rookie right tackle Jack Conklin's thoughts will drift back to the snub.

It was only four years ago, after all, that Conklin, try as he might, couldn't attract the attention of the college football world.

Hard as it is to believe now looking at the 6-6, 308-pound Conklin — the Titans' first-round draft pick last April — not a single Division I football program offered him a full scholarship coming out of high school.

A walk-on at Michigan State, Conklin conquered one challenge after another, eventually earning a scholarship, winning All-American status and becoming the eighth overall selection in the draft.

But Conklin has never really forgotten the sting of that collegiate cold-shoulder, nor does he want to.

It fuels him.

"I still think about it a lot," Conklin said. "It's that chip-on-the-shoulder mentality. It's where I came from. I think about it every day, all the work I had to put in to earn that scholarship and get to this point. I know I need to keep that mindset going to get to where I eventually want to be in the NFL."

What about me?

Try as they might, Darren Conklin and son Jack just couldn't understand what was going on around them during Jack's high school senior season in 2012.

Or, more specifically, what was not.

Despite the fact he was the son of a high school football coach, and despite the fact Conklin had grown to about 6-6 and 290 pounds, he wasn't drawing the kind of significant college interest that merited a scholarship offer.

"It was tough for me being both a coach and a parent because I'd sit there and say, 'I know he's good enough,'" Darren Conklin said. "We knew that he had it in him and believed all along he had all the tools and attitude, and that people just weren't seeing it. But there are times you start to wonder, 'Maybe I'm wrong.'"

In retrospect, there were probably a few reasons why Conklin received such little interest.

One was that he came from a small school in sparsely recruited western Michigan. Plainwell High hadn't sent a high school football player to a Division I college in decades.

Second, Conklin began his high-school career as a 6-2, 225-pound fullback/tight end, not necessarily the kind of measurements — or positions — that excite a lot of big-time college recruiters. His position switch, and his weight gain, occurred later in high school.

Third, Conklin enjoyed playing basketball, too, so while many of the top football recruits were attending college football recruiting camps, Conklin was on the hardwood.

"I played a lot of basketball in the spring, so I really didn't go to my first college camp until summer going into my senior year," Conklin said. "I think playing basketball really helped me be a better athlete, but it probably didn't help the football recruiting."

Added Darren Conklin: "We got a late start in recruiting, so a lot of schools were already full.

The recruiting process now has been focused on 10th-graders to such an extent that it's silly."

Finally getting noticed

Conklin initially decided to attend Fork Union (Va.) Military Academy, a prep school that he hoped would allow him one more year to catch the eye of more college scouts.

But it was just about then that Michigan State — the arch-rival of Michigan, where Conklin's father and mother had gone to school — finally saw the light.

After watching some late film on Conklin, Michigan State invited him to the campus a few times and eventually reached an agreement: If Conklin was willing to walk on at Michigan State — and if everything went well that first year — the Spartans would reward him with a scholarship in his second year.

"I think probably some guys that come in on scholarships think they've already arrived a little bit," Conklin said. "I was at the bottom and I knew I had to keep working hard. I had to do more every day than these other guys did. I probably wouldn't have had that same mindset if I'd come in on scholarship."

Conklin redshirted his freshman season, but earned a starting spot in his second year. The ground-heavy attack of the Spartans proved a perfect fit for Conklin, who developed a reputation as a punishing run blocker on his way to becoming a Sporting News first-team All-American during his final season.

"I think he always had that extra healthy motivation," Darren Conklin said. "I know there were plenty of times that Jack looked across the field and said, 'That guy got a scholarship and I didn't. I'm going to put him on his back 20 times today to prove to that school what they missed out on.'"

FIRST-ROUND PICK JACK CONKLIN SETTLING IN WITH TITANS

BY JIM WYATT
TITANS ONLINE
AUGUST 6, 2016

NASHVILLE, Tenn. – Jack Conklin hasn't played in an NFL game yet, but that doesn't mean he hasn't faced pressure in his rookie season.

Take, for instance, the heated battles that go on between the offensive linemen and defensive linemen every day in training camp. He had one earlier this week with the "WWE belt" on the line.

Conklin, the team's first-round pick out of Michigan State, won his while working against edge rusher Derrick Morgan. It gave the whole unit bragging rights.

"Those situations I want to be in," he said. "It's the most game-like situation I think I am going to be in around practice. The pressure is on, and it's a game-is-on-the-line kind of thing. That's why you play football."

Conklin has settled in nicely for the Titans during his first NFL camp. He's worked with the first group at right tackle from Day One, and hasn't flinched.

"He's done a great job," quarterback Marcus Mariota said of Conklin. "He hasn't been overwhelmed too much as far as I've seen. He's come in and stepped up. Obviously everyone is going to have their mistakes. But he's learning from them and continuing to grow. We are going to need a lot of him out of that right tackle spot."

"Jack has been very solid, there's no question," coach Mike Mularkey said. "You wouldn't know he was a rookie."

Defenders have also been impressed.

"I think he is doing really well," Morgan said. "It is tough to come in as a rookie lineman, but he is holding his own. He has been consistent."

Offensive line coach Russ Grimm said Conklin remains a work in progress, but he also likes what he's seen.

"He is getting there," Grimm said. "Obviously he is not there yet, but Jack is a physical player and he is a smart guy but obviously he is a rookie. There's going to be some growing pains, but so far he has been making some good progress."

A 6-foot-6, 308-pounder, the Titans drafted Conklin with the eighth overall pick back in April. When veteran Byron Bell suffered a season-ending ankle injury during the offseason, Conklin went from splitting time to getting pretty much all the reps with the first-team unit, opposite left tackle Taylor Lewan.

Conklin has endured some teasing from Lewan, who went to rival Michigan.

But he's learned a great deal from him as well, he said.

"Taylor has been a big help for me, a guy who has gone through it," Conklin said. "He's a guy who I can really ask any question and he'll give me a good answer for it."

"Yeah, there's always a job here or there (about Michigan State), but we are teammates, and we are Titans now, and that is what matters, the Titans winning."

Mularkey said he anticipates Conklin will make some mistakes as he grows as a player, but said they've been few and far between so far.

When the Titans open the preseason on August 13 against the Chargers, Conklin will be tested even more.

Conklin plans to be ready.

"I am starting to understand the offense better, and now it is less

thinking, "I need to go here, or here'," Conklin said. "Now I can just move fast and get in the right position, and that's the point you want to be in, to move fast."

"The game is definitely faster at this level, and these guys are the best of the best. You have to be focused and locked in at all times. It goes from being one or two guys on the team to the entire defensive line, so you have to be on the top of your game."

"I am just going to keep working. It's my first camp and I hold myself to high standards and I want to be one of the best guys in the country at my position. I want to be in the right spot and know exactly what I am doing when the games come. But I am excited, and I am having fun."

###

**PERRISH COX REDEEMS
HIMSELF WITH LATE
INTERCEPTION**

**BY JIM WYATT
TITANS ONLINE
SEPTEMBER 19, 2016**

DETROIT, Mich. – As Titans coach Mike Mularkey made his way to the field for Sunday’s game, he crossed paths with cornerback Perrish Cox.

According to Mularkey, Cox made a prophetic statement leading up to kickoff.

“We talked about needing (an interception), and he said before the game walking down the tunnel he was going to get one,” Mularkey said of Cox.

Cox ended up getting that interception, of course. He picked off Lions quarterback Matthew Stafford with 22 seconds left to preserve Tennessee’s 16-15 win.

With a smile, Cox said it’s not necessarily a sign he should play the lottery tonight.

“I always tell everybody I’m going to get an interception,” Cox said laughing. “You have to believe it, and that’s my main goal.”

Stafford credited Cox for the well-timed play. The Lions were on their own 45 when Cox picked off Stafford at the 47-yard line.

“Guy made a good play,” Stafford said of Cox. “He was guarding Anquan (Boldin) on the outside and just kind of sloughed off, and that’s a tough one. (Eric) Ebron had some tough outside leverage, so he kind of had to cut his route short and it was the right job by him. Obviously, hindsight’s 20-20, I wish I wouldn’t have thrown it. But he was guarding somebody else and came off and made the play.”

Cox admittedly struggled earlier in the game.

He gave up some plays, and missed a tackle that resulted in a big play for the Lions.

“I didn’t have the first half I wanted, but my teammates and coaches had faith in me,” Cox said. “They just told me to keep my head up and you’ll make the play. I just wanted to make a play, man. The offense scored and came through and left it in our hands, and I was glad I could make a play.

“... If you’re a corner, things are going to happen. You can’t be perfect every play. It’s a tough position when you’re going against a couple of world-class athletes. ... But my brothers, they had my back and had confidence in me. At the end of game the opportunity came, and I was glad I made the play. A big weight got lifted off of me.”

Cox’s play was part of another impressive defensive effort for the Titans, who sacked Stafford four times. Outside linebacker Brian Orakpo led the way with two sacks, and linebacker Kevin Dodd and defensive lineman Karl Klug also recorded a sack.

In two games, the Titans defense has only allowed one touchdown.

“That was huge for Perrish,” linebacker Avery Williamson said. “I was so happy for him. I think that just shows our defense never gives up, and that has been our mindset since last year.

“When things don’t go your way you have to keep fighting. We kept fighting, and we came out victorious.”

###

**PERRISH COX READY TO
REPLACE BAD MEMORIES
WITH GOOD ONES**

**BY JIM WYATT
TITANS ONLINE
AUGUST 9, 2016**

NASHVILLE, Tenn. – Perrish Cox has turned the page, and he's hoping the next chapter is his best yet.

Coming off a disappointing season in 2015, the Titans cornerback is optimistic about what's ahead for 2016 -- for himself, and the Titans.

"I wasn't happy with last year," Cox said. "It was everything. It was me not making plays I could've made, me guessing routes instead of me playing my own game. And then to get injured, and when I did get back to myself we were on the losing end.

"I was more frustrated with last season than anything, and to not finish like I wanted to finish, it hurts. It makes me frustrated and it makes me mad. I know I have to go out and show what I can do because I know I can do it."

Cox, who signed with the team as a free agent last offseason after playing previously with the Broncos, 49ers (twice) and Seahawks, played in 13 games for the Titans after earning a starting spot. He had an interception, and also tallied 31 tackles and seven passes defensed.

But he admits he also batted inconsistency when he played. He didn't make plays he thought he should have in the run game and in pass defense. Late in the season, his effort was called into question when he failed to make a hit on Jets running back Bilal Powell near the goal-line. It was part of an embarrassing team performance which resulted in a 30-8 loss.

Heading into camp, Mularkey said tackling is one of the things he's looking for in the fight for the starting outside spot opposite Jason McCourty. Cox's chief competition

for the spot – Brice McCain – has been sidelined with a hamstring injury in camp.

"I'd like to see who can be the most consistent, and I've been saying that really from early on," Mularkey said. "Making the plays, being where they're supposed to be. When we get into these games, who's going to force the runs like we want. If you play corner for our team, you have to tackle. That's important, we going to see who wants to tackle."

Cox said he wants to leave no doubt in the fight for the starting spot.

He believes he's poised for a solid season.

"I want to be the best, not just on the team, but around the league," Cox said. "I am looking at the bigger picture, as far as what I can do right now. I want to make it to the playoffs. I want to get back to the Super Bowl again. I want to help change the atmosphere of the Tennessee Titans. If I can do my best to help that out, and compete to be the best, I think that will help out.

"Last year was a frustrating one, but I plan on making this one better. And I know I can do it. I've worked hard, I've competed against players my whole career as far as making the team and earning a spot. So I want to earn it by showing what I can do. I hope my teammates, the guys I am competing with, do the best they can. But I want to earn it and I want to come in and make as many plays as I can to help the team."

###

**DICK LEBEAU PRAISES
TITANS ROOKIE
LINEBACKER KEVIN
DODD**

*BY JOHN GLENNON
THE TENNESSEAN
SEPTEMBER 30, 2016*

In his two stints as the Pittsburgh Steelers defensive coordinator, Dick LeBeau coached a host of outstanding linebackers — Kevin Greene, Greg Lloyd, James Harrison, Joey Porter, Chad Brown and Lamarr Woodley to name a few.

So when LeBeau, now the Titans' defensive coordinator, offers up some comparative praise for a young outside linebacker, it's notable.

On Thursday, LeBeau said that Titans rookie outside linebacker Kevin Dodd, who played a 4-3 defensive end position in college, has made the switch to a 3-4 NFL outside linebacker better than any player he's coached in the past.

"I've never had a guy make a transition from a down defensive lineman in college to outside linebacker (in the NFL) fit in quite as well as he's done," LeBeau said of Dodd, a second-round pick who missed much of the offseason while recovering from foot surgery. "You still have to have some patience with him because again, he missed so much time. But he's done so much for us. And again, he enables us to keep the other outside linebackers fresh, and that's helped."

Dodd played only 13 snaps in the opener against Minnesota, but played 43 against Detroit and 35 against Oakland. In those three games, he had six tackles, one sack, four quarterback pressures and one tackle for loss.

LeBeau has been especially impressed with how well Dodd has learned pass coverage, which is usually the most difficult part of the transition from 4-3 in college to 3-4 in the pros.

"That's where he's done a great job," LeBeau said. "He's learned the pass coverages, and there's a lot to learn for the outside 'backers. They're both part of the run and a big part of the pass — coverage and the rush.

"He's done a great job at that. (But) speaking as his coach, he's got plenty of work to do yet to get where I want him."

LeBeau didn't want to get too carried away talking about the progress of Dodd, the 33rd overall pick in the draft.

"I'm saying he's learned the pass responsibilities and the nuances of defense (the best) of anyone I've ever had," LeBeau said. "Let's not put him up there with Harrison, who was the (defensive) MVP of the league there one year. But (Dodd's) got a chance to be a pretty good player."

###

**HARRY DOUGLAS ON
TERRY ROBISKIE: "I
THINK IT'S A GREAT FIT"**

**BY JIM WYATT
TITANS ONLINE
JANUARY 21, 2016**

NASHVILLE, Tenn. – The Titans hired Terry Robiskie as the team's offensive coordinator on Wednesday, and veteran receiver Harry Douglas has already heard from many of his curious teammates.

Douglas, who played seven seasons under Robiskie with the Falcons, has also chatted with many of his former teammates in Atlanta, including receivers Julio Jones and Roddy White, since the veteran coach was first linked to the Titans.

"I've been talking to those guys the last few days, and (Falcons quarterback) Matt (Ryan), too. Trust me, they are going to really, really, really miss coach Robiskie," Douglas said. "I've had a lot of people in Atlanta calling me, telling me: You stole him away. I'm like, we didn't steal him, but I'm happy to have him, I'll tell you that."

Robiskie brings 34 years of NFL coaching experience to the Titans, including six seasons as an offensive coordinator. He's spent the last eight seasons as receivers coach for the Falcons. Robiskie worked under Titans head coach Mike Mularkey when he served as offensive coordinator in Atlanta, and he also worked with him in Miami.

Robiskie will call the offensive plays in Tennessee. The Titans finished 30th in the NFL on offense during a 3-13 season in 2015.

"No.1, I know we are going to be a tough football team with these guys," Douglas said of Mularkey and Robiskie. "We are going to run the football, we are going to be able to pass the football, but the main thing is we are just going to be efficient, and do things that fit the strengths of the players.

"The way those guys operate, they demand excellence. They are not cool with being mediocre; that doesn't fly with those guys. They know how to push their players to get the best of their players. I think it's a great move, it's the right move."

Jason Michael, who served as offensive coordinator for the Titans the past two seasons, will be the team's quarterbacks coach this fall. Shawn Jefferson, the team's receivers coach the past three seasons, has been hired by the Miami Dolphins.

Douglas, who had a 1,000-yard season under Mularkey and Robiskie in Atlanta in 2013, said the team's young players, including quarterback Marcus Mariota and receiver Dorial Green-Beckham, will benefit from Robiskie's presence.

"He is a great guy and he makes the game of football easy for young guys," Douglas said of Robiskie. "When I came in as a rookie, he made the game of football so much more fun for me, and he makes it where you can just play the game. And the same with Julio. And he helped Roddy get on track. He'll be good for (Marcus)."

Overall, Douglas said Robiskie will be good for the entire team.

"First of all, I love him – football-wise, off-the-field wise, everything that has to do with life and the game of football, he is a perfect example," Douglas said. "He is so well-connected, and so knowledgeable about football. In Atlanta, he would literally stay at the complex all night to try and get us a tip on DBs, or things we could do to get an advantage. And he was a receivers coach then.

"I know he loves the game of football, and he loves players. Now he loves tough players, and he doesn't take any b.s. But he is a great guy and I think he's going to do a great job.

"He demands so much out of his players, and he's going to help make us better."

###

**DOUGLAS BROTHERS
FOUNDATION OPENS
READING CLUB FOR
CHILDREN**

*BY LUKE STRICKLAND
CLAYTON NEWS DAILY
MARCH 30, 2016*

MORROW — The Douglas Brothers Foundation recently started Caleb's Reading Club, a reading program designed to empower children who are willing to read.

Tennessee Titans and former Atlanta Falcons wide receiver Harry Douglas attended the first event. Douglas read the story "Wild About Books" by Judy Sierra to a room full of interested children.

After answering questions and chatting with the kids and their parents, Douglas left those in attendance with an inspiring message to keep reading no matter how difficult it may be.

"While reading, don't fear making a mistake," Douglas said. "I made a couple of reading mistakes. Just keep reading because you have help."

Youngsters Caleb Nixon and Aireona Summers volunteered to read a book of their choice to the group to show that reading at a young age can be done at a high level.

Caleb's Reading Club is for children grades 2-5. The program was inspired by and developed through Nixon, the nephew of brothers Harry and Toney Douglas. Nixon is a third-grader who reads at a sixth grade level and is enrolled in Clayton State University's Summer Reading Program.

Harry Douglas Sr. said he was intrigued by his grandson's ability to read and desired to provide an opportunity for other children to improve their reading skills. Local teachers volunteered their services in a fun and inspiring environment to help the children overcome their

fears of reading in front of a large group.

Those volunteer teachers included Ramona Sims of Arnold Elementary; Sherricka Reddick of Finch Elementary; Catina Harvey of Westlake High School; Chenita Davis of Leadership Preparatory Academy; and Kathy Pearson of Georgia State University.

###

**ANTHONY FASANO
HELPING OTHERS WITH
ADDICTION CENTER**

**BY JIM WYATT
TITANS ONLINE
OCTOBER 8, 2016**

NASHVILLE, Tenn. — Anthony Fasano never understood the issues surrounding addiction.

The Titans tight end thought it was an excuse, or a weakness, and he wasn't really interested in digging deeper.

Then a family member was impacted by addiction, and it changed his life forever. When his NFL career is over, Fasano plans to devote his time changing the lives of others struggling with addictive disorders and related issues.

Even while he's still playing, in fact, Fasano is making an impact.

Fasano opened an addiction treatment center in Delray Beach, Florida, in December 2015 to provide a state of the art clinical and 12-step immersion services for patients so they can rediscover themselves, learn to build healthy relationships, and embrace recovery and live a life free from addiction.

"It is fittingly called Next Chapter," said Fasano, the founder. "One for the next chapter in our patients' lives to turn the page, but I do see this as a career after football for me. Whenever that time comes, I'll transition pretty quickly."

It's been a heck of a career for Fasano, who is in his 11th NFL season. A second-round pick by the Dallas Cowboys in the 2006 NFL Draft, Fasano has played in 152 games while with the Cowboys (2006-07), Dolphins (2008-12), Chiefs (2013-14) and Titans (2015-present). He has 280 catches for 3,089 yards and 33 touchdowns while also earning a reputation as being one of the league's better blocking tight ends.

Fasano, 32, majored in marketing at Notre Dame, and over the years took business classes through the NFL.

When a family member dealt with substance abuse issues, however, it opened his eyes, and inspired him to become involved. Fasano said the family member struggled with drug addiction, and the lingering temptations after initially getting treatment. It wasn't until the family member started working at a treatment center in Florida before he crossed the hurdles necessary to change.

The experience impacted Fasano in ways he never would have imagined.

"It became of interest to me," Fasano said. "Honestly, I regretfully say, I was very ignorant to addiction. I couldn't really understand it. ... But until it happens to your own family, it opens up your eyes to the disease. It convinced me it is a disease and it doesn't discriminate, it affects everybody. And I think everybody, if they are old enough, can know of a situation where addiction affected their life."

Fasano jumped head-first this offseason into Next Chapter Addiction Treatment, a treatment and trauma program for males, which is located roughly 45 miles from where the Titans will face the Dolphins on Sunday in Miami Gardens, Fla.

He worked in the building in Delray Beach three days a week during the offseason, consulting on the direction of the program, making business decisions, and working on the growth, financing and hiring. The facility treats inpatients and outpatients. The center treats abuse disorders, behavioral additions, and co-occurring psychological disorders related to post-traumatic stress disorder and depression. The center helps patients deal with drug and alcohol addiction, trauma, sex addiction, internet addiction, gambling and work addiction. Staff members aim to help patients heal,

and restore the relationships around them.

"They all kind of fall under the umbrella and a lot of times the clinicians and therapist that treat them, they all kind of have a common thread, no matter what the vice and addiction is," Fasano said. "The root of that problem is pretty much the same, so they are trained in all of that stuff."

Pat Capra, director of the Anthony Fasano Foundation, said the tight end has always been passionate about helping others. A second Next Chapter facility is in the works.

Fasano has a golf outing each year that raises money for autistic children in New Jersey, and he has a bocce tournament that raises money for the military, and supports homeless veterans. He established his foundation in 2008 to serve underprivileged youth and military families in New Jersey.

"When this opportunity presented itself and he learned more about addiction," Capra said of Fasano, "it was important to him. If you look at the numbers nationwide, it's staggering. In communities all over the country, from the suburbs on down, it is everywhere, even in his hometown of Verona (New Jersey). So the idea of being able to help people and also have a business opportunity, I think it was a perfect combination of what he can do post career.

"(Anthony) has never identified himself as just a football player. Sometimes I think players can have trouble finding successful post-careers because their identity is so much tied to being a football player. So each offseason I think he tries to add skills and involve himself in things that will benefit him post-career, and really the next chapter of his life.

"For him, if he is going to start something like this, which is a pretty sensitive subject and he has seen how addiction can affect people close to him, he wants to make sure they're doing the best for the

patients that they are treating and making sure they are seeing results," Capra continued. "So obviously the only way he can do that is making sure he rolls up his sleeves and shows his face and listens and learns as much as he can and lends as much support as he can, and sometimes him being there physically is a big part of that."

Fasano got to know a lot of the patients during the course of the offseason, and he plans to immerse himself in the venture when the season ends.

In the locker room after a practice, Fasano talked in great detail about the levels of care at the facility (nextchapteraddiction.com).

Patients advance to different stages in the program, and transition as they make progress. Some of the levels are intense, when patients have limited freedom and a regimented schedule. The programs could range from 45 to 60 days, to even a 90-day program.

In the twilight of his NFL career, Fasano admits he was hoping to find something that would pull him in a positive direction after football. His next chapter will be involved with Next Chapter.

What makes Fasano happy is seeing a patient overcome the struggles.

It's like scoring a touchdown. Or even better.

"I see this as a win-win," Fasano said. "It gives me purpose after football, but also it keeps in the lines some of my foundation work and helping people. It really feels good when you get testimonials from family members, and the patients themselves, the experience they had.

"And then you see them become productive people in society afterward, where before they were just a drain. So it is pretty cool."

**JALSTON FOWLER
WANTS TO MAKE BIGGER
IMPACT IN YEAR 2**

**BY JIM WYATT
TITANS ONLINE
AUGUST 31, 2016**

NASHVILLE, Tenn. – The Titans drafted Jalston Fowler to make an impact last season, and the bruising fullback planned to do just that during his rookie year.

Then he collided with former Titans safety Michael Griffin during an early August scrimmage, and what happened as a result had a big impact on his season.

“Griff got the best of me on my shoulder,” Fowler said, “and it messed it up pretty good. Sometimes (running backs) coach Sylvester Croom would see me out there hitting people and he’d tell me: ‘You fought through it. You’re a tough guy.’ If I was out there I was going to do the best I could do, but my shoulder wasn’t right.”

A fourth-round pick out of Alabama, Fowler played in all 16 games for the Titans last season. At the end of the year, he had surgery on the shoulder. Fowler called it a labrum injury. He also dealt with a broken toe at the end of the season.

“He is healthy now,” coach Mike Mularkey said of Fowler. “I think he’s as healthy as he has been in years. His weight is down, and he is running better, too. He understands the offense better. There’s a lot of good things about Jalston.”

Mularkey expects Fowler to make a bigger impact in 2016. He’s looked good during the preseason.

Fowler played in 16 snaps vs the Raiders, and he picked up a first down when he plowed through the middle of the Oakland defense on a 4th-and-1. Fowler played in eight snaps vs the Panthers, and four snaps on offense against the Chargers, in addition to playing on special teams in all three games.

Mularkey said the Titans will have a role for the fullback in the offense.

“Absolutely,” Mularkey said. “When we did not have a true fullback on the roster two years we were trying to make Jackie Battle a fullback, and that wasn’t fair to him because he was not a fullback. Jalston is, and it is important in this offense. It is really important when you get down to the goal line. When you say, ‘What are the percentages a fullback is playing?’ Well, start putting all the critical situations into a game plan – short yardage, goal-line, four-minute. When you are trying to win the game, you have to win the game, that guy better be a stud back there.

“He is in the game plan more. ... When he’s been in there, he’s been what we’ve hoped for.”

The 5-foot-11, 254-pounder Fowler said he’s ready to deliver.

A year ago, Fowler ran the ball seven times for 13 yards, and scored a one-yard touchdown. He also caught five passes for 44 yards, with another score. Here’s an impact stat: Eight of Fowler’s 12 touches last year resulted in a first down.

Fowler displayed his versatility at Alabama, where he played fullback, running back, H-back and tight end in addition to his work on special teams. He was teammates with Titans running back Derrick Henry.

“That’s my little brother right there,” Fowler said of Henry.

Fowler, a member of two national championship teams at Alabama, is ready to clear a path for Henry, DeMarco Murray and the other running backs this fall.

“I feel a lot better this year,” Fowler said. “My plan is always to give it my all when I’m out there. Now, nothing is hurting, and when you don’t have to worry about your shoulder you feel like you are full-go and ready for anything.

“As a fullback, my job is to be on the right guy, and when you are on

the right guy you have to blow them up.”

###

DERRICK HENRY

**ROOKIE RB DERRICK
HENRY GIVES TITANS
FANS REASON TO SMILE**

**BY JIM WYATT
TITANS ONLINE
OCTOBER 29, 2016**

NASHVILLE, Tenn. — Derrick Henry showed up for the first day of work in May wearing a “Natural Born Baller” t-shirt, and he’s hardly broken a smile since.

On Thursday night, after the Titans rookie scored his first career NFL touchdown in the team’s 36-22 win over the Jaguars, Henry called it a moment he’ll never forget. It was believable, even if his face didn’t show it.

“I’ve seen him smile a couple of times,” fellow running back DeMarco Murray said of Henry. “Once or twice.”

Murray was smiling when he talked about Henry. The veteran appreciates the rookie’s no-nonsense approach, even though he admits it’s sometimes tough to tell when Henry is in a good mood.

“That’s a hard question to answer,” Murray said. “I am not a body language expert guy. I (just) think he expects a lot more out of himself and obviously he gets excited when the time comes.”

The Titans gave their fans plenty to get excited about on Thursday, and Henry provided another reason to smile. In his most extensive playing time this season, Henry ran for 60 yards and a touchdown on 16 carries. On the drive that produced his six-yard touchdown run, the second-round pick totaled five carries for 28 yards.

“That’s the expectation for him,” Titans quarterback Marcus Mariota said of Henry. “I think that’s what guys believe he can do. I think for him, he really believes that he can do that every single time. For us, if we can continue to have that from both those guys, him and DeMarco

(Murray), we can be a really versatile offense.”

Henry, last year’s Heisman Trophy winner who ran for 2,219 yards and 28 touchdowns last season at Alabama, played 32 snaps on offense against the Jaguars, compared to 37 carries for Murray, who ran for 123 yards and a touchdown.

Henry had been used more sparingly in recent weeks. On the season, Henry now has 221 yards on 53 carries, an average of 4.2 yards.

According to Pro Football Focus, 41 of Henry’s 60 rushing yards came after contact vs Jaguars. Henry forced 5 total missed tackles.

“It’s been impressive,” Titans coach Mike Mularkey said of Henry. “He does come in there and he’s so effective from play one on, which is a good sign. It’s just what you want, a one-two punch in the backfield.”

Titans tight end Delanie Walker said he likes Henry’s attitude, and approach.

“I think Henry is going to be a good back, and we just had to get him out there and get him a few runs so he could get warmed up, which we did,” Walker said. “It just showed his performance level is very high, and he understands the game.

“Our GM is very smart and he understood when we got DeMarco and then we got Henry, and that put us in a great position.”

Following the team’s win over the Jaguars, Henry said he’s ready to contribute as much as the team needs him to in the second half of the season.

He gave credit to the offensive line, and those around him while talking about a night “I’ll remember for the rest of my life.”

Henry wasn’t smiling when he said it. But it’s safe to say, the Jaguars weren’t smiling either.

“Whenever my number is called, I just want to make plays,” Henry said. “We just want to play physical and run the ball.

“We want to keep the momentum going from this win. We’ll get a couple of days off and then get ready for San Diego next week.”

###

**DERRICK HENRY VALUES
NATIONAL-
CHAMPIONSHIP RING
ABOVE HEISMAN
TROPHY**

**BY MARK INABINETT
AL.COM
OCTOBER 26, 2016**

The Heisman Trophy is something that Derrick Henry will "cherish for the rest of my life." But the national-championship ring that the running back also won at Alabama means more because "you're sharing that as a group of men."

Now a rookie with the Tennessee Titans, Henry talked about his college success last week as a guest on "The Rashad Johnson Show," a radio program on WPRT-FM 102.5 in Nashville hosted by another former Alabama standout who is the Titans' free safety.

Henry won the 2015 Heisman Trophy by setting SEC single-season records with 395 carries for 2,219 yards and 28 touchdowns. He won the award over fellow finalists Christian McCaffrey of Stanford and Deshaun Watson of Clemson.

"Before the announcement, I thought I was going to have a heart attack," Henry said. "My heart was beating about 10 times faster than it normally does. Just a night I'll treasure the rest of my life, remember the rest of my life. Any kid that plays football, grew up playing football their whole life, that's one of their dreams – to win the Heisman Trophy. I know when I used to play NCAA (videogame), I used to put my player on 99 just to make sure I got the Heisman every time.

"But I give all the credit to my teammates and coaches. I couldn't have done that without them."

Henry said his Heisman is "back home with family" in Florida.

Henry's running helped propel Alabama to the 2015 CFP national championship.

DERRICK HENRY

"I think the Heisman Trophy is something that I will cherish for the rest of my life," Henry said when asked to compare his Heisman and national-championship ring. "But I feel like without my teammates and my coaches, the Heisman Trophy wouldn't be there. And our whole goal from when I got there was to win a national championship. And being there two years and being so close, then finally getting there, it was like a relief because you work so hard – blood, sweat and tears, day in and day out – and spending so much time at the facility – every day, countless hours – and the coaches being away from their families. For us to finally get that, it was just something that I'll remember for the rest of my life because you're sharing that as a group of men. It's not just one individual."

While the Crimson Tide won the national title for the 2015 season as a team, Henry said his teammates also took great interest in his individual award.

"When I got in the conversation about the Heisman," Henry said, "every game we had, about the third quarter my offensive linemen would be like, 'How many yards do you have right now? Where we at?' I'd be like, 'Ya'll calm down. Don't worry about that. Let's just keep winning.' But it was funny."

Henry hasn't had many yards lately for the Titans because he hasn't had many chances as DeMarco Murray's backup.

Henry had his most productive game of the season on Oct. 9 in Tennessee's 30-17 victory over the Miami Dolphins with 54 yards on seven carries. But in the next game – a 28-26 victory over the Cleveland Browns – Henry had two carries for 7 yards and caught two passes for 20 yards. On Sunday, in the Titans' 34-26 loss to the Indianapolis Colts, Henry had one rushing attempt for 3 yards.

Murray ran for 65 yards on 21 carries against the Browns and 107 yards on 25 carries against the Colts.

"A little bit of that, yeah," Tennessee coach Mike Mularkey said on Monday when asked if Murray's performance was limiting Henry's touches. "Again, we have things in the game plan for Derrick. We can't call them all. I think DeMarco is running very well right now."

Murray ranks third in the NFL with 633 rushing yards on 139 carries this season. Henry has 161 yards on 37 carries.

The Titans kick off Week 8 of the NFL's 2016 season when they host the Jacksonville Jaguars at 7:25 p.m. CDT Thursday. NFL Network will televise the game.

###

TITANS COMPLIMENT RB DERRICK HENRY, WHO WAITS HIS TURN

**BY JIM WYATT
TITANS ONLINE
OCTOBER 14, 2016**

NASHVILLE, Tenn. — Titans running back DeMarco Murray is rolling. He's second in the NFL in rushing, and has eclipsed the 100-yard mark in two of the last three games.

But even that hasn't quieted all the questions about Derrick Henry, last year's Heisman Trophy winner who plays behind Murray. He remains popular among fans.

"I think maybe that's a fan deal, or maybe that's a press deal, or maybe that's an Alabama deal," Titans offensive coordinator Terry Robiskie said of the former Alabama running back. "Everybody wants to see their guy come in and let him play and hand him the ball and let him go. Derrick is young man and he is going to play the game for a long time and he is going to be an outstanding football player for a long time.

"But today we have a guy (in Murray) who is going pretty good for us ... and doing some good things. And, in my opinion, Derrick is just kind of sitting back and watching that old man work and let him do his thing. He just needs to keep learning from him, and see what will help his game.

"His time will come. ... But DeMarco is doing a pretty good job for us."

Murray is off to a fast start. He has 461 yards on 93 carries through five games, including three touchdowns. He also leads the Titans with 24 catches, for 172 yards and two more scores.

Henry, meanwhile, has just 34 carries for 151 yards. He carried the ball seven times for 54 yards on Sunday against the Dolphins, but didn't get a carry after halftime.

DERRICK HENRY

Henry isn't making a fuss about it. With a smile, on Thursday he acknowledged his body feels better than it did in previous Octobers. Henry carried the ball 395 times for 2,219 yards and 29 touchdowns last season at Alabama en route to winning the Heisman Trophy. He racked up 602 carries for 3,591 yards in three college seasons.

"It is a big drop off from 400 to the carries right now," Henry said with a smile. "But you just have to stay patient and stay locked in and keep working. And when you get an opportunity you try and make a play."

Henry pointed out he didn't play much during his freshman season at Alabama, when he carried the ball just 35 times for 382 yards.

"I have experienced it," Henry said. "You can't worry about it. You just have to stay patient, and when your number is called you have to make a play."

Murray, who's in his sixth NFL season, credited Henry for his approach, and his attitude. Murray reminded he had to play behind a pair of running backs during his rookie year with the Cowboys.

"I am sure he's learned a lot and he'll have his opportunities and when he does he's made the most of them," Murray said of Henry. "He'll continue to get better during the week and show up on Sundays. It's a long season and we'll need him to do what he can to help this team win.

"He's a player I know he came from Alabama and has been a starter and everybody comes into a scenario where you want to be a starter ... but at the end of the day you want to help out the team as much as you can. He's had a great attitude about it, and he'll continue to get better and he'll continue to learn and I'm sure he'll make more plays throughout the season."

Robiskie said Henry has done a nice job working in the classroom, and

focusing in meetings. He said he's done well on the practice field, and when he's gotten opportunities, he's performed well in games.

Henry had a 22-yard run in Miami, and is averaging 4.4 yards per carry

"He is doing everything pretty good right now," Robiskie said of Henry. "We haven't had to give it to him 30 times a game because we have another guy who is playing pretty good for us.

"But the things that he is doing, he is doing well. He's ready to go, and he's a great guy to have. We're happy we've got him."

###

**TITANS TARGET, LAND
PENN STATE DL AUSTIN
JOHNSON**

**BY JIM WYATT
TITANS ONLINE
APRIL 30, 2016**

NASHVILLE, Tenn. —Penn State defensive lineman Austin Johnson spent some time with Titans defensive line coach Nick Eason at the NFL Combine, and got good vibes.

Later, during the pre-draft process, he made a visit to Tennessee, and talked to defensive coordinator Dick LeBeau.

On Friday night, Johnson found out just how much the Titans liked him.

The Titans selected Johnson in the second round (43rd overall) in Friday's NFL Draft.

Johnson (6-4, 314) racked up 154 tackles and 24 tackles for a loss in three seasons at Penn State. He had 78 tackles, 15 tackles for a loss and 6.5 sacks in 2015.

"We've targeted Austin for a while there," Titans general manager Jon Robinson said. "He can play nose, he can play five technique, he can play three technique."

"There is a lot of versatility along the defensive line with him. He's got some quickness -- he's actually got some ability to shoot gaps and win on third down situations too as a sub rush."

Johnson was a two-year starter at Penn State, where he proved to be durable – he started 26 games over the past two seasons – and dependable. He doesn't mind doing the dirty work.

Johnson said himself he "can play a lot of positions."

He watched the draft with Titans defensive lineman DaQuan Jones, his former teammate at Penn State.

"Being a competitor, all of us want to go first round and stuff like that," Johnson said. "You hear stuff, but those things never really end up going like they're supposed to."

"I'm a guy who is going to grind, going to work hard and do whatever he can to get on the field and make an impact as quick as I can and help the team to get some wins."

###

TITANS' RASHAD JOHNSON HAS MORE TO PROVE

JOE REXRODE
THE TENNESSEAN
JUNE 8, 2016

Rashad Johnson wasn't supposed to be there, sitting in the Titans locker room Tuesday, seven years of an NFL career behind him and at least one more season as a starting safety ahead.

This is a guy who had no major-college offers coming out of Sulligent (Ala.) High in 2004. He was reminded of that again during a break in the team's final week of organized team activities.

"Merril Hoge came and spoke to us today, and he talked about just finding a way," Johnson said. "And that's kind of how my career has been. I've always found a way to put myself in position to achieve the goals I wanted to do in life."

The NFL was a big one. The former Alabama walk-on running back and 2009 third-round pick of the Cardinals has done more than could have been predicted in this league — 100 games, 51 starts, 344 tackles, 15 interceptions, two playoff wins and one middle finger partially lost in action (he missed two games).

Now the question is how much longer the 30-year-old Johnson can stay in it, and whether he can be part of a Titans turnaround. Based on his production, I'm surprised he didn't come out of free agency with more than a one-year, \$2 million deal.

As it is, the Titans can slide Johnson in for the 2016 season at the free safety position vacated by Michael Griffin, and maybe give up some speed and gain some savvy in the process. And they can count on him to help groom the guy who will probably replace him at some point, rookie Kevin Byard of MTSU, because Johnson is smart enough to know that there's no halting youthful turnover in the NFL.

"Just trying to enjoy this and live it up while I can," said Johnson, whose 12 picks since he returned in 2013 from the torn finger on his left hand are tied for second in the NFL.

"He's that voice on the sideline, someone I can go to," Byard said of Johnson. "Any time I have questions on a play or a particular coverage, he's always there to be helpful."

Maybe Johnson could have found a longer, more lucrative deal on the market, but he said the Titans were first to call. And it was the call he was most hoping to get, after it became clear Arizona — which signed free-agent safety Tyvon Branch — was not going to offer.

Late in 2015, it was hard for Johnson to be so far away from his father, Randy Johnson, as he battled pancreatic cancer. Randy Johnson required a 13-hour surgery to remove a tumor from the pancreas, but he has not required chemotherapy or radiation. He's all clear at this point.

"It's really a miracle story," said Johnson, who made the 3½-hour drive to visit his parents over the weekend — a drive he's already made often, a drive that was foremost on his mind when he chose the NFL team closest to home.

That wasn't the entire decision, though. Like most defensive backs, Johnson was intrigued by the opportunity to play for Dick LeBeau, and he said he sensed potential when he met Titans brass and coaches.

"I felt like this organization was headed in another direction," he said. "It's been some troubled times here, but I really felt like the right guys are in place to move this organization forward. And I wanted to be part of a team that was going forward, and not going backward."

Johnson will be "a plus for us," LeBeau said, because he's a "good, smart, veteran player."

The leadership role Johnson had with the Cardinals should carry over to the Titans. There must have been some doubts out there about the playmaking doing the same.

Maybe Johnson will defy those doubters and extend his stay. Maybe he's a one-year bridge to Byard. At least age strengthens perspective.

Sitting in front of his locker Tuesday, Johnson said: "I was never supposed to be where I am right now."

###

NFL VETERAN RASHAD JOHNSON: 'COACH SABAN CHANGED MY MINDSET TREMENDOUSLY'

**BY MARK INABINETT
AL.COM**

APRIL 21, 2016

Tennessee Titans safety Rashad Johnson played two of his five years at Alabama for coach Nick Saban. But those seasons have helped him play seven seasons in the NFL.

"Coach Saban came in and changed my mindset tremendously," Johnson said during an appearance on "The Johnny 'Ballpark' Franks Show" on WNSR-AM 560 in Nashville on Tuesday. "I actually had just moved over to safety the year before he got there. He just began to teach me the little things about playing the position, to be able to recognize plays before they happen -- which has become kind of like my forte -- to be able to understand how offenses are trying to attack me based on the formations they give you, the motions they give you.

"But I think the most important thing he gave me was understanding that there's always a process to it all. Each and every day, you can get better. There's something that you can improve on every day no matter what level you're at. And that's something that I've carried over into my career and that's been a huge part of allowing me to be able to be where I'm at. Each and every day, we work hard. I treat each and every practice like a game, so on Sundays it's not as hard."

One thing that Saban didn't need to give Johnson was determination. Johnson started his collegiate career as a walk-on running back from Sulligent High School and ended it as a two-time Alabama team captain and an All-American safety.

"It was a tough time period coming out of high school, going into college because I didn't get any big-time college offers -- only Division II offers and those were partial scholarships," Johnson said. "I was

fortunate enough that my parents allowed me to step out on my dream, on what I wanted to do. And I just chased it. It was an interesting transition from being a walk-on and having to go through the stages of being a walk-on, but I just kept my faith. I've always been a man of God, always been a faithful man that understands there's going to be trials, there's going to be hard times, but there's always victory on the other side of it. So I just continued to endure. I just continued to push forward and did what I knew was right."

Arizona selected Johnson in the third round of the 2009 NFL Draft, and he'd spent his entire pro career with the Cardinals until signing a one-year contract with Tennessee as a free agent in March.

The Titans have missed the playoffs for seven straight seasons and have won five games in the past two years. But Johnson thinks he's joining Tennessee at just the right time.

"I think that's kind of been my story -- to be a part of teams that are on the brink of doing something special, being a good team," Johnson said. "Kind of like at Alabama. Things weren't great early in my career. I was able to help turn things around, and we ended my senior year at 12-2 -- kind of like the foundation that started all the national championships. And then in Arizona, we weren't good early in my career, and I was able to be a part of the turnaround there -- making it to the NFC championship last year."

In Johnson's sophomore and junior seasons, Alabama had a cumulative record of 13-13. In his first four seasons with Arizona, the Cardinals went 28-36. In the past three seasons, the Cards had a combined mark of 34-14.

Tennessee used the second pick in last year's NFL Draft on Oregon quarterback Marcus Mariota and held the first pick in this year's draft until trading it to the Los Angeles Rams. Giving up the No. 1 position netted Tennessee extra draft

choices, and the Titans hold six picks in the first 76 selections in next week's draft.

The previous team to draft at least six times in the first 76 choices was the Dallas Cowboys in 1991. Dallas, which had missed the playoffs for five straight seasons, went to the postseason in 1991 and won the Super Bowl for the 1992, 1993 and 1995 seasons.

The Titans started their offseason program for 2016 on Monday.

###

**DIRECTSNAPS: BEN
JONES - CLAY'S LITTLE
BROTHER**

**BY BEN JONES
TITANS ONLINE
AUGUST 12, 2016**

DirectSnaps is a story series contributed by Tennessee Titans players sharing their perspectives, both on and off the field, with fans. This week's entry comes from C Ben Jones.

Back home in Brent, Alabama, I'm just Ben.

Actually, I'm Clay Jones' little brother.

You see, Clay was a way better athlete in everything. He was the town favorite. If I hit a home run in baseball, it was, "There goes Clay Jones' little brother!" It was never me.

I'm the one playing on Sundays now, but I'm still Clay Jones' little brother in my hometown. I love that, because people respect him, what he does and how hard he works.

Coming from a small town like that, I love that I can go home and they treat me just like a normal person, like they always have. I can go to the little league field and nobody bothers me. I can go to church and the same old women come up and give me a hug and a kiss on the cheek when I walk in. The people who were there for me in the hard times are still there for me now. I guess that's the thing I love about home is everybody treats you the same because they know you and your story.

I don't talk about it much, but I went through some things when I was a kid. I lost my dad when I was 10 and my best friend in high school, both in sudden accidents. When you get hurt at a young age like that, you don't want to get hurt again. It's like a part of me got taken away as a kid. Those people back home were there when it was hard. They're there when it's great now, too.

In many ways, this building is just like my hometown. I can let go in these walls, just be me. I joke around and love to have fun with my teammates. But at the Titans, now I'm the older brother.

When Coach Mularkey and Jon Robinson called me back in March, they told me what they were building. I wanted to be a part of that. I knew I was going to be the old guy on the line, and I kind of wanted that. I want to be the guy who everyone can rely on and other guys can look up to, because I'm going to bust my tail and they ought to know I'm going to come in and work every day.

I've never been the biggest, the strongest, the fastest, but they respect me for what I do here. This is my kind of team. I want to be a smash-mouth team. We want a physical team that's tough, and that's why they brought me here. I felt like I was respected more for my qualities. I knew I wanted to be at a place where they really respected me for how hard I worked. Being Clay Jones' little brother taught me that.

It's never a bad day here to me. I'm so excited to be here, and I give everything I have. I could be in the football office 20 hours a day and do training camp all year long. This is my passion. I love being around the guys in the locker room and the coaches. I just love football.

These are not the same ole Titans of the past. We've been working all offseason, and something has changed. Now it's time to get out there on that field and show that we are a new team. I'm ready.

###

TITANS CENTER BEN JONES OVERCAME TRAUMATIC CHILDHOOD

BY JOHN GLENNON
TITANS ONLINE
JUNE 22, 2016

In just three months, center Ben Jones has established himself as one of the livelier personalities on the Titans.

He's shared shocking stories about eating cockroaches and, yes, drinking his own urine on dares by previous NFL teammates, not to mention one about ripping the dreadlocks off a college opponent and tying them to his ceiling fan.

It's easy to believe the affable Alabama native, who's been known to break up monotonous practices with a joke as he and teammates are lining up for a play, hasn't suffered much in his 26 years.

But that's far from the case.

Jones' childhood and formative years were marked by a near-death experience, as well as the unexpected deaths of his father and a close friend. The combination of the events made Jones wonder why he'd been singled out to suffer, and caused him to question his own faith as well.

"Especially when you're young, you're like, 'Why is all this happening to me? What is going on?' " the 6-foot-3, 308-pounder said during Titans minicamp.

Mom was 'a real rock'

A tortuous stretch of months for Jones began just a few months after his 10th birthday in 1999, when his father, Steve, died in a helicopter crash.

Steve Jones did timber work of all kinds, everything from planting trees to helping them grow and eventually cutting them down. He was aboard a helicopter that was spraying pesticide on Alabama pines when the chopper's fuel

system malfunctioned. The crash killed Jones and the pilot.

Since then, Ben Jones has worn the No. 60 when it was available. It was the number his father wore playing high school football in Thomasville, Ga.

But it was Jones' mother, Vickie Jones, who became a bigger part of her son's life, even stepping into the role of Little League coach her husband had held.

"It was tough because I really relied on my Dad," Ben Jones said. "But my mom just stepped in and was a real rock. She was the discipline in the house. If I didn't do my running throughout the year, she'd wake me up at night and be like, 'Hey, run to the mailbox and back,' and that's about a mile and a half on the farm.

"She stayed on us just like my Dad was doing. She pushed me to be who I am today."

'I still have screws in my head'

Only months after the passing of his father, Jones was battling for his own life.

Attending a high school baseball game, Jones was walking from his seat behind home plate toward the outfield seats, where his mother was watching the contest. But as he came around the corner of the dugout, Jones ran straight into the warm-up swing of a player, the bat thumping his uncovered skull.

Jones passed a doctor's concussion test afterward, so it looked like he might be OK. But his condition spiraled downward.

"I started throwing up because there was a blood clot was pressing on my brain, making me sick," Jones said. "It was very bad. I had to have emergency surgery to get rid of the blood clot on the brain. They went ahead and opened my head up and drained the blood clots out."

Jones remained in intensive care for a couple of days before leaving the

hospital with some everlasting mementos.

"I still have screws in my head," he said, "so I guess you could say I might have a couple screws loose."

In order to make sure he didn't suffer any more damage, Jones had to wear a batting helmet to school for a year.

"I was the kid in class with the helmet on, the kid going to (recreation) with a helmet on," Jones said. "Fortunately, I was a pretty big kid, so nobody was going to say much to me."

'I just didn't understand'

Jones had to sit out a season of youth football because of the brain surgery, but by the time high school rolled around, he was back on the field, playing on the same team with his older brother, Clay.

But tragedy sought Jones out again during his junior year, when one of his best friends was killed in a four-wheeler accident. Jones was not present when it occurred.

Faith had been important to Jones growing up, but he found it hard to reconcile it with the events of his life to that point.

"I just didn't understand," he said. "Why is this all getting taken from me at such a young age? But stuff happens and at some point you realize, 'Hey, there's more in life like this.' So you have to grow up early."

The older brother of Jones' friend, a youth minister, spoke at the funeral and delivered a message that resonated.

"He said there's a reason (this death) happened, and I want somebody to get saved because of it," Jones said. "I feel like it helped a lot of people really turn their life around."

Since getting drafted by the Texans in 2012, Jones said he and his wife regularly attend religious retreats with other professional athletes,

many of whom have lost parents, children or friends. He said they have all come to rely on team chaplains, spouses and family members to help them deal with hard times.

But Jones said his mother, who still works the 300-acre farm the family has had since he was young, has had the greatest influence.

“Everything is a learning point and you reach out to different people,” Jones said. “But my mom, really, she never cracked. Just seeing a God-fearing woman like her showed us an example every day on how to live that Christian life.”

###

**NEW LINEMAN DENNIS
KELLY A GOOD FIT,
TITANS SAY**

**BY JOHN GLENNON
THE TENNESSEAN
AUGUST 17, 2016**

PAGE: 2C

In acquiring 6-8, 321-pound lineman Dennis Kelly from Philadelphia in the Dorial Green-Beckham trade, the Titans hope they've found an offensive lineman who will be a natural fit for new offensive line coach Russ Grimm's power system.

"I felt good about him when we discussed making this (trade)," Titans coach Mike Mularkey said. "I watched tape of him. I felt good about watching him play, his style. I thought he would fit with what we do."

Kelly started just two of the 15 games he played in for Philadelphia last season, but he still saw a solid amount of playing time. Per Pro Football Outsiders, Kelly got 453 snaps in 2015, the sixth-highest total of any Eagles lineman.

In the Eagles' first preseason game against Tampa Bay, Kelly saw 36 snaps, the fourth-highest total of any Philadelphia offensive lineman.

He's started 15 of the 30 NFL games he's played in, 10 of them coming in his rookie season of 2012.

"He's played, started games, he was in in the second series against Tampa and played a good portion of the first half," Mularkey said. "I liked what he did there. Again, he's very similar, in versatility (to injured Byron Bell and Josue Matias).

"(But) if somebody better comes across the waiver wire, we're going to go snag him if we can. We're going to try to improve this roster every day."

The Titans will likely start Kelly out at left tackle, but he can play a

variety of different spots, which is important for the Titans because they don't have much experience at left guard either.

Dennis Kelly of the Philadelphia Eagles was traded

"I just think based on his skill set, he's big, smart and tough and he's versatile," Titans general manager Jon Robinson said. "He's played a lot of positions, so he'll be a nice added mix to that group for us.

"(The trade) was really just value based. Dennis was a guy we thought could help our football team, would make us a more competitive position up there."

Kelly's brother, Tim, was offensive quality control coach in Houston, where he coached current Titans center Ben Jones.

"I've already talked to (Kelly)," Jones said. "We're always excited to get another offensive lineman in the room who has some playing experience. It's always good to have more guys who've played some snaps."

###

**TITANS' KERN MAKES
SURPRISE ACTING DEBUT
DURING FG TRY**

**BY JOHN GLENNON
THE TENNESSEAN
AUGUST 2, 2016**

Titans punter Brett Kern's acting career may have to remain on hold for a while after Monday's training camp performance.

Prior to the team's special-teams drills, Titans coach Mike Mularkey instructed Kern — who doubles as the holder for field-goal attempts — to fake a cramping injury. Mularkey told no one else on the team.

Sure enough, just before the team was getting ready to kick a field goal, Kern went down as if he'd been shot. His acting could probably be described as a little over the top.

"Some of the guys thought I dislocated my foot," a smiling Kern said afterward. "They came over and said, 'Dude, are you alright?'"

"(Titans director of sports medicine Todd Toriscelli) came over and asked if I was alright. I told him I was faking it. He got upset at me for faking it because he didn't understand why."

Mularkey could only shake his head at the degree of Kern's acting efforts.

"He was way over (the top)," Mularkey said of Kern. "I couldn't do anything about it (at the time). I couldn't say, 'Brett, that was bad.' But it was bad.

"I asked him to play it up, but he went two-fold over playing it up. It was a cramp. I've seen guys with dislocated ankles that didn't do what he did."

The point of the fake injury was to make sure the field-goal attempt unit was on its toes.

Quarterback Matt Cassel did a good job of jumping in as the reserve holder. But Ryan Succop missed

both 43-yard field goal attempts while Cassel was holding. When Kern returned for a third Succop field-goal attempt, Succop connected.

"I was trying to put Ryan under a lot of pressure," Mularkey said. "Here's another holder, and all of a sudden you're trying the game-winning field goal. He's got to be able to make those. He didn't pass the test. He'll get another chance."

###

JOSH KLINE PROVING TO BE NICE ADDITION TO O-LINE

**BY JIM WYATT
TITANS ONLINE
OCTOBER 12, 2016**

NASHVILLE, Tenn. –When the Titans claimed offensive lineman Josh Kline off waivers the week before the regular season opener, he was viewed by many as an insurance policy.

When starting right guard Chance Warmack suffered an injury in Week 2, the Titans immediately cashed in. Kline was thrown into the mix a week later, and he's started ever since.

"He's fit right in," Titans coach Mike Mularkey said of Kline. "He's smart, he's tough, and he understands what we're trying to do. You know, he doesn't say a whole lot, he's a quiet guy, but he's playing our style."

Kline is part of an offensive line that's ranked No.1 in the NFL by Pro Football Focus. The Titans are currently ranked second in the NFL in rushing offense through five games, averaging 148.6 yards per game on the ground. Quarterback Marcus Mariota has been sacked just five times, and only twice since Kline has been in the starting lineup.

Mularkey indicated when Warmack tore a tendon in his finger – and had surgery – that he probably wouldn't return again this season. The team placed Warmack on Injured Reserve last month.

The team certainly seems very satisfied with Kline (6-3, 300), who played in 14 games for the New England Patriots last season, including 13 starts – seven at right guard and six at left guard. Kline also started at left guard for both of the team's playoff contests.

"He's played extremely well," Mularkey said. "He has had a tough duty, especially (vs Miami). There were some plays — we had some

double teams in that game -- that you can't draw them up and script them any better than they doubled these guys out of there. He had a lot of pressure on him to perform, and he performed really well against that front.

"He started some big games in New England. You just have to say they wouldn't have put him in there if they hadn't had the trust that you need to have in a guy in big games. He's really done everything we've hoped he would do. I mean, it was a very good pick up."

Kline, originally signed by the Patriots as an undrafted free agent in 2013, played in 33 games over the previous three seasons in New England, with 18 starts.

He said on Monday he likes the environment in Tennessee, where he's developing chemistry with the guys who line up next to him -- center Ben Jones and right tackle Jack Conklin -- in addition to left guard Quinton Spain and left tackle Taylor Lewan.

"(Before I only knew them) on paper, not personally," Kline said of his fellow offensive linemen. "But I've come to know them and they are great guys. We have a great room and a great coach, and we just have to keep working on things as an offensive line and keep getting better and just go from there."

This week, the Titans face the Browns, who sacked Mariota seven times in a game last season. The Titans lost that game, 28-14.

While Kline brought with him valuable experience when he joined the team (he played in four playoff games with the Patriots), he downplayed how much influence he might have on his new teammates.

He made it very clear he's just ready to do his part.

"I think they already had the pieces here, and we just needed to execute and do the little things right," Kline said. "Last Sunday shows what we could do.

"I am just trying to do everything I can to help out the team. I still have a lot of work to do, a lot of stuff I need to work on personally to try and get better every day. I think we've played well as a team, and now we are just worrying about Cleveland this week at home."

###

**KLUG EXCITED TO RUN
PLAYS INVENTED BY
LEBEAU**

***BY TERRY MCCORMICK
24/7 SPORTS
MAY 12, 2015***

The Tennessee Titans seem to like what Dick LeBeau is bringing to the table.

After all, as defensive lineman Karl Klug point out, the Titans are getting some of the basic plays of the 3-4 defense straight from the horse's mouth.

LeBeau, 77, joins the Titans after parting ways with the Steelers and is regarded as the architect of the , 3-4 zone blitz system that so many teams, now including the Titans, run. So Klug is excited to get the play directly from its original source.

“I love coach LeBeau,” Klug told the Johnson City Press. “I had an older coach at Iowa. I love working with older coaches. I feel like they have so much wisdom to share.

“It’s funny when they’re showing plays up on the board and he’s saying ‘I invented that play.’ That’s pretty neat when coaches keep using his plays and you get to meet the guy who created it.”

###

TAYLOR LEWAN

TITANS TAYLOR LEWAN, JACK CONKLIN PITCHING SACK SHUTOUTS

**BY JOHN GLENNON
THE TENNESSEAN
OCTOBER 18, 2016**

PAGE: 3C

Six games into the season, Titans tackles Taylor Lewan and Jack Conklin are pitching shutouts.

Neither Lewan nor Conklin has allowed a sack or quarterback hit yet this year, according to the Pro Football Focus website.

That's one of the big reasons the Titans have allowed just nine sacks this season, tied for the fifth-fewest in the league and only two fewer than league-leading Oakland.

A year ago after six games, the Titans had surrendered 21 sacks on the way to a league-worst 54.

Titans coach Mike Mularkey said he thinks Pro Football Focus is on target with the stats about the tackles. The website also credited each tackle with not allowing a quarterback pressure in Sunday's 28-26 win over Cleveland.

"That would seem accurate to me. I'd like to keep that going if we can," Mularkey said. "The last couple of years it hasn't been the case. Both those guys again played well (Sunday)."

Lewan, who's been consistently good in the running game as well as pass protection, said he's a more mature player this year — and said his fiancée, Taylin Gallacher, has a lot to do with that.

"I do know that I probably got distracted by some things I shouldn't have (in the past)," Lewan said. "My focus now is in the right spot on and off the team.

"My fiancée definitely put me to work (in regards to maturity), made me a better person for sure."

Mularkey said he's noticed the difference in Lewan, a former first-round pick in his third season, ever since the Titans began offseason work in April.

"He was no nonsense, didn't say a lot and was very productive in everything we did," Mularkey said. "I think he's been outstanding for us. Everything he's doing. His guys just don't make a lot of plays, and he's doing it with a lot of finish and aggressiveness. He's doing exactly what we want."

The fact that Conklin hasn't allowed a quarterback hit or sack may be even more impressive, considering the first-round pick is a rookie. He's been the team's starting right tackle since Byron Bell went down to injury in the preseason.

Said Mularkey: "Nothing has been different since the day he stepped into that position."

###

EX-WOLVERINE LEWAN SEEMS TO BE MATURING WITH TITANS

**BY TONY PAUL
THE DETROIT NEWS
SEPTEMBER 16, 2016**

Allen Park – You get the sense Taylor Lewan is maturing.

He's engaged now, and last fall when he had his captaincy stripped by new Tennessee Titans head coach Mike Mularkey, Lewan didn't hang his head.

He's come a long way from his college days at Michigan – and, hey, isn't that the point? Growing. Evolving.

"I handled that by just putting my head down and working as hard as I possibly could," Lewan said Wednesday, on a conference call with Detroit media, talking about having the "C" stripped by Mularkey last November.

"Obviously, it never feels good when your 'C' gets taken away, but it's part of the job. When a new head coach is put in, he has his thoughts about what needs to happen.

"So my job is to play left tackle and focus on that."

Lewan, fellow offensive lineman Jack Conklin (Michigan State) and the Titans visit Detroit to play the Lions at Ford Field on Sunday afternoon.

Lewan didn't want to talk about Michigan, or any sort of homecoming.

For him, he said, "It's a business trip."

It's that kind of attitude from Lewan – who's 25, and in his third year starting in the league after being drafted No. 11 overall in 2014 – that Mularkey likes, not to mention his toughness. The whole captain thing? Turns out, that apparently was misinterpreted as some sort of demotion.

TAYLOR LEWAN

"At the time, I thought he was put in a tough position," said Mularkey, who was the Titans' tight ends coach in 2014 and then added the tag of assistant head coach in 2015, before taking over as coach for the fired Ken Whisenhunt (remember him, Lions fans?). "I think there was a lot of weight put on his shoulders when he was named the captain, and since that day that I did that, he has steadily gotten better. Almost immediately when all that pressure was taken off him, his performance has dramatically changed.

"I mean, he's as tough as there is on our offense line, I can promise you that."

As the Titans' left tackle, Lewan is charged with protecting the blind side of franchise quarterback Marcus Mariota.

Lewan, who moves much quicker than any 6-foot-7, 309-pound behemoth should move, seemed to cause a stink this spring about not wanting move to right tackle. Mularkey said Wednesday there was never a serious discussion about making that move, anyway.

At right tackle, instead, is rookie Conklin, 22, the No. 8 overall pick in April, out of Michigan State. Conklin started Week 1, in the loss to the Minnesota Vikings.

The two one-time Big Ten rivals locker right next to each other.

"It's kind of hard to believe he was a walk-on," Lewan said. "Michigan definitely missed the boat on offering that kid. He plays extremely hard. He knows his assignments; just a real, solid right tackle.

"We spend a lot of time together. Every time we go off the field, we're talking about what their (defensive) end did, what his end, what my end did, what work we did do, what we didn't do good, and what we need to work on."

(Interestingly, there's a first-round tackle from Ohio State set to suit up

in this game too – Lions rookie Taylor Decker.)

Mularkey, too, has been impressed with Conklin.

"You would not know he's a rookie," he said. "It's unfortunate that we had an injury at that position (Byron Bell), but for his sake, it was probably the best thing that happened to him. He's come in here and hasn't missed a beat with our O-line.

"He's been everything we thought – he's tough, I like his physicality, that's what we want.

"He doesn't say a lot, but his actions speak volumes."

Speaking of that ... Lewan's actions used to speak volumes in college, too, though not always in a good way. At Michigan, he often made headlines for abhorrent actions off of the field, as well as some questionable moments on the field.

Those seem well in the past now – really ever since he signed that four-year, \$11.485-million, all-guaranteed deal as a rookie – just as he seems very at peace in his personal life, having become engaged to Taylin Gallacher in June.

"I definitely picked the right one, for sure," said Lewan, who had an injury-plagued rookie year, then started all but one game last season. "I couldn't be happier."

Same goes for his mustache game, by the way.

"If there were a Pro Bowl for mustaches, mine would be in the Pro Bowl," Lewan said, in a deadpan tone, of his handle-bar whiskers.

Of course, if Lewan had to choose, he'd prefer he be in the Pro Bowl, over his facial hair.

And those days could be coming – so long as he cleans up mistakes like ones he made in the season-opening loss.

Fans who watched him play at Michigan won't be surprised he got called for a couple self-described "dumb" penalties. Those need to go, he knows.

It's all part of the evolution.

"I'm sure if you guys follow Michigan football at all, a consistent theme of mine is getting penalties, and that is not something that I want to continue," said Lewan, called for holding and off-sides in Week 1. "I have to take responsibility for those actions."

###

WHAT TITANS ASSISTANT SAYS MARC MARIANI DOES BETTER THAN DEION SANDERS

BY JASON WOLF
THE TENNESSEAN
OCTOBER 27, 2016

PAGE: 1C

On a Thursday night late last month, Marc Mariani watched the TV in horror as the Texans fumbled twice on kickoff returns in a nationally televised blowout loss to the Patriots.

“It’s hard because I know the feeling,” Mariani said the next day. “When you’re at the bottom of the pile and that ball is floating away from you, it’s a miserable feeling.”

The Titans had welcomed their former Pro Bowl kick returner back to Nashville weeks earlier, after he was released by the Bears, resigning the 29-year-old wide receiver as a veteran upgrade over the young and untested players they were planning to use on punt and kick returns.

Mariani will have his own opportunities to make an impact on the national stage when the Titans host the Jaguars on Thursday Night Football at Nissan Stadium. But for Tennessee, which has had plenty of its own special teams issues this season — and fired its special teams coordinator Oct. 3 — Mariani’s positive contribution may simply mean avoiding a big mistake.

“Being solid could mean being spectacular in a lot of ways,” longtime special teams assistant Steve Hoffman, who was promoted to coordinator, said about Mariani. “I was in Dallas when we had Deion Sanders, and he was spectacular, but he made some really poor decisions and sometimes he would not field a ball if he didn’t think he could make a splash.

“And I love Deion. He’s the best athlete I ever saw. But sometimes he wanted to hit the home run all the

MARC MARIANI

time. And Marc is a guy that’s just going to get what you get. And it just depends on what you want. I like steady. I like a guy that’s going to make the right decision.”

Sanders will be on hand Thursday night as part of the NFL Network’s broadcast team. The Hall of Fame wide receiver and defensive back had nine career returns for touchdowns — six on punts and three on kickoffs. “Prime Time” averaged 10.4 yards on punt returns and 22.7 yards on kickoff returns over his 14-year career.

Mariani was originally drafted in the seventh round in 2010, spent his first four seasons with the Titans and went to the Pro Bowl as a rookie.

He’s averaged about a yard less than Sanders on punt returns (9.2) and two more yards (24.9) on kickoff returns over his seven-year career, two of them lost to injuries.

But his production has tailed off significantly in his second stint in Tennessee.

Mariani leads the NFL with 17 punt returns this season, but his average of 6.9 yards per return is ranked 18th in the league. He’s averaging 22.9 yards per kickoff return, the lowest total of his career, ninth-best in the NFL among 15 qualified players (those with at least one kick return per game played).

Mariani has three career returns for touchdowns, two on punts and one on a kickoff, though none since his second season.

But he also, importantly, hasn’t committed a turnover in just as long.

“Ball security and decision making is just so important,” Mariani said. “For both sides (in the Texans’ loss to the Patriots on Thursday Night Football) there were balls on the ground. It happens every week. I take pride in that, and I want to be the guy that people count on back there to do the right thing and give the ball back to the offense in the best field position possible.

“I’m back there to make good decisions,” he said. “And I know if you’re patient and let the game come to you, we’ll hit people. We’ll make big plays. It’s all in the flow of the game though. I can’t be back there forcing it. We have a game plan and I’m going to stick to it. I’ll make sure the ball gets in my hands and I’m able to make plays.”

The Titans’ special teams have been a mess this season, particularly their coverage units, which rate among the worst in the league.

Bobby April was fired as special teams coordinator a day after the Titans allowed a game-winning punt return touchdown in a loss to the Texans.

The following week, they surrendered another punt return touchdown in a victory against the Dolphins.

“Oh, it’s painful,” Hoffman said. “They happen in about eight seconds, but it seems like it takes a day for the guy to get to the end zone when you see him going.

“All you can do is teach. I got in the huddle the very next play and said, ‘Look, all we can do about that is forget about it and have it serve to tick you off to ‘now we’re going to play the rest of the game solid.’ We lost that play. We’ve got to win the rest of them. And we’ve got to try to make a difference.”

Special teams contributed to the Titans’ loss to the Colts on Sunday, as well.

Tennessee botched an extra point and failed to recover an onside kick they knew was coming. Indianapolis recovered and kicked a field goal after a short drive.

As the Titans work to correct their special teams shortcomings, they know they can at least rely on Mariani.

“Marc’s very sharp and he makes great decisions,” Hoffman said. “He and I talk on every kick. ... He’s not going to try to do something

spectacular just because he thinks he can. He's going to do the right thing for the team."

So then Mariani over Sanders in the pantheon of return men?

"No, no, no, no, no," Hoffman said, smiling. "I'm just saying, I loved Deion. But if you did the math, for balls that he returned for big returns, he let five punts hit the ground and roll for 75 yard punts. I'm not sure what weighs out."

###

MARCUS MARIOTA

**MARCUS MARIOTA
AMONG TOP YOUNG QB'S
IN NFL HISTORY ON 23RD
BIRTHDAY**

**BY JASON WOLF
THE TENNESSEAN
OCTOBER 31, 2016**

PAGE: 1C

The Titans sang "Happy Birthday" to Marcus Mariota before breaking up for a long weekend away from football, following their victory against the Jaguars on Thursday night at Nissan Stadium.

Mariota, who turned 23 on Sunday, has thrown 10 touchdowns and only one interception over the last four weeks, as the Titans have gone 3-1 to even their record at 4-4 at the midpoint of the season.

And while this season is far from over, the Titans' young franchise quarterback already finds himself in good company, historically.

He's not only one of the top young quarterbacks in the game, he's one of the top young quarterbacks of

After 20 starts, Mariota has the fourth-best passer rating (92.9), sixth-best completion percentage (62.62) and 10th-lowest percentage of passes intercepted of any quarterback in NFL history age 23 or younger at the end of a given season, according to profootballreference.com.

"He's really been impressive how he may have an off game or an off series," Titans coach Mike Mularkey said Friday afternoon, "but even after interceptions, he'll come back and he has no problem taking a shot down the field."

In terms of passer rating, Mariota ranks behind only Hall of Famer Dan Marino (104.5), likely Hall of Famer Ben Roethlisberger (98.3) and Daunte Culpepper (98.0).

Robert Griffin III (91.5) rounds out the top five.

Some other interesting names in the top 25?

7. Matt Ryan (87.7); 8. Teddy Bridgewater (87.0); 10. Cam Newton (85.3); 11. Matthew Stafford (84.7); 12. Jameis Winston (83.2); 13. Brett Favre (82.8); 15. Peyton Manning (80.6); 17. Blake Bortles (80.0); 21. Drew Brees; 25. Andrew Luck (76.5).

Winston and Mariota, the top two draft picks last season, are the only players on the list currently age 23 or younger. Winston turns 23 on Jan. 6. His stats do not include Sunday's game against the Raiders.

In terms of completion percentage, Mariota ranks behind only Bridgewater (64.90), Roethlisberger (64.65), Hall of Famer Brett Favre (63.58), Griffin (62.66) and Culpepper (62.66). Marino (62.21) is seventh. Winston (58.81) is 17th.

Mariota's percentage of passes that result in a touchdown (5.3) ties Stafford for 13th best.

His percentage of passes that result in an interception (2.59) ranks 10th-lowest, just behind 1981 NFL MVP Ken Anderson and ahead of Marino.

His 33 touchdowns rank 15th.

His 4,692 passing yards rank 18th.

Mariota's thoughts on coming back from this break?

"Well, I don't think the mentality changes," he said. "You know, for us, we just want to continue to win and continue to get better every single day. Eventually, hopefully, we will pick up our heads when the season's done and like where we're at."

In the meantime, the Titans and their fans can celebrate his strong start.

Marcus Mariota's career stats

62.62 completion percentage

4,692 passing yards

33 touchdowns

16 interceptions

473 rushing yards

3 rushing touchdowns

7 fumbles

50 sacks

7-13 record

###

**MARCUS MARIOTA
READY TO TAKE NEXT
STEP IN YEAR TWO**

**BY JIM WYATT
TITANS ONLINE
SEPTEMBER 9, 2016**

NASHVILLE, Tenn. – Marcus Mariota's first NFL season was a big hit.

Based on the reviews, there's reason to believe the sequel will be even better.

"I saw an ascension of an NFL quarterback as the season went on," analyst Ron Jaworski, a former NFL quarterback who is now known for his film study with ESPN, said of Mariota. "I loved Mariota coming out, he was my No.1 ranked quarterback as I transitioned to the NFL.

"He showed me that he is going to have a long career in the National Football League."

Mariota Part II debuts Sunday when the Titans square off against the Minnesota Vikings at Nissan Stadium.

Selected second overall in the 2015 NFL Draft, Mariota enjoyed success for the Titans in his rookie season after entering the year with plenty of skeptics.

Mariota broke rookie records for most touchdowns (19), completions (230), passing yards (2,818) and passing attempts (370) in 2015, when he completed three or more touchdown passes on four different occasions during his rookie season. He joined Peyton Manning (four in 1998) as the only rookie to accomplish the feat.

His 91.5 passer rating ranked third in franchise history behind only Steve McNair's 2003 MVP season (100.4) and Pro Football Hall of Famer Warren Moon's 1990 campaign (96.8).

Along the way he made believers out of fans and media, not to

mention his teammates and coaches. Mariota also sent a message to opposing coaches, who will do their best to try and stop him in 2016, and in years to come.

"He is a nightmare for you," Colts coach Chuck Pagano said of Mariota. "He is wired the right way. His DNA is spot on. He is a winner, a tough guy, a competitor, and he's smart. All the intangibles are there for him to be a really good football player.

"What makes him tough is he can beat you in so many ways. He can beat you with his arm, and he can beat you with his feet. And he is going to do nothing but get better. And they're going to get better as a team."

Mariota ran for 252 yards and two touchdowns on 34 attempts as a rookie, including an 87-yard run for a touchdown against the Jaguars on December 6. He had three runs of 20-plus yards, including a 23-yard touchdown run in Jacksonville on November 19 on a Thursday night.

"I think his ability to extend plays is something that is a big concern," Jaguars coach Gus Bradley said of Mariota. "To come in as a rookie and play with the poise that he did. ... I think in the red zone, he had unbelievable success. The situational football deals that come up in a game, to see him perform at a high level, that's impressive. But he can really hurt you running the football.

"And it is only going to get better for him. But his ability to extend the play and make good decisions I think are his two highest qualities."

Now, everyone wants to see what's next for Mariota, and the Titans. The sneak preview during the preseason provided even more reasons for optimism.

After setting a franchise rookie record by completing 62.2 percent of his passes in 2015, Mariota worked more on his accuracy this offseason.

He also worked on his strength, and added extra bulk to make himself sturdier in the pocket after missing four games with injuries.

Meanwhile, the Titans worked to surround him with a better supporting cast. The team traded for veteran running back DeMarco Murray, and drafted Derrick Henry, last year's Heisman Trophy winner from Alabama, to provide a one-two punch in the backfield. The Titans signed veteran free agent receiver Rishard Matthews, and picked a talented receiver in Tajae Sharpe in the draft. At the same time, the Titans built a sturdier offensive line in front of him, starting with the addition of former Texans center Ben Jones.

Mariota said his confidence is high, as so is his excitement for the 2016 season. He's coming off a preseason when he completed 74.2 percent of his passes while positing a passer rating of 104.1.

"I think it is a more comfortable situation now," Mariota said. "You have been in it for a year, and now it is an opportunity to use what you have learned the previous year.

"We've had some ups and downs (this preseason), but at the same time I feel we've had a lot more ups than we've had downs. I feel like we've built a solid resume up to this point going into the regular season.

"This is our opportunity now to kind of take what we've learned in the offseason and build upon it for the regular season."

Titans back-up quarterback Matt Cassel, an 11-year NFL veteran, said Mariota should benefit greatly from last year's experience.

"I think it should help him tremendously," Cassel said of Mariota. "Any time you come in as a rookie, you first have to get to know your teammates, but also the position he was in where he is the face of the franchise when you are drafted that high. It takes time for you to earn the respect of the guys

and do all that, but he obviously performed well last year.

“So now it is just building off of that. I think he has the confidence and the backing of everybody in this locker room the way that he works, the way he prepares every single day. He should have a tremendous amount of confidence and it shows in his play, too. Every day he gets better and is more comfortable and it is exciting to watch.”

Mariota said himself he can hardly wait to get started.

Yes, there’s no doubt the reviews from Year One were good.

Now, it’s time for the sequel.

Get your popcorn ready.

“He is going to be vicious,” quarterback guru George Whitfield Jr., an analyst for ESPN who has worked with quarterbacks like Cam Newton, Andrew Luck and Ben Roethlisberger and Jameis Winston in the past, said of Mariota. “Once he gets more experience where he can say, ‘I’ve been in this scenario before, I’ve seen this defense before, I’ve beaten this team before’ ... I think it is going to bode well for him.”

Hall of Fame receiver Tim Brown agreed.

“The best thing about a rookie is they become second-year players, so he can take all that experience from last year and become a much better player and he will because he has the talent to do that,” Brown said. “And with all the talent the Titans are going to get around him now, he is going to be able to do great things in the future. It’s going to be fun for the fans here in Nashville to watch him grow.”

###

**MARCUS MARIOTA
WANTS TO BEAT YOU AT
FOOTBALL, CARDS, GOLF
AND HOME FROM DINNER**

**BY PAUL KUHARSKY
ESPN.COM
SEPTEMBER 6, 2016**

NASHVILLE, Tenn. -- In the NFL, if a player doesn't say he hates to lose, he's an outlier.

It's practically a mandatory claim. It's not enough to be competitive. You need to be ultra-competitive. You need to hate to lose worse than all the other guys hate to lose.

It's certainly a trait attached to Marcus Mariota, the Tennessee Titans second-year quarterback who will lead his team against Minnesota Sunday at Nissan Stadium.

Outside of football, how does Mariota's competitive urge manifest itself?

Friends say he habitually plays just about anything -- golf, cards, table tennis -- until he wins.

"Marcus is hyper-competitive and he hates losing," said trainer Ryan Flaherty, who worked with Mariota in two offseasons. "I don't just mean in football games. If I beat him in a round of golf, which I beat him most of the time -- ha ha -- he won't forget about it and he'll make you play him again and again and again until he can beat you.

"And that doesn't just go for golf, he will do that with ping pong too. He is a vicious competitor. So if you want to get under his skin, beat him. But if you do he will hunt you down until he beats you. I know that might seem pretty obvious and you'll say most guys are like that. But he is next level."

Mariota's friends have his pattern down.

"He will definitely teach you how to play the game then once you learn, it's on," said Bronson Yim, who played with Mariota in high school

and at Oregon. "Even if it is a game that Marcus just learned, he wants to learn all of the ins and outs so that he can keep up and then before you know it, he's better than you."

In the spring, Mariota spoke of losing at golf to the Titans new center, Ben Jones.

What kind of quarterback loses to a lineman at golf, many of us wondered?

Jones quickly turned it around and said Mariota was being modest about his game.

Mariota's golfed, too, with tight end Phillip Supernaw, including on a trip to Oregon that also included two of Mariota's teammates from Oregon: Jeff Lockie and Hroniss Grasu, who is now with the Bears.

"He's the sandbagger of all sandbaggers," Supernaw said. "He actually tied me one time. He's in the learning stages, but he's got a really good swing. I think he's had some lessons, I don't know if he'll admit that.

"He said he shoots over 100, but it'll always be in the high 80s, low 90s pretty consistently. When he's asking for strokes, oh my God, it's a ton. He'll try to make me give him at least 10 strokes probably. At least. He can play really bad, but he can play really well. If he plays really well the 10 is more than enough. At any time he can par five holes in a row. He's a decent golfer."

During that golf trip, Mariota and the gang also played a lot of Sevens, and some other games he knows from home.

"Hawaiian people have all these card games, I guess it's a big thing in Hawaii," Supernaw said. "He teaches me all the card games, then he beats me at them until I kind of learn. He doesn't take losing at card games very well.

"He's going to keep playing until he wins. Then it's time to go to bed."

In football, Mariota won't be able to keep playing until he wins.

An NFL week can be long after a loss, and he learned that after playing in nine of them in his rookie season. In three years as Oregon's starting quarterback he lost only five times. In one year as the starter at St. Louis School in Honolulu, Hawaii, before that, he lost once.

"He's not an always outwardly competitive guy, but he's got an internal fire that he hates to lose," Titans general manager Jon Robinson said. "He's won a lot of football games over his career collegiately, then to have what happened last year happen, there is certainly a lot of motivation

Robinson sees Mariota's competitiveness at practice, in relatively subtle body-language.

"When he comes out of a series in practice it's a fist pump, excited about what happened," he said. "If it's a bad play, it's gritting his teeth and snapping his chin strap off violently, like he let one get away."

Mariota is super easy-going. It's hard to picture him visibly mad beyond that chin-strap tug.

A devious grin is easier to imagine, especially as he talks about trying to be the first one home from dinner.

"Anything I am doing, I want to win, I want to be the best at it," he said. "It doesn't matter if it cards, doesn't matter if I am racing home from dinner or something, I just want to be the first to do it.

"That's just kind of my mentality. That's been my mentality for a long time. It's kind of the way I was raised."

###

**TITANS WR RISHARD
MATTHEWS REMEMBERS
HIS FALLEN BROTHER ON
MEMORIAL DAY**

**BY JIM WYATT
TITANS ONLINE
MAY 31, 2016**

NASHVILLE, Tenn. – Rishard Matthews puts on an NFL uniform on Sundays. Over the years, he's signed countless autographs, taken pictures with fans, and has been cheered by crowds for making big catches and scoring touchdowns.

Like so many of his NFL brothers, the Titans receiver worked hard – and sacrificed plenty – to fulfill his lifelong dream.

Matthews, however, believes the true heroes are in the military. And on Memorial Day, he'll have his older brother on his mind, like he does every day. It's been just over seven months since Christopher Ruiz was killed while serving as a retired Marine working as a private defense contractor in Afghanistan.

"In my eyes, they make so many movies on people who are heroes," said Matthews, who signed with the Titans in March after playing his first four seasons with the Miami Dolphins, "and there are people out there fighting for our freedom. There's a lot of people who are gone and didn't come back, and unfortunately (Christopher) is one of them. He is our family's hero."

Christopher Ruiz was Matthews' half-brother, but the two were close. They had been family since Matthews was 5-years-old, when Christopher's mom married Rishard's dad, who served 21 years in the Marines himself.

Ruiz served in the Marines for 10 years, and served overseas in Operation Iraqi Freedom. He was in Afghanistan last October working as a civilian contractor, training locals to fight for their country, when he was killed. He was supposed to come home from Afghanistan to his wife and three

young children just three weeks after the accident. Ruiz was one of six U.S. Airmen and five other civilian contractors killed in the crash of an Air Force C-130 as it tried to put down at the Jalalabad Airfield on Oct. 2.

"They answered their nation's call and died in service to their country," Brig. Gen. Dave Julazadeh said in a news release following the accident. "There are no words that truly describe the depth of sorrow and pain we feel."

Matthews, 26, said the accident changed his perspective on a lot of things.

"Don't take anything for granted," Matthews said. "I have little cousins growing up, and I try and stress that in general. Don't take anything for granted. (Christopher) was there so much, during Iraq and other stuff. When he left, you just thought he was always coming back. I grew up military so I have known people to go and come back. My whole family, we all thought he would be coming back. And then you get that call that he's not coming back."

On the day he signed his contract with the Titans in March, Matthews was wearing a bracelet with the words "Forever by my side." It has his brother's name on it, along with the Marines logo. He wears it every day.

He has shirts with the word "Hero" on them, along with his brother's face. Prior to a game in Miami last season, his teammates wore the shirt in warm-ups, on a Sunday when Ruiz was honored by the team.

On Instagram, Matthews has posted two tributes to his brother on special dates:

**"YOU BEING GONE I STILL
DONT BELIEVE. I WILL
FOREVER SALUTE YOU. THIS
IS THE LAND OF THE FREE
BECAUSE OF THE BRAVE.
HAPPY BIRTHDAY BIG
BROTHER."**

**"I Will Always Love You. You Are
My Big Brother & Forever My Hero
#ForeverRemembered
#RipChristopherRuiz
#ARealAmericanHero"**

Matthews sent out this message via Twitter on Sunday: I hope people truly understand the meaning of Memorial Day. This is far more than just a weekend to party. Not even remotely close.

He added another: Truly the LAND of the FREE BECAUSE OF THE BRAVE!!

"I think about him a lot, every day," Matthews said. "It is an unfortunate situation. He left behind three beautiful kids, and I try and be in their life as much as I can really, and help out my sister-in-law."

As he lives his own life, Matthews said he plans to honor his brother every step of the way.

Matthews has been a success story himself. A seventh-round pick by the Dolphins out of Nevada, Matthews developed into a player many teams were interested in during free agency after catching 43 passes for 662 yards and four touchdowns last season. The Titans signed him, and he's expected to play a big role this fall.

Moving forward, Matthews wants to deliver for the Titans.

He'll have his brother on his mind.

"He was always there for me for motivation, and support," Matthews said. "We grew up in a military family. He was always on the military side, I was always on the sports side. I always said I wanted to play sport, and he always wanted to go in the military, that was his passion."

"It's still hard for me to believe he's not coming back. It was just a real eye-opener on life and how precious life is. You really can't take anything for granted."

MCBRIDE SUCCESSFULLY PREPARES TITANS DEFENDERS FOR SUNDAYS

**BY JIM WYATT
TITANS ONLINE
OCTOBER 14, 2016**

NASHVILLE, Tenn. — Titans receiver Tre McBride was understandably disappointed when he didn't make the team's 53-man roster to start the season.

But he didn't put on a sad face and mope.

Instead, as a member of the team's 10-man practice squad, McBride has put on the uniform number of receivers like Amari Cooper, DeAndre Hopkins and Jarvis Landry each week in practices, and done his best impression. McBride's teammates – and head coach -- have praised him for getting them prepared for Sundays.

"Tre does an awesome job week in and week out being the other team's best receiver, and I know myself and everyone else in the secondary is appreciative of the way he works," Titans cornerback Jason McCourty said of McBride, a seventh-round pick by the Titans in 2015 who played in seven games last season. "I trained with Tre this offseason so I know how badly he wanted to be active and helping on Sundays.

"But I am proud of the way he has worked. He's made us better. Obviously he is not where he wants to be, but he has worked his butt off and he really takes pride in giving us the best look he can. And it's helped get us ready."

The Titans have fared well against top receivers this season.

This past Sunday, the Titans held Landry to just three catches for 28 yards in a win over the Dolphins. Landry entered the contest ranked second in the NFL in catches. He's averaged eight catches for 94 yards in Miami's other four games.

TRE MCBRIDE

The previous week, the Titans held Hopkins to just one catch for four yards against the Texans. Hopkins has 21 catches for 279 yards and three touchdowns in Houston's other four games.

In Week 3, the Titans held Cooper to four catches for 62 yards in a game against the Raiders. Cooper has averaged six catches for 99 yards in Oakland's other four games.

While other factors have been involved in the Titans holding their own against their opponents' best receiver each week, one thing has been constant: McBride has played the part of that player each week in practices. He's worn the uniform number of the player Wednesday through Friday, even if he's been in street clothes on Sundays.

Players on the practice squad work with the team throughout the week, but don't dress out for games.

"He is helping," Mularkey said of McBride. "He is typically the game-wrecker receiver for the opponent, and he gives us a very good look. He is a playmaker, and he wants to make all the plays. Tre is the guy.

"Tre's time is coming, it is. He just has to understand where we are roster wise. But his attitude has been outstanding."

McBride, who caught a touchdown pass at the end of last season, was one of the stars of the offseason for the Titans. He led the team with 10 catches for 95 yards in the preseason, in fact.

The Titans currently have six receivers on the roster – Kendall Wright, Rishard Matthews, Tajae Sharpe, Andre Johnson, Harry Douglas and Marc Mariani. McBride, who played at William & Mary, is the only receiver on the practice squad.

"Tre is a good receiver," Titans safety Kevin Byard said. "He gives us good looks, and great effort, and it's good for the defense to have a receiver with the ability to give up

those looks for different receivers and helping our preparation."

McBride said he takes great pride in making sure the defense is ready.

This week, McBride is playing the role of Browns receiver/Wildcat quarterback Terrelle Pryor.

"I get excited whenever we have a receiver highlighted, and I get to be that guy," McBride said. "That means a lot of targets in practice, and it means an opportunity to show I have game as well, while helping the defense.

"I don't take it easy by any means, and I think guys appreciate the fact I go after every ball and try and make it tough on them. Any time I am on the field I take pride in playing good football."

McBride eventually hopes to one day be back on the 53-man roster, and playing on Sundays.

Until then, he'll keep doing his thing during the week, to get the Titans ready.

Just don't look for him in No.10, his real number.

"For now, all I can do is continue to work and wait, and keep on playing good football," McBride said. "These guys know I can play, I showed them in preseason. So it is just a matter of having an opportunity, and hopefully it will come. Until then I just have to keep doing what I am doing.'

###

BRICE MCCAIN

TITANS CB BRICE MCCAIN KEPT HIS NOTES, AND IT'S PAID OFF

**BY JIM WYATT
TITANS ONLINE
MAY 20, 2016**

NASHVILLE, Tenn. – Brice McCain was the first.

Before the Titans traded for running DeMarco Murray, before the team added over a half-dozen free agents, and before the 10-man draft class was selected, McCain signed with the organization back on March 2.

The veteran cornerback has seen a lot of changes since.

“I love it,” McCain said. “The team went a lot of good directions, and made a lot of good moves. Watching as a guy who just came in, too, you really look at it as a positive. We want to win this year, and I really like it. We brought a lot of young guys in and did well in the draft. So it is a positive.”

McCain, who has played 100 games during his NFL career with Houston (2009-13), Pittsburgh (2014) and Miami (2015), said the adjustment to a new team has been smooth, in part, because of his preparation.

He kept his homework.

McCain played in Dick LeBeau's defense in Pittsburgh in 2014, when he registered three interceptions and 25 tackles in 14 games, including nine starts. LeBeau joined the Titans in 2015, and he'll serve as assistant head coach/defensive coordinator in 2016 under coach Mike Mularkey.

“I always keep all my notes from previous years,” McCain said. “To come back in here and play with coach LeBeau, I look back on my notes and it was very familiar stuff. I jumped right in it. You can move pretty fast so you always know what you are doing.

“I've had a lot of good years, but (that season under LeBeau) was one of my better years.”

McCain (5-9, 190), who has nine career interceptions, has been working at the nickel position with the Titans. He's a serious contender in the fight to claim the job.

With the Dolphins, McCain played in 14 games with 11 starts in 2015. He totaled 39 tackles, eight passes defensed and one interception. Prior to joining the Dolphins and before his year in Pittsburgh, McCain spent five seasons with the Houston Texans after being drafted by the franchise in the sixth round of the 2009 NFL Draft.

McCain loves playing nickel, he said.

“It is a special position because you have to know linebackers, you have to know safety, you have to know corner, and you have to know nickel as a whole,” McCain said. “A lot of receivers have the whole field to work with, so you have to take away leverage and learn how to control your body on breaks because they have a lot of field to work with.”

He also loves competition, and he has some in Tennessee. In addition to the returning veterans, the Titans drafted two cornerbacks in the 2016 NFL Draft – LeShaun Sims and Kalan Reed. Jason McCourty and Perrish Cox return, along with B.W. Webb, Blidi Wreh-Wilson, Cody Riggs and Curtis Riley. The Titans signed former Steelers cornerback Antwon Blake in March as well.

“You don't want to come in and not compete,” McCain said. “I love to compete, and I think every corner in this room does. It's a good thing to have competition and bring out the best in everybody.”

McCain, who visited the Buccaneers and had another visit lined up before deciding to sign with the Titans, said he's happy he came aboard when he did.

He likes the feel of optimism in the building, and on the field.

“It wasn't a leap of faith,” McCain said. “I think if you bring enough

players here, anything is possible for a team to win games and turn a season around. Last year is over, it's a whole new year. Every team comes in thinking they are going to win a Super Bowl. That's our mindset, to come out here and work hard and try and seize that goal.”

###

JACON MCCOURTY

JASON MCCOURTY OPTIMISTIC NOW AFTER 7 TITANS SEASONS WITH NO PLAYOFFS

**BY JOHN GLENNON
THE TENNESSEAN
OCTOBER 21, 2016**

PAGE: 1C

On a roster that features plenty of long-suffering players, it's impossible to find one who's persevered through more Titans frustration than cornerback Jason McCourty.

A sixth-round draft pick in 2009, McCourty is the only member of the Titans who's been here for eight seasons. In seven previous seasons, the Titans have produced just one winning record, posted a combined mark of 41-71 and fallen short of the playoffs on every occasion.

So while the Titans' two-game winning streak — and 3-3 record — are still modest achievements, it's understandable that McCourty is enthusiastic about the rest of the season as Tennessee prepares to face Indianapolis on Sunday.

"I'm very optimistic and excited," McCourty said Thursday. "Good things lie ahead. You go into every game right now and you feel like, 'Hey, we should win this game.' We're prepared."

In an AFC South that has no dominant team, might this finally be the year McCourty and the Titans sniff the postseason? That would give him something in common with twin brother Devin, the New England safety who's made six playoff appearances and won a Super Bowl.

"That's the reason we play this game — to make it to the tournament, and to try to win games once you get in it," McCourty said. "It would mean everything. It would mean all those seven years prior that you put into it were worth it."

There are a number of players who've helped the Titans get off to a competitive start through six games.

DeMarco Murray is one of the league's leading rushers, and linebacker Brian Orakpo is averaging more than a sack per game.

But the contributions of McCourty shouldn't be overlooked either.

McCourty's 11 passes defended are tied for second in the NFL according to league statistics, and he appears well on his way to surpassing his career total of 15. McCourty is also tied for the team lead with two interceptions, both of which were secured when he outfought receivers for passes that could have been completions.

"He's had two fantastic interceptions, really wrestling the guy from the ball and competing," Titans defensive coordinator Dick LeBeau said. "There's no question that him being out there back with us has been a tremendous asset for our defense. He's a real quality corner and a guy you can count on to play well every game."

The same couldn't have been said last year of McCourty, who was limited to just four games because of a recurring groin injury. He had to undergo two surgeries, the second of which meant a trip to injured reserve last November.

"Comparing last year to this year is night and day," McCourty said. "Even the four games I played in (last year), my groin was an issue in every one of them. It was just a concern not knowing how it was going to be that day or still trying to recover from the game before."

McCourty, 29, explained that returning to top form following the surgeries was a long process, one that really wasn't complete until the start of training camp in late July.

"That's when I finally felt like my normal self again," McCourty said. "That's when it all kind of clicked

for me and I was like, 'Hey, I'm cool. I'm good to go.'"

Added Titans coach Mike Mularkey: "He's definitely a different guy this year. A lot of that injury stuff just psyches you out in your head. But he's playing with a lot of confidence now, and to me, that's a lot of his game."

One of McCourty's top performances came against Houston, when he spent a good portion of the contest guarding Pro Bowl receiver DeAndre Hopkins. McCourty played a big role in limiting Hopkins to one catch for 4 yards, the lowest yardage total of his career.

In Sunday's win over Cleveland, Titans coaches credited McCourty with four passes broken up, which tied a career high.

Pro Football Focus grades McCourty out as the 14th-best cornerback in the league this season.

"That's what I get paid to do," McCourty said of his coverage. "I'm just trying to stay close to guys. Obviously when you combine good coverage with a good pass rush, you're going to get your fair share of (break-ups)."

A three-time Titans captain and one of the team members most involved in community work, McCourty is an easy player for fans and teammates to pull for — especially considering the many years of hardship he's gone through with this franchise.

"I think it would be great for him to have some success and make the playoffs," Titans defensive end Jurrell Casey said. "He's been around here for a long time, busting his tail and getting after it."

"Missing the playoffs every year is tough. But one of the things I love about J-Mac is that no matter the situation, he's going to continue to lead and continue to push each individual."

###

**JASON MCCOURTY
APPRECIATES GAME
MORE AFTER
FRUSTRATING SEASON**

**BY JIM WYATT
TITANS ONLINE
AUGUST 19, 2016**

NASHVILLE, Tenn. — Jason McCourty never took the game for granted, but missing most of last season changed his perspective on a lot of things.

It really made him think, about how fortunate he's been, and about what's ahead.

"This year," said McCourty, set to begin his eighth season with the Titans, "it is kind of a newfound appreciation of where I am. Being out there with the guys, you just enjoy it just a little more just to know how quick it can be taken from you.

"I always worked my butt off to get to where I am. But as you get older you realize the end is closer than the beginning. And you start to realize what a blessing it is. I know I have been blessed."

Drafted by the Titans in the sixth round of the 2009 NFL Draft, McCourty has played in 94 games, with 76 starts, at cornerback in his first seven seasons. He's been named a captain three times, and along the way developed a reputation for being an accountable, dependable pro.

His success has fulfilled a childhood dream shared by McCourty and his twin brother, Devin, a defensive back with the New England Patriots.

"At a young age, we always told my mom we were going to make it to the NFL or the NBA and we were going to provide for her and do things," McCourty said. "So I think just from that very young age sports was always something we dreamed of and we've just been blessed that it was able to become a reality."

It wasn't a cakewalk from middle school to high school to college to the NFL for McCourty or his brother. Last season, McCourty's upbeat attitude and resiliency were tested because of a sports hernia injury that required two surgeries, and sidelined him most of the 2015 season.

A full-time starter since 2011, McCourty was able to play in just four games last season. He was placed on Injured Reserve in November and was forced to watch home games from the sideline in street clothes, and road games from his living room couch, on television.

"It was rough," McCourty said. "Watching the Jets game, I remember watching (receiver) Brandon Marshall catch the ball and he was wide open and I remember turning the TV off. It was frustrating. You can't be out there, and you can't be on the sideline. You almost feel like you are not a part of it -- like you're just a regular fan. It was very, very frustrating not being able to be out there.

"It really has changed my thinking. I think for me last year, only being able to play in four games, when you come out to training camp, instead of complaining about some of the tough days you start to relish it."

McCourty, who has 453 tackles and 11 career interceptions, was healthy at the start of the offseason program in April, and he's been a fixture in the secondary throughout the offseason.

He's ready to lead again in 2016, and his teammates are thrilled he's back.

"He's a professional guy, someone you can count on and know he is going to do his job," said Titans linebacker Derrick Morgan, teammates with McCourty since the 2010 season. "He is very consistent. Knowing No. 30 is out there, it makes you feel comfortable. He is real even-tempered and very consistent, day in and day out.

"In this league, the NFL stands for 'Not For Long', and people come and go. And to see him all the years since I have been here, he has all the intangibles you are looking for in a teammate."

Tight end Delanie Walker praised McCourty for his approach, on and off the field.

"He's a family man, and when he comes on the field it is nothing but business," Walker said. "He is very respected around the league, and he's a leader in the locker room. I respect his game and respect everything he does. He is not going to sell you short. If he tells you something, he is going to do it. And since I have been here that's the way he's always been."

Titans coach Mike Mularkey said McCourty is a tone-setter, and a message-deliverer to the team.

"He's one of those guy who doesn't say a whole lot, but when he does, players listen," Mularkey said. "He is kind of like Marcus (Mariota) -- he doesn't say a whole lot. Delanie doesn't say a whole lot. Brian Orakpo doesn't say a whole bunch. They just do their jobs really well. Jason does his job really well."

The Titans kick off preseason game No.2 on Saturday against the Carolina Panthers. In a few weeks, the team will kick off the season at Nissan Stadium against the Minnesota Vikings.

McCourty, like many of his teammates, is counting the days.

Orakpo, following a recent practice when McCourty performed extremely well, exclaimed "J-Mac is back! J-Mac is back!" Anyone within 50 yards could've heard him.

McCourty happened to be standing nearby, and he smiled.

Yes, he's back. And he sure is thankful.

"I love the game," McCourty said. "And I want to make a positive impact on those around me. I

remember coming into the league and guys telling me the one way you stay in this league is with consistency. Let coaches and GMs know what they can expect from you every time you step on the field and I think over those years I've also tried to become a leader and lead by example. So those are two words I'd love for people to remember about me when I'm done playing."

But first, McCourty wants to help the Titans return to winning ways.

He's as optimistic as ever.

"I got a chance to talk to our owner the other day," McCourty said of controlling owner Amy Adams Strunk, "and the excitement in her voice, it made me feel really proud as a player just knowing she is right in this thing with us and she wants to much good for us.

"As an older guy on this team, just to be able to talk to her and shake her hand and see how excited she is, you want to go out there and win for her and the fans and the city of Nashville. It is a different feeling and a different buzz right now and as a player you want to follow that up with wins because that is what's going to keep the buzz going."

###

SACK ATTACK: DERRICK MORGAN TURNING UP HEAT FOR TITANS

BY JIM WYATT
TITANS ONLINE
NOVEMBER 5, 2016

NASHVILLE, Tenn. – Titans linebacker Derrick Morgan hasn't changed anything.

From the first week of the season until now, his approach has been the same.

The results, well, they've been dramatically different.

"I have tried to be consistent," Morgan said. "Right now, things are paying off. I think we have been coming together as a defense, and the guys on the back end are allowing us to have more time to get to the quarterback, and to make plays. So it's been working for us."

Morgan, in his seventh NFL season, has 5.5 sacks in the last four games. After being held without a sack the first quarter of the season, Morgan had two sacks against the Dolphins, and a sack against the Browns. Morgan was then credited with 1.5 sacks of Colts quarterback Andrew Luck before sacking Jaguars quarterback Blake Bortles last Thursday.

"I am happy for him," said Titans linebacker Brian Orakpo, who has a team-high seven sacks on the year. "It is checks and balances. You want to do something to eliminate one person, well, another person is going to eat. So it is a back and forth, and that is why I enjoy playing with Morgan because we bring a lot to the table that is very similar."

The Titans are third in the NFL with 22 sacks as a team, led by Orakpo's seven and Morgan's 5.5. Defensive lineman Jurrell Casey is next in line with three sacks.

Titans defensive coordinator Dick LeBeau said Morgan has been consistent all season, even when the sacks weren't showing up on the stat

sheet. Morgan missed the team's Week 2 game against the Lions because of a hamstring injury.

"The plays that you kind of notice statistically, they happen or they don't," LeBeau said. "But if a player is consistent in his execution and effort, he is going to have some games that are going to be up there productivity-wise also. He can play a great game, any given player, and really not show up that much on the statistic sheet but if you ask the opponent they'll say, 'That guy is a handful.' I think Derrick is always in that category. He may get sacks this week, he may not get it the next week. But he is going to get pressure every week.

"He is one of our veteran leaders and he's done a great job for us on defense."

Morgan, a first-round pick by the Titans in 2010 out of Georgia Tech, has 33 career sacks.

Halfway into this season, however, he's only one sack away from his career high for a season – Morgan had 6.5 in 2012, and then again in 2014. Morgan recorded 5.5 sacks during an injury-shortened season in 2015. In addition to his 5.5 sacks this season, Morgan also has 14 quarterback pressures.

On Sunday, Morgan will try and add to his total against Chargers quarterback Philip Rivers. On the season, Rivers has 2,285 passing yards with 15 touchdowns and seven interceptions. He's been sacked 21 times.

"He is one of the more vocal quarterbacks I've ever played against," Morgan, smiling, said of Rivers. "I have never seen a quarterback get an unsportsmanlike penalty for talking too much to the refs. But he is a very fierce competitor, and I respect his game.

"And he is still playing at a high level, so you have to respect that."

DEMARCO MURRAY

MURRAY: ANY TEAM OTHER THAN TITANS WOULD'VE BEEN MISTAKE

**BY TERESA M. WALKER
ASSOCIATED PRESS
NOVEMBER 4, 2016**

NASHVILLE, Tenn. (AP) — DeMarco Murray never lost confidence in himself or how well he can play in the NFL.

Now he's proving just how much being in the right place can matter so much.

Halfway through this season, Murray already has run for more yards than all of last season in Philadelphia.

Better yet, he leads the AFC and is second in the NFL with 756 yards rushing. Production that simply reinforces the decision he made in March with the chance to be traded by the Eagles to Tennessee in March.

"I think anywhere else it would've been a mistake," Murray said Thursday.

"I think this is a place that's meant for me, and I'm meant for it. This is a great coaching staff. Obviously, a lot of great teammates, the organization is where it needs to be. But I think it's only going to get better. It's very positive that we're heading in the right direction."

Murray is just the sixth running back in NFL history to run for at least 750 yards and have eight total touchdowns in his first eight games with a team.

The only difference? Murray is 28 with his third team, while the others all were rookies: Doug Martin in 2012, Adrian Peterson in Minnesota in 2007, Eric Dickerson with the 1983 Rams, Billy Sims with the 1980 Lions and Chicago's Beattie Feathers in 1934.

Murray also ranks second in the league with 953 yards from

scrimmage and is tied for fourth with his eight TDs.

The performance isn't surprising for a running back who led the NFL in rushing with 1,845 yards in 2014 in Dallas, earning the NFL Offensive Player of the Year award.

He signed a five-year, \$42 million contract in Philadelphia, yet Murray only had one 100-yard game with the Eagles while running for 702 yards and averaging a career-worst 3.6 yards per carry.

"Whenever you get the opportunities, you've got to make the most of them," Murray said. "Sometimes I didn't do that last year, and that has a lot to do with me. But just got to learn from every situation and go from there."

The change in scenery certainly didn't hurt.

The running back made sure to research the Titans and new head coach Mike Mularkey before agreeing to the trade. He liked the Titans' plan to run the ball.

Murray has almost as many carries (160) through eight games in Tennessee as he had all of last season in 15 games with Philadelphia (193). He already has four 100-yard rushing games and is coming off his best performance yet, running 21 times for 123 yards in a 36-22 win over Jacksonville last week.

Mularkey said the Titans promised that Murray would be their featured back, and the first half of this season has proven everything they told him has come true.

That's helping the Titans (4-4) improve their win total from last season with eight games left to do even better.

"We're just trying to play to their strengths, and his is downhill," Mularkey said. "I didn't think he'd lose that in a year."

Thanks to Murray's success, Heisman Trophy winner Derrick

Henry hasn't been needed much at all. The Titans did give Henry 16 carries for 60 yards — both season highs — in the win over Jacksonville. He also caught four passes for 37 yards.

The combination has Tennessee ranked third in the NFL in averaging 152.2 yards per game.

"They run the ball the way it's supposed to be run," said Chargers coach Mike McCoy who gets to defend Murray on Sunday.

Murray says he isn't paying attention to where he's ranked in the NFL, much more focused on helping Tennessee reach the playoffs. That's something the Titans haven't done since 2008, but they trail Houston by a game in the AFC South.

"Playoffs is much more important for me than rushing yards," Murray said.

###

ESPN TITANS BLOG

BY PAUL KUHARSKY
ESPN.COM
OCTOBER 27, 2016

**Resurgent DeMarco Murray
embodies Titans' 'GATA'
mentality**

NASHVILLE, Tenn. -- The Tennessee Titans are thrilled to have DeMarco Murray front and center as the poster child for their reformatted franchise.

When they traded in March for the running back from Philadelphia, giving up a fourth-round pick in this year's draft, they said he would embody the rugged, tough-minded style of play they so coveted.

And to be the sort of smashmouth team the Titans want to be, a smashmouth running back is required.

Tennessee (3-4) reaches the midpoint of its season Thursday night at Nissan Stadium with a visit from the Jacksonville Jaguars (2-4), but it's already been clear for some time the Titans got their man.

Murray frequently looks like the franchise's best player. Cowboys fans who watched him work in 2014, when he led the league in rushing, probably are not surprised. Eagles fans, who watched a bad season unfold after he signed a big free-agent contract, certainly are.

He knows how he's regarded in the City of Brotherly Love, and is relishing the work that's engendered a different feeling in the Music City.

"I think a little bit of that [Philadelphia experience] weighs in on every decision you make," Murray said. "I've been in the league for a while and we all know what it was. But I like that [Titans general manager] Jon Robinson, with his track record and where he came from, and having the chance to speak with [coach] Mike Mularkey and knowing where the organization is going, since day one it's only been forward.

DEMARCO MURRAY

"It's been a 360 from what I hear from the guys."

In the Titans' locker room, Murray often wears a shirt when he's interviewed that says "GATA" across the front.

The acronym stands for "Get After Their Asses" and was coined by Erskine "Erk" Russell, the defensive coordinator at the University of Georgia in the early 1980s who was promoting defensive aggressiveness in pursuing a ball carrier.

Murray has flipped it to the offensive side.

"I love it," he said.

Mularkey likes it, too. Murray said the Titans' coach is responsible for the sign with the acronym above the door at Nissan Stadium that leads from the Titans' locker room to the field.

Observers around the league see Murray as a great match and the centerpiece of the Titans' offense.

"Lesser work in 2015 probably helped him recover and bounce back physically from his historic workload of 2014 [when he had 392 carries]," one personnel man from another team said. "He's in an offense that is committed to, and knows how to, run the ball. He's a disciplined, hard runner who has burst, power and balance, skills that match their scheme.

"He's very competitive and has very good stamina. He likes the workhorse role. And he's a prideful performer who had something to prove after 2015 and went to a good mutual fit."

Both Murray and the team believe things have gone as well as they could have hoped, or even (outside of the 3-4 record) better.

He's third in the NFL with 633 rushing yards and 825 all-purpose yards, and second with 44 first

downs, including a perfect 5-for-5 on third-and-1 carries.

"For what we are trying to do here, it's a good start," Mularkey said. "If we can get our passing game going a little more effective, I think it will help the run game, eliminate some guys around the box. I think we'll be more productive. I'm pretty pleased with where we are compared to last year. It's better."

When the Titans decided to deal for Murray and negotiated a revised contract through 2019, they looked a lot more at him with the Cowboys than with the Eagles.

Mularkey was offensive coordinator in Miami in 2006 and '07, when the Dolphins' offense was a lot like that of the 2014 Cowboys. And a lot like Tennessee's in 2016.

In the past two seasons, Murray's teams played in 11 prime-time games. The 2016 Titans have just Thursday's for Murray to get after it and display how things have boomeranged back in a good direction.

The Titans have changed a great deal in the seven months since the trade. In many ways, things are so different that Murray said he wouldn't have believed it when he arrived.

He's a big part of why.

He wants to be a bigger part of a bigger change.

"Things always get better with wins," Murray said. "We'll continue to try to get those."

DEMARCO MURRAY

DEMARCO MURRAY HAPPY TO BE IN NASHVILLE, WITH TITANS

**BY JIM WYATT
TITANS ONLINE
SEPTEMBER 23, 2016**

NASHVILLE, Tenn. – It's no wonder DeMarco Murray took flight on his first touchdown with the Titans.

He took a leap of faith in joining the Titans – and embracing Nashville sight unseen -- to begin with.

And he's glad he did.

"I would say it has exceeded my expectations," Murray said of the Titans, and the city. "We have an unbelievable team, an unbelievable coaching staff and the biggest thing to me is coach (Mike) Mularkey. He is a hell of a coach and an even better guy, and that is not just him but every coach in the organization, there's a little piece of him they carry with him.

"They are just great people, and those are the kinds of coaches you want to do anything for – you'll run through the wall for them. And the camaraderie with the guys on the team, everyone talks to each other, the offensive guys and the defensive guys. I have never been inside a locker room where it is so integrated. That was a huge plus for me, and it lets me come out of my shell a little more and be a little more vocal with the guys."

Back in March, the Titans traded with the Eagles to land Murray, the NFL's Offensive Player of the Year with the Cowboys in 2014.

Murray has already made an impact with the Titans. In two games, he has 131 yards on 25 carries (a 5.2-yard average), and he also leads the team with 12 catches for 91 yards and two touchdowns, including that acrobatic dive into the end zone against the Vikings in Week One to finish off a six-yard touchdown catch.

Titans general manager Jon Robinson negotiated the trade to land Murray, who spent one season with the Eagles. The trade might've never gotten off the ground without Murray making it known to his agent, Nashville's Bill Johnson, and the Titans, he wanted to play in Tennessee.

Murray admits that was kind of a leap of faith. Until the day he showed up at Saint Thomas Sports Park following the trade, he'd been to Nashville just once, and that was to play in a game at Nissan Stadium while with the Cowboys in 2014. He was in and out, and spent the day he landed in the hotel.

After just seven months in the city, and with the Titans, Murray said it's been a good fit -- for many reasons.

"I knew of Nashville, and heard a lot about it," Murray said. "Of course I knew all about the country music side, but I didn't know too much about it the city. I just figured it would be nice.

"But this is a place I saw myself being. I have been in the spotlight for a long time and I knew coming (to Nashville) was a different market and that is something that kind of excited me. It's a place where I can focus on football and focus on this team and focus on helping us win games.

"Nashville is big, but it's small at the same time," Murray continued. "People have been so nice. I love the city, and it has been a dream come true to be here."

A third-round draft pick out of Oklahoma in 2011, Murray was the league's Offensive Player of the Year in 2014 after leading the NFL and setting Cowboys franchise records in rushing yards (1,845), and scrimmage yards (2,261). Murray scored 13 touchdowns on 392 carries in 2014, an average of 115.3 yards per game. He posted 12 100-yard games in 2014.

In his lone season with the Eagles, Murray ran for 702 yards and six touchdowns on just 193 carries.

When the Titans traded for Murray back in March, ESPN's John Clayton called it the best move of the offseason in the NFL.

"The reason is he's an I-formation back, so now they'll put in an I-formation offense in with Marcus Mariota taking snaps from center and it will work out so much better for DeMarco, and for Mariota," Clayton said.

"Having a good running game makes things so much easier on Marcus, because now all of the pressure doesn't fall on him. It was a big move."

Former NFL coach Jon Gruden, also an analyst with ESPN, said earlier this month Murray's a good get for the Titans.

"I've always liked Murray a lot," Gruden said. "I think he can run it and catch it, and he is outstanding picking up blitzes and he gets better as the game unfolds. He can finish you."

Titans running backs coach Sylvester Croom knew of Murray before the team traded for him in March, but he didn't know him personally.

Croom has been blown away by Murray's ability, attitude, and leadership skills.

And Croom, an NFL assistant 24 seasons and a former head coach at Mississippi State, has been around a few running backs in his day.

"Let me tell you something," Croom said of Murray. "This guy is a good football player, but he is a better human being than he is a football player. His professionalism, and his work ethic. I feel really fortunate to be able to work with him. I'm telling you, he's a coach's dream.

"He's not a boisterous person. First of all, he leads by example. But

DEMARCO MURRAY

when something needs to be said, he says it. He does things the right way. He is not about tearing people down, he is about building guys up. He is a great, great pro, and he is going to make this team better. Really, he already has.”

Murray said he’s been comfortable with his new surroundings. He bought a home in Franklin, and this summer decided to host his first football camp to benefit the DeMarco Murray Foundation. Roughly 120 kids took part in his camp, which will help raise money for chronically ill children. Murray’s foundation has helped underprivileged kids in the past, but he said he also wants to partner with a local hospital to raise money for chronically ill children in town.

On the field and in the locker room, he’s made a good impression on his teammates as well.

“Watching him before he got here, I knew he had that attitude that he’s not going to be stopped,” tight end Delanie Walker said. “And that’s how he is. He is all business, and he doesn’t mess around. He’s kind of like me in that we have a similar structure on doing our job and understanding what we are here for. Since he has been here he’s been making plays, and I’m glad we have him.”

Looking back, Murray said he’s glad things worked out.

Now in his sixth NFL season, Murray is ready to do his part to lead the Titans.

Cowboys coach Jason Garrett, who saw Murray run for 4,526 yards and 28 touchdowns in four seasons in Dallas, predicted success for Murray in Tennessee when speaking to Titans Online earlier in the offseason. So far, he’s been right on.

“I have a great deal respect for DeMarco,” Garrett said. “He was a really good player for us during his four years with the Cowboys. I have great respect for him as a player, great respect for him as a man.

“He is going to do a great job in Tennessee. Mike Mularkey is an outstanding coach, and I think he is going to fit in that system really well. It’s a good fit for both the player and the team.”

###

**BRIAN ORAKPO
SOARING; SETTING
GREAT EXAMPLE FOR
TITANS**

**BY JIM WYATT
TITANS ONLINE
OCTOBER 22, 2016**

NASHVILLE, Tenn. — As a youngster growing up in Houston, Brian Orakpo played basketball and football. In his mind, sports gave him a chance to spend extra time with his friends.

“It was fun, just a hobby,” Orakpo said. “It was an after-school activity, and I happened to be really good at it.

“I guess I didn’t realize how important football was to me until I received a scholarship to the University of Texas. That’s when I knew football was really serious.”

Fast-forward to today.

Orakpo is in his eighth NFL season, and his second with the Titans. The talented outside linebacker has been to three Pro Bowls, and he’s in the middle of another standout season with the Titans, one that could end up being the best of his career. He’s a leader in the locker room, voted team captain by his teammates prior to the season.

Orakpo, who turned 30 in July, is also a serious guy who fell in love with the game and everything about it. It shows in his play on the field, and his actions off it.

“This profession, it is a great way to provide for your family, and at the same time have fun doing it,” Orakpo said. “To be able to hang with a bunch of great guys, on a team, and be able to keep that competitive drive in you every single day in your life, I love it.

“It is definitely a once-in-a-lifetime experience, and one I never take for granted.”

BRIAN ORAKPO

Orakpo is on a roll to start the season, with seven sacks in six games.

With his seventh sack of the season – and 54th of his career – against the Browns, Orakpo became the first Titans player since Jevon Kearse (1999–2001) to record at least seven sacks in consecutive seasons. Orakpo had seven a year ago in his first season with the team.

Orakpo has at last one sack in five consecutive games, marking the eighth time in franchise history a player accomplished the feat and the first time since Kearse had six consecutive games with a sack in 2003.

Orakpo said he’s happy with the start. But he’s more concerned with the big picture, and finishing what he started. The same goes for the team, he said.

“I want to excel in everything I do,” Orakpo said. “Yeah, it’s definitely a fast start, and I attribute that to a lot of hard work I put in in the offseason and just playing my game. “But it is still early, so you can’t get too high. It’s great, but I just want to win, regardless of if I have zero sacks, three sacks. But it’s good because it helps the team.”

The Titans have won two straight games heading into Sunday’s game against the Colts.

Coaches and teammates say Orakpo has been a difference-maker on and off the field. Orakpo is leading the way on a defense that’s produced 12 sacks in the last two games and 18 on the season.

“He’s doing the same thing that he always does,” Titans defensive coordinator Dick LeBeau said of Orakpo. “He just plays hard every down. He makes plays. He’s a great leader in the game, he’s a great leader on the sideline, he’s a great leader in the locker room. He’s just a plus. He’s a coach’s dream. He does the same thing every year. He doesn’t know any other way to do it.”

Titans cornerback Jason McCourty was among those who met with Orakpo while he was considering signing with the team last year in free agency.

Orakpo recorded 40 sacks in his first six NFL seasons while with the Washington Redskins.

“I know for this organization, what we needed was a guy who was a really good player, and an even better guy off the field,” McCourty said of Orakpo. “He’s a guy that you want your young guys to come in and follow. He’s a guy that comes in the facility early, and he leaves late. He works his butt off. Those are the things we needed. He’s not only a great player and a pass rusher, but he’s also a guy that can lead. He brought that in here, a voice that people will listen to and follow.”

Teammate Wesley Woodyard agreed that Orakpo has been a tone-setter on a team looking for solid leadership.

“He is just a great player to be around,” Woodyard said of Orakpo. “Players on the team gravitate to his actions and his words. The one thing about him is he comes to work every day to get better, and as an eight-year vet, that can get challenging sometimes. But he is here every day working hard, and he pulls up the guys around with him.

“He is a guy who steps on the field every week and he challenges other players to be better. Now, he can be a character outside of football, but I think that is something that’s good for his personality, too. When he steps on that field he is all business, but when he is off the field he is a very reachable and approachable guy to the guys in the locker room.”

Orakpo said he developed his work ethic by watching his parents, who are immigrants from Nigeria. His friends called him “old man” when he was younger because he acted so mature for his age.

His dad, Arthur, and mother, Gloria, raised him in Houston, where he played his high school football.

BRIAN ORAKPO

Orakpo went to college at Texas, where he became a star, and put himself in a position to be a first-round pick (13th overall) by the Redskins in the 2009 NFL Draft.

Orakpo said he wants to keep the momentum going in 2016.

And when his career is over, he wants to be considered one of the best linebackers ever coached by LeBeau.

Along the way, he plans to keep having fun, and influencing those around him.

“It was a huge honor for me to be voted captain,” Orakpo said. “It is an extraordinary feeling to be in the position I am in, where guys depend on you to lead them to success. I want to do everything I can to be a role model and help my younger teammates, and my team. That’s very important to me.”

###

NEW TITANS LB NATE PALMER ADJUSTING TO NEW TEAM

**BY JIM WYATT
TITANS ONLINE
MAY 20, 2016**

NASHVILLE, Tenn. – Despite playing on an NFC team roughly 700 miles away from Nashville, linebacker Nate Palmer always kept his eye on the Titans, thanks to a good friend on the team.

In fact, when Palmer had an open Sunday after playing a Thursday night game last season while with the Green Bay Packers, he traveled to Nashville to see the Titans play.

It was December 6, the day the Titans beat the Jaguars, 42-39. Quarterback Marcus Mariota put on a show that day, throwing three touchdown passes while also running for another, from 87 yards out.

“It was a heck of a game, and a heck of a run,” Palmer said. “I didn’t realize (Mariota) was that fast. I remember it well. The fans were fired up that day.”

At the start of this offseason, the Titans remained on Palmer’s radar because of Justin Staples, a linebacker and special teams performer with the team over the past two seasons. Palmer and Staples played college ball together at Illinois, and have remained close. Palmer finished his collegiate career at Illinois State.

Last month, things changed dramatically for Palmer, and his NFL career. He was released by the Packers, and claimed by the Titans the next day. Palmer started 10 games last season for the Packers, and he appeared in all 16 contests, finishing with 68 tackles and a sack.

“Earlier this offseason, on the outside looking in, I would tell Justin, ‘Man, I like what your GM is doing there with some of these moves.’ I said, ‘He’s giving you guys some key pieces to compete,’”

Palmer said. “I told Justin, ‘You guys may have a shot to win the AFC South.’ It was all, ‘y’all, y’all, y’all.’ And then out of nowhere it goes from y’all to ‘we.’ It’s funny because we were talking the day I got claimed and he said, ‘It ain’t know y’all any more. It’s we now.’

Palmer joined the Titans on April 11.

He’s taking part in the team’s offseason program, and competing at the inside linebacker spot. Palmer has played both inside and outside linebacker during his NFL career.

A sixth-round pick out of Illinois State in 2013, Palmer (6-2, 248) missed the entire 2014 season while rehabbing an MCL injury he suffered in the preseason. He played in eight games, with two starts, in 2013.

Earlier this offseason, the Titans also added former Steelers linebacker Sean Spence and former Chargers linebacker Curtis Grant. Staples is also in the competition inside, where Wesley Woodyard and Avery Williamson return.

Palmer said he’s ready to compete.

He’s well aware he’s a Titan now.

“(Getting released by the Packers) was a true whirlwind of emotions,” Palmer said. “I really enjoyed my time there, and the friendships I developed there. This is my first time (adapting to a new team), but it’s the nature of the game. You have to be able to move on and use it to help fuel you.

“There’s a reason why (the Titans) claimed me, and I don’t want to disappoint. I really feel like the Titans are one of those up-and-coming teams, and the fans get involved. I feel like they are pretty excited about the upcoming season, especially with the offseason acquisitions. So I feel like it will be fun all around.”

###

**DIRECTSNAPS: CODY
RIGGS PROVING DRAFT
STATUS IS IRRELEVANT**

**BY CODY RIGGS
TITANS ONLINE
SEPTEMBER 1, 2016**

DirectSnaps is a story series contributed by Tennessee Titans players sharing their perspectives, both on and off the field, with fans. This week's entry comes from CB Cody Riggs.

As told by Titans CB Cody Riggs

Going undrafted was the best thing that ever happened to me.

Of course, I didn't think that at the time. That was a low point. When they finally announced Mr. Irrelevant, who happened to be a college teammate, I was upset. I was happy for him, but at the same time, I was like man, I really didn't get drafted. This is just crazy.

Less than a year earlier, things looked a lot different. In the first half of my final college season, I had a lot of agents calling me. I had an agent meeting almost every night of the week my last year at Notre Dame. And then I broke my foot and my phone stopped ringing. I never heard from anybody. It was weird. It was like everybody just disappeared.

Thankfully, I had people in my life long before that who taught me how to be prepared for setbacks.

I was raised by my mom and step dad, and they made me work hard in everything. If I didn't do it right, I had to do it over. My uncle, who is actually my agent now, is kind of what I've always wanted to be. He was a wide receiver at Notre Dame. When his NFL career didn't work out, he went back to get his law degree, and then he went to Yale to get his MBA. Now he's an agent in New York.

Looking at him, I saw that success is not just defined by football.

That's why, after earning my undergrad degree at Florida, I decided to transfer to Notre Dame to finish out my college career and earn my master's. I wanted to be set for life. But it wasn't easy. I was taking seven classes during my senior season and seven more during the spring when I was training for the draft. This was my schedule:

-Class at Notre Dame Monday through Thursday.

-Thursday after class, which ended at noon, drive to Chicago for training.

-Thursday night workout in Chicago.

-Two-a-days Friday, Saturday, Sunday.

-Work out at 6 am Monday and drive back to Notre Dame for class.

-Start it all over again.

So to not hear my name called in the draft at the end of that, it was rough. But now, I honestly think that going undrafted was the best thing that ever could have happened because it made me focus that much more on football. It humbled me and it made me work harder. It made me focus on little things like being organized and taking care of my business, first and foremost. I can't imagine if I had a \$2 million signing bonus what I would have been doing. When I signed with the Titans, all I worried about was what I needed to do to make the team and I came in the building every day with a good attitude.

That's why I became the first undrafted rookie cornerback in the Titans era to make the starting-day 53-man roster. Maybe some people were surprised, but I wasn't. I didn't come in here thinking what are the odds? I came in with the expectation that I'd make the team and I'd play, which I did. I proved that I was here to play.

secondary. I'm competing for a roster spot with a lot more people. But it's fun. All I can do focus on myself and how I can get better. I ask myself every day were you better today than you were yesterday? That's all I can do and all I can control.

If I could write the script, I'd make the team, start all 16 games and we would go to the Super Bowl. That's always how you'd want it, right? That would be my script, but sometimes your script isn't always what happens. I don't know if everything will fall into place like that. All I know is that I have a high hill to climb to get to where I want to be, and I'm going to keep on climbing it.

###

**O-LINEMAN BRIAN
SCHWENKE WORKING ON
HIS GAME IN OTAS**

**BY JIM WYATT
TITANS ONLINE
JUNE 3, 2016**

NASHVILLE, Tenn. – Brian Schwenke doesn't have to look far to find competition on the field, and in the Titans locker room.

Only Schwenke, who's headed into his fourth NFL season, doesn't view things that way.

He's good friends with new Titans offensive lineman Ben Jones, who is expected to start at center this fall after playing previously with the Texans. Schwenke started the past two seasons as the team's starting center, but injuries cut those seasons short.

"Ben is awesome," Schwenke said Jones. "We have a good group. It is not about competing in my mind. It's about getting on the field and playing the best football you can play, no matter the position. It is just about going out there and being the best "you" you can be. That's something I can control, and I'm going to work as hard as I can to be the best player I can be."

Schwenke, who has started 25 games at center over the past three seasons, continues to recover from an injury. The popular offensive lineman dislocated his left ankle in the team's loss to the Dolphins last October. He was taken off the field on a cart, his lower leg in an air cast, after being tended to by medical personnel on the field at Nissan Stadium. Then came surgery.

Schwenke's been practicing in OTAs, although Jones has been with the first unit.

"First, I have to get back to 100 percent," Schwenke said. "I am pretty much there, but I don't know if I could play in a full game right now. If we had a game tomorrow, it would be a rough game for me, quantity-wise, the number of plays.

"But it feels pretty good, and I'm getting closer. It doesn't feel like it did before I hurt it. It gets sore after a couple of days, but that's a part of the process."

A fourth-round draft pick by the Titans in the 2013 draft, Schwenke's 2014 season was cut short because of a knee injury.

Schwenke said he's been working this offseason at both center and guard, a position he played in college at California. He said he likes the attitude of the team's offensive line, which includes another newcomer in rookie tackle Jack Conklin.

"I played three years of guard at college," Schwenke said. "I don't want to say you lose it after not doing it, but it takes time learning the nuances of the position. But it's a lot of fun. I enjoy the game.

"It is a good group we have (at offensive line). We are all meshing well. Sometimes you have a situation where guys don't mesh as well as they should and guys butt heads, but I don't think there is any of that going on. We are all working hard and trying to make each other better."

###

**DA'NORRIS SEARCY
WANTS TO BE A "GAME-
CHANGER" IN 2016**

**BY JIM WYATT
TITANS ONLINE
JANUARY 13, 2016**

NASHVILLE, Tenn. – Da'Norris Searcy made that highlight-reel play every defender loves to make, but he had to wait for it -- all the way until the season-finale, in fact.

That's when the Titans safety recorded his first interception with the team, picking off a pass against the Colts. It set up a touchdown.

"I was due, huh?," Searcy said with a smile afterward.

After playing his first four seasons with the Bills, the Titans signed Searcy to a four-year deal in March. He started at safety alongside veteran Michael Griffin, playing in 15 of 16 games. Searcy didn't have as many "splash" plays as he would've liked in 2015, but coaches were pleased with his performance.

Titans defensive coordinator Ray Horton praised Searcy for his unselfishness.

"He did exactly what we asked," Horton said of Searcy. "He patrolled, and really, he put his ego to the side and said "OK, I'll do what you guys ask me to do. He didn't freelance and go where he wanted to. Stats are important, but sometimes you have to do the dirty work and make sure you're where you're supposed to do to protect the defense. And the defense got better."

"I am not disappointed with what he did at all. He has range, he has fantastic hands, and he is smart. And I expect him to have a better year next year because he learned our defense."

Searcy finished the season with 54 tackles, a half-sack, four passes defended, and the interception of Colts quarterback Josh Freeman.

Searcy had three interceptions in his final season with the Bills, in 2014, and now has six in his five-year NFL career.

"They knew when they brought me in I was an aggressive type safety, and they knew I was smart, and could read formations and different routes. But I had to sacrifice jumping routes to protect guys in the defense," Searcy said. "You could say I sacrificed a lot for the good of the defense, and we (finished) in the top 10 in pass defense (7th).

"Sure, I want to make more flash plays. I want to be a game-changer on the defensive side of the ball. You have a lot of game-changers on offense, and I want to be mentioned in the same company as the other elite safeties. What separates those guys from everybody else is the ability to make game-changing plays, so I would love the opportunities to do that. But anything coaches needed me to do I was willing to do for the sake of the defense."

With a year under his belt with the Titans, Searcy isn't sure exactly what's in store around him.

Griffin has a year left on his contract, but his status is uncertain because of a hefty salary for 2016. Griffin talked about that uncertainty on numerous occasions at the end of the year. Right now, the Titans are also in the middle of interviews for the head coaching job.

Searcy has already set his goals for 2016, however.

"The two Ps -- playoffs and Pro Bowl," Searcy said. "That's what you want every year, but there's a lot more emphasis on it this coming season. This past season it was about coming to a new environment, and I was the new guy coming in. I didn't want to step on any toes, I wanted to come in and help."

"I definitely want to be more of a game-changer next season for this defense."

TAJAE SHARPE

TITANS ROOKIE TAJAE SHARPE RELISHES NFL LESSONS AT 36,000 FEET FROM 'BIG BROTHER' ANDRE JOHNSON

**BY PAUL KUHARSKY
ESPN.COM
OCTOBER 15, 2016**

NASHVILLE, Tenn. -- For preseason road trips to Oakland and Miami, 14-year veteran receiver Andre Johnson found a perk on the plane: A row to himself.

A window guy, he set himself up and no one bothered him.

But when the Tennessee Titans boarded their flight to Detroit on Sept. 17, that changed.

"Tajae Sharpe walks by and asks if anybody is sitting there," Johnson said. "And I don't know if he knew what response he would get. I was like, 'Yeah man, you can go ahead and sit down.' He's been sitting there ever since."

Sharpe, 21, and Johnson, 35, talk about all kind of things on a Titans flight. with a heavy splash of football. They also nap.

"He asks about certain situations and stuff like that," Johnson said. "Sometimes he asks about old games I played in. It's fun to sit there and talk about stuff like that, to have a young guy pick your brain."

"That's my boy," Sharpe said. "That's like my big brother. I didn't know he usually sat on the plane alone. We sit next to each other on the plane every week, talk about the game, go over our receiver test and things like that."

A lot of young players on a lot of NFL plane trips would steer clear of a guy with a Hall of Fame resume who was in a comfortable situation.

"I think most guys or rookies probably wouldn't ask," Johnson said. "Probably because you don't know what response you'll get. Some guys can be kind of harsh on

rookies. But he's never shied away from that.

"He's actually a funny guy, likes to crack jokes a lot, keeps the group laughing. At the same time he's always asked questions, and that's the one thing I've always liked about him."

Johnson likes telling stories and dispensing football knowledge, and knows the league is filled with a lot of young players who don't have a sense of history or a desire to call on a veteran resource.

Sharpe impressed everyone around him after arriving as a fifth-round pick out of UMass.

In organized team activities, he quickly moved into the starting X spot. In the preseason he was quarterback Marcus Mariota's favorite receiver. In the season opener against Minnesota, he was targeted a game-high 11 times and caught seven passes for 76 yards.

Things have now slowed down, in part because Sharpe has sped up, rushing some things as defenses adjust to him.

Still, on a team where a tight end (Delanie Walker) and a running back (DeMarco Murray) rank as the most reliable targets, Sharpe is the team's second-leading pass-catcher with 18 catches for 189 yards.

"You're going to go through that," Johnson said of two games with just five catches for Sharpe. "That's not something I would say he needs to panic about. He's learning. You want to always go out and do things right, and you see that with him."

"That's the thing I like so much about him. He's never satisfied with what's going on. He does something wrong, he gets upset. You can see it, you can tell he's unhappy with what he's done. That's a great thing for him to have."

When Johnson was a Houston rookie in 2003, there was no veteran receiver on the Texans for him to sit next to.

"That was something I wish I had," Johnson said. "I had to go to guys at different positions to kind of learn things, I was more talking to (cornerback) Aaron Glenn and (linebacker) Jamie Sharper."

Later in his career he sat next to fellow receiver Kevin Walter during their time together on the Texans.

In Nashville, Sharpe has handled himself just as the new Titans regime likes. He's a football-first guy.

After practice he catches additional passes thrown by a Jugs machine. Thursday after his regular routine, he stood as close as possible to it, catching passes right as they came off the spinning rubber circles that throw the ball.

He catches 50 from each side, and if he drops one he re-starts, though he said if he drops one it's usually the first one as he times up the routine. The work certainly helps strengthen his hands, and if he can react that quickly to a ball, he should be at an advantage when he has more time before a pass gets to him.

He certainly rates Johnson as a bigger resource than the machine.

"He's been a great teammate and he's an even better person," Sharpe said. "As a young receiver, just to have his presence, with the things that he's done in this league, it's just means a lot to me that I have a guy like him."

###

**EAGER ROOKIE WR
TAJAE SHARPE BROUGHT
HIS OWN FOOTBALL**

**BY JIM WYATT
TITANS ONLINE
MAY 17, 2016**

NASHVILLE, Tenn. – When Titans rookie receiver Tajae Sharpe showed up for his first day on the job last week, he brought his own football with him.

Sharpe carried the pigskin across the parking lot and into the front door at Saint Thomas Sports Park. From there, he went to the locker room.

Talk about coming prepared.

Turns out it was just another day for Sharpe, an enthusiastic fifth-round draft pick out of Massachusetts who plans to make a name for himself in the NFL.

“I am a man that plays football so I want to always have it in my hand,” Sharpe explained. “I just like to hold the football. I usually go to sleep with my football. This is my job and this is my dream. I love it, and I’m going to carry it around as much as I can, just because.”

Sharpe was impressive during the team’s open rookie mini-camp practice on Friday, catching roughly a half-dozen passes in competitive drills. Earlier in the week, a video produced by Titans Online the day the rookies reported for the start of the offseason program showed Sharpe clutching a football as he walked in. It left some fans fired up.

Sharpe didn’t think much of it. He said he’s been carrying a football just about everywhere he goes since he first started playing the game. He remembers doing so in high school.

The Titans, of course, have hundreds of footballs inside the walls at STSP. Sharpe might be the first Titan to ever to bring his own football to work.

“Nobody said anything to me about it (here), but that’s something I

usually always do,” he said with a smile. “As a receiver you are going to have the ball in your hands most of the time so you have to get used to the football. I just like to carry it.”

Occasionally, Sharpe took a football to classes. When he traveled to Nashville, he put the football in a bag when he strolled through the airport. Friends and teammates seem to like it based on the impromptu games of catch that always seem to break out.

“The strangest place I’ve taken it?,” Sharpe said, repeating a question. “I’ve taken it in the bathroom. ... I’ve taken it a lot of places.

“No, I’ve never taken it on a date or anything like that.”

The Titans like Sharpe’s attitude, and his potential.

In 2015, he led the nation with 111 catches. Sharpe (6-2, 194) turned the catches into 1,319 receiving yards and five touchdowns last season. In four seasons at Massachusetts, he caught 277 passes for 3,386 yards and 16 touchdowns.

The Titans selected Sharpe with the 140th pick in the fifth round of the NFL Draft.

Now, he’s hoping to make a name for himself in the NFL by being consistent.

“We have to earn everyone’s respect,” he said of the rookie class. “Respect is earned and not given. If a veteran speaks to you, that’s great. But you don’t want to be all loud ... You want to show the guys you are about winning.

“I am just going to come in here and work hard and study hard and do my best to prove I can play at this level.”

This much is certain: Sharpe is thankful for the opportunity.

If the sight of him carrying the football across the parking wasn’t

convincing enough, just look behind his left ear. There, you’ll find the word “Blessed.”

Sharpe got the tattoo just a few days ago.

“It describes me,” Sharpe said. “I truly am blessed, having my dreams come true when I got drafted by the Titans. It is something I can’t even put into words. So it is something I want to be able to express and can look at every single day and remind myself how truly blessed I am.

“A lot of people wish they were in my position so I don’t want to take anything for granted. I plan to give this organization 110 percent every single day.”

###

**CB LESHAWN SIMS WANTS
TO BRING PHYSICAL
PLAY TO NFL**

**BY JIM WYATT
TITANS ONLINE
MAY 1, 2016**

“Of course it’s going to be a learning curve just like with anything else,” Sims said. “I’m just ready to come in and learn as much as I can and try to contribute to a team any way I can.”

###

NASHVILLE, Tenn. — LeShaun Sims earned a reputation in college for being a tough, physical football player.

The Titans believe that will carry over in the National Football League.

On Saturday, the Titans selected the Southern Utah cornerback with the 157th pick in the fifth round.

The team moved up to get him, giving up pick 176 (sixth round) and a 6th-round pick in 2017 for the 157th pick (Sims) and a seventh round pick (253) this year.

“I’m just happy to get the opportunity to play for the Titans,” Sims said on Saturday. “I am happy with how today went.”

Sims (6-0, 203) racked up 220 tackles in four seasons at Southern Utah, where he was a four-year starter for the Thunderbirds. He was a no-star recruit out of high school while playing receiver and free safety. After redshirting as a freshman, he intercepted three passes in his first college season.

Sims worked out for Titans defensive backs coach DeShea Townsend in March, and met with team officials at the NFL Combine.

Sims started 12 games as a senior in 2015, when he also has 12 passes defensed and two interceptions while earning first team All-Big Sky honors.

NFL.com projects Sims as a press corner in the NFL, describing him as a "constant annoyance to receivers getting into their framework with jabs from press and then crowding them throughout their route."

**UNDRAFTED GUARD
FEELS HE'S NOT
FINISHED STARTING**

**BY DAVID BOCLAIR
NASHVILLE POST
AUGUST 5, 2016**

Quinton Spain didn't have the reputation he thought.

When the time came, he didn't have much of a plan either.

Some players who don't get drafted study NFL rosters and consult with their agents at length to try and determine where they might get the best opportunity. Ignored by pretty much every other franchise despite the fact that he was a two-time All-Big 12 player at West Virginia, Spain, a 6-foot-4, 330-pound guard, went where he felt wanted.

"It wasn't planned like that but I felt Tennessee was the place to be because coming out of college," he said. "I didn't go to the combine, I didn't have the Senior Bowl and Tennessee still gave me a private visit. So I felt like they were interested. After the draft, I didn't hear my name called [but] Tennessee called and I just went and signed."

He couldn't have picked a better spot if he tried.

Spain not only made the active roster out of training camp, he remained on it throughout the entire season and by late November he was the starter at left guard. When training camp opened last week, he was still in that spot.

"My mindset from the start (of the offseason) was, 'It's my job to lose,'" he said. "I just have to keep competing and better the team. Whatever happens, happens."

He is the exception on a starting line that otherwise consists of high-profile, highly coveted players. Left tackle Taylor Lewan, right guard Chance Warmack and right tackle Jack Conklin all were first-round picks. Center Ben Jones signed a

high-priced free agent deal during the offseason.

And there are times when Spain looks out of place.

"He's been a little bit hot-and-cold," coach Mike Mularkey said Thursday. "More hot than cold, but when he's had his mistakes, they've been pretty significant. I mean, they stand out. ... He was an undrafted free agent last year (and) he's held his own, but the more he gets, the better he's going to get as well. He's still in a competition at that left guard position."

It's certainly a step up from a year ago when he was in competition just to get a place on the roster. Not that Spain cares either way.

"It felt great to be able to come in here and compete for a spot," he said. "Now I'm up there but I still have to compete for the whole camp. So we'll see what happens."

###

**TITANS ADD
LINEBACKER WHO
OVERCAME
DEVASTATING KNEE
INJURY**

**BY DAVID BOCLAIR
NASHVILLE POST
MARCH 17, 2016**

Every step in Sean Spence's career at this point is a bonus.

The latest was to sign a free agent contract with the Tennessee Titans, which is a notable one for a player whose career once looked as if it was over before it started.

The Titans announced the deal with the 27-year-old inside linebacker Wednesday. According to ProFootballTalk.com, it is a one-year pact worth \$2.5 million.

A third-round pick by Pittsburgh in the 2012 draft, he did not play a down his first two years in the league because of a devastating knee injury sustained during the Steelers' 2012 preseason finale. He required reconstructive surgery on all three ligaments in the knee, which also sustained nerve damage.

He spent that season on injured reserve and all of 2013 on the reserve – physically unable to perform list. Pittsburgh personnel at the time said it would be a miracle if he played again.

Spence told the Pittsburgh Post-Gazette prior to the 2013 season, "I know I'm going to beat the odds."

He appeared in all 16 games (nine starts) in 2014 and 15 games (four starts) last fall, when he had 34 tackles, one sack and two special teams tackles. The Steelers named him their 2014 Ed Block Courage Award recipient.

"I think my faith and courage was tested ... with what I was going through and being away from football for two seasons," Spence said at that time. "It showed patience and continuing to work no

matter what others thought the outlook was like."

Spence is the second free agent addition to the defense this offseason (the first was cornerback Brice McCain). Both played for defensive coordinator Dick LeBeau at Pittsburgh.

###

SAFETY DAIMION STAFFORD EMERGING FOR TITANS

**BY JIM WYATT
TITANS ONLINE
SEPTEMBER 29, 2016**

NASHVILLE, Tenn. – Titans safety Daimion Stafford is down 20 pounds from last season, and if you ask him about it, you might get a little bit too much information.

“I got out of the shower one day and looked in the mirror,” Stafford said with a smile. “I was like, ‘Boy, you’re little too big. You better lose some of that if you want to fly around and play in space.’”

It was classic Stafford. He delivered the truth with humor, and it worked.

These days, a lighter, more confident Stafford is coming up big for the Titans.

A seventh-round pick by the Titans in the 2013 NFL Draft, Stafford plays a big role in the Tennessee secondary on Sundays. His role is expected to increase on Sunday in Houston with Da’Norris Searcy sidelined with an ankle injury.

Stafford’s coaches and teammates say he’s more ready than he’s ever been. Prior to the start of the season, Stafford was voted a team captain by his teammates.

“He has really had a good year, a really a good year,” coach Mike Mularkey said of Stafford, who has 10 tackles, a tackle for loss and a pass defended in the first three weeks. “He is playing good football. And to be voted captain, it shows you teammates recognize he is doing things the right way.

“I just think he is all business now. I think early on he was happy being in the NFL, at least that was his body language. But when he comes out here now, it is all about working and getting better. He still has fun, there is no doubt he is having fun. But it is a different kind of fun the way he approaches things.”

DAIMION STAFFORD

Titans defensive coordinator Dick LeBeau also raved about Stafford recently, praising his work ethic, and his play. LeBeau said Stafford made a lot of big plays in the team’s Week 2 win in Detroit.

“I can think of a lot of game-deciding plays that he made,” LeBeau said of Stafford. “Coverage in the end zone, a big tackle. ... He just made a lot of key plays. He just played outstanding in that game.”

Stafford cut his weight from roughly 235 pounds last year to around 215 this season. He feels faster on the field, and better off it.

Now in his fourth NFL season, Stafford said he feels more comfortable in the defense than at any time in his career. Stafford said he learned from veterans like Bernard Pollard, George Wilson and Michael Griffin earlier in his career, and now he’s taking advantage of the veterans around him like Rashad Johnson, Jason McCourty and Searcy.

But he admits he also got more serious, and put in more time for himself.

“I had bad eyes, not looking in right places, not knowing the right checks to put the team in,” Stafford said of his early days in the league. “Now I pride myself in doing that right.

“And I feel like I am getting older and the game is slowing down for me. Things are slowing down and when I study the game I am able to put myself in a better position.”

Don’t let the serious talk fool you, though. Stafford admits he’s a jokester, and he considers it his role to keep things light around the team by cracking jokes. He’s proven he’s not afraid to make a wise crack when Mularkey walks in the room for a serious team meeting.

“I just try and relax things,” Stafford said.

He’s gone above and beyond there, McCourty said.

“He is a clown, there is no better way to explain it,” McCourty said of Stafford. “In Year 4, there is nothing he does that surprises me.

“But you need different personalities on a team. For our group, he’s a guy who can be a comedian, but he’s also a tough guy. He is not afraid, and he’s not going to back down from anybody, and will hit anybody in the mouth. But he’ll also make you laugh at any given point.

“In all seriousness, it speaks volumes this year that he was voted captain. And I think when you have new responsibilities, he’s the type of guy that steps up to the plate and accepts those roles. For him, he has not only been a captain on special teams, but he has contributed a lot more on defense this year. He has continued to improve himself as a player and a person.”

Stafford, who has played in 50 games since 2013, with two starts, said he’s ready to do even more moving forward.

After playing 37 of the team’s 65 snaps against the Raiders, he’s expected to be on the field even more against the Texans.

He’ll do it with a smile on his face, even though he’s dead serious. Sometimes.

“Coming in as a seventh-round draft pick, I knew I didn’t have much room to spare – you better do things right,” Stafford said. “And you never want to let your brothers down. Just like I lean on guys to get sacks – I’ll tell guys to go get me one. I want them to be able to lean on me and trust me the same way.

“But I’m going to have fun, always. I try to make everything fun.”

###

**DIRECTSNAPS: PHILLIP
SUPERNAW'S UNDRAFTED
ATTITUDE PAYING
DIVIDENDS**

**BY PHILLIP SUPERNAW
TITANS ONLINE
OCTOBER 2, 2016**

DirectSnaps is a story series contributed by Tennessee Titans players sharing their perspectives, both on and off the field, with fans. This week's entry comes from TE Phillip Supernaw.

Two grand.

That was my signing bonus when I entered the NFL in 2012. After taxes, it came out to \$1,300. I still have that check. One day I may even get it framed.

Undrafted was more than a label for me coming out of the well-known football powerhouse of Ouachita Baptist. It's part of my identity, the core of what motivates me.

I grew up in Katy, Texas, about 25 miles from Houston. I played quarterback in high school, but I wasn't recruited by colleges. I didn't have a single Division I offer. When signing day came, Ouchita Baptist was the only place that said I could come play, so I did.

Fast forward four years, I didn't get a Combine invite. I also didn't get drafted, but the Texans gave me a chance as a college free agent. That's where the big signing bonus came in. I'll never forget that. In that moment I was like, "Holy cow, they're actually going to pay me to give me a chance. This is awesome." You know, all these guys are signing for millions of dollars, and I never even thought about it. I never asked about any other player's signing bonus. I just couldn't get over how awesome it was.

Another thing I'll never forget: getting to know Andre Johnson.

It was 2012, and we were both with the Texans. I was an undrafted rookie free agent and Andre was...

well, Andre. I mean, he's like the godfather, right?

The Texans drafted him when I was in junior high, so I grew up watching him play. He had no idea what my name was. But I always had this really awesome jersey from when he played at Miami. The orange one... you know, real authentic. I had that thing in my locker for three weeks, and then one day I finally was like, "OK, I'm doing it."

I walked over to his locker with his No. 5 University of Miami jersey. I had it in a box, folded perfectly, pen ready to go. I was like, "Andre, do you think you can sign this for me, man?" When he signed it, he said, "Where did you get that jersey? It's sweet." That jersey is framed and has even more meaning now that we're teammates again in Tennessee.

I don't have a pride issue telling you that story. You'll hear guys in NFL locker rooms say things like, "I'm never going to get a jersey signed by another grown man." To that, I say big deal. When you've bounced around the league like I have, I think it's a cool opportunity. It's a reminder of where you've been and who you've played with along the way.

I was on four teams in my first three years. I was with Houston for two years, and I wasn't even really on a team my second year. I actually got cut before training camp on an injury settlement, and I was out of football until Week 15. I was just floating around, hunting and stuff. I wasn't even in the NFL. Then Week 15, the Texans picked me back up and I played the final two games. Then I went to Baltimore for a year. In that year—2014—I went to Kansas City for three weeks and then back to Baltimore. It was a lot of bouncing around, not really getting settled anywhere. And no, it never gets easier getting cut and starting over again.

From an early stage of being in the NFL, I just kind of took on that challenge of being undrafted. I never really thought about whether I

was going to make the team or not because that will drive you crazy. I always had the same outlook. You just control what you can. I think all of it helped me—going to that really small school, being undrafted. It made me take nothing for granted, even the little stuff. It taught me to be a hard worker because nothing is guaranteed and nothing is given. This can all be taken away in an instant. I'll never take a play off because I can't ever forget how far I've come to get here.

I believe that's why I'm a Titan now. I found my niche here. With Mike Mularkey taking over and Jon Robinson coming in, it fit perfectly to the kind of player I am—tough, physical, nonstop, finishing, never quitting. This is a weird business and can get political, but here it's basically if you want to be a tough guy who will never quit and give it your all, you have a chance to play. That's why I consider this my home now. They really gave me a chance to contribute here, and I had prepared for it. It was the opportunity I was waiting on forever, and I don't ever want to squander that.

That undrafted attitude that got me here is kind of like the attitude this team has. That's the cool thing. We're pretty young, with the exception of some of those great vets we need, and we don't care at all what anybody thinks or is saying. We know how hard we work. We know how well we're capable of playing. I've been on teams that struggled before, but this team is different. We know we have so much in store for the future. The losses hurt, but at the end of the day, we have 13 left, and we're not even clicking on all cylinders yet. Everyone is just fired up for how good we can be.

It's sort of like that signing bonus check.

My \$2,000 might not have been much to everybody else, but to me, it was an opportunity. I wouldn't change anything because it all ended up getting me here. Hopefully, there's a lot more to come.

**ROOKIE LINEMAN
SEBASTIAN TRETOLA
ADJUSTING TO NFL'S
GAME**

**BY JIM WYATT
TITANS ONLINE
JUNE 22, 2016**

NASHVILLE, Tenn. – Comparing Titans guard Sebastian Tretola to a bull in a china shop would be an insult to all those who play around him.

The NFL doesn't have any dainty, porcelain-like objects on the field.

It is accurate, however, to say the Titans are trying to reign Tretola in during his first few months on the job.

"He has to watch his aggression," Titans coach Mike Mularkey said of Tretola. "He is too overly aggressive trying to get thick into guys and he can't do that. He has to use his hands a little better than he's been using them.

"It's a good problem. I'd rather pull him back than beg him to do it. I saw some (improvement) but he has some room to grow."

The 6-foot-4, 318-pound Tretola doesn't deny it.

"Don't move so fast," he said, critiquing himself. "Obviously when you get to this level, the d-linemen and the linebackers you play are so good with their hands, and they are good at reading plays. So if they see a play going one way they are going to ride it, if (there's) a cutback, they're going to make a play to get back on the ball carrier. So with that you have to gradually come up, you can't go all-in and try and smack them. So that is one of the things I have to work on.

"Through the whole draft process, (my aggressiveness) was my biggest plus. I am extremely, extremely physical. So obviously that is what you want. It is a good problem to have to try and be less physical, so I

am going to work on it and get better every day."

The Titans still haven't decided on who will play left guard on the team's five-man offensive line, opposite right guard Chance Warmack.

Quinton Spain worked with the starters at the position during OTAs and minicamp, and right now Mularkey said he's the front-runner. But players like Tretola and second-year pro Jeremiah Poutasi are also in the mix. Brian Schwenke has also worked some at guard this offseason, and Josue Matias is also in the mix.

Tretola said he's learning, and hopes to be a contender.

"Obviously there is competition, and I want to be a starter for this team and be a great player for this team, but at the same time I have to learn. I have to sit back and take the baby steps and learn and let it come as it may," he said.

"I expected it to be fast (in the NFL), and I expected it to be powerful. Efficiency, I wasn't expecting that to be the key factor that stood out. I feel like that is the biggest difference between college and the NFL is how efficient everybody is. Everybody knows what they are doing every single time and they know where they are supposed to be. So with that, you have to be just as efficient, if not more to get your job done."

The Titans selected Tretola in the sixth round (193rd overall) of the NFL Draft. Tretola started all 13 games at left guard last season and 24 straight contests to close his career at Arkansas. He allowed one sack on the season to help Arkansas lead the SEC in fewest sacks allowed for the third straight season. He earned an 80 percent offensive grade in 10 of 13 games, according to Arkansas.

Tretola said he's seen improvement since walking in the door in early May, after the draft.

He's already looking forward to the end of July, when training camp begins – and the pads come on.

"It is starting to slow down, and things are starting to make sense," he said. "I am starting to see things in a different light, see it in a different way and reacting better. I definitely feel I am getting better in time.

"I am definitely looking forward to putting the pads on. You can't really play o-line without pads on. Without being able to judge, getting hit every play or hitting a guy every play. Hitting him is different, moving him is different, everything is different. Once we get these pads we're definitely going to get the ball rolling here."

###

DELANIE WALKER

**DELANIE WALKER
EMERGES AS TITANS'
BEST DEEP THREAT**

**BY JOHN GLENNON
THE TENNESSEAN
OCTOBER 13, 2016**

PAGE: 3C

Titans tight end Delanie Walker may not be catching quite as many passes as he did during his Pro Bowl season of 2015, but he's certainly making his receptions count.

In the four games he's played — one fewer than most of his teammates — Walker has already hauled in six receptions of more than 20 yards, which is just one fewer than all the Titans wide receivers combined.

He caught 13 passes of more than 20 yards all of last season.

"He poses a tough matchup for anybody," Titans quarterback Marcus Mariota said. "He's faster than most linebackers. He's physical enough to create separation at safeties. So I think week in and week out, he's a tough matchup for people."

Walker's six catches of more than 20 yards rank second among NFL tight ends, behind only the Panthers' Greg Olsen (eight).

His average of 14.1 yards per catch tops all the Titans wide receivers and ranks fifth among NFL tight ends, behind San Diego's Hunter Henry (17.5), Seattle's Jimmy Graham (16.6), Olsen (15.6) and New England's Martellus Bennett (15.0).

It's well-known that the 6-foot-2, 248-pound Walker is one of the fastest tight ends in the league, but he and his coach think there's more to his ability to create big-chunk plays than just speed.

"He's got a good knack of what's going to happen before the ball is even snapped — by watching safeties, rotations, watching the coverages," Titans coach Mike

Mularkey said. "If it's man (coverage), he doesn't think they can cover him, and most of the time they can't."

Walker's average per catch is up by 2.5 yards over last season.

"I don't know if it's speed — I don't think I'm that fast," Walker said of the big plays. "I think it's the way I read the coverage maybe, seeing the whole (field), and me and Marcus being on the same page."

###

**DELANIE WALKER
MOTIVATED FOR MORE
SUCCESS IN 2016**

**BY JIM WYATT
TITANS ONLINE
APRIL 20, 2016**

NASHVILLE, Tenn. – Delanie Walker made history with his record-breaking season in 2015.

The veteran tight end, who's preparing for his 11th NFL season, has no plans to let up. He knows folks are counting on him, both inside and outside the building at Saint Thomas Sports Park.

“Someone asked me before: How do I keep my momentum? How do I keep the love for the game playing for so many years in the NFL?,” Walker said on Tuesday. “I always say it's my family. I take care of my family, at least 75 percent of my family, and I think football is what helps me do it.

“And I love playing the game. I love being in this atmosphere with my teammates. I don't think there is anything like it. This is a job people wish they could have, being able to play a game you love and being able to interact with some of your best friends, and get paid to do it.”

Walker led the Titans and all NFL tight ends in receptions in 2015. He caught 94 passes for 1,088 receiving yards, with six touchdowns.

He set a franchise records for tight ends in catches and receiving yards, and became just the ninth tight end in NFL history to record 90 catches in a season, joining Tony Gonzalez (five times), Jason Witten (four), Todd Christensen (two) and Dallas Clark, Jimmy Graham, Ben Coates, Martellus Bennett and Rob Gronkowski.

The work earned Walker a trip to the Pro Bowl, and put him right in the middle of the conversation about the NFL's best at the position.

He's motivated to keep it going.

“I always felt like I was an elite tight end in the league, and I finally got the opportunity to play in the Pro Bowl,” Walker said. “But it hasn't changed me. I am still hungry, and I want to do more. This time, I don't want to be an alternate. I want to be that guy that gets voted in and I know that takes us winning games. This year I really think we are going to win the games and I'll probably get the recognition I deserve.”

Walker is excited because of some of the changes around him.

The team has been busy this offseason, adding 10 new players since the beginning of March, including a trade for former Cowboys and Eagles running back DeMarco Murray.

Last week, Titans general manager Jon Robinson also pulled off a trade involving the No.1 pick. Robinson shipped the pick to the Rams, and acquired a boatload of picks in exchange, including two second-round picks in this year's draft and an additional first-round pick next year.

“I think there's been some great moves,” Walker said. “The GM is bringing in players who can compete, guys who will make this team better and get us going in the right direction. Coming from the Patriots and how that organization usually handles business, I knew he would bring that mindset here to try and turn this organization around.”

In Murray, the Titans now have a proven running back to lead a younger group. In 2014, Murray was named the NFL's Offensive Player of the Year after racking up 1,845 rushing yards with the Cowboys.

“Just watching him over the years and seeing the things he has done,” Walker said, “I know he is a playmaker and he has the ability to take over the game and that is something that can help our offense.”

On Monday, coach Mike Mularkey mentioned the addition of Murray

could mean more blocking assignments for Walker.

The idea had already crossed Walker's mind.

“I am pretty sure,” Walker said. “When you have a threat like that, and you have a tight end threat, if I am on the field at all times blocking and running routes, I think that gives us a mismatch on the field. Defenses won't know what is going on, and that just gives you another opportunity to put points on the board.”

Walker, who has caught at least 60 passes in every season since joining the Titans in 2013, won't lie when asked about the favorite part of his job description.

“I'd rather catch the football,” he said with a smile.

But coming off two and three-win seasons over the past two years, he's willing to do whatever for the team to have success.

“I mean, they pay me to play football, and if I have to block, I'll block,” Walker said. “I'll block when I need to, and I have fun doing that. And if we need a bigger guy to come in we have a guy who can do that as well. We signed Craig (Stevens) back and he is one of the best blockers in the NFL. I have no worries. Whatever they ask me to do I am willing to do it.

“I just want to win games.”

**AARON WALLACE'S
VERSATILITY GETS
TITANS COACHES'
ATTENTION**

**BY TERRY MCCORMICK
TITANSIDER.COM
MAY 20, 2016**

During last week's rookie mini-camp, Tennessee Titans coaches wanted to challenge their newcomers to be able to do as much as possible without being overloaded.

Some of the rookies apparently were quick to make an impression, including seventh-round linebacker Aaron Wallace of UCLA, who showed a knack for versatility.

Wallace, who figures to have to earn his roster spot this fall in part on special teams, also showed plenty of smarts at the linebacker position, playing in all four spots during the rookie work. That was something that, no doubt, impressed head coach Mike Mularkey.

"Aaron Wallace, he practiced all four linebacker positions. For the very first day, that kind of gives you an indication of where he's at and his ability to pick up things," Mularkey said.

For his part, Wallace said playing both the outside spots and on the inside is not a difficult adjustment, though he has to remind himself mentally on occasion of what to do at what position.

"It's been good. It's going back to back and switching positions. I kind of have to switch gears a lot in my head, but in the week that I've been here, I've been able to take in a lot of information," Wallace said. "Being able to move around is only going to make me more valuable as a player."

Indeed, Wallace's first taste of NFL life showed him what type of adjustment he would have to make from college to the pro game.

"It really doesn't feel all that different. But this is the highest level of football there is. This is grown men playing the game. This is it, it's a dream come true," Wallace said.

Wallace also said he recognizes that the Titans, just 5-27 the past two years, are attempting to change the overall atmosphere with a new coach, new general manager and new philosophy. He went through the same thing at UCLA, as Jim Mora, Jr. took over the Bruins in 2012.

"When I was at UCLA, this same transition was happening with the new coach, trying to establish a new culture for the team. Guys being tough and being physical, and if you can't be like that, you're not gonna be on the team. I think I can fit the mold of a high effort, smart player," Wallace said.

###

AVERY WILLIAMSON

AVERY WILLIAMSON LEARNED HARD WORK FROM FAMILY FARM

**BY JIM WYATT
TITANS ONLINE
OCTOBER 14, 2016**

NASHVILLE, Tenn. — Avery Williamson looked all GQ in his recent photo shoot for Nashville Lifestyles, posing for pictures in a snazzy sport coat, and showing off his pearly whites.

The Titans inside linebacker had been named one of Nashville's 25 Most Beautiful People by the magazine, and he wanted to look the part.

"I fit right in, huh?" Williamson said with a smile. "It was pretty cool."

Looks can be deceiving.

While Williamson cleans up pretty good, he's known for doing the dirty work.

Williamson, in his third NFL season, was raised in the backwoods of West Tennessee, roughly two hours from Nashville. He grew up working with his father on the family's cattle farm in Milan. Looking back, the rugged life taught him many things he carries with him today in the NFL, and in life.

"It was hard work," Williamson said. "And it definitely taught me responsibility comes first, and I think that kind of rolls over to my career now. Back then, I always had to make sure I got my studying done before I do other activities, and I do the same thing now.

"All the work, it was challenging as a teenager at times, but it was normal to me. And I learned a lot from that experience."

A fifth-round draft pick by the Titans in the 2014 NFL Draft out of Kentucky, Williamson has been a hard-working, consistent performer in his first three NFL seasons. In 2015, Williamson led the Titans

with 137 tackles, one year after he finished third on the team with 107 tackles. He became the first player in the Titans era to start his career with back-to-back 100-tackle seasons.

Williamson is off to another fast start this season. Through five games he leads the Titans in tackles with 57, and he posted double-digit tackle totals in the team's first four games.

He's been a hit with his teammates, and coaches.

"His growth rate stands out to me," Titans defensive coordinator Dick LeBeau said of Williamson. "He has started all three of his years, and you can go back and watch his games and he just keeps growing and growing. I think the sky is the limit for him. He is a hard-working, hard-training guy, and that stands out about him to me, how hard he works and the way he is improving consistently.

"Avery has a lot of pride in knowing what his job is and knowing where he is supposed to be on every play. And he is pretty good at everything. He is fast at his position, he is getting very good at getting off blocks, he is getting comfortable with the various formations and the types of plays that could come out of them and all the things you can only gain from experience. He is a really well-rounded linebacker, and he's getting better."

Teammates believe he's underrated, despite the fact he's way ahead of the pack in tackles. Williamson has also made an impact with tackles for a loss (2), and quarterback pressures (2). He also has an interception.

"He is a stud, man," Titans linebacker Brian Orakposaid of Williamson. "He is a fun-loving type of guy, but when he gets out on the field he is fierce, he's a competitor. He is a linebacker – he has linebacker genes in him. The guy runs to the ball, hits, and he does everything you need from a linebacker, getting everyone

involved from the front line to the secondary.

"And the guy is just fierce. Don't let Avery in the locker room, his personality, fool you. There's a switch he turns on when he gets out there.... And he knows how to turn that switch on and off."

Williamson learned about hard work at a young age.

He was roughly 6 years old when he first started helping out on his family's farm. As he got older, he did more.

Williamson would feed the cows, and make sure they weren't getting sick. He did it rain, sleet or shine. When his buddies gathered to play video games after practice or school, Williamson oftentimes came home to work on the farm instead.

Williamson's days on the farm aren't over by any stretch. He was back in Milan for a stretch over the summer.

"I don't do as much as I used to," he said. "But I can drive a tractor and cut hay. It is really relaxing for me. It was fun to go back and do that this summer with my dad."

The Titans have enjoyed seeing Williamson mature, and mow down ball carriers.

Williamson said he learned about being a pro from watching and listening to some of his older teammates, like fellow linebackers Wesley Woodyard and Derrick Morgan, and Orakpo.

Woodyard said Williamson has impressed him with his consistency, and approach.

"You have to challenge yourself to be a better player and to improve every year, and that is what he is doing," Woodyard said of Williamson. "He is watching more film, listening to guys when they tell him to look out for things. And he has that confidence, too, he believes

EVERY WILLIAMSON

he can make every play, and he shows that on the field.”

He said Williamson is also a great example off the field, and not because of his place on the “Most Beautiful” list.

“Oh yeah, he’s heard about that,” Woodyard said with a smile. “But seriously, Avery is one of those guys that you could say if you had a daughter, he would be somebody that you wouldn’t mind him dating your family member. He is a really good guy. He’s a hometown Tennessee guy. When he is here, he puts his full effort it.”

Williamson said he feels blessed to be able to play in Tennessee, not far from where he grew up.

This past summer he hosted a football camp for kids in Nashville, and there was a huge turnout of folks from Milan. His father, Henry, was there, observing with a smile.

Williamson is proud of where he came from, but he also wants those around him to be proud of him.

“I want people to know I am going to be that guy that comes to work every day,” Williamson said. “I want people to know I am accountable, and that I am going to work as hard as I can to be the best I can possibly be.”

###

AL WOODS LOVES DOING DIRTY WORK ON FIELD FOR TITANS

BY JIM WYATT
TITANS ONLINE
MARCH 15, 2016

NASHVILLE, Tenn. — Al Woods grew up on a Louisiana farm, working in the heat and getting dirty ever since he can first remember.

You name, and Woods did it.

“I’m a second-generation cattleman, because my dad has been doing it,” Woods said on Monday. “I remember when I was six years old, my dad would put the truck in first gear and let it take off slow and I would stand in the seat and drive it. And my dad and my uncle would be outside throwing hay in the back of the truck, on the trailer. And when it would get to the end, he would turn (the truck) around for me.

“He would say: ‘Hold it straight.’ I’d drive it real slow and they’d stack the hay. That’s how I learned how to drive actually.”

Years later, Woods is still doing the dirty work -- on the farm, and on the football field.

On Monday, Woods officially signed a new contract with the Titans. In Tennessee, he’s getting paid for being disruptive in the middle of the trenches as the team’s nose tackle. He arguably had the best season of his six-year NFL career in 2015.

But during the offseason he still works on the farm – with about 300 head of cattle and horses -- he now owns back in Elton, La. These days he’s planting rice, working the cattle, and counting the days until he’s ready to bale some more hay.

He loves both jobs. His wife, Megan, vouched for him on the day he showed up at Saint Thomas Sports Park to sign his contract.

“The days can get long (on the farm),” Woods said. “She will call

me and tell me ‘It’s time for you to come home. You need to turn that tractor off and come home.’ It is 9-9:30 at night and I am still out there with the lights on trying to finish up.”

On the football field, Woods likes to finish off opponents.

His play on the field earned him a new contract with the Titans. Woods, who played at LSU, also received an offer from the Seahawks after a visit last week at the start of free agency.

Following a season when he tied his career high with 31 tackles, including three for a loss, Woods said he wanted to return to Tennessee because of his teammates and coaches.

“I love the new GM (Jon Robinson) and what direction he is taking us in, and I love the coaches,” Woods said. “I feel like it is going to be a totally different deal coming into this new season and I definitely want to be a part of it. I love the coaches, my teammates. When I was going through this process, there was nothing bad I could say about Tennessee. So it was like, ‘Why not come back?’

“Really, I feel like it’s a match made in heaven.”

Playing in the trenches on Sundays, however, Woods sometimes has to go through hell.

“It can get bad,” Woods said. “It can get brutal... But that doesn’t bother me. I wouldn’t trade it for anything.”

Woods (6-4, 307), who joined the Titans in 2014 after spending two-plus seasons with the Steelers, said he doesn’t mind working in the not-so-glamorous position.

Except for the times he fails to reach his own expectations.

“I’ll come home and if it is a game where I don’t feel like I completely dominated people, sometimes I just won’t talk, I won’t eat, I won’t do

anything,” said Woods, who has played in 69 career games -- and tallied 103 tackles and 3.5 sacks -- since 2010. “I scream on the inside, ‘I should have done this better. I shouldn’t have done that.’ Nobody plays a perfect game, but we all strive to perfection.

“I feel like if am playing, if I have my hand on the dirt, whether it’s in practice or an NFL game, you have people riding on this. It could be my family, the Titans family, coaches and their families. One play can dictate a touchdown or a loss of a game. I just feel like every down is important and I have to do my job.”

So what drives the man who learned to drive on the farm?

Woods, with his wife by his side on Monday, mentioned her and his children – daughter Raigen (7) and son Brayden (2) – on several occasions during the course of an interview with Titans Online.

Megan Woods, who has known Al since he was three years old, said her husband has always been a perfectionist. It’s partly why he didn’t take a vacation from high school until last summer, when he finally allowed himself to take a mental break on a trip to the Bahamas. Even then, it took him a few days to really relax.

“I know my little boy, my daughter and my wife are in the stands watching me play,” Woods said. “I definitely don’t want to leave a game and have my little girl say, ‘Daddy, you got beat up.’ I don’t want to have that happen. I want to be the one who gives the beating. ... She notices if I get pushed off the ball, or if I fell the wrong way.

“I do it for them, and for the team. And I want to be the best I can possibly be. I am always striving to be the best, and I’ll never stop doing that.”

###

**DIRECTSNAPS:
WOODYARD LEADS ON,
OFF FIELD FOR TITANS**

**BY WESLEY WOODYARD
TITANS ONLINE
OCTOBER 19, 2016**

DirectSnaps is a story series contributed by Tennessee Titans players sharing their perspectives, both on and off the field, with fans. This week's entry comes from LB Wesley Woodyard.

Before you can lead, you have to learn how to follow. Before you can speak, you have to learn how to listen.

I'm a leader now and a captain of this team. But I had to learn how to become one first.

The Denver Broncos picked me up as an undrafted free agent in 2008, and I was able to grow up in the league with older guys like Champ Bailey and Brian Dawkins. They were great role models for me, just seeing the way they carried themselves on and off the field.

And then when Peyton Manning came in, he had this pure business mindset. No matter what it takes, do your job and get it done. He changed the whole culture of that team. For one guy to be able to do that to a locker room, it speaks a lot about the kind of leader he is.

Those guys were the perfect example that actions speak louder than words. In football, the most important thing as a leader is having strong play on the field, and it's a guarantee that guys will just learn to gravitate to you. Champ, Brian and PM – they proved that. But when you are a leader, especially as a captain, your teammates will be looking at you, whether you're winning or losing, to see how you're reacting in bad situations and good situations. They're looking to see if you're the same person through it all. I learned a lot about leadership from those guys in Denver, and now I try to emulate that as a leader on this team.

WESLEY WOODYARD

Outside of football, I learned from some different leaders. Their names will never end up in the Pro Football Hall of Fame, but undoubtedly, they have had the greatest impact on my life.

My mom, Edna Rutledge: She would work day and night to provide for my brother and me, always making a way out of nothing. I can remember her sacrificing her Christmases just so that I could have one. She has always sacrificed for me. She taught me about the importance of community, fully believing in the truth that "it takes a village to raise a child."

My older brother, Jazmon Griggs: He's the reason why I started playing the game of football. He showed me how to take a leap of faith when it comes to what I want to do in life. If I want to grow, if I want my dreams and goals to get big, then I've just got to believe and take the leap of faith. He taught me that.

My cousin, Derrick Kelley: He's one of the main reasons why I went to college. He took me on all of my college visits. He saw something in me that a lot of people may not have seen. He was a guy that made a lot of sacrifices and missed work just so I could have a chance to go to college. He never asked for a penny. All he wanted me to do was be a positive role model and a positive citizen in return.

I think we all need our community to make it. I'm proof of that, both in life and in football. What my mom, brother and cousin taught me—how to sacrifice, how to go after big dreams and how to be a role model—shaped me into the man I am today. That's why I started the 16 Ways Foundation several years ago to help at-risk youth across the country. Because I've always had the support of a community, it's always touched my heart to make sure I give back and do my part in keeping the community strong.

When it comes to football, this may be year nine for me, but I feel younger than I felt at 25. And the thing about it is, I still love this game and I have so much more love to give for the game and to the players coming in. I try to share with these guys on the team the experiences I've been through. I try to stay on top of them, making sure that they don't let up on the practice field or in the classroom. And most importantly, I'm not afraid of hard work. Actions do speak louder than words.

I don't want to put a cap on how many years I have left, but when my playing days are over, I want to be remembered first as a Christian, as a guy who put his teammates before himself and a guy who laid it all on the field. I want to be remembered as a true competitor, a man of God and somebody who loved the team. I want to be remembered as a leader.

If you'd like to learn more about the 16 Ways Foundation, [click here](#).

###

**PRO FOOTBALL FOCUS:
TITANS' WESLEY
WOODYARD TOP RUN-
STOPPER**

**BY JOHN GLENNON
THE TENNESSEAN
JUNE 14, 2016**

PAGE: 1C

Titans inside linebacker Wesley Woodyard recorded one of the best statistical seasons of his career in 2015, piling up 110 tackles, five sacks and nine quarterback pressures.

The last time he put up those kinds of numbers, Woodyard lost his starting job the following season.

Such is life for Woodyard, who has always seemed to be — take your pick — underrated or overlooked ever since he was passed over in the 2008 draft.

Woodyard did earn some notoriety last week, however, when the analytics site Pro Football Focus revealed that he posted the highest run-stop percentage of any inside linebacker in the league, edging out Carolina's three-time All-Pro Luke Kuechly.

PFF explains run stops as tackles that prevent an offensive success (defined as gaining 40 percent of required yardage on first down, 60 percent on second down, and the entire required yardage on third or fourth).

"That was pretty cool to see," Woodyard said. "But at the end of the day, that's my job to stop the run and make plays.

"It's definitely an honor anytime you are No. 1 in a category in the NFL. And anytime you can beat out Luke Kuechly, that's a huge honor and something I'm going to keep pressing for."

Woodyard, it should be noted, played only 507 snaps last season, a good bit less than Kuechly (965) and

many of the other top-graded linebackers.

Still, the fact that Woodyard finished first in PFF's run-stop-percentage among inside linebackers — not to mention sixth in run defense and ninth overall among inside linebackers — shows that he was very effective when he was on the field from an analytics standpoint.

"I think he is (underrated)," Titans coach Mike Mularkey said. "I see things about him. (Outsiders) don't know who he is and what he brings to this team. He is a valuable player on and off the field for this organization."

Accolades of any nature aren't likely to swell the head of Woodyard, who originally signed with Denver as an undrafted free agent coming out of Kentucky in 2008. One of the main reasons Woodyard's always had to deal with doubters is that his 6-foot, 233-pound frame doesn't fill out a uniform the way other bigger linebackers do.

"I always get overlooked because of my size," Woodyard said. "That's the reason I always play with a chip on my shoulder. I have to go out there every year and prove that I belong on the field. To me, that's the only way to survive in this league, that's pushing yourself every day and challenging everyone to become better."

The most recent affront to Woodyard's pride came at the start of last season, when — coming off a career-best 134 tackles in 2014 — he was replaced in the starting lineup by the younger, bigger and more athletic Zach Brown.

That change lasted just three games, however, as Woodyard returned to the starting lineup following the team's bye week.

"It was a good example of 'It's not how you start, but how you finish,'" Woodyard said. "I was able to go in there, and my teammates still

believed in me from Week 1 to the final week of the season.

"I always live by this and I always tell the rookies, 'Never worry about what you can't control. Just control what you can control.' That just means whenever you get your opportunity, shine in your moment and don't look back."

Mularkey said Woodyard handled the temporary demotion — which came under former head coach Ken Whisenhunt — like a professional, noting that he maintained the same strong leadership presence that's helped Woodyard be a team captain in each of his eight seasons.

"He's the kind of guy who sits in on every special teams meeting, even though he's not on every special teams (unit)," Mularkey said. "He's vocal in them. He'll call guys out if he doesn't feel like they're paying attention. He does everything you want in a leader and a guy of his stature you want to do in this locker room."

The example he sets, it seems, has not been lost on his younger teammates.

"I get to see him work every day, so I get to see the tenacious attitude he brings to the room," said outside linebacker Deontrez Mount, readying for his second season. "We know he was a guy that coming into the league was very small, but he's so resilient — he just keeps battling and battling.

"He keeps proving coaches wrong. Everyone knows that about him and admires that about him."

###

**RECEIVER KENDALL
WRIGHT HEALTHY,
SHOWING HIS VALUE TO
TITANS**

**BY TERESA M. WALKER
ASSOCIATED PRESS
OCTOBER 20, 2016**

NASHVILLE, Tenn. (AP) — Kendall Wright's teammates kept welcoming him back as he caught pass after pass. The Tennessee Titans wide receiver insists he never left.

Maybe not, but his injured hamstring cost him all of the preseason and the first three games of the season.

Wright made it clear he's healthy now, catching eight of nine passes thrown to him for 133 yards in last week's 28-26 win over Cleveland, the second-best performance of his career.

"It feels good," Wright said. "Just going out there whenever my number is called and if Marcus (Mariota) throws me the ball, I've got to be ready to make a play."

That is what the Titans hoped for when drafting Wright with the 20th overall pick in 2012 out of Baylor. He looked exactly like the wide receiver this franchise has been searching for since moving to Tennessee in 1997 in 2013 with 94 catches for 1,079 yards. Then injuries kept him out of two games in 2014 and six in 2015 when he caught a career-low 36 passes for 408 yards.

Now the 5-foot-10 receiver is in the final year of his contract with the general manager who drafted him fired in January. Mike Mularkey is his third head coach, and Wright is working with yet another offensive coordinator in Terry Robiskie and a new wide receivers coach in Bob Bratkowski.

The Titans signed Rishard Matthews in free agency and drafted Tajae Sharpe in the fifth round in April. They also signed veteran

KENDALL WRIGHT

Andre Johnson at the start of training camp. When Wright hurt his left hamstring Aug. 2, he already had been shuffled out of the starting rotation in favor of Matthews and Sharpe.

He aggravated his hamstring again Aug. 29. By the time Wright finally returned, Robiskie had made it pretty clear he couldn't judge Wright because he simply hadn't seen enough of the wide receiver and what he had seen looked rusty.

Wright started his first game Oct. 2 in a loss at Houston. Then he posted the fifth 100-yard receiving game of his career last week against Cleveland, just shy of the 150 yards receiving Wright had Dec. 15, 2013, against Arizona. His big play came on a 48-yard pass from Mariota, something Mularkey and Robiskie spent time with Wright last week making clear what they wanted.

The coaches didn't want Wright slowing down or turning to look back for the ball, simply run under it after Wright and Mariota just missed connecting in practice last week. In the game, Wright wound up having to stretch out for the ball before getting into the end zone.

"I didn't want to come in meetings and Terry be all over me about not running," Wright said.

Not that it bothers Wright hearing from Robiskie.

"I don't really want him to lay off of me," Wright said. "I mean I have a lot of room to get better with what I am doing. The more he stays on me, the more I go out there and work at it, work to do everything better. He can stay on me all he wants. I am cool with it."

The Titans (3-3) now hope that Wright can help ease the double teams tight end Delanie Walker has received this season after he caught 94 passes for 1,088 yards last season. The Titans host Indianapolis (2-4) on Sunday.

"If you can start having some guys be productive in other areas, then it's

hard to cover one guy and take one guy out of the game," Mularkey said.

###

KENDALL WRIGHT

KENDALL WRIGHT BRINGS DIFFERENT ELEMENT TO TITANS RECEIVERS

**BY JOHN GLENNON
THE TENNESSEAN
SEPTEMBER 30, 2016**

PAGE: 3C

Kendall Wright may not be able to run a 4.4 second 40-yard dash, but the former first-round pick's quickness, elusiveness and unpredictability are qualities that separate him from the Titans' other wide receivers.

That's why the Titans (1-2) are so eager to welcome back Wright, who, after a second consecutive quality practice on Thursday, remains on track to return to the lineup Sunday against Houston (2-1).

"He's a quicker guy, and he'll come in with some energy — he's more of an energetic guy," Titans offensive coordinator Terry Robiskie said. "Hopefully he's going to give us a boost — make a play, give us some help and help generate a fast start."

It hasn't been an especially productive start to the season for the Titans' four wide receivers, a group that's totaled 32 catches for 335 yards (10.5-yard average) and one touchdown in three games. Rookie Tajae Sharpe is the only member of the wide-receiving corps with more than 10 catches (he has 14) and more than 100 receiving yards (he has 157).

Robiskie was asked Thursday what the team can do to help its receivers gain more separation — despite the fact that none of the receivers is lightning fast.

"You've got a lot of things you can do as far as crossing the field," Robiskie said. "You don't necessarily have to go vertical all the time. You can take them cross the field left and right as opposed to north and south.

"There's a lot of things you can do along those lines. I don't know if there's a whole lot of teams that have those 4.27 guys or 4.33 guys. Those guys can really run and are really hard to come by. But you just have to make plays when the opportunity comes up. You have to hit them."

Wright most often plays slot, so he's adept at finding openings in the middle of the field — sometimes by moving through traffic — and then picking up yardage after the catch. He slumped to 36 catches last season but averaged 72 receptions during the previous three years.

"He's a big player for us," Robiskie said of Wright, who missed the entire preseason and the first three games of the regular season with a hamstring injury. "It's going to be interesting to have him back. He should be fresh. He hasn't done a whole lot. But just to have him back in the fold — a veteran guy, got a couple years under belt, been in big games — is going to be a plus."

###



TENNESSEE
TITANS

ABRIDGED HISTORY

*Complete history appears in the
2016 Titans Media Guide.*

Updated through Nov. 6, 2016

2015 SEASON (3-13 REGULAR SEASON, 0-0 PLAYOFFS) • 4TH PLACE AFC SOUTH

DATE	OPPONENT	SCORE	W/L	ATT
09/13	at Tampa Bay	W 42-14		63,945
09/20	at Cleveland	L 14-28		67,431
09/27	Indianapolis	L 33-35		65,920
10/11	Buffalo	L 13-14		65,670
10/18	Miami	L 10-38		62,342
10/25	Atlanta	L 7-10		63,329
11/01	at Houston	L 6-20		71,630
11/08	at New Orleans	W 34-28*		73,075
11/15	Carolina	L 10-27		63,591
11/19	at Jacksonville	L 13-19		60,121
11/29	Oakland	L 21-24		58,075
12/06	Jacksonville	W 42-39		57,355
12/13	at New York Jets	L 8-30		78,160
12/20	at New England	L 16-33		66,829
12/27	Houston	L 6-34		62,153
01/03	at Indianapolis	L 24-30		65,733

* Overtime

	TITANS	OPP
Total First Downs	298	317
Rushing	66	101
Passing	195	192
Penalty	37	24
3rd Down: Made/Att	64/201	92/216
3rd Down Pct.	31.8	42.6
4th Down: Made/Att	7/15	4/12
4th Down Pct.	46.7	33.3
Possession Avg.	29:25	30:35
Total Net Yards	4988	5475
Avg. Per Game	311.8	342.2
Total Plays	976	1003
Avg. Per Play	5.1	5.5
Net Yards Rushing	1485	1797
Avg. Per Game	92.8	112.3
Total Rushes	371	462
Net Yards Passing	3503	3678
Avg. Per Game	218.9	229.9
Sacked/Yards Lost	54/390	39/271
Gross Yards	3893	3949
Att./Completions	551/342	502/319
Completion Pct.	62.1	63.5
Had Intercepted	17	11
Punts/Average	88/47.4	74/48.2
Net Punting Avg.	88/40.3	74/43.0
Penalties/Yards	93/779	112/982
Fumbles/Ball Lost	25/16	16/8
Touchdowns	37	51
Rushing	10	11
Passing	25	34
Returns	2	6

BY PERIODS	1	2	3	4	OT	PTS
Team	67	71	84	71	6	299
Opponents	96	127	75	125	0	423

SCORING	TD	RU	PA	RT	PAT	FG	S	TP
Succop	0	0	0	0	29/31	14/16	0	71
Walker	6	0	6	0			0	38
Green-Beckham	4	0	4	0			0	26
Andrews	3	3	0	0			0	18
Mariota	3	2	1	0			0	18
Wright	3	0	3	0			0	18
McCluster	2	1	1	0			0	14
Douglas	2	0	2	0			0	12
Fasano	2	0	2	0			0	12
Fowler	2	1	1	0			0	12
Sankey	2	1	1	0			0	12
Stevens	2	0	2	0			0	12
Cobb	1	1	0	0			0	6
Hunter	1	0	1	0			0	6
McBride	1	0	1	0			0	6
Mettenberger	1	1	0	0			0	6
Sensabaugh	1	0	0	1a			0	6
Woodyard	1	0	0	1b			0	6
Team	37	10	25	2	29/31	14/16	0	299
Opponents	51	11	34	6	48/50	23/27	0	423

2-Pt Conversions: Green-Beckham, McCluster, Walker, TM
3-5, OPP 0-1

FUM/LOST: Mariota 10/6, Mettenberger 4/2, Douglas 2/1, McCluster 2/2, Sankey 2/1, West(TM) 2/2, Andrews 1/1, Gallik 1/0, Supernaw 1/1

RUSHING	No	Yds	Avg	Lg	TD
Andrews	143	520	3.6	38	3
Mariota	34	252	7.4	87t	2
McCluster	55	247	4.5	44	1
Sankey	47	193	4.1	16	1
Cobb	52	146	2.8	12	1

PASSING	Att	Cmp	Pct	Yards	Yds/Att	TD	Int	Lg	Sk/Yds	Rating
Mariota	370	230	62.2	2818	7.62	19	10	61t	38/258	91.5
Mettenberger	166	101	60.8	935	5.63	4	7	57t	13/98	66.7
Tanneh	14	10	71.4	99	7.07	1	0	29	3/34	114.9
Andrews	1	1	100.0	41	41.00	1	0	41t	0/0	158.3
Team	551	342	62.1	3893	7.07	25	17	61t	54/390	85.5
Opponents	502	319	63.5	3949	7.87	34	11	69t	39/271	101.3

West	16	51	3.2	12	0
Walker	1	36	36.0	36	0
Wright	5	17	3.4	13	0
Fowler	7	13	1.9	3	1
McBride	1	8	8.0	8	0
Mettenberger	9	8	0.9	5t	1
Douglas	1	-6	-6.0	-6	0
Team	371	1485	4.0	87t	10
Opponents	462	1797	3.9	32	11

RECEIVING	No	Yds	Avg	Lg	TD
Walker	94	1088	11.6	61t	6
Douglas	36	411	11.4	51	2
Wright	36	408	11.3	52t	3
Green-Beckham	32	549	17.2	47t	4
McCluster	31	260	8.4	35	1
Fasano	26	289	11.1	33	2
Hunter	22	264	12.0	29	1
Andrews	21	174	8.3	23	0
Sankey	14	139	9.9	30	1
Stevens	12	121	10.1	27	2
Fowler	5	44	8.8	19	1
Coffman	4	42	10.5	16	0
Supernaw	3	32	10.7	16	0
Turzilli	2	25	12.5	18	0
McBride	2	8	4.0	7	1
Mariota	1	41	41.0	41t	1
Cobb	1	-2	-2.0	-2	0
Team	342	3893	11.4	61t	25
Opponents	319	3949	12.4	69t	34

INTERCEPTIONS	No	Yds	Avg	Lg	TD
Brown	2	45	22.5	45	0
Sensabaugh	2	42	21.0	26t	1
Griffin	1	29	29.0	29	0
Cox	1	27	27.0	27	0
Bass	1	8	8.0	8	0
Mount	1	8	8.0	8	0
Searcy	1	5	5.0	5	0
Webb	1	0	0.0	0	0
Williamson	1	0	0.0	0	0
Team	11	164	14.9	45	1
Opponents	17	263	15.5	69t	3

PUNTING	No	Yds	Avg	Net	TB	In	Lg	B
Kern	88	4175	47.4	40.3	1	34	61	0
Team	88	4175	47.4	40.3	1	34	61	0
Opponents	74	3568	48.2	43.0	4	24	65	0

PUNT RETURNS	No	FC	Yds	Avg	Lg	TD
McCluster	24	15	217	9.0	37	0
Douglas	11	2	73	6.6	18	0
Cox	3	0	17	5.7	9	0
Team	38	17	307	8.1	37	0
Opponents	47	23	605	12.9	78t	1

KICKOFF RETURNS	No	Yds	Avg	Lg	TD
McCluster	13	285	21.9	32	0
McBride	10	190	19.0	31	0
Sankey	9	192	21.3	34	0
Andrews	1	13	13.0	13	0
Team	33	680	20.6	34	0
Opponents	22	599	27.2	75	0

FIELD GOALS	1-19	20-29	30-39	40-49	50+
Succop	0/0	3/3	3/3	7/7	1/3
Team	0/0	3/3	3/3	7/7	1/3
Opponents	1/1	6/6	6/6	6/9	1/2

TEAM/Succop: () () (38G,21G) (21G,41G) (37G) () (35G,44G) (51G,29G,55N) (45G) (47G,49G,53N) () () (49G) () (49G)
OPP: () () () (30G) (27G,47N) (38G,24G) (46B) (48G) (19G) (31G,32G,20G,36G) (24G) () (53N,47G,27G,42G) (43G,48N,38G,42G,32G) (22G,36G) (49G,52G,35G)

SACKS
 Casey 7, Orakpo 7, Woodyard 5, Morgan 4.5, Klug 4, Williamson 3.5, Blackson 2.5, Bass 1.5, Griffin 1, Stafford 1, Tavai 1, Brown 0.5, Searcy 0.5
Titans 39, Opponents 54

TACKLES (Solo-Assists-Total)
 Williamson 79-58-137, Woodyard 70-40-110, Griffin 67-34-101, Brown 65-33-98, Casey 48-38-86, Jones 45-22-67, Orakpo 44-20-64, Sensabaugh 42-16-58, Searcy 41-13-54, Bass 23-19-42, Morgan 20-14-34, Cox 26-5-31, Woods 14-17-31, Klug 13-13-26, Webb 20-2-22, Stafford 16-4-20, Blackson 10-9-19, Hill 7-12-19, Wreh-Wilson 16-1-17, McCourty 10-6-16, Riggs 6-0-6, Huff 5-1-6, Pitoitua 2-2-4, Tavai 2-1-3, Martin 1-2-3, Johnson 1-1-2, Mount 0-1-1
Team Totals: 692-382-1,074

USUAL STARTING LINEUP

OFFENSE
 WR Harry Douglas (83)
 TE **Delanie Walker (82)**
 LT Taylor Lewan (77)
 LG Byron Bell (76)/Quinton Spain (60)
 C Brian Schwenke (62)/Andy Gallik (69)
 RG Chance Warmack (70)
 RT Jeremiah Poutasi (73)/Byron Bell (76)
 TE Craig Stevens (88)/Anthony Fasano (80)
 WR Kendall Wright (13)
 QB Marcus Mariota (8)
 RB Antonio Andrews (26)

DEFENSE
 DE DaQuan Jones (90)
 NT Al Woods (96)/Sammie Hill (94)
 DT **Jurrell Casey (99)**
 OLB Derrick Morgan (91)/David Bass (51)
 ILB Wesley Woodyard (59)
 ILB Avery Williamson (54)
 OLB Brian Orakpo (98)
 CB Perrish Cox (29)
 SS Da'Norris Searcy (21)
 FS Michael Griffin (33)
 CB Coty Sensabaugh (24)

SPECIALISTS
 K Ryan Succop (8)
 P Brett Kern (6)
 KR/PR Dexter McCluster (22)

Pro Bowl [All-Pro](#)

GM: Ruston Webster; **Head Coach:** Ken Whisenhunt (first seven games), Mike Mularkey (final nine games)
Asst. Coaches: Dick LeBeau (asst. HC/def.), Ray Horton (def. coord.), Jason Michael (off. coord.), Steve Watterson (strength and cond.), Bob Bostad (OL), Steve Brown (asst. secondary), Louie Cioffi (secondary), Sylvester Croom (RB), Nick Eason (asst. DL), Steve Hoffman (ST asst.), Shawn Jefferson (WR), Nate Kaczor (ST), Cannon Matthews (qual. ctl. coord. - def.), John McNulty (QB), Mike Mularkey (TE*), Arthur Smith (asst. TE*), Giff Smith (DL), Lou Spano (LB), Luke Stechel (off. asst.), Mike Sullivan (asst. OL), Jason Tucker (asst. WR)

* Mularkey - tight ends coach first seven games, head coach final nine games; Smith - assistant tight ends coach first seven games, tight ends coach final nine games

AMERICAN FOOTBALL CONFERENCE STANDINGS

AFC EAST	W	L	T	Pct
New England	12	4	0	.750
New York Jets	10	6	0	.625
Buffalo	8	8	0	.500
Miami	6	10	0	.375
AFC NORTH	W	L	T	Pct
Cincinnati	12	4	0	.750
* Pittsburgh	10	6	0	.625
Baltimore	5	11	0	.313
Cleveland	3	13	0	.188
AFC SOUTH	W	L	T	Pct
Houston	9	7	0	.563
Indianapolis	8	8	0	.500
Jacksonville	5	11	0	.313
Tennessee	3	13	0	.188
AFC WEST	W	L	T	Pct
Denver	12	4	0	.750
* Kansas City	11	5	0	.688
Oakland	7	9	0	.438
San Diego	4	12	0	.250

NATIONAL FOOTBALL CONFERENCE STANDINGS

NFC EAST	W	L	T	Pct.
Washington	9	7	0	.563
Philadelphia	7	9	0	.438
New York Giants	6	10	0	.375
Dallas	4	12	0	.250
NFC NORTH	W	L	T	Pct
Minnesota	11	5	0	.688
* Green Bay	10	6	0	.625
Detroit	7	9	0	.438
Chicago	6	10	0	.375
NFC SOUTH	W	L	T	Pct
Carolina	15	1	0	.938
Atlanta	8	8	0	.500
New Orleans	7	9	0	.438
Tampa Bay	6	10	0	.375
NFC WEST	W	L	T	Pct
Arizona	13	3	0	.813
* Seattle	10	6	0	.625
St. Louis	7	9	0	.438

2014 SEASON (2-14 REGULAR SEASON, 0-0 PLAYOFFS) • 4TH PLACE AFC SOUTH

DATE	OPPONENT	SCORE	W/L	ATT
09/07	at Kansas City	26-10	W	73,569
09/14	DALLAS	10-26	L	69,143
09/21	at Cincinnati	7-33	L	56,743
09/28	at Indianapolis	17-41	L	64,757
10/05	CLEVELAND	28-29	L	69,143
10/12	JACKSONVILLE	16-14	W	69,143
10/19	at Washington	17-19	L	75,227
10/26	HOUSTON	16-30	L	69,143
11/09	at Baltimore	7-21	L	70,914
11/17	PITTSBURGH	24-27	L	69,143
11/23	at Philadelphia	24-43	L	69,596
11/30	at Houston	21-45	L	71,714
12/07	NEW YORK GIANTS	7-36	L	69,143
12/14	NEW YORK JETS	11-16	L	69,143
12/18	at Jacksonville	13-21	L	61,202
12/28	INDIANAPOLIS	10-27	L	69,143

	TITANS	OPP
Total First Downs	258	357
Rushing	75	119
Passing	159	211
Penalty	24	27
3rd Down: Made/Att	59/196	94/227
3rd Down Pct.	30.1	41.4
4th Down: Made/Att	6/17	5/11
4th Down Pct.	35.3	45.5
Possession Avg.	27:31	32:29
Total Net Yards	4859	5968
Avg. Per Game	303.7	373.0
Total Plays	919	1099
Avg. Per Play	5.3	5.4
Net Yards Rushing	1447	2195
Avg. Per Game	90.4	137.2
Total Rushes	356	515
Net Yards Passing	3412	3773
Avg. Per Game	213.3	235.8
Sacked/Yards Lost	50/326	39/222
Gross Yards	3738	3995
Att./Completions	513/299	545/347
Completion Pct.	58.3	63.7
Had Intercepted	16	12
Punts/Average	89/46.3	73/46.0
Net Punting Avg.	89/40.8	73/41.2
Penalties/Yards	111/961	93/731
Fumbles/Ball Lost	23/10	7/4
Touchdowns	28	48
Rushing	6	17
Passing	20	28
Returns	2	3

BY PERIODS	1	2	3	4	OT	PTS
Team	40	94	73	47	0	254
Opponents	105	110	97	126	0	438

SCORING	TD	RU	PA	RT	PAT	FG	S	TP
Succop	0	0	0	0	27/27	19/22	0	84
Wright	6	0	6	0			0	36
Walker	4	0	4	0			0	24
Hunter	3	0	3	0			0	18
Greene	2	2	0	0			0	12
Sankey	2	2	0	0			0	12
L. Washington	2	0	2	0			0	12
N. Washington	2	0	2	0			0	12
Battle	1	1	0	0			0	6
Coffman	1	0	1	0			0	6
Hagan	1	0	1	0			0	6
Huff	1	0	0	1b			0	6
Locker	1	1	0	0			0	6
McCluster	1	0	1	0			0	6
McCourtly	1	0	0	1a			0	6
Team	28	6	20	2	27/27	19/22	1	254
Opponents	48	17	28	3	47/47	33/39	2	438

2-Pt Conversions: **TM 0-1, OPP 0-1**

FUM/Lost: Mettenberger 4/2, Locker 3/1, L. Washington 3/1, Whitehurst 3/0, Sankey 2/2, Spencer 2/0, Walker 2/0, Greene 1/1, McCluster 1/1, Schwenke 1/1, Wright 1/1

RUSHING	No	Yds	Avg	Lg	TD
Sankey	152	569	3.7	22	2
Greene	94	392	4.2	52	2
Locker	22	142	6.5	29	1
McCluster	40	131	3.3	16	0
Whitehurst	20	90	4.5	23	0
L. Washington	13	57	4.4	16	0
Wright	4	54	13.5	38	0
Battle	5	9	1.8	5	1
Mettenberger	5	4	0.8	8	0

PASSING	Att	Cmp	Pct	Yards	Yds/Att	TD	Int	Lg	Sk/Yds	Rating
Whitehurst	185	105	56.8	1,236	7.17	7	2	75t	18/103	87.4
Mettenberger	179	107	59.8	1,412	7.89	8	7	80t	18/138	83.4
Locker	146	86	58.9	993	6.80	5	7	61t	14/85	70.9
Palmer	3	1	33.3	7	2.33	0	0	7	0/0	42.4
Team	513	299	58.3	3,738	7.29	20	16	80t	50/326	81.0
Opponents	545	347	63.7	3,995	7.33	28	12	80	39/222	93.6

Palmer	1	-1	-1.0	-1	0
Team	356	1447	4.1	52	6
Opponents	515	2195	4.3	62t	17

RECEIVING	No	Yds	Avg	Lg	TD
Walker	63	890	14.1	68	4
Wright	57	715	12.5	48	6
N. Washington	40	647	16.2	80t	2
Hunter	28	498	17.8	75t	3
McCluster	26	197	7.6	25	1
L. Washington	22	159	7.2	25	2
Hagan	19	254	13.4	38t	1
Sankey	18	133	7.4	18	0
Coffman	6	64	10.7	18	1
Durham	6	54	9.0	14	0
Battle	5	28	5.6	12	0
Stevens	2	26	13.0	20	0
Thompson	2	24	12.0	13	0
Andrews	2	11	5.5	6	0
Greene	1	13	13.0	13	0
Klug	1	9	9.0	9	0
Schwenke	1	6	6.0	6	0
Whitehurst	0	10	---	10	0
Team	299	3738	12.5	80t	20
Opponents	347	3995	11.5	80	28

INTERCEPTIONS	No	Yds	Avg	Lg	TD
McCourtly	3	0	0.0	0	0
Woodyard	2	20	10.0	13	0
Griffin	2	12	6.0	12	0
Wreh-Wilson	1	34	34.0	34	0
Stafford	1	33	33.0	33	0
Huff	1	23	23.0	23t	1
Ghee	1	0	0.0	0	0
Wilson	1	0	0.0	0	0
Team	12	122	10.2	34	1
Opponents	16	214	13.4	67	1

PUNTING	No	Yds	Avg	Net	TB	In	Lg	B
Kern	88	4118	46.8	40.8	7	28	79	1
Team	89	4118	46.3	40.8	7	28	79	1
Opponents	73	3356	46.0	41.2	7	26	69	0

PUNT RETURNS	No	FC	Yds	Avg	Lg	TD
McCluster	22	14	155	7.0	48	0
L. Washington	7	4	47	6.7	10	0
Griffin	1	0	5	5.0	5	0
Team	30	18	207	6.9	48	0
Opponents	43	25	350	8.1	30	0

KICKOFF RETURNS	No	Yds	Avg	Lg	TD
L. Washington	31	738	23.8	52	0
Sankey	7	198	28.3	42	0
Andrews	5	110	22.0	27	0
Battle	2	43	21.5	22	0
Klug	2	32	16.0	20	0
Martin	1	0	0.0	0	0
Team	48	1121	23.4	52	0
Opponents	31	855	27.6	107t	1

FIELD GOALS	1-19	20-29	30-39	40-49	50+
Succop	0/0	5/5	7/7	5/8	2/2
Team	0/0	5/5	7/7	5/8	2/2
Opponents	1/1	9/9	12/12	7/11	4/6

Titans/Succop: (36G,31G,46G,47G) (47G) (40N,44N) (36G) (0) (25G,21G,42G) (36G) (35G) (0) (20G) (20G) (0) (42N) (40G, 33G,51G) (50G,23G) (31G)
OPP: (35G,48N) (48G,44G,51G,48G) (29G) (31G,30G) (38G,42G) (55B)(31G,31G,27G,22G) (30G,29G,49G) (0) (49G,23G) (36G,26G,49N,35G,30G,50G) (37G,43B) (20G,19G,36G,52G,42G) (53N,51G) (0) (23G,46N,26G)

SACKS
 Morgan 6.5, Casey 5, Griffin 3, Hill 3, Williamson 3, Woodyard 2.5, Klug 2, Phillips TM 2, Pitoitua 2, Wimbley 2, Groves 1, Huff 1, D. Jones 1, Pollard 1, Sensabaugh 1, Stafford 1, Wilson 1, Woods 1
Titans 39, Opponents 50

TACKLES (Solo-Assists-Total)
 Woodyard 66-68-134, Griffin 83-32-115, Williamson 55-52-107, Casey 58-28-86, McCourtly 77-8-85, Morgan 52-30-82, Wilson 49-16-65, Wreh-Wilson 47-10-57, Hill 30-17-47, Pitoitua 21-24-45, Sensabaugh 37-7-44, Wimbley 18-23-41, Stafford 24-9-33, Klug 21-10-31, Woods 14-17-31, Phillips 14-14-28, Martin 10-18-28, Pollard 22-4-26, Gooden 15-9-24, Groves 12-7-19, Huff 8-6-14, Jones 7-6-13, Harris 8-1-9, Moch 3-1-4, Ghee 3-0-3, Brown 1-0-1
Team Totals: 755-417-1,172

USUAL STARTING LINEUP

OFFENSE
 WR Nate Washington (85)
 TE Delanie Walker (82)
 LT Taylor Lewan (77)
 LG Andy Levitre (67)
 C Brian Schwenke (62)
 RG Chance Warmack (70)
 RT Michael Oher (72)
 TE Craig Stevens (88)/Brett Brackett (87)
 WR Kendall Wright (13)
 QB Zach Mettenberger (7)
 RB Bishop Sankey (20)

DEFENSE
 DE Ropati Pitoitua (92)
 NT Sammie Hill (94)
 DT Jurrell Casey (99)
 OLB Derrick Morgan (91)
 ILB Wesley Woodyard (59)
 ILB Avery Williamson (54)
 OLB Kameron Wimbley (95)
 CB Blidi Wreh-Wilson (25)
 SS George Wilson (21)
 FS Michael Griffin (33)
 CB Jason McCourtly (30)

SPECIALISTS
 K Ryan Succop (8)
 P Brett Kern (6)
 KR/PR Leon Washington (26)

Pro Bowl All-Pro

GM: Ruston Webster; **Head Coach:** Ken Whisenhunt
Asst. Coaches: Ray Horton (def. coord.), Jason Michael (off. coord.), Bob Bostad (off. line), Steve Brown (asst. secondary), Louie Cioffi (secondary), Sylvester Croom (RB), Nick Eason (asst. DL), Steve Hoffman (ST asst.), Shawn Jefferson (WR), Nate Kaczor (ST), Cannon Matthews (qual. ctl. coord. - def.), John McNulty (QB), Mike Mularkey (TE), Kevin Patullo (asst. WR), Arthur Smith (asst. TE), Giff Smith (DL), Lou Spanos (LB), Luke Stechel (off. asst.), Mike Sul-livan (asst. OL), Steve Watterson (strength and cond.)

AMERICAN FOOTBALL CONFERENCE STANDINGS

AFC EAST	W	L	T	Pct
New England	12	4	0	.750
Buffalo	9	7	0	.563
Miami	8	8	0	.500
New York Jets	4	12	0	.250
AFC NORTH	W	L	T	Pct
Pittsburgh	11	5	0	.688
* Cincinnati	10	5	1	.656
* Baltimore	10	6	0	.625
Cleveland	7	9	0	.438
AFC SOUTH	W	L	T	Pct
Indianapolis	11	5	0	.688
Houston	9	7	0	.563
Jacksonville	3	13	0	.188
Tennessee	2	14	0	.125
AFC WEST	W	L	T	Pct
Denver	12	4	0	.750
Kansas City	9	7	0	.563
San Diego	9	7	0	.563
Oakland	3	13	0	.188

NATIONAL FOOTBALL CONFERENCE STANDINGS

NFC EAST	W	L	T	Pct
Dallas	12	4	0	.750
Philadelphia	10	6	0	.625
New York Giants	6	10	0	.375
Washington	4	12	0	.250
NFC NORTH	W	L	T	Pct
Green Bay	12	4	0	.750
* Detroit	11	5	0	.688
Minnesota	7	9	0	.438
Chicago	5	11	0	.313
NFC SOUTH	W	L	T	Pct
Carolina	7	8	1	.469
New Orleans	7	9	0	.438
Atlanta	6	10	0	.375
Tampa Bay	2	14	0	.125
NFC WEST	W	L	T	Pct
Seattle	12	4	0	.750
* Arizona	11	5	0	.688
San Francisco	8	8	0	.500
St. Louis	6	10	0	.375

* Wild Card for Playoffs

2013 SEASON (7-9 REGULAR SEASON, 0-0 PLAYOFFS) • 2ND PLACE AFC SOUTH

DATE	OPPONENT	SCORE	W/L	ATT
09/08	at Pittsburgh	16-9	W	61,585
09/15	at Houston	24-30*	L	71,718
09/22	SAN DIEGO	20-17	W	69,143
09/29	NEW YORK JETS	38-13	W	69,143
10/06	KANSAS CITY	17-26	L	69,143
10/13	at Seattle	13-20	L	68,127
10/20	SAN FRANCISCO	17-31	L	69,143
11/03	at St. Louis	28-21	W	54,617
11/10	JACKSONVILLE	27-29	L	69,143
11/14	INDIANAPOLIS	27-30	L	69,143
11/24	at Oakland	23-19	W	46,001
12/01	at Indianapolis	14-22	L	65,502
12/08	at Denver	28-51	L	76,554
12/15	ARIZONA	34-37*	L	69,143
12/22	at Jacksonville	20-16	W	60,559
12/29	HOUSTON	16-10	W	69,143

* Overtime

	TITANS	OPP
Total First Downs	311	329
Rushing	103	108
Passing	172	191
Penalty	36	30
3rd Down: Made/Att	94/227	69/201
3rd Down Pct.	41.4	34.3
4th Down: Made/Att	11/17	7/11
4th Down Pct.	64.7	63.6
Possession Avg.	30:00	30:00
Total Net Yards	5390	5407
Avg. Per Game	336.9	337.9
Total Plays	1032	1027
Avg. Per Play	5.2	5.3
Net Yards Rushing	1894	1795
Avg. Per Game	118.4	112.2
Total Rushes	462	446
Net Yards Passing	3496	3612
Avg. Per Game	218.5	225.8
Sacked/Yards Lost	37/214	36/227
Gross Yards	3710	3839
Att./Completions	533/328	545/344
Completion Pct.	61.5	63.1
Had Intercepted	16	13
Punts/Average	79/42.9	76/45.0
Net Punting Avg.	79/39.7	76/40.0
Penalties/Yards	101/900	95/779
Fumbles/Ball Lost	27/9	24/12
Touchdowns	41	40
Rushing	16	21
Passing	22	15
Returns	3	4

BY PERIODS	1	2	3	4	OT	PTS
Team	71	77	65	149	0	362
Opponents	76	83	88	125	9	381

SCORING	TD	RU	PA	RT	PAT	FG	S	TP
Bironas	0	0	0	0	41/41	25/29	0	116
C. Johnson	10	6	4	0	0	0	0	60
Walker	6	0	6	0	0	0	0	36
Greene	4	4	0	0	0	0	0	24
Hunter	4	0	4	0	0	0	0	24
Fitzpatrick	3	3	0	0	0	0	0	18
N. Washington	3	0	3	0	0	0	0	18
Locker	2	2	0	0	0	0	0	12
Preston	2	0	2	0	0	0	0	12
Wright	2	0	2	0	0	0	0	12
Battle	1	1	0	0	0	0	0	6
Klug	1	0	0	1b	0	0	0	6
McCourty	1	0	0	1c	0	0	0	6
Thompson	1	0	1	0	0	0	0	6
Verner	1	0	0	1a	0	0	0	6
Team	41	16	22	3	41/41	25/29	0	362
Opponents	40	21	15	4	37/38	32/39	3	381

2-Pt Conversions: TM 0-0, OPP 1-1

FUM/Lost: Fitzpatrick 9/2, C. Johnson 3/2, Locker 3/1, Kern 2/0, Williams 2/1, Wright 2/0, Wylie(TM) 2/1, Bailey 1/1, Reynaud(TM) 1/1, Walker 1/0, L. Washington(LG) 1/0, L. Washington(TM) 1/0

RUSHING	No	Yds	Avg	Lg	TD
C. Johnson	279	1077	3.9	30t	6
Greene	77	295	3.8	29	4
Fitzpatrick	43	225	5.2	26	3
Locker	24	155	6.5	39	2
Battle	36	142	3.9	37	1
Kern	2	0	0.0	0	0

PASSING	Att	Cmp	Pct	Yards	Yds/Att	TD	Int	Lg	Sk/Yds	Rating
Fitzpatrick	350	217	62.0	2454	7.01	14	12	77t	21/109	82.0
Locker	183	111	60.7	1256	6.86	8	4	66t	16/105	86.7
Team	533	328	61.5	3710	6.96	22	16	77t	37/214	83.6
Opponents	545	344	63.1	3839	7.04	15	13	55	36/227	83.3

Reynaud	1	0	0.0	0	0
Team	462	1894	4.1	39	16
Opponents	446	1795	4.0	60	21

RECEIVING	No	Yds	Avg	Lg	TD
Wright	94	1079	11.5	45	2
Walker	60	571	9.5	33	6
N. Washington	58	919	15.8	77t	3
C. Johnson	42	345	8.2	66t	4
Hunter	18	354	19.7	57	4
Williams	15	178	11.9	32	0
Britt	11	96	8.7	15	0
Greene	6	39	6.5	28	0
Mooney	6	32	5.3	22	0
Preston	5	37	7.4	10t	2
Battle	4	36	9.0	24	0
Thompson	3	13	4.3	9t	1
Stevens	2	5	2.5	6	0
Shiancoe	2	2	1.0	3	0
Reynaud	1	4	4.0	4	0
Fitzpatrick	1	0	0.0	0	0
Team	328	3710	11.3	77t	22
Opponents	344	3839	11.2	55	15

INTERCEPTIONS	No	Yds	Avg	Lg	TD
Verner	5	68	13.6	34	1
Pollard	3	36	12.0	32	0
Ayers	1	5	5.0	5	0
Brown	1	3	3.0	3	0
McCarthy	1	1	1.0	1	0
Griffin	1	0	0.0	0	0
G. Wilson	1	0	0.0	0	0
Team	13	113	8.7	34	1
Opponents	16	132	8.3	35	1

PUNTING	No	Yds	Avg	Net	TB	In	Lg	B
Kern	78	3386	43.4	39.7	2	32	63	1
Team	79	3386	42.9	39.7	2	32	63	1
Opponents	76	3422	45.0	40.0	7	28	61	0

PUNT RETURNS	No	FC	Yds	Avg	Lg	TD
Reynaud	18	8	135	7.5	35	0
L. Washington	6	9	78	13.0	33	0
Williams	4	3	12	3.0	8	0
Wylie	2	0	4	2.0	4	0
Verner	1	0	11	11.0	11	0
Team	31	20	240	7.7	35	0
Opponents	35	25	210	6.0	24	0

KICKOFF RETURNS	No	Yds	Avg	Lg	TD
L. Washington LG	17	500	29.4	95	0
L. Washington TM	16	481	30.1	95	0
Reynaud	15	355	23.7	40	0
Williams	5	123	24.6	37	0
Wylie	5	94	18.8	23	0
Bailey	1	0	0.0	0	0
Battle	1	26	26.0	26	0
Verner	1	17	17.0	17	0
Team	44	1096	24.9	95	0
Opponents	45	1099	24.4	46	0

FIELD GOALS	1-19	20-29	30-39	40-49	50+
Bironas	0/0	10/10	8/9	5/7	2/3
Team	0/0	10/10	8/9	5/7	2/3
Opponents	2/2	6/6	6/8	15/18	3/5

Bironas/Titans: (26G,44G,27G) (48N,47G) (20G,43N,37G) (26G) (22G,32N) (38G,25G) (31G) (39G,37G) (25G,38G) (33G,22G,23G) () () (45G,50N,24G) (45G,52G) (42G,55G,37G) (39G) () (50N,50N,46N) (44G,38B) (45G,47G) (29G,24G, 33G,48G) (31G,29G) (44G) (44N) (32G,44G) (48G,30G, 50G) (52G,48G,24G,32N,48N,42G) (47G,48G,45G,37G, 49G) (25G,64G,19G) (25G,47G,41G) (36G) (19G)

SACKS
Casey 10.5, Morgan 6, Brown 4, Pitoitua 4, A. Johnson 3, Wimbley 3, Klug 2, Ayers 1, Fokou 1, Mi. Martin 1, Pollard 0.5
Titans 36, Opponents 37

TACKLES (Solo-Assists-Total)
Pollard 93-49-142, Brown 80-37-117, Griffin 71-35-106, Fokou 67-31-98, Pitoitua 42-49-91, Casey 49-41-90, McCourty 68-9-77, Verner 61-12-73, Ayers 44-12-56, Morgan 31-23-54, McCarthy 35-16-51, Hill 26-14-40, Sensabaugh 29-8-37, A. Johnson 19-16-35, Wilson 25-8-33, Klug 14-12-26, Wimbley 12-12-24, Martin 9-13-22, Edwards 6-4-10, Wreh-Wilson 6-3-9, Gooden 4-3-7, Campbell 3-1-4, Stafford 1-0-1
Team Totals: 795-408-1,203

USUAL STARTING LINEUP

OFFENSE
WR Nate Washington (85)
TE Craig Stevens (88)
LT Michael Roos (71)
LG Andy Levitre (67)
C Brian Schwenke (62)
RG Chance Warmack (70)
RT David Stewart (76)
TE Delanie Walker (82)
WR Kendall Wright (13)
QB Jake Locker (10)/Ryan Fitzpatrick (4)
RB Chris Johnson (28)

DEFENSE
LE Derrick Morgan (91)
DT Sammie Hill (94)
DT Jurrell Casey (99)
RE Ropati Pitoitua (92)
SLB Akeem Ayers (56)
MLB Moise Fokou (53)
WLB Zach Brown (55)
LCB Jason McCourty (30)
RCB Alterraun Verner (20)
SS Bernard Pollard (31)
FS Michael Griffin (33)

SPECIALISTS

K Rob Bironas (2)
P Brett Kern (6)
KR/PR Leon Washington (26)

Pro Bowl All-Pro

GM: Ruston Webster; **Head Coach:** Mike Munchak
Asst. Coaches: Jerry Gray (def. coord.), Dowell Loggains (off. coord.), Steve Watterson (asst. head coach/strength & cond.), Gregg Williams (senior asst./defense), Steve Brown (asst. secondary), Sylvester Croom (RB), Jonathan Gannon (def. asst./qual. ctl.), George Henshaw (TE), Steve Hoffman (ST asst.), Shawn Jefferson (WR), Nate Kaczor (ST), Bruce Matthews (OL), Brett Maxie (secondary), Keith Millard (def. asst./pass rush specialist), Chet Parlavacchio (LB), Dave Ragone (QB), Tracy Rucker (DL), Arthur Smith (OL/TE asst.)

AMERICAN FOOTBALL CONFERENCE STANDINGS

AFC EAST	W	L	T	Pct
New England	12	4	0	.750
New York Jets	8	8	0	.500
Miami	8	8	0	.500
Buffalo	6	10	0	.375
AFC NORTH	W	L	T	Pct
Cincinnati	11	5	0	.688
Pittsburgh	8	8	0	.500
Baltimore	8	8	0	.500
Cleveland	4	12	0	.250
AFC SOUTH	W	L	T	Pct
Indianapolis	11	5	0	.688
Tennessee	7	9	0	.438
Jacksonville	4	12	0	.250
Houston	2	14	0	.125
AFC WEST	W	L	T	Pct
Denver	13	3	0	.813
* Kansas City	11	5	0	.688
* San Diego	9	7	0	.563
Oakland	4	12	0	.250

NATIONAL FOOTBALL CONFERENCE STANDINGS

NFC EAST	W	L	T	Pct
Philadelphia	10	6	0	.625
Dallas	8	8	0	.500
New York Giants	7	9	0	.438
Washington	3	13	0	.188
NFC NORTH	W	L	T	Pct
Green Bay	8	7	1	.531
Chicago	8	8	0	.500
Detroit	7	9	0	.438
Minnesota	5	10	1	.344
NFC SOUTH	W	L	T	Pct
Carolina	12	4	0	.750
* New Orleans	11	5	0	.688
Atlanta	4	12	0	.250
Tampa Bay	4	12	0	.250
NFC WEST	W	L	T	Pct
Seattle	13	3	0	.813
* San Francisco	12	4	0	.750
Arizona	10	6	0	.625
St. Louis Rams	7	9	0	.438

* Wild Card for Playoffs

2012 SEASON (6-10 REGULAR SEASON, 0-0 PLAYOFFS) • 3RD PLACE AFC SOUTH

DATE	OPPONENT	SCORE	W/L	ATT
09/09	NEW ENGLAND	13-34	L	69,143
09/16	at San Diego	10-38	L	60,804
09/23	DETROIT	44-41*	W	69,143
09/30	at Houston	14-38	L	71,581
10/07	at Minnesota	7-30	L	57,652
10/11	PITTSBURGH	26-23	W	69,143
10/21	at Buffalo	35-34	W	68,836
10/28	INDIANAPOLIS	13-19*	L	69,143
11/04	CHICAGO	20-51	L	69,143
11/11	at Miami	37-3	W	60,165
11/18	BYE			
11/25	at Jacksonville	19-24	L	63,323
12/02	HOUSTON	10-24	L	69,143
12/09	at Indianapolis	23-27	L	64,688
12/17	NEW YORK JETS	14-10	W	69,143
12/23	at Green Bay	7-55	L	70,508
12/30	JACKSONVILLE	38-20	W	69,143

* Overtime

	TITANS	OPP				
Total First Downs	260	358				
Rushing	70	122				
Passing	166	210				
Penalty	24	26				
3rd Down: Made/Att	83/217	85/214				
3rd Down Pct.	38.2	39.7				
4th Down: Made/Att	5/15	6/14				
4th Down Pct.	33.3	42.9				
Possession Avg.	27:18	32:42				
Total Net Yards	5,010	5,999				
Avg. Per Game	313.1	374.9				
Total Plays	957	1,086				
Avg. Per Play	5.2	5.5				
Net Yards Rushing	1,687	2,035				
Avg. Per Game	105.4	127.2				
Total Rushes	378	483				
Net Yards Passing	3,323	3,964				
Avg. Per Game	207.7	247.8				
Sacked/Yards Lost	39/254	39/241				
Gross Yards	3,577	4,205				
Att./Completions	540/318	564/374				
Completion Pct.	58.9	66.3				
Had Intercepted	16	19				
Punts/Average	83/46.4	70/44.1				
Net Punting Avg.	83/40.4	70/36.1				
Penalties/Yards	106/847	86/717				
Fumbles/Ball Lost	21/12	15/5				
Touchdowns	36	55				
Rushing	10	16				
Passing	17	31				
Returns	9	8				
BY PERIODS	1	2	3	4	OT	PTS
Team	72	94	66	95	3	330
Opponents	155	58	116	136	6	471

SCORING	TD	RU	PA	RT	PAT	FG	S	TP
Bironas	0	0	0	0	35/35	25/31	0	110
C. Johnson	6	6	0	0			0	36
Britt	4	0	4	0			0	26
Cook	4	0	4	0			0	24
Washington	4	0	4	0			0	24
Wright	4	0	4	0			0	24
Harper	3	3	0	0			0	18
Reynaud	3	0	0	3b			0	18
Brown	2	0	0	2f			0	12
Campbell	1	0	0	1a			0	6
Locker	1	1	0	0			0	6
McCarthy	1	0	0	1d			0	6
Stevens	1	0	1	0			0	6
Verner	1	0	0	1c			0	6
Witherspoon	1	0	0	1e			0	6
Team Defense	0	0	0	0			1	2
Team	36	10	17	9	35/35	25/31	1	330
Opponents	55	16	31	8	52/52	29/31	0	471

2-Pt Conversions: Britt, TM 1-1, OPP 1-2

FUM/Lost: C. Johnson 5/4, Locker 4/4, Hasselbeck 3/1, Britt 2/1, Stevens 2/0, Brown 1/0, Cook 1/1, Reynaud 1/0, Washington 1/0, Wright 1/1

RUSHING	No	Yds	Avg	Lg	TD
C. Johnson	276	1,243	4.5	94t	6
Locker	41	291	7.1	32	1
Hasselbeck	13	38	2.9	16	0
Reynaud	16	33	2.1	11	0
Harper	19	30	1.6	13	3
Mooney	5	19	3.8	8	0

PASSING	Att	Cmp	Pct	Yards	Yds/Att	TD	Int	Lg	Sk/Yds	Rating
Locker	314	177	2,176	56.4	6.93	10	11	71t	25/151	74.0
Hasselbeck	221	138	1,367	62.4	6.19	7	5	37	14/103	81.0
Smith	5	3	34	60.0	6.80	0	0	17	0/0	80.4
Team	540	318	3,577	58.9	6.62	17	16	71t	39/254	76.9
Opponents	564	374	4,205	66.3	7.46	31	19	82t	39/241	92.7

Ringer	2	14	7.0	9	0
Babineaux	1	10	10.0	10	0
Q. Johnson	4	5	1.3	3	0
Wright	1	4	4.0	4	0
Team	378	1,687	4.5	94t	10
Opponents	483	2,035	4.2	46	16

RECEIVING	No	Yds	Avg	Lg	TD
Wright	64	626	9.8	38	4
Washington	46	746	16.2	71t	4
Britt	45	589	13.1	46	4
Cook	44	523	11.9	61t	4
C. Johnson	36	232	6.4	22	0
Williams	30	324	10.8	27	0
Stevens	23	275	12.0	46	1
Thompson	6	46	7.7	12	0
Hawkins	5	62	12.4	42	0
Preston	5	59	11.8	21	0
Q. Johnson	5	40	8.0	17	0
Reynaud	5	35	7.0	9	0
Ringer	3	12	4.0	6	0
Harper	1	8	8.0	8	0
Team	318	3,577	11.2	71t	17
Opponents	374	4,205	11.2	82t	31

INTERCEPTIONS	No	Yds	Avg	Lg	TD
Griffin	4	59	14.8	33	0
McCourty	4	29	7.3	28	0
Brown	3	156	52.0	79t	2
Verner	2	11	5.5	11	0
McCarthy	1	49	49.0	49t	1
Witherspoon	1	40	40.0	40t	1
Babineaux	1	10	10.0	10	0
Ayers	1	2	2.0	2	0
R. Johnson	1	2	2.0	2	0
Afalava	1	0	0.0	0	0
Team	19	358	18.8	79t	4
Opponents	16	260	16.3	63t	4

PUNTING	No	Yds	Avg	Net	TB	In	Lg	B
Kern	81	3,855	47.6	40.4	5	30	71	2
Team	83	3,855	46.4	40.4	5	30	71	2
Opponents	70	3,084	44.1	36.1	4	29	67	1

PUNT RETURNS	No	FC	Yds	Avg	Lg	TD
Reynaud	31	17	410	13.2	81t	2
Campbell	0	0	65	---	65t	1
Team	31	17	475	15.3	81t	3
Opponents	39	15	405	10.4	58	0

KICKOFF RETURNS	No	Yds	Avg	Lg	TD
Reynaud	53	1,240	23.4	105t	1
Hawkins	7	205	29.3	71	0
McCourty	1	14	14.0	14	0
Stevens	1	18	18.0	18	0
Witherspoon	1	6	6.0	6	0
Williams	0	6	---	6	0
Team	63	1,489	23.6	105t	1
Opponents	33	860	26.1	89t	1

FIELD GOALS	1-19	20-29	30-39	40-49	50+
Bironas	0/0	6/6	13/13	5/10	1/2
Team	0/0	6/6	13/13	5/10	1/2
Opponents	0/0	11/11	5/6	9/9	4/5

Bironas/Titans: (28G,24G) (23G) (31G,38G,41N,48N,26G) () (22G,38G,47G,40G) (39G,45N,30G) (39G) (37G,38G, 53G) (38G,42N,40G,39G,33G) (37G) (57N,40G,31G,25G) (46B) () (48G)
 OPP: (25G,31G) (26G) (47G,53G,33G,26G) (33G) (42G, 36G,26G) (29G,28G,52G,54N) (31G,42G) (20G,37B,44G) (40G,25G,22G) (40G) (41G) (50G) (53G,40G) (22G) (26G,48G) ()

SACKS
Morgan 6.5, Ayers 6, Wimbley 6, Brown 5.5, Klug 3.5, Casey 3, Mi. Martin 3, Wynn 2, Marks 1.5, Griffin 1, Witherspoon 1
Titans 39, Opponents 39

TACKLES (Solo-Assists-Total)
Ayers 79-31-110, Griffin 72-31-103, McCourty 79-14-93, Brown 70-23-93, Babineaux 66-26-92, Casey 38-42-80, Verner 66-12-78, Morgan 35-31-66, Marks 31-32-63, Witherspoon 32-16-48, McCarthy 32-13-45, Mouton 33-9-42, Mike Martin 23-17-40, Shaw 30-8-38, Wimbley 18-20-38, Sensabaugh 23-4-27, Afalava 13-10-23, Robert Johnson 10-3-13, Diles 8-5-13, Klug 8-4-12, Wynn 6-6-12, Solomon 3-6-9, Campbell 6-0-6, Dawson 3-2-5, DaJohn Harris 1-4-5, Egboh 2-0-2
Team Totals: 787-369-1,156

USUAL STARTING LINEUP
OFFENSE
WR Nate Washington (85)
TE Jared Cook (89)
LT Michael Roos (71)
LG Steve Hutchinson (73)
C Fernando Velasco (61)
RG Leroy Harris (64)/Deuce Lutui (72)
RT David Stewart (76)
TE Craig Stevens (88)
WR Kenny Britt (18)
QB Jake Locker (10)
RB Chris Johnson (28)
DEFENSE
LE Derrick Morgan (91)
DT Sen'Derrick Marks (94)
DT Jurrell Casey (99)
RE Kamerion Wimbley (95)
LLB Akeem Ayers (56)
MLB Colin McCarthy (52)/Will Witherspoon (92)
RLB Zach Brown (55)
LCB Jason McCourty (30)
RCB Alterraun Verner (20)
SS Jordan Babineaux (26)
FS Michael Griffin (33)

SPECIALISTS
K Rob Bironas (2)
P Brett Kern (6)
KR/PR Darius Reynaud (25)

Pro Bowl All-Pro

GM: Ruston Webster; **Head Coach:** Mike Munchak
Asst. Coaches: Jerry Gray (def. coord.), Chris Palmer/Dowell Loggains* (off. coord.), Steve Watterson (asst. head coach/strength & cond.), Steve Brown (asst. secondary), Frank Bush (LB), Jonathan Gannon (def. asst./qual. ctl.), Nate Kaczor (asst. off. line), Alan Lowry (ST), Bruce Matthews (OL), Brett Maxie (secondary), Keith Millard (def. asst./pass rush specialist), Chet Parlavocchio (ST asst.), Dave Ragone (WR), Tracy Rocker (DL), Jim Skipper (RB), Arthur Smith (off. asst./qual. ctl.), John Zehnelt (TE)

* Palmer was offensive coordinator for first 11 games; Loggains was quarterbacks coach/passing game for first 11 games and offensive coordinator for final five games.

AMERICAN FOOTBALL CONFERENCE STANDINGS				
AFC EAST	W	L	T	PCT.
New England	12	4	0	.750
Miami	7	9	0	.438
New York Jets	6	10	0	.375
Buffalo	6	10	0	.375
AFC NORTH	W	L	T	Pct
Baltimore	10	6	0	.625
* Cincinnati	10	6	0	.625
Pittsburgh	8	8	0	.500
Cleveland	5	11	0	.313
AFC SOUTH	W	L	T	Pct
Houston	12	4	0	.750
* Indianapolis	11	5	0	.688
Tennessee	6	10	0	.375
Jacksonville	2	14	0	.125
AFC WEST	W	L	T	Pct
Denver	13	3	0	.813
San Diego	7	9	0	.438
Oakland	4	12	0	.250
Kansas City	2	14	0	.125

NATIONAL FOOTBALL CONFERENCE STANDINGS				
NFC EAST	W	L	T	PCT.
Washington	10	6	0	.625
New York Giants	9	7	0	.563
Dallas	8	8	0	.500
Philadelphia	4	12	0	.250
NFC NORTH	W	L	T	Pct
Green Bay	11	5	0	.688
* Minnesota	10	6	0	.625
Chicago	10	6	0	.625
Detroit	4	12	0	.250
NFC SOUTH	W	L	T	Pct
Atlanta	13	3	0	.813
Carolina	7	9	0	.438
New Orleans	7	9	0	.438
Tampa Bay	7	9	0	.438
NFC WEST	W	L	T	Pct
San Francisco	11	4	1	.719
* Seattle	11	5	0	.688
St. Louis	7	8	1	.469
Arizona	5	11	0	.313

* Wild Card for Playoffs

2011 SEASON (9-7 REGULAR SEASON, 0-0 PLAYOFFS) • 2ND PLACE AFC SOUTH

DATE	OPPONENT	SCORE	W/L	ATT
09/11	at Jacksonville	14-16	L	61,619
09/18	BALTIMORE	26-13	W	69,143
09/25	DENVER	17-14	W	69,143
10/02	at Cleveland	31-13	W	66,240
10/09	at Pittsburgh	17-38	L	63,875
10/16	BYE			
10/23	HOUSTON	7-41	L	69,143
10/30	INDIANAPOLIS	27-10	W	69,143
11/06	CINCINNATI	17-24	L	69,143
11/13	at Carolina	30-3	W	72,409
11/20	at Atlanta	17-23	L	68,164
11/27	TAMPA BAY	23-17	W	69,143
12/04	at Buffalo	23-17	W	56,463
12/11	NEW ORLEANS	17-22	L	69,143
12/18	at Indianapolis	13-27	L	64,271
12/24	JACKSONVILLE	23-17	W	69,143
01/01	at Houston	23-22	W	71,512

	TITANS	OPP
Total First Downs	281	324
Rushing	71	111
Passing	185	187
Penalty	25	26
3rd Down: Made/Att	80/218	96/236
3rd Down Pct.	36.7	40.7
4th Down: Made/Att	10/14	8/20
4th Down Pct.	71.4	40.0
Possession Avg.	27:52	32:08
Total Net Yards	5361	5682
Avg. Per Game	335.1	355.1
Total Plays	984	1080
Avg. Per Play	5.4	5.3
Net Yards Rushing	1438	2053
Avg. Per Game	89.9	128.3
Total Rushes	376	461
Net Yards Passing	3923	3629
Avg. Per Game	245.2	226.8
Sacked/Yards Lost	24/190	28/180
Gross Yards	4113	3809
Att./Completions	584/353	591/369
Completion Pct.	60.4	62.4
Had Intercepted	14	11
Punts/Average	86/43.6	83/43.7
Net Punting Avg.	86/39.4	83/36.4
Penalties/Yards	104/960	99/812
Fumbles/Ball Lost	17/8	20/12
Touchdowns	34	34
Rushing	8	10
Passing	22	21
Returns	4	3

BY PERIODS	1	2	3	4	OT	PTS
Team	57	110	67	91	0	325
Opponents	64	79	74	100	0	317

SCORING	TD	RU	PA	RT	PAT	FG	S	TP
Bironas	0	0	0	0	34/34	29/32	0	121
Washington	8	1	7	0	0	0	0	48
Williams	5	0	5	0	0	0	0	30
C. Johnson	4	4	0	0	0	0	0	24
Britt	3	0	3	0	0	0	0	18
Cook	3	0	3	0	0	0	0	18
Avery	1	0	1	0	0	0	0	6
Babineaux	1	0	0	1a	0	0	0	6
Campbell	1	0	0	1d	0	0	0	6
D. Graham	1	0	1	0	0	0	0	6
Harper	1	1	0	0	0	0	0	6
L. Hawkins	1	0	1	0	0	0	0	6
Locker	1	1	0	0	0	0	0	6
Mariani	1	0	0	1c	0	0	0	6
McCourty	1	0	0	1b	0	0	0	6
Ringer	1	1	0	0	0	0	0	6
Stevens	1	0	1	0	0	0	0	6
Team	34	8	22	4	34/34	29/32	0	325
Opponents	34	10	21	3	32/32	27/28	0	317

2-Pt Conversions: Titans 0-0, Opponents 0-2

FUM/Lost: Hasselbeck 4/1, C. Johnson 3/1, Cook 2/2, Amato 1/0, Britt 1/1, Campbell 1/0, Hall 1/1, Harper 1/1, L. Hawkins 1/0, Mariani 1/0, Ringer 1/1

RUSHING	No	Yds	Avg	Lg	TD
C. Johnson	262	1047	4.0	48t	4
Ringer	59	185	3.1	25	1
Locker	8	56	7.0	17	1
Hasselbeck	20	52	2.6	21	0
Harper	17	44	2.6	12	1

PASSING	Att	Cmp	Pct	Yards	Yds/Att	TD	Int	Lg	Sk/Yds	Rating
Hasselbeck	518	319	61.6	3571	6.89	18	14	80t	19/153	82.4
Locker	66	34	51.5	542	8.21	4	0	54	5/37	99.4
Team	584	353	60.4	4113	7.04	22	14	80t	24/190	84.4
Opponents	591	369	62.4	3809	6.45	21	11	78t	28/180	85.1

Hall	6	24	4.0	12	0
Kern	1	21	21.0	21	0
Washington	2	5	2.5	3t	1
Mariani	1	4	4.0	4	0
Team	376	1438	3.8	48t	8
Opponents	461	2053	4.5	80t	10

RECEIVING	No	Yds	Avg	Lg	TD
Washington	74	1023	13.8	57	7
C. Johnson	57	418	7.3	34	0
Cook	49	759	15.5	80t	3
L. Hawkins	47	470	10.0	32	1
Williams	45	592	13.2	54	5
Ringer	28	187	6.7	18	0
Britt	17	289	17.0	80t	3
Stevens	9	166	18.4	58	1
Hall	9	46	5.1	10	0
Mariani	5	24	4.8	6	0
Harper	4	32	8.0	21	0
Avery	3	45	15.0	23	1
Q. Johnson	3	30	10.0	13	0
D. Graham	2	25	12.5	21	1
Amano	1	7	7.0	7	0
Team	353	4113	11.7	80t	22
Opponents	369	3809	10.3	78t	21

INTERCEPTIONS	No	Yds	Avg	Lg	TD
McCourty	2	52	26.0	30	0
Griffin	2	0	0.0	0	0
Babineaux	1	97	97.0	97t	1
Finnegan	1	8	8.0	8	0
Hope	1	7	7.0	7	0
Witherspoon	1	7	7.0	7	0
Ruud	1	4	4.0	4	0
Verner	1	4	4.0	4	0
McCarthy	1	0	0.0	0	0
Team	11	179	16.3	97t	1
Opponents	14	167	11.9	38t	3

PUNTING	No	Yds	Avg	Net	TB	In	Lg	B
Kern	86	3747	43.6	39.4	7	31	64	0
Team	86	3747	43.6	39.4	7	31	64	0
Opponents	83	3628	43.7	36.4	6	22	65	2

PUNT RETURNS	No	FC	Yds	Avg	Lg	TD
Mariani	46	18	490	10.7	79t	1
Campbell	1	0	0	0.0	0	0
Team	47	18	490	10.4	79t	1
Opponents	36	23	221	6.1	30	0

KICKOFF RETURNS	No	Yds	Avg	Lg	TD
Mariani	32	748	23.4	49	0
Campbell	0	84	---	84t	1
Team	32	832	26.0	100t	1
Opponents	30	680	22.7	77	0

FIELD GOALS	1-19	20-29	30-39	40-49	50+
Bironas	0/0	5/5	9/10	9/10	6/7
Team	0/0	5/5	9/10	9/10	6/7
Opponents	2/2	11/11	5/5	7/7	2/3

Bironas/Titans: (66N) (34N,25G,43G,39G,33G) (46G) (39G) (29G) (1) (51G,50G) (43G) (38G,36G,49G) (46G) (42N,31G,52G,38G) (48G,27G,44G) (43G) (53G,21G) (51G,51G,35G) (21G,43G,33G)
 OPP: (48G,21G,45G) (41G,29G) (1) (48G,51G) (19G) (32G,29G) (22G) (36G) (50N,29G) (19G,33G,24G) (43G) (27G) (25G,29G,22G) (47G,40G) (39G) (52G,37G,22G)

SACKS
 Klug 7, Ball 4, Jones 3, Casey 2.5, Morgan 2.5, Ayers 2, Witherspoon 2, Hayes 1.5, Finnegan 1, McCourty 1, S. Smith 1, Marks 0.5
 Titans 28, Opponents 24

TACKLES (Solo-Assists-Total)
 Babineaux 81-36-117, McCourty 85-22-107, Griffin 70-26-96, Finnegan 71-24-95, Ayers 66-22-88, McCarthy 61-15-76, Casey 41-33-74, Ruud 51-17-68, Witherspoon 51-11-62, Ball 29-26-55, Verner 29-21-50, Jones 24-24-48, Morgan 23-24-47, S. Smith 20-24-44, Marks 18-26-44, Hope 25-8-33, Klug 18-14-32, Hayes 14-15-29, Sheppard 7-9-16, McRath 11-3-14, Hawkins 9-2-11, A. Smith 4-0-4, Clayton 1-2-3, Shaw 2-0-2, Amato 0-0-0, Bailey 0-0-0, Campbell 0-0-0
 Team Totals: 404-811-1,215

USUAL STARTING LINEUP

OFFENSE
 WR Nate Washington (85)
 LT Michael Roos (71)
 LG Leroy Harris (64)
 C Eugene Amano (54)
 RG Jake Scott (73)
 RT David Stewart (76)
 TE Craig Stevens (88)
 WR Damian Williams (17)
 FB Ahmard Hall (45)
 QB Matt Hasselbeck (8)
 RB Chris Johnson (28)

DEFENSE
 LE Derrick Morgan (90)/Dave Ball (98)
 LT Jurrell Casey (99)
 RT Sen'Derrick Marks (94)
 RE Jason Jones (91)
 LLB Akeem Ayers (56)
 MLB Colin McCarthy (52)/Barrett Ruud (55)
 RLB Will Witherspoon (92)
 LCB Jason McCourty (30)
 RCB Cortland Finnegan (31)
 SS Jordan Babineaux (26)
 FS Michael Griffin (33)

SPECIALISTS

K Rob Bironas (2)
 P Brett Kern (6)
 KR/PR Marc Mariani (83)

Pro Bowl

All-Pro

GM: Mike Reinfeldt; **Head Coach:** Mike Munchak
Asst. Coaches: Jerry Gray (def. coord.), Chris Palmer (off. coord.), Steve Watterson (asst. head coach/strength & cond.), Frank Bush (LB), Curtis Fuller (asst. secondary) Dowell Loggains (QB/passing game), Charles London (off. asst./qual. ct.), Alan Lowry (ST), Bruce Matthews (OL), Dave McGinnis (senior asst.), Chet Parlavecchio (ST asst.), Dave Ragone (WR), Marcus Robertson (secondary), Tracy Rucker (DL), Jim Skipper (RB), Arthur Smith (def. asst./qual. ct.), Art Valero (asst. OL), John Zernheit (TE)

AMERICAN FOOTBALL CONFERENCE STANDINGS

AFC EAST	W	L	T	PCT.
New England	13	3	0	.813
New York Jets	8	8	0	.500
Miami	6	10	0	.375
Buffalo	6	10	0	.375
AFC NORTH	W	L	T	Pct
Baltimore	12	4	0	.750
* Pittsburgh	12	4	0	.750
* Cincinnati	9	7	0	.563
Cleveland	4	12	0	.250
AFC SOUTH	W	L	T	Pct
Houston	10	6	0	.625
Tennessee	9	7	0	.563
Jacksonville	5	11	0	.313
Indianapolis	2	14	0	.125
AFC WEST	W	L	T	Pct
Denver	8	8	0	.500
San Diego	8	8	0	.500
Oakland	8	8	0	.500
Kansas City	7	9	0	.438

NATIONAL FOOTBALL CONFERENCE STANDINGS

NFC EAST	W	L	T	PCT.
New York Giants	9	7	0	.563
Philadelphia	8	8	0	.500
Dallas	8	8	0	.500
Washington	5	11	0	.313
NFC NORTH	W	L	T	Pct
Green Bay	15	1	0	.938
* Detroit	10	6	0	.625
Chicago	8	8	0	.500
Minnesota	3	13	0	.188
NFC SOUTH	W	L	T	Pct
New Orleans	13	3	0	.813
* Atlanta	10	6	0	.625
Carolina	6	10	0	.375
Tampa Bay	4	12	0	.250
NFC WEST	W	L	T	Pct
San Francisco	13	3	0	.813
Arizona	8	8	0	.500
Seattle	7	9	0	.438
St. Louis	2	14	0	.125

* Wild Card for Playoffs

2010 SEASON (6-10 REGULAR SEASON, 0-0 PLAYOFFS) • 4TH PLACE AFC SOUTH

DATE	OPPONENT	SCORE	W/L	ATT
Sep. 12	OAKLAND	38-13	W	69,143
Sep. 19	PITTSBURGH	11-19	L	69,143
Sep. 26	at New York Giants	29-10	W	79,386
Oct. 3	DENVER	20-26	L	69,143
Oct. 10	at Dallas	34-27	W	90,616
Oct. 18	at Jacksonville	30-3	W	63,625
Oct. 24	PHILADELPHIA	37-19	W	69,143
Oct. 31	at San Diego	25-33	L	59,260
Nov. 7	BYE			
Nov. 14	at Miami	17-29	L	65,585
Nov. 21	WASHINGTON	16-19*	L	69,143
Nov. 28	at Houston	0-20	L	70,855
Dec. 5	JACKSONVILLE	6-17	L	69,143
Dec. 9	INDIANAPOLIS	28-30	L	69,143
Dec. 19	HOUSTON	31-17	W	69,143
Dec. 26	at Kansas City	14-34	L	65,606
Jan. 2	at Indianapolis	20-23	L	67,188

* Overtime

	TITANS	OPP
Total First Downs	252	356
Rushing	73	107
Passing	155	214
Penalty	24	35
3rd Down: Made/Att	71/204	104/242
3rd Down Pct.	34.8	43.0
4th Down: Made/Att	8/14	9/22
4th Down Pct.	57.1	40.9
Possession Avg.	25:54	34:06
Total Net Yards	4834	5883
Avg. Per Game	302.1	367.7
Total Plays	907	1139
Avg. Per Play	5.3	5.2
Net Yards Rushing	1727	1851
Avg. Per Game	107.9	115.7
Total Rushes	406	474
Net Yards Passing	3107	4032
Avg. Per Game	194.2	252.0
Sacked/Yards Lost	27/171	40/272
Gross Yards	3278	4304
Att./Completions	474/273	625/410
Completion Pct.	57.6	65.6
Had Intercepted	15	17
Punts/Average	77/42.9	61/42.9
Net Punting Avg.	77/39.1	61/34.6
Penalties/Yards	128/1040	114/1039
Fumbles/Ball Lost	22/14	25/8
Touchdowns	40	32
Rushing	13	7
Passing	24	23
Returns	3	2

BY PERIODS	1	2	3	4	OT	PTS
Team	79	92	83	102	0	356
Opponents	65	130	65	76	3	339

SCORING	TD	RU	PA	RT	PAT	FG	S	TP
Bironas	0	0	0	0	38/38	24/26	0	110
C. Johnson	12	11	1	0	0	0	0	72
Britt	9	0	9	0	0	0	0	56
Washington	6	0	6	0	0	0	0	36
Moss LG	5	0	5	0	0	0	0	30
Scaife	4	0	4	0	0	0	0	24
Mariani	2	0	0	2	0	0	0	12
Ringer	2	2	0	0	0	0	0	12
Stevens	2	0	2	0	0	0	0	12
Cook	1	0	1	0	0	0	0	6
Finnegan	1	0	0	1	0	0	0	6
Gage	1	0	1	0	0	0	0	6
Schommer	0	0	0	0	0	1	2	2
Team	40	13	24	3	38/38	24/26	2	356
Opponents	32	7	23	2	30/30	39/48	0	339

2-Pt Conversions: Britt, Titans 1-2, Opponents 0-2

FUM/Lost: Young 6/4, K. Collins 5/3, C. Johnson 3/2, Mariani 3/2, Scaife 2/1, Amano 1/0, Amato 1/1, Britt 1/1

RUSHING	No	Yds	Avg	Lg	TD
C. Johnson	316	1364	4.3	76t	11
Ringer	51	239	4.7	54	2
Young	25	125	5.0	20	0
Williams	1	5	5.0	5	0
K. Collins	10	1	0.1	4	0
Hall	1	1	1.0	1	0
Kern	1	0	0.0	0	0
Washington	1	-8	-8.0	-8	0
Team	406	1727	4.3	76t	13
Opponents	474	1851	3.9	37	7

PASSING	Att	Cmp	Pct	Yards	Yds/Att	TD	Int	Lg	Sk/Yds	Rating
K. Collins	278	160	57.6	1823	6.56	14	8	80t	13/91	82.2
Young	156	93	59.6	1255	8.04	10	3	71t	13/80	98.6
Smith	40	20	50.0	200	5.00	0	4	52	1/0	25.0
Team	474	273	57.6	3278	6.92	24	15	80t	27/171	82.6
Opponents	625	410	65.6	4304	6.89	23	17	75t	40/272	86.4

RECEIVING	No	Yds	Avg	Lg	TD
C. Johnson	44	245	5.6	25	1
Britt	42	775	18.5	80t	9
Washington	42	687	16.4	71t	6
Scaife	36	318	8.8	30	4
Cook	29	361	12.4	36	1
Moss LG	28	393	14.0	37t	5
Moss TM	6	80	13.3	26	0
Gage	20	266	13.3	30	1
Williams	16	219	13.7	39	0
Hall	15	100	6.7	19	0
Stevens	11	122	11.1	28	2
Ringer	7	44	6.3	9	0
L. Hawkins	5	61	12.2	24	0
Team	273	3278	12.0	80t	24
Opponents	410	4304	10.5	75t	23

INTERCEPTIONS	No	Yds	Avg	Lg	TD
Griffin	4	50	12.5	28	0
Verner	3	41	13.7	19	0
Finnegan	2	41	20.5	41t	1
McCourtly	2	11	5.5	11	0
Witherspoon	2	11	5.5	9	0
Hope	1	32	32.0	32	0
Tulloch	1	18	18.0	18	0
Fuller	1	0	0.0	0	0
Marks	1	-6	-6.0	-6	0
Team	17	198	11.6	41t	1
Opponents	15	120	8.0	54t	1

PUNTING	No	Yds	Avg	Net	TB	In	Lg	B
Kern	77	3302	42.9	39.1	4	24	68	0
Team	77	3302	42.9	39.1	4	24	68	0
Opponents	61	2618	42.9	34.6	9	15	68	1

PUNT RETURNS	No	FC	Yds	Avg	Lg	TD
Mariani	27	17	329	12.2	87t	1
Team	27	17	329	12.2	87t	1
Opponents	35	16	214	6.1	29	0

KICKOFF RETURNS	No	Yds	Avg	Lg	TD
Mariani	60	1530	25.5	98t	1
Hall	2	21	10.5	15	0
Cook	1	3	3.0	3	0
Gage	1	2	2.0	2	0
Team	64	1556	24.3	98t	1
Opponents	56	1389	24.8	97t	1

FIELD GOALS	1-19	20-29	30-39	40-49	50+
Bironas	0/0	6/6	8/9	8/8	2/3
Team	0/0	6/6	8/9	8/8	2/3
Opponents	1/1	10/10	15/15	11/17	2/5

Bironas/Titans: (43G) (21G) (48G,22G) (35N,55G,46G) (52G, 40G) (26G,33G,36G)(41G,38G,33G) (21G) (40G) (25G, 32G,40G) () (37G,30G) () (30G) () (26G,42G,61N) **OPP:** (34G,30G,53N) (36G,34G,25G,27G) (53N,50G,44N) (36G,36G,35G,36G)(51G,44N,26G) (33G) (25G,46G,46G,28G) (34G,36G) (23G,26G,42G)(19G,51N,40G,42G,47N,48G) (35G,33G) (26G,49B,48N) (21G,28G,47G) (37G) (35G,47N,42G) (48G,44G,43G)

SACKS
Babin 12.5, Ball 7, T. Brown 3.5, Jones 3.5, Ford 3, Witherspoon 3, Hayes 1.5, McRath 1.5, Morgan 1.5, Finnegan 1, Hope 1, Tulloch 1
Titans 40, Opponents 27

TACKLES (Solo-Assists-Total)
Tulloch 121-48-169, Griffin 99-54-153, Hope 85-48-133, Verner 76-27-103, Finnegan 76-24-100, Witherspoon 65-34-99, Babin 56-37-93, Ford 38-29-67, Jones 36-25-61, McRath 45-15-60, Ball 32-27-59, Haye 30-22-52, Marks 27-23-50, Hayes 27-22-49, McCourtly 36-9-45, Brown 18-17-35, Fuller 22-10-32, Douglas 14-16-30, Shaw 7-4-11, Morgan 6-4-10, Sheppard 4-5-9, Winborn 4-4-8, Gordon 2-2-4, Mouton 3-0-3, Allred 2-1-3
Team Totals: 931-507-1,438

USUAL STARTING LINEUP

OFFENSE
WR Nate Washington (85)
LT Michael Roos (71)
LG Leroy Harris (64)
C Eugene Amano (54)
RG Jake Scott (73)
RT David Stewart (76)
TE Craig Stevens (88)/Bo Scaife (80)
WR Justin Gage (12)/Kenny Britt (18)
FB Ahmard Hall (45)
QB Vince Young (10)/Kerry Collins (5)
RB Chris Johnson (28)

DEFENSE
LE Jason Babin (93)
LT Jason Jones (91)
RT Tony Brown (97)
RE Dave Ball (98)
LLB Gerald McRath (51)
MLB Stephen Tulloch (55)
RLB Will Witherspoon (92)
LCB Alterraun Verner (20)
RCB Cortland Finnegan (31)
SS Chris Hope (24)
FS Michael Griffin (33)

SPECIALISTS
K Rob Bironas (2)
P Brett Kern (6)
PR/PR Marc Mariani (83)

Pro Bowl
All-Pro

GM: Mike Reinfeldt; **Head Coach:** Jeff Fisher
Asst. Coaches: Mike Heimerdinger (off. coord.), Chuck Cecil (def. coord.), Craig Johnson (asst. head coach/RB), Dave McGinnis (asst. head coach/LB), Steve Watterson (asst. head coach/strength & conditioning), Marty Galbraith (ST asst.), Fred Graves (WR), Tim Hauck (asst. secondary), Dowell Loggains (QB/passing game), Alan Lowry (ST), Mike Munchak (OL), Marcus Robertson (secondary), Rayna Stewart (def. asst./qual. ctl.), Jim Washburn (DL), Richie Wessman (qual. control/off.), John Zernelt (TE)

AMERICAN FOOTBALL CONFERENCE STANDINGS

AFC EAST	W	L	T	PCT.
New England	14	2	0	.875
* New York Jets	11	5	0	.688
Miami	7	9	0	.438
Buffalo	4	12	0	.250
AFC NORTH	W	L	T	Pct
Pittsburgh	12	4	0	.750
* Baltimore	12	4	0	.750
Cleveland	5	11	0	.313
Cincinnati	4	12	0	.250
AFC SOUTH	W	L	T	Pct
Indianapolis	10	6	0	.625
Jacksonville	8	8	0	.500
Houston	6	10	0	.375
Tennessee	6	10	0	.375
AFC WEST	W	L	T	Pct
Kansas City	10	6	0	.625
San Diego	9	7	0	.563
Oakland	8	8	0	.500
Denver	4	12	0	.250

NATIONAL FOOTBALL CONFERENCE STANDINGS

NFC EAST	W	L	T	PCT.
Philadelphia	10	6	0	.625
New York Giants	10	6	0	.625
Dallas	6	10	0	.375
Washington	6	10	0	.375
NFC NORTH	W	L	T	Pct
Chicago	11	5	0	.688
* Green Bay	10	6	0	.625
Detroit	6	10	0	.375
Minnesota	6	10	0	.375
NFC SOUTH	W	L	T	Pct
Atlanta	13	3	0	.813
* New Orleans	11	5	0	.688
Tampa Bay	10	6	0	.625
Carolina	2	14	0	.125
NFC WEST	W	L	T	Pct
Seattle	7	9	0	.438
St. Louis	7	9	0	.438
San Francisco	6	10	0	.375
Arizona	5	11	0	.313

* Wild Card for Playoffs

2009 SEASON (8-8 REGULAR SEASON, 0-0 PLAYOFFS) • 3RD PLACE AFC SOUTH

DATE	OPPONENT	SCORE	W/L	ATT
Sep. 10	at Pittsburgh	10-13*	L	65,110
Sep. 20	HOUSTON	31-34	L	69,143
Sep. 27	at NY Jets	17-24	L	75,863
Oct. 4	at Jacksonville	17-37	L	49,014
Oct. 11	INDIANAPOLIS	9-31	L	69,143
Oct. 18	at New England	0-59	L	68,756
Oct. 25	BYE			
Nov. 1	JACKSONVILLE	30-13	W	69,143
Nov. 8	at San Francisco	34-27	W	69,732
Nov. 15	BUFFALO	41-17	W	69,143
Nov. 23	at Houston	20-17	W	71,153
Nov. 29	ARIZONA	20-17	W	69,143
Dec. 6	at Indianapolis	17-27	L	66,321
Dec. 13	ST. LOUIS	47-7	W	69,143
Dec. 20	MIAMI	27-24*	W	69,143
Dec. 25	SAN DIEGO	17-42	L	69,143
Jan. 3	at Seattle	17-13	W	67,002

* Overtime

	TITANS	OPP
Total First Downs	288	323
Rushing	115	89
Passing	154	210
Penalty	19	24
3rd Down: Made/Att	89/214	89/218
3rd Down Pct.	41.6	40.8
4th Down: Made/Att	12/22	12/17
4th Down Pct.	54.5	70.6
Possession Avg.	28:27	31:33
Total Net Yards	5623	5850
Avg. Per Game	351.4	365.6
Total Plays	990	1038
Avg. Per Play	5.7	5.6
Net Yards Rushing	2592	1711
Avg. Per Game	162.0	106.9
Total Rushes	499	402
Net Yards Passing	3031	4139
Avg. Per Game	189.4	258.7
Sacked/Yards Lost	15/73	32/224
Gross Yards	3104	4363
Att./Completions	476/271	604/404
Completion Pct.	56.9	66.9
Had Intercepted	15	20
Punts/Average	69/43.4	76/44.3
Net Punting Avg.	69/38.7	76/39.5
Penalties/Yards	98/821	94/724
Fumbles/Ball Lost	27/16	20/7
Touchdowns	39	48
Rushing	19	16
Passing	16	31
Returns	4	1

BY PERIODS	1	2	3	4	OT	PTS
Titans	77	103	67	104	3	354
Opponents	82	169	77	71	3	402

SCORING	TD	RU	PA	RT	PAT	FG	S	TP
Bironas	0	0	0	0	37/37	27/32	0	118
Johnson	16	14	2	0	0	0	0	98
Washington	6	0	6	0	0	0	0	36
Britt	3	0	3	0	0	0	0	18
Gage	3	0	3	0	0	0	0	18
Fuller	2	0	0	2	0	0	0	12
White	2	2	0	0	0	0	0	12
Young	2	2	0	0	0	0	0	12
Collins	1	1	0	0	0	0	0	6
Crumpler	1	0	1	0	0	0	0	6
Finnegan	1	0	0	1	0	0	0	6
Hood	1	0	0	1	0	0	0	6
Scaife	1	0	1	0	0	0	0	6
Titans	39	19	16	4	37/37	27/32	0	354
Opp.	48	16	31	1	46/47	22/27	0	402

2-Pt Conversions: Johnson, Titans 1-2, Opponents 1-1

FUM/Lost: Young 8/2, Mouton 4/2, Collins 3/2, Johnson 3/3, Hall 2/2, Britt 1/1, Crumpler 1/1, Finnegan 1/0, Pearman 1/1, Scaife 1/1, Washington 1/0, White 1/1

RUSHING	No	Yds	Avg	Lg	TD
Johnson	358	2006	5.6	91t	14
Young	55	281	5.1	44	2
White	64	222	3.5	11	2
Ringer	8	48	6.0	32	0
Collins	11	15	1.4	10t	1
Washington	2	15	7.5	14	0
Hall	1	5	5.0	5	0
Team	499	2592	5.2	91t	19
Opponents	402	1711	4.3	80t	16

PASSING	Att	Cmp	Pct	Yards	Yds/Att	TD	Int	Lg	Sk/Yds	Rating
Young	259	152	58.7	1879	7.25	10	7	66t	9/36	82.8
Collins	216	119	55.1	1225	5.67	6	8	69t	6/37	65.5
Johnson	1	0	0.0	0	0.00	0	0	---	0/0	39.6
Team	476	271	56.9	3104	6.52	16	15	69t	15/73	74.8
Opponents	604	404	66.9	4363	7.22	31	20	72t	32/224	91.2

RECEIVING	No	Yds	Avg	Lg	TD
Johnson	50	503	10.1	69t	2
Washington	47	569	12.1	35	6
Scaife	45	440	9.8	27	1
Britt	42	701	16.7	57	3
Gage	28	383	13.7	49	3
Crumpler	27	222	8.2	27	1
Hall	12	79	6.6	15	0
Cook	9	74	8.2	17	0
Hawkins	7	110	15.7	32	0
White	3	14	4.7	7	0
M. Jones	1	9	9.0	9	0
Team	271	3104	11.5	69t	16
Opponents	404	4363	10.8	72t	31

INTERCEPTIONS	No	Yds	Avg	Lg	TD
Finnegan	5	194	38.8	80	1
Hood	3	91	30.3	43	1
Fuller	3	71	23.7	45t	2
Bulluck	3	45	15.0	23	0
Hope	3	24	8.0	24	0
Harper	1	4	4.0	4	0
Griffin	1	3	3.0	3	0
McRath	1	1	1.0	1	0
Team	20	433	21.7	80	4
Opponents	15	121	8.1	26	0

PUNTING	No	Yds	Avg	Net	TB	In	Lg	B
Kern LG	64	2910	45.5	38.5	10	27	67	0
Kern TM	37	1665	45.0	41.4	4	18	67	0
Hodges TM	22	868	39.5	31.8	2	1	50	0
Hentrich	9	422	46.9	44.1	0	3	60	0
Bironas	1	40	40.0	40.0	0	0	40	0
Team	69	2995	43.4	38.7	6	22	67	0
Opponents	76	3364	44.3	39.5	7	32	64	0

PUNT RETURNS	No	FC	Yds	Avg	Lg	TD
Pearman	11	8	112	10.2	18	0
Kaesviharn	9	8	34	3.8	10	0
Mouton	6	3	37	6.2	15	0
Finnegan	4	1	14	3.5	11	0
M. Jones	3	2	23	7.7	15	0
Team	33	22	220	6.7	18	0
Opponents	29	17	208	7.2	37	0

KICKOFF RETURNS	No	Yds	Avg	Lg	TD
Britt	24	523	21.8	56	0
M. Jones	13	264	20.3	27	0
Ringer	9	181	20.1	25	0
Pearman	8	174	21.8	27	0
Griffin	6	143	23.8	31	0
Crumpler	3	20	6.7	15	0
McCourty	3	72	24.0	27	0
Hall	1	12	12.0	12	0
Mouton	1	14	14.0	14	0
Stevens	1	14	14.0	14	0
Team	69	1417	20.5	56	0
Opponents	71	1714	24.1	99t	1

FIELD GOALS	1-19	20-29	30-39	40-49	50+
Bironas	0/0	8/8	4/6	10/12	5/6
Team	0/0	8/8	4/6	10/12	5/6
Opponents	0/0	9/9	8/9	4/6	1/3

Bironas/Titans: (37N,31B,45G) (40G) (38G) (29G) (49G,43G,46G) (48G,25G,45G) (21G,28G) (38G,60N,51G) (50G,49N,53G) (52G,24G) (20G) (27G,34G,36G,50G) (24G,46G) (46G) (47N,47G)
 Opponents: (32G,33G) (38G,23G) (30G) (22G,50G,55N,33G) (23G) (39N,33G) (40G,25G) (25G) (49N,26G,49N) (41G) (43G,52N,36G) (23G,28G,45G) (35G,20G)

SACKS
 Ford 5.5, T. Brown 5, Hayes 4, J. Jones 4, Vanden Bosch 3, Hope 2, Tulloch 2, Fuller 1, Griffin 1, Kearse 1, Marks 1, Thornton 1, (group) 1, Hays 0.5
Titans 32, Opponents 15

TACKLES (Solo-Assists-Total)
 Tulloch 95-37-132, Bulluck 83-35-118, Griffin 62-46-108, Hope 70-25-95, Vanden Bosch 41-45-86, W. Hayes 51-31-82, Harper 69-8-77, Finnegan 57-19-76, Brown 36-25-61, Thornton 46-14-60, J. Haye 29-26-55, Vickerson 24-25-49, Ball 19-19-38, Ford 22-16-38, McRath 25-13-38, Fuller 25-8-33, McCourty 20-10-30, Marks 9-14-23, J. Jones 15-6-21, Hood 14-4-18, Mouton 9-8-17, Allred 6-9-15, Kaesviharn 10-3-13, Kearse 5-6-11, C. Williams 5-2-7, Amato 0-0-0, Keqlar 0-0-0, Nickey 0-0-0
Team Totals: 847-454-1,301

USUAL STARTING LINEUP	
OFFENSE	
WR	Nate Washington (85)
LT	Michael Roos (71)
LG	Eugene Amaco (54)
C	Kevin Mawae (68)
RG	Jake Scott (73)
RT	David Stewart (76)
TE	Bo Scaife (80)/Alge Crumpler (83)
WR	Justin Gage (12)
FB	Ahmad Hall (45)
QB	Vince Young (10)
RB	Chris Johnson (28)
DEFENSE	
LE	William Hayes (95)
LT	Jovan Haye (75)
RT	Tony Brown (97)
RE	Kyle Vanden Bosch (93)
LLB	David Thornton (50)
MLB	Stephen Tulloch (55)
RLB	Keith Bulluck (53)
LCB	Nick Harper (20)
RCB	Cortland Finnegan (31)
SS	Chris Hope (24)
FS	Michael Griffin (33)

SPECIALISTS	
K	Rob Bironas (2)
P	Brett Kern (6)

Pro Bowl
 All-Pro
GM: Mike Reinfeldt; **Head Coach:** Jeff Fisher
Asst. Coaches: Mike Heimerdinger (off. coord.), Chuck Cecil (def. coord.), Dave McGinnis (asst. head coach/LB), Steve Watterson (asst. head coach/strength & conditioning), Earnest Byner (RB), Marty Galbraith (ST asst.), Fred Graves (WR), Tim Hauck (asst. secondary), Craig Johnson (QB), Dowell Loggains (off. qual. ctl.), Alan Lowry (ST), Mike Munchak (OL), Marcus Robertson (secondary), Rayna Stewart (def. asst./qual.ctl.), Jim Washburn (DL), Richie Wessman (off. asst.), John Zernhelt (TE)

AMERICAN FOOTBALL CONFERENCE STANDINGS				
AFC EAST				
	W	L	T	PCT.
New England	10	6	0	.625
* N.Y. Jets	9	7	0	.563
Miami	7	9	0	.438
Buffalo	6	10	0	.375
AFC NORTH				
	W	L	T	Pct.
Cincinnati	10	6	0	.625
* Baltimore	9	7	0	.563
Pittsburgh	9	7	0	.563
Cleveland	5	11	0	.313
AFC SOUTH				
	W	L	T	PCT.
Indianapolis	14	2	0	.875
Houston	9	7	0	.563
Tennessee	8	8	0	.500
Jacksonville	7	9	0	.438
AFC WEST				
	W	L	T	PCT.
San Diego	13	3	0	.813
Denver	8	8	0	.500
Oakland	5	11	0	.313
Kansas City	4	12	0	.250

NATIONAL FOOTBALL CONFERENCE STANDINGS				
NFC EAST				
	W	L	T	PCT.
Dallas	11	5	0	.688
* Philadelphia	11	5	0	.688
N.Y. Giants	8	8	0	.500
Washington	4	12	0	.250
NFC NORTH				
	W	L	T	Pct.
Minnesota	12	4	0	.813
* Green Bay	11	5	0	.688
Chicago	7	9	0	.438
Detroit	2	14	0	.125
NFC SOUTH				
	W	L	T	PCT.
New Orleans	13	3	0	.813
Atlanta	9	7	0	.563
Carolina	8	8	0	.500
Tampa Bay	3	13	0	.188
NFC WEST				
	W	L	T	PCT.
Arizona	10	6	0	.625
San Francisco	8	8	0	.500
Seattle				

2008 SEASON (13-3 REGULAR SEASON, 0-1 PLAYOFFS) • 1ST PLACE AFC SOUTH

DATE	OPPONENT	SCORE	W/L	ATT
Sep. 7	JACKSONVILLE	17-10	W	69,143
Sep. 14	at Cincinnati	24-7	W	65,540
Sep. 21	HOUSTON	31-12	W	69,143
Sep. 28	MINNESOTA	30-17	W	69,143
Oct. 5	at Baltimore	13-10	W	71,131
Oct. 12	BYE			
Oct. 19	at Kansas City	34-10	W	74,200
Oct. 27	INDIANAPOLIS	31-21	W	69,143
Nov. 2	GREEN BAY	19-16*	W	69,143
Nov. 9	at Chicago	21-14	W	62,124
Nov. 16	at Jacksonville	24-14	W	65,258
Nov. 23	NY JETS	13-34	L	69,143
Nov. 27	at Detroit	47-10	W	60,112
Dec. 7	CLEVELAND	28-9	W	69,143
Dec. 14	at Houston	12-13	L	70,831
Dec. 21	PITTSBURGH	31-14	W	69,143
Dec. 28	at Indianapolis	0-23	L	66,721
Jan. 10	BALTIMORE	10-13	L	69,143

* Overtime

	TITANS	OPP
Total First Downs	268	276
Rushing	108	81
Passing	143	166
Penalty	17	29
3rd Down: Made/Att	78/216	79/226
3rd Down Pct.	36.1	35.0
4th Down: Made/Att	5/11	8/18
4th Down Pct.	45.5	44.4
Possession Avg.	29:09	30:51
Total Net Yards	5018	4698
Avg. Per Game	313.6	293.6
Total Plays	973	1022
Avg. Per Play	5.2	4.6
Net Yards Rushing	2199	1502
Avg. Per Game	137.4	93.9
Total Rushes	508	403
Avg. Per Play	4.3	3.7
Net Yards Passing	2819	3196
Avg. Per Game	176.2	199.8
Sacked/Yards Lost	12/83	44/262
Gross Yards	2902	3458
Att./Comp.	453/265	575/342
Completion Pct.	58.5	59.5
Had Intercepted	9	20
Punts/Average	87/42.8	87/42.3
Net Punting Avg.	36.5	36.2
Penalties/Yards	108/855	93/750
Fumbles/Ball Lost	18/8	28/11
Touchdowns	41	25
Rushing	24	12
Passing	13	12
Returns	4	1

BY PERIODS	1	2	3	4	OT	PTS
Titans	63	119	67	123	3	375
Opponents	49	87	34	64	0	234

SCORING	TD	RU	PA	RT	PAT	FG	S	TP
Bironas	0	0	0	0	40/40	29/33	0	127
White	15	15	0	0	0/0	0/0	0	90
Johnson	10	9	1	0	0/0	0/0	0	60
Gage	6	0	0	0	0/0	0/0	0	36
Hall	2	0	2	0	0/0	0/0	0	14
Scaife	2	0	2	0	0/0	0/0	0	12
Griffin	1	0	2	1	0/0	0/0	0	6
Ball	1	0	0	1	0/0	0/0	0	6
Jones	1	0	1	0	0/0	0/0	0	6
Finnegan	1	0	0	1	0/0	0/0	0	6
Bulluck	1	0	0	1	0/0	0/0	0	6
Crumpler	1	0	1	0	0/0	0/0	0	6
Titans	41	24	13	4	40/40	29/33	0	375
Opponents	25	12	12	1	24/24	20/30	0	234

2-point conversions: Hall, Titans 1-1, Opponents 0-1

FUM/LOST: Collins 5/1, Carr 2/0, McCareins 2/2, Young 2/0, Crumpler 1/0, Hall 1/1, Henrich 1/1, C. Johnson 1/1, Mawae 1/1, Scaife 1/0, White 1/1

RUSHING	No	Yds	Avg	Lg	TD
Johnson	251	1228	4.9	66t	9
White	200	773	3.9	80t	15
Ganther	9	61	6.8	22	0
Collins	25	49	2.0	17	0
Jones	2	35	17.5	28	0
Young	8	27	3.4	8	0
Hall	8	21	2.6	6	0
McCareins	2	8	4.0	4	0

PASSING	Att	Cmp	Pct	Yards	Yds/Att	TD	Int	Lg	Sk/Yds	Rating
K.Collins	415	242	58.3	2676	6.4	12	7	56t	8/60	80.2
V.Young	36	22	61.1	219	6.1	1	2	54	3/13	64.5
C.Simms	2	1	50.0	7	3.5	0	0	7	1/10	78.8
Titans	453	265	58.5	2902	6.4	13	9	56t	12/83	78.8
Opponents	575	342	59.5	3458	6.0	12	20	65	44/262	69.2

Henry	1	3	3.0	3	0
Henrich	2	-6	-3.0	0	0
Titans	508	2199	4.3	80t	24
Opponents	403	1502	3.7	61t	12

RECEIVING	No	Yds	Avg	Lg	TD
Scaife	58	561	9.7	44	2
Johnson	43	260	6.0	25	1
Jones	41	449	11.0	40	1
Gage	34	651	19.1	56t	6
McCareins	30	412	13.7	37	0
Crumpler	24	257	10.7	28	1
Hall	13	138	10.6	54	2
Hawkins	7	68	9.7	19	0
Ganther	6	43	7.2	15	0
White	5	16	3.2	7	0
Davis	2	31	15.5	21	0
Stevens	1	9	9.0	9	0
Williams	1	7	7.0	7	0
Titans	265	2902	11.0	56t	13
Opponents	342	3458	10.1	65	12

INTERCEPTIONS	No	Yds	Avg	Lg	TD
Griffin	7	172	24.6	83t	1
Finnegan	5	100	20.0	99t	1
Hope	4	53	13.3	39	0
Harper	2	11	5.5	15.0	0
Ball	1	15	15.0	15t	1
Carr	1	0	0.0	0	0
Titans	20	351	17.6	99t	3
Opponents	9	88	9.8	33	0

PUNTING	No	Yds	Avg	Net	TB	In	Lg	B
Henrich	87	3725	42.8	36.5	13	27	75	0
Titans	87	3725	42.8	36.5	13	27	75	0
Opponents	87	3676	42.3	36.2	10	28	66	1

PUNT RETURNS	No	FC	Yds	Avg	Lg	TD
Carr	32	20	323	10.1	44	0
Davis	2	1	6	3.0	9	0
Titans	34	21	329	9.7	44	0
Opponents	32	20	290	9.1	34	0

KICKOFF RETURNS	No	Yds	Avg	Lg	TD
Carr	35	984	28.1	52	0
Hawkins	7	130	18.6	23	0
Davis	4	119	29.8	33	0
Griffin	2	32	16.0	28	0
Hall	2	21	10.5	13	0
Johnson	1	17	17.0	17	0
Stevens	1	16	16.0	16	0
Titans	52	1319	25.4	52	0
Opponents	61	1524	25.0	59	0

FIELD GOALS	1-19	20-29	30-39	40-49	50+
Bironas	0-0	6-6	7-7	15-19	1-1
Titans	0-0	6-6	7-7	15-19	1-1
Opponents	0-0	9-10	6-10	4-8	1-2

Bironas/Titans: (47G) (34G) (44G) (20G, 32G, 49G) (35G, 26G) (49G, 46G) (34G, 44G, 43N, 48G) (31G, 25G, 22G, 47N, 41G) (49N) (32G) (43G, 49G) (49G, 41G, 45G, 43G) () (26G, 23G, 51G, 34G,) (42G) (48N)

Opponents: (37N,27G) (37N) (44G, 24G) (42G, 48N) (38G, 45N) (39N, 50N, 26G) () (23G, 25G, 38G) (48B) () (20G, 30G) (53G) (47G, 41G, 44N, 39G) (32G, 26N, 24G) (33N) (28G, 21G, 38G)

SACKS
Haynesworth 8.5, Ford 7, J. Jones 5, Ball 4.5, Vanden Bosch 4.5, Brown 4, Kearse 3.5, Vickerson 1.5, Finnegan 1, Griffin 1, Hayes 1, Hope 1, Tulloch 1, Bulluck 0.5
Titans 44, Opponents 12

TACKLES (Solo-Assists-Total)
Bulluck 83-37-120, Tulloch 62-36-98, Hope 71-22-93, Thornton 63-30-93, Griffin 49-32-81, Harper 70-10-80, Finnegan 61-18-79, Haynesworth 45-30-75, Brown 41-32-73, Ball 22-29-51, Jones 28-21-49, Kearse 35-13-48, Vanden Bosch 16-30-46, Ford 27-18-45, Fuller 35-8-43, Carr 24-9-33, Fowler 14-13-27, Vickerson 10-13-23, Hayes 13-8-21, King 9-1-10, Allred 7-1-8, Nickey 3-3-6, Keglal 3-2-5, Stamer 1-1-2, Amato 0-0-0, Gordon 0-0-0, Hill 0-0-0, Williams 0-0-0
Team Totals: 792-417-1209

USUAL STARTING LINEUP

OFFENSE

WR Justin McCareins (19)
LT Michael Roos (71)
LG Eugene Amano (54)
C Kevin Mawae (68)
RG Jake Scott (73)
RT David Stewart (76)
TE Alge Crumpler (83)
WR Justin Gage (12)
FB Ahmad Hall (45)
QB Kerry Collins (5)
RB Chris Johnson (28)

DEFENSE

LE Jevon Kearse (90)
LT Tony Brown (97)
RT Albert Haynesworth (92)
RE Kyle Vanden Bosch (93)
LLB David Thornton (50)
MLB Stephen Tulloch (55)
RLB Keith Bulluck (53)
LCB Nick Harper (20)
RCB Cortland Finnegan (31)
SS Chris Hope (24)
FS Michael Griffin (33)

SPECIALISTS

K Rob Bironas (2)
P Craig Henrich (15)

Pro Bowl

All-Pro

GM: Mike Reinfeldt; **Head Coach:** Jeff Fisher
Asst. Coaches: Mike Heimerdinger (off. coord.), Jim Schwartz (def. coord.), Dave McGinnis (asst. head coach/LB), Bart Andrus (off. asst.), Matt Burke (def. asst./qual. ct.), Earnest Byner (RB), Chuck Cecil (DB), Marty Galbraith (ST asst.), Fred Graves (WR), Craig Johnson (QB), Dowell Loggains (off. qual. ct.), Alan Lowry (ST), Mike Munchak (OL), Marcus Robertson (asst. secondary), Jim Washburn (DL), Steve Watterson (asst. head coach/strength & conditioning), John Zernhelt (TE)

AMERICAN FOOTBALL CONFERENCE STANDINGS

AFC EAST	W	L	T	PCT.
Miami	11	5	0	.688
New England	11	5	0	.688
N.Y. Jets	9	7	0	.563
Buffalo	7	9	0	.438
AFC NORTH	W	L	T	Pct.
Pittsburgh	12	4	0	.750
* Baltimore	11	5	0	.688
Cincinnati	4	11	0	.281
Cleveland	4	12	0	.250
AFC SOUTH	W	L	T	PCT.
Tennessee	13	3	0	.813
* Indianapolis	12	4	0	.750
Houston	8	8	0	.500
Jacksonville	5	11	0	.313
AFC WEST	W	L	T	PCT.
San Diego	8	8	0	.500
Denver	8	8	0	.500
Oakland	5	11	0	.313
Kansas City	2	14	0	.125

NATIONAL FOOTBALL CONFERENCE STANDINGS

NFC EAST	W	L	T	PCT.
N.Y. Giants	12			

2007 SEASON (10-6 REGULAR SEASON, 0-1 PLAYOFFS) • 3RD PLACE AFC SOUTH

DATE	OPPONENT	SCORE	W/L	ATT
Sep. 9	at Jacksonville	13-10	W	65,437
Sep. 16	INDIANAPOLIS	20-22	L	69,143
Sep. 24	at New Orleans	31-14	W	70,002
Sep. 30	BYE			
Oct. 7	ATLANTA	20-13	W	69,143
Oct. 14	at Tampa Bay	10-13	L	65,347
Oct. 21	at Houston	38-36	W	70,734
Oct. 28	OAKLAND	13-9	W	69,143
Nov. 4	CAROLINA	20-7	W	69,143
Nov. 11	JACKSONVILLE	13-28	L	69,143
Nov. 19	at Denver	20-34	L	76,590
Nov. 25	at Cincinnati	6-35	L	65,489
Dec. 2	HOUSTON	28-20	W	69,143
Dec. 9	SAN DIEGO	17-23*	L	69,143
Dec. 16	at Kansas City	26-17	W	74,976
Dec. 23	N.Y. JETS	10-6	W	69,143
Dec. 30	at Indianapolis	16-10	W	57,202
Jan. 6	at San Diego	6-17	L	65,640

* Overtime

	TITANS	OPP
Total First Downs	306	268
Rushing	118	80
Passing	171	165
Penalty	17	23
3rd Down: Made/Att	89/217	97/230
3rd Down Pct.	41.0	42.2
4th Down: Made/Att	2/11	8/16
4th Down Pct.	18.2	50.0
Possession Avg.	31:38	28:22
Total Net Yards	4987	4665
Avg. Per Game	311.7	291.6
Total Plays	1037	978
Avg. Per Play	4.8	4.8
Net Yards Rushing	2109	1478
Avg. Per Game	131.8	92.4
Total Rushes	543	369
Avg. Per Play	3.9	4.0
Net Yards Passing	2878	3187
Avg. Per Game	179.9	199.2
Sacked/Yards Lost	30/199	40/241
Gross Yards	3077	3428
Att./Comp.	464/288	569/349
Completion Pct.	62.1	61.3
Had Intercepted	17	22
Punts/Average	73/41.9	81/44.6
Net Punting Avg.	36.5	37.6
Penalties/Yards	101/773	90/745
Fumbles/Ball Lost	32/17	26/12
Touchdowns	28	35
Rushing	17	11
Passing	9	21
Returns	2	3

BY PERIODS	1	2	3	4	OT	PTS
Titans	59	64	98	80	0	301
Opponents	65	78	64	84	6	297

SCORING	TD	RU	PA	RT	PAT	FG	S	TP
Bironas	0	0	0	0	28/28	35/39	0	133
White	7	7	0	0	0/0	0/0	0	42
C.Brown	5	5	0	0	0/0	0/0	0	30
R.Williams	4	0	4	0	0/0	0/0	0	24
Young	3	3	0	0	0/0	0/0	0	18
Henry	2	2	0	0	0/0	0/0	0	12
Jones	2	0	2	0	0/0	0/0	0	12
Fuller	2	0	0	2	0/0	0/0	0	12
Gage	2	0	2	0	0/0	0/0	0	12
Scaife	1	0	1	0	0/0	0/0	0	6
Titans	28	17	9	2	28/28	35/39	0	301
Opponents	35	11	21	3	31/33	18/25	0	297

2-point conversions: Titans 0-0, Opponents 1-1

FUM/LOST: Young 10/3, Davis 6/3, White 5/5, Mawae 2/1, Scaife 2/2, Bell 1/1, C. Brown 1/1, Bulluck 1/0, Collins 1/1, Gage 1/0, Griffin 1/0, B. Jones 1/0, M. Williams (LG) 1/1

RUSHING	No	Yds	Avg	Lg	TD
White	303	1110	3.7	28	7
C.Brown	102	462	4.5	42	5
Young	93	395	4.2	21	3
Henry	31	119	3.8	24t	2
Jones	2	37	18.5	19	0
Davis	2	19	9.5	14	0
Hall	1	8	8.0	8	0
Barclay	1	3	3.0	3	0
Troupe	1	-1	-1.0	-1	0
Collins	3	-3	-1.0	-1	0
Hentrich	1	-8	-8.0	-8	0

PASSING	Att	Cmp	Pct	Yards	Yds/Att	TD	Int	Lg	Sk/Yds	Rating
Young	382	238	62.3	2546	6.7	9	17	73	25/157	71.1
Collins	82	50	61.0	531	6.5	0	0	46	5/42	79.9
Titans	464	268	62.1	3077	6.6	9	17	73	30/199	72.6
Opponents	569	349	61.3	3428	6.0	21	22	69t	40/241	74.5

Bell	1	-15	-15.0	-15	0
R.Williams	2	-17	-8.5	-6	0
Titans	543	2109	3.9	42	17
Opponents	369	1478	4.0	62t	11

RECEIVING	No	Yds	Avg	Lg	TD
Gage	55	750	13.6	73	2
R.Williams	55	719	13.1	48	4
Scaife	46	421	9.2	26	1
Moulds	32	342	10.7	46	0
Jones	21	248	11.8	35t	2
White	20	114	5.7	15	0
C.Brown	19	128	6.7	16	0
Hartstock	12	138	11.5	27	0
Hall	9	60	6.7	11	0
Henry	6	53	8.8	18	0
Troupe	5	47	9.4	13	0
Davis	5	38	7.6	13	0
Barclay	2	13	6.5	7	0
Ealy	1	6	6.0	6	0
Titans	288	3077	10.7	73	9
Opponents	349	3428	9.8	69t	21

INTERCEPTIONS	No	Yds	Avg	Lg	TD
Bulluck	5	63	12.6	35	0
Harper	3	62	20.7	32	0
Griffin	3	3	1.0	3	0
Fuller	2	137	68.5	76t	2
Hope	2	45	22.5	45	0
Lowry	2	18	9.0	17	0
Thornton	2	16	8.0	11	0
Finnegan	1	14	14.0	14	0
Hill	1	0	0.0	0	0
LaBoy	1	0	0.0	0	0
Titans	22	358	16.3	76t	2
Opponents	17	116	6.8	23	0

PUNTING	No	Yds	Avg	Net	TB	In	Lg	B
Hentrich	70	2939	42.0	36.5	6	24	66	0
Miller	3	121	40.3	37.0	0	1	52	0
Titans	73	3060	41.9	36.5	6	25	66	0
Opponents	81	3615	44.6	37.6	10	23	70	0

PUNT RETURNS	No	FC	Yds	Avg	Lg	TD
Davis	31	12	293	9.5	39	0
Jones	6	0	29	4.8	13	0
Barclay	3	1	34	11.3	19	0
Finnegan	2	3	11	5.5	9	0
Titans	42	16	367	8.7	39	0
Opponents	31	16	274	8.8	80t	1

KICKOFF RETURNS	No	Yds	Avg	Lg	TD
Griffin	18	422	23.4	48	0
Barclay	14	304	21.7	37	0
Henry	13	272	20.9	46	0
Davis	2	37	18.5	19	0
Troupe	2	21	10.5	12	0
Lowry	1	15	15.0	15	0
Hartsock	1	14	14.0	14	0
Cramer	1	13	13.0	13	0
Titans	52	1098	21.1	48	0
Opponents	58	1404	24.2	76	0

FIELD GOALS	1-19	20-29	30-39	40-49	50+
Bironas	0-0	10-12	12-12	9-10	4-5
Titans	0-0	10-12	12-12	9-10	4-5
Opponents	0-0	7-8	5-6	3-5	3-6

Bironas/Titans: (20G, 31G), (30G, 36G), (33G, 27N), (30G, 40G, 47N), (48G), (52G, 25G, 21G, 30G, 28G, 43G, 29G, 29G), (35G, 23G), (47G, 53G), (36G, 49G), (56G, 37G), (28G, 23G), (53N), (44G, 29N), (37G, 37G, 40G, 25G), (46G) (40G, 54G, 33G)
Opponents: (22G), (22G, 39G, 20G, 36N), (, (32G, 53N, 28G, 48N, 50N), (23G, 43G), (, (50G, 43G, 54G), (40N), (, (21G, 39G), (26N), (45G, 50G), (20G), (36G), (51N), (37G)

SACKS
Vanden Bosch 12.0, Odom 8.0, Haynesworth 6.0, LaBoy 6.0, T.Brown 4.0, Finnegan 1.0, Fuller 1.0, Nickey 1.0, Thornton 1.0
Titans 40.0, Opponents 30.0

TACKLES (Solo-Assists-Total)
Thornton 97-43-140, Vanden Bosch 65-50-115, Bulluck 75-34-109, Finnegan 84-25-109, T.Brown 46-37-83, Harper 75-5-80, Fowler 42-31-73, Haynesworth 41-28-69, Hope 39-21-60, Lowry 41-20-61, Griffin 34-15-49, Odom 24-20-44, Starks 21-18-39, Tulloch 28-8-36, Fuller 27-8-35, LaBoy 15-5-20, Hill 13-1-14, Fisher 5-4-9, Veal 4-4-8, King 5-2-7, Conover 2-2-4, Herndon 3-0-3, Vickerson 2-1-3, Gardner 1-0-1, Nickey 1-0-1, Simon 0-1-1, Amato 0-0-0, Mahelona 0-0-0, Woods 0-0-0
Team Totals: 790-383-1173

USUAL STARTING LINEUP

OFFENSE	
WR	Roydell Williams (86)
LT	Michael Roos (71)
LG	Jacob Bell (60)
C	Kevin Mawae (68)
RG	Benji Olson (75)
RT	David Stewart (76)
TE	Bo Scaife (80)
WR	Justin Gage (12)
TE	Ben Hartsock (88)
QB	Vince Young (10)
RB	LenDale White (25)

DEFENSE	
LE	Antwan Odom (98)
LT	Tony Brown (97)
RT	Albert Haynesworth (92)
RE	Kyle Vanden Bosch (93)
LLB	David Thornton (50)
MLB	Ryan Fowler (52)
RLB	Keith Bulluck (53)
LCB	Nick Harper (20)
RCB	Cortland Finnegan (31)
SS	Chris Hope (24)
FS	Michael Griffin (33)

SPECIALISTS	
K	Rob Bironas (2)
P	Craig Hentrich (15)

Pro Bowl
All-Pro

GM: Mike Reinfeldt; **Head Coach:** Jeff Fisher
Asst. Coaches: Norm Chow (off. coord.), Jim Schwartz (def. coord.), Dave McGinnis (Asst. head coach/LB), Sherman Smith (Asst. head coach/RB), Matt Burke (def. asst.), Chuck Cecil (DB), Marty Galbraith (ST asst.), Fred Graves (WR), Craig Johnson (QB), Alan Lowry (ST), Mike Munchak (OL), Marcus Robertson (Asst. Secondary), Jim Washburn (DL), Steve Watterson (strength & rehab.), John Zernhelt (TE)

AMERICAN FOOTBALL CONFERENCE STANDINGS

AFC EAST	W	L	T	PCT.
New England	16	0	0	1.000
Buffalo	7	9	0	.438
N.Y. Jets	4	12	0	.259
Miami	1	15	0	.063
AFC NORTH	W	L	T	Pct.</

2006 SEASON (8-8 REGULAR SEASON, 0-0 PLAYOFFS) • 2ND PLACE AFC SOUTH

DATE	OPPONENT	SCORE	W/L	ATT
Sep. 10	N.Y. JETS	16-23	L	69,143
Sep. 17	at San Diego	7-40	L	64,344
Sep. 24	at Miami	10-13	L	72,733
Oct. 1	DALLAS	14-45	L	69,143
Oct. 8	at Indianapolis	13-14	L	57,021
Oct. 15	at Washington	25-22	W	88,550
Oct. 22	BYE			
Oct. 29	HOUSTON	28-22	W	69,143
Nov. 5	at Jacksonville	7-37	L	66,524
Nov. 12	BALTIMORE	26-27	L	69,143
Nov. 19	at Philadelphia	31-13	W	69,232
Nov. 26	N.Y. GIANTS	24-21	W	69,143
Dec. 3	INDIANAPOLIS	20-17	W	69,143
Dec. 10	at Houston	26-20*	W	70,760
Dec. 17	JACKSONVILLE	24-17	W	69,143
Dec. 24	at Buffalo	30-29	W	54,765
Dec. 31	NEW ENGLAND	23-40	L	69,143

	TITANS	OPP
Total First Downs	261	329
Rushing	105	121
Passing	133	181
Penalty	23	27
3rd Down: Made/Att	67/205	90/221
3rd Down Pct.	32.7	40.7
4th Down: Made/Att	7/17	10/17
4th Down Pct.	41.2	58.8
Possession Avg.	27:17	32:43
Total Net Yards	4810	5915
Avg. Per Game	300.6	369.7
Total Plays	945	1062
Avg. Per Play	5.1	5.6
Net Yards Rushing	2214	2313
Avg. Per Game	138.4	144.6
Total Rushes	469	506
Avg. Per Play	4.7	4.6
Net Yards Passing	2596	3602
Avg. Per Game	162.3	225.1
Sacked/Yards Lost	29/152	26/148
Gross Yards	2748	3750
Att./Comp.	447/226	530/335
Completion Pct.	50.6	63.2
Had Intercepted	19	17
Punts/Average	88/42.7	68/42.5
Net Punting Avg.	37.3	34.4
Penalties/Yards	94/803	102/906
Fumbles/Ball Lost	29/7	19/11
Touchdowns	36	46
Rushing	15	20
Passing	13	24
Returns	8	2

BY PERIODS	1	2	3	4	OT	PTS
Titans	52	87	81	98	6	324
Opponents	84	116	85	115	0	400

SCORING	TD	RU	PA	RT	PAT	FG	S	TP
Bironas	0	0	0	0	32/32	22/28	0	98
Henry	7	7	0	0	0/0	0/0	0	44
Young	7	7	0	0	0/0	0/0	0	44
A.Jones	4	0	0	4	0/0	0/0	0	24
B.Jones	4	0	4	0	0/0	0/0	0	24
Bennett	3	0	3	0	0/0	0/0	0	20
Scaife	3	1	2	0	0/0	0/0	0	18
Troupe	2	0	2	0	0/0	0/0	0	12
Wade	2	0	2	0	0/0	0/0	0	12
T.Brown	1	0	0	1	0/0	0/0	0	6
Bulluck	1	0	0	1	0/0	0/0	0	6
Hope	1	0	0	1	0/0	0/0	0	6
Finnegan	1	0	0	1	0/0	0/0	0	6
Titans	36	15	13	8	32/32	22/28	2	324
Opponents	46	20	24	2	41/44	27/33	0	400

2-point conversions: Bennett, Henry, Young,
Titans 3-3, Opponents 1-2

RUSHING	No	Yds	Avg	Lg	TD
Henry	270	1211	4.5	70t	7
Young	83	552	6.7	39t	7
White	61	244	4.0	26	0
C.Brown	41	156	3.8	21	0
Hall	7	21	3.0	11	0
Scaife	1	13	13.0	13t	1
A.Jones	2	8	4.0	7	0
Roby	1	3	3.0	3	0

PASSING	Att	Cmp	Pct	Yards	Yds/Att	TD	Int	Lg	Sk/Yds	Rating
Young	357	184	51.5	2199	6.2	12	13	53	25/129	66.7
Collins	90	42	46.7	549	6.1	1	6	36	4/23	42.3
Titans	447	226	50.6	2748	6.1	13	19	53	29/152	61.8
Opponents	530	335	63.2	3750	7.1	24	17	68t	26/148	86.0

B.Jones	1	3	3.0	3	0
Givens	1	3	3.0	3	0
Nickey	1	0	0.0	0	0
Titans	469	2214	4.7	70t	15
Opponents	506	2313	4.6	73	20

RECEIVING	No	Yds	Avg	Lg	TD
Bennett	46	737	16.0	39	3
Wade	33	461	14.0	25	2
Scaife	29	370	12.8	34	2
B.Jones	27	384	14.2	53	4
Henry	18	78	4.3	12	0
Hall	15	138	9.2	28	0
White	14	60	4.3	13	0
Troupe	13	150	11.5	32	2
R.Williams	8	121	15.1	20	0
Givens	8	104	13.0	27	0
Hartsock	6	68	11.3	23	0
A.Jones	2	31	15.5	17	0
Roby	2	28	14.0	21	0
Cramer	2	8	4.0	6	0
C.Brown	2	4	2.0	4	0
Wallace	1	6	6.0	6	0
Titans	226	2748	12.2	53	13
Opponents	335	3750	11.2	68t	24

INTERCEPTIONS	No	Yds	Avg	Lg	TD
Hope	5	105	21.0	61t	1
A.Jones	4	130	32.5	83t	1
Thompson	3	14	4.7	11	0
Hill	2	20	10.0	11	0
Sirmon	1	13	13.0	13	0
Bulluck	1	0	0.0	0	0
Tulloch	1	0	0.0	0	0
Titans	17	282	16.6	83t	2
Opponents	19	250	13.2	55t	2

PUNTING	No	Yds	Avg	Net	TB	In	Lg	B
Henrich	88	3760	42.7	37.3	10	32	73	0
Titans	88	3760	42.7	37.3	10	32	73	0
Opponents	68	2888	42.5	34.4	4	18	61	1

PUNT RETURNS	No	FC	Yds	Avg	Lg	TD
A.Jones	34	3	440	12.9	90t	3
Wade	3	3	27	9.0	18	0
Titans	37	6	467	12.6	90t	3
Opponents	33	24	278	8.4	39	0

KICKOFF RETURNS	No	Yds	Avg	Lg	TD
Wade	50	1194	23.9	48	0
A.Jones	20	521	26.1	70	0
Scaife	4	64	16.0	18	0
Cramer	3	37	12.3	21	0
White	1	14	14.0	14	0
Hartsock	1	5	5.0	5	0
Titans	79	1835	23.2	70	0
Opponents	58	1263	21.8	52	0

FIELD GOALS	1-19	20-29	30-39	40-49	50+
Bironas	0-0	10-11	7-7	4-8	1-2
Titans	0-0	10-11	7-7	4-8	1-2
Opponents	1-1	10-11	6-10	10-10	0-1

Bironas/Titans: () () (51N, 22G) (33G, 39G) (22G, 47G) (32G, 26G, 30G) () () (21G, 41N, 43B) (36G) (48N, 49G) (25G, 60G) (41G, 33G) (44N, 27G) (42G, 20G, 30G) (25G, 23N, 27G, 27G)
Opponents: (18G, 34N, 30N) (28G, 31G, 35G, 44G) (40G, 30N, 39G) (26N, 43G) () () (27G) (47G, 21G, 39G) (27G, 40G) (42G, 38G) () (53N, 20G) (49G, 46G) (43G) (21G, 36G, 45G, 21G, 24G) (28G, 26G, 33N)

SACKS
 Vanden Bosch 6.5, LaBoy 3.5, Starks 3.0, Bulluck 2.5, Haynesworth 2.0, Finnegan 2.0, T.Brown 1.5, Mahelona 1.0, A.Jones 1.0, Bockwoldt 1.0, Odom 0.5, Smith 0.5, Sirmon 0.5, Tulloch 0.5
Titans 26.0, Opponents 29.0

TACKLES (Solo-Assists-Total)
 Bulluck 107-54-161, Hope 99-29-128, Thornton 93-29-122, Vanden Bosch 67-51-118, Sirmon 67-38-105, Thompson 58-19-77, Smith 43-33-76, P.Jones 54-13-67, Hill 41-18-59, Haynesworth 34-25-59, Finnegan 47-10-57, LaBoy 31-26-57, Starks 36-20-56, T. Brown 33-18-51, Tulloch 23-14-37, Conover 12-9-21, Mahelona 12-9-21, Fuller 11-4-15, Odom 9-6-15, Bockwoldt 4-3-7, Scott 2-3-5, Woolfolk 4-0-4, Savage 2-2-4, Amato 2-1-3, Reynolds 2-0-2, Lowry 0-1-1
Team Totals: 893-435-1328

USUAL STARTING LINEUP

OFFENSE
 WR Brandon Jones (81)
 LT Michael Roos (71)
 LG Jacob Bell (60)
 C Kevin Mawae (68)
 RG Benji Olson (75)
 RT David Stewart (76)
 TE Bo Scaife (80)
 WR Drew Bennett (83)
 FB Ahmad Hall (45)
QB Vince Young (10)
 RB Travis Henry (20)

DEFENSE
 LE Kyle Vanden Bosch (93)
 LT Robaire Smith (98)
 RT Albert Haynesworth (92)
 RE Travis LaBoy (91)
 LLB David Thornton (50)
 MLB Peter Sirmon (59)
 RLB Keith Bulluck (53)
 LCB Reynaldo Hill (21)
 RCB Pacman Jones (32)
 SS Chris Hope (24)
 FS Lamont Thompson (28)

SPECIALISTS
 K Rob Bironas (2)
 P Craig Henrich (15)

Pro Bowl
 All-Pro

GM: Floyd Reese; **Head Coach:** Jeff Fisher
Asst. Coaches: Norm Chow (off. coord.), Jim Schwartz (def. coord.), Dave McGinnis (Asst. head coach/LB), Sherman Smith (Asst. head coach/RB), Matt Burke (def. asst.), Chuck Cecil (S/nickel), Marty Galbraith (ST asst.), Craig Johnson (QB), Alan Lowry (ST), Mike Munchak (OL), Ray Sherman (WR), Jim Washburn (DL), Steve Watterson (strength & rehab.), Everett Withers (DB), John Zernhelt (TE)

AMERICAN FOOTBALL CONFERENCE STANDINGS

AFC EAST	W	L	T	PCT.
New England	12	4	0	.750
* N.Y. Jets	10	6	0	.625
Buffalo	7	9	0	.438
Miami	6	10	0	.375
AFC NORTH	W	L	T	Pct.
Baltimore	13	3	0	.812
Cincinnati	8	8	0	.500
Pittsburgh	8	8	0	.500
Cleveland	4	12	0	.250
AFC SOUTH	W	L	T	PCT.
Indianapolis	12	4	0	.750
Tennessee	8	8	0	.500
Jacksonville	8	8	0	.500
Houston	6	10	0	.375
AFC WEST	W	L	T	PCT.
San Diego	14	2	0	.875
* Kansas City	9	7	0	.562
Denver	9	7	0	.562
Oakland	2	14	0	.125

NATIONAL FOOTBALL CONFERENCE STANDINGS

NFC EAST	W	L	T	PCT.
Philadelphia	10	6	0	.625
* Dallas	9	7	0	.562
* N.Y. Giants	8	8	0	.500
Washington	5	11	0	.312
NFC NORTH	W	L	T	Pct.
Chicago	13	3	0	.812
Green Bay	8	8	0	.500
Minnesota	6	10	0	.375
Detroit	3	13	0	.188
NFC SOUTH	W	L	T	PCT.
New Orleans	10	6	0	.625
Carolina	8	8	0	.500
Atlanta	7	9	0	.438
Tampa Bay	4	12	0	.250
NFC WEST	W	L	T	PCT.
Seattle	9	7	0	.562
St. Louis	8	8	0	.500
San Francisco	7	9	0	.438
Arizona	5	11	0	.312

* Wild Card for Playoffs

2005 SEASON (4-12 REGULAR SEASON, 0-0 PLAYOFFS) • 3RD PLACE AFC SOUTH

DATE	OPPONENT	SCORE	W/L	ATT
Sep. 11	at Pittsburgh	7-34	L	62,931
Sep. 18	BALTIMORE	25-10	W	69,149
Sep. 25	at St. Louis	27-31	L	65,835
Oct. 2	INDIANAPOLIS	10-31	L	69,149
Oct. 9	at Houston	34-20	W	70,430
Oct. 16	CINCINNATI	23-31	L	69,149
Oct. 23	at Arizona	10-20	L	39,482
Oct. 30	OAKLAND	25-34	L	69,149
Nov. 6	at Cleveland	14-20	L	72,594
Nov. 13	BYE			
Nov. 20	JACKSONVILLE	28-31	L	69,149
Nov. 27	SAN FRANCISCO	33-22	W	69,149
Dec. 4	at Indianapolis	3-35	L	57,228
Dec. 11	HOUSTON	13-10	W	69,149
Dec. 18	SEATTLE	24-28	L	69,149
Dec. 24	at Miami	10-24	L	72,001
Jan. 1	at Jacksonville	13-40	L	65,485

* Overtime

	TITANS	OPP
Total First Downs	279	294
Rushing	72	89
Passing	191	180
Penalty	16	25
3rd Down: Made/Att	75/218	71/200
3rd Down Pct.	34.4	35.5
4th Down: Made/Att	9/31	7/11
4th Down Pct.	29.0	63.6
Possession Avg.	31:13	28:47
Total Net Yards	5122	5110
Avg. Per Game	320.1	319.4
Total Plays	1022	960
Avg. Per Play	5.0	5.3
Net Yards Rushing	1525	1894
Avg. Per Game	95.3	118.4
Total Rushes	397	449
Avg. Per Play	3.8	4.2
Net Yards Passing	3597	3216
Avg. Per Game	224.8	201.0
Sacked/Yards Lost	31/200	41/246
Gross Yards	3797	3462
Att./Comp.	594/358	470/296
Completion Pct.	60.3	63.0
Had Intercepted	14	9
Punts/Average	78/43.2	85/44.1
Net Punting Avg.	78/37.8	85/37.5
Penalties/Yards	125/1002	95/718
Fumbles/Ball Lost	27/12	20/11
Touchdowns	33	51
Rushing	8	12
Passing	20	33
Returns	5	6

BY PERIODS	1	2	3	4	OT	PTS
Titans	50	88	83	78	0	299
Opponents	79	132	108	102	0	421

SCORING	TD	RU	PA	RT	PAT	FG	S	TP
Bironas	0	0	0	0	30/32	23/29	0	99
Brown	7	5	2	0	0	0	0	42
Bennett	4	0	4	0	0	0	0	24
Troupe	4	0	4	0	0	0	0	24
B. Jones	2	0	2	0	0	0	0	12
Kinney	2	0	2	0	0	0	0	12
Odom	2	0	0	2	0	0	0	12
Payton	2	2	0	0	0	0	0	12
Scaife	2	0	2	0	0	0	0	12
R. Williams	2	0	2	0	0	0	0	12
Fleming	1	0	1	0	0	0	0	6
Hill	1	0	0	1	0	0	0	6
P. Jones	1	0	0	1	0	0	0	6
Kassell	1	0	0	1	0	0	0	6
McNair	1	1	0	0	0	0	0	6
Roby	1	0	1	0	0	0	0	6
Wade LG	1	0	0	1	0	0	0	6
Reynolds	0	0	0	0	0	1	2	
Titans	33	8	20	5	30/32	23/29	1	299
Opponents	51	12	33	6	48/49	21/27	0	421

2-point conversions: Titans 0-1, Opponents 2-2

RUSHING	No	Yds	Avg	Lg	TD
Brown	224	851	3.8	38t	5
Henry	88	335	3.8	29	0
McNair	32	139	4.3	19	1
Payton	33	105	3.2	15	2
Mauck	7	39	5.6	12	0
Nash	6	32	5.3	8	0

PASSING	Att	Cmp	Pct	Yards	Yds/Att	TD	Int	Lg	Sk/Yds	Rating
McNair	476	292	61.3	3161	6.64	16	11	57	20/134	82.4
Volek	88	50	56.8	474	5.39	4	2	55t	9/45	77.6
Mauck	27	15	55.6	136	5.04	0	1	17	1/8	53.9
Hentrich	2	1	50.0	26	13.0	0	0	26	0/0	95.8
Bennett	1	0	0.0	0	0.0	0	0	0	0/0	39.6
P. Jones	0	0	---	0	---	0	0	---	1/13	---
Titans	594	358	60.3	3797	6.39	20	14	57	31/200	80.3
Opponents	470	296	63.0	3462	7.37	33	9	63t	41/246	100.7

Roby	2	16	8.0	11	0
Bennett	1	3	3.0	3	0
Volek	1	3	3.0	3	0
B. Jones	1	1	1.0	1	0
Wade LG	1	1	1.0	1	0
Wade TM	1	1	1.0	1	0
Hentrich	1	0	0.0	0	0
Titans	397	1525	3.8	38t	8
Opponents	449	1894	4.2	52	12

RECEIVING	No	Yds	Avg	Lg	TD
Bennett	58	738	12.7	55t	4
Kinney	55	543	9.9	27	2
Troupe	55	530	9.6	35	4
Scaife	37	273	7.4	19	2
Brown	25	327	13.1	57	2
B. Jones	23	299	13.0	38t	2
Calico	22	191	8.7	18	0
R. Williams	21	299	14.2	50t	2
Roby	21	289	13.8	32	1
Wade LG	14	120	8.6	17	0
Wade TM	4	40	10.0	15	0
Henry	13	117	9.0	42	0
Fleming	10	69	6.9	18	1
Payton	6	30	5.0	9	0
Nash	3	14	4.7	7	0
Guenther	2	13	6.5	8	0
Nickey	1	26	26.0	26	0
Small	1	6	6.0	6	0
Roots	1	-7	-7.0	-7	0
Titans	358	3797	10.6	57	20
Opponents	296	3462	11.7	63t	33

INTERCEPTIONS	No	Yds	Avg	Lg	TD
Hill	3	88	29.3	52t	1
Bulluck	2	16	8.0	16	0
Kassell	1	21	21.0	21t	1
Woolfolk	1	3	3.0	3	0
T. Williams	1	1	1.0	1	0
Thompson	1	0	0.0	0	0
Titans	9	129	14.3	52t	2
Opponents	14	293	20.9	85t	4

PUNTING	No	Yds	Avg	Net	TB	In	Lg	B
Hentrich	78	3371	43.2	37.8	14	21	59	0
Titans	78	3371	43.2	37.8	14	21	59	0
Opponents	85	3746	44.1	37.5	7	16	74	1

PUNT RETURNS	No	FC	Yds	Avg	Lg	TD
Wade LG	33	9	317	9.6	73t	1
P. Jones	29	8	272	9.4	52t	1
Thurman TM	9	5	31	3.4	11	0
B. Jones	5	0	75	15.0	32	0
Thompson	1	0	31	31.0	31	0
Ta. Williams	1	0	9	9.0	9	0
Titans	45	13	418	9.3	52t	1
Opponents	32	20	144	4.5	15	0

KICKOFF RETURNS	No	Yds	Avg	Lg	TD
P. Jones	43	1127	26.2	85	0
Roby	22	495	22.5	59	0
Payton	2	24	12.0	24	0
Thurman TM	2	42	21.0	25	0
Fleming	1	9	9.0	9	0
Titans	70	1697	24.2	85	0
Opponents	57	1290	22.6	50	0

FIELD GOALS	1-19	20-29	30-39	40-49	50+
Bironas	0/0	10/10	6/7	5/7	2/5
Titans	0/0	10/10	6/7	5/7	2/5
Opponents	1/1	6/6	9/14	5/5	0/1

Bironas/Titans: (47N) (39G, 29G, 47G) (41G, 39G) (34G, 38N) (52G, 58N, 49G) (24G, 29G, 47G) (53G) (39G, 24G) (50N) () (35G, 41G, 21G, 22G) (51N, 24G) (46N, 23G, 21G) (38G) (24G) ()
Opponents: (44G, 27G) (30G) (46G) (20G) (32G, 38G, 43G, 47G) (52N, 21G) (33G, 24G) (22G, 32G) (37G, 19G, 39N) (31G) (34N) () (30G, 37B, 31N) (36B) (25G) (46G, 38G)

SACKS
 Vanden Bosch 12.5, LaBoy 6.5, Bulluck 5, Long 3.5, Haynesworth 3, Starks 3, Sirmion 2.5, Odom 2, Schobel 1, Thompson 1, Claus 0.5, Waddell 0.5
Titans 41, Opponents 31

TACKLES (Solo-Assists-Total)
 Bulluck 106-44-150, Vanden Bosch 55-45-100, Sirmion 56-33-89, Kassell 56-33-89, Haynesworth 52-33-85, T. Williams 65-

18-83, Thompson 63-15-78, Starks 40-38-78, LaBoy 36-28-64, P. Jones 43-10-53, Woolfolk 42-10-52, Odom 28-22-50, Long 30-19-49, Hill 40-6-46, Claus 13-17-30, Boiman 13-15-28, Waddell 13-4-17, Reynolds 9-5-14, Schobel 7-4-11, Beckham 9-1-10, Sandy 1-1-2, Spencer 1-0-1, Nickey 1-0-1, Gardner 0-0-0, Fuller 0-0-0

Team Totals: 779-401-1180

USUAL STARTING LINEUP

OFFENSE

WR	Drew Bennett (83)
LT	Brad Hopkins (72)
LG	Zach Piller (69)
C	Justin Hartwig (77)
RG	Benji Olson (75)
RT	Michael Roos (71)
TE	Erron Kinney (88)
WR	Brandon Jones (81)
FB/TE	Troy Fleming (44)/Ben Troupe (84)
QB	Steve McNair (9)
RB	Chris Brown (29)

DEFENSE

LE	Kyle Vanden Bosch (93)
LT	Randy Starks (90)
RT	Albert Haynesworth (92)
RE	Antwan Odom (98)
LLB	Peter Sirmion (59)
MLB	Brad Kassell (55)
RLB	Keith Bulluck (53)
LCB	Reynaldo Hill (21)
RCB	Pacman Jones (32)
SS	Tank Williams (25)
FS	Lamont Thompson (28)

SPECIALISTS

K	Rob Bironas (2)
P	Craig Hentrich (15)

Pro Bowl

All-Pro

GM: Floyd Reese; **Head Coach:** Jeff Fisher

Asst. Coaches: Norm Chow (off. coord.), Jim Schwartz (def. coord.), George Henshaw (asst. head coach/off.), Dave McGinnis (LB), Chuck Cecil (S/nickel), Marty Galbraith (ST asst.), Ned James (off. asst.), Craig Johnson (QB), Alan Lowry (ST), Mike Munchak (OL), Ray Sherman (WR), Sherman Smith (RB), Jim Washburn (DL), Steve Watterson (strength and conditioning), Everett Withers (DB)

AMERICAN FOOTBALL CONFERENCE STANDINGS

AFC EAST	W	L	T	PCT.
New England	10	6	0	.625
Miami	9	7	0	.562
Buffalo	5	11	0	.312
N.Y. Jets	4	12	0	.250
AFC NORTH	W	L	T	Pct.
Cincinnati	11	5	0	.688
* Pittsburgh	11	5	0	.688
Baltimore	6	10	0	.375
Cleveland	6	10	0	.375
AFC SOUTH	W	L	T	PCT.
Indianapolis	14	2	0	.875
* Jacksonville	12	4	0	.750
Tennessee	4	12	0	.250
Houston	2	14	0	.125
AFC WEST	W	L	T	PCT.
Denver	13	3	0	.812
Kansas City	10	6	0	.625
San				

2002 SEASON (11-5 REGULAR SEASON, 1-1 PLAYOFFS) • 1ST PLACE AFC SOUTH

DATE	OPPONENT	SCORE	W/L	ATT
Sep. 8	PHILADELPHIA	27-24	W	68,804
Sep. 15	at Dallas	13-21	L	62,527
Sep. 22	CLEVELAND	28-31*	L	68,804
Sep. 29	at Oakland	25-52	L	58,719
Oct. 6	WASHINGTON	14-31	L	68,804
Oct. 13	JACKSONVILLE	23-14	W	68,804
Oct. 20	BYE			
Oct. 27	at Cincinnati	30-24	W	52,822
Nov. 3	at Indianapolis	23-15	W	56,752
Nov. 10	HOUSTON	17-10	W	68,804
Nov. 17	PITTSBURGH	31-23	W	68,804
Nov. 24	at Baltimore	12-13	L	69,365
Dec. 1	at N.Y. Giants	32-29*	W	78,640
Dec. 8	INDIANAPOLIS	27-17	W	68,804
Dec. 16	NEW ENGLAND	24-7	W	68,809
Dec. 22	at Jacksonville	28-10	W	51,033
Dec. 29	at Houston	13-3	W	70,694
Jan. 11	PITTSBURGH	34-31*	W	68,809
Jan. 19	at Oakland	24-41	L	62,544

* Overtime

	TITANS	OPP
Total First Downs	312	297
Rushing	112	75
Passing	182	197
Penalty	18	25
3rd Down: Made/Att	94/216	76/202
3rd Down Pct.	43.5	37.6
4th Down: Made/Att	9/16	9/18
4th Down Pct.	56.3	50.0
Possession Avg.	32:47	27:13
Total Net Yards	5272	4964
Avg. Per Game	329.5	310.3
Total Plays	1032	974
Avg. Per Play	5.1	5.1
Net Yards Rushing	1952	1424
Avg. Per Game	122.0	89.0
Total Rushes	511	372
Avg. Per Play	3.8	3.8
Net Yards Passing	3320	3540
Avg. Per Game	207.5	221.3
Sacked/Yards Lost	21/121	40/213
Gross Yards	3441	3753
Att./Comp.	500/306	562/339
Completion Pct.	61.2	60.3
Had Intercepted	15	18
Punts/Average	66/41.3	77/41.6
Net Punting Avg.	66/33.9	77/36.2
Penalties/Yards	112/891	99/853
Fumbles/Ball Lost	20/10	22/11
Touchdowns	42	40
Rushing	16	7
Passing	22	27
Returns	4	6

BY PERIODS	1	2	3	4	OT	PTS
Titans	76	127	67	94	3	367
Opponents	72	71	68	110	3	324

SCORING	TD	RU	PA	RT	PAT	FG	S	TP
Nedney	0	0	0	0	36/36	25/31	0	111
George	14	12	2	0	0	0	0	86
Mason	5	0	5	0	0	0	0	30
K. Dyson	4	0	4	0	0	0	0	24
Simon	4	1	3	0	0	0	0	24
McNair	3	3	0	0	0	0	0	20
Bennett	2	0	2	0	0	0	0	12
McCareins	2	0	2	0	0	0	0	12
Wycheck	2	0	2	0	0	0	0	12
Bulluck	1	0	0	1	0	0	0	6
Coady	1	0	0	1	0	0	0	6
A. Dyson	1	0	0	1	0	0	0	6
Green	1	0	1	0	0	0	0	6
Meier	1	0	1	0	0	0	0	6
Simon	1	0	0	1	0	0	0	6
Titans	42	16	22	4	36/36	25/31	0	367
Opponents	40	7	27	6	36/36	14/21	0	324

2-Pt Conversions: George, McNair, Titans 2-6, Opponents 3-4

RUSHING	No	Yds	Avg	Lg	TD
George	343	1165	3.4	35	12
McNair	82	440	5.4	26	3
Holcombe	47	242	5.1	39	0
Green	21	71	3.4	12	0
McCareins	2	18	9.0	16	0
Simon	9	18	2.0	13	1
Hentrich	1	5	5.0	5	0

PASSING	Att	Cmp	Pct	Yards	Yds/Att	TD	Int	Lg	Sk/Yds	Rating
McNair	492	301	61.2	3387	6.88	22	15	55	21/121	84.0
O'Donnell	5	3	60.0	24	4.80	0	0	0	0/0	72.1
Wycheck	2	1	50.0	13	6.50	0	0	13	0/0	70.8
Hentrich	1	1	100.0	17	17.0	0	0	17	0/0	118.8
Titans	500	306	61.2	3441	6.88	22	15	55	21/121	83.9
Opponents	562	339	60.3	3753	6.68	27	18	75	40/213	82.8

Comella	1	0	0.0	0	0
O'Donnell	3	-3	-1.0	-1	0
K. Dyson	2	-4	-2.0	5	0
Titans	511	1952	3.8	39	16
Opponents	372	1424	3.8	42	7

RECEIVING	No	Yds	Avg	Lg	TD
Mason	79	1012	12.8	40	5
K. Dyson	41	460	11.2	40	4
Wycheck	40	346	8.7	19	2
George	36	255	7.1	14t	2
Bennett	33	478	14.5	53	2
McCareins	19	301	15.8	55	2
Simon	16	167	10.4	42t	3
Kinney	13	173	13.3	31	0
Holcombe	10	91	9.1	18	0
Comella	10	70	7.0	17	0
Green	7	57	8.1	21	1
Meier	1	17	17.0	17t	1
Berlin	1	14	14.0	14	0
Titans	306	3441	11.2	55	22
Opponents	339	3753	11.1	75	27

INTERCEPTIONS	No	Yds	Avg	Lg	TD
Schulters	6	56	9.3	28	0
Simon	3	88	29.3	32t	1
A. Dyson	3	27	9.0	16t	1
Rolle	2	0	0.0	0	0
Coady	1	24	24.0	24t	1
Bulluck	1	5	5.0	5	0
Williams	1	0	0.0	0	0
Mitchell	1	-2	-2.0	-2	0
Titans	18	198	11.0	32t	3
Opponents	15	179	11.9	82t	2

PUNTING	No	Yds	Avg	Net	TB	In	Lg	B
Hentrich	65	2725	41.9	33.9	5	28	56	1
Titans	66	2725	41.3	33.9	5	28	56	1
Opponents	77	3202	41.6	36.2	10	22	61	1

PUNT RETURNS	No	FC	Yds	Avg	Lg	TD
Simon	13	6	113	8.7	30	0
Mason	9	12	60	6.7	21	0
McCareins	6	4	44	7.3	16	0
Titans	28	22	217	7.8	30	0
Opponents	28	19	390	13.9	83t	3

KICKOFF RETURNS	No	Yds	Avg	Lg	TD
Simon	20	371	18.6	29	0
Berlin	13	260	20.0	32	0
McCareins	13	300	23.1	48	0
Kinney	3	41	13.7	25	0
Green	1	10	10.0	10	0
Titans	50	982	19.6	48	0
Opponents	74	1482	20.0	54	0

FIELD GOALS	1-19	20-29	30-39	40-49	50+
Nedney	0/0	9/9	10/12	5/8	1/2
Titans	0/0	9/9	10/12	5/8	1/2
Opponents	1/2	3/3	5/7	4/6	1/3

Nedney: (33G, 47G) (37G, 53G) () () () (40G, 26G, 33G, 32N) (33G, 28G, 46G) (28G, 34G, 39G) (49N, 24G) (39N, 43G) (32G, 37G, 40G, 21G) (54N, 38G) (35G, 29G) (45N, 28G) (46N) (28G, 26G)

Opponents: (30G) () (52N, 33G) (28G) (31G) () (44G) (46N) (51G) (31N, 37N) (26G, 43G) (38G, 36G, 19G) (44G, 44N) () (24G) (50N, 19N, 42G)

SACKS
Carter 10.0, C. Hall 8.0, Ford 3.5, Smith 2.5, Kearse 2.0, Schulters 2.0, Simon 2.0, Thornton 2.0, Williams 2.0, Bulluck 1.0, A. Dyson 1.0, Godfrey 1.0, Haynesworth 1.0, J. Thomas 1.0
Titans 40.0, Opponents 21.0

TACKLES (Solo-Assists-Total)
Bulluck (116-64-180), Simon (83-47-130), Schulters (75-19-94), Smith (41-32-73), Carter (42-29-71), Hall (43-27-70), Williams (55-14-69), A. Dyson (54-7-61), Haynesworth (31-24-55), Mitchell (40-11-51), Ford (24-21-45), Rolle (37-7-44), Godfrey (27-17-44), Thornton (21-23-44), Chamberlin (14-13-27), Echols (13-6-19), Thomas (11-5-16), Calmus (9-4-13), Aldridge (8-5-13), Coady (10-2-12), Kearse (6-5-11), Morris (7-2-9), Boiman (1-5-6), Beckham (1-0-1), Kassell (0-1-1)
Team Totals: 769-390-1159

USUAL STARTING LINEUP

OFFENSE

WR Derrick Mason (85)
TE/FB Erron Kinney (88)/Greg Comella (33)
LT Brad Hopkins (72)
LG Zach Piller (69)
C Gennaro DiNapoli (64)
RG Benji Olson (75)
RT Fred Miller (71)
TE Frank Wycheck (89)
WR Kevin Dyson (87)
QB Steve McNair (9)
RB Eddie George (27)

DEFENSE

LE Kevin Carter (93)
LT John Thornton (78)
RT Henry Ford (92)
RE Carlos Hall (97)
LLB Peter Sirmon (59)
MLB Randall Godfrey (56)
RLB Keith Bulluck (53)
LCB Andre Dyson (22)
RCB Samari Rolle (21)
SS Tank Williams (25)
FS Lance Schulters (31)

SPECIALISTS

K Joe Nedney (6)
P Craig Hentrich (15)

Pro Bowl

All-Pro

GM: Floyd Reese; **Head Coach:** Jeff Fisher

Asst. Coaches: Mike Heimerdinger (off. coord.), Jim Schwartz (def. coord.), George Henshaw (asst. head coach/off.), Gunther Cunningham (asst. head coach defense/LB), Chuck Cecil (def. asst.), Ned James (off. asst.), Craig Johnson (QB), Alan Lowry (ST), Mike Munchak (OL), Sherman Smith (RB), Steve Walters (WR), Jim Washburn (DL), Steve Watterson (strength & rehab.), Everett Withers (DB)

AMERICAN FOOTBALL CONFERENCE STANDINGS

AFC EAST	W	L	T	PCT.
N.Y. Jets	9	7	0	.562
New England	9	7	0	.562
Miami	9	7	0	.562
Buffalo	8	8	0	.500
AFC NORTH	W	L	T	Pct.
Pittsburgh	10	5	1	.656
* Cleveland	9	7	0	.562
Baltimore	7	9	0	.438
Cincinnati	2	14	0	.125
AFC SOUTH	W	L	T	PCT.
Tennessee	11	5	0	.688
* Indianapolis	10	6	0	.625
Jacksonville	6	10	0	.375
Houston	4	12	0	.250
AFC WEST	W	L	T	PCT.
Oakland	11	5	0	.688
Denver	9	7	0	.562
San Diego	8	8	0	.500
Kansas City	8	8	0	.500

2001 SEASON (7-9 REGULAR SEASON, 0-0 PLAYOFFS) • 3RD PLACE AFC CENTRAL (TIED)

DATE	OPPONENT	SCORE	W/L	ATT
Sep. 9	MIAMI	23-31	L	68,798
Sep. 23	at Jacksonville	6-13	L	65,994
Sep. 30	BYE			
Oct. 7	at Baltimore	7-26	L	69,494
Oct. 14	TAMPA BAY	31-28*	W	68,798
Oct. 21	at Detroit	27-24	W	76,940
Oct. 29	at Pittsburgh	7-34	L	63,763
Nov. 4	JACKSONVILLE	28-24	W	68,798
Nov. 12	BALTIMORE	10-16	L	68,798
Nov. 18	at Cincinnati	20-7	W	63,865
Nov. 25	PITTSBURGH	24-34	L	68,801
Dec. 2	at Cleveland	31-15	W	72,818
Dec. 9	at Minnesota	24-42	L	64,271
Dec.16	GREEN BAY	26-20	W	68,804
Dec. 22	at Oakland	13-10	W	61,934
Dec. 30	CLEVELAND	38-41	L	68,798
Jan. 6	CINCINNATI	21-23	L	68,798

* Overtime

	TITANS	OPP
Total First Downs	288	300
Rushing	87	79
Passing	179	192
Penalty	22	29
3rd Down: Made/Att	98/233	74/212
3rd Down Pct.	42.1	34.9
4th Down: Made/Att	2/15	7/14
4th Down Pct.	13.3	50.0
Possession Avg.	31:29	28:31
Total Net Yards	5352	5515
Avg. Per Game	334.5	344.7
Total Plays	1026	996
Avg. Per Play	5.2	5.5
Net Yards Rushing	1794	1431
Avg. Per Game	112.1	89.4
Total Rushes	468	405
Avg. Per Play	3.8	3.5
Net Yards Passing	3558	4084
Avg. Per Game	222.4	255.3
Sacked/Yards Lost	43/309	32/175
Gross Yards	3867	4259
Att./Comp.	515/307	559/328
Completion Pct.	59.6	58.7
Had Intercepted	17	13
Punts/Average	85/42.0	82/41.3
Net Punting Avg.	85/37.0	82/35.7
Penalties/Yards	119/1025	88/832
Fumbles/Ball Lost	18/11	21/11
Touchdowns	39	46
Rushing	12	17
Passing	23	27
Returns	4	2

BY PERIODS	1	2	3	4	OT	PTS
Titans	84	73	90	86	3	336
Opponents	61	127	74	126	0	388

SCORING	TD	RU	PA	RT	PAT	FG	S	TP
Nedney	0	0	0	0	34/35	20/28	0	94
Mason	10	0	9	1			0	62
K.Dyson	7	0	7	0			0	44
George	5	5	0	0			0	30
McNair	5	5	0	0			0	30
Wycheck	4	0	4	0			0	24
Green	2	1	1	0			0	12
Mitchell	2	0	0	2			0	12
Bennett	1	0	1	0			0	8
Hicks	1	1	0	0			0	6
Kinney	1	0	1	0			0	6
Myers	1	0	0	1			0	6
Fisk	0	0	0	0			1	2
Titans	38	12	23	4	34/35	20/28	1	336
Opponents	46	17	27	2	44/44	22/29	0	388

2-point conversions: Mason, K. Dyson, Bennett, Titans 3-4, Opponents 1-2

RUSHING	No	Yds	Avg	Lg	TD
George	315	939	3.0	27	5
McNair	75	414	5.5	24	5
Hicks	56	341	6.1	51	1
Green	15	71	4.7	21	1
O'Donnell	6	28	4.7	15	0
Wycheck	1	1	1.0	1	0
Titans	468	1794	3.8	51	12
Opponents	405	1431	3.5	48t	17

PASSING	Att	Cmp	Pct	Yards	Yds/Att	TD	Int	Lg	Sk/Yds	Rating
McNair	431	264	61.3	3350	7.77	21	12	71t	37/251	90.2
O'Donnell	76	42	55.3	496	6.53	2	2	35t	6/58	73.1
Volek	3	0	0.0	0	0.00	0	0	0	0/0	39.6
Green	2	0	0.0	0	0.00	0	2	0	0/0	0.0
Hentrich	2	0	0.0	0	0.00	0	1	0	0/0	0.0
Wycheck	1	1	100.0	21	21.00	0	0	21	0/0	118.8
Titans	515	307	59.6	3867	7.51	23	17	71t	43/309	84.2
Opponents	559	328	58.7	4259	7.62	27	13	78	32/175	89.1

RECEIVING	No	Yds	Avg	Lg	TD
Mason	73	1128	15.5	71t	9
Wycheck	60	672	11.2	30	4
K.Dyson	54	825	15.3	68t	7
George	37	279	7.5	25	0
Kinney	25	263	10.5	24	1
Bennett	24	329	13.7	50	1
Green	12	64	5.3	10	1
Sanders	5	74	14.8	22	0
Hicks	5	22	4.4	9	0
McCareins	3	88	29.3	36	0
Meier	3	31	10.3	18	0
Natkin	2	42	21.0	27	0
Berlin	2	28	14.0	19	0
Coleman	1	19	19.0	19	0
Ours	1	3	3.0	3	0
Titans	307	3867	12.6	71t	23
Opponents	328	4259	13.0	78	27

INTERCEPTIONS	No	Yds	Avg	Lg	TD
A. Dyson	3	36	12.0	36	0
Rolle	3	3	1.0	3	0
Bulluck	2	21	10.5	21	0
Robinson	2	13	6.5	13	0
Godfrey	1	5	5.0	5	0
Booker	1	0	0.0	0	0
Favors	1	0	0.0	0	0
Titans	13	78	6.0	36	0
Opponents	17	163	9.6	45t	2

PUNTING	No	Yds	Avg	Net	TB	In	Lg	B
Hentrich	85	3567	42.0	37.0	8	28	70	0
Titans	85	3567	42.0	37.0	8	28	70	0
Opponents	82	3388	41.3	35.7	9	25	58	1

PUNT RETURNS	No	FC	Yds	Avg	Lg	TD
Mason	20	19	128	6.4	20	0
J.Walker	14	4	125	8.9	36	0
McCareins	2	0	29	14.5	18	0
Titans	36	23	282	7.8	36	0
Opponents	36	20	264	7.3	31	0

KICKOFF RETURNS	No	Yds	Avg	Lg	TD
Mason	34	748	22.0	101t	1
Berlin	13	253	19.5	32	0
Coleman	11	251	22.8	34	0
McCareins	4	70	17.5	21	0
J. Walker	3	33	11.0	19	0
Green	2	20	10.0	12	0
Bennett	1	11	11.0	11	0
Kinney	1	13	13.0	13	0
Long	1	10	10.0	10	0
Rolle	1	3	3.0	3	0
Titans	71	1413	19.9	101t	1
Opponents	57	1418	24.9	81	0

FIELD GOALS	1-19	20-29	30-39	40-49	50+
Nedney	0/0	6/6	5/5	8/15	1/2
Titans	0/0	6/6	5/5	8/15	1/2
Opponents	0/0	4/4	15/17	2/7	1/1

Nedney: (51G) (47N, 22G, 43G) (46N) (44G, 45G, 47N, 49G) (38G, 4G, 30G, 46G) (48N) (51N, 46G) (48N, 27G) (41G, 37G) (49G) (29G) (37G) (44N, 24G) (22G, 21G) (31G) () (49G) (37G) (35G, 37N, 39G) (26G, 25G) () (40B, 23G) (48N, 42G, 27G) (38G) (31G, 33G, 30G) () (39G, 47N, 37G) () (33G, 54G) (40N, 35G, 33N, 42N) (30G, 44G) (30G, 33G, 34G)

SACKS
 Kearse 10.0, Evans 5.5, Fisk 2.5, Carter 2.0, Rolle 2.0, Smith 2.0, Favors 1.5, Morris 1.5, Bulluck 1.0, Chamberlin 1.0, Ford 1.0, Godfrey 1.0, Robinson 1.0
Titans 32.0, Opponents 43.0

TACKLES (Solo-Assists-Total)
 Godfrey (79-32-111), Robinson (58-43-101) Phenix (63-24-87), Evans (53-24-77), Fisk (38-30-68), Kearse (39-25-64), Bulluck (35-29-64), Carter (39-22-61), Favors (34-27-61), A. Dyson (52-6-58), Rolle (52-4-56), Morris (34-12-46), Ford (24-20-44), Jenkins (12-3-15), Porter (26-5-31), Bishop (22-5-27), Mitchell (22-3-25), Salave'a (6-12-18), J. Walker (8-9-17), Smith (8-8-16), Chamberlin (12-3-15), Booker (6-2-8), Myers (2-2-4), Thomas (2-1-3), Green (1-0-1)
Team Totals: 751-352-1103

USUAL STARTING LINEUP

OFFENSE
 WR Derrick Mason (85)
 TE/FB Erron Kinney (88)
 LT Brad Hopkins (72)
 LG Zach Piller (69)
C Bruce Matthews (74)
 RG Benji Olson (75)
 RT Fred Miller (71)
 TE Frank Wycheck (89)
 WR Kevin Dyson (87)
 QB Steve McNair (9)
 RB Eddie George (27)

DEFENSE
 LE Kevin Carter (93)
 LT Josh Evans (91)
 RT Jason Fisk (97)
RE Jevon Kearse (90)
 LLB Greg Favors (51)
 MLB Randall Godfrey (56)
 RLB Eddie Robinson (55)
 LCB Andre Dyson (22)
 RCB Samari Rolle (21)
 SS Aric Morris (28)
 FS Pery Phenix (35)

SPECIALISTS
 K Joe Nedney (6)
 P Craig Hentrich (15)

Pro Bowl
 All-Pro

GM: Floyd Reese; **Head Coach:** Jeff Fisher
Asst. Coaches: Mike Heimerdinger (off. coord.), Jim Schwartz (def. coord.), George Henshaw (asst. head coach/off.), Gunther Cunningham (asst. head coach defense/LB), Chuck Cecil (def. asst.), Craig Johnson (off. asst.), Alan Lowry (ST), Mike Munchak (OL), Sherman Smith (RB), Steve Walters (WR), Jim Washburn (DL), Steve Watterson (strength & rehab.), Everett Withers (DB)

AMERICAN FOOTBALL CONFERENCE STANDINGS

AFC EAST	W	L	T	PCT.
New England	11	5	0	.688
* Miami	11	5	0	.688
* N.Y. Jets	10	6	0	.625
Indianapolis	6	10	0	.375
Buffalo	3	13	0	.188

AFC CENTRAL	W	L	T	Pct.
Pittsburgh	13	3	0	.812
* Baltimore	10	6	0	.625
Cleveland	7	9	0	.438
Tennessee	7	9	0	.438
Jacksonville	6	10	0	.375
Cincinnati	6	10	0	.375

AFC WEST	W	L	T	Pct.
Oakland	10	6	0	.625
Seattle	9	7	0	.562
Denver	8	8	0	.500
Kansas City	6	10	0	.375
San Diego	5	11	0	.312

NATIONAL FOOTBALL CONFERENCE STANDINGS

NFC EAST	W	L	T	PCT.
Philadelphia	11	5	0	.688
Washington	8	8	0	.500
N.Y. Giants	7	9	0	.438
Arizona	7	9	0	.438
Dallas	5	11	0	.312

NFC CENTRAL	W</
-------------	-----

1999 SEASON (13-3 REGULAR SEASON, 3-1 PLAYOFFS) • 2ND PLACE AFC CENTRAL

DATE	OPPONENT	SCORE	W/L	ATT
Sep. 12	CINCINNATI	36-35	W	65,272
Sep. 19	CLEVELAND	26-9	W	65,904
Sep. 26	at Jacksonville	20-19	W	61,502
Oct. 3	at San Francisco	22-24	L	67,447
Oct. 10	BALTIMORE	14-11	W	65,486
Oct. 17	at New Orleans	24-21	W	51,875
Oct. 24	BYE			
Oct. 31	ST. LOUIS	24-21	W	66,415
Nov. 7	at Miami	0-17	L	74,109
Nov. 14	at Cincinnati	24-14	W	46,017
Nov. 21	PITTSBURGH	16-10	W	66,619
Nov. 28	at Cleveland	33-21	W	72,008
Dec. 5	at Baltimore	14-41	L	67,854
Dec. 9	OAKLAND	21-14	W	66,357
Dec. 19	ATLANTA	30-17	W	66,196
Dec. 26	JACKSONVILLE	41-14	W	66,641
Jan. 2	at Pittsburgh	47-36	W	48,025
Jan. 8	BUFFALO	22-16	W	66,782
Jan. 16	at Indianapolis	19-16	W	57,097
Jan. 23	at Jacksonville	33-14	W	75,206
Jan. 30	ST. LOUIS	16-23	L	72,625

* Overtime

	TITANS	OPP
Total First Downs	294	300
Rushing	109	81
Passing	167	193
Penalty	18	26
3rd Down: Made/Att	83/217	70/200
3rd Down Pct.	38.2	35.0
4th Down: Made/Att	7/12	4/14
4th Down Pct.	58.3	28.6
Possession Avg.	31:30	28:30
Total Net Yards	5296	5245
Avg. Per Game	331.0	327.8
Total Plays	1011	994
Avg. Per Play	5.2	5.3
Net Yards Rushing	1811	1550
Avg. Per Game	113.2	96.9
Total Rushes	459	383
Net Yards Passing	3485	3695
Avg. Per Game	217.8	230.9
Sacked/Yards Lost	25/137	54/305
Gross Yards	3622	4000
Att./Comp.	527/304	557/312
Completion Pct.	57.7	56.0
Had Intercepted	13	16
Punts/Average	90/42.5	80/42.9
Net Punting Avg.	90/38.1	80/37.2
Penalties/Yards	114/1069	128/1010
Fumbles/Ball Lost	17/9	39/24
Touchdowns	46	39
Rushing	19	8
Passing	23	26
Returns	4	5

BY PERIODS	1	2	3	4	OT	PTS
Titans	113	97	85	97	0	392
Opponents	44	93	103	84	0	324

SCORING	TD	RU	PA	RT	PAT	FG	S	TP
Del Greco	0	0	0	0	43/43	21/25	0	106
E. George	13	9	4	0	0	0	0	78
McNair	8	8	0	0	0	0	0	48
Dyson	4	0	4	0	0	0	0	24
Thigpen	4	0	4	0	0	0	0	24
Neal	3	1	2	0	0	0	0	18
Roan	3	0	3	0	0	0	0	18
Byrd	2	0	2	0	0	0	0	12
Wycheck	2	0	2	0	0	0	0	12
Harris	1	0	1	0	0	0	0	8
Kearse	1	0	0	1	0	0	0	6
Mason	1	0	0	1	0	0	0	6
Mitchell	1	0	0	1	0	0	0	6
Sanders	1	0	1	0	0	0	0	6
Thomas	1	1	0	0	0	0	0	6
Walker	1	0	0	1	0	0	0	6
Thornton	0	0	0	0	1	2	2	2
Titans	46	19	23	4	43/43	21/25	4	392
Opponents	39	8	26	5	33/33	15/22	2	324

2-point conversions: Harris, Titans 1-3, Opponents 4-6

RUSHING	No	Yds	Avg	Lg	TD
E. George	320	1304	4.1	40	9
McNair	72	337	4.7	38	8
Thomas	43	164	3.8	22	1
Dyson	1	3	3.0	3	0
Hentrich	2	1	0.5	1	0

PASSING	Att	Cmp	Pct	Yards	Yds/Att	TD	Int	Lg	Sk/Yds	Rating
McNair	331	187	56.5	2179	6.58	12	8	65t	16/74	78.6
O'Donnell	195	116	59.5	1382	7.09	10	5	54t	9/63	87.6
Wycheck	1	1	100.0	61	61.00	1	0	61t	0/0	158.3
Titans	527	304	57.7	3622	6.87	23	13	65t	25/137	83.1
Opponents	557	312	56.0	4000	7.18	26	16	78t	54/305	82.3

Neal	2	1	0.5	1t	1
O'Donnell	19	1	0.1	4	0
Titans	459	1811	3.9	40	19
Opponents	383	1550	4.0	72	8

RECEIVING	No	Yds	Avg	Lg	TD
Wycheck	69	641	9.3	35	2
Dyson	54	658	12.2	47t	4
E. George	47	458	9.7	54t	4
Thigpen	38	648	17.1	35	4
Harris	26	297	11.4	62t	1
Sanders	20	336	16.8	48t	1
Byrd	14	261	18.6	65t	2
Roan	9	93	10.3	24t	3
Thomas	9	72	8.0	26	0
Mason	8	89	11.1	31	0
Neal	7	27	3.9	8	2
Kent	3	42	14.0	25	0
Titans	304	3622	11.9	65t	23
Opponents	312	4000	12.8	78t	26

INTERCEPTIONS	No	Yds	Avg	Lg	TD
Rolle	4	65	16.3	30	0
Sidney	3	12	4.0	7	0
Holmes	2	17	8.5	19	0
Dorsett	1	43	43.0	43	0
Mitchell	1	42	42.0	42t	1
Bowden	1	29	29.0	29	0
Walker	1	27	27.0	27	0
Fisk	1	17	17.0	17	0
Robertson	1	3	3.0	3	0
Jackson	1	2	2.0	2	0
Titans	16	257	16.1	43	1
Opponents	13	227	17.5	47t	2

PUNTING	No	Yds	Avg	Net	TB	In	Lg	B
Hentrich	90	3824	42.5	38.1	3	35	78	0
Titans	90	3824	42.5	38.1	3	35	78	0
Opponents	80	3435	42.9	37.2	5	25	72	2

PUNT RETURNS	No	FC	Yds	Avg	Lg	TD
Mason	26	15	225	8.7	65t	1
Preston TM	8	2	59	7.4	12	0
Byrd	2	0	8	4.0	8	0
S. George	1	0	18	18.0	18	0
Rolle	1	0	23	23.0	23	0
Sidney	1	0	4	4.0	4	0
Thigpen	1	0	21	21.0	21	0
Titans	40	17	358	9.0	65t	1
Opponents	45	22	335	7.4	32	0

KICKOFF RETURNS	No	Yds	Avg	Lg	TD
Mason	41	805	19.6	41	0
Preston TM	5	119	23.8	29	0
S. George	4	63	15.8	22	0
Byrd	2	16	8.0	9	0
Kent	2	24	12.0	13	0
Neal	2	15	7.5	14	0
Titans	56	1042	18.6	41	0
Opponents	76	1596	21.0	99t	2

FIELD GOALS	1-19	20-29	30-39	40-49	50+
Del Greco	1/1	8/8	7/9	4/6	1/1
Titans	1/1	8/8	7/9	4/6	1/1
Opponents	0/0	4/4	4/7	6/9	1/2

Del Greco: (50G, 33G) (35G,44N) (44G, 48G) (21G, 22G,28G) () (42N,19G) (27G) (33N) (26G) () (27G,31G, 37N) (39G,33G) () (38G,27G,43N) (30G,20G) (42G)
Opponents: (33G,38G) (41G) (42G) (39G) (44G,46G,50G) (24G,42G) (54N,38N) (43N,46G) (32N) (44N,24G) () (21G,27G) (32N,45N) (32G) () ()

SACKS
 Kearse 14.5, Robinson 6.0, Ford 5.5, Thornton 4.5, Fisk 4.0, Holmes 4.0, Bowden 3.5, Evans 3.5, Rolle 3.0, Bishop 2.5, Jones 1.0, Frederick 0.5, Jackson 0.5, Robertson 0.5, Wortham 0.5
Titans 54.0, Opponents 25.0

TACKLES (Solo-Assists-Total)
 Bishop (80-33-113), Robinson (84-49-113), Robertson (64-28-92), Kearse (59-26-85), Bowden (54-27-81), Wortham (50-31-81), Fisk (41-39-80), Rolle (57-13-70), Walker (47-9-56), Evans (26-28-54), Ford (26-15-41), Phenix (32-7-39), Sidney (34-5-39), Holmes (20-18-38), Thornton (23-10-33), Killens (13-12-25), Jackson (18-4-22), Colman (12-9-21), Jones (12-7-19), Dorsett (10-1-11), Frederick (2-8-10), Salave'a (4-6-10), Mitchell (6-1-7), McCullough (3-0-3)
Team Totals: 760-383-1143

USUAL STARTING LINEUP

OFFENSE
 WR Kevin Dyson (87)
 LT Brad Hopkins (72)
LG Bruce Matthews (74)
 C Kevin Long (60)
 RG Benji Olson (75)
 RT Jon Runyan (69)
TE Frank Wycheck (89)
 WR Yancey Thigpen (82)
 QB Steve McNair (9)
RB Eddie George (27)
 FB Lorenzo Neal (41)

DEFENSE
LE Jevon Kearse (90)
 LT Josh Evans (91)
 RT Jason Fisk (97)
 RE Kenny Holmes (99)
 LLB Eddie Robinson (55)
 MLB Barron Wortham (82)
 RLB Joe Bowden (58)
 LCB Denard Walker (25)
 RCB Samari Rolle (21)
 SS Blaine Bishop (23)
 FS Marcus Robertson (31)

SPECIALISTS
 K Al Del Greco (3)
 P Craig Hentrich (15)

Pro Bowl

All-Pro

GM: Floyd Reese; **Head Coach:** Jeff Fisher
Asst. Coaches: George Henshaw (asst. head coach/run game), Les Steckel (off. coord.), Gregg Williams (def. coord.), Bart Andrus (QB), O'Neill Gilbert (LB), Jerry Gray (DB), Alan Lowry (ST), Mike Munchak (OL), Jim Schwartz (def. asst.), Sherman Smith (RB), Steve Walters (WR), Jim Washburn (DL), Steve Watterson (strength & rehab.)

AMERICAN FOOTBALL CONFERENCE STANDINGS

AFC EAST	W	L	T	PCT.
Indianapolis	13	3	0	.813
* Buffalo	11	5	0	.688
* Miami	9	7	0	.563
N.Y. Jets	8	8	0	.500
New England	8	8	0	.500
AFC CENTRAL	W	L	T	Pct.
Jacksonville	14	2	0	.875
* Tennessee	13	3	0	.813
Baltimore	8	8	0	.500
Pittsburgh	6	10	0	.375
Cincinnati	4	12	0	.250
Cleveland	2	14	0	.125
AFC WEST	W	L	T	Pct.
Seattle	9	7	0	.563
Kansas City	9	7	0	.563
Oakland	8	8	0	.500
San Diego	8	8	0	.500
Denver	6	10	0	.375

NATIONAL FOOTBALL CONFERENCE STANDINGS

NFC EAST	W	L	T	PCT.
Washington	10	6	0	.625
* Dallas	8	8	0	.500
N.Y. Giants	7	9	0	.438
Arizona	6	10	0	.375
Philadelphia	5	11	0	.313
NFC CENTRAL	W	L	T	Pct.
Tampa Bay	11	5	0	.688
* Minnesota	10	6	0	.625
* Detroit	8	8	0	.500
Green Bay	8	8	0	.500
Chicago	6	10	0	.375
NFC WEST	W	L	T	Pct.
St. Louis	13	3	0	.813
Carolina	8	8	0	.500
Atlanta	5	11	0	.313
San Francisco	4	12	0	.250
New Orleans	3	13	0	.188

* Wild Card for Playoffs

ALL-TIME RESULTS

1998 (8-8)				
DATE	OPPONENT	SCORE	W/L	ATT
Sep. 6	at Cincinnati	23-14	W	55,848
Sep. 13	SAN DIEGO	7-13	L	41,089
Sep. 20	at New England	16-27	L	59,973
Sep. 27	JACKSONVILLE	22-27	L	34,656
Oct. 4	BYE			
Oct. 11	at Baltimore	12-8	W	68,561
Oct. 18	CINCINNATI	44-14	W	33,288
Oct. 25	CHICAGO	20-23	L	40,089
Nov. 1	at Pittsburgh	41-31	W	58,222
Nov. 8	at Tampa Bay	31-22	W	65,054
Nov. 15	PITTSBURGH	23-14	W	41,104
Nov. 22	NY JETS	3-24	L	37,084
Nov. 29	at Seattle	18-20	L	59,048
Dec. 6	BALTIMORE	16-14	W	31,124
Dec. 13	at Jacksonville	16-13	W	65,657
Dec. 20	at Green Bay	22-30	L	59,888
Dec. 26	MINNESOTA	16-26	L	41,121

1997 (8-8)				
DATE	OPPONENT	SCORE	W/L	ATT
Aug. 31	OAKLAND	24-21*	W	30,171
Sep. 7	at Miami	13-16*	L	64,439
Sep. 14	BYE			
Sep. 21	BALTIMORE	10-36	L	17,737
Sep. 28	at Pittsburgh	24-37	L	57,507
Oct. 5	at Seattle	13-16	L	49,897
Oct. 12	CINCINNATI	30-7	W	17,071
Oct. 19	WASHINGTON	28-14	W	31,042
Oct. 26	at Arizona	41-14	W	44,030
Nov. 2	JACKSONVILLE	24-30	L	27,208
Nov. 9	NY GIANTS	10-6	W	26,744
Nov. 16	at Jacksonville	9-17	L	70,070
Nov. 23	BUFFALO	31-14	W	23,571
Nov. 27	at Dallas	27-14	W	63,421
Dec. 4	at Cincinnati	14-41	L	49,086
Dec. 14	at Baltimore	19-21	L	60,558
Dec. 21	PITTSBURGH	16-6	W	50,677

1996 (8-8)				
DATE	OPPONENT	SCORE	W/L	ATT
Sep. 1	KANSAS CITY	19-20	L	27,725
Sep. 8	at Jacksonville	34-27	W	66,468
Sep. 15	BALTIMORE	29-13	W	20,082
Sep. 22	BYE			
Sep. 29	at Pittsburgh	16-30	L	58,608
Oct. 6	at Cincinnati	30-27*	W	44,680
Oct. 13	at Atlanta	23-13	W	35,401
Oct. 20	PITTSBURGH	23-13	W	50,337
Oct. 27	SAN FRANCISCO	9-10	L	53,664
Nov. 3	at Seattle	16-23	L	36,320
Nov. 10	at New Orleans	31-14	W	34,121
Nov. 17	MIAMI	20-23	L	47,358
Nov. 24	CAROLINA	6-31	L	20,107
Dec. 1	at NY Jets	35-10	W	21,731
Dec. 8	JACKSONVILLE	17-23	L	20,196
Dec. 15	CINCINNATI	13-21	L	15,131
Dec. 22	at Baltimore	24-21	W	52,704

1995 (7-9)				
DATE	OPPONENT	SCORE	W/L	ATT
Sep. 3	at Jacksonville	10-3	W	72,363
Sep. 10	PITTSBURGH	17-34	L	44,122
Sep. 17	CLEVELAND	7-14	L	36,077
Sep. 24	at Cincinnati	38-28	W	46,332
Oct. 1	JACKSONVILLE	16-17	L	36,346
Oct. 8	at Minnesota	17-23*	L	56,430
Oct. 15	BYE			
Oct. 22	at Chicago	32-35	L	63,545
Oct. 29	TAMPA BAY	19-7	W	31,489
Nov. 5	at Cleveland	37-10	W	57,881
Nov. 12	CINCINNATI	25-32	L	32,998
Nov. 19	at Kansas City	13-20	L	77,576
Nov. 26	DENVER	42-33	W	36,113
Dec. 3	at Pittsburgh	7-21	L	56,013
Dec. 10	DETROIT	17-24	L	35,842
Dec. 17	NY JETS	23-6	W	35,873
Dec. 24	at Buffalo	28-17	W	45,253

* Overtime

1994 (2-14)				
DATE	OPPONENT	SCORE	W/L	ATT
Sep. 4	at Indianapolis	21-45	L	47,372
Sep. 11	at Dallas	17-20	L	64,402
Sep. 18	BUFFALO	7-15	L	55,424
Sep. 25	CINCINNATI	20-13	W	44,253
Oct. 3	at Pittsburgh	14-30	L	57,274
Oct. 9	BYE			
Oct. 13	CLEVELAND	8-11	L	50-364
Oct. 24	at Philadelphia	6-21	L	65,233
Oct. 30	at L.A. Raiders	14-17	L	40,473
Nov. 6	PITTSBURGH	9-12*	L	47,822
Nov. 13	at Cincinnati	31-34	L	54,908
Nov. 21	NY GIANTS	10-13	L	53,201
Nov. 27	at Cleveland	10-34	L	65,088
Dec. 4	ARIZONA	12-30	L	39,821
Dec. 11	SEATTLE	14-16	L	31,453
Dec. 18	at Kansas City	9-31	L	79,319
Dec. 24	NY JETS	24-10	W	31,176

* Overtime

1993 (12-4, AFC CENTRAL CHAMPIONS)				
DATE	OPPONENT	SCORE	W/L	ATT
Sep. 5	at New Orleans	21-33	L	69,029
Sep. 12	KANSAS CITY	30-0	W	59,780
Sep. 19	at San Diego	17-18	L	58,519
Sep. 26	L.A. RAMS	13-28	L	53,072
Oct. 3	BYE			
Oct. 11	at Buffalo	7-35	L	79,613
Oct. 17	at New England	28-14	W	51,037
Oct. 24	CINCINNATI	28-12	W	50,039
Oct. 31	BYE			
Nov. 7	SEATTLE	24-14	W	50,447
Nov. 14	at Cincinnati	38-3	W	42,347
Nov. 21	at Cleveland	27-20	W	71,668
Nov. 28	PITTSBURGH	23-3	W	61,238
Dec. 5	ATLANTA	33-17	W	58,186
Dec. 12	CLEVELAND	19-17	W	58,720
Dec. 19	at Pittsburgh	26-17	W	57,592
Dec. 25	at San Francisco	10-7	W	61,744
Jan. 2	NY JETS	24-0	W	61,040
Jan. 16	KANSAS CITY	20-28	L	64,011

1992 (10-6, AFC WILD CARD)				
DATE	OPPONENT	SCORE	W/L	ATT
Sep. 6	PITTSBURGH	24-29	L	63,713
Sep. 13	at Indianapolis	20-10	W	44,851
Sep. 20	KANSAS CITY	23-20*	W	60,955
Sep. 27	SAN DIEGO	27-0	W	57,491
Oct. 4	BYE			
Oct. 11	at Cincinnati	38-24	W	54,254
Oct. 18	at Denver	21-27	L	74,827
Oct. 25	CINCINNATI	26-10	W	58,701
Nov. 1	at Pittsburgh	20-21	L	58,074
Nov. 8	CLEVELAND	14-24	L	57,348
Nov. 15	at Minnesota	17-13	W	56,726
Nov. 22	at Miami	16-19	L	63,597
Nov. 26	at Detroit	24-21	W	73,711
Dec. 7	CHICAGO	24-7	W	62,193
Dec. 13	GREEN BAY	14-16	L	57,285
Dec. 20	at Cleveland	17-14	W	59,898
Dec. 27	BUFFALO	27-3	W	61,742
Jan. 3	at Buffalo	38-41*	L	75,141

* Overtime

1991 (11-5, AFC CENTRAL CHAMPIONS)				
DATE	OPPONENT	SCORE	W/L	ATT
Sep. 1	L.A. RAIDERS	47-17	W	61,367
Sep. 8	at Cincinnati	30-7	W	56,463
Sep. 16	KANSAS CITY	17-7	W	61,058
Sep. 22	at New England	20-24	L	30,702
Sep. 29	BYE			
Oct. 6	DENVER	42-14	W	59,145
Oct. 13	at NY Jets	23-20	W	70,758
Oct. 20	at Miami	17-13	W	60,705
Oct. 27	CINCINNATI	25-3	W	58,634
Nov. 3	at Washington	13-16*	L	55,096
Nov. 10	DALLAS	26-23*	W	63,001
Nov. 17	CLEVELAND	28-24	W	58,155
Nov. 24	at Pittsburgh	14-26	L	45,795
Dec. 2	PHILADELPHIA	6-13	L	62,141
Dec. 8	PITTSBURGH	31-6	W	59,225
Dec. 15	at Cleveland	17-14	W	55,680
Dec. 21	at NY Giants	20-24	L	63,421
Dec. 29	NY JETS	17-10	W	61,485
Jan. 4	at Denver	24-26	L	75,301

* Overtime

1990 (9-7, AFC CENTRAL CHAMPIONS)				
DATE	OPPONENT	SCORE	W/L	ATT
Sep. 9	at Atlanta	27-47	L	56,222
Sep. 16	at Pittsburgh	9-20	L	54,814
Sep. 23	INDIANAPOLIS	24-10	W	50,093
Sep. 30	at San Diego	17-7	W	48,762
Oct. 7	SAN FRANCISCO	21-24	L	59,931
Oct. 14	CINCINNATI	48-17	W	53,501
Oct. 21	NEW ORLEANS	23-10	W	57,908
Oct. 28	NY JETS	12-17	L	56,337
Nov. 4	at L.A. Rams	13-17	L	52,628
Nov. 11	BYE			
Nov. 18	at Cleveland	35-23	W	76,726
Nov. 26	BUFFALO	27-24	W	60,130
Dec. 2	at Seattle	10-13*	L	57,592
Dec. 9	CLEVELAND	58-14	W	54,469
Dec. 16	at Kansas City	27-10	W	61,756
Dec. 23	at Cincinnati	20-40	L	60,044
Dec. 30	PITTSBURGH	34-14	W	56,906
Jan. 6	at Cincinnati	14-41	L	60,012

* Overtime

1989 (9-7, AFC WILD CARD)				
DATE	OPPONENT	SCORE	W/L	ATT
Sep. 10	at Minnesota	7-38	L	54,015
Sep. 17	at San Diego	34-27	W	42,013
Sep. 24	BUFFALO	41-47*	L	57,278
Oct. 1	MIAMI	39-7	W	53,326
Oct. 8	at New England	13-23	L	59,828
Oct. 15	at Chicago	33-28	W	64,383
Oct. 22	PITTSBURGH	27-0	W	59,091
Oct. 29	at Cleveland	17-28	L	78,765
Nov. 5	DETROIT	35-31	W	48,056
Nov. 13	CINCINNATI	26-24	W	60,694
Nov. 19	L.A. RAIDERS	23-7	W	59,198
Nov. 26	at Kansas City	0-34	L	51,342
Dec. 3	at Pittsburgh	23-16	W	40,541
Dec. 10	TAMPA BAY	20-17	W	54,532
Dec. 17	at Cincinnati	7-61	L	47,510
Dec. 23	CLEVELAND	20-24	L	58,852
Dec. 31	PITTSBURGH	23-26*	L	58,306

* Overtime

1988 (10-6, AFC WILD CARD)				
DATE	OPPONENT	SCORE	W/L	ATT
Sep. 4	at Indianapolis	17-14*	W	57,251
Sep. 11	L.A. RAIDERS	38-35	W	46,050
Sep. 18	at NY Jets	3-45	L	64,683
Sep. 25	NEW ENGLAND	31-6	W	38,646
Oct. 2	at Philadelphia	23-32	L	64,692
Oct. 9	KANSAS CITY	7-6	W	39,134
Oct. 16	at Pittsburgh	34-14	W	52,229
Oct. 23	at Cincinnati	21-44	L	54,659
Oct. 30	WASHINGTON	41-17	W	48,781
Nov. 7	CLEVELAND	24-17	W	51,467
Nov. 13	at Seattle	24-27	L	60,446
Nov. 20	PHOENIX	38-20	W	43,843
Nov. 24	at Dallas	25-17	W	50,845
Dec. 4	PITTSBURGH	34-37	L	47,791
Dec. 11	CINCINNATI	41-6	W	50,269
Dec. 18	at Cleveland	23-28	L	74,610
Dec. 24	at Cleveland	24-23	W	74,977
Jan. 1	at Buffalo	10-17	L	79,532

* Overtime

1987 (9-6, AFC WILD CARD)					
DATE	OPPONENT	SCORE	W/L	ATT	
Sep. 13	L.A. RAMS	20-16	W	33,186	
Sep. 20	at Buffalo	30-34	L	56,534	
Sep. 27	L.A. RAIDERS	<i>Canceled due to players' strike</i>			
+Oct. 4	at Denver	40-10	W	38,494	
+Oct. 11	at Cleveland	15-10	W	38,927	
+Oct. 18	NEW ENGLAND	7-21	L	26,294	
Oct. 25	ATLANTA	37-33	W	29,062	
Nov. 1	at Cincinnati	31-29	W	52,700	
Nov. 8	at San Francisco	20-27	L	59,740	
Nov. 15	at Pittsburgh	23-3	W	56,177	
Nov. 22	CLEVELAND	7-40	L	51,161	
Nov. 29	at Indianapolis	27-51	L	54,999	
Dec. 6	SAN DIEGO	33-18	W	31,714	
Dec. 13	at New Orleans	10-24	L	68,257	
Dec. 20	PITTSBURGH	24-16	W	38,683	
Dec. 27	CINCINNATI	21-17	W	49,775	
Jan. 3	SEATTLE	23-20*	W	49,622	
Jan. 10	at Denver	10-34	L	75,968	

+ Replacement games

* Overtime

ALL-TIME RESULTS

1986 (5-11)				
DATE	OPPONENT	SCORE	W/L	ATT
Sep. 7	at Green Bay	31-3	W	54,065
Sep. 14	CLEVELAND	20-23	L	46,049
Sep. 21	at Kansas City	13-27	L	43,699
Sep. 29	PITTSBURGH	16-22*	L	42,001
Oct. 5	at Detroit	13-24	L	41,960
Oct. 12	CHICAGO	7-20	L	46,026
Oct. 19	at Cincinnati	28-31	L	53,844
Oct. 26	L.A. RAIDERS	17-28	L	41,641
Nov. 2	at Miami	7-28	L	43,804
Nov. 9	CINCINNATI	32-28	W	32,130
Nov. 16	at Pittsburgh	10-21	L	49,724
Nov. 23	INDIANAPOLIS	31-17	W	31,792
Nov. 30	at Cleveland	10-13*	L	62,309
Dec. 7	at San Diego	0-27	L	40,103
Dec. 14	MINNESOTA	23-10	W	32,738
Dec. 21	BUFFALO	16-7	W	31,409

* Overtime

1985 (5-11)				
DATE	OPPONENT	SCORE	W/L	ATT
Sep. 8	MIAMI	26-23	W	47,656
Sep. 15	at Washington	13-16	L	53,553
Sep. 22	at Pittsburgh	0-20	L	58,572
Sep. 29	DALLAS	10-17	L	49,686
Oct. 6	at Denver	20-31	L	74,699
Oct. 13	CLEVELAND	6-21	L	38,386
Oct. 20	CINCINNATI	44-27	W	35,590
Oct. 27	at St. Louis	20-10	W	43,190
Nov. 3	KANSAS CITY	23-20	W	41,238
Nov. 10	at Buffalo	0-20	L	21,881
Nov. 17	PITTSBURGH	7-30	L	45,977
Nov. 24	SAN DIEGO	37-35	W	34,336
Dec. 1	at Cincinnati	27-45	L	46,140
Dec. 8	NY GIANTS	14-35	L	36,576
Dec. 15	at Cleveland	21-28	L	50,793
Dec. 22	at Indianapolis	16-34	L	55,818

1984 (3-13)				
DATE	OPPONENT	SCORE	W/L	ATT
Sep. 2	L.A. RAIDERS	14-24	L	49,092
Sep. 9	INDIANAPOLIS	21-35	L	43,820
Sep. 16	at San Diego	14-31	L	52,266
Sep. 23	at Atlanta	10-42	L	45,248
Sep. 30	NEW ORLEANS	10-27	L	43,108
Oct. 7	at Cincinnati	3-13	L	43,637
Oct. 14	at Miami	10-28	L	54,080
Oct. 21	SAN FRANCISCO	21-34	L	39,900
Oct. 28	CINCINNATI	13-31	L	34,010
Nov. 4	at Pittsburgh	7-35	L	48,892
Nov. 11	at Kansas City	17-16	W	44,464
Nov. 18	NY JETS	31-20	W	40,141
Nov. 25	at Cleveland	10-27	L	46,077
Dec. 2	PITTSBURGH	23-20*	W	39,786
Dec. 9	at L.A. Rams	16-27	L	49,092
Dec. 16	CLEVELAND	20-27	L	33,676

* Overtime

1983 (2-14)				
DATE	OPPONENT	SCORE	W/L	ATT
Sep. 4	GREEN BAY	38-41*	L	44,073
Sep. 11	at L.A. Raiders	6-20	L	37,526
Sep. 18	PITTSBURGH	28-40	L	44,150
Sep. 25	at Buffalo	13-30	L	60,070
Oct. 2	at Pittsburgh	10-17	L	56,901
Oct. 9	DENVER	14-26	L	44,209
Oct. 16	at Minnesota	14-34	L	58,910
Oct. 23	KANSAS CITY	10-13*	L	39,462
Oct. 30	at Cleveland	19-25*	L	68,851
Nov. 6	CINCINNATI	14-55	L	39,706
Nov. 13	DETROIT	27-17	W	40,660
Nov. 20	at Cincinnati	10-38	L	46,375
Nov. 27	at Tampa Bay	24-33	L	38,625
Dec. 4	MIAMI	17-24	L	39,434
Dec. 11	CLEVELAND	34-27	W	29,746
Dec. 18	at Baltimore	10-20	L	20,418

* Overtime

1982 (1-8)				
DATE	OPPONENT	SCORE	W/L	ATT
Sep. 12	at Cincinnati	6-27	L	52,268
Sep. 19	SEATTLE	23-21	W	43,117
Nov. 21	PITTSBURGH	10-24	L	42,338
Nov. 28	at New England	21-29	L	33,602
Dec. 5	at NY Giants	14-17	L	71,184
Dec. 13	DALLAS	7-37	L	51,808
Dec. 19	at Philadelphia	14-35	L	44,119
Dec. 26	CLEVELAND	14-20	L	36,559
Jan. 2	CINCINNATI	27-35	L	26,522

Note: strike-shortened season

1981 (7-9)				
DATE	OPPONENT	SCORE	W/L	ATT
Sep. 6	at L.A. Rams	27-20	W	63,198
Sep. 13	at Cleveland	9-3	W	79,483
Sep. 20	MIAMI	10-16	L	47,379
Sep. 27	at NY Jets	17-33	L	50,309
Oct. 4	CINCINNATI	17-10	W	44,350
Oct. 11	SEATTLE	35-17	W	42,671
Oct. 18	at New England	10-38	L	60,474
Oct. 26	at Pittsburgh	13-26	L	52,732
Nov. 1	at Cincinnati	21-34	L	54,736
Nov. 8	OAKLAND	17-16	W	45,519
Nov. 15	at Kansas City	10-23	L	73,984
Nov. 22	NEW ORLEANS	24-27	L	49,581
Nov. 29	ATLANTA	27-31	L	40,201
Dec. 3	CLEVELAND	17-13	W	44,502
Dec. 13	at San Francisco	6-28	L	55,707
Dec. 20	PITTSBURGH	21-20	W	41,056

1980 (11-5, AFC CENTRAL CHAMPIONS)				
DATE	OPPONENT	SCORE	W/L	ATT
Sep. 7	at Pittsburgh	17-31	L	54,386
Sep. 15	at Cleveland	16-7	W	80,243
Sep. 21	BALTIMORE	21-16	W	47,878
Sep. 28	at Cincinnati	13-10	W	50,413
Oct. 5	SEATTLE	7-26	L	46,860
Oct. 12	at Kansas City	20-21	L	75,048
Oct. 19	TAMPA BAY	20-14	W	48,167
Oct. 26	CINCINNATI	23-3	W	49,189
Nov. 2	at Denver	20-16	W	74,717
Nov. 10	NEW ENGLAND	38-34	W	51,524
Nov. 16	at Chicago	10-6	W	59,390
Nov. 23	at NY Jets	28-31*	L	52,358
Nov. 30	CLEVELAND	14-17	L	61,514
Dec. 4	PITTSBURGH	6-0	W	53,960
Dec. 14	at Green Bay	22-3	W	53,201
Dec. 21	MINNESOTA	20-16	W	51,064
Dec. 28	at Oakland	7-27	L	52,762

* Overtime

1979 (11-5, AFC WILD CARD)				
DATE	OPPONENT	SCORE	W/L	ATT
Sep. 2	at Washington	29-27	W	54,582
Sep. 9	at Pittsburgh	7-38	L	49,792
Sep. 16	KANSAS CITY	20-6	W	45,684
Sep. 23	at Cincinnati	30-27*	W	45,615
Sep. 30	CLEVELAND	31-10	W	48,915
Oct. 7	ST. LOUIS	17-24	L	53,043
Oct. 14	at Baltimore	28-16	W	45,021
Oct. 21	at Seattle	14-34	L	60,705
Oct. 28	NY JETS	27-24*	W	45,825
Nov. 5	at Miami	9-6	W	70,273
Nov. 11	OAKLAND	31-17	W	48,614
Nov. 18	CINCINNATI	42-21	W	49,829
Nov. 22	at Dallas	30-24	W	63,897
Dec. 2	at Cleveland	7-14	L	69,112
Dec. 10	PITTSBURGH	20-17	W	55,293
Dec. 16	PHILADELPHIA	20-26	L	49,407
Dec. 23	DENVER	13-7	W	48,776
Dec. 29	at San Diego	17-14	W	51,192
Jan. 6	at Pittsburgh	13-27	L	50,475

* Overtime

1978 (10-6, AFC WILD CARD)				
DATE	OPPONENT	SCORE	W/L	ATT
Sep. 3	at Atlanta	14-20	L	57,328
Sep. 10	at Kansas City	20-17	W	40,213
Sep. 17	SAN FRANCISCO	20-19	W	46,161
Sep. 24	LOS ANGELES	6-10	L	45,749
Oct. 1	at Cleveland	16-13	W	72,776
Oct. 8	at Oakland	17-21	L	52,550
Oct. 15	BUFFALO	17-10	W	47,727
Oct. 23	at Pittsburgh	24-17	W	48,021
Oct. 29	at Cincinnati	13-28	L	50,532
Nov. 5	CLEVELAND	14-10	W	45,827
Nov. 12	at New England	26-23	W	60,356
Nov. 20	MIAMI	35-30	W	50,290
Nov. 26	CINCINNATI	17-10	W	43,245
Dec. 3	PITTSBURGH	3-13	L	54,261
Dec. 10	at New Orleans	17-12	W	63,169
Dec. 17	SAN DIEGO	24-45	L	49,554
Dec. 24	at Miami	17-9	W	70,036
Dec. 31	at New England	31-14	W	61,297
Jan. 7	at Pittsburgh	5-34	L	49,417

1977 (8-6)				
DATE	OPPONENT	SCORE	W/L	ATT
Sep. 18	NY JETS	20-0	W	39,488
Sep. 25	at Green Bay	16-10	W	55,071
Oct. 2	at Miami	7-27	L	49,619
Oct. 9	PITTSBURGH	27-10	W	49,226
Oct. 16	CLEVELAND	23-24	L	47,888
Oct. 23	at Pittsburgh	10-27	L	48,517
Oct. 30	at Cincinnati	10-13*	L	53,194
Nov. 6	CHICAGO	47-0	W	47,226
Nov. 13	at Oakland	29-34	L	53,667
Nov. 20	at Seattle	22-10	W	61,519
Nov. 27	KANSAS CITY	34-20	W	42,934
Dec. 4	DENVER	14-24	L	46,875
Dec. 11	at Cleveland	19-15	W	30,898
Dec. 18	CINCINNATI	21-16	W	46,212

* Overtime

1976 (5-9)				
DATE	OPPONENT	SCORE	W/L	ATT
Sep. 12	TAMPA BAY	20-0	W	42,228
Sep. 19	at Buffalo	13-3	W	61,364
Sep. 26	OAKLAND	13-14	L	42,338
Oct. 3	at New Orleans	31-26	W	51,973
Oct. 10	DENVER	17-3	W	47,928
Oct. 17	at San Diego	27-30	L	31,565
Oct. 24	CINCINNATI	7-27	L	45,499
Nov. 1	at Baltimore	14-38	L	60,020
Nov. 7	CLEVELAND	7-21	L	39,828
Nov. 14	at Cincinnati	27-31	L	53,243
Nov. 21	at Pittsburgh	16-32	L	47,947
Nov. 28	ATLANTA	20-14	W	25,838
Dec. 5	at Cleveland	10-13	L	56,025
Dec. 11	PITTSBURGH	0-21	L	44,743

1975 (10-4)				
DATE	OPPONENT	SCORE	W/L	ATT
Sep. 21	at New England	7-0	W	51,934
Sep. 28	SAN DIEGO	33-17	W	33,765
Oct. 5	CINCINNATI	19-21	L	42,412
Oct. 12	at Cleveland	40-10	W	46,531
Oct. 19	WASHINGTON	13-10	W	49,566
Oct. 26	DETROIT	24-8	W	46,904
Nov. 2	at Kansas City	17-13	W	62,989
Nov. 9	at Pittsburgh	17-24	L	49,460
Nov. 16	MIAMI	20-19	W	48,892
Nov. 24	PITTSBURGH	9-32	L	49,947
Nov. 30	at Cincinnati	19-23	L	46,128
Dec. 7	at San Francisco	27-13	W	44,015
Dec. 14	at Oakland	27-26	W	50,719
Dec. 21	CLEVELAND	21-10	W	43,770

1974 (7-7)				
DATE	OPPONENT	SCORE	W/L	ATT
Sep. 15	SAN DIEGO	21-14	W	25,317
Sep. 22	at Cleveland	7-20	L	55,242
Sep. 29	KANSAS CITY	7-17	L	28,538
Oct. 6	PITTSBURGH	7-13	L	30,049
Oct. 13	at Minnesota	10-51	L	48,006
Oct. 20	ST. LOUIS	27-31	L	26,371
Oct. 27	at Cincinnati	34-21	W	55,434
Nov. 3	at NY Jets	27-22	W	47,218
Nov. 10	at Buffalo	21-9	W	79,144
Nov. 17	CINCINNATI	20-3	W	44,054
Nov. 24	DALLAS	0-10	L	49,775
Dec. 1	at Pittsburgh	13-10	W	41,195
Dec. 8	at Denver	14-37	L	46,942
Dec. 15	CLEVELAND	28-24	W	33,299

1973 (1-13)				
DATE	OPPONENT	SCORE	W/L	ATT
Sep. 16	at NY Giants	14-34	L	57,979
Sep. 23	at Cincinnati	10-24	L	51,823
Sep. 30	PITTSBURGH	7-36	L	39,331
Oct. 7	LA RAMS	26-31	L	34,875
Oct. 14	DENVER	20-48	L	32,801
Oct. 21	at Cleveland	13-42	L	61,146
Oct. 28	at Chicago	14-35	L	43,755
Nov. 4	at Baltimore	31-27	W	52,707
Nov. 11	CLEVELAND	13-23	L	37,230
Nov. 18	at Kansas City	14-38	L	68,444
Nov. 25	NEW ENGLAND	0-32	L	27,344

ALL-TIME RESULTS

1972 (1-13)				
DATE	OPPONENT	SCORE	W/L	ATT
Sep. 17	at Denver	17-30	L	51,656
Sep. 24	at Miami	13-34	L	77,821
Oct. 1	NY JETS	26-20	W	51,423
Oct. 9	OAKLAND	0-34	L	51,378
Oct. 15	at Pittsburgh	7-24	L	42,929
Oct. 22	CLEVELAND	17-23	L	38,113
Oct. 29	at Cincinnati	7-30	L	59,409
Nov. 5	at Cleveland	0-20	L	61,985
Nov. 12	PHILADELPHIA	17-18	L	34,175
Nov. 19	GREEN BAY	10-23	L	41,752
Nov. 26	at San Diego	20-34	L	46,289
Dec. 3	at Atlanta	10-20	L	58,850
Dec. 10	PITTSBURGH	3-9	L	36,528
Dec. 17	CINCINNATI	17-61	L	32,482

1971 (4-9-1)				
DATE	OPPONENT	SCORE	W/L	ATT
Sep. 19	at Cleveland	0-31	L	73,387
Sep. 26	KANSAS CITY	16-20	L	46,498
Oct. 3	NEW ORLEANS	13-13	T	47,966
Oct. 10	at Washington	13-22	L	55,041
Oct. 17	DETROIT	7-31	L	45,885
Oct. 24	at Pittsburgh	16-23	L	45,872
Oct. 31	CINCINNATI	10-6	W	37,947
Nov. 7	at New England	20-28	L	53,155
Nov. 14	at Oakland	21-41	L	54,705
Nov. 21	at Cincinnati	13-28	L	59,390
Nov. 28	CLEVELAND	24-37	L	37,921
Dec. 5	PITTSBURGH	29-3	W	37,778
Dec. 12	at Buffalo	20-14	W	28,107
Dec. 19	SAN DIEGO	49-33	W	35,959

1970 (3-10-1)				
DATE	OPPONENT	SCORE	W/L	ATT
Sep. 20	at Pittsburgh	19-7	W	45,538
Sep. 27	MIAMI	10-20	L	39,840
Oct. 4	at Cincinnati	20-13	W	55,094
Oct. 11	BALTIMORE	20-24	L	48,050
Oct. 18	PITTSBURGH	3-7	L	42,799
Oct. 25	at San Diego	31-31	T	41,427
Nov. 1	at St. Louis	0-44	L	47,911
Nov. 8	at Kansas City	9-24	L	49,810
Nov. 15	SAN FRANCISCO	20-30	L	43,040
Nov. 22	at Cleveland	14-28	L	74,723
Nov. 29	DENVER	31-21	W	35,733
Dec. 7	CLEVELAND	10-21	L	50,582
Dec. 13	CINCINNATI	20-30	L	34,435
Dec. 20	at Dallas	10-52	L	50,504

1969 (6-6-2, AFL WILD CARD)				
DATE	OPPONENT	SCORE	W/L	ATT
Sep. 14	at Oakland	17-21	L	49,361
Sep. 21	at Buffalo	17-3	W	40,146
Sep. 28	MIAMI	22-10	W	41,086
Oct. 5	BUFFALO	28-14	W	46,485
Oct. 12	at Kansas City	0-24	L	45,805
Oct. 19	at New York	17-26	L	63,841
Oct. 26	DENVER	24-21	W	45,348
Nov. 2	at Boston	0-24	L	19,006
Nov. 9	CINCINNATI	31-31	T	45,298
Nov. 16	at Denver	20-20	T	45,002
Nov. 23	at Miami	32-7	W	27,218
Nov. 27	SAN DIEGO	17-21	L	40,065
Dec. 6	NEW YORK	26-34	L	51,923
Dec. 14	BOSTON	27-23	W	39,215
Dec. 21	at Oakland	7-56	L	53,539

1968 (7-7)				
DATE	OPPONENT	SCORE	W/L	ATT
Sep. 9	KANSAS CITY	21-26	L	45,083
Sep. 14	at Miami	24-10	W	40,067
Sep. 21	at San Diego	14-30	L	46,217
Sep. 29	OAKLAND	15-24	L	46,098
Oct. 6	MIAMI	7-24	L	36,109
Oct. 13	at Boston	16-0	W	32,502
Oct. 20	NEW YORK	14-20	L	51,710
Oct. 27	at Buffalo	30-7	W	34,339
Nov. 3	at Cincinnati	27-17	W	24,012
Nov. 10	at New York	7-26	L	60,242
Nov. 17	DENVER	38-17	W	36,075
Nov. 28	at Kansas City	10-24	L	48,493
Dec. 7	BUFFALO	35-6	W	34,110
Dec. 15	BOSTON	45-17	W	34,198

1967 (9-4-1, AFL EAST CHAMPIONS)				
DATE	OPPONENT	SCORE	W/L	ATT
Sep. 9	KANSAS CITY	20-25	L	28,003
Sep. 17	at Buffalo	20-3	W	41,384
Sep. 24	at San Diego	3-13	L	36,032
Oct. 1	DENVER	10-6	W	21,798
Oct. 15	at New York	28-28	T	62,729
Oct. 22	at Kansas City	24-19	W	46,365
Oct. 29	BUFFALO	10-3	W	30,060
Nov. 5	at Boston	7-18	L	19,422
Nov. 12	at Denver	20-18	W	30,392
Nov. 26	BOSTON	27-6	W	28,044
Dec. 3	MIAMI	17-14	W	20,979
Dec. 10	OAKLAND	7-19	L	36,375
Dec. 16	SAN DIEGO	24-17	W	19,870
Dec. 23	at Miami	41-10	W	25,982
Dec. 31	at Oakland	7-40	L	53,330

1966 (3-11)				
DATE	OPPONENT	SCORE	W/L	ATT
Sep. 3	DENVER	45-7	W	30,156
Sep. 10	OAKLAND	31-0	W	31,763
Sep. 18	at New York	13-52	L	54,681
Sep. 25	at Buffalo	20-27	L	42,526
Oct. 2	at Denver	38-40	L	27,203
Oct. 16	NEW YORK	24-0	W	30,823
Oct. 23	MIAMI	13-20	L	23,173
Oct. 30	at Kansas City	23-48	L	31,676
Nov. 6	at Oakland	23-38	L	34,102
Nov. 13	at Boston	21-27	L	23,426
Nov. 20	BUFFALO	20-42	L	27,312
Dec. 4	SAN DIEGO	22-28	L	17,569
Dec. 11	BOSTON	14-38	L	17,100
Dec. 18	at Miami	28-29	L	20,045

1965 (4-10)				
DATE	OPPONENT	SCORE	W/L	ATT
Sep. 12	NEW YORK	27-21	W	52,680
Sep. 19	BOSTON	31-10	W	32,445
Sep. 26	at Oakland	17-21	L	18,166
Oct. 3	at San Diego	14-31	L	28,190
Oct. 17	at Denver	17-28	L	32,492
Oct. 24	KANSAS CITY	38-36	W	34,670
Oct. 31	at Buffalo	19-17	W	44,267
Nov. 7	OAKLAND	21-33	L	35,729
Nov. 14	DENVER	21-31	L	28,126
Nov. 21	at New York	14-41	L	55,312
Nov. 28	at Kansas City	21-52	L	16,459
Dec. 5	BUFFALO	18-29	L	23,087
Dec. 12	SAN DIEGO	26-37	L	24,120
Dec. 18	at Boston	14-42	L	14,508

1964 (4-10)				
DATE	OPPONENT	SCORE	W/L	ATT
Sep. 12	at San Diego	21-27	L	22,632
Sep. 19	OAKLAND	42-28	W	26,482
Sep. 27	at Denver	38-17	W	22,651
Oct. 4	at Kansas City	7-28	L	22,727
Oct. 11	BUFFALO	17-48	L	26,218
Oct. 17	at New York	21-24	L	32,840
Oct. 25	SAN DIEGO	17-20	L	21,671
Nov. 1	at Buffalo	10-24	L	40,119
Nov. 6	at Boston	24-25	L	28,161
Nov. 15	at Oakland	10-20	L	16,375
Nov. 22	KANSAS CITY	19-28	L	17,782
Nov. 29	BOSTON	17-34	L	17,560
Dec. 13	NEW YORK	33-17	W	16,225
Dec. 20	DENVER	34-15	W	15,839

1963 (6-8)				
DATE	OPPONENT	SCORE	W/L	ATT
Sep. 7	OAKLAND	13-24	L	24,749
Sep. 14	DENVER	20-14	W	22,855
Sep. 22	at New York	17-24	L	9,336
Sep. 28	at Buffalo	31-20	W	32,340
Oct. 6	at Kansas City	7-28	L	27,801
Oct. 13	at Denver	33-24	W	24,087
Oct. 20	BUFFALO	28-14	W	23,948
Oct. 27	KANSAS CITY	28-7	W	26,331
Nov. 1	at Boston	3-45	L	31,185
Nov. 10	NEW YORK	31-27	W	23,615
Dec. 1	at San Diego	0-27	L	31,713
Dec. 8	BOSTON	28-46	L	23,462
Dec. 15	SAN DIEGO	14-20	L	18,540
Dec. 22	at Oakland	49-52	L	17,401

1962 (11-3, AFL EAST CHAMPIONS)				
DATE	OPPONENT	SCORE	W/L	ATT
Sep. 9	at Buffalo	28-23	W	31,236
Sep. 16	at Boston	21-34	L	32,276
Sep. 23	at San Diego	42-17	W	28,061
Oct. 7	BUFFALO	17-14	W	26,350
Oct. 14	NEW YORK	56-17	W	20,650
Oct. 21	at Denver	10-20	L	34,496
Oct. 28	DALLAS	7-31	L	31,750
Nov. 4	at Dallas	14-6	W	29,017
Nov. 11	at Oakland	28-20	W	11,000
Nov. 18	BOSTON	21-17	W	35,250
Nov. 25	SAN DIEGO	33-27	W	28,235
Dec. 2	DENVER	34-17	W	30,650
Dec. 9	OAKLAND	32-17	W	27,400
Dec. 15	at New York	44-10	W	8,167
Dec. 23	DALLAS	17-20*	L	37,981

* Overtime

1961 (10-3-1, AFL EAST CHAMPIONS)				
DATE	OPPONENT	SCORE	W/L	ATT
Sep. 9	OAKLAND	55-0	W	16,231
Sep. 24	at San Diego	24-34	L	29,210
Oct. 1	at Dallas	21-26	L	28,000
Oct. 8	BUFFALO	12-22	L	22,761
Oct. 13	at Boston	31-31	T	15,070
Oct. 22	DALLAS	38-7	W	21,237
Oct. 29	at Buffalo	28-16	W	23,228
Nov. 5	at Denver	55-14	W	11,564
Nov. 12	BOSTON	27-15	W	35,649
Nov. 19	NEW YORK	49-13	W	33,428
Nov. 26	DENVER	45-14	W	27,864
Dec. 3	SAN DIEGO	33-13	W	37,845
Dec. 10	at New York	48-21	W	9,462
Dec. 17	at Oakland	47-16	W	4,821
Dec. 24	at San Diego	10-3	W	29,556

1960 (10-4, AFL EAST CHAMPIONS)				
DATE	OPPONENT	SCORE	W/L	ATT
Sep. 11	at Oakland	37-22	W	12,703
Sep. 18	LOS ANGELES	38-28	W	20,156
Sep. 25	OAKLAND	13-14	L	16,421
Oct. 9	NEW YORK	27-21	W	16,151
Oct. 16	DALLAS	20-10	W	19,026
Oct. 23	at New York	42-28	W	21,000
Oct. 30	at Buffalo	24-25	L	23,001
Nov. 6	at Denver	45-25	W	14,489
Nov. 13	at Los Angeles	21-24	L	21,805
Nov. 20	DENVER	20-10	W	20,778
Nov. 25	at Boston	24-10	W	27,123
Dec. 4	at Dallas	0-24	L	20,000
Dec. 11	BUFFALO	31-23	W	25,247
Dec. 18	BOSTON	37-21	W	22,352
Jan. 1	LOS ANGELES	24-16	W	32,183

TITANS vs. THE NFL

All-time regular season and playoff records versus 31 current NFL opponents

OPPONENT	FIRST MEETING	REGULAR SEASON			POSTSEASON			COMBINED			STREAK	LAST TIME
		HOME	AWAY	TOTAL	HOME	AWAY	TOTAL	HOME	AWAY	TOTAL		
Arizona Cardinals	1970	2-4-0	2-2-0	4-6-0	0-0	0-0	0-0	2-4-0	2-2-0	4-6-0	L1	12/15/13 at Ten, L 34-37 (OT)
Atlanta Falcons	1972	5-2-0	2-5-0	7-7-0	0-0	0-0	0-0	5-2-0	2-5-0	7-7-0	L2	10/25/15 at Ten, L 7-10
Baltimore Ravens	1996	5-4-0	4-5-0	9-9-0	0-2	1-0	1-2	5-6-0	5-5-0	10-11-0	L1	11/9/14 at Bal, L 7-21
Buffalo Bills	1960	13-7-0	14-8-0	27-15-0	1-0	0-2	1-2	14-7-0	14-10-0	28-17-0	L1	10/11/15 at Ten, L 13-14
Carolina Panthers	1996	1-2-0	2-0-0	3-2-0	0-0	0-0	0-0	1-2-0	2-0-0	3-2-0	L1	11/15/15 at Ten, L 10-27
Chicago Bears	1973	2-4-0	3-2-0	5-6-0	0-0	0-0	0-0	2-4-0	3-2-0	5-6-0	L1	11/4/12 at Ten, L 20-51
Cincinnati Bengals	1968	22-13-1	17-20-0	39-33-1	0-0	0-1	0-1	22-13-1	17-21-0	39-34-1	L2	9/21/14 at Cin, L 7-33
Cleveland Browns	1970	14-19-0	15-16-0	29-35-0	0-0	1-0	1-0	14-19-0	16-16-0	30-35-0	W1	10/16/16 at Ten, W 28-26
Dallas Cowboys	1970	2-5-0	4-3-0	6-8-0	0-0	0-0	0-0	2-5-0	4-3-0	6-8-0	L1	9/14/14 at Ten, L 10-26
Denver Broncos	1960	14-6-0	7-9-1	21-15-1	1-0	0-2	1-2	15-6-0	7-11-1	22-17-1	L1	12/8/13 at Den, L 28-51
Detroit Lions	1971	5-2-0	4-1-0	9-3-0	0-0	0-0	0-0	5-2-0	4-1-0	9-3-0	W5	9/18/16 at Det, W 16-15
Green Bay Packers	1972	2-3-0	4-2-0	6-5-0	0-0	0-0	0-0	2-3-0	4-2-0	6-5-0	L1	12/23/12 at GB, L 7-55
Houston Texans	2002	8-6-0	7-8-0	15-14-0	0-0	0-0	0-0	8-6-0	7-8-0	15-14-0	L5	10/2/16 at Hou, L 20-27
Indianapolis Colts	1970	7-13-0	6-17-0	13-30-0	0-0	1-0	1-0	7-13-0	7-17-0	14-30-0	L10	10/23/16 at Ten, L 26-34
Jacksonville Jaguars	1995	13-9-0	11-10-0	24-19-0	0-0	1-0	1-0	13-9-0	12-10-0	25-19-0	W2	10/27/16 at Ten, W 36-22
Kansas City Chiefs	1960	12-10-0	9-17-0	21-27-0	0-2	0-0	0-2	12-12-0	9-17-0	21-29-0	W1	9/11/14 at KC, W 26-10
Los Angeles Rams	1973	3-3-0	2-3-0	5-6-0	0-0	0-0	0-1*	3-3-0	2-3-0	5-7-0*	W2	11/3/13 at StL, W 28-21
Miami Dolphins	1966	8-8-0	8-11-0	16-19-0	0-0	1-0	1-0	8-8-0	9-11-0	17-19-0	W1	10/9/16 at Mia, W 30-17
Minnesota Vikings	1974	3-2-0	1-7-0	4-9-0	0-0	0-0	0-0	3-2-0	1-7-0	4-9-0	L2	9/11/16 at Ten, L 16-25
New England Patriots	1960	10-7-0	5-16-1	15-23-1	0-0	1-1	1-1	10-7-0	6-17-1	16-24-1	L6	12/20/15 at NE, L 16-33
New Orleans Saints	1971	2-3-1	6-2-0	8-5-1	0-0	0-0	0-0	2-3-1	6-2-0	8-5-1	W1	11/8/15 at NO, W 34-28 (OT)
New York Giants	1973	3-3-0	2-3-0	5-6-0	0-0	0-0	0-0	3-3-0	2-3-0	5-6-0	L1	12/7/14 at Ten, L 7-36
New York Jets	1960	17-6-0	6-13-1	23-19-1	1-0	0-0	1-0	18-7-0	6-12-1	24-19-1	L2	12/13/15 at NYJ, L 8-30
Oakland Raiders	1960	15-13-0	5-12-0	20-25-0	0-0	0-4	0-4	15-13-0	5-16-0	20-29-0	L2	9/25/16 at Ten, L 10-17
Philadelphia Eagles	1972	2-3-0	2-4-0	4-7-0	0-0	0-0	0-0	2-3-0	2-4-0	4-7-0	L1	11/23/14 at Phi, L 24-43
Pittsburgh Steelers	1970	19-18-0	12-24-0	31-42-0	1-1	0-2	1-3	20-19-0	12-26-0	32-45-0	L1	11/17/14 at Ten, L 24-27
San Diego Chargers	1960	11-9-0	3-17-1	14-26-1	1-0	2-1	3-1	12-9-0	5-18-1	17-27-1	L1	11/6/16 at SD, L 35-43
San Francisco 49ers	1970	2-5-0	3-3-0	5-8-0	0-0	0-0	0-0	2-5-0	3-3-0	5-8-0	L1	10/20/13 at Ten, L 17-31
Seattle Seahawks	1977	3-3-0	2-7-0	5-10-0	1-0	0-0	1-0	4-3-0	2-7-0	6-10-0	L1	10/13/13 at Sea, L 13-20
Tampa Bay Buccaneers	1976	7-0-0	2-2-0	9-2-0	0-0	0-0	0-0	7-0-0	2-2-0	9-2-0	W2	9/13/15 at TB, W 42-14
Washington Redskins	1971	3-2-0	3-4-0	6-6-0	0-0	0-0	0-0	3-2-0	3-4-0	6-6-0	L2	10/19/14 at Was, L 17-19

* Series vs. Los Angeles includes Super Bowl XXXIV loss in Atlanta, Ga.

Notes: The Cardinals were previously the Phoenix Cardinals (1988-93), St. Louis Cardinals (1960-87) and Chicago Cardinals (1920-59). The Bears were previously the Decatur Staleys (1920) and Chicago Staleys (1921). The Browns did not play from 1996-98 and rejoined league as expansion team in 1999. The Colts were previously the Baltimore Colts (1953-83). The Chiefs were previously the Dallas Texans (1960-62). The Patriots were previously the Boston Patriots (1960-70). The Jets were previously the New York Titans (1960-62). The Raiders (Oakland Raiders from 1960-81 and 1995-present) were previously the Los Angeles Raiders (1982-94). The Rams were previously the Cleveland Rams (1937-42, 1944-45) and the St. Louis Rams (1995-2015).

TEAM-BY-TEAM RESULTS

Oilers/Titans Home Stadium Dates

1960-64: Jeppesen Stadium, Houston
 1965-67: Rice Stadium, Houston
 1968-96: Astrodome, Houston
 1997: Liberty Bowl, Memphis
 1998: Vanderbilt Stadium, Nashville
 1999-Present: Nissan Stadium, Nashville

Abbreviations

AFL Champ - AFL Championship game
 AFL Div - AFL Divisional playoff game
 WC - first round playoff game (Wild Card)
 Div - Divisional playoff game
 Champ - AFC Championship game
 SB - Super Bowl XXXIV



vs. ARIZONA CARDINALS

Regular Season: 4-6 (Home 2-4, Away 2-2) • Playoffs: 0-0

Date	Site	W/L	Score	Date	Site	W/L	Score
11-1-70	St.L	L	0-44	11-29-09	Tenn	W	20-17
10-20-74	Hou	L	27-31	12-15-13	Tenn	L	34-37 OT
10-7-79	Hou	L	17-24				
10-27-85	St.L	W	20-10				
11-20-88	Hou	W	38-20				
12-4-94	Hou	L	12-30				
10-26-97	Ariz	W	41-14				
10-23-05	Ariz	L	10-20				

Points: Titans 219, Cardinals 247
Longest Win Streak: 2 (1985-88)
Longest Losing Streak: 3 (1970-79)
At Nissan Stadium: 1-1
At Univ. of Phoenix Stadium: 0-0



vs. ATLANTA FALCONS

Regular Season: 7-7 (Home 5-2, Away 2-5) • Playoffs: 0-0

Date	Site	W/L	Score	Date	Site	W/L	Score
12-3-72	Atl	L	10-20	9-9-90	Atl	L	27-47
11-28-76	Hou	W	20-14	12-5-93	Hou	W	33-17
9-3-78	Atl	L	14-20	10-13-96	Atl	W	23-13
11-29-81	Hou	L	27-31	12-19-99	Tenn	W	30-17
9-23-84	Atl	L	10-42	11-23-03	Atl	W	38-31
10-25-87	Hou	W	37-33	10-7-07	Tenn	W	20-13

Points: Titans 313, Falcons 331
Longest Win Streak: 5 (1993-2007)
Longest Losing Streak: 3 (1978-84)
At Nissan Stadium: 2-1
At Georgia Dome: 2-1



vs. BALTIMORE RAVENS

Regular Season: 9-9 (Home 5-4, Away 4-5) • Playoffs: 1-2 (Home 0-2, Away 1-0)

Date	Site	W/L	Score	Date	Site	W/L	Score
9-15-96	Hou	W	29-13	12-5-99	Balt	L	14-41
12-22-96	Balt	W	24-21 OT	10-22-00	Balt	W	14-6
9-21-97	Tenn	L	10-36	11-12-00	Tenn	L	23-24
12-14-97	Balt	L	19-21	1-7-01	Tenn	L	10-24 (Div)
10-11-98	Balt	W	12-8	10-7-01	Balt	L	7-26
12-6-98	Tenn	W	16-14	11-12-01	Tenn	L	10-16
10-10-99	Tenn	W	14-11	11-24-02	Balt	L	12-13

Points: Titans 341, Ravens 385
Longest Win Streak: 3 (1998-99)
Longest Losing Streak: 5 (2000-02)
At Nissan Stadium: 3-5
At M&T Bank Stadium: 4-4
Series Sweeps: Titans (1996, 98); Ravens (1997, 2001)



vs. BUFFALO BILLS

Regular Season: 27-15 (Home 13-7, Away 14-8) • Playoffs: 1-2 (Home 1-0, Away 0-2)

Date	Site	W/L	Score	Date	Site	W/L	Score
10-30-60	Buff	L	24-25	9-17-67	Buff	W	20-3
12-11-60	Hou	W	31-23	10-29-67	Hou	W	10-3
10-8-61	Hou	L	12-22	10-27-68	Buff	W	30-7
10-29-61	Buff	W	28-16	12-7-68	Hou	W	35-6
9-9-62	Buff	W	28-23	9-21-69	Buff	W	17-3
10-7-62	Hou	W	17-14	10-5-69	Hou	W	28-14
9-28-63	Buff	W	31-20	12-12-71	Buff	W	20-14
10-20-63	Hou	W	28-14	11-10-74	Buff	W	21-9
10-11-64	Hou	L	17-48	9-19-76	Buff	W	13-3
11-1-64	Buff	L	10-24	10-15-78	Hou	W	17-10
10-31-65	Buff	W	19-17	9-25-83	Buff	L	13-30
12-5-65	Hou	L	18-29	11-10-85	Buff	L	0-20
9-25-66	Buff	L	20-27	12-21-86	Hou	W	16-7
11-20-66	Hou	L	20-42	9-20-87	Buff	L	30-34

Points: Titans 981, Bills 875
Longest Win Streak: 10 (1967-78)
Longest Losing Streak: 3 (last 1993-94)
At Nissan Stadium: 3-0 overall (1-0 post)
At Ralph Wilson Stadium: 6-7 overall (0-2 postseason)
Series Sweeps: Titans (1962, 63, 67, 68, 69); Bills (1964, 66)



vs. CAROLINA PANTHERS

Regular Season: 3-2 (Home 1-2, Away 2-0) • Playoffs: 0-0

Date	Site	W/L	Score	Date	Site	W/L	Score
11-24-96	Hou	L	6-31	11-15-15	Tenn	L	10-27
10-19-03	Car	W	37-17				
11-4-07	Tenn	W	20-7				
11-13-11	Car	W	30-3				

Total Points: Titans 103, Panthers 85
Longest Win Streak: 3 (2003-11)
Longest Losing Streak: 1 (twice, last 2015)
At Nissan Stadium: 1-1
At Bank of America Stadium: 2-0



vs. CHICAGO BEARS

Regular Season: 5-6 (Home 2-4, Away 3-2) • Playoffs: 0-0

Date	Site	W/L	Score	Date	Site	W/L	Score	Date	Site	W/L	Score	Total Points:
10-28-73	Chi	L	14-35	12-7-92	Hou	W	24-7	11-4-12	Tenn	L	20-51	Titans 245, Bears 238
11-6-77	Hou	W	47-0	10-22-95	Chi	L	32-35					Longest Win Streak: 2 (last 1989-92)
11-16-80	Chi	W	10-6	10-25-98	Tenn	L	20-23					Longest Losing Streak: 3 (1995-04)
10-12-86	Hou	L	7-20	11-14-04	Tenn	L	17-19 OT					At Nissan Stadium: 0-2
10-15-89	Chi	W	33-28	11-9-08	Chi	W	21-14					At Soldier Field: 3-2



vs. CINCINNATI BENGALS

Regular Season: 39-33-1 (Home 22-13-1, Away 17-20) • Playoffs: 0-1 (Home 0-0, Away 0-1)

Date	Site	W/L	Score	Date	Site	W/L	Score	Date	Site	W/L	Score	Date	Site	W/L	Score	Total Points:
11-3-68	Cin	W	27-17	11-18-79	Hou	W	42-21	10-14-90	Hou	W	48-17	10-8-00	Cin	W	23-14	Titans 1,701, Bengals 1,734
11-9-69	Hou	T	31-31	9-28-80	Cin	W	13-10	12-23-90	Cin	L	20-40	12-10-00	Tenn	W	35-3	Longest Win Streak: 7 (last 1998-01)
10-4-70	Cin	W	20-13	10-26-80	Hou	W	23-3	1-6-91	Cin	L	14-41 (WC)	11-18-01	Cin	W	20-7	Longest Losing Streak: 7 (1981-84)
12-13-70	Hou	L	20-30	10-4-81	Hou	W	17-10	9-8-91	Cin	W	30-7	1-6-02	Tenn	L	21-23	At Nissan Stadium: 3-3
10-31-71	Hou	W	10-6	11-1-81	Cin	L	21-34	10-27-91	Hou	W	35-3	10-27-02	Cin	W	30-24	At Paul Brown Stadium: 4-2
11-21-71	Cin	L	13-28	9-12-82	Cin	L	6-27	10-11-92	Cin	W	38-24	10-31-04	Tenn	W	27-20	Series Sweeps: Titans (1974, 79, 80, 87, 91, 92, 93, 98, 99, 00); Bengals (1972, 73, 75, 76, 82, 83, 84)
10-29-72	Cin	L	7-30	1-2-83	Hou	L	27-35	10-25-92	Hou	W	26-10	10-16-05	Tenn	L	23-31	
12-17-72	Hou	L	17-61	11-6-83	Hou	L	14-55	10-24-93	Hou	W	28-12	11-25-07	Cin	L	6-35	
9-23-73	Cin	L	10-24	11-20-83	Cin	L	10-38	11-14-93	Cin	W	38-3	9-14-08	Cin	W	24-7	
12-16-73	Hou	L	24-27	10-7-84	Cin	L	3-13	9-25-94	Hou	W	20-13	11-6-11	Tenn	L	17-24	
10-27-74	Cin	W	21-34	10-28-84	Hou	L	13-31	11-13-94	Cin	L	31-34	9-21-14	Cin	L	7-33	
11-17-74	Hou	W	20-3	10-20-85	Hou	W	27-44	9-24-95	Cin	W	38-28					
10-5-75	Hou	L	19-21	12-1-85	Cin	L	27-45	11-12-95	Hou	L	25-32					
11-30-75	Cin	L	19-23	10-19-86	Cin	L	28-31	10-6-96	Cin	W	30-27 OT					
10-24-76	Hou	L	7-27	11-9-86	Hou	W	32-28	12-15-96	Hou	L	13-21					
11-14-76	Cin	L	27-31	11-1-87	Cin	W	31-29	10-12-97	Tenn	W	30-7					
10-30-77	Cin	L	10-13 OT	12-27-87	Hou	W	21-17	12-4-97	Cin	L	14-41					
12-18-77	Hou	W	21-16	10-23-88	Cin	L	21-44	9-6-98	Cin	W	23-14					
10-29-78	Cin	L	13-28	12-11-88	Hou	W	41-6	10-18-98	Tenn	W	44-14					
11-26-78	Hou	W	17-10	11-13-89	Hou	W	26-24	9-12-99	Tenn	W	36-35					
9-23-79	Cin	W	30-27 OT	12-17-89	Cin	L	7-61	11-14-99	Cin	W	24-14					



vs. CLEVELAND BROWNS

Regular Season: 29-35 (Home 14-19, Away 15-16) • Playoffs: 1-0 (Home 0-0, Away 1-0)

Date	Site	W/L	Score	Date	Site	W/L	Score	Date	Site	W/L	Score	Date	Site	W/L	Score	Total Points:
11-22-70	Clev	L	14-28	12-2-79	Clev	L	7-14	10-29-89	Clev	L	17-28	12-30-01	Tenn	L	38-41	Titans 1,301
12-7-70	Hou	L	10-21	9-15-80	Clev	W	7-16	12-23-89	Hou	L	20-24	9-22-02	Tenn	L	28-31 OT	Longest Win Streak: 6 (1995-01)
9-19-71	Clev	L	0-31	11-30-80	Hou	L	14-17	11-18-90	Clev	W	35-23	11-6-05	Clev	L	14-20	Longest Losing Streak: 9 (1970-74)
11-28-71	Hou	L	24-27	9-13-81	Clev	W	9-3	12-9-90	Hou	W	58-14	12-7-08	Tenn	W	28-9	At Nissan Stadium: 4-3
10-22-72	Hou	L	17-23	12-3-81	Hou	W	17-13	11-17-91	Hou	W	28-24	10-2-11	Clev	W	31-13	At FirstEnergy Stadium: 4-2
11-5-72	Clev	L	0-20	12-26-82	Hou	L	14-20	12-15-91	Clev	W	17-14	10-5-14	Tenn	L	28-29	Series Sweeps: Titans (1975, 78, 81, 90, 91, 93, 99, 00); Browns (1970, 71, 72, 73, 76, 84, 85, 86, 89, 94)
10-21-73	Clev	L	13-42	10-30-83	Clev	L	19-25 OT	11-8-92	Hou	L	14-24	9-20-15	Clev	L	14-28	
11-11-73	Hou	L	13-23	12-11-83	Hou	W	27-34	12-20-92	Clev	W	17-14	10-16-16	Tenn	W	28-26	
9-22-74	Clev	L	7-20	11-25-84	Clev	L	10-27	11-21-93	Clev	W	27-20					
12-15-74	Hou	W	24-28	12-16-84	Hou	L	20-27	12-12-93	Hou	W	19-17					
10-12-75	Clev	W	10-40	10-13-85	Hou	L	6-21	10-13-94	Hou	L	8-11					
12-21-75	Hou	W	10-21	12-15-85	Clev	L	21-28	11-27-94	Clev	L	10-34					
11-7-76	Hou	L	7-21	9-14-86	Hou	L	20-23	9-17-95	Hou	L	7-14					
12-5-76	Clev	L	10-13	11-30-86	Clev	L	10-13 OT	11-5-95	Clev	W	37-10					
10-16-77	Hou	L	23-24	10-11-87	Clev	W	15-10	9-19-99	Tenn	W	26-9					
12-11-77	Clev	W	15-19	11-22-87	Hou	L	7-40	11-28-99	Clev	W	33-21					
10-1-78	Clev	W	13-16	11-7-88	Hou	W	24-17	11-19-00	Tenn	W	24-10					
11-5-78	Hou	W	10-14	12-18-88	Clev	L	23-28	12-17-00	Clev	W	24-0					
9-30-79	Hou	W	31-10	12-24-88	Clev	W	24-23 (WC)	12-2-01	Clev	W	31-15					



vs. DALLAS COWBOYS

Regular Season: 6-8 (Home 2-5, Away 4-3) • Playoffs: 0-0

Date	Site	W/L	Score	Date	Site	W/L	Score	Total Points:
12-20-70	Dal	L	10-52	9-11-94	Dal	L	17-20	Titans 254, Cowboys 333
11-24-74	Hou	L	0-10	11-27-97	Dal	W	27-14	Longest Win Streak: 2 (last 1997-00)
11-22-79	Dal	W	30-24	12-25-00	Tenn	W	31-0	Longest Losing Streak: 2 (last 2002-06)
12-13-82	Hou	L	7-37	9-15-02	Dal	L	13-21	At Nissan Stadium: 1-1
9-29-85	Hou	L	10-17	10-1-06	Tenn	L	14-45	At Cowboys Stadium: 1-0
11-24-88	Dal	W	25-17	10-10-10	Dal	W	34-27	
11-10-91	Hou	W	26-23 OT	9-14-14	Tenn	L	10-26	



vs. DENVER BRONCOS

Regular Season: 21-15-1 (Home 14-6, Away 7-9-1) • Playoffs: 1-2 (Home 1-0, Away 0-2)

Date	Site	W/L	Score
11-6-60	Den	W	45-25
11-20-60	Hou	W	20-10
11-5-61	Den	W	55-13
11-26-61	Hou	W	45-14
10-21-62	Den	L	10-20
12-2-62	Hou	W	34-17
9-14-63	Hou	W	14-20
10-13-63	Den	W	33-24
9-27-64	Den	W	38-17
12-20-64	Hou	W	34-15
10-17-65	Den	L	17-28
11-14-65	Hou	L	21-31
9-3-66	Hou	W	45-7

Date	Site	W/L	Score
10-2-66	Den	L	38-40
10-1-67	Hou	W	10-6
11-12-67	Den	W	20-18
11-17-68	Hou	W	38-17
10-26-69	Hou	W	24-21
11-16-69	Den	T	20-20
11-29-70	Hou	W	31-21
9-17-72	Den	L	17-30
10-14-73	Hou	L	20-48
12-8-74	Den	L	14-38
10-10-76	Hou	W	17-3
12-4-77	Hou	L	14-24
12-23-79	Hou	W	13-7 (WC)

Date	Site	W/L	Score
11-2-80	Den	W	20-16
10-9-83	Hou	L	14-26
10-6-85	Den	L	20-31
10-4-87	Den	W	40-10
1-10-87	Den	L	10-34 (Div)
10-6-91	Hou	W	42-14
1-4-92	Den	L	24-26 (Div)
10-18-92	Den	L	21-27
11-26-95	Hou	W	42-33
12-25-04	Tenn	L	16-37
11-19-07	Den	L	20-34
10-3-10	Tenn	L	20-26
9-25-11	Tenn	W	17-14

12-8-13 Den L 28-51

Total Points: Titans 1,027, Broncos 907

Longest Win Streak: 5 (1962-65)

Longest Losing Streak: 3 (1972-74, 2004-10)

At Nissan Stadium: 1-2

At Invesco Field: 0-2

Series Sweeps: Titans (1960, 61, 63, 64, 67, 68); Broncos (1965)



vs. DETROIT LIONS

Regular Season: 9-3 (Home 5-2, Away 4-1) • Playoffs: 0-0

Date	Site	W/L	Score
10-17-71	Hou	L	7-31
10-26-75	Hou	W	24-8
11-13-83	Hou	W	27-17
10-5-86	Det	L	13-24
11-5-89	Hou	W	35-31
11-26-92	Det	W	24-21

Date	Site	W/L	Score
12-10-95	Hou	L	17-24
10-21-01	Det	W	27-24
1-2-05	Tenn	W	24-19
11-27-08	Det	W	47-10
9-23-12	Tenn	W	44-41 OT
9-18-16	Det	W	16-15

Total Points: Titans 305, Lions 265

Longest Win Streak: 5 (2001-16)

Longest Losing Streak: 1 (last 1995)

At Nissan Stadium: 2-0

At Ford Field: 2-0



vs. GREEN BAY PACKERS

Regular Season: 6-5 (Home 2-3, Away 4-2) • Playoffs: 0-0

Date	Site	W/L	Score
11-19-72	Hou	L	10-23
9-25-77	GB	W	16-10
12-14-80	GB	W	22-3
9-4-83	Hou	L	38-41 OT
9-7-86	GB	W	31-3
12-13-92	Hou	L	14-16

Date	Site	W/L	Score
12-20-98	GB	L	22-30
12-16-01	Tenn	W	26-20
10-11-04	GB	W	48-27
11-02-08	Tenn	W	19-16 OT
12-23-12	GB	L	7-55

Total Points: Titans 253, Packers 244

Longest Win Streak: 3 (last 2001-08)

Longest Losing Streak: 2 (1992-98)

At Nissan Stadium: 2-0

At Lambeau Field: 4-2



vs. HOUSTON TEXANS

Regular Season: 15-14 (Home 8-6, Away 7-8) • Playoffs: 0-0

Date	Site	W/L	Score
11-10-02	Tenn	W	17-10
12-29-02	Hou	W	13-3
10-12-03	Tenn	W	38-17
12-21-03	Hou	W	27-24
10-17-04	Tenn	L	10-20
11-28-04	Hou	L	21-31
10-9-05	Hou	W	34-20
12-11-05	Tenn	W	13-10
10-29-06	Tenn	W	28-22
12-10-06	Hou	W	26-20 OT

Date	Site	W/L	Score
10-21-07	Hou	W	38-36
12-2-07	Tenn	W	28-20
9-21-08	Tenn	W	31-12
12-14-08	Hou	L	12-13
9-20-09	Tenn	L	31-34
11-23-09	Hou	W	20-17
11-28-10	Hou	L	0-20
12-19-10	Tenn	W	31-17
10-23-11	Tenn	L	7-41
1-1-12	Hou	W	23-22

Date	Site	W/L	Score
9-30-12	Hou	L	14-38
12-2-12	Tenn	L	10-24
9-15-13	Hou	L	24-30 OT
12-29-13	Tenn	W	16-10
10-26-14	Tenn	L	16-30
11-30-14	Hou	L	21-45
11-1-15	Hou	L	6-20
12-27-15	Tenn	L	6-34
10-2-16	Hou	L	20-27

Total Points: Titans 581, Texans 667

Longest Win Streak: 7 (2005-08)

Longest Losing Streak: 5 (2014-16)

At Nissan Stadium: 8-6

At NRG Stadium: 7-8

Series Sweeps: Titans (2002, 03, 05, 06, 07); Texans (2004, 12, 14, 15)



vs. INDIANAPOLIS COLTS

Regular Season: 13-30 (Home 7-13, Away 6-17) • Playoffs: 1-0 (Home 0-0, Away 1-0)

Date	Site	W/L	Score
10-11-70	Hou	L	20-24
11-4-73	Balt	W	31-27
11-1-76	Balt	L	14-38
10-14-79	Balt	W	28-16
9-21-80	Hou	W	21-16
12-18-83	Balt	L	10-20
9-9-84	Hou	L	21-35
12-22-85	Ind	L	16-34
11-23-86	Hou	W	31-17
11-29-87	Ind	L	27-51
9-4-88	Ind	W	17-14 OT
9-23-90	Hou	W	24-10
9-13-92	Ind	W	20-10
9-4-94	Ind	L	21-45

Date	Site	W/L	Score
1-16-00	Ind	W	19-16 (Div)
11-3-02	Ind	W	23-15
12-8-02	Tenn	W	27-17
9-14-03	Ind	L	7-33
12-7-03	Tenn	L	27-29
9-19-04	Tenn	L	17-31
12-5-04	Ind	L	24-51
10-2-05	Tenn	L	10-31
12-4-05	Ind	L	3-35
10-8-06	Ind	L	13-14
12-3-06	Tenn	W	20-17
9-16-07	Tenn	L	20-22
12-30-07	Ind	W	16-10
10-27-08	Tenn	W	31-21

Date	Site	W/L	Score
12-28-08	Ind	L	0-23
10-11-09	Tenn	L	9-31
12-06-09	Ind	L	17-27
12-9-10	Tenn	L	28-30
1-2-11	Ind	L	20-23
10-30-11	Tenn	W	27-10
12-18-11	Ind	L	13-27
10-28-12	Tenn	L	13-19 OT
12-9-12	Ind	L	23-27
11-14-13	Tenn	L	27-30
12-1-13	Ind	L	14-22
9-28-14	Ind	L	17-41
12-28-14	Tenn	L	10-27
9-27-15	Tenn	L	33-35

1-3-16 Ind L 24-30

10-23-16 Tenn L 26-34

Total Points: Titans 859, Colts 1,235

Longest Win Streak: 3 (last 1999-02)

Longest Losing Streak: 10 (2011-16)

At Nissan Stadium: 4-11

At RCA Dome: 5-8

At Lucas Oil Stadium: 0-8

Series Sweeps: Titans (2002); Colts (2003, 04, 05, 09, 10, 12, 13, 14, 15)



vs. JACKSONVILLE JAGUARS

Regular Season: 24-19 (Home 13-9, Away 11-10) • Playoffs: 1-0 (Home 0-0, Away 1-0)

Date	Site	W/L	Score
9-3-95	Jax	W	10-3
10-1-95	Hou	L	17-16
9-8-96	Jax	W	34-27
12-8-96	Hou	L	17-23
11-2-97	Tenn	L	24-30
11-16-97	Jax	L	9-17
9-27-98	Tenn	L	22-27
12-13-98	Jax	W	16-13
9-26-99	Jax	W	20-19
12-26-99	Tenn	W	41-14
1-23-00	Jax	W	33-14 (Champ)
10-16-00	Tenn	W	27-13
11-26-00	Jax	L	13-16

Date	Site	W/L	Score
9-23-01	Jax	L	6-13
11-4-01	Tenn	W	28-24
10-13-02	Tenn	W	23-14
12-22-02	Jax	W	28-10
10-28-03	Jax	W	30-17
11-16-03	Tenn	W	10-3
9-26-04	Tenn	L	15-12
11-21-04	Jax	W	18-15
11-20-05	Tenn	L	28-31
1-1-06	Jax	L	13-40
11-5-06	Jax	L	7-37
12-17-06	Tenn	W	24-17
9-9-07	Jax	W	13-10

Date	Site	W/L	Score
11-11-07	Tenn	L	13-28
9-7-08	Tenn	W	17-10
11-16-08	Jax	W	24-14
10-4-09	Jax	L	17-37
11-1-09	Tenn	W	30-13
10-18-10	Jax	W	30-3
12-5-10	Tenn	L	6-17
9-11-11	Jax	L	14-16
12-24-11	Tenn	W	23-17
11-25-12	Jax	L	19-24
12-30-12	Tenn	W	38-20
11-10-13	Tenn	L	27-29
12-22-13	Jax	W	20-16

Date	Site	W/L	Score
10-12-14	Tenn	W	16-14
12-18-14	Jax	L	13-21
11-19-15	Jax	L	13-19
12-6-15	Tenn	W	42-39
10-27-16	Tenn	W	36-22

Total Points: Titans 920, Jaguars 838
Longest Win Streak: 5 (last 2001-03)
Longest Losing Streak: 4 (1996-98)
At Nissan Stadium: 13-5
At EverBank Field: 12-10
Series Sweeps: Titans (1999, 02, 08); Jaguars (1997, 05)



vs. KANSAS CITY CHIEFS

Regular Season: 21-27 (Home 12-10, Away 9-17) • Playoffs: 0-2 (Home 0-2, Away 0-0)

Date	Site	W/L	Score
10-16-60	Hou	W	20-10
12-04-60	Dal	L	0-24
10-01-61	Dal	L	21-26
10-22-61	Hou	W	38-7
10-28-62	Hou	L	7-31
11-04-62	Dal	W	14-6
12-23-62	Hou	L	17-20 (AFL Champ)
10-06-63	KC	L	7-28
10-27-63	Hou	W	28-7
10-04-64	KC	L	7-28
11-22-64	Hou	L	19-28
10-24-65	Hou	W	38-36
11-28-65	KC	L	21-52
10-30-66	KC	L	23-48

Date	Site	W/L	Score
9-09-67	Hou	L	20-25
10-22-67	KC	W	24-19
9-09-68	Hou	L	21-26
11-28-68	KC	L	10-24
10-12-69	KC	L	0-24
11-08-70	KC	L	9-24
9-26-71	Hou	L	16-20
11-18-73	KC	L	14-38
9-29-74	Hou	L	7-17
11-02-75	KC	W	17-13
11-27-77	Hou	W	34-20
9-10-78	KC	W	20-17
9-16-79	Hou	W	20-6
10-12-80	KC	L	20-21
11-15-81	KC	L	10-23

Date	Site	W/L	Score
10-23-83	Hou	L	10-13
11-11-84	KC	W	17-16
11-03-85	Hou	W	23-20
9-21-86	KC	L	13-27
10-09-88	Hou	W	7-6
11-26-89	KC	L	0-34
9-16-90	KC	W	27-10
9-16-91	Hou	W	17-7
9-20-92	Hou	W	23-20
9-12-93	Hou	W	30-0
1-16-94	Hou	L	20-28 (Div)
12-18-94	KC	L	9-31
11-19-95	KC	L	13-20
9-01-96	Hou	L	19-20
9-10-00	Ten	W	17-14

Date	Site	W/L	Score
12-13-04	Ten	L	38-49
12-16-07	KC	W	26-17
10-19-08	KC	W	34-10
12-26-10	KC	L	14-34
10-6-13	Tenn	L	17-26
9-7-14	KC	W	26-10

Total Points: Titans 902, Chiefs 1,080
Longest Win Streak: 4 (last 1990-93)
Longest Losing Streak: 7 (1968-74)
At Nissan Stadium: 1-2
At Arrowhead Stadium: 7-8



vs. LOS ANGELES RAMS

Regular Season: 5-6 (Home 3-3, Away 2-3) • Playoffs: 0-1 (Neutral Site 0-1)

Date	Site	W/L	Score
10-7-73	Hou	L	26-31
9-24-78	Hou	L	6-10
9-6-81	LA	W	27-20
12-9-84	LA	L	16-27
9-13-87	Hou	W	20-16
11-4-90	LA	L	13-17

Date	Site	W/L	Score
9-26-93	Hou	L	28-13
10-31-99	Tenn	W	24-21
1-30-00	Atl	L	16-23 (SB 34)
9-25-05	St.L	L	27-31
12-13-09	Tenn	W	47-7
11-3-13	StL	W	28-21

Total Points: Titans 263, Rams 252
Longest Win Streak: 2 (2009-13)
Longest Losing Streak: 2 (last 2000-05)
At Nissan Stadium: 2-0
At Edward Jones Dome: 1-1



vs. MIAMI DOLPHINS

Regular Season: 16-19 (Home 8-8, Away 8-11) • Playoffs: 1-0 (Home 0-0, Away 1-0)

Date	Site	W/L	Score
10-23-66	Hou	L	13-20
12-18-66	Mia	L	28-29
12-3-67	Hou	W	17-14
12-23-67	Mia	W	41-10
9-14-68	Mia	W	24-10
10-6-68	Hou	L	7-24
9-28-69	Hou	W	22-10
11-23-69	Mia	W	32-7
9-27-70	Hou	L	10-20
9-24-72	Mia	L	13-34
11-16-75	Hou	W	20-19
10-2-77	Mia	L	7-27

Date	Site	W/L	Score
11-20-78	Hou	W	35-30
12-24-78	Mia	W	17-9 (WC)
11-5-79	Mia	W	9-6
9-20-81	Hou	L	10-16
12-4-83	Hou	L	17-24
10-14-84	Mia	L	10-28
9-8-85	Hou	W	26-23
11-2-86	Mia	L	7-28
10-1-89	Hou	W	39-7
10-20-91	Mia	W	17-13
11-22-92	Mia	L	16-19
11-17-96	Hou	L	20-23

Date	Site	W/L	Score
9-7-97	Mia	L	13-16 OT
11-7-99	Mia	L	0-17
9-9-01	Tenn	L	23-31
11-9-03	Tenn	W	31-7
9-11-04	Mia	W	17-7
12-24-05	Mia	L	10-24
9-24-06	Mia	L	10-13
12-20-09	Tenn	W	27-24 OT
11-14-10	Mia	L	17-29
11-11-12	Mia	W	37-3
10-18-15	Tenn	L	10-38
10-9-16	Mia	W	30-17

Total Points: Titans 682, Dolphins 676
Longest Win Streak: 3 (1967-68, 78-79)
Longest Losing Streak: 5 (1992-01)
At Nissan Stadium: 2-2
At Hard Rock Stadium: 4-6
Series Sweeps: Titans (1967, 69); Dolphins (1966)



vs. MINNESOTA VIKINGS

Regular Season: 4-9 (Home 3-2, Away 1-7) • Playoffs: 0-0

Date	Site	W/L	Score
10-13-74	Min	L	10-51
12-21-80	Hou	W	20-16
10-16-83	Min	L	14-34
12-14-86	Hou	W	23-10
9-10-89	Min	L	7-38
11-15-92	Min	W	17-13

Date	Site	W/L	Score
10-8-95	Min	L	17-23
12-26-98	Tenn	L	16-26
12-9-01	Min	L	24-42
10-24-04	Min	L	3-20
9-28-08	Tenn	W	30-17
10-7-12	Min	L	7-30

Date	Site	W/L	Score
9-11-16	Ten	L	16-25

Total Points: Titans 188, Vikings 320
Longest Win Streak: 1 (last 2008)
Longest Losing Streak: 4 (1995-04)
At Nissan Stadium: 1-0
At Metrodome: 1-6

**vs. NEW ENGLAND PATRIOTS** Regular Season: 15-23-1 (Home 10-7, Away 5-16-1) • Playoffs: 1-1 (Home 0-0, Away 1-1)

Date	Site	W/L	Score	Date	Site	W/L	Score	Date	Site	W/L	Score	Date	Site	W/L	Score
11-25-60	NE	W	24-10	11-13-66	Hou	L	14-38	10-18-81	NE	L	10-38	9-9-12	Tenn	L	13-34
12-18-60	Hou	W	37-21	11-5-67	NE	L	7-18	11-28-82	NE	L	21-29	12-20-15	NE	L	16-33
10-13-61	NE	T	31-31	11-26-67	Hou	W	27-6	10-18-87	Hou	L	7-21	Total Points: Titans 823, Patriots 1,024			
11-12-61	Hou	W	27-15	10-13-68	NE	W	16-0	9-25-88	Hou	W	31-6	Longest Win Streak: 4 (1975-80)			
9-16-62	NE	L	21-34	12-15-68	Hou	W	45-17	10-8-89	NE	L	13-23	Longest Losing Streak: 6 (2003-15)			
11-18-62	Hou	W	21-17	11-2-69	NE	L	0-24	9-22-91	NE	L	20-24	At Nissan Stadium: 1-2			
11-1-63	NE	L	3-45	12-14-69	Hou	W	23-27	10-17-93	NE	W	28-14	At Gillette Stadium: 0-4			
12-8-63	Hou	L	28-46	11-7-71	NE	L	20-28	9-20-98	NE	L	16-27	Series Sweeps: Titans (1960, 68); Patriots (1963, 64, 66)			
11-6-64	NE	L	24-25	11-25-73	Hou	L	0-32	12-16-02	Tenn	W	24-7				
11-29-64	Hou	L	17-34	9-21-75	NE	W	7-0	10-5-03	NE	L	30-38				
9-19-65	Hou	W	10-31	11-12-78	NE	W	26-23	1-10-04	NE	L	14-17 (Div)				
12-18-65	NE	L	14-42	12-31-78	NE	W	31-14 (Div)	12-31-06	Tenn	L	23-40				
9-25-66	NE	L	21-27	11-10-80	Hou	W	38-34	10-18-09	NE	L	0-59				

**vs. NEW ORLEANS SAINTS** Regular Season: 8-5-1 (Home 2-3-1, Away 6-2) • Playoffs: 0-0

Date	Site	W/L	Score	Date	Site	W/L	Score	Date	Site	W/L	Score	Total Points: Titans 313, Saints 283			
10-3-71	Hou	T	13-13	10-21-90	Hou	W	23-10	12-11-11	Tenn	L	17-22	Longest Win Streak: 4 (1996-07)			
10-3-76	NO	W	31-26	9-5-93	NO	L	21-33	11-8-15	NO	W	34-28 OT	Longest Losing Streak: 3 (1981-87)			
12-10-78	NO	W	17-12	11-10-96	NO	W	31-14	At Nissan Stadium: 1-1							
11-22-81	Hou	L	24-27	10-17-99	NO	W	24-21	At Superdome: 6-2							
9-30-84	Hou	L	10-27	9-21-03	Tenn	W	27-12								
12-13-87	NO	L	10-24	9-24-07	NO	W	31-14								

**vs. NEW YORK GIANTS** Regular Season: 5-6 (Home 3-3, Away 2-3) • Playoffs: 0-0

Date	Site	W/L	Score	Date	Site	W/L	Score	Date	Site	W/L	Score	Total Points: Titans 202, Giants 239			
9-16-73	NY	L	14-34	11-9-97	Tenn	W	10-6	12-7-14	Tenn	L	7-36	Longest Win Streak: 5 (1997-10)			
12-5-82	NY	L	14-17	10-1-00	Tenn	W	28-14	Longest Losing Streak: 5 (1973-94)							
12-8-85	Hou	L	14-35	12-1-02	NY	W	32-29 OT	At Nissan Stadium: 2-1							
12-21-91	NY	L	20-24	11-26-06	Tenn	W	24-21	At Giants Stadium: 1-2							
11-21-94	Hou	L	10-13	9-26-10	NY	W	29-10	At MetLife Stadium: 1-0							

**vs. NEW YORK JETS** Regular Season: 23-19-1 (Home 17-6, Away 6-13-1) • Playoffs: 1-0 (Home 1-0, Away 0-0)

Date	Site	W/L	Score	Date	Site	W/L	Score	Date	Site	W/L	Score	Date	Site	W/L	Score
10-9-60	Hou	W	27-21	10-15-67	NY	T	28-28	10-13-91	NY	W	23-20	12-14-14	Tenn	L	11-16
10-23-60	NY	W	42-28	10-20-68	Hou	L	14-20	12-29-91	Hou	W	17-10 (WC)	12-13-15	NYJ	L	8-30
11-19-61	Hou	W	49-13	11-10-68	NY	L	7-26	1-2-94	Hou	W	24-0	Total Points: Titans 1,022, Jets 922			
12-10-61	NY	W	48-21	10-20-69	NY	L	17-26	12-24-94	Hou	W	24-10	Longest Win Streak: 6 (last 1991-96)			
10-14-62	Hou	W	56-17	12-6-69	Hou	L	26-34	12-17-95	Hou	W	23-6	Longest Losing Streak: 4 (1968-69)			
12-15-62	NY	W	44-10	10-1-72	Hou	W	26-20	12-1-96	NY	W	35-10	At Nissan Stadium: 3-3			
9-22-63	NY	L	17-24	11-3-74	NY	W	27-22	11-22-98	Tenn	L	3-24	At Giants Stadium: 2-3			
11-10-63	Hou	W	31-27	9-18-77	Hou	W	20-0	12-1-03	NY	L	17-24	At MetLife Stadium: 0-1			
10-17-64	NY	L	21-24	10-28-79	Hou	W	27-24	12-10-06	Tenn	L	16-23	Series Sweeps: Titans (1960, 61, 62); Jets (1968, 69)			
12-13-64	Hou	W	33-17	11-23-80	NY	L	28-31 OT	12-23-07	Tenn	W	10-6				
9-12-65	Hou	W	27-21	9-27-81	NY	L	17-33	11-23-08	Tenn	L	13-34				
11-21-65	NY	L	14-41	11-18-84	Hou	W	31-20	9-27-09	NY	L	17-24				
9-18-66	NY	L	13-52	9-18-88	NY	L	3-45	12-17-12	Tenn	W	14-10				
10-16-66	Hou	W	24-0	10-28-90	Hou	L	12-17	10-6-13	Tenn	W	38-13				

**vs. OAKLAND RAIDERS** Regular Season: 20-25 (Home 15-13, Away 5-12) • Playoffs: 0-4 (Home 0-0, Away 0-4)

Date	Site	W/L	Score	Date	Site	W/L	Score	Date	Site	W/L	Score	Date	Site	W/L	Score
9-11-60	Oak	W	37-22	12-31-67	Oak	L	7-40 (AFL Champ)	9-11-83	LA	L	6-20	10-28-07	Tenn	W	13-9
9-25-60	Hou	L	13-14	9-29-68	Hou	L	15-24	9-2-84	Hou	L	14-24	9-12-10	Tenn	W	38-13
9-9-61	Hou	W	55-0	9-14-69	Oak	L	17-21	10-26-86	Hou	L	17-28	11-24-13	Oak	W	23-19
12-17-61	Oak	W	47-16	12-21-69	Oak	L	7-56 (AFL Div)	9-11-88	Hou	W	38-35	11-29-15	Tenn	L	21-24
11-11-62	Oak	W	28-20	11-14-71	Oak	L	21-41	11-19-89	Hou	W	23-7	9-25-16	Tenn	L	10-17
12-9-62	Hou	W	32-17	10-9-72	Hou	L	0-34	9-1-91	Hou	W	47-17	Total Points: Titans 1,095, Raiders 1,174			
9-7-63	Hou	L	13-24	12-2-73	Hou	L	6-17	10-30-94	LA	L	14-17	Longest Win Streak: 4 (1961-62)			
12-22-63	Oak	L	49-52	12-14-75	Hou	W	27-26	8-31-97	Tenn	W	24-21 OT	Longest Losing Streak: 9 (1966-73)			
9-19-64	Hou	W	42-28	9-26-76	Hou	L	13-14	12-9-99	Tenn	W	21-14	At Nissan Stadium: 4-3			
11-15-64	Oak	L	10-20	11-13-77	Oak	L	29-34	12-22-01	Oak	W	13-10	At Oakland Alameda Coliseum: 2-11			
9-26-65	Oak	L	17-21	10-8-78	Oak	L	17-21	9-29-02	Oak	L	25-52	Series Sweeps: Titans (1961,62); Raiders (1963, 65)			
11-7-65	Hou	L	21-33	11-11-79	Hou	W	31-17	1-19-03	Oak	L	24-41 (Champ)				
9-10-66	Hou	W	31-0	12-28-80	Oak	L	7-27 (WC)	9-7-03	Tenn	W	25-20				
11-6-66	Oak	L	23-38	11-8-81	Hou	W	17-16	12-19-04	Oak	L	35-40				
12-10-67	Hou	L	7-19					10-30-05	Tenn	L	25-34				



vs. PHILADELPHIA EAGLES

Regular Season: 4-7 (Home 2-3, Away 2-4) • Playoffs: 0-0

Date	Site	W/L	Score
11-12-72	Hou	L	17-18
12-16-79	Hou	L	20-26
12-19-82	Phil	L	14-35
10-2-88	Phil	L	23-32
12-2-91	Hou	L	6-13

Date	Site	W/L	Score
10-24-94	Phil	L	6-21
12-3-00	Phil	W	15-13
9-8-02	Tenn	W	27-24
11-19-06	Phil	W	31-13
10-24-10	Tenn	W	37-19

Date	Site	W/L	Score
11-23-14	Phil	L	24-43

Total Points: Titans 220, Eagles 257
Longest Win Streak: 4 (2000-10)
Longest Losing Streak: 6 (1972-94)
At Nissan Stadium: 2-0
At Lincoln Financial Field: 1-1



vs. PITTSBURGH STEELERS

Regular Season: 31-42 (Home 19-18, Away 12-24) • Playoffs: 1-3 (Home 1-1, Away 0-2)

Date	Site	W/L	Score
9-20-70	Pitt	W	19-7
10-18-70	Hou	L	3-7
10-24-71	Pitt	L	16-23
12-5-71	Hou	W	29-3
10-15-72	Pitt	L	7-24
12-10-72	Hou	L	3-9
9-30-73	Hou	L	7-36
12-9-73	Pitt	L	7-33
10-6-74	Hou	L	7-13
12-1-74	Pitt	W	13-10
11-9-75	Pitt	L	17-24
11-24-75	Hou	L	9-32
11-21-76	Pitt	L	16-32
12-11-76	Hou	L	0-21
10-9-77	Hou	W	27-10
10-23-77	Pitt	L	10-27
10-23-78	Pitt	W	24-17
12-3-78	Hou	L	3-13
1-7-79	Pitt	L	5-34 (Champ)
9-9-79	Pitt	L	7-38
12-10-79	Hou	W	20-17
1-6-80	Pitt	L	13-27 (Champ)

Date	Site	W/L	Score
9-7-80	Pitt	L	17-31
12-4-80	Hou	W	6-0
10-26-81	Pitt	L	13-26
12-20-81	Hou	W	21-20
11-21-82	Hou	L	10-24
9-18-83	Hou	L	28-40
10-2-83	Pitt	L	10-17
11-4-84	Pitt	L	7-35
12-2-84	Hou	W	23-20 OT
9-22-85	Pitt	L	0-20
11-17-85	Hou	L	7-30
9-28-86	Hou	L	16-22 OT
11-16-86	Pitt	L	10-21
11-15-87	Pitt	W	23-3
12-20-87	Hou	W	24-16
10-16-88	Pitt	W	34-14
12-4-88	Hou	L	34-37
10-22-89	Hou	W	27-0
12-3-89	Pitt	W	23-16
12-31-89	Hou	L	26-23 OT (WC)
9-16-90	Pitt	L	9-20
12-30-90	Hou	W	34-14

Date	Site	W/L	Score
11-24-91	Pitt	L	14-26
12-8-91	Hou	W	31-6
9-6-92	Hou	L	24-29
11-1-92	Pitt	L	20-21
11-28-93	Hou	W	23-3
12-19-93	Pitt	W	26-17
10-3-94	Pitt	L	14-30
11-6-94	Hou	L	9-12 OT
9-10-95	Hou	L	17-34
12-3-95	Pitt	L	7-21
9-29-96	Pitt	L	16-30
10-20-96	Hou	W	23-13
9-28-97	Pitt	L	24-37
12-21-97	Tenn	W	16-6
11-1-98	Pitt	W	41-31
11-15-98	Tenn	W	23-14
11-21-99	Tenn	W	16-10
1-2-00	Pitt	W	47-36
9-24-00	Pitt	W	23-20
11-5-00	Tenn	W	9-7
10-29-01	Pitt	L	7-34
11-25-01	Tenn	L	24-34

Total Points: Titans 1,352, Steelers 1,624
Longest Win Streak: 7 (1997-00)
Longest Losing Streak: 5 (last 1994-96)
At Nissan Stadium: 6-3
At Heinz Field: 2-4
Series Sweeps: Titans (1987, 89, 93, 98, 99, 00); Steelers (1972, 73, 75, 76, 83, 85, 86, 92, 94, 95, 01)



vs. SAN DIEGO CHARGERS

Regular Season: 14-26-1 (Home 11-9, Away 3-17-1) • Playoffs: 3-1 (Home 1-0, Away 2-1)

Date	Site	W/L	Score
9-18-60	Hou	W	38-28
11-13-60	LA	L	21-24
1-1-61	Hou	W	24-16 (AFL Champ)
9-24-61	SD	L	24-34
12-3-61	Hou	W	33-13
12-24-61	SD	W	10-3 (AFL Champ)
9-23-62	SD	W	42-17
11-25-62	Hou	W	33-27
12-1-63	SD	L	0-27
12-15-63	Hou	L	14-20
9-12-64	SD	L	21-27
10-25-64	Hou	L	17-20
10-3-65	SD	L	14-31

Date	Site	W/L	Score
12-12-65	Hou	L	26-37
12-4-66	Hou	L	22-28
9-24-67	SD	L	3-13
12-16-67	Hou	W	17-24
9-21-68	SD	L	14-30
11-27-69	Hou	L	17-21
10-25-70	SD	T	31-31
12-19-71	Hou	W	49-33
11-26-72	SD	L	20-34
9-15-74	Hou	W	21-14
9-28-75	Hou	W	33-17
10-17-76	SD	L	27-30
12-17-78	Hou	L	24-45
12-29-79	SD	W	17-14 (Div)
9-16-84	SD	L	14-31

Date	Site	W/L	Score
11-24-85	Hou	W	37-35
12-7-86	SD	L	0-27
12-6-87	Hou	W	33-18
9-17-89	SD	W	34-27
9-30-90	SD	W	17-7
9-27-92	Hou	W	27-0
9-19-93	SD	L	17-18
9-13-98	Tenn	L	7-13
10-3-04	SD	L	17-38
9-17-06	SD	L	7-40
12-9-07	Tenn	L	17-23 OT
1-6-08	SD	L	6-17 (WC)
12-25-09	Tenn	L	17-42
10-31-10	SD	L	25-33
9-16-12	SD	L	10-38

Total Points: Titans 959, Chargers 1,118
Longest Win Streak: 4 (1961-62, 1987-92)
Longest Losing Streak: 9 (1993-2012)
At Nissan Stadium: 1-2
At Qualcomm Stadium: 3-13-1
Series Sweeps: Titans (1962); Chargers (1963, 64, 65)



vs. SAN FRANCISCO 49ERS

Regular Season: 5-8 (Home 2-5, Away 3-3) • Playoffs: 0-0

Date	Site	W/L	Score
11-15-70	Hou	L	20-30
12-7-75	SF	W	27-13
9-17-78	Hou	W	20-19
12-13-81	SF	L	6-28
10-21-84	Hou	L	21-34
11-8-87	SF	L	20-27

Date	Site	W/L	Score
10-7-90	Hou	L	21-24
12-25-93	SF	W	10-7
10-27-96	Hou	L	9-10
10-3-99	SF	L	22-24
11-27-05	Tenn	W	33-22
11-8-09	SF	W	34-27

Date	Site	W/L	Score
10-20-13	Tenn	L	17-31

Total Points: Titans 260, 49ers 296
Longest Win Streak: 2 (1975-78, 2005-09)
Longest Losing Streak: 4 (1981-90)
At Nissan Stadium: 1-1
At Candlestick Park: 3-3



vs. SEATTLE SEAHAWKS

Regular Season: 5-10 (Home 3-3, Away 2-7) • Playoffs: 1-0 (Home 1-0, Away 0-0)

Date	Site	W/L	Score
11-20-77	Sea	W	22-10
10-21-79	Sea	L	14-34
10-5-80	Hou	L	7-26
10-11-81	Hou	W	35-17
9-19-82	Hou	W	23-21
1-3-88	Hou	W	23-20 OT (WC)

Date	Site	W/L	Score
11-13-88	Sea	L	24-27
12-2-90	Sea	L	10-13 OT
11-7-93	Hou	W	24-14
12-11-94	Hou	L	14-16
11-3-96	Sea	L	16-23
10-5-97	Sea	L	13-16

Date	Site	W/L	Score
11-29-98	Sea	L	18-20
12-18-05	Tenn	L	24-28
1-3-10	Sea	W	17-13
10-13-13	Sea	L	13-20

Total Points: Titans 297, Seahawks 318
Longest Win Streak: 3 (1981-87)
Longest Losing Streak: 5 (1994-05)
At Nissan Stadium: 0-1
At Qwest Field: 1-1



vs. TAMPA BAY BUCCANEERS

Regular Season: 9-2 (Home 7-0, Away 2-2) • Playoffs: 0-0

Date	Site	W/L	Score
9-12-76	Hou	W	20-0
10-19-80	Hou	W	20-14
11-27-83	TB	L	24-33
12-10-89	Hou	W	20-17
10-29-95	Hou	W	19-7
11-8-98	TB	W	31-22

Date	Site	W/L	Score
10-14-01	Tenn	W	31-28 OT
12-28-03	Tenn	W	33-13
10-14-07	TB	L	10-13
11-27-11	Tenn	W	23-17
9-13-15	TB	W	42-14

Total Points: Titans 273, Buccaneers 178
Longest Win Streak: 5 (1989-03)
Longest Losing Streak: 1 (1983, 2007)
At Nissan Stadium: 3-0
At Raymond James Stadium: 2-1



vs. WASHINGTON REDSKINS

Regular Season: 6-6 (Home 3-2, Away 3-4) • Playoffs: 0-0

Date	Site	W/L	Score
10-10-71	Wash	L	13-22
10-19-75	Hou	W	13-10
9-2-79	Wash	W	29-27
9-15-85	Wash	L	16-13
10-30-88	Hou	W	41-17
11-3-91	Wash	L	13-16 OT

Date	Site	W/L	Score
10-19-97	Tenn	W	28-14
10-30-00	Wash	W	27-21
10-6-02	Tenn	L	14-31
10-15-06	Wash	W	25-22
11-21-10	Tenn	L	16-19 OT
10-20-14	Wash	L	17-19

Total Points: Titans 233, Redskins 215
Longest Win Streak: 2 (last 1997-00)
Longest Losing Streak: 2 (2010-14)
At Nissan Stadium: 0-2
At FedEx Field: 2-1

TITANS ALL-TIME FIRST-ROUND DRAFT PICKS

Year	Pick	Player	Pos.	College	Year	Pick	Player	Pos.	College
2016	8	Jack Conklin	T	Michigan State	1985	3	Ray Childress	DE	Texas A&M
2015	2	Marcus Mariota	QB	Oregon		11	Richard Johnson	DB	Wisconsin
2014	11	Taylor Lewan	T	Michigan	1984	2	Dean Steinkuhler	T	Nebraska
2013	10	Chance Warmack	G	Alabama	1983	9	Bruce Matthews	G	USC
2012	20	Kendall Wright	WR	Baylor	1982	8	Mike Munchak	G	Penn State
2011	8	Jake Locker	QB	Washington	1981		(none)		
2010	16	Derrick Morgan	DE	Georgia Tech	1980		(none)		
2009	30	Kenny Britt	WR	Rutgers	1979		(none)		
2008	24	Chris Johnson	RB	East Carolina	1978	1	Earl Campbell	RB	Texas
2007	19	Michael Griffin	DB	Texas	1977	11	Morris Towns	T	Missouri
2006	3	Vince Young	QB	Texas	1976		(none)		
2005	6	Pacman Jones	CB	West Virginia	1975	6	Robert Brazile	LB	Jackson State
2004		(none)				15	Don Hardeman	RB	Texas A&M-Kingsville
2003	28	Andre Woolfolk	CB	Oklahoma	1974		(none)		
2002	15	Albert Haynesworth	DT	Tennessee	1973	1	John Matuszak	DE	Tampa
2001		(none)				14	George Amundson	RB	Iowa State
2000	30	Keith Bulluck	LB	Syracuse	1972	6	Greg Sampson	DE	Stanford
1999	16	Jevon Kearse	DE	Florida	1971	3	Dan Pastorini	QB	Santa Clara
1998	16	Kevin Dyson	WR	Utah	1970	14	Doug Wilkerson	G	NC Central
1997	18	Kenny Holmes	DE	Miami (Fla.)	1969	15	Ron Pritchard	LB	Arizona State
1996	14	Eddie George	RB	Ohio State	1968		(none)		
1995	3	Steve McNair	QB	Alcorn State	1967	5	George Webster	LB	Michigan St.
1994	26	Henry Ford	DE	Arkansas		23	Tom Regner	G	Notre Dame
1993	13	Brad Hopkins	T	Illinois	1966		Tommy Nobis	LB	Texas
1992		(none)			1965		Lawrence Elkins	TE	Baylor
1991		(none)			1964		Scott Appleton	DT	Texas
1990	15	Lamar Lathon	LB	Houston	1963		Danny Brabham	LB	Arkansas
1989	23	David Williams	T	Florida	1962		Ray Jacobs	DT	Howard Payne
1988	22	Lorenzo White	RB	Michigan State	1961		Mike Ditka	TE	Pittsburgh
1987	3	Alonzo Highsmith	RB	Miami (Fla.)	1960		Billy Cannon	HB	LSU
	20	Haywood Jeffires	WR	NC State					
1986	3	Jim Everett	QB	Purdue					

1998–2016 DRAFT SELECTIONS

2016

Rd.	Pick	Player	Pos.	College
1a	1	(traded to Los Angeles)		
1b	8	Jack Conklin	T	Michigan State
1c	15	(traded to Cleveland)		
2a	33	Kevin Dodd	OLB	Clemson
2b	43	Austin Johnson	DL	Penn State
2c	45	Derrick Henry	RB	Alabama
3a	64	Kevin Byard	S	Middle Tennessee St.
3b	76	(traded to Cleveland)		
4a	100	(traded to Philadelphia)		
4b	113	(traded to Los Angeles)		
5a	140	Tajae Sharpe	WR	Massachusetts
5b	157	LeShaun Sims	CB	Southern Utah
6a	176	(traded to Denver)		
6b	177	(traded to Los Angeles)		
6c	193	Sebastian Tretola	G	Arkansas
7a	222	Aaron Wallace	OLB	UCLA
7b	253	Kalan Reed	CB	Southern Mississippi

Draft Notes

- 1b, 6a – Picks acquired in a trade with Cleveland for 1c, 3b and a 2017 second-round choice
- 1c, 2b, 2c, 3b – Picks and 2017 first-round and third-round choices acquired in a trade with Los Angeles for 1a, 4b and 6b
- 4b – Pick acquired in a trade with Philadelphia for 4a and RB DeMarco Murray
- 5b, 7b – Picks acquired in a trade with Denver for 6a and a 2017 sixth-round choice
- 6c – Pick and a 2017 sixth-round choice acquired in 2015 from Atlanta for G Andy Levitre.

2015

Rd.	Pick	Player	Pos.	College
1	2	Marcus Mariota	QB	Oregon
2a	33	(traded to New York Giants)		
2b	40	Dorial Green-Beckham	WR	Oklahoma
3	66	Jeremiah Poutasi	OL	Utah
4a	100	Angelo Blackson	DE	Auburn
4b	108	Jalston Fowler	FB	Alabama
5	138	David Cobb	RB	Minnesota
6a	177	Deiontrez Mount	OLB	Louisville
6b	208	Andy Gallik	C	Boston College
7a	219	(traded to New England)		
7b	245	Tre McBride	WR	William & Mary

Draft Notes

- 2b, 4b, 7 – Picks acquired from New York Giants for 2a.
- 6b – Pick acquired in 2014 from New England for LB Akeem Ayers and 7a.

2014

Rd.	Pick	Player	Pos.	College
1	11	Taylor Lewan	T	Michigan
2a	42	(traded to Philadelphia)		
2b	54	Bishop Sankey	RB	Washington
3	77	(traded to San Francisco)		
4a	112	DaQuan Jones	DL	Penn State
4b	122	Marqueston Huff	DB	Wyoming
5	151	Avery Williamson	LB	Kentucky
6a	178	Zach Mettenberger	QB	Louisiana State
6b	186	(traded to Washington)		
7	228	(traded to Washington)		

Draft Notes

- 2b, 4b – Picks acquired in trade with Philadelphia for 2a.
- 3 – Pick traded to San Francisco during 2013 draft (see 2013, 2a).
- 6a – Pick acquired in trade with Washington for 6b and 7.

2013

Rd.	Pick	Player	Pos.	College
1	10	Chance Warmack	G	Alabama
2a	34	Justin Hunter	WR	Tennessee
2b	40	(traded to San Francisco)		
3a	70	Blidi Wreh-Wilson	CB	Connecticut
3b	97	Zaviar Gooden	LB	Missouri
4	107	Brian Schwenke	C	California
5	142	Lavar Edwards	DE	Louisiana State
6a	176	(traded to Minnesota)		
6b	202	Khalid Wooten	CB	Nevada
7a	216	(traded to San Francisco)		
7b	248	Daimion Stafford	S	Nebraska

Draft Notes

- 2a – Pick acquired in trade with San Francisco for 2b, 7a and a third-round pick in 2014.
- 6a – Pick traded to Minnesota in 2012 for a seventh-round pick in 2012.
- 3b, 6b, 7b – Awarded as compensatory selections

2012

Rd.	Pick	Player	Pos.	College
1	20	Kendall Wright	WR	Baylor
2	52	Zach Brown	LB	North Carolina
3	82	Mike Martin	DT	Michigan
4	115	Coty Sensabaugh	CB	Clemson
5a	145	Taylor Thompson	TE	Southern Methodist
5b	155	(traded to Miami)		
6	190	Markelle Martin	S	Oklahoma State
7a	211	Scott Solomon	DE	Rice
7b	227	(traded to Miami)		

Draft Notes

- 5a – Pick acquired in trade with Miami for 5b and 7b
- 7a – Pick acquired in trade with Minnesota for a sixth-round choice in 2013

2011

Rd.	Pick	Player	Pos.	College
1	8	Jake Locker	QB	Washington
2	39	Akeem Ayers	LB	UCLA
3	77	Jurrell Casey	DT	Southern California
4a	109	Colin McCarthy	LB	Miami (Fla.)
4b	130	Jamie Harper	RB	Clemson
5	142	Karl Klug	DL	Iowa
6	175	Byron Stingily	T	Louisville
7a	212	Zach Clayton	DT	Auburn
7b	251	Tommie Campbell	DB	California (Pa.)

Draft Notes

- 4b, 7b – Awarded as compensatory selections

2010

Rd.	Pick	Player	Pos.	College
1	16	Derrick Morgan	DE	Georgia Tech
2	47	(traded to New England)		
3a	77	Damian Williams	WR	Southern California
3b	97	Rennie Curran	LB	Georgia
4a	104	Alterraun Verner	CB	UCLA
4b	111	(traded to Seattle)		
5	148	Robert Johnson	S	Utah
6a	176	Rusty Smith	QB	Florida Atlantic
6b	185	(traded to Seattle)		
6c	207	Myron Rolle	S	Florida State
7a	222	Marc Mariani	WR	Montana
7b	241	David Howard	DT	Brown

Draft Notes

- 3b, 6c, 7b – Awarded as compensatory selections
- 2 – Traded to New England in 2009 (see 2009 3a)
- 4a, 6a – Picks acquired in trade with Seattle for RB LenDale White, DT

1998–2016 DRAFT SELECTIONS

Kevin Vickerson, 4b and 6b

2009

Rd.	Pick	Player	Pos.	College
1	30	Kenny Britt	WR	Rutgers
2	62	Sen'Derrick Marks	DT	Auburn
3a	89	Jared Cook	TE	South Carolina
3b	94	Ryan Mouton	CB	Hawaii
4a	130	Gerald McRath	LB	Southern Mississippi
4b	135	Troy Kropog	T/G	Tulane
5a	166	(Traded to Dallas)		
5b	173	Javon Ringer	RB	Michigan State
6a	203	Jason McCourty	CB	Rutgers
6b	206	Dominique Edison	WR	Stephen F. Austin
7a	239	Ryan Durand	G	Syracuse
7b	242	Nick Schommer	S	North Dakota State

Draft Notes

- 4b, 5b, 6b, 7b – Awarded as compensatory selections
- 3a – Pick acquired in trade with New England for second round pick in 2010
- 5a – Pick traded to Dallas (see 2008 4c)

2008

Rd.	Pick	Player	Pos.	College
1	24	Chris Johnson	RB	East Carolina
2	54	Jason Jones	DL	Eastern Michigan
3	85	Craig Stevens	TE	California
4a	103	William Hayes	DE	Winston-Salem State
4b	124	(Traded to Washington)		
4c	126	Lavelle Hawkins	WR	California
4d	134	Stanford Keglar	LB	Purdue
5	157	(Traded to Washington)		
6	189	(Traded to Seattle)		
7	229	Cary Williams	CB	Washburn

Draft Notes

- 4d – Awarded as compensatory selection
- 4a – Pick acquired in trade with Washington for fourth round pick (#124 overall) and fifth round pick (#157 overall).
- 4b – Traded to Washington (see 4a)
- 4c – Pick acquired in trade with Dallas for Pacman Jones
- 5 – Pick traded to Washington (see 4a)
- 6 – Pick traded to Seattle for Bryce Fisher

2007

Rd.	Pick	Player	Pos.	College
1	19	Michael Griffin	S	Texas
2	50	Chris Henry	RB	Arizona
3	80	Paul Williams	WR	Fresno State
4a	115	Leroy Harris	G/C	N.C. State
4b	128	Chris Davis	WR	Florida State
5	152	Antonio Johnson	DT	Mississippi State
6a	188	Joel Filani	WR	Texas Tech
6b	204	Jacob Ford	DE	Central Arkansas
6c	206	Ryan Smith	CB	Florida
7	223	Mike Otto	T	Purdue

Draft Notes

- 4b – Pick acquired in trade with Baltimore for Steve McNair in 2006.
- 6b – Pick acquired in trade with San Diego for Billy Volek in 2006.
- 6c – Pick acquired in trade with Indianapolis for seventh round pick (#238 overall) in 2006. That selection was originally obtained from Indianapolis for Rocky Calmus.

2006

Rd.	Pick	Player	Pos.	College
1	3	Vince Young	QB	Texas
2a	39	(Traded to Philadelphia)		
2b	45	LenDale White	RB	Southern California
3	70	(Traded to Buffalo)		
4a	102	Calvin Lowry	S	Penn State
4b	116	Stephen Tulloch	LB	N.C. State
5a	137	Terna Nande	LB	Miami (Ohio)
5b	169	Jesse Mahelona	DT	Tennessee
6	172	Jonathan Orr	WR	Wisconsin
7a	215	Cortland Finnegan	CB	Samford
7b	238	(Traded to Indianapolis)		
7c	245	Spencer Toone	LB	Utah
7d	246	Quinton Ganther	RB	Utah

Draft Notes

- 5b, 7c and 7d – awarded as compensatory selections
- 2a – Pick traded to Philadelphia (see 2b)
- 2b – Pick acquired from Philadelphia along with 2006 fourth round pick (116 overall) for the Titans second round pick (39 overall)
- 3 – Pick traded to Buffalo for RB Travis Henry in 2005
- 7b – Pick acquired from Indianapolis for LB Rocky Calmus in 2005 and traded back to Indianapolis for sixth round selection in 2007

2005

Rd.	Pick	Player	Pos.	College
1	6	Adam Jones	CB	West Virginia
2a	37	(Traded to Detroit)		
2b	41	Michael Roos	T	Eastern Washington
3a	68	Courtney Roby	WR	Indiana
3b	96	Brandon Jones	WR	Oklahoma
4a	108	Vincent Fuller	S	Virginia Tech
4b	113	David Stewart	T	Mississippi State
4c	136	Roydell Williams	WR	Tulane
5a	142	Damien Nash	RB	Missouri
5b	150	Daniel Loper	T	Texas Tech
6	179	Bo Scaife	TE	Texas
7	218	Reynaldo Hill	CB	Florida

Draft Notes

- 3b and 4c – awarded as compensatory selections
- 2a – Pick traded to Detroit (see 2b)
- 2b – Pick acquired from Detroit along with 2005 fourth round pick (113 overall) for the Titans second round pick (37 overall)
- 4b – Pick acquired from Detroit (see 2b)
- 5b – Pick acquired from Kansas City for DE Carlos Hall

2004

Rd.	Pick	Player	Pos.	College
1	27	(Traded to Houston)		
2a	40	Ben Troupe	TE	Florida
2b	42	Travis LaBoy	DE	Hawaii
2c	57	Antwan Odom	DE	Alabama
3a	71	Randy Starks	DT	Maryland
3b	92	Rich Gardner	CB	Penn State
4a	103	Bo Schobel	DE	TCU
4b	124	Michael Waddell	CB	North Carolina
5a	138	Jacob Bell	G	Miami (Ohio)
5b	159	(Traded to Houston)		
5c	165	Robert Reynolds	LB	Ohio State
6	191	Troy Fleming	RB	Tennessee
7a	230	Jared Clauss	DT	Iowa
7b	239	Eugene Amano	C	S.E. Missouri State
7c	241	Sean McHugh	TE	Penn State

Draft Notes

- 5c, 7b, 7c – awarded as compensatory selections
- 1 – Pick traded to Houston (see 2a)
- 2a – Pick acquired from Houston along with 2004 third round pick (71 overall), fourth round pick (103 overall) and fifth round pick (138 overall)

1998–2016 DRAFT SELECTIONS

for the Titans 2004 first round pick (27 overall) and fifth round pick (159 overall)

- 2b – Pick acquired from New York Jets for WR Justin McCariens
- 3a – Pick acquired in Houston trade (see 2a)
- 4a – Pick acquired in Houston trade (see 2a)
- 5a – Pick acquired in Houston trade (see 2a)
- 5b – Pick traded to Houston (see 2a)

2003

Rd.	Pick	Player	Pos.	College
1	28	Andre Woolfolk	CB	Oklahoma
2	60	Tyrone Calico	WR	Middle Tennessee State
3	93	Chris Brown	RB	Colorado
4	126	Rien Long	DT	Washington State
5a	154	Donnie Nickey	S	Ohio State
5b	164	(Traded to New England)		
6	201	(Traded to New England)		
7a	225	Todd Williams	T	Florida State
7b	243	(Traded to New England)		

Draft Notes

- 5a – Pick acquired from New England along with 2003 seventh round pick (225 overall) for the Titans 2003 fifth round pick (164 overall), sixth round pick (201 overall) and seventh round pick (243 overall)
- 5b – Pick traded to New England (see 5a)
- 6 – Pick traded to New England (see 5a)
- 7a – Pick acquired in New England trade (see 5a)
- 7b – Pick traded to New England (see 5a)

2002

Rd.	Pick	Player	Pos.	College
1a	14	(Traded to N.Y. Giants)		
1b	15	Albert Haynesworth	DT	Tennessee
2	45	Tank Williams	S	Stanford
3	77	Rocky Calmus	LB	Oklahoma
4a	110	Mike Echols	CB	Wisconsin
4b	115	Tony Beckham	CB	Wisconsin-Stout
4c	133	Rocky Boiman	LB	Notre Dame
5	151	Jake Schifino	WR	Akron
6	187	Justin Hartwig	G	Kansas
7a	225	Darrell Hill	WR	Northern Illinois
7b	240	Carlos Hall	DE	Arkansas

Draft Notes

- 4c – awarded as compensatory selection
- 1a – Pick traded to N.Y. Giants (see 1b)
- 1b – Pick acquired from the New York Giants along with 2002 fourth round pick (115 overall) for the Titans 2002 first round pick (14 overall)
- 4b – Pick acquired in Giants trade (see 1b)
- 7b – Pick acquired from Green Bay for DT Rod Walker

2001

Rd.	Pick	Player	Pos.	College
1	29	(Traded to St. Louis)		
2	60	Andre Dyson	CB	Utah
3	90	Shad Meier	TE	Kansas State
4	124	Justin McCareins	WR	Northern Illinois
5	159	Eddie Berlin	WR	Northern Iowa
6a	192	Dan Alexander	RB	Nebraska
6b	199	Adam Haayer	T	Minnesota
7a	229	(Traded to Oakland)		
7b	232	Keith Adams	LB	Clemson

Draft Notes

- 6b, 7b – awarded as compensatory selections
- 1 – Pick traded to St. Louis for DE Kevin Carter
- 7a – Pick traded to Oakland for C Gennaro DiNapoli

2000

Rd.	Pick	Player	Pos.	College
1	30	Keith Bulluck	LB	Syracuse
3a	68	Erron Kinney	TE	Florida
3b	93	Byron Frisch	DE	Brigham Young
4a	124	Bobby Myers	S	Wisconsin
4b	128	Peter Sirmon	LB	Oregon
5a	135	Aric Morris	S	Michigan State
5b	160	Frank Chamberlin	LB	Boston College
6	197	Robaire Smith	DE	Michigan State
7a	213	Mike Green	RB	Houston
7b	237	Wes Shivers	T	Mississippi State

Draft Notes

- 4b – awarded as compensatory selection
- 7a – Pick acquired from Chicago for LB Lemanski Hall

1999

Rd.	Pick	Player	Pos.	College
1	16	Jevon Kearse	DE	Florida
2a	46	(Traded to New England)		
2b	52	John Thornton	DT	West Virginia
3	81	Zach Piller	G	Florida
4a	114	Brad Ware	S	Auburn
4b	117	Donald Mitchell	CB	Southern Methodist
5	151	Kevin Daft	QB	California-Davis
6	186	Darran Hall	WR	Colorado State
7	222	Phil Glover	LB	Utah

Draft Notes

- 2a – Pick traded to New England (see 2b)
- 2b – Pick acquired from New England along with 1999 fourth round pick (117 overall) for Titans 1999 second round pick (46 overall)
- 4b – Pick acquired in New England trade (see 2b)

1998

Rd.	Pick	Player	Pos.	College
1	16	Kevin Dyson	WR	Utah
2	46	Samari Rolle	CB	Florida State
3	77	Dainon Sidney	CB	Alabama-Birmingham
4	107	Joe Salave'a	DT	Arizona
5	139	Benji Olson	G	Washington
6	168	Lee Wiggins	DB	South Carolina
7a	205	Jimmy Sprotte	LB	Arizona
7b	229	Kevin Long	C	Florida State

Draft Notes

- 7b – awarded as a compensatory selection

TITANS TRADE HISTORY SINCE 1999

2016 TRADES

Trade Date/Teams	Compensation	Overall	Player Selected	Note
1. March 9, 2016				
Philadelphia Receives:	Draft Choice:	Round 4, 2016	#100 QB Connor Cook	Pick traded from Philadelphia to Cleveland to Oakland
Tennessee Receives:	Player:	RB DeMarco Murray		
	Draft Choice:	Round 4, 2016	#113 LB Nick Kwiatkoski	Pick traded from Tennessee to Los Angeles to Chicago
2. April 14, 2016				
Los Angeles Receives:	Draft Choice:	Round 1, 2016	#1 QB Jared Goff	
	Draft Choice:	Round 4, 2016	#113 LB Nick Kwiatkoski	Pick originally from Philadelphia; traded from Los Angeles to Chicago
Tennessee Receives:	Draft Choice:	Round 6, 2016	#177 TE Temarrick Hemingway	
	Draft Choice:	Round 1, 2016	#15 WR Corey Coleman	Pick traded from Tennessee to Cleveland
	Draft Choice:	Round 2, 2016	#43 DL Austin Johnson	Pick originally from Philadelphia
	Draft Choice:	Round 2, 2016	#45 RB Derrick Henry	
	Draft Choice:	Round 3, 2016	#76 T Shon Coleman	Pick traded from Tennessee to Cleveland
	Draft Choice:	Round 1, 2017		
	Draft Choice:	Round 3, 2017		
3. April 28, 2016 (Draft Day Trade)				
Cleveland Receives:	Draft Choice:	Round 1, 2016	#15 WR Corey Coleman	Pick originally from Los Angeles
	Draft Choice:	Round 3, 2016	#76 T Shon Coleman	Pick originally from Los Angeles
	Draft Choice:	Round 2, 2017		
Tennessee Receives:	Draft Choice:	Round 1, 2016	#8 T Jack Conklin	Pick originally from Miami through Philadelphia
	Draft Choice:	Round 6, 2016	#176 RB Andy Janovich	Pick traded from Tennessee to Denver
4. April 30, 2016 (Draft Day Trade)				
Denver Receives:	Draft Choice:	Round 6, 2016	#176 RB Andy Janovich	Pick originally from Cleveland
	Draft Choice:	Round 6, 2017		
Tennessee Receives:	Draft Choice:	Round 5, 2016	#157 CB LeShaun Sims	Pick originally from N.Y. Jets
	Draft Choice:	Round 7, 2016	#253 CB Kalan Reed	
5. Aug. 16, 2016				
Tennessee Receives:	Player:	G/T Dennis Kelly		
Philadelphia Receives:	Player:	WR Dorial Green-Beckham		

2015 TRADES

Trade Date/Teams	Compensation	Overall	Player Selected	Note
1. May 1, 2015 (Draft Day Trade)				
New York Giants Receive:	Draft Choice:	Round 2, 2015	#33 S Landon Collins	
Tennessee Receives:	Draft Choice:	Round 2, 2015	#40 WR Dorial Green-Beckham	
	Draft Choice:	Round 4, 2015	#108 FB Jalston Fowler	
	Draft Choice:	Round 7, 2015	#245 WR Tre McBride	Pick originally from Denver
2. Sept. 4, 2015				
Atlanta Receives:	Player:	G Andy Levitre		
Tennessee Receives:	Draft Choice:	Round 6, 2016	#193 G Sebastian Tretola	
	Draft Choice:	Round 6, 2017		
3. Sept. 6, 2015				
Cleveland Receives:	Draft Choice:	Conditional 2016 Pick	(none)	Conditions not met for Cleveland to receive pick
Tennessee Receives:	Player:	RB Terrance West		

2014 TRADES

Trade Date/Teams	Compensation	Overall	Player Selected	Note
1. May 9, 2014 (Draft Day Trade)				
Philadelphia Receives:	Draft Choice:	Round 2, 2014	#42 WR Jordan Matthews	
Tennessee Receives:	Draft Choice:	Round 2, 2014	#54 RB Bishop Sankey	
	Draft Choice:	Round 4, 2014	#122 DB Marqueston Huff	

TITANS TRADE HISTORY SINCE 1999

2. May 10, 2014 (Draft Day Trade)

Washington Receives:	Draft Choice:	Round 6, 2014	#186	RB Lache Seastrunk	
	Draft Choice:	Round 7, 2014	#228	K Zach Hocker	
Tennessee Receives:	Draft Choice:	Round 6, 2014	#178	QB Zach Mettenberger	

3. Aug. 30, 2014

Dallas Receives:	Player:	DE Lavar Edwards			
Tennessee Receives:	Draft Choice:	Conditional 2015 Pick	(none)		Conditions not met for Tennessee to receive pick

4. Oct. 22, 2014

New England Receives:	Player:	LB Akeem Ayers			
	Draft Choice:	Round 7, 2015	#219	ILB Hayes Pullard	Pick by Cleveland after trade from New England
Tennessee Receives:	Draft Choice:	Round 6, 2015	#208	C Andy Gallik	

2013 TRADES

Trade Date/Teams	Compensation	Overall	Player Selected	Note	
1. April 26, 2013 (Draft Day Trade)					
San Francisco Receives:	Draft Choice:	Round 2, 2013	#40	DE Cornelius Carradine	
	Draft Choice:	Round 7, 2013	#216	WR Charles Johnson	Pick by Green Bay after trade from SF
	Draft Choice:	Round 3, 2014	#77	LB Chris Borland	
Tennessee Receives:	Draft Choice:	Round 2, 2013	#34	WR Justin Hunter	

2012 TRADES

Trade Date/Teams	Compensation	Overall	Player Selected	Note	
1. April 28, 2012 (Draft Day Trade)					
Miami Receives:	Draft Choice:	Round 5, 2012	#155	LB Josh Kaddu	
	Draft Choice:	Round 7, 2012	#227	WR Rishard Matthews	
Tennessee Receives:	Draft Choice:	Round 5, 2012	#145	TE Taylor Thompson	
2. April 28, 2012 (Draft Day Trade)					
Minnesota Receives:	Draft Choice:	Round 6, 2013	#176	T David Quessenberry	Pick by Houston after trade from MIN to AZ to OAK to HOU
Tennessee Receives:	Draft Choice:	Round 7, 2012	#211	DE Scott Solomon	

2011 TRADES

Trade Date/Teams	Compensation	Overall	Player Selected	Note	
1. Sept. 3, 2011					
Green Bay Receives:	Draft Choice:	Conditional 2012 Pick	(none)		Conditions not met for Green Bay to receive pick
Tennessee Receives:	Player:	FB Quinn Johnson			

2010 TRADES

Trade Date/Teams	Compensation	Overall	Player Selected	Note	
1. April 24, 2010 (Draft Day Trade)					
Seattle Receives:	Draft Choice:	Round 4, 2010	#111	DB Walter Thurmond	
	Draft Choice:	Round 6, 2010	#185	TE Anthony McCoy	
	Player:	RB LenDale White			
	Player:	DT Kevin Vickerson			
Tennessee Receives:	Draft Choice:	Round 4, 2010	#104	CB Alterraun Verner	
	Draft Choice:	Round 6, 2010	#176	QB Rusty Smith	

2009 TRADES

Trade Date/Teams	Compensation	Overall	Player Selected	Note	
1. April 26, 2009 (Draft Day)					
New England Receives:	Draft Choice:	Round 2, 2010	#47	LB Daryl Washington	Pick later traded to Arizona
Tennessee Receives:	Draft Choice:	Round 3, 2009	#89	TE Jared Cook	

2008 TRADES

Trade Date/Teams	Compensation	Overall	Player Selected	Note	
1. April 26, 2008 (Draft Day)					
Dallas Receives:	Player:	CB Pacman Jones			
	Draft Choice:	Round 5, 2009	#166	DB Michael Hamlin	
Tennessee Receives:	Draft Choice:	Round 4, 2008	#126	WR Lavelle Hawkins	

TITANS TRADE HISTORY SINCE 1999

2. April 27, 2008 (Draft Day)

Washington Receives:	Draft Choices:	Round 4, 2008	#124	CB Justin Tryon	
	Draft Choice:	Round 5, 2008	#157	G Roy Schuening	Pick later traded to St. Louis
Tennessee Receives:	Draft Choice:	Round 4, 2008	#103	DE William Hayes	Pick originally from Atlanta

2007 TRADES

Trade Date/Teams	Compensation	Overall	Player Selected	Note	
1. Sept. 11, 2007					
Seattle Receives:	Draft Choice:	Round 6, 2008	#189	LS Tyler Schmitt	
Tennessee Receives:	Player:	DE Bryce Fisher			

2006 TRADES

Trade Date/Teams	Compensation	Overall	Player Selected	Note	
1. April 29, 2006 (Draft Day)					
Philadelphia Receives:	Draft Choice:	Round 2, 2006	#39	T Winston Justice	
Tennessee Receives:	Draft Choice:	Round 2, 2006	#45	RB LenDale White	
	Draft Choice:	Round 4, 2006	#116	LB Stephen Tulloch	
2. April 30, 2006 (Draft Day)					
Indianapolis Receives:	Draft Choice:	Round 7, 2006	#238	CB T.J. Rushing	Pick originally obtained from Ind. for Rocky Calmus
Tennessee Receives:	Draft Choice:	Round 6, 2007	#206	CB Ryan Smith	
3. June 9, 2006					
Baltimore Receives:	Player:	QB Steve McNair			
Tennessee Receives:	Draft Choice:	Round 4, 2007	#128	WR Chris Davis	
4. Sept. 20, 2006					
San Diego Receives:	Player:	QB Billy Volek			
Tennessee Receives:	Draft Choice:	Round 6, 2007	#204	DE Jacob Ford	

2005 TRADES

Trade Date/Teams	Compensation	Overall	Player Selected	Note	
1. April 6, 2005					
Kansas City Receives:	Player:	DE Carlos Hall			
Tennessee Receives:	Draft Choice:	Round 5, 2005	#150	T Daniel Loper	
2. April 23, 2005 (Draft Day)					
Detroit Receives:	Draft Choice:	Round 2, 2005	#37	DE Shaun Cody	
Tennessee Receives:	Draft Choice:	Round 2, 2005	#41	T Michael Roos	
	Draft Choice:	Round 4, 2005	#113	T David Stewart	
3. July 19, 2005					
Buffalo Receives:	Draft Choice:	Round 3, 2006	#70	CB Ashton Youboty	
Tennessee Receives:	Player:	RB Travis Henry			
4. Sept. 3, 2005					
Indianapolis Receives:	Player:	LB Rocky Calmus			
Tennessee Receives:	Draft Choice:	Round 7, 2006	#238	CB T.J. Rushing	Pick traded back to Ind. on April 30, 2006

2004 TRADES

Trade Date/Teams	Compensation	Overall	Player Selected	Note	
1. March 8, 2004					
New York Jets Receive:	Player:	WR Justin McCareins			
Tennessee Receives:	Draft Choice:	Round 2, 2004	#42	DE Travis LaBoy	
2. April 24, 2004 (Draft Day)					
Houston Receives:	Draft Choice:	Round 1, 2004	#27	DE Jason Babin	
	Draft Choice:	Round 5, 2004	#159	T Sean Bubin	Pick later traded to Jacksonville
Tennessee Receives:	Draft Choice:	Round 2, 2004	#40	TE Ben Troupe	
	Draft Choice:	Round 3, 2004	#71	DT Randy Starks	
	Draft Choice:	Round 4, 2004	#103	DE Bo Schobel	
	Draft Choice:	Round 5, 2004	#138	G Jacob Bell	

TITANS TRADE HISTORY SINCE 1999

2003 TRADES

Trade Date/Teams	Compensation	Overall	Player Selected	Note	
1. April 27, 2003 (Draft Day)					
New England Receives:	Draft Choice:	Round 5, 2003	#164	C Dan Koppen	
	Draft Choice:	Round 6, 2003	#201	QB Kliff Kingsbury	
	Draft Choice:	Round 7, 2003	#243	DT Ethan Kelley	
Tennessee Receives:	Draft Choice:	Round 5, 2003	#154	S Donnie Nickey	Pick originally from Houston
	Draft Choice:	Round 7, 2003	#225	T Todd Williams	Pick originally from St. Louis

2002 TRADES

Trade Date/Teams	Compensation	Overall	Player Selected	Note
1. April 20, 2002 (Draft Day)				
N.Y. Giants Receive:	Draft Choice:	Round 1, 2002	#14	TE Jeremy Shockey
Tennessee Receives:	Draft Choice:	Round 1, 2002	#15	DT Albert Haynesworth
	Draft Choice:	Round 4, 2002	#115	CB Tony Beckham

2001 TRADES

Trade Date/Teams	Compensation	Overall	Player Selected	Note
1. April 4, 2001				
St. Louis Receives:	Draft Choice:	Round 1, 2001	#29	DT Ryan Pickett
Tennessee Receives:	Player:	DE Kevin Carter		
2. Sept. 2, 2001				
Green Bay Receives:	Player:	DT Rod Walker		
Tennessee Receives:	Draft Choice:	Round 7, 2002	#240	DE Carlos Hall
3. Sept. 2, 2001				
Carolina Receives:	Player:	S Perry Phenix		
Tennessee Receives:	Draft Choice:	Conditional Future Pick	(none)	Conditions not met for Tennessee to receive pick

2000 TRADES

Trade Date/Teams	Compensation	Overall	Player Selected	Note
1. April 15, 2000 (Draft Day)				
Philadelphia Receives:	Draft Choice:	Round 2, 2000	#61	G Bobby Williams
Tennessee Receives:	Draft Choice:	Round 3, 2000	#68	TE Erron Kinney
	Draft Choice:	Round 5, 2000	#135	S Aric Morris
2. Aug. 27, 2000				
Oakland Receives:	Draft Choice:	Round 7, 2001	#229	WR Ken-Yon Rambo
Tennessee Receives:	Player:	C Gennaro DiNapoli		

1999 TRADES

Trade Date/Teams	Compensation	Overall	Player Selected	Note
1. April 17, 1999 (Draft Day)				
New England Receives:	Draft Choice:	Round 2, 1999	#46	RB Kevin Faulk
Tennessee Receives:	Draft Choice:	Round 2, 1999	#52	DT John Thornton
	Draft Choice:	Round 4, 1999	#117	CB Donald Mitchell

FREE AGENCY HISTORY

2016

Players Signed (7)

CB Brice McCain (Miami)
 C Ben Jones (Houston)
 QB Matt Cassel (Dallas)
 WR Rishard Matthews (Miami)
 LB Sean Spence (Pittsburgh)
 CB Antwon Blake (Pittsburgh)
 S Rashad Johnson (Arizona)

Players Lost (5)

LB Zach Brown (Buffalo)
 FB Steven Johnson (Pittsburgh)
 OL Joe Looney (Dallas)
 DT Mike Martin (Philadelphia)
 CB Coty Sensabaugh (Los Angeles)

2015

Players Signed (7)

T Byron Bell (Carolina)
 CB Perrish Cox (San Francisco)
 WR Harry Douglas (Atlanta)
 TE Anthony Fasano (Kansas City)
 WR Hakeem Nicks (Indianapolis)
 OLB Brian Orakpo (Washington)
 S Da'Norris Searcy (Buffalo)

Players Lost (3)

CB Brandon Ghee (Cincinnati)
 FB Collin Mooney (Atlanta)
 WR Nate Washington (Houston)

2014

Players Signed (8)

RB Dexter McCluster (Kansas City)
 DL Al Woods (Pittsburgh)
 QB Charlie Whitehurst (San Diego)
 LB Wesley Woodyard (Denver)
 T Michael Oher (Baltimore)
 LB Shaun Phillips (Denver)
 G/C Eric Olsen (Pittsburgh)
 WR Brian Robiskie (Atlanta)

Players Lost (4)

CB Alterraun Verner (Tampa Bay)
 WR Damian Williams (Miami)
 WR Kenny Britt (St. Louis)
 QB Rusty Smith (N.Y. Giants)

2013

Players Signed (14)

S George Wilson (Buffalo)
 LB Moise Fokou (Indianapolis)
 RB Shonn Greene (N.Y. Jets)
 DT Sammie Hill (Detroit)
 G Andy Levitre (Buffalo)
 TE Delanie Walker (San Francisco)
 G/C Rob Turner (St. Louis)
 QB Ryan Fitzpatrick (Buffalo)
 S Bernard Pollard (Baltimore)
 DE Ropati Pitoitua (Kansas City)
 WR Kevin Walter (Houston)
 C/G Chris Spencer (Chicago)
 RB Jalen Parmele (Jacksonville)
 DT Antonio Johnson (Indianapolis)

Players Lost (5)

TE Jared Cook (St. Louis)
 LB Zac Diles (Kansas City)
 G Leroy Harris (Detroit)

DT Sen'Derrick Marks (Jacksonville)
 DE Jarius Wynn (San Diego)

2012

Players Signed (7)

G Steve Hutchinson (Minnesota)
 DE Kamerion Wimbley (Oakland)
 DE Leger Douzable (Jacksonville)
 LB Zac Diles (Indianapolis)
 G Kyle DeVan (Philadelphia)
 C Jon Cooper (Minnesota)
 S Aaron Francisco (Detroit)

Players Lost (6)

WR Donnie Avery (Indianapolis)
 CB Cortland Finnegan (St. Louis)
 S Chris Hope (Atlanta)
 DE William Hayes (St. Louis)
 DE Jason Jones (Seattle)
 LB Barrett Ruud (Seattle)

2011

Players Signed (11)

QB Matt Hasselbeck (Seattle)
 DT Shaun Smith (Kansas City)
 TE Daniel Graham (Denver)
 LB Barrett Ruud (Tampa Bay)
 CB Frank Walker (Minnesota)
 S Jordan Babineaux (Seattle)
 T Pat McQuistan (Miami)
 S Anthony Smith (Green Bay)
 T Adam Terry (Jacksonville)
 RB Kestahn Moore (Washington)
 WR Kevin Curtis (Kansas City)

Players Lost (4)

DE Jason Babin (Philadelphia)
 QB Kerry Collins (Indianapolis)
 LB Stephen Tulloch (Detroit)
 TE Bo Scaife (Cincinnati)

2010

Players Signed (6)

LB Will Witherspoon (Philadelphia)
 P/K Ricky Schmitt (San Francisco)
 DE Jason Babin (Philadelphia)
 CB Tye Hill (Atlanta)
 QB Chris Simms (Denver)
 TE Sean Ryan (Washington)

Players Lost (2)

DE Kyle Vanden Bosch (Detroit)
 TE Alge Crumpler (New England)

2009

Players Signed (5)

CB DeMarcus Faggins (Houston)
 DT Jovan Haye (Tampa Bay)
 WR Mark Jones (Carolina)
 QB Patrick Ramsey (Denver)
 WR Nate Washington (Pittsburgh)

Players Lost (6)

CB Chris Carr (Baltimore)
 DT Albert Haynesworth (Washington)
 WR Brandon Jones (San Francisco)
 CB Eric King (Detroit)
 T Daniel Loper (Detroit)
 QB Chris Simms (Denver)

2008

Players Signed (7)

TE Dwayne Blakley (Atlanta)
 CB Chris Carr (RFA-Oakland)
 TE Alge Crumpler (Atlanta)
 DE Jevon Kearse (Philadelphia)
 WR Justin McCareins (N.Y. Jets)
 OT Jake Scott (Indianapolis)
 LB Josh Stamer (Buffalo)

Players Lost (8)

G Jacob Bell (St. Louis)
 RB Chris Brown (Houston)
 LB Gilbert Gardner (Detroit)
 TE Ben Hartssock (Atlanta)
 DE Travis LaBoy (Arizona)
 DE Antwan Odom (Cincinnati)
 DT Randy Starks (Miami)
 TE Ben Troupe (Tampa Bay)

2007

Players Signed (6)

LB Ryan Fowler (RFA-Dallas)
 WR Justin Gage (Chicago)
 CB Nick Harper (Indianapolis)
 CB Kelly Herndon (Seattle)
 QB Tim Rattay (Tampa Bay)
 S Bryan Scott (New Orleans)

Players Lost (3)

WR Drew Bennett (St. Louis)
 DT Robaire Smith (Cleveland)
 WR Bobby Wade (Minnesota)

2006

Players Signed (4)

WR David Givens (New England)
 S Chris Hope (Pittsburgh)
 C Kevin Mawae (N.Y. Jets)
 LB David Thornton (Indianapolis)

Players Lost (4)

LB Rocky Boiman (Dallas)
 C Justin Hartwig (Carolina)
 LB Brad Kassell (N.Y. Jets)
 S Tank Williams (Minnesota)

2005

Players Signed (1)

DE Kyle Vanden Bosch (Arizona)

Players Lost (4)

RB Antowain Smith (New Orleans)
 WR Eddie Berlin (Chicago)
 CB Andre Dyson (Seattle)
 TE Shad Meier (New Orleans)

2004

Players Signed (0)

Players Lost (2)

DE Jevon Kearse (Philadelphia)
 DT Robaire Smith (Houston)

2003

Players Signed (0)

Players Lost (5)

WR Kevin Dyson (Carolina)

FREE AGENCY HISTORY

DT John Thornton (Cincinnati)
 CB Dainon Sidney (Buffalo)
 CB Donald Mitchell (Dallas)
 S Rich Coady (Indianapolis)

2002

Players Signed (4)

S Lance Schulters (San Francisco)
 FB Greg Comella (N.Y. Giants)
 C Jeff Smith (Jacksonville)
 RB Robert Holcombe (St. Louis)

Players Lost (4)

DT Jason Fisk (San Diego)
 DT Josh Evans (N.Y. Jets)
 LB Greg Favors (Indianapolis)
 C Kevin Long (Jacksonville)

2001

Players Signed (2)

K Joe Nedney (Carolina)
 CB DeRon Jenkins (San Diego)

Players Lost (2)

DE Kenny Holmes (N.Y. Giants)
 CB Denard Walker (Denver)

2000

Players Signed (2)

LB Randall Godfrey (Dallas)
 T Fred Miller (St. Louis)

Players Lost (5)

LB Joe Bowden (Dallas)
 LB Doug Colman (Oakland)
 S Anthony Dorsett (Oakland)
 TE Jackie Harris (Dallas)
 T Jon Runyan (Philadelphia)

1999

Players Signed (5)

DT Jason Fisk (Minnesota)
 DT Mike Jones (New England)
 FB Lorenzo Neal (Tampa Bay)
 QB Neil O'Donnell (Cincinnati)
 DE Mike Frederick (Jets)

Players Lost (3)

DE Anthony Cook (Washington)
 C Mark Stepnoski (Dallas)
 DT Gary Walker (Jacksonville)

1998

Players Signed (3)

TE Jackie Harris (Tampa Bay)
 P Craig Hentrich (Green Bay)
 WR Yancey Thigpen (Pittsburgh)

Players Lost (1)

G Kevin Donnalley (Miami)

1997

Players Signed (2)

QB Dave Krieg (Chicago)
 LB Lonnie Marts (Tampa Bay)

Players Lost (2)

LB Michael Barrow (Carolina)
 CB Cris Dishman (Washington)

1996

Players Signed (4)

WR Willie Davis (Kansas City)
 RB Ronnie Harmon (San Diego)
 S Rafael Robinson (Seattle)
 P Reggie Roby (Tampa Bay)

Players Lost (1)

LB Eddie Robinson (Jacksonville)

1995

Players Signed (5)

QB Chris Chandler (Rams)
 KR Mel Gray (Detroit)
 C Mark Stepnoski (Dallas)
 T Irv Eatman (Atlanta)
 WR Derek Russell (Denver)

Players Lost (5)

LB Lamar Lathon (Carolina)
 S Bo Orlando (San Diego)
 DE Tim Roberts (New England)
 G Bill Schultz (Denver)
 RB Lorenzo White (Cleveland)

1994

Players Signed (5)

TE Pat Carter (Rams)
 P Rich Camarillo (Arizona)
 QB Sean Salisbury (Minnesota)
 DE Kenny Davidson (Pittsburgh)
 RB Todd McNair (Kansas City)

Players Lost (3)

DE William Fuller (Philadelphia)
 DE Sean Jones (Green Bay)
 P Greg Montgomery (Detroit)

1993

Players Signed (2)

WR Willie Drewrey (Tampa Bay)
 LB Robert Lyles (Atlanta)

Players Lost (3)

LB Rick Graf (Washington)
 CB Jerry Gray (Tampa Bay)
 T Don Maggs (Denver)

1992

Plan B

Players Signed (3)

CB Jerry Gray (Los Angeles)
 WR Jeff Query (Green Bay)
 RB Spencer Tillman (San Francisco)

Players Lost (4)

LB Eric Fairs (Buffalo)
 WR Drew Hill (Atlanta)
 WR Alex Johnson (New England)
 WR Tony Jones (Atlanta)

1991

Plan B

Players Signed (7)

DE Robert Banks (Cleveland)
 S Eric Bergeson (Atlanta)
 LB Rick Graf (Miami)
 S John Hagy (Buffalo)
 WR Richard Johnson (Detroit)
 WR Cedric Jones (New England)
 RB Kerry Porter (Denver)

Players Lost (4)

CB Steve Brown (San Francisco)
 RB Victor Jones (New England)
 S Brett Tucker (Buffalo)
 K Tony Zendejas (Los Angeles)

1990

Plan B

Players Signed (8)

S David Arnold (Pittsburgh)
 WR Bernard Ford (Dallas)
 WR Carl Harry (Washington)
 DE Ezra Johnson (Indianapolis)
 S Terry Kinard (Giants)
 S Leander Knight (Jets)
 WR GERAL McNeil (Cleveland)
 G Tommy Robinson (Atlanta)

Players Lost (7)

S Jeff Donaldson (Chiefs)
 S Tracey Eaton (Arizona)
 FB Tracy Johnson (Atlanta)
 TE Bob Mrosko (Giants)
 DE Anthony Spears (Dallas)
 TE Chris Verhulst (Denver)
 C/G George Yarno (Green Bay)

1989

Plan B

Players Signed (7)

FB Carl Byrum (Buffalo)
 DE Mark Garalczyk (Jets)
 WR Kenny Jackson (Philadelphia)
 TE Calvin Magee (Tampa Bay)
 LB Matt Monger (Jets)
 DE/TE Colin Scotts (Arizona)
 C/G George Yarno (Atlanta)

Players Lost (13)

DE Robert Banks (Cleveland)
 S Keith Bostic (Indianapolis)
 LB Toby Caston (Detroit)
 LB Kurt Crain (Green Bay)
 T John Davis (Buffalo)
 WR Willie Drewrey (Tampa Bay)
 LB Mark Dusbabek (Minnesota)
 QB Brent Pease (Miami)
 RB Spencer Tillman (San Francisco)
 T David Viaene (New England)
 FB Ray Wallace (Pittsburgh)
 T Doug Williams (Seattle)
 TE Jamie Williams (San Francisco)

ALL-TIME HEAD COACHES SUMMARY

COACH	YEARS	WON	LOST	TIED	PCT.	PTS.	ALLOWED
Lou Rymkus*	1960-61	12	7	1	.625	546	414
Wally Lemm	1961, 1966-70	38	40	4	.487	1,785	1,702
Frank "Pop" Ivy	1962-63	17	12	0	.586	706	662
Sammy Baugh	1964	4	10	0	.285	310	355
Hugh "Bones" Taylor	1965	4	10	0	.285	298	429
Ed Hughes	1971	4	9	1	.321	251	330
Bill Peterson**	1972-73	1	18	0	.052	241	553
Sid Gillman	1973-74	8	15	0	.347	358	556
O.A. "Bum" Phillips	1975-80	59	38	0	.608	1,857	1,741
Ed Biles***	1981-83	8	23	0	.258	526	774
Chuck Studley	1983	2	8	0	.200	179	286
Hugh Campbell****	1984-85	8	22	0	.266	487	787
Jerry Glanville	1985-89	35	35	0	.500	1,535	1,637
Jack Pardee#	1990-94	44	35	0	.556	1,771	1,418
Jeff Fisher	1994-2010	147	126	0	.538	5,872	5,719
Mike Munchak	2011-13	22	26	0	.458	1,017	1,069
Ken Whisenhunt##	2014-15	3	20	0	.130	379	597
Mike Mularkey	2015-16	6	12	0	.333	391	490
TOTALS	1960-2016	422	466	6	.475	18,509	19,519

(includes postseason)

* Released after five games in 1961
 ** Released after five games in 1973

*** Resigned after six games in 1983
 **** Released after 14 games in 1985

Released after 10 games in 1994
 ## Released after seven games in 2015

TEAM CAPTAINS SINCE 2007

<p>2007 Vince Young, QB (offense) Kevin Mawae, C (offense) Keith Bulluck, LB (defense) Kyle Vanden Bosch, DE (defense) Craig Hentrich, P (special teams)</p> <p>2008 Vince Young, QB (offense) Kevin Mawae, C (offense) Keith Bulluck, LB (defense) Kyle Vanden Bosch, DE (defense) Craig Hentrich, P (special teams)</p> <p>2009 Kerry Collins, QB (offense) Kyle Vanden Bosch, DE (defense) Craig Hentrich, P (special teams) Donnie Nicky, S (special teams)</p> <p>2010 Vince Young, QB (offense) Ahmard Hall, FB (offense) Stephen Tulloch, LB (defense) Donnie Nicky, S (special teams)</p>	<p>2011 Matt Hasselbeck, QB (offense) Cortland Finnegan, CB (defense) Tim Shaw, LB (special teams)</p> <p>2012 Jake Locker, QB (offense) Steve Hutchinson, G (offense) Jason McCourty, CB (defense) Colin McCarthy, LB (defense) Tim Shaw, LB (special teams)</p> <p>2013 Jake Locker, QB (offense) Michael Roos, T (offense) Nate Washington, WR (offense) Jason McCourty, CB (defense) Bernard Pollard, S (defense) Patrick Bailey, LB (special teams)</p> <p>2014 Jake Locker, QB (offense) Nate Washington, WR (offense) Jurrell Casey, DT (defense) Wesley Woodyard, LB (defense)</p>	<p>George Wilson, S (special teams)</p> <p>2015 Taylor Lewan, T (offense) Delanie Walker, TE (offense) Jurrell Casey, DT (defense) Marcus Mariota, QB (offense) Dexter McCluster, RB (offense) Jason McCourty, CB (defense) Brian Orakpo, OLB (defense) Wesley Woodyard, LB (special teams)</p> <p>2016 Marcus Mariota, QB (offense) Delanie Walker, TE (offense) Jurrell Casey, DT (defense) Brian Orakpo, OLB (defense) Wesley Woodyard, LB (special teams) Daimion Stafford, S (special teams)</p>
---	--	---

ALL-TIME STARTING QUARTERBACK SUMMARY (REGULAR SEASON)

Quarterback	Seasons	Wins	Losses	Ties	Pct.	Quarterback	Seasons	Wins	Losses	Ties	Pct.
George Blanda	1960-66	44	38	0	.537	Brent Pease	1987-88	2	1	0	.667
Jacky Lee	1960-67	4	5	1	.450	Cody Carlson	1987-94	11	8	0	.579
Don Trull	1964-69	4	9	2	.333	Billy Joe Tolliver	1994	0	7	0	.000
Buddy Humphrey	1966	0	1	0	.000	Bucky Richardson	1992-94	1	3	0	.250
Pete Beathard	1967-69	15	11	0	.577	Chris Chandler	1995-96	11	14	0	.440
Bob Davis	1967-69	3	2	1	.583	Steve McNair	1995-05	76	55	0	.580
Charley Johnson	1970-71	3	11	0	.214	Neil O'Donnell	1999-03	6	2	0	.750
Jerry Rhome	1970	0	3	0	.000	Billy Volek	2000-06	3	7	0	.300
John Hadl	1970	0	0	1	.500	Matt Mauck	2005	0	1	0	.000
Dan Pastorini	1971-79	53	55	0	.491	Vince Young	2006-10	30	17	0	.638
Lynn Dickey	1971-74	2	7	1	.250	Kerry Collins	2006-10	15	17	0	.469
Kent Nix	1972	0	1	0	.000	Rusty Smith	2010-11	0	1	0	.000
John Hadl	1976-77	1	5	0	.167	Matt Hasselbeck	2011-12	11	10	0	.524
Gifford Nielsen	1978-83	3	11	0	.214	Jake Locker	2011-14	9	14	0	.391
Ken Stabler	1980-81	16	12	0	.571	Ryan Fitzpatrick	2013	3	6	0	.333
John Reaves	1981	1	1	0	.500	Charlie Whitehurst	2014	1	4	0	.200
Archie Manning	1982-83	0	8	0	.000	Zach Mettenberger	2014-15	0	10	0	.000
Oliver Luck	1982-86	3	6	0	.333	Marcus Mariota	2015-16	7	14	0	.333
Warren Moon	1984-93	70	69	0	.504						

ALL-TIME PRO BOWL SELECTIONS

(Number of individual Pro Bowls selected in parenthesis)

AFL ALL-STARS

<p>1961 Tony Banfield, CB (1) George Blanda, QB (1) Billy Cannon, HB (1) Don Floyd, DE (1) Charlie Hennigan, E (1) Ed Husmann, DT (1) Al Jamison, T (1) Mark Johnston, S (1) Bob McLeod, E (1) Dennit Morris, LB (1) Bob Schmidt, C (1) Charley Tolar, FB (1)</p> <p>1962 Tony Banfield, CB (2) George Blanda, QB (2) Willard Dewveall, E (1) Don Floyd, DE (2) Fred Glick, S (1) Charlie Hennigan, E (2) Ed Husmann, DT (2) Al Jamison, T (2) Rich Michael, T (1) Jim Norton, S (1) Bob Schmidt, C (2) Bob Talamini, G (1) Charley Tolar, FB (2)</p> <p>1963 Tony Banfield, CB (3) George Blanda, QB (3) Fred Glick, S (2) Charlie Hennigan, E (3) Ed Husmann, DT (3) Rich Michael, T (2) Jim Norton, S (2) Bob Schmidt, C (3) Bob Talamini, G (2)</p> <p>1964 Sid Blanks, RB (1) Don Floyd, DE (3) Fred Glick, S (3) Charlie Hennigan, E (4) Pete Jaquess, CB (1) Bob Talamini, G (3)</p> <p>1965 Ode Burrell, RB (2) Willie Frazier, TE (1) Charlie Hennigan, E (5) Bob Talamini, G (4)</p> <p>1966 Charles Frazier, E (1) W.K. Hicks, CB (1) Bob Talamini, G (5)</p> <p>1967 Woody Campbell, RB (1) Miller Farr, CB (1) Hoyle Granger, RB (1) Pat Holmes, DE (1) Jim Norton, S (3) Walter Suggs, T (1)</p>	<p>Bob Talamini, G (6) George Webster, LB (1)</p> <p>1968 Sonny Bishop, G (1) Garland Boyette, MLB (1) Miller Farr, CB (2) Hoyle Granger, RB (2) Glen Ray Hines, T (1) Pat Holmes, DE (2) Bobby Maples, C (1) Alvin Reed, TE (1) Walter Suggs, T (2) George Webster, LB (2)</p> <p>1969 Jim Beirne, WR (1) Elvin Bethea, DE (1) Garland Boyette, MLB (2) Miller Farr, CB (3) Glen Ray Hines, T (2) Ken Houston, S (2) Jerry LeVias, WR (1) Zeke Moore, CB (1) Alvin Reed, TE (2) George Webster, LB (3)</p> <h3 style="color: red;">AFC PRO BOWL</h3> <p>1970 Ken Houston, S (3) Zeke Moore, CB (2)</p> <p>1971 Elvin Bethea, DE (2) Ken Houston, S (4)</p> <p>1972 Elvin Bethea, DE (3) Ken Houston, S (5)</p> <p>1973 Elvin Bethea, DE (4)</p> <p>1974 Elvin Bethea, DE (5)</p> <p>1975 Elvin Bethea, DE (6) Ken Burrough, WR (1) Curley Culp, DT (1) Billy Johnson, KR (1) Dan Pastorini, QB (1)</p> <p>1976 Robert Brazile, OLB (1) Curley Culp, DT (2)</p> <p>1977 Robert Brazile, OLB (2) Ken Burrough, WR (2) Curley Culp, DT (3) Billy Johnson, KR (2)</p> <p>1978 Elvin Bethea, DE (7) Robert Brazile, OLB (3) Earl Campbell, RB (1) Curley Culp, DT (4)</p> <p>1979 Elvin Bethea, DE (8) Robert Brazile, OLB (4) Earl Campbell, RB (2) Toni Fritsch, K (1) Leon Gray, T (1) Mike Reinfeldt, S (1)</p> <p>1980 Robert Brazile, OLB (5) Dave Casper, TE (1) Earl Campbell, RB (3) Greg Stenrick, CB (1)</p>	<p>1981 Robert Brazile, OLB (6) Earl Campbell, RB (4) Leon Gray, T (2) Carl Roaches, KR (1)</p> <p>1982 Robert Brazile, OLB (7)</p> <p>1983 Earl Campbell, RB (5)</p> <p>1984 Mike Munchak, G (1)</p> <p>1985 Mike Munchak, G (2)</p> <p>1987 Keith Bostic, S (1) Mike Munchak, G (3) Mike Rozier, RB (1)</p> <p>1988 Keith Bostic, S (2) Ray Childress, DE (1) John Grimsley, ILB (1) Drew Hill, WR (1) Bruce Matthews, G (1) Warren Moon, QB (1) Mike Munchak, G (4) Mike Rozier, RB (2)</p> <p>1989 Bruce Matthews, G (2) Warren Moon, QB (2) Mike Munchak, G (5)</p> <p>1990 Ray Childress, DT (2) Ernest Givins, WR (1) Drew Hill, WR (2) Bruce Matthews, G (3) Warren Moon, QB (3) Mike Munchak, G (6)</p> <p>1991 Ray Childress, DT (3) Cris Dishman, CB (1) William Fuller, DE (1) Haywood Jeffires, WR (1) Bruce Matthews, C (4) Warren Moon, QB (4) Mike Munchak, G (7) Al Smith, MLB (1)</p> <p>1992 Ray Childress, DT (4) Curtis Duncan, WR (1) Ernest Givins, WR (2) Haywood Jeffires, WR (2) Bruce Matthews, C (5) Warren Moon, QB (5) Mike Munchak, G (8) Al Smith, MLB (2) Lorenzo White, RB (1)</p> <p>1993 Ray Childress, DT (5) Haywood Jeffires, WR (3) Sean Jones, DE (1) Bruce Matthews, C (6) Greg Montgomery, P (1) Warren Moon, QB (6) Mike Munchak, G (9) Webster Slaughter, WR (2,1)</p> <p>1994 Bruce Matthews, C (7)</p> <p>1995 Blaine Bishop, S (1) Darryll Lewis, CB (1) Bruce Matthews, C (8) Mark Stepnoski, C (4, 1)</p>	<p>1996 Blaine Bishop, S (2) Bruce Matthews, G (9) John Henry Mills, ST (1) Mark Stepnoski, C (5, 2)</p> <p>1997 Blaine Bishop, S (3) Eddie George, RB (1) Bruce Matthews, G (10)</p> <p>1998 Eddie George, RB (2) Craig Hentrich, P (1) Bruce Matthews, G (11) Frank Wycheck, TE (1)</p> <p>1999 Eddie George, RB (3) Jevon Kearse, DE (1) Frank Wycheck, TE (2) Bruce Matthews, G (12)</p> <p>2000 Blaine Bishop, S (4) Eddie George, RB (4) Brad Hopkins, T (1) Jevon Kearse, DE (2) Derrick Mason, KR (1) Bruce Matthews, G (13) Steve McNair, QB (1) Samari Rolle, CB (1) Frank Wycheck, TE (3)</p> <p>2001 Bruce Matthews, G (14) Jevon Kearse, DE (3)</p> <p>2002 Kevin Carter, DE (2, 1)</p> <p>2003 Steve McNair, QB (2) Keith Bulluck, LB (1) Brad Hopkins, OT (2) Craig Hentrich, P (2) Derrick Mason, WR (2)</p> <p>2005 Steve McNair, QB (3) Kyle Vanden Bosch, DE (1)</p> <p>2006 Vince Young, QB (1)</p> <p>2007 Rob Bironas, K (1) Albert Haynesworth, DT (1) Kyle Vanden Bosch, DE (2)</p> <p>2008 Cortland Finnegan, CB (1) Albert Haynesworth, DT (2) Kevin Mawae, C (7, 1) Chris Hope, S (1) Chris Johnson, RB (1) Michael Roos, OT (1) Kerry Collins, QB (2, 1) Michael Griffin, S (1)</p> <p>2009 Chris Johnson, RB (2) Kevin Mawae, C (8, 2) Kyle Vanden Bosch, DE (3) Vince Young, QB (2)</p> <p>2010 Jason Babin, DE (1) Michael Griffin, S (2) Chris Johnson, RB (3) Marc Mariani, KR/PR (1)</p> <p>2013 Alterraun Verner, CB (1)</p> <p>2015 Jurrell Casey, DT (1) Delanie Walker, TE (1)</p>
---	--	---	--

FRANCHISE PRO FOOTBALL HALL OF FAMERS

GEORGE BLANDA

QUARTERBACK/KICKER • 6'2" • 215 lbs • COLLEGE: KENTUCKY
NFL SEASONS: 26 • YEARS WITH OILERS: 7 (1960-66)
HOMETOWN: YOUNGWOOD, PA. • BORN: SEPT. 27, 1927
GAMES PLAYED: 340 • HALL OF FAME INDUCTION: 1981

George Blanda, who came out of retirement with the emergence of the American Football League in 1960, was the offensive catalyst for the explosive Oiler squads of the early 1960s. He played quarterback and handled the placekicking chores in Columbia blue for seven of his NFL-record 26 seasons in the league. Blanda was the team's leading passer and scorer in each of those seven seasons and still owns franchise records for most extra points (299), most touchdown passes in a season (36) and most touchdown passes in a game (7). He is also third in points scored with 596. The 36 scoring tosses stood as an NFL record for an astounding 23 years. Blanda's NFL career records included most games (340), most points (2,002) and most extra points (943). He also passed for 236 touchdowns. Blanda captained the Oilers to two consecutive AFL titles in 1960 and 1961, earning AFL Player of the Year honors in 1961. Blanda's career was divided into three distinct parts, 10 years with the Chicago Bears, seven seasons with the Houston Oilers and nine years with the Oakland Raiders. In 1970, he became the oldest quarterback to play in a title game. He was just a month shy of his 49th birthday when he retired before the 1976 season. Blanda passed away at age 83 on Sept. 27, 2010.

KEN HOUSTON

SAFETY • 6'3" • 197 lbs • COLLEGE: PRAIRIE VIEW A&M
NFL SEASONS: 14 • YEARS WITH OILERS: 6 (1967-72)
HOMETOWN: LUFKIN, TEXAS • BORN: NOV. 12, 1944
GAMES PLAYED: 196 • HALL OF FAME INDUCTION: 1986

Considered one of the best safeties in football history, Ken Houston picked off 49 passes (898 yards), recovered 21 fumbles and scored 12 touchdowns over his 14-season NFL career, earning Pro Bowl honors 12 consecutive times (1968-69 AFL, 1970-79 NFL). Houston returned an NFL-record nine interceptions for a touchdown in his six seasons as an Oiler. Four of those scores came in 1971, tying an NFL record. He returned two in one game against San Diego in the 1971 season finale, which also ties an NFL mark. His other three touchdowns came on a punt return, a fumble return and a blocked field goal return. Houston also holds the Oilers record for most career interception return yards with 650. With a long, fluid stride, Houston had excellent speed and quickness. His 6-3, 197-pound frame made him an ideal pass defender. Yet his lean, muscular body helped him to become a punishing tackler. Originally a ninth-round draft choice out of Prairie View A&M, Houston earned a starter's role by the third game of his rookie season. Two weeks later in a game against the New York Jets, he scored two touchdowns, one on a 71-yard blocked field goal attempt, and the other on a 43-yard interception return. After excelling for six years with the Oilers, Ken was traded to the Redskins for five veteran players in 1973. The Redskins once referred to Houston as "pro football's most underrated superstar," but his capabilities were widely recognized. He won all-league acclaim with the Oilers in 1969 and 1971, and then was either All-Pro or All-NFC with the Redskins every year from 1973 to 1979. He was selected for either the AFL All-Star game or the AFC-NFC Pro Bowl 12 straight seasons from 1968 through 1979. He played in 183 consecutive games before suffering a broken arm against the New York Giants Nov. 25, 1979.

EARL CAMPBELL

RUNNING BACK • 5'11" • 232 lbs • COLLEGE: TEXAS
NFL SEASONS: 8 • YEARS WITH OILERS: 7 (1978-84)
HOMETOWN: TYLER, TEXAS • BORN: MARCH 29, 1955
GAMES PLAYED: 115 • HALL OF FAME INDUCTION: 1991

Earl Campbell, a 5-11, 232-pound ball-carrying dynamo from the University of Texas, joined the Houston Oilers as the first player taken in the 1978 National Football League Draft. The first player to earn All-Southwest Conference honors four years, Campbell was a consensus All-America

and the Heisman Trophy winner in 1977. Campbell took the NFL by storm from the outset. In 1978, he was named the NFL's Most Valuable Player, All-Pro, and Rookie of the Year. He won the league rushing championship with a club-record 1,450 yards and was named to the AFC Pro Bowl squad. It was more of the same the next two years with NFL rushing titles, MVP honors, and consensus All-Pro acclaim each season. He followed his rookie campaign with 1,697 yards in 1979, but his finest year came in 1980 when he rushed for 1,934 yards, which at the time was second only to O. J. Simpson's 2,003 yards gained in 1973. That year, Campbell gained over 200 yards in four games. In 1981, he won his fourth straight AFC rushing title with 1,376 yards. A sensational runner, Campbell was picked for the Pro Bowl five of his first six NFL seasons (1978-81, 1983). In his eight-year career, which finished in New Orleans, Campbell rushed 2,187 times for 9,407 yards, and 74 touchdowns, retiring as the NFL's seventh all-time leading rusher. He also gained 806 yards on 121 receptions to bring his career combined net yards total to 10,213. He set Oilers records for most career yards (8,574), most career attempts (1,979), most touchdown runs (73) and most consecutive games with a rushing touchdown (5). His most famous performance came in a Monday night game against Miami in his rookie season. That night, he rushed for 199 yards and four touchdowns to lead the Oilers to a spectacular 35-30 victory. In spite of the constant pounding he took from opposing defenders, Earl missed only six games out of 115 because of injuries. Midway into his seventh season, he was traded by the Oilers to the New Orleans Saints for a first-round draft pick. He played a season and a half with the Saints before retiring after the 1985 campaign. Campbell is one of just four people officially designated a Texas Legend by the Texas State Legislature. The others are Davy Crockett, Sam Houston and Stephen F. Austin. Campbell was the only designee of the 20th century.

CHARLIE JOINER

WIDE RECEIVER • 5'11" • 188 lbs • COLLEGE: GRAMBLING
NFL SEASONS: 18 • YEARS WITH OILERS: 4 (1969-72)
HOMETOWN: MANY, LA. • BORN: OCT. 14, 1947
GAMES PLAYED: 239 • HALL OF FAME INDUCTION: 1996

Charlie Joiner played 18 seasons in the NFL, including his first four with the Houston Oilers. One of the league's most prolific receivers, he amassed 750 career receptions for 12,146 yards and 65 touchdowns, ranking as the league's leading receiver of all-time when he retired at the age of 39 in 1986. His 18 seasons played were longer than any other wide receiver in history at the time of his retirement. The Oilers originally targeted Joiner for the defensive backfield when they picked the 5-11, 180-pounder from Grambling in the fourth round of the 1969 AFL-NFL Draft. Joiner played briefly on defense and the kickoff return team but soon became established as a premier pass catcher. Joiner caught 82 of his 750 career passes as an Oiler, totaling 1,480 yards and 12 touchdowns. He paced the squad with 681 yards and seven touchdown grabs in 1971. In his fourth season in 1972, Houston sent him to the Cincinnati Bengals in a four-player swap. Four years later in 1976, he was traded to San Diego. With the Chargers, Joiner blossomed into super-stardom. He and quarterback Dan Fouts formed a lethal pass-catch team that accounted for the preponderance of his 586 receptions as a Charger. During his 11 years in San Diego, Joiner caught 50 or more passes seven times and had 70 or more receptions three seasons. Injuries cut into his playing time at the beginning, but in a 193-game span over his final 13 seasons, Joiner missed only one game. He was an All-NFL pick in 1980 and a Pro Bowl choice three times. In the 1980 AFC title game, he led the Chargers with six receptions for 130 yards and two touchdowns. Blessed with excellent speed and tantalizing moves, Joiner averaged 16.2 yards per catch and accounted for 12,146 yards and 65 touchdowns. When he was inducted into the Pro Football Hall of Fame in 1996, Joiner ranked fifth in receptions and sixth in receiving yardage on the NFL's all-time list. Joiner was once described by San Francisco 49ers coaching great Bill Walsh as "the most intelligent, the smartest, the most calculating receiver the game has ever known."

FRANCHISE PRO FOOTBALL HALL OF FAMERS

MIKE MUNCHAK

GUARD • 6'3" • 281 lbs • COLLEGE: PENN STATE
 NFL SEASONS: 12 • YEARS WITH OILERS: 12 (1982-93)
 HOMETOWN: SCRANTON, PA. • BORN: MARCH 5, 1960
 GAMES PLAYED: 159 • HALL OF FAME INDUCTION: 2001

Mike Munchak was the eighth player overall and the first offensive lineman chosen in the 1982 National Football League draft. Selected by the Oilers, the former Penn State standout was an immediate success with the Houston club, earning the starting left guard spot in his first training camp. The 6-3, 281-pound lineman wasted little time establishing himself as one of the premier guards in the NFL. In 1984, in just his third year in the league, he was named to the first of seven All-AFC teams. That same year he received the first of nine Pro Bowl invitations. Not coincidentally, the Oilers' on-the-field successes increased as Munchak's development and experience increased. From their dismal 1-8 record in the strike-shortened 1982 season, the Oilers improved nearly every year that Munchak played. Along the way, the team advanced to the playoffs seven consecutive years (1987-1993) and captured the 1991 and 1993 AFC Central Divisional crowns. Munchak was a devastating blocker and considered the key to an offensive line that kept the Oilers at or near the top of the NFL's offensive statistical categories. In 1988 he led the Oilers' offensive line that gave up just 24 quarterback sacks which was third in the NFL. It was also the fewest sacks allowed by the team in 10 seasons. The following season the offensive line held opponents to no sacks in six games. In 1991, the Oilers offensive line finished second in the AFC and fourth in the NFL in the fewest quarterback sacks allowed. Behind the Munchak-led line, Houston led the NFL in total offense in 1990 and passing offense in 1990 and 1991. The Oilers finished second in points scored in 1990 and second in total offense in 1991. Equally effective as a run blocker, Munchak led the Oilers offensive charge in 1993 as the team finished fourth in the NFL in both average gain per rushing play (4.4) and average gain per offensive play (5.3). Although he suffered from chronic knee problems, Munchak played in 159 regular season games. His 12 seasons with the Oilers tied him for second longest in the franchise's history at the time of his retirement. He became the first player inducted into the Hall of Fame who played his entire career with the Oilers. Long-time teammate Bruce Matthews presented Munchak for induction.

ELVIN BETHEA

DEFENSIVE END • 6'2" • 260 lbs • COLLEGE: NORTH CAROLINA A&T
 NFL SEASONS: 16 • YEARS WITH OILERS: 16 (1968-83)
 HOMETOWN: TRENTON, N.J. • BORN: MARCH 1, 1946
 GAMES PLAYED: 210 • HALL OF FAME INDUCTION: 2003

Defensive end Elvin Bethea, an eight-time Pro Bowl selection during his outstanding career with the Houston Oilers, was named to the five-man class of the 2003 Pro Football Hall of Fame that included running back Marcus Allen, guard Joe DeLamielleure, wide receiver James Lofton, and coach Hank Stram. A third-round draft pick in 1968 (77th player overall) Bethea played in 210 games over 16 seasons, never missing a game until breaking his arm on Nov. 13, 1977. He was considered a "steal" in a draft class that produced three future Hall of Fame players in Larry Csonka, Art Shell, and Ron Yary. When he retired, he held three team records relating to career service: most seasons (16), most career regular season games played (210), and most consecutive regular season games played (135). Having led the team in sacks in six seasons, Bethea's unofficial 105-career sack total still ranks first in franchise history, including his team-best 17 sacks in 1973. He recorded four sacks and a fumble recovery in his best single game performance against San Diego in 1976. He played in eight playoff games and posted 691 career tackles. Bethea also played in eight Pro Bowls (1970, 1972-1976, 1979, 1980) and earned All-Pro second-team honors in 1973, 1975, 1978, and 1979. More than just a pass rusher, Bethea was also effective against the run. Eventhough 1974 was the first year such statistics were compiled by the Oilers, his 691 career tackles, are still among the best in franchise history, even excluding the first six years of his career. "When people ask me who the best guy I ever played against was I always tell them Elvin Bethea and Lyle Alzado because both

of them were complete ballplayers," said Art Shell, Hall of Fame member of the Oakland Raiders. "Elvin was one of the quickest guys I've ever been around. We always had to double-team him. There were times when I was supposed to block him when he would get by me so quick. And then Gene Upshaw was supposed to pick him up and he also got by him so quick that we would get back to the huddle and Upshaw would say, 'Did you see that?' and I'd say, 'Yeah, I saw that. He just beat the heck out of me too!' Elvin was just a great player."

WARREN MOON

QUARTERBACK • 6'3" • 212 lbs • COLLEGE: WASHINGTON
 NFL SEASONS: 17 • YEARS WITH OILERS: 10 (1984-93)
 HOMETOWN: LOS ANGELES, CALIF. • BORN: NOVEMBER 18, 1956
 GAMES PLAYED: 208 • HALL OF FAME INDUCTION: 2006

Warren Moon, the fourth leading passer in NFL history, was inducted into the 2006 class of the Pro Football Hall of Fame. Moon played 10 years (1984-93) with the Oilers/Titans organization and holds the franchise records for passing yards (33,685) and touchdowns (196), while leading the Oilers to seven consecutive playoff appearances from 1987-93. During a 17-year NFL career, Moon played for the Houston Oilers, Minnesota Vikings, Seattle Seahawks and Kansas City Chiefs and amassed 49,325 passing yards, 291 touchdowns and 102 wins. He earned nine Pro Bowl invitations (tied for the most by a quarterback with John Elway and Dan Marino), posted nine 3,000 yard seasons, 49 300-yard games and led his team to nine playoff appearances. His eight consecutive playoff berths matched a feat accomplished by Terry Bradshaw and Joe Montana. At the time of his retirement, he held the single-season passing yardage record for three different franchises: Oilers (4,367 in 1991), Vikings (4,364 in 1994) and Seahawks (3,678 in 1997). Moon tallied many accomplishments during his Oiler career. His finest season came in 1990, throwing for 4,689 yards (363 for 584) and 33 touchdowns in only 15 games. He earned AP NFL Offensive Player of the Year for his efforts and his third of nine Pro Bowl invitations. Against Kansas City in 1990, Moon threw for 527 yards, which ranks as the second highest single-game total in NFL history (Norm Van Brocklin, 554 yards in 1951). In 1991, he surpassed the previous season's yardage total with 4,690 yards and became just the third player (Marino, Fouts) in NFL history to produce consecutive 4,000 yard passing seasons. Moon joined the Oilers and the NFL in 1984, after six seasons in the Canadian Football League, where he led his team to five Grey Cups (League Champions). In the CFL, Moon threw for 21,228 yards and 144 touchdowns. Moon was driven to play in the CFL after drawing little interest from the NFL as a starting quarterback following his senior season at the University of Washington. Moon became the first African-American quarterback to be inducted into the Pro Football Hall of Fame and his legacy as a minority quarterback cannot be underestimated. At the time of his arrival in the NFL only two black quarterbacks had been significant starters for their NFL teams (Shack Harris, Rams; Doug Williams, Tampa Bay).

BRUCE MATTHEWS

GUARD/TACKLE/CENTER • 6'5" • 305 lbs • COLLEGE: USC
 NFL SEASONS: 19 • YEARS WITH OILERS: 19 (1983-2001)
 HOMETOWN: ARCADIA, CALIF. • BORN: AUGUST 8, 1961
 GAMES PLAYED: 296 • HALL OF FAME INDUCTION: 2007

Arguably one of the best offensive linemen to ever play the game, Bruce Matthews became the first Tennessee Titan to be inducted into the Pro Football Hall of Fame. At the time of his retirement, Matthews played in more NFL games (296) than any non-kicker in the league's history. Longevity and durability were his hallmarks, but that coupled with his unparalleled play, earning a league record 14 consecutive Pro Bowl (9 at guard and 6 at center) selections (tied with Merlin Olsen) and seven times named AP All-Pro, made him one of the all-time greats. He rose to the challenges presented to him in starting at every position on the offensive line during his NFL career (87 C, 99 LG, 67 RG, 22 RT, 17 LT). He becomes the first Hall of Fame offensive lineman to play significant time at all five offensive line

FRANCHISE PRO FOOTBALL HALL OF FAMERS

positions. A constant for the Oilers/Titans franchise, Matthews started in a team record 229 consecutive games (streak started at Indianapolis, Nov. 29, 1987) and never missed a game because of injury. His 19 seasons also are a team record and he ranks second in NFL history for years with one team behind Jackie Slater, who spent 20 seasons with the Rams. Matthews and G Randall McDaniel (Vikings) were the only two NFL players to play in every game during the decade of the 90's. Matthews was a part of nearly one-half of the franchise's first 42-years of history and helped the team win 146 games, make the playoffs nine times, earn the only three AFC Central titles in team history, earn an AFC Championship and the franchise's only Super Bowl appearance. He blocked for 15 quarterbacks and 27 running backs, including five different 1,000-yard rushers (Earl Campbell, Mike Rozier, Lorenzo White, Gary Brown and Eddie George). During his career, he played in offenses that produced nine 1,000-yard rushing seasons and eight 3,000-yard passers. Additionally, he played in 42 different stadiums during his NFL career. During his career, Matthews blocked on a line that helped produce 65 100-yard rushing performances and 48 300-yard passing performances. Originally drafted by the Houston Oilers in the first round (ninth overall) of the 1983 NFL Draft, Matthews earned All-America honors at the University of Southern California. Matthews and his brother, Clay, each played 19 NFL seasons and the duo set an NFL record for games played by a pair of brothers with 574 games. Clay Matthews played in 278 games during his NFL career. Matthews had his number 74 jersey retired by the team and was inducted into the organization's Hall of Fame during a December, 2002 ceremony. Matthews joined a 2007 Hall of Fame class that included Dallas Cowboys WR Michael Irvin, Buffalo Bills RB Thurman Thomas, Detroit Lions TE Charlie Sanders, Cleveland Browns G Gene Hickerson, and St. Louis CB Roger Wehrli.

CURLEY CULP

DEFENSIVE TACKLE • 6'2" • 265 lbs • COLLEGE: ARIZONA STATE
NFL SEASONS: 14 • YEARS WITH OILERS: 7 (1974-1980)
HOMETOWN: YUMA, ARIZ. • BORN: MARCH 10, 1946
GAMES PLAYED: 179 • HALL OF FAME INDUCTION: 2013

Curley Culp was voted into the Pro Football Hall of Fame in 2013. A six-

time Pro Bowl selection, Culp played in 179 games during his NFL career with the Kansas City Chiefs (1968-1974), Houston Oilers (1974-1980) and Detroit Lions (1980-81). He was considered the prototypical nose tackle and helped pioneer the 3-4 defense. Hailing from Arizona State, where he was an All-American in both football and wrestling, Culp was selected in the second round of the 1968 NFL Draft by the Denver Broncos, who intended to use him as an offensive guard. However, his brief stint in Denver ended when he was traded to the Chiefs, who inserted him permanently on the defensive side. In 1969, the Chiefs won Super Bowl IV, and Culp was an instrumental member of one of the league's top defenses. He helped the Chiefs defeat the Oakland Raiders in the AFL Championship Game and the Minnesota Vikings in the Super Bowl. In 1974, during his seventh campaign in Kansas City, Culp was traded to the Oilers along with a first-round draft pick (used to select Robert Brazile) in exchange for John Matuszak. The move paid almost immediate dividends for the Oilers, who previously suffered through 1-13 records in both 1972 and 1973. In 1975, Culp's first full season in Houston, he helped the Oilers to a record of 10-4, the first winning mark for the club in eight years. With Culp anchoring the defense, the Oilers finished with the AFC's top-ranked run defense (third in the NFL). Individually, Culp produced arguably the finest season of his career, recording 11.5 sacks and earning NFL Defensive Player honors by the Newspaper Enterprise Association. Culp continued as a leader of the Oilers defense that culminated in back-to-back appearances in the AFC championship games in 1978 and 1979. He was named to one AFL All-Star Game and five Pro Bowls during his career. Culp also was picked as a first-team All-Pro in 1975 and a second-team selection in 1971, 1977, 1978, and 1979. He was selected first- or second-team All-AFC five times. "Curley Culp was perhaps the strongest man I ever lined up against," said Raiders Hall of Fame center Jim Otto. Culp used his strong wrestling background to create havoc for opposing guards and centers. He was the 1968 NCAA heavyweight wrestling champion and was named to the U.S. Olympic wrestling team that year. Culp joined a 2013 Hall of Fame class that included offensive linemen Larry Allen and Jonathan Ogden, wide receiver Cris Carter, coach Bill Parcells, linebacker Dave Robinson and defensive lineman Warren Sapp.

TITANS/OILERS HALL OF FAME

In recognition of the 40th season of the Houston Oilers/Tennessee Titans organization in 1999, the team's late owner K.S. "Bud" Adams, Jr. created an official team Hall of Fame, featuring players and staff from the past, while creating a special place for Titans stars of the future to be recognized. To date, 13 individuals have been named to the franchise's Hall of Fame:

NAME	POSITION	YEARS WITH FRANCHISE	INDUCTED
K.S. "Bud" Adams, Jr.	Team Owner/Founder	1959-2013	Sept. 7, 2008
Elvin Bethea	Defensive End	1968-83	Dec. 9, 1999
George Blanda	Quarterback/Kicker	1960-66	Dec. 9, 1999
Earl Campbell	Running Back	1978-84	Dec. 9, 1999
Eddie George	Running Back	1996-2003	Oct. 27, 2008
Mike Holovak	General Manager	1981-99	Dec. 9, 1999
Ken Houston	Safety	1967-72	Dec. 9, 1999
Bruce Matthews	Offensive Lineman	1983-2002	Dec. 8, 2002
Steve McNair	Quarterback	1995-2005	Oct. 27, 2008
Warren Moon	Quarterback	1984-93	Oct. 1, 2006
Mike Munchak	Guard	1982-93	Dec. 9, 1999
Jim Norton	Safety/Punter	1960-68	Dec. 9, 1999
Frank Wycheck	Tight End	1995-2003	Oct. 27, 2008

RETIRED JERSEY NUMBERS

In the history of the Oilers/Titans franchise, only six players have had the distinction of having their jersey number retired — **Jim Norton** (No. 43), **Elvin Bethea** (No. 65), **Earl Campbell** (No. 34), **Mike Munchak** (No. 63), **Bruce Matthews** (No. 74), and **Warren Moon** (No. 1).



Jim Norton played nine seasons for the Oilers (1960-68) as a safety and as a punter, establishing team records at both positions. As a rookie from the University of Idaho, Norton was a member of the Oilers' 1960 AFL Championship team. A four-time league all-star, he holds the club record for most interceptions in a career with 45. Also an accomplished punter, Norton was tops in club history with 519 career punts for a 42.3-yard career average and a long kick of 79 yards (11/22/64 vs. Kansas City).




Elvin Bethea joined the Oilers in 1968 after an outstanding career at North Carolina A&T. He started at defensive end in the 1968 season opener and didn't miss a game until breaking his arm in November 1977. That streak of 135 consecutive games played stands third in team history. An eight-time Pro Bowler (1970, 1972-76, 1978-80), Bethea ranks second for most seasons played (16, 1968-83), while his 210 games played (1968-83) also stands second behind Bruce Matthews. Bethea led the team

in sacks six times, including a career-best mark of 17 in 1973. The Oilers honored him with an "Elvin Bethea Appreciation Night" on Aug. 4, 1983. He became the sixth player in franchise history to be inducted into the Pro Football Hall of Fame on Aug. 3, 2003.



Earl Campbell, the franchise's second leading rusher and a member of the Pro Football Hall of Fame, was honored by having his number retired at ceremonies on Aug. 13, 1987. He set a single-season club record with a league-leading 1,450 yards his rookie season. Campbell followed that performance with 1,697 yards in 1979 and an astounding 1,934 yards in 1980. Both those totals led the NFL and the latter was second only to O.J. Simpson's 2,003 yards in 1973. Campbell was selected to five Pro Bowls

(1978-81, 1983) and retired as the NFL's seventh all-time leading rusher (9,407). He ranks second in franchise history in career rushing yards (8,574) and attempts (1,979), first in touchdown runs (73) and first in most consecutive games with a rushing touchdown (5).




Mike Munchak joined the Oilers as a first-round draft pick in 1982 out of Penn State. He was the first offensive lineman selected in the draft and the eighth overall selection. Munchak won the starting left guard position as a rookie and went on to play in 12 campaigns (1982-93) and 159 games (156 starts) for the Oilers. He is tied for third on the team's all-time list for seasons played and ranks fifth in games played. Munchak became a fixture on an offensive line that helped the Oilers to seven consecutive playoff appearances (1987-93). One of the premier guards in the National Football League, Munchak was selected to NFL's "Team of the Decade" for the 1980s and was chosen in 1989 to Oilers' 30th Anniversary "Dream Team." He ranks second in club annals with nine Pro Bowl selections, seven as a starter. Munchak announced his retirement on July 21, 1994, and on the same day, K.S. "Bud" Adams, Jr., announced that jersey No. 63 would be retired on "Mike Munchak Appreciation Day" on Nov. 6, 1994.



Bruce Matthews played in more games (296) than any non-kicker in NFL history. Longevity and durability were his hallmark. And that, coupled with his unparalleled play, in which he tied a league record with 14 Pro Bowl selections (tied with Merlin Olsen) and earned All-Pro honors six times, made him one of the all-time greats. He rose to the challenges presented to him in playing every position on the offensive line during his NFL career (87 at center, 99 at left guard, 67 at right guard, 22 at right tackle,

and 17 at left tackle). His number was retired during a halftime ceremony in Nashville on Dec. 8, 2002.



Warren Moon, the fourth leading passer in NFL history, played 10 years (1984-93) with the organization and holds the franchise records for passing yards (33,685) and touchdowns (196), while leading the Oilers to seven consecutive playoff appearances from 1987-93. Moon's finest season came in 1990, throwing for 4,689 yards (363-for-584) and 33 touchdowns in only 15 games and becoming the third player in NFL history to produce consecutive 4,000-yard passing seasons. He earned AP NFL Offensive

Player of the Year for his efforts and his third Pro Bowl berth. His jersey was retired in a halftime ceremony in Nashville on Oct. 1, 2006.

SITUATIONAL REGULAR SEASON WIN-LOSS RECORD

VS. AFC TEAMS

Total: 320-359-5
Home: 193-152-1
Away: 127-207-4

VS. AFC SOUTH TEAMS

Total: 38-49-0
Home: 21-23-0
Away: 17-26-0

VS. AFC NORTH/CENTRAL TEAMS

Total: 115-126-1
Home: 63-58-1
Away: 52-68-0

VS. AFC EAST TEAMS

Total: 88-83-2
Home: 51-31-0
Away: 37-52-2

VS. AFC WEST TEAMS

Total: 80-101-2
Home: 55-41-0
Away: 25-60-2

VS. NFC TEAMS

Total: 86-88-1
Home: 44-44-1
Away: 42-44-0

VS. NFC SOUTH TEAMS

Total: 11-5-0
Home: 5-3-0
Away: 6-2-0

VS. NFC NORTH/CENTRAL TEAMS

Total: 30-24-0
Home: 17-11-0
Away: 13-13-0

VS. NFC EAST TEAMS

Total: 24-31-0
Home: 11-16-0
Away: 13-15-0

VS. NFC WEST TEAMS

Total: 21-28-1
Home: 11-14-1
Away: 10-14-0

MONDAY NIGHT FOOTBALL

Total: 21-17-0
Home: 13-9-0
Away: 8-8-0

WEEK AFTER MNF

Total: 16-22-0
Home: 11-8-0
Away: 5-14-0

SUNDAY NIGHT FOOTBALL

Total: 11-9-0 (ESPN 8-6; TNT 2-2; NBC 1-1)
Home: 8-4-0
Away: 3-5-0

THURSDAY NIGHT FOOTBALL

Total: 5-7-0 (ABC 2-0; ESPN 1-1; TNT 0-1; NBC 0-1; NFLN 2-4)
Home: 5-3-0
Away: 0-4-0

FRIDAY NIGHT FOOTBALL

Total: 0-1-0 (NFLN 0-1)
Home: 0-1-0
Away: 0-0-0

SATURDAY NIGHT FOOTBALL

Total: 1-2-0 (ABC 1-0, ESPN 0-2)
Home: 0-2-0
Away: 1-0-0

OVERTIME

Total: 17-21-0
Home: 11-11-0
Away: 6-10-0

SEASON OPENERS

Total: 30-27-0
Home: 15-11-0
Away: 15-16-0

DOMES

Total: 135-133-2
Astrodome (Houston): 113-103-2
Cowboys Stadium (Dallas): 1-0-0
Edward Jones Dome (St. Louis): 0-1-0
Ford Field (Detroit): 2-0-0
Georgia Dome (Atlanta): 2-1-0
Kingdome (Seattle): 1-6-0
Lucas Oil Stadium (closed) (Indianapolis): 0-7-0
Metrodome (Minneapolis): 1-6-0
NRG Stadium (closed) (Houston): 5-4-0
RCA Dome (Indianapolis): 4-7-0
Silverdome (Detroit): 2-1-0
Superdome (New Orleans): 6-2-0

HOTTEST/COLDEST GAMES

FIVE HOTTEST GAMES

DATE	OPPONENT	SCORE	WEATHER
9/11/83	at L.A. Raiders	6-20 (L)	96°, clear
9/9/90	at Atlanta	27-47 (L)	94°, partly cloudy
10/7/62	BUFFALO	17-14 (W)	93°, showers
9/14/65	N.Y. JETS	27-21 (W)	93°, sunny
10/6/63	at Kansas City	7-28 (L)	92°, sunny

TEN COLDEST GAMES

DATE	OPPONENT	SCORE	WEATHER
*1/10/04	at New England	14-17 (L)	4°, clear (-10° wind chill)
12/11/77	at Cleveland	19-15 (W)	7°, clear (-7° wind chill)
12/17/89	at Cincinnati	7-61 (L)	9°, overcast (0° wind chill)
12/8/13	at Denver	28-51 (L)	18°, clear (11° wind chill)
12/26/10	at Kansas City	14-34 (L)	19°, cloudy (10° wind chill)
12/17/00	at Cleveland	24-0 (W)	20°, snow (-10° wind chill)
12/14/80	at Green Bay	22-3 (W)	20°, clear (9° wind chill)
*1/6/80	at Pittsburgh	13-27 (L)	22°, part. cloudy (12° wind chill)
12/15/85	at Cleveland	21-28 (L)	22°, overcast (-7° wind chill)
12/18/88	at Cleveland	23-28 (L)	22°, overcast (0° wind chill)
12/16/07	at Kansas City	26-17 (W)	22°, clear (14° wind chill)

* Playoff game

ALL-TIME OFFENSIVE YARDS AND RANKINGS

Year	Total Plays	First Downs	Rush Yards (Rank)	Net Pass Yards (Rank)	Total Yards (Rank)	Total Points
1960	930	262	1,565 (3)	3,371 (1)	4,936 (1)	379
1961	964	293	1,896 (2)	4,392 (1)	6,288 (1)	513
1962	943	266	1,742 (4)	3,229 (2)	4,971 (2)	387
1963	870	254	1,210 (7)	3,222 (1)	4,432 (4)	302
1964	942	284	1,347 (7)	3,527 (2)	4,874 (4)	310
1965	905	227	1,178 (7)	2,813 (2)	3,991 (5)	298
1966	926	246	1,515 (5)	2,897 (4)	4,412 (7)	335
1967	828	207	2,122 (1)	1,381 (9)	3,503 (8)	258
1968	905	240	1,804 (4)	2,548 (4)	4,352 (5)	303
1969	965	256	1,706 (5)	2,825 (2)	4,531 (4)	278
1970	922	232	1,556 (19)	2,506 (7)	4,062 (10)	217
1971	815	201	1,106 (26)	2,409 (6)	3,515 (22)	251
1972	817	183	1,518 (23)	1,673 (23)	3,191 (26)	164
1973	840	193	1,388 (26)	1,919 (16)	3,307 (24)	199
1974	817	200	1,361 (26)	1,977 (20)	3,338 (24)	236
1975	900	234	2,068 (12)	1,869 (23)	3,937 (19)	293
1976	878	199	1,498 (27)	2,072 (15)	3,570 (24)	222
1977	879	228	1,989 (14)	1,875 (17)	3,864 (18)	299
1978	993	276	2,476 (6)	2,338 (18)	4,814 (16)	283
1979	1,034	268	2,571 (4)	2,256 (25)	4,827 (22)	362
1980	1,063	329	2,635 (2)	3,007 (17)	5,642 (4)	295
1981	947	241	1,734 (23)	2,777 (23)	4,511 (27)	281
1982	551	138	799 (26)	1,574 (19)	2,373 (28)	136
1983	1,033	295	1,998 (18)	2,902 (23)	4,900 (24)	288
1984	969	284	1,656 (23)	3,228 (17)	4,884 (23)	240
1985	998	270	1,570 (25)	3,082 (19)	4,652 (24)	284
1986	1,089	299	1,700 (19)	3,449 (13)	5,149 (16)	274
1987	998	294	1,923 (14)	3,300 (7)	5,223 (8)	345
1988	1,010	308	2,249 (4t)	2,956 (22)	5,205 (14)	424
1989	1,028	327	1,928 (12)	3,499 (10)	5,427 (9)	365
1990	1,006	376	1,417 (24)	4,805 (1)	6,222 (1)	405
1991	1,022	353	1,366 (23)	4,621 (1)	5,987 (2)	386
1992	958	339	1,626 (18)	4,029 (1)	5,655 (3)	352
1993	1,066	330	1,792 (12)	3,866 (3)	5,658 (3)	368
1994	1,036	278	1,682 (12)	2,799 (25)	4,481 (26)	226
1995	1,046	295	1,664 (18)	3,241 (19)	4,905 (23)	348
1996	972	287	1,950 (6)	3,098 (21)	5,048 (18)	345
1997	993	288	2,414 (3)	2,505 (29)	4,919 (18)	333
1998	1,016	308	1,970 (9)	3,291 (15)	5,261 (9)	330
1999	1,011	294	1,811 (13)	3,479 (13t)	5,290 (13)	392
2000	1,036	299	2,084 (7)	3,266 (16)	5,350 (14)	346
2001	1,026	288	1,794 (12)	3,558 (8t)	5,352 (8)	336
2002	1,032	312	1,952 (11)	3,320 (20)	5,272 (17)	367
2003	1,013	310	1,623 (26)	3,878 (5)	5,501 (8)	435
2004	1,053	308	1,871 (14)	3,616 (10)	5,487 (11)	344
2005	1,022	279	1,525 (23)	3,597 (9)	5,122 (17)	299
2006	945	261	2,214 (5)	2,596 (30)	4,810 (27)	324
2007	1,037	306	2,109 (5)	2,878 (27)	4,987 (21)	301
2008	973	268	2,199 (7)	2,819 (27)	5,018 (21)	375
2009	990	288	2,592 (2)	3,031 (23)	5,623 (12)	354
2010	907	252	1,727 (17)	3,107 (25)	4,834 (27)	356
2011	984	281	1,438 (31)	3,923 (12)	5,361 (17)	325
2012	957	260	1,687 (21)	3,323 (22)	5,010 (26)	330
2013	1,032	311	1,894 (14)	3,496 (21)	5,390 (22)	362
2014	919	258	1,447 (26)	3,412 (22)	4,859 (29)	254
2015	976	298	1,485 (25)	3,503 (25t)	4,988 (30)	299

ALL-TIME DEFENSIVE YARDS AND RANKINGS

Year	Total Plays	First Downs	Rush Yards (Rank)	Net Pass Yards (Rank)	Total Yards (Rank)	Total Points
1960	995	282	1,027 (2)	3,874 (8)	4,901 (6)	285
1961	899	235	1,634 (6)	2,391 (2)	4,025 (2)	242
1962	880	217	1,569 (3)	2,561 (2)	4,130 (2)	270
1963	873	256	1,710 (7)	2,606 (3)	4,316 (6)	372
1964	896	267	1,961 (7)	3,280 (6)	5,241 (8)	355
1965	946	271	2,683 (8)	2,470 (2)	5,153 (8)	429
1966	881	244	1,833 (7)	3,162 (8)	4,995 (9)	396
1967	910	233	1,637 (7)	2,418 (3)	4,055 (4)	199
1968	854	198	1,704 (4)	1,671 (1)	3,375 (1)	248
1969	833	183	1,556 (5)	2,217 (2)	3,773 (2)	279
1970	840	227	1,793 (17)	2,605 (24)	4,398 (25)	352
1971	880	237	1,723 (11)	2,072 (10)	3,795 (9)	330
1972	894	263	2,591 (25)	2,143 (11)	4,734 (23)	380
1973	929	274	2,410 (23)	2,237 (20)	4,647 (24)	447
1974	919	268	2,050 (19)	2,375 (20)	4,425 (22)	282
1975	952	264	1,680 (3)	2,457 (17)	4,137 (11)	226
1976	935	226	2,072 (16)	1,915 (8)	3,987 (10)	273
1977	933	247	1,815 (10)	2,142 (20)	3,957 (14)	230
1978	1,021	292	2,072 (9)	2,842 (24)	4,914 (17t)	298
1979	1,038	304	2,225 (17)	2,765 (14)	4,990 (13)	331
1980	932	259	1,811 (8)	2,801 (4)	4,612 (5)	251
1981	1,084	325	2,411 (24)	3,315 (17)	5,726 (24)	355
1982	613	187	1,225 (23)	2,213 (25)	3,438 (28)	245
1983	1,031	332	2,787 (28)	2,845 (4)	5,632 (22)	460
1984	1,075	345	2,789 (28)	3,179 (11)	5,968 (27)	437
1985	1,091	356	2,814 (28)	3,341 (18)	6,155 (27)	412
1986	1,054	285	2,035 (20)	2,999 (8)	5,034 (13)	329
1987	976	287	1,848 (17)	3,145 (17)	4,993 (17)	349
1988	985	304	1,592 (4)	3,266 (13)	4,858 (8)	365
1989	940	314	1,669 (9)	3,542 (17)	5,211 (13)	412
1990	890	279	1,575 (8)	3,060 (14)	4,635 (11)	307
1991	984	280	1,540 (6)	3,208 (14)	4,748 (9)	251
1992	907	254	1,634 (9)	2,577 (3)	4,211 (3)	258
1993	1,003	289	1,273 (1)	3,601 (23)	4,874 (14)	238
1994	971	275	2,120 (28)	2,795 (2)	4,915 (9)	352
1995	983	267	1,526 (8)	3,125 (3)	4,651 (5)	324
1996	956	271	1,385 (2)	3,225 (13)	4,610 (6)	319
1997	992	292	1,573 (4)	3,658 (27)	5,231 (22)	310
1998	955	279	1,610 (9t)	3,511 (20)	5,121 (16)	320
1999	994	300	1,550 (10)	3,695 (25)	5,245 (17)	324
2000	908	215	1,390 (3)	2,423 (1)	3,813 (1)	191
2001	996	300	1,431 (5)	4,084 (31)	5,515 (25)	388
2002	974	297	1,424 (2)	3,540 (25)	4,964 (10)	324
2003	926	275	1,295 (1)	3,606 (30)	4,901 (12)	324
2004	977	318	1,917 (18)	3,807 (26)	5,724 (27)	439
2005	960	294	1,894 (22)	3,216 (17)	5,110 (19)	421
2006	1,062	329	2,313 (30)	3,602 (27)	5,915 (32)	400
2007	978	268	1,478 (5)	3,187 (10)	4,665 (5)	297
2008	1,022	276	1,502 (6)	3,196 (9)	4,698 (7)	234
2009	1,038	323	1,711 (10t)	4,139 (31)	5,850 (28)	402
2010	1,139	356	1,851 (20)	4,032 (29)	5,883 (26)	339
2011	1,080	324	2,053 (24)	3,629 (14)	5,682 (T-18)	317
2012	1,086	358	2,035 (24)	3,964 (26)	5,999 (27)	471
2013	1,027	329	1,795 (20)	3,612 (11)	5,407 (14)	381
2014	1,099	357	2,195 (31)	3,773 (15)	5,968 (27)	438
2015	1,003	317	1,797 (18)	3,678 (7)	5,475 (12)	423