



2016 TAMPA BAY BUCCANEERS

MEDIA INFORMATION




VS.



GAME NINE
VS. CHICAGO

NOV. 13TH - 1:00 PM ET





TAMPA BAY BUCCANEERS
2016 WEEKLY PRESS RELEASE
PUBLIC RELATIONS

ONE BUCCANEER PLACE, TAMPA FLORIDA
TEL (813) 554-1311
FAX (813) 387-6317

TAMPA BAY BUCCANEERS vs. **BEARS**

TAMPA BAY BUCCANEERS (3-5) VS. CHICAGO BEARS (2-6)

SUNDAY, NOVEMBER 13, 1:00 P.M. ET
 RAYMOND JAMES STADIUM (65,618)

NETWORK TELEVISION: FOX

PLAY-BY-PLAY: DAN HELLIE **ANALYST:** DAVID DIEHL **SIDELINE:** HOLLY SONNERS

BUCS RADIO: US 103.5, FLAGSHIP STATION (103.5 FM, 620 AM & 95.3 FM)

PLAY-BY-PLAY: GENE DECKERHOFF **ANALYST:** DAVE MOORE **SIDELINE:** T.J. RIVES

LAST GAME: TAMPA BAY LOST VS. ATLANTA, 43-28; CHICAGO WON VS. MINNESOTA, 20-10



ALL-TIME SERIES

Chicago leads the all-time series 38-18, having won five of the past six meetings, including a 26-21 victory at Raymond James Stadium last season. The teams played in 2011 in London, with Chicago prevailing 24-18, despite two fourth quarter touchdowns from Tampa Bay. In 2008, the teams squared off in Chicago. The Buccaneers scored 10 points in the fourth quarter to force overtime, and Tampa Bay K Matt Bryant hit a 21-yard field goal to win it for the Buccaneers, 27-24, in OT. In 2002, Tampa Bay's first season since joining the newly-created NFC South, the Buccaneers won 15-0 in Champaign, in the regular season finale, clinching a first round bye and the most wins in team history. Until that time, the Bears and Buccaneers were both members of the NFC Central Division. Chicago snapped a six-game Bucs winning streak by defeating Tampa Bay with a 13-10 win in Chicago in 2000, then made it three in a row with two victories in 2001. The Bears' win in 2001 was their first in Raymond James Stadium and their first in Tampa since 1995. Chicago owned the series in the 1980's, winning 15 of the 19 meetings. That run of success included a 12-game winning streak for the Bears that began in 1983 and finally ended with a 42-35 Bucs victory in 1989. Chicago dominated the early 1990's with victories in 11 of the first 13 games before the Bucs turned it around.

REGULAR SEASON SERIES BY THE NUMBERS

Overall Regular Season Series	Chicago leads 38-18
Home Record vs. Chicago Bears	12-17
Road Record vs. Chicago Bears	6-21
Current Streak	Bears, three games (2011-15)
Buccaneers Longest Streak.....	Six games (1997-2000)
Bears Longest Streak.....	12 games, (1983-88)
Regular Season Point Total.....	Buccaneers 887 – Bears 1,214
Most Points, Buccaneers	42, Buccaneers 42-35 (1989)
Most Points, Bears	48, Bears 48-14 (1988)
Most Points, both teams	77, Buccaneers 42-35 (1989)
Fewest Points, Buccaneers	0, five times, last Bears 27-0 (1991)
Fewest Points, Bears	0, twice, last Buccaneers 15-0 (2002)
Fewest Points, both teams.....	9, Buccaneers 6-3 (1999)
Largest Win, Buccaneers.....	41 points, Buccaneers 41-0 (2000)
Largest Win, Bears.....	35 points, Bears 44-9 (1984)

2016 Schedule and Results (3-5)

DATE	OPPONENT (TV)	TIME
9/11	at Atlanta (FOX)	W, 31-24
9/18	at Arizona (FOX)	L, 40-7
9/25	LOS ANGELES (FOX)	L, 37-32
10/2	DENVER (CBS)	L, 27-7
10/10	at Carolina (ESPN)	W, 17-14
	Bye Week	
10/23	at San Francisco (FOX)	W, 34-17
10/30	OAKLAND (CBS)	L, 30-24
11/3	ATLANTA (NFLN)	L, 43-28
11/13	CHICAGO (FOX)	1:00 p.m.
11/20	at Kansas City^ (FOX)	1:00 p.m.
11/27	SEATTLE^ (FOX)	4:05 p.m.
12/4	at San Diego^ (FOX)	4:25 p.m.
12/11	NEW ORLEANS^ (FOX)	1:00 p.m.
12/18	at Dallas^ (FOX)	1:00 p.m.
12/24	at New Orleans^ (FOX)	1:00 p.m.
1/1/17	CAROLINA^ (FOX)	1:00 p.m.

HOME GAMES IN ALL CAPS – All Times Eastern
 ^ Subject to Flexible Scheduling

BUCCANEERS PR TWITTER AND MEDIA SITE

The Tampa Bay Buccaneers Public Relations staff is on Twitter: **@BuccaneersPR**, the department's official Twitter account, which provides media members with the latest updates on schedules and transactions, as well as notes and facts about the team and its activities.

For all of the team's publicity material, visit media.buccaneers.com. There, users will find updated statistics, game notes, bios, rosters, the 2015 Buccaneers Media Guide and more, plus the latest releases from the team.

Nelson Luis
 Senior Director of Communications
 nluis@buccaneers.nfl.com

Michael Pehanich
 Sr. Public Relations Manager
 mpehanich@buccaneers.nfl.com

Allen Barrett
 Public Relations Manager
 abarrett@buccaneers.nfl.com

Chris King
 Public Relations Coordinator
 cking@buccaneers.nfl.com

Brooke Skelley
 Public Relations Assistant
 bskelley@buccaneers.nfl.com

STATISTICAL COMPARISON

A look at how the teams match up in the 2016 season rankings:

Category	Tampa Bay	Chicago
Total Offense	14th (357.3 ypg)	15th (355.4 ypg)
Rushing Offense	15th (108.4 ypg)	24th (96.6 ypg)
Passing Offense	17th (248.9 ypg)	12th (258.8 ypg)
Total Defense	28th (398.9 ypg)	12th (338.9 ypg)
Rushing Defense	25th (117.9 ypg)	14th (100.8 ypg)
Passing Defense	27th (281.0 ypg)	12th (238.1 ypg)
Points Scored	18th (22.5 ppg)	31st (16.4 ppg)
Points Allowed	29th (29.0 ppg)	14th (22.4 ppg)
Sacks	t18th (17.0)	t12th (20.0)
Sacks Allowed	t16th (19.0)	8th (14.0)
Turnover Margin	t22nd (-3)	t20th (-2)
Team Leaders	Tampa Bay	Chicago
Rushing Yards	Jacquizz Rodgers (393)	Jordan Howard (505)
Rushing Touchdowns	Four tied with 1	J. Howard, J. Langford (2)
Passer Rating	Jameis Winston (85.4)	Brian Hoyer (98.0 - 8th, NFL)
Passing Yards	Jameis Winston (2,037)	Brian Hoyer (1,445)
Passing Touchdowns	Jameis Winston (17 - t5th, NFL)	Brian Hoyer (6)
Receptions	Mike Evans (55 - t4th, NFL)	Zach Miller (40 - t3rd, TEs)
Receiving Yards	Mike Evans (745 - 5th, NFL)	Alshon Jeffery (583)
Receiving Touchdowns	Mike Evans (8 - 1st, NFL)	Zach Miller (3 - t7th, TEs)
Tackles	Kwon Alexander (72 - t9th, NFL)	Jerrell Freeman (72 - t9th, NFL)
Sacks	Gerald McCoy (4.0 - t3rd, DTs)	Willie Young (6.0)
Interceptions	Four tied with 1	Tracy Porter (2 - t10th, NFL)

WEEKLY MEDIA SCHEDULE

WEDNESDAY, NOVEMBER 9

11:45 a.m. - OC Todd Monken Media Availability
 11:55 a.m. - QB Jameis Winston Media Availability/Open Locker Room
 1:10 p.m. - Practice (Open first 30 minutes)
 2:25 p.m. - CHI HC John Fox Conference Call
 2:35 p.m. - CHI QB Jay Cutler Conference Call
 3:20 p.m. - HC Dirk Koetter Media Availability

THURSDAY, NOVEMBER 10

11:25 a.m. - DC Mike Smith Media Availability
 11:35 a.m. - Open Locker Room (45 minutes)
 12:50 p.m. - Practice (Open first 30 minutes)
 3:00 p.m. - HC Dirk Koetter Media Availability

FRIDAY, NOVEMBER 11

10:20 a.m. - Practice (Open first 30 minutes)
 11:40 a.m. - Player Availability Immediately followed by HC Dirk Koetter Media Availability (On-field)

SATURDAY, NOVEMBER 12

No Media Availability

SUNDAY, NOVEMBER 13

1:00 p.m. - Tampa Bay Buccaneers vs. Chicago Bears at Raymond James Stadium

- ALL TIMES EASTERN -

LAST GAME

- The Buccaneers received the opening kickoff and drove 75 yards in 13 plays, taking up 5:32 of the clock and scoring a touchdown on a three-yard pass from QB **Jameis Winston** to WR **Mike Evans**.

- Tampa Bay's touchdown on the opening drive marked the first time the team has done so since last season (10/25/15 at Washington). On the drive, Winston went five-of-seven for 49 yards and a touchdown.

- In the second quarter, DT **Gerald McCoy** recorded the Buccaneers' first sack of the game, dropping Atlanta QB **Matt Ryan** for an eight-yard loss, forcing a fumble that was recovered by LB **Daryl Smith**. The fumble recovery was the first of the season for Smith and the seventh of his career. Tampa Bay has now recorded a takeaway in four consecutive games.

- McCoy now has 39.5 career sacks in his career, passing DT David Logan (39.0 from 1979-96) for the fourth-most sacks in franchise history.

BUCCANEERS CAREER SACKS

Rank	Player, Years	Sacks
1.	Lee Roy Selmon, 1976-84	78.5
2.	Warren Sapp, 1995-03	77.0
3.	Simeon Rice, 2001-06	69.5
4.	Gerald McCoy, 2010-Present	39.5
5.	David Logan, 1979-86	39.0

- Following Atlanta's turnover, Winston and Evans connected for a second touchdown, this time on a 24-yard scoring pass. Evans now has eight touchdown receptions this season, setting a new franchise mark for the most touchdown receptions through eight games.

- Evans notched seven receptions in the first half, tied for the second-most in a first half by a Buccaneers player dating back to at least 1991.

BUCCANEERS MOST RECEPTIONS IN A FIRST HALF – (SINCE 1991)

Player	Opponent-Date	Rec.
1. Joey Galloway	vs. MIA-10/16/05	8
2. Antonio Bryant	at ATL-12/14/08	7
2. Mark Carrier	vs. GB-9/13/92	7
2. Mike Evans	vs. ATL-11/3/16	7
2. Jacquez Green	at CHI-1/2/00	7
2. Ike Hilliard	at CAR-9/30/07	7

- Evans finished the game with a career-high 11 catches for 150 yards and two touchdowns. He now has five career games with multiple touchdown receptions, tying Joey Galloway for the most such games in team history.

- Evan has 745 receiving yards this season, tied for the most through eight games in franchise history (Keyshawn Johnson, 745 through eight games in 2001).

- Evans now has 23 career touchdown receptions, tying Bruce Hill for the seventh-most in franchise history.

MOST RECEIVING TOUCHDOWNS – Team History

Rank	Player	TDs
1.	TE Jimmie Giles, 1978-86	34
2.	WR Kevin House, 1980-85	31
3.	WR Joey Galloway 2005-07	28
4.	WR Mark Carrier, 1987-92	27
5.	WR Mike Williams, 2010-13	25
6.	TE Dave Moore, 1992-01, 2004-06	24
7.	WR Mike Evans, 2014-Pres.	23
7.	WR Bruce Hill, 1987-91	23
9.	WR Vincent Jackson, 2012-Pres.	20
10.	WR Gerald Carter, 1981-87	17
10.	WR Keyshawn Johnson, 2000-03*	17

- On the final play of the first half, with Atlanta facing third-and-six at their own 48-yard line, Buccaneers DE **William Gholston** recorded his second sack of the season, bringing down Matt Ryan for a 10-yard loss, ending the half. Gholston now has 9.0 career sacks.

- The Buccaneers have recorded at least two sacks in each of the past three games, the first time the team has done so since 2015 (six consecutive: 11/15/15 vs. DAL-12/17/15 at STL).

- Winston threw his third touchdown of the game in the fourth quarter, connecting with WR **Adam Humphries** on a seven-yard touchdown toss, finishing an 11-play, 85-yard drive that lasted 3:09. The touchdown reception was the first of the year for Humphries and the second of his career.

- Winston finished the game with a passer rating of 110.3, his seventh career game with a passer rating of 100 or more and his third this season.

- Winston has thrown for at least two touchdowns in each of the past three games, the longest streak of his career and the longest streak by a Buccaneers player since Mike Glennon in 2014 (three games: 9/28/14 at PIT-10/12/14 vs. BAL).

- In the fourth quarter, QB **Mike Glennon** made his season debut, leading an 11-play, 75-yard touchdown drive that lasted 2:43 seconds and concluded with a two-yard touchdown pass to TE **Cameron Brate**. Glennon then connected with TE **Brandon Myers** for a two-point conversion.

- WR **Freddie Martino** made his first career catch in the game.

- RB **Peyton Barber** made his first career start in the game.

NEW & NOTABLE

EVANS EXCELLING

Since entering the league in 2014, Mike Evans has established himself as one of the top receivers in the NFL and this season has further cemented that claim.

Over the past three seasons, he has the ninth-most receiving yards in the NFL and the fifth-most touchdown receptions.

2014-16 NFL LEADERS IN RECEIVING YARDS

Rank	Player (Current Team)	Rec.	Yards
1.	WR Julio Jones (ATL)	291	4,434
2.	WR Antonio Brown (PIT)	320	4,209
3.	WR Demaryius Thomas (DEN)	263	3,514
4.	WR Odell Beckham Jr. (NYG)	231	3,431
5.	WR T.Y. Hilton (IND)	203	3,260
6.	WR A.J. Green (CIN)	214	3,234
7.	WR DeAndre Hopkins (HOU)	227	3,165
8.	WR Emmanuel Sanders (DEN)	226	3,153
9.	WR Mike Evans (TB)	197	3,002
10.	WR Brandon Marshall (NYJ)	210	2,808

2014-16 NFL LEADERS IN RECEIVING TOUCHDOWNS

Rank	Player (Team)	Rec. TD
1.	WR Odell Beckham (NYG)	30
2.	WR Antonio Brown (PIT)	29
3.	TE Rob Gronkowski (NE)	26
4.	WR Brandon Marshall (NYJ)	24
5.	WR Mike Evans (TB)	23

This season, Evans ranks in the top five in the NFL in receptions per game, receiving yards per game and receiving touchdowns.

2016 NFL RECEPTIONS PER GAME LEADERS (Min. 6 Games Played)

Rank	Player (Team)	GP	Rec.	Rec/Gm.
1.	WR A.J. Green (CIN)	8	59	7.4
2.	WR Larry Fitzgerald (ARI)	8	56	7.0
2.	TE Jordan Reed (WAS)	6	42	7.0
4.	WR Mike Evans (TB)	8	55	6.9
4.	WR Antonio Brown (PIT)	8	55	6.9

2016 NFL RECEIVING YARDS PER GAME LEADERS (Min. 6 Games Played)

Rank	Player (Team)	GP	Yds.	Yds/Gm.
1.	WR A.J. Green (CIN)	8	896	112.0
2.	WR Julio Jones (ATL)	9	970	107.8
3.	WR Amari Cooper (OAK)	9	843	93.7
4.	WR Mike Evans (TB)	8	745	93.1
5.	WR T.Y. Hilton (IND)	9	791	87.9

2016 NFL RECEIVING TOUCHDOWN LEADERS

Rank	Player (Team)	Rec. TD
1.	WR Mike Evans (TB)	8
2.	WR Jordy Nelson (GB)	7
3.	WR Davante Adams (GB)	6
3.	WR Antonio Brown (PIT)	6
3.	WR Michael Crabtree (OAK)	6

EVANS IN BUGS HISTORY

Despite having played in only 38 games for the Buccaneers, Evans has proven himself to be one of the top receivers in team history, ranking in the top 10 in both receiving yards and receiving touchdowns.

MOST RECEIVING YARDS - (Team History)

Rank	Player	Yards
1.	WR Mark Carrier, 1987-92	5,018
2.	WR Kevin House, 1980-86	4,928
3.	WR Vincent Jackson, 2012-Pres.	4,326
4.	TE Jimmie Giles, 1978-86	4,300
5.	WR Joey Galloway, 2004-08	3,912
6.	WR Keyshawn Johnson, 2000-03	3,828
7.	RB James Wilder, 1981-89	3,492
8.	WR Gerald Carter, 1981-87	3,443
9.	WR Mike Evans, 2014-Pres.	3,002
10.	WR Mike Williams, 2010-13	2,947

MOST RECEIVING TOUCHDOWNS – Team History

Rank	Player	TDs
1.	TE Jimmie Giles, 1978-86	34
2.	WR Kevin House, 1980-85	31
3.	WR Joey Galloway 2005-07	28
4.	WR Mark Carrier, 1987-92	27
5.	WR Mike Williams, 2010-13	25
6.	TE Dave Moore, 1992-01, 2004-06	24
7.	WR Mike Evans, 2014-Pres.	23
7.	WR Bruce Hill, 1987-91	23
9.	WR Vincent Jackson, 2012-Pres.	20
10.	WR Gerald Carter, 1981-87	17
10.	WR Keyshawn Johnson, 2000-03*	17

NEW & NOTABLE

JAMEIS SINCE THE BYE

Since returning from Tampa Bay's Week 6 Bye, Jameis Winston has posted numbers that rank among the best in the NFL, tying for the second-most touchdowns in the league and ranking fifth in passer rating during that time.

2016 NFL PASSER RATING LEADERS (Since Week 7 - Min. 60 Att.)

Player	Att.	Cmp.	Yds	TD	INT	Rtg.
1. Matt Ryan (ATL)	103	75	905	8	1	121.2
2. Drew Brees (NO)	122	92	955	7	1	113.3
3. Aaron Rodgers (GB)	137	93	869	10	1	106.4
4. Dak Prescott (DAL)	66	40	534	5	1	105.2
5. Jameis Winston (TB)	99	60	710	8	1	105.2

On the season, Winston has thrown for 17 touchdowns, tied for the fifth-most in the league.

2016 NFL PASSING TOUCHDOWN LEADERS

Rank	Player (Team)	Pass TD
1.	Matt Ryan (ATL)	23
2.	Drew Brees (NO)	21
3.	Aaron Rodgers (GB)	20
4.	Matthew Stafford (DET)	18
5.	Jameis Winston (TB)	17
5.	Derek Carr (OAK)	17
5.	Andrew Luck (IND)	17
5.	Marcus Mariota (TEN)	17
5.	Philip Rivers (SD)	17
5.	Ben Roethlisberger (PIT)	17

GRIT AND GRIMES

This past offseason, Tampa Bay brought in veteran cornerback Brent Grimes to help the team's pass defense and provide a veteran leader who knew Defensive Coordinator Mike Smith's system. Through nine weeks, Grimes has proven to be a key addition to the team, tying for the most passes defensed in the NFL.

2016 NFL PASS DEFENSED LEADERS

Rank	Player (Team)	PD
1.	Brent Grimes (TB)	12
1.	David Amerson (OAK)	12
1.	Casey Hayward (SD)	12
4.	Malcolm Butler (NE)	11
4.	Jason McCourty (TEN)	11
4.	Josh Norman (CAR)	11
4.	Marcus Peters (KC)	11
4.	Aqib Talib (DEN)	11

BRYAN "THE BANGER" ANGER

This past offseason, the Buccaneers signed P Bryan Anger. Anger has shown his value, ranking fourth in the NFL in net punting average, while tying for the fourth-most punts inside the 20 in the NFL.

2016 NET PUNTING AVERAGE LEADERS

Rank	Player (Team)	Net Avg.
1.	Sam Martin (DET)	45.4
2.	Thomas Morstead (NO)	44.6
3.	Johnny Hekker (LA)	43.6
4.	Bryan Anger (TB)	43.0
5.	Pat McAfee (IND)	42.9

2016 PUNTS INSIDE THE 20 LEADERS

Rank	Player (Team)	Inside 20
1.	Johnny Hekker (LA)	24
2.	Marquette King (OAK)	21
2.	Jeff Locke (MIIN)	21
4.	Bryan Anger (TB)	19
4.	Dustin Colquitt (KC)	19

MAKING BRATE PLAYS

This season, Buccaneers TE Cameron Brate has been one of the best tight ends in the NFL when it comes to scoring touchdowns, tying for the league lead at his position.

2016 NFL RECEIVING TOUCHDOWN LEADERS - TIGHT ENDS

Rank	Player (Team)	Rec TD
1.	Cam Brate (TB)	4
1.	Martellus Bennett (NE)	4
1.	Jack Doyle (IND)	4
1.	Antonio Gates (SD)	4
1.	Kyle Rudolph (MIN)	4
1.	Delanie Walker (TEN)	4
7.	12 tied with three	

DAVID IN THE BACKFIELD

LB Lavonte David has been one of the top playmakers on defense in the NFL during his five-year career and this year he has continued to make big plays, tying for the second-most tackles for loss in the NFL.

2016 NFL TACKLE FOR LOSS LEADERS

Rank	Player (Team)	TFL
1.	DT Aaron Donald (LA)	12
2.	LB Lavonte David (TB)	10
2.	LB Ryan Kerrigan (WAS)	10
2.	LB Telvin Smith (JAC)	10
2.	DE Leonard Williams (NYJ)	10

Team

- Tampa Bay has recorded at least one takeaway in four consecutive contests. With a takeaway against Atlanta, the team would have five straight games with a takeaway.
- Tampa Bay has recorded at least two sacks in each of the past three contests. If the team records two or more sacks against Chicago, it will mark the first time the team has had four consecutive games with two or more sacks since 2015 (six consecutive: 11/15/15 vs. DAL-12/17/15 at STL).

TE Cameron Brate

- Brate has caught a touchdown in each of the past two games. With a touchdown reception against Chicago, he will have a touchdown reception in three consecutive games, marking the first time a Buccaneers tight end has done so since Jerramy Stevens (12/23/07 at SF-9/21/08 at CHI) and the first time a Buccaneers tight end has done so in a single season since Dave Moore (11/2/97 at IND-11/16/97 vs. NE).
- Brate has four receiving touchdowns this season. He needs one more to tie Calvin Magee (five in 1986), Dave Moore (five in 1999), and Kellen Winslow (five in 2009 & 2010) for fourth-most, two more to tie Jimmie Giles (six in 1981) for third-most, three more to tie Giles (seven in 1979) for second-most and four more to tie Giles (eight in 1985) for the most touchdown receptions by a tight end in a single season in team history.

LB Lavonte David

- David has 14.0 career sacks, and needs 4.0 more to pass Chris Washington (17.5 from 1984-88) for the second-most and 13 more to pass Broderick Thomas (26.5 from 1989-93) for the most sacks by a linebacker in franchise history.
- David has nine career interceptions, and needs one more to pass Cecil Johnson (nine from 1977-85) and Richard Wood (nine from 1976-84) for third-most and tie Dave Lewis (10 from 1977-81) for second-most, and 17 more to pass Derrick Brooks (25 from 1995-2008) for the most interceptions by a linebacker in franchise history.

WR Mike Evans

- Evans has eight touchdown receptions through the first eight games. If he records a receiving touchdown against Chicago, he will extend his team record for touchdown receptions through nine games (previous high: three tied with seven through nine games).
- Evans caught two touchdowns against Atlanta. If he records two receiving touchdowns against Chicago, it will mark only the third time in team history that a player has had consecutive games with multiple receiving touchdowns (Horace Copeland in 1993 and Vincent Jackson in 2013).
- Evans had 150 receiving yards against Atlanta and, with 150 or more receiving yards against Chicago, he would be the first player in franchise history to post consecutive games with at least 150 receiving yards. With 100 or more yards, he would be the first Buccaneers player to post consecutive 100-yard receiving games since Evans did so last year (11/8/15 vs. NYG-11/15/15 vs. DAL).
- Evans had 150 receiving yards and two touchdowns against Atlanta. With 150 or more receiving yards and two or more receiving touchdowns against Chicago, he will be the first player in the NFL to post consecutive such games since Jeremy Maclin did so for Philadelphia in 2014 (10/26/14 at ARI-11/2/14 at HOU).

WR Mike Evans (cont.)

- Evans had a career-high 11 receptions against Atlanta. With 10 or more receptions against Chicago, he will be only the second player in team history to have consecutive games with 10 or more receptions (also James Wilder (11/25/84 vs. LA-12/2/84 at GB).
- Evans has 745 receiving yards this season and needs 25 more to pass Vincent Jackson (769 in 2012) for fourth-most, 51 more to pass Bruce Hill (795 in 1988) for third-most, 90 more to pass Keyshawn Johnson (834 in 2001) and 118 more to pass Joey Galloway (862 in 2005) for the most receiving yards through the first nine games of the season in team history.
- Evans has eight receiving touchdowns this season. He needs one more to tie Mark Carrier (nine in 1989), Bruce Hill (nine in 1988), Kevin House (nine in 1981) and Mike Williams (nine in 2012) for fourth-most, two more to tie Joey Galloway (10 in 2005) for third-most, three more to tie Mike Williams (11 in 2010) for second-most and four more to tie his own franchise record for the most touchdown receptions in a single season in team history.
- Evans has 745 receiving yards this season. He needs 430 more to pass Keenan McCardell (1,174 in 2003) for 10th-most, 432 more to pass Kevin House (1,176 in 1981) for ninth-most, 449 more to pass Michael Clayton (1,193 in 2004) for eighth-most, 462 more to pass his own mark from 2015 (1,206) for seventh-most, 480 more to pass Vincent Jackson (1,224 in 2013) for the sixth-most, 504 more to pass Antonio Bryant (1,248 in 2008) for fifth-most, 522 more to pass Keyshawn Johnson (1,266 in 2001) for fourth-most, 543 more to pass Joey Galloway (1,287 in 2005) for third-most, 640 more to pass Vincent Jackson (1,384 in 2012) for second-most and 677 more to pass Mark Carrier (1,422 in 1989) for the most receiving yards in a season in team history.
- Evans has surpassed 1,000 receiving yards in each of his first two seasons and, with 1,000 or more receiving yards this season, will join Vincent Jackson (2012-14) and Joey Galloway (2005-07) as the only players in team history with three consecutive 1,000-yard receiving seasons. Galloway and Jackson are the only players in team history to total 1,000 or more receiving yards in three seasons, consecutive or otherwise.
- With 1,000 or more receiving yards this season, Evans would join A.J. Green (2011-13), John Jefferson (1978-80) and Randy Moss (1998-2000) as the only players in NFL history to post 1,000 or more receiving yards in each of their first three seasons.
- Evans has 3,002 receiving yards in his first three seasons and needs 288 more this season to pass T.Y. Hilton (3,289 from 2012-14) for 10th-most, 318 more to pass Sterling Sharpe (3,319 from 1988-90) for the ninth-most, 390 more to pass Issac Bruce (3,391 from 1994-96) for eighth-most, 401 more to pass Anquan Boldin (3,402 from 2003-05) for seventh-most and 430 more to pass John Jefferson (3,431 from 1978-80) for the sixth-most receiving yards in a players' first three seasons since the 1970 NFL/AFL merger.
- Evans has 23 receiving touchdowns in his first three seasons and needs three more this season to tie Issac Curtis (26 from 1973-75) for 10th-most, four more to tie Dez Bryant (27 from 2010-12) for the ninth-most, five more to tie Sammy White (28 from 1976-78) for seventh-most, six more to tie A.J. Green (29 from 2011-13) for seventh-most and seven more to tie Daryl Turner (30 from 1984-86) and Odell Beckham Jr. (30 from 2014-16) for the fifth-most receiving touchdowns in a players' first three seasons since the 1970 NFL/AFL merger.

WHAT TO WATCH FOR

WR Mike Evans (cont.)

- Evans has 23 career receiving touchdowns and one more to pass Bruce Hill (23 from 1987-1991) for seventh-most and two more to pass Dave Moore (24 from 1992-2001, 2004-06) for sixth-most and three more to tie Mike Williams (25 from 2010-13) for fifth-most receiving touchdowns in franchise history.

RB Doug Martin

- Martin rushed for 1,402 yards in 2015 and, with 1,000 or more rushing yards this season, will join Errict Rhett (1994-95) and James Wilder (1984-85) as the only players in team history to record consecutive 1,000-yard rushing seasons.
- With 1,000 or more rushing yards this season, Martin will have three 1,000-yard rushing seasons, passing Warrick Dunn (2: 1998, 2000), Rhett (2: 1994, 1995) and Wilder (2: 1984, 1985) for the most such seasons in team history.
- Martin has 11 100-yard rushing games as a Buccaneer and needs one more to pass Warrick Dunn (11 from 1997-2001, 2008) for second-most and four more to pass James Wilder (14 from 1981-89) for the most 100-yard rushing games in franchise history.
- Martin has 3,891 yards rushing yards as a Buccaneer and needs 1,079 more to pass Warrick Dunn (4,969 from 1997-2001, 2008) for third-most, 1,198 more to pass Mike Alstott (5,088 from 1996-2006) for second-most and 2,066 more to pass James Wilder (5,957 from 1981-89) for the most rushing yards in team history.
- Martin has 20 rushing touchdowns as a Buccaneer and needs one more to pass Carnell Williams (20 from 2005-10) and tie Reggie Cobb (21 from 1990-93) for fourth-most and four more to tie Errict Rhett (24 from 1994-97) for the third-most rushing touchdowns in franchise history.
- Martin has 4,798 yards from scrimmage as a Buccaneer and needs 172 more to pass Kevin House (4,969 from 1980-86) for sixth-most, 221 more to pass Mark Carrier (5,018 from 1987-92) for fifth-most and 925 more to pass Michael Pittman (5,723 from 2002-07) for the fourth-most scrimmage yards in team history.

DT Gerald McCoy

- McCoy has five career multi-sack games and needs one more to tie David Logan (six from 1979-1986) for the fifth-most in franchise history and the third-most by a defensive tackle in team history.

QB Jameis Winston

- Winston has thrown at least two touchdown passes in each of the past three contests. With two or more passing touchdowns against Chicago, he will have four consecutive games with at least two touchdown passes, the longest streak of his career and the longest for Tampa Bay since 2012 (Josh Freeman, six games, 10/14/12 vs. KC-11/18/12 at CAR).
- Winston threw three touchdown passes against Atlanta. With three or more passing touchdowns against Chicago, he will have consecutive games with at least three touchdown passes, the longest streak of his career and the longest for Tampa Bay since 2012 (Josh Freeman, three games, 10/14/12 vs. KC-10/25/12 at MIN).
- Winston has 17 touchdown passes through the first eight games of the season. He needs one touchdown pass against Chicago to tie Josh Freeman (18 in 2012) and Brad Johnson (18 in 2003) for the most touchdown passes through nine games in team history.

QB Jameis Winston (cont.)

- Winston has 2,037 passing yards through the first eight games of the season. He needs 115 more to pass Brad Johnson (2,151 in 2001) for fifth-most, 123 more to pass his own mark in 2015 (2,159) for fourth-most, 138 more to pass Josh Freeman (2,174 in 2011) for third-most, 221 more to pass Josh Freeman (2,257 in 2012) for second-most and 309 more to pass Brad Johnson (2,345 in 2003) for the most passing yards through nine games in team history.
- Winston has 17 touchdown passes this season. He needs three more to tie Brian Griese (20 in 2004), Vinny Testaverde (20 in 1989) and Doug Williams (20 in 1980) for eight-most, four more to tie Trent Dilfer (21 in 1997 & 1998) for sixth-most, five more to tie Brad Johnson (22 in 2002) and his own mark in 2015 (22) for the fourth-most, eight more to tie Josh Freeman (25 in 2010) for third-most, nine more to tie Brad Johnson (26 in 2003) for the second-most and 10 more to tie Josh Freeman (27 in 2012) for the most passing touchdowns in a single season in franchise history.
- Winston has 6,079 career passing yards, the eighth-most in team history. He needs 16 more to pass Craig Erickson (6,094 from 1992-94) for the seventh-most passing yards in team history.
- Winston threw 22 touchdown passes in 2015. With 20 or more touchdown passes in 2016, he would be only the third player in team history to have consecutive seasons with at least 20 passing touchdowns (also: Trent Dilfer, 1997-98; Brad Johnson, 2002-03).
- Winston has 39 touchdown passes through his first two seasons and needs one more to tie Drew Bledsoe (40 from 1993-94), Cam Newton (40 from 2011-12) and Fran Tarkenton (40 from 1961-62) for ninth-most, three more to tie Otto Graham for eighth-most (42 from 1946-47), seven more to tie Blake Bortles (46 from 2014-15) and Andrew Luck (46 from 2012-13) for seventh-most, eight more to tie Andy Dalton (47 from 2011-12) for fifth-most, 13 more to tie Peyton Manning (52 from 1998-99) and Russell Wilson (52 from 2012-13) for third-most, 14 more to tie Derek Carr (53 from 2015-15) for second-most and 29 more to tie Dan Marino (68 from 1983-84) for the most passing touchdowns by a player in their rookie and second seasons combined.
- Winston threw for 4,042 yards in 2015. With 4,000 or more passing yards in 2016, he will be the first player in franchise history to have consecutive seasons with at least 4,000 passing yards.
- Winston has 5,818 passing yards through his first two seasons. He needs 506 more to pass Joe Flacco (6,584) for 10th-most, 971 more to pass Drew Bledsoe (7,049 from 1993-94) for ninth-most, 989 more to pass Andy Dalton (7,067 from 2011-12) for eighth-most, 1,128 more to pass Ryan Tannehill (7,207 from 2012-13) for seventh-most, 1,178 more to pass Derek Carr (7,257 from 2014-15) for sixth-most, 1,216 more to pass Dan Marino (7,294 from 1983-84) for fifth-most, 1,258 more to pass Blake Bortles (7,336 from 2014-15) for fourth-most, 1,796 more to pass Peyton Manning (7,874 from 1998-99) for third-most, 1,841 more to pass Cam Newton (7,920 from 2011-12) for second-most and 2,117 more to pass Andrew Luck (8,196 from 2012-13) for the most passing yards by a player in their rookie and second seasons combined.

Chicago leads 38-18 (Regular Season)

Season	Result	Site
1977	L, 10-0	Tampa
1978	W, 33-19	Tampa
	L, 14-3	Chicago
1979	W, 17-13	Chicago
	L, 14-0	Tampa
1980	L, 23-0	Chicago
	L, 14-13	Tampa
1981	L, 28-17	Chicago
	W, 20-10	Tampa
1982	W, 26-23	Tampa
1983	L, 17-10	Chicago
	L, 27-0	Tampa
1984	L, 34-14	Chicago
	L, 44-9	Tampa
1985	L, 38-28	Chicago
	L, 27-19	Tampa
1986	L, 23-3	Tampa
	L, 48-14	Chicago
1987	L, 20-3	Chicago
	L, 27-26	Tampa
1988	L, 28-10	Chicago
	L, 27-15	Tampa
1989	W, 42-35	Tampa
	W, 32-31	Chicago
1990	L, 26-6	Tampa
	L, 27-14	Chicago
1991	L, 21-20	Tampa
	L, 27-0	Chicago
1992	L, 31-14	Chicago
	W, 20-17	Tampa
1993	L, 47-17	Chicago
	W, 13-10	Tampa
1994	L, 21-9	Chicago
	L, 20-6	Tampa
1995	L, 25-6	Tampa
	L, 31-10	Chicago
1996	L, 13-10	Chicago
	W, 34-19	Tampa
1997	L, 13-7	Chicago
	W, 31-15	Tampa
1998	W, 27-15	Tampa
	W, 31-17	Chicago
1999	W, 6-3	Tampa
	W, 20-6	Chicago
2000	W, 41-0	Tampa
	L, 13-10	Chicago
2001	L, 27-24	Tampa
	L, 27-3	Chicago
2002	W, 15-0	Champaign
2004	W, 19-7	Tampa
2005	L, 13-10	Tampa
2006	L, 34-31 (OT)	Chicago
2008	W, 27-24	Chicago
2011	L, 24-18	London
2014	L, 21-13	Chicago
2015	L, 26-21	Tampa

Chicago 26, Tampa Bay 21 (December 27, 2016)

TAMPA – Costly errors hampered the Tampa Bay Buccaneers in their final home game of the season, as the Chicago Bears were able to capitalize on turnovers and took the win, 26-21. Tampa Bay put the first points on the board after linebacker Jeremiah George blocked a Chicago punt deep inside the Bears own territory. The ball was recovered by defensive end Howard Jones, setting up the Buccaneers offense at the four-yard line. Running back Doug Martin then took the ball in for the touchdown. At the beginning of the second quarter, defensive tackle Gerald McCoy tipped a pass from quarterback Jay Cutler which was then intercepted by defensive end William Gholston; however, a facemask penalty negated the play and the Bears were able to build upon that momentum to move down the field and eventually score on a one-yard touchdown rush by running back Ka'Deem Carey to tie the game at 7-7. On the following drive, the Bears recovered a fumble near midfield. Chicago then drove to the Tampa Bay 5, but Cutler was sacked by McCoy on third down, forcing a field goal attempt. Kicker Robbie Gould's 26-yarder was good and Chicago took a 10-7 lead. Before the end of the half, the Bears were able to tack on another field goal, this time of 27 yards, for the 13-7 advantage at the break. Opening the third quarter, the Buccaneers offense started with a bang, driving to the 50-yard line, where quarterback Jameis Winston scrambled to evade defenders and threw a deep pass to running back Charles Sims, who was able to race to the end zone for the score to give Tampa Bay 14-13 lead. Later in the quarter, Tampa Bay looked poised to strike again with Winston leading the way downfield with big completions of 17 yards to tight end Austin Seferian-Jenkins and 46 yards to tight end Cameron Brate. But on third-and-12, Winston's pass was intercepted near the goal line, and safety Harold Jones-Quartey returned the ball 23 yards to the Chicago 24. Though the Bears were forced to punt, the Buccaneers fumbled a second time on their first play from scrimmage, returning the ball to Chicago's offense deep in Tampa Bay territory. The Bears were then able to score on a one-yard touchdown pass from Cutler to Carey at the beginning of the fourth quarter. Following another Tampa Bay punt, Gould completed a 50-yard field goal to bring the score to 23-14. The Buccaneers attempted a 52-yard field goal to cap off their next drive, but kicker Connor Barth's attempt went wide left and the Bears were able to capitalize on the field position, turning it into another three points after a 39-yard field goal by Gould. As the clock wound toward the end of the game, Tampa Bay managed to score a touchdown on a 43-yard pass from Winston to Seferian-Jenkins to make the score 26-21, but, an onside kick attempt was recovered by Chicago to end the game.



REGULAR SEASON SERIES HIGHLIGHTS

Walter Payton's three-yard TD run clinched a 10-0 Bears win (12/4/77)... Ricky Bell ran for 95 yards and one TD as Bucs got their first win over Bears, 33-19 (10/22/78)... QB Doug Williams hit WR Isaac Hagins on an eight-yard scoring pass with 5:07 left as Bucs ran their record to 5-0 with 17-13 win at Soldier Field (9/30/79)... Bears blank Bucs 23-0 in Tampa Bay's first Monday Night Football appearance (10/6/80)... Bill Capece hit 33-yard FG in OT as Bucs clinched playoff berth with 26-23 win (1/2/83)... Williams passed for 367 yards and two TDs... Bucs snapped a 12-game skid to Bears with 42-35 victory (10/8/89)... QB Vinny Testaverde threw for 269 yards and three TDs... Bucs opened Raymond James Stadium with 27-15 win over Chicago (9/20/98)... Tampa Bay erased 15-0 deficit, thanks to two TD passes from QB Trent Dilfer and a 43-yard TD run by RB Warrick Dunn... The Bucs set the then franchise record for most wins with their 11th of the season in a 20-6 win in the season finale in Chicago (1/2/00)... The Bucs recorded the largest margin of victory in team history with a 41-0 win at home (9/10/00)... Tampa Bay ran its record to 0-18 in games played in cold weather under 40 degrees by dropping a 13-10 decision in Soldier Field (11/19/00), despite extending its streak of not allowing the Bears offense to score a touchdown to 18 quarters... CB Donnie Abraham became the club's all-time interception leader with his 30th career pick in the second quarter at Chicago (12/16/01)... Tampa Bay sets a club record with its 12th win of the season at Chicago

(12/29/02)... K Martin Gramatica kicked a career-high and team-record five field goals... The temperature at kickoff was 38 degrees, marking the first time Tampa Bay won in 22 tries when the thermometer read below 40 degrees... RB Michael Pittman rushed for 109 yards and one touchdown in a 19-7 win in Tampa (10/24/04)... Bucs defense limited the Bears to 167 yards of total offense while registering four sacks, including two sacks by DE Simeon Rice... Tampa Bay was able to build a 13-3 lead in the third quarter on their way to a 13-10 at Raymond James stadium, as Joey Galloway torched the Chicago Bears' defense for 138 yards on seven receptions (11/27/05)... QB Tim Rattay threw for 268 yards and three touchdowns on 20-of-35 passing, but it was not enough as the Bears defeated the Buccaneers 34-31 in overtime at Soldier Field (12/17/06)... Behind QB Brian Griese's 407 yards and two touchdowns, Tampa Bay was able to rally from behind to overcome the Bears in overtime on a 21-yard field goal from K Matt Bryant (9/21/08)... Despite two fourth-quarter touchdowns, the Bears managed to top the Buccaneers 24-18 in 2011, in a game played at Wembley Stadium in London... Even though Tampa Bay outgained Chicago 367 to 204, four Buccaneers turnovers helped Chicago to a 21-13 victory... WRs Vincent Jackson and Louis Murphy each went over 100 receiving yards on the game... QB Jameis Winston threw for two touchdowns and RB Charles Sims had 117 yards from scrimmage, but the Bears forced three Buccaneers turnovers, helping them to a 26-21 victory.

AGAINST THE OPPOSITION

Below are highlights of how selected Buccaneers have performed during their careers against the Chicago Bears.

TE **Cameron Brate**: Caught a career-long 46-yard pass against Chicago (12/27/15).

WR **Mike Evans**: Recorded a touchdown reception (11/23/14).

DT **Gerald McCoy**: Notched a sack and a forced fumble (11/23/14)... Registered a sack and four tackles (12/27/15).

DT **Clinton McDonald**: Recorded one sack and a fumble recovery (11/23/14).

S **Bradley McDougald**: Started and tallied a game-high 12 tackles against Chicago (12/27/15).

CB **Josh Robinson**: Registered an interception, returned 44 yards, as a member of the Minnesota Vikings (12/9/12).

LB **Daryl Smith**: As a member of the Jacksonville Jaguars, registered five tackles and one sack in a win (12/12/04)... Recorded six tackles and a forced fumble while with the Baltimore Ravens (11/17/13).

QB **Jameis Winston**: Went 15-of-29 for 295 yards, with two touchdowns, for a 96.2 passer rating (12/27/15).

REGULAR SEASON SUPERLATIVES VS. CHICAGO

INDIVIDUAL SINGLE-GAME HIGHS VS. CHICAGO

RUSHING YARDS

Yards	Player	Game
166	J. Wilder	@ 9/8/85
120	J. Eckwood	@ 9/30/79
119	W. Dunn	vs. 12/21/97
114	2 times, last R. Cobb	vs. 11/15/92
112	L. Tate	vs. 10/8/89

RUSHING TOUCHDOWNS

Number	Player	Game
2	L. Tate	vs. 10/8/89
1	27 times, last D. Martin	vs. 12/27/15

PASSING YARDS

Yards	Player	Game
407	B. Griese	@ 9/21/08
399	B. Johnson	vs. 11/18/01
367	D. Williams	vs. 1/2/83
350	D. Williams	vs. 12/20/80
346	S. DeBerg	vs. 10/6/85

PASSING TOUCHDOWNS

Number	Player	Game
3	4 times, last T. Rattay	@ 12/17/06
2	12 times, last J. Winston	vs. 12/27/15
1	23 times, last J. McCown	@ 11/23/14

RECEPTIONS

Number	Player	Game
12	2 times, last W. Dunn/K. Johnson	vs. 11/18/01
10	3 times, last A. Bryant	@ 9/21/08
9	L. Dawsey	@ 9/26/93
8	C. Magee	@ 12/7/86
7	4 times, last J. Galloway	vs. 11/27/05

RECEIVING YARDS

Yards	Player	Game
164	M. Carrier	@ 11/19/89
143	C. Magee	@ 12/7/86
138	4 times, last A. Bryant	@ 9/21/08
119	K. Johnson	@ 12/16/01
117	V. Jackson	@ 11/23/14

RECEIVING TOUCHDOWNS

Number	Player	Game
2	J. Giles	vs. 1/2/83
1	57 times, last A. Seferian-Jenkins/C. Sims	vs. 12/27/15

TEAM SINGLE-GAME HIGHS VS. CHICAGO

FIRST DOWNS

Number	Game
28	@ 9/21/08
27	vs. 10/8/89
26	vs. 11/18/01
25	@ 11/6/88
22	2 times, last vs. 1/2/83

TOTAL NET YARDS

Yards	Game
454	@ 9/21/08
451	vs. 12/20/80
450	@ 9/20/81
424	vs. 1/2/83
415	vs. 10/8/89

NET YARDS RUSHING

Yards	Game
220	vs. 9/20/98
214	@ 9/30/79
209	vs. 11/1/81
183	vs. 12/21/97
168	vs. 11/20/88

NET YARDS PASSING

Yards	Game
407	@ 9/21/08
395	vs. 11/18/01
346	vs. 10/6/85
344	vs. 12/20/80
325	vs. 1/2/83

RUSHING TOUCHDOWNS

Number	Game
3	2 times, last vs. 10/8/89
2	4 times, last vs. 11/18/01
1	15 times, last vs. 12/27/15

PASSING TOUCHDOWNS

Number	Game
3	4 times, last @ 12/17/06
2	14 times, last vs. 12/27/15
1	19 times, last @ 11/23/14

CONNECTIONS

FORMER BUCCANEERS

- Bears Offensive Assistant **Ben McDaniels** spent two seasons in the same role with the Buccaneers (2012-13).
- Bears C **Ted Larsen** played for the Buccaneers from 2010-13.
- Bears TE **Zach Miller** spent the 2013 offseason with Tampa Bay.
- Bears LS **Patrick Scales** spent part of the 2014 offseason with Tampa Bay.

FORMER BEARS

- Buccaneers Secondary Coach **Jon Hoke** spent six seasons as the defensive backs coach for the Bears (2009-14).
- Buccaneers Running Backs Coach **Tim Spencer** spent nine seasons in the same capacity for the Bears (2004-2012).
- Buccaneers Quarterbacks Coach **Mike Bajakian** served as an offensive quality control coach for the Bears from 2004-06.
- Buccaneers Head Athletic Trainer **Bobby Slater** spent 15 years with the Bears in numerous roles. Slater began as an assistant athletic trainer for three seasons (1999-2001), then became the director of rehabilitation for 10 years (2002-2011) and became the assistant head athletic trainer for two seasons (2012-2013).
- Buccaneers S **Chris Conte** was selected in the third round (93rd overall) of the 2011 NFL Draft by the Bears and played for the team from 2011-2014.
- Buccaneers RB **Jacquizz Rodgers** spent the 2015 season with the Chicago Bears, playing in five games before going on Injured Reserve.

COACHING CONNECTIONS

- Buccaneers Head Coach **Dirk Koetter**, Defensive Coordinator **Mike Smith** and Bears Linebackers Coach **Glenn Pires** were on the Atlanta Falcons' coaching staff together from 2012-14. Bears Head Strength and Conditioning Coach **Jason George** was on the Jacksonville Jaguars coaching staff with Koetter from 2009-11.
- Buccaneers Special Teams Coordinator **Nate Kaczor** and Defensive Backs Coach **Brett Maxie** coached with Bears Offensive Coordinator **Dowell Loggains** and Quarterbacks Coach **Dave Ragone** with the Titans from 2012-13.
- Buccaneers Secondary Coach **Jon Hoke** and Bears Defensive Coordinator **Vic Fangio** coached together from 2002-05 with the Texans.

STAFF CONNECTIONS

- Buccaneers DE **Robert Ayers Jr.** played for Bears Head Coach **John Fox** and Defensive Line Coach **Jay Rogers** for three seasons with the Broncos (2009-13).
- Buccaneers Head Coach **Dirk Koetter** served as the Offensive Coordinator for the Jacksonville Jaguars when they selected Bears TE **Zach Miller** in the sixth round (180th overall) of the 2009 NFL Draft.

ILLINOIS TIES

- Buccaneers Running Backs Coach **Tim Spencer** played one season (1985) for the Chicago Blitz of the USFL.
- Buccaneers DT **Akeem Spence** played collegiately at Illinois.
- Buccaneers TE **Cameron Brate** is a native of Naperville.

FLORIDA TIES

- Bears WR **Joshua Bellamy** is a native of St. Petersburg.
- Bears DL **Jonathan Bullard** played collegiately at Florida.
- Bears RB **Deon Bush** is a native of Miami and played collegiately at Miami.
- Bears CB **Jacoby Glenn** played collegiately at Central Florida.
- Bears DL **Eddie Goldman** played collegiately at Florida State.
- Bears TE **Rob Housler** played collegiately at Florida Atlantic.
- Bears LB **Christian Jones** is a native of Winter Park and played collegiately at Florida State University.
- Bears C **Ted Larsen** is a native of Palm Harbor.
- Bears DB **Cre'Von LeBlanc** is a native of Palm Beach and played collegiately at Florida Atlantic.
- Bears LB **Pernell McPhee** is a native of Pahokee.
- Bears P **Pat O'Donnell** is a native of Wellington and played collegiately at Miami.
- Bears OL **Josh Sitton** is a native of Pensacola and played collegiately at UCF.
- Bears WR **Deonte Thompson** is a native of Belle Glade and played collegiately at Florida.
- Bears DE **Willie Young** is a native of Palm Beach Gardens.

FORMER NFL TEAMMATES

- Buccaneers CB **Alterraun Verner** and Bears WR/KR **Marc Mariani** were teammates on the Tennessee Titans from 2010-11.
- Buccaneers DE **Robert Ayers Jr.**, Bears LB **Danny Trevathan** and DL **Mitch Unrein** were teammates with the Broncos from 2012-13.
- Buccaneers T **Gosder Cherilus** and Bears LB **Jerrell Freeman** were teammates with the Colts from 2013-14.
- Buccaneers QB **Ryan Griffin** was teammates with Bears DL **Akiem Hicks** with the Saints from 2013-14.
- Buccaneers LB **Daryl Smith** and Bears LB **Pernell McPhee** played together with the Ravens from 2013-14.
- Buccaneers P **Bryan Anger** (2012-15), and LB **Daryl Smith** (2004-12) were teammates with Bears S **Chris Prosinski** (2011-14) with the Jaguars.

FORMER COLLEGE TEAMMATES

- Buccaneers RB **Doug Martin** and Bears T **Charles Leno** played together at Boise State (2010-11).
- Buccaneers T **Donovan Smith** and Bears DB **Adrian Amos** were teammates at Penn State from 2012-14.
- Buccaneers QB **Jameis Winston**, K **Roberto Aguayo**, Bears DL **Eddie Goldman** (2013-14) and LB **Christian Jones** (2013) were teammates at Florida State.
- Buccaneers DE **William Gholston** and Bears RB **Jeremy Langford** were teammates at Michigan State from 2011-12.
- Buccaneers QB **Mike Glennon** was teammates with Bears LB **Willie Young** and OL **Ted Larsen** at North Carolina State in 2009.
- Buccaneers CB **Vernon Hargreaves III** and Bears DL **Jonathan Bullard** were teammates at Florida from 2013-14.



Dirk Koetter was named the 11th head coach in franchise history on January 15, 2016. He is in his second season with the team, after serving as offensive coordinator in 2015.

In his first season with Tampa Bay (2015), Koetter helped pilot one of the most successful offenses in the NFL and one of the best in team history. The team set the franchise record for total yards (6,014 – 357.0 per game), while posting the second-most rushing yards

(2,162 – 135.1 per game) and second-most passing yards (3,852 – 240.8 per game), along with the fifth-most total points (342 – 21.4 per game). Tampa Bay ranked fifth in the NFL in yards per game (375.9), fifth in rushing yards per game (135.1) and second in the league in rush average (4.75). It marked the first time in franchise history that the Buccaneers have finished in the Top five in total offense.

Much of Tampa Bay's offensive success in 2015 came at the hands of rookie quarterback Jameis Winston, who accounted for 28 total touchdowns (22 passing, six rushing). Koetter also helped guide Winston to 4,042 passing yards, which were the second-most in a single season in team history and the third-most by a rookie in NFL history. Winston's 22 passing touchdowns were tied for the fourth-most in a single season in team history and the fourth-most by a rookie in NFL history. His six rushing touchdowns and 28 combined touchdowns were the most in a single season by a Buccaneers quarterback, while his 28 total touchdowns were tied for the third-most by a rookie in NFL history.

Prior to Koetter's arrival, the Buccaneers ranked 29th in rushing and tied for 29th in sacks allowed in 2014. This past season, under Koetter's guidance, the unit completed an impressive turnaround. Despite starting two rookies on the offensive line, Tampa Bay still managed to block for the NFL's second-leading rusher (Doug Martin – 1,402 yards) and tied for the fourth-fewest sacks in the league. While Martin was a large part of the team's success running the ball, he was aided by running back Charles Sims, who totaled 1,090 scrimmage yards (107 rushes for 529 yards, 51 catches for 561 yards). Sims averaged 6.9 yards per touch, the most by any player in the NFL with at least 150 touches since 2011 (Darren Sproles in 2011, 7.6 avg.). Martin and Sims' combined 2,566 yards from scrimmage were the most by a running back duo in the NFL in 2015 and set a franchise record for backfield teammates.

Koetter also played a key role in revamping the Buccaneers' passing game. Part of the team's success passing the ball came from targeting top wide receiver Mike Evans, who caught 74 passes for 1,206 yards. His 1,206 yards are the seventh-most in a single season in team history and stood as the 11th-most in the league last season. Sims' 561 receiving yards were the fourth-most by a running back in the NFL in 2015, while his four receiving touchdowns set a franchise record and tied for the second-most in the league by a running back.

Koetter joined the Buccaneers after three seasons working as the offensive coordinator for the Atlanta Falcons (2012-14). During his three seasons with Atlanta, the team cumulatively ranked second in the NFL in completion percentage (67.4), third in third-down conversion percentage (44.1), fourth in passing yards (277.2 per game), ninth in passing touchdowns (86), ninth in passer rating (93.9), 10th in points (24.0 per game) and 10th in total yardage (363.5 per game), while posting the second-fewest penalties (243) and penalty yards (2,043), seventh-fewest turnovers (69) and the ninth-lowest interception percentage (2.4) in the league. Koetter was part of the Falcons staff that went 13-3 in 2012 and played in the NFC Championship Game.

Under Koetter, Falcons quarterback Matt Ryan posted the three of the four highest passing yardage seasons in franchise history, as well as three of the five highest completion percentage seasons. In 2012, Ryan set franchise records and personal bests in passing yards (4,719), completion percentage (68.6) and passing touchdowns (32), while recording the second-highest passer rating mark in Falcons history (99.1). Atlanta wide receivers also flourished under Koetter, with Julio Jones setting a franchise record and ranking third in the NFL in receiving yards in 2014 with 1,593 yards. In those three seasons, the Falcons had a different player lead the team in receiving yards each season (Roddy White, 2012; Harry Douglas, 2013; Jones, 2014).

While Koetter was in charge of the Falcons' offense, he coached three players to Pro Bowl appearances (Julio Jones, 2012, 2014; Tony Gonzalez, 2012-13; Matt Ryan, 2012), with Gonzalez earning first-team All-Pro honors in 2012. In his first season with Koetter in 2012, Gonzalez set a franchise record for receiving yards by a tight end, recording 93 catches for 930 yards – the most he had recorded in either category since 2008. That same season, Jones and White combined for 2,549 receiving yards, the most by a duo in the NFL.

Prior to joining the Falcons, Koetter spent five seasons as the offensive coordinator of the Jacksonville Jaguars (2007-11). In his five years with the Jaguars, the team cumulatively ranked third in the NFL in rushing yards (132.0 per game) and sixth in rushing average (4.41). Koetter's Jacksonville offenses also showed a penchant for taking care of the football, tallying the seventh-fewest turnovers in the league during that time.



DIRK KOETTER

Koetter had immediate success in Jacksonville, with his 2007 team setting franchise records in points (25.7 per game, sixth in the NFL) and total offense (357 yards per game, seventh in the NFL). In his first season as the starter, quarterback David Garrard ranked third in the NFL and set a franchise record in passer rating (102.2), throwing a league-low three interceptions, while leading the team to a Wild Card playoff berth and a win over the Pittsburgh Steelers. In 2008, Garrard threw for a career-best 3,620 yards and in 2010 he tossed 23 touchdowns, a career high and a franchise record.

While with the Jaguars, Koetter coached four different players to six Pro Bowl selections, including running back Maurice Jones-Drew, who earned three trips to the Pro Bowl and led the NFL in rushing in 2010 en route to earning an All-Pro selection. Koetter also helped tight end Mercedes Lewis earn a Pro Bowl berth following the 2010 season, when Lewis caught 10 touchdown passes, then tied for the most in a season in Jaguars history.

Before joining the Jaguars, Koetter spent 22 years at the collegiate level, the final six as the head coach at Arizona State (2001-06). In his six seasons with the Sun Devils, Koetter led the team to four bowl games, posting a 40-34 record. Working as both the head coach and offensive coordinator, he helped Arizona State average nearly 30 points per game over six seasons, while ranking in the top 20 in the nation in passing offense in five of his six years. In addition, five of the six Sun Devil teams during Koetter's tenure produced a 1,000-yard receiver and quarterbacks that threw for 20 or more touchdowns in five of six seasons.

Koetter's first head coaching opportunity came at Boise State, where he spent three seasons (1998-2000), finishing with a 26-10 record and two consecutive bowl wins. He was a two-time Big West Coach of the Year and two-time conference champion.

A native of Pocatello, Idaho, Koetter played collegiately at Idaho State (1978-81), helping his team to a Division I-AA national championship as a senior. He graduated with a bachelor's degree in physical education and earned a master's in athletic administration a year later. After getting his master's, he became the head coach at Highland (Idaho) High School, where he worked from 1983-84, going 19-4 and winning the 1984 state championship.

In 1985, Koetter worked as the offensive coordinator at San Francisco State and from 1986-88 was the offensive coordinator and quarterbacks coach at the University of Texas El-Paso. He then served as offensive coordinator/quarterbacks coach at Missouri from 1989-93 and offensive coordinator at Boston College (1994-95) and Oregon (1996-97).

Koetter, 57, and his wife, Kim, have two daughters, Kaylee and Kendra, and two sons, Derek and Davis.

DIRK KOETTER COACHING CAPSULE

Coaching Years in NFL: 10th year (1st as Head Coach)

Buccaneers Head Coach: 1st year

Regular Season Record: 3-5 (.375)

Postseason Record: 0-0 (N/A)

ASSISTANT COACHES

OFFENSE



Offensive Coordinator/Wide Receivers Coach **Todd Monken**

- **Experience:** 5th Year NFL, 1st Year Buccaneers
- **Notes:** At San Francisco (10/23), Tampa Bay totaled 513 yards, tied for the fourth-most in team history.
- **Gameday Location:** Field



Quarterbacks Coach **Mike Bajakian**

- **Experience:** 5th Year NFL, 2nd Year Buccaneers
- **Notes:** QB Jameis Winston threw three touchdowns and posted a passer rating of 110.3 against Atlanta (11/3), his seventh career game with a passer rating over 100.
- **Gameday Location:** Field



Assistant Offensive Line **Butch Barry**

- **Experience:** 2nd Year NFL, 2nd Year Buccaneers
- **Notes:** At San Francisco, helped coach an offensive line that paved the way for 307 total yards in the first half, a season high.
- **Gameday Location:** Coaching Booth



Tight Ends Coach **Jon Embree**

- **Experience:** 8th Year NFL, 3rd Year Buccaneers
- **Notes:** TE Cameron Brate caught his fourth touchdown of the season against Atlanta (11/3), establishing a new career high.
- **Gameday Location:** Field



Running Backs Coach **Tim Spencer**

- **Experience:** 12th Year NFL, 3rd Year Buccaneers
- **Notes:** At San Francisco (10/23), RB Jacquizz Rodgers posted his second consecutive 100-yard rushing game, becoming the first Bucs rusher to do so this season.
- **Gameday Location:** Field



Offensive Quality Control **Ben Steele**


- **Experience:** 4th Year NFL, 3rd Year Buccaneers
- **Notes:** Helps coach an offense that is had 240 yards rushing and 240 yards passing game at San Francisco (10/23), the first time that the team has done so in the same contest.
- **Gameday Location:** Coaching Booth

OFFENSE (CONT.)



Run Game Coordinator/Offensive Line Coach **George Warhop**

- **Experience:** 21st Year NFL, 3rd Year Buccaneers
- **Notes:** Coached a unit that helped blocked for 249 rushing yards at San Francisco (10/23), the fourth-highest single-game total in franchise history..
- **Gameday Location:** Field



Asst. Wide Receivers Coach/Game Management **Andrew Weidinger**


- **Experience:** 10th Year NFL, 2nd Year Buccaneers
- **Notes:** WR Mike Evans leads the NFL in touchdown receptions (eight).
- **Gameday Location:** Coaching Booth

DEFENSE



Defensive Coordinator **Mike Smith**

- **Experience:** 17th Year NFL, 1st Year Buccaneers
- **Notes:** Since Week 5, Tampa Bay is tied for the third-most takeaways in the NFL, with nine, including six fumble recoveries, tied for the league lead.
- **Gameday Location:** Coaching Booth



Defensive Quality Control **Dave Borgonzi**

- **Experience:** 6th Year NFL, 3rd Year Buccaneers
- **Notes:** Assists a Buccaneers' defense that is holding opponents to a 36.5 percent third down conversion rate, the seventh-lowest in the NFL
- **Gameday Location:** Coaching Booth



Linebackers Coach **Mark Duffner**

- **Experience:** 20th Year NFL, 1st Year Buccaneers
- **Notes:** LB Kwon Alexander notched 14 tackles against Oakland (10/30).
- **Gameday Location:** Field



Defensive Line Coach **Jay Hayes**

- **Experience:** 18th Year NFL, 1st Year Buccaneers
- **Notes:** DT Gerald McCoy notched his team-leading fourth sack of the season and forced a fumble that Tampa Bay recovered and led to a Buccaneers touchdown vs. Atlanta (11/3).
- **Gameday Location:** Field

ASSISTANT COACHES (CONT.)

ACTIVE ROSTER BREAKDOWN

DEFENSE (CONT.)



Secondary Coach **Jon Hoke**

- **Experience:** 14th Year NFL, 1st Year Buccaneers
- **Notes:** S Bradley McDougald recorded his first interception of the season at San Francisco (10/23)
- **Gameday Location:** Field



Defensive Backs Coach **Brett Maxie**

- **Experience:** 16th Year NFL, 1st Year Buccaneers
- **Notes:** CB Brent Grimes has 12 passes defended this season, tied for the most in the NFL.
- **Gameday Location:** Coaching Booth



Assistant Defensive Line Coach **Paul Spicer**

- **Experience:** 4th Year NFL, 2nd Year Buccaneers
- **Notes:** DE William Gholston had a career-high three quarterback hits against Atlanta (11/3).
- **Gameday Location:** Coaches Booth

SPECIAL TEAMS



Special Teams Coordinator **Nate Kaczor**

- **Experience:** 9th Year NFL, 1st Year Buccaneers
- **Notes:** P Bryan Anger ranks fourth in the league in net punting average (43.0) and has the fourth-most punts inside the 20 (19).
- **Gameday Location:** Field



Assistant Special Teams Coach **Carlos Polk**

- **Experience:** 7th Year NFL, 3rd Year Buccaneers
- **Notes:** Against Oakland (10/30), KR Ryan Smith recorded a career-long 24-yard kickoff return.
- **Gameday Location:** Field

Oldest Buccaneer: LB Daryl Smith, 34, born 3/14/1982
Youngest Buccaneer: CB Vernon Hargreaves III, 21, born 1/6/1994
Tallest Buccaneer: T Demar Dotson, 6-9
Shortest Buccaneers: RB Jacquizz Rodgers, 5-6
Heaviest Buccaneer: T Donovan Smith, 338
Lightest Buccaneer: CB Brent Grimes, 185
Most Seasons as a Buccaneer: T Demar Dotson, 8, joined in 2009
Most NFL Seasons: 13: LB Daryl Smith

Former First-Round Picks: 7, R. Ayers (18th), G. Cherilus (17th), M. Evans (7th), V. Hargreaves III (11th), D. Martin (31st), G. McCoy (3rd), J. Winston (1st)

Former Pro Bowlers: 6: B. Grimes, L. David, D. Martin, G. McCoy, A. Verner, J. Winston

Buccaneers with SB Exp.: 3: R. Ayers (XLIX w/DEN); C. McDonald (XLIX w/SEA); E. Smith (XLV w/GB),

College With Most Buccaneers: Seven tied, two each
 Auburn, California, Florida State, LSU, Memphis, Tennessee, UCLA

Conference With Most Buccaneers: SEC, 10:
 Auburn (P. Barber, D. Lambert), Florida (V. Hargreaves III), LSU (K. Alexander, R. Shepard), Mississippi (C. Ward), Missouri (R. Hansbrough), Tennessee (R. Ayers Jr., L. Stocker), Texas A&M (M. Evans),

Buccaneers not from Division I: 5
 CB Brent Grimes (Shippensburg); G Ali Marpet (Hobart); WR Freddie Martino (North Greenville); WR Cecil Shorts III (Mount Union); T Leonard Wester (Missouri Western)

State that produced most Buccaneers: Florida, 8
 R. Aguayo (Mascotte); L. David (Miami); A. Glanton (Bartow); V. Hargreaves (Tampa); M. James (Haines City); K. Pamphile (Miami); J. Robinson (Sunrise); A. Spence (Fort Walton Beach)

TEAM CAPTAINS

Offense

Jameis Winston (1st year)
 Vincent Jackson (5th year)

Defense

Lavonte David (3rd year)
 Gerald McCoy (5th year)

Special Teams

Russell Shepard (2nd year)

JOHN FOX



Named the fifteenth head coach in Chicago Bears history on January 16, 2015, John Fox is in his second season with the Chicago Bears.

Fox has 14 years of NFL head coaching experience at Carolina (2002-10), Denver (2011-14) and Chicago (2015). As an NFL head coach, Fox has a 125-99 (.558) regular season record, six division titles, six double-digit win seasons and seven playoff appearances. In the

postseason, Fox has amassed an 8-7 (.533) record as a head coach with three conference championship game appearances leading to two trips to the Super Bowl (XXXVIII with Carolina in 2003 and XLVIII with Denver in 2013). He is one of six coaches in NFL history to lead two different teams to Super Bowl appearances along with Don Shula, Bill Parcells, Dan Reeves, Dick Vermeil and Mike Holmgren. Fox ranks fourth among active NFL head coaches with 133 overall wins and his six seasons with at least 11 wins are third most among active head coaches.

In Fox's first year in Chicago, the Bears worked towards implementing a new culture during the 2015 season. Chicago finished the regular season with a 6-10 record while installing new systems and players on all three phases of the team.

In the previous four seasons, Fox guided the Broncos to four division titles, joining Chuck Knox (L.A. Rams) as the only coaches in NFL history to lead their respective team to four division titles in their first four years with the franchise. Denver's regular season record of 46-18 from 2011-14 was third best in the NFL and they were one of only three teams to win four division titles in that span (Green Bay & New England).

Prior to his time with the Broncos, Fox spent nine years as head coach of the Carolina Panthers. He led the franchise to a 73-71 (.507) regular-season record, including three playoff appearances and two NFL South titles. The Panthers went 5-3 in the postseason under Fox, including winning four road playoff games, while appearing in two NFC Championship Games and earning the franchise's first Super Bowl appearance.

Fox came to Carolina from the New York Giants, where he spent five seasons (1997-2001) as the team's defensive coordinator. The Giants made the playoffs twice in Fox's five seasons as defensive coordinator, including a trip to Super Bowl XXXV following the 2000 season.

Before going to New York, Fox spent the 1996 season as a consultant for the St. Louis Rams after two years as the Raiders defensive coordinator. Fox got his start in the NFL as a secondary coach with the Pittsburgh Steelers (1989-91) and the San Diego Chargers (1992-93).

Fox got his coaching start at his alma mater, San Diego State, in 1978 as a graduate assistant. He worked as a defensive backs/secondary coach at U.S. International (1979), and collegiate coaching stints at Boise State (1980), Long Beach State (1981), Utah (1982), Kansas (1983) and Iowa State (1984) before working on the coaching staff of the USFL's Los Angeles Express in 1985. He rejoined the collegiate coaching ranks in 1986 as a defensive coordinator/secondary coach at Pittsburgh (1986-88).

A native of Virginia Beach, Va., Fox attended Castle Park High School (Chula Vista, Calif.). He played defensive back at Southwestern Junio College in Chula Vista (1974-75), before transferring to San Diego State to finish his collegiate career. He graduated with a degree in physical education and a secondary education teaching credential.

The son of Ron Fox, John and his wife, Robin, have three sons: Matthew, Mark and Cody, and a daughter, Halle.

JOHN FOX COACHING CAPSULE

Coaching Years in NFL: 28th year (15th as Head Coach)

Bears Head Coach: 2nd year

Regular Season Record: 127-105 (.547); w/Bears: 8-16 (.333)

Postseason Record: 8-7 (.533)

CHICAGO ASSISTANT COACHES

Offensive Coordinator	Dowell Loggains
Quarterbacks	Dave Ragone
Running Backs	Stan Drayton
Offensive Line.....	Dave Magazu
Tight Ends	Frank Smith
Wide Receivers	Curtis Johnson
Asst. Offensive Line.....	Ben Wilkerson
Offensive Assistant.....	Ben McDaniels
Defensive Coordinator	Vic Fangio
Defensive Quality Control	Sean Desai
Defensive Backs.....	Ed Donatell
Asst. Defensive Backs.....	Sam Garnes
Outside Linebackers	Clint Hurtt
Linebackers.....	Glenn Pires
Defensive Line.....	Jay Rodgers
Special Teams Coordinator	Jeff Rodgers
Asst. Special Teams	Richard Hightower
Head Strength & Conditioning	Jason George
Asst. Strength & Conditioning.....	Rick Perry
Asst. Strength & Conditioning.....	Pierre Ngo

KOETTER/FOX MATCH-UP

- Head Coach **Dirk Koetter** is facing the Chicago Bears and Head Coach **John Fox** for the first time.

- Fox is 13-7 all-time against the Tampa Bay Buccaneers (10-7 with Carolina, 1-0 with Denver, 2-0 with Chicago).

JASON LIGHT

Jason Licht was named the fifth general manager of the Tampa Bay Buccaneers on January 21, 2014. Now in his 20th NFL season, including one as a coach, Licht has had a proven track record of success. Since joining the Miami Dolphins front office in 1995, teams that Licht has been a part of have won over 53 percent of their games, including eight seasons with double-digit victories, while making nine playoff appearances and winning eight division titles, four conference championships and one Super Bowl title. Below is a breakdown of Licht's Year-by-Year record as a personnel member/coach.

JASON LIGHT - YEAR-BY-YEAR RECORD AS PERSONNEL MEMBER/COACH

Year	Team	W	Pct.	Playoffs	Pct.	Result
1995	Miami	9-7	.563	0-1	0.00	3rd in AFC East, Reached Wild Card Playoffs
1996*	Miami	8-8	.500	0-0	-	4th in AFC East
1998	Carolina	4-12	.250	0-0	-	4th in NFC West
1999	New England	8-8	.500	0-0	-	5th in AFC East
2000	New England	5-11	.313	0-0	-	5th in AFC East
2001	New England	11-5	.688	3-0	1.000	1st in AFC East, Won SB XXXVI
2002	New England	9-7	.563	0-0	-	2nd in AFC East
2003	Philadelphia	12-4	.750	1-1	.500	1st in NFC East, Reached Conference Championship
2004	Philadelphia	13-3	.813	2-1	.666	1st in NFC East, Reached Super Bowl XXIX
2005	Philadelphia	6-10	.375	0-0	-	4th in NFC East
2006	Philadelphia	10-6	.625	1-1	.500	1st in NFC East, Reached Divisional Playoffs
2007	Philadelphia	8-8	.500	0-0	-	4th NFC East
2008	Arizona	9-7	.563	3-1	.750	1st in NFC West, Reached Super Bowl XLIII
2009	New England	10-6	.625	0-1	.000	2nd in AFC East, Reached Wild Card Playoffs
2010	New England	14-2	.875	0-1	.000	1st in AFC East, Reached Divisional Playoffs
2011	New England	13-3	.813	2-1	.666	1st in AFC East, Reached Super Bowl XLVI
2012	Arizona	5-11	.313	0-0	-	4th in NFC West
2013	Arizona	10-6	.625	0-0	-	3rd in NFC West
2014	Tampa Bay	2-14	.125	0-0	-	4th NFC South
2015	Tampa Bay	6-10	.400	0-0	-	4th NFC South
2015	Tampa Bay	3-5	.375	0-0	-	
TOTALS		175-153	.534	12-8	.600	9 playoff appearances, 7 Division Championships 4 Conference Championships, 1 Super Bowl Championship


*Licht worked as an offensive assistant/quality control coach for Miami this season.

NOTABLE PLAYERS DRAFTED WITH LIGHT


Below is a list of players who have earned postseason honors after being drafted by a team that Licht worked for:

Name, Pos.	Drafted	Team	Notes
Damien Woody, OL	1999 (1st Rd., 17th overall)	New England Patriots	2002 Pro Bowl, 2x SB Champion (XXXVI, XXXVIII)
Kevin Faulk, RB	1999 (2nd Rd., 46th overall)	New England Patriots	Patriots All-2000s Team, 50th Anniversary Team
Tom Brady, QB	2000 (6th Rd., 199th overall)	New England Patriots	2x NFL MVP, 3x Super Bowl MVP
Richard Seymour, DE	2001 (1st Rd., sixth overall)	New England Patriots	NFL 2000s All-Decade Team, 7x Pro Bowl, 5x All-Pro
Matt Light, T	2001 (2nd Rd., 48th overall)	New England Patriots	3x Pro Bowl, All-Pro (2001)
Deion Branch, WR	2002 (2nd Rd., 65th overall)	New England Patriots	Super Bowl XXXIX MVP
Shawn Andrews, G	2004 (1st Rd., 16th overall)	Philadelphia Eagles	Eagles 75th Anniversary Team, 3x Pro Bowl, 2x All-Pro
Trent Cole, DE	2005 (5th Rd., 146th overall)	Philadelphia Eagles	2x Pro Bowl, All-Pro (2009), 2x Top 100 Player Choice
Stewart Bradley, LB	2007 (3rd Rd., 87th overall)	Philadelphia Eagles	SI All-Pro, (2008)
DeSean Jackson, WR	2008 (2nd Rd., 49th overall)	Philadelphia Eagles	3x Pro Bowl, PFWA All-NFC & 2nd-Team All-Pro (2009)
Julian Edelman, WR	2009 (7th Rd., 232nd overall)	New England Patriots	SB Champion (XLIX), #91 on Top 100 Players (2015)
Devin McCourty, DB	2010 (1st Rd., 27th overall)	New England Patriots	SB Champion (XLIX), 2x All-Pro, Pro Bowl (2010)
Rob Gronkowski, TE	2010 (2nd Rd., 42nd overall)	New England Patriots	SB Champion (XLIX), 4x Pro Bowl, 4x All-Pro
Nate Solder, T	2011 (1st Rd., 17th overall)	New England Patriots	SB Champion (XLIX), 2011 All-Rookie Selection
Chandler Jones, DE	2012 (1st Rd., 21st overall)	New England Patriots	SB Champion (XLIX), Pro Bowl (2015)
Tyrann Mathieu, DB	2013 (3rd Rd., 69th overall)	Arizona Cardinals	All-Pro & Pro Bowl (2015), PFWA All-Rookie Selection
Mike Evans, WR	2014 (1st Rd., seventh overall)	Tampa Bay Buccaneers	PFWA All-Rookie Selection, NFC POW
Jameis Winston, QB	2015 (1st Rd., first overall)	Tampa Bay Buccaneers	Pro Bowl (2016), PFWA All-Rookie Selection
Donovan Smith, T	2015 (2nd Rd., 34th overall)	Tampa Bay Buccaneers	PFWA All-Rookie Selection
Ali Marpet, G	2015 (2nd Rd., 61st overall)	Tampa Bay Buccaneers	PFWA All-Rookie Selection
Kwon Alexander, LB	2015 (4th Rd., 124th overall)	Tampa Bay Buccaneers	PFWA All-Rookie Selection


2016 NOTABLE FREE AGENTS




DE **Robert Ayers Jr.** comes to Tampa Bay after spending the previous two seasons with the New York Giants (2014-15). In 2015, Ayers set career highs in sacks (9.5), tackles for loss (11) and forced fumbles (2). His team-leading 9.5 sacks in 2015 are the most by any player that entered free agency this offseason and his 22 quarterback hits were the 12th-most in the league last season. Ayers recorded at least one sack in each of the final five games, with his 7.5 sacks in Weeks 13-17 standing as the second-most in the league during that time. He has been one of Pro Football Focus' top six 4-3 defensive ends each of the past two seasons. Originally a first-round selection by the Denver Broncos in 2009, he spent his first five seasons with Denver (2009-13). In his seven-year career, Ayers has played in 96 regular season games, with 39 starts, totaling 204 tackles, 41 tackles for loss, 26.5 sacks, 11 passes defended, six forced fumbles and three fumble recoveries. He has also played in six career postseason contests, with one start, notching nine tackles, three tackles for loss and 3.0 sacks.



CB **Brent Grimes** joins the Buccaneers after three seasons with the Miami Dolphins (2013-15). Prior to his time with Miami, Grimes spent six seasons with Atlanta (2007-12) where current Buccaneers defensive coordinator Mike Smith served as the Falcon's head coach from 2008-12. In his nine-year career, Grimes has 90-of-106 regular season games he has played in, totaling 401 tackles, 99 passes defended, 26 interceptions (357 return yards, two touchdowns), two forced fumbles and one fumble recovery. A four-time Pro Bowl selection (2010, 2013-15) and a 2014 Second-Team Associated Press All-Pro, Grimes' 26 interceptions are tied for the seventh-most among active players. Since joining Miami in 2013, Grimes has totaled 13 interceptions, tied for the fourth-most in the league during that time. A two-time Defensive Player of the Week (NFC Week 15, 2010; AFC Week 9, 2014), Grimes was named the NFL Alumni Defensive Back of the Year following the 2011 season.



LB **Daryl Smith** comes to Tampa Bay after three seasons with the Baltimore Ravens (2013-15). He originally entered the league as a second-round selection (39th overall) of the Jacksonville Jaguars in the 2004 NFL Draft, spending his first nine seasons with Jacksonville (2004-12). In his 12-year career, Smith has started 172-of-174 regular season games played, totaling 1,046 tackles, 68 passes defended, 30.5 sacks, 13 forced fumbles, 11 interceptions (87 return yards, one touchdown) and six fumble recoveries (82 return yards, one touchdown). He has also started all five postseason contests he has appeared in, notching 43 tackles, two forced fumbles, one pass defended, one sack and one interception. Since joining Baltimore in 2013, Smith ranks fifth in the NFL in total tackles (371) and his 29 passes defended are tied for the most by a linebacker during that span. Smith and Buccaneers linebacker Lavonte David are the only two players to total at least 5.0 sacks, five interceptions, four forced fumbles and 25 passes defended over the past three seasons. Smith ranks fourth among active players in total tackles and is one of only four active players to record at least 30 sacks and 10 interceptions (Karlos Dansby, Julius Peppers, Lawrence Timmons). His 68 passes defended are the fourth-most by a linebacker since entering the league in 2004 and are the second-most by an active linebacker.



G **J.R. Sweezy** joins the Buccaneers after spending his first four seasons with Seattle (2012-15). A seventh-round pick (225th overall) in the 2012 NFL Draft, Sweezy has started 49-of-59 regular season games for the Seahawks, including each of the past 46 regular season games he has played. Sweezy has also started all 10 postseason contests he appeared in with Seattle, helping the team win consecutive NFC Championships (2013-14) and earn a victory in Super Bowl XLVIII. Since taking over as the starter for Seattle in 2013, Sweezy has been part of an offensive line that helped block for Seattle's league leading 150.7 rushing yards per game and 4.71 yards per rush. Seahawks running back Marshawn Lynch earned Pro Bowl berths in both 2013 & 2014.

2016 TAMPA BAY BUCCANEERS DRAFT CLASS

2016 DRAFT PICKS



CB **Vernon Hargreaves III** was chosen 11th overall out of the University of Florida, where he started 35-of-37 career games, totaling 121 tackles, three tackles for loss, 28 passes defended, nine interceptions (returned 191 yards), two fumble recoveries and one forced fumble. He was named a unanimous All-American after his junior season, while earning first-team All-SEC all three seasons he played, including unanimous selections following both his junior and sophomore campaigns. The Tampa native was one of three finalists for the Jim Thorpe Award in 2015, given annually to the best defensive back in college football, and was a semifinalist for the Chuck Bednarik Award in both 2014 and 2015, presented annually to the best defensive player in the country.



DE **Noah Spence** was chosen 39th overall out of Eastern Kentucky, where he spent his redshirt junior season (2015), totaling 63 tackles, 22.5 tackles for loss, 11.5 sacks, three forced fumbles and two fumble recoveries. In his one season at Eastern Kentucky, the Harrisburg, Pennsylvania native was named an FCS All-American by the Associated Press, STATA, Walter Camp Foundation and College Sporting News, while being chosen as the FCS National Defensive Performer of the Year by the College Football Performance Awards. Prior to his time at Eastern Kentucky, Spence played two seasons at Ohio State (2012-13), earning first-team All-Big Ten honors from the league's media and second-team honors from the league's coaches as a sophomore, when he posted 14.5 tackles for loss and 8.0 sacks.



K **Roberto Aguayo** was selected 59th overall out of Florida State, where he finished his career as the most accurate kicker in NCAA history, connecting on 267-of-276 kicks attempted (.9673 conversion rate), surpassing the previous record of .9667, set by former Nebraska kicker Alex Henery. Aguayo earned first-team All-American honors all three seasons he played, joining Deion Sanders as the only two players in school history to do so. The Mascotte, Florida native won the Lou Groza Award as a redshirt freshman in 2013, was a finalist in 2014 and a semifinalist in 2015.



DB **Ryan Smith** was chosen in the fourth round (108th overall) out of North Carolina Central, where he started 42-of-45 career games, totaling 263 tackles, seven tackles for loss, 31 passes defended, eight fumble recoveries, seven interceptions, one forced fumble and one blocked kick. He also returned 14 kickoffs for 394 yards and one touchdown. A native of Upper Marlboro, Maryland, Smith set North Carolina Central records in both solo tackles (168) and kickoff return average (28.1).



OL **Caleb Benenoch** was selected in the fifth round (148th overall) from UCLA, where he started the final 35 games of his collegiate career, spending time at both tackle and guard. In 2015, the Katy, Texas native was part of an offensive line that surrendered just 14 sacks, the second-lowest total in school history. He earned honorable mention All-Pac-12 status as a sophomore (2014), after helping block for running back Paul Perkins, who led the league in rushing and recorded the second-highest single-season rushing total in school history.



LB **Devante Bond** was chosen 183rd overall out of the University of Oklahoma, where he played two seasons (2015-15), appearing in 21 games, with eight starts, notching 72 tackles, 11 tackles for loss, 3.0 sacks, two passes defended, one forced fumble and one fumble recovery, to go along with two blocked kicks. Prior to his time at Oklahoma, the Sacramento, California native played at Sierra Community College for two seasons, tallying 77 tackles, 27.0 tackles for loss, four passes defended and three fumble recoveries.

2015 NFL DRAFT SELECTIONS (7)

RD.	NO.	PLAYER	POS.	HT.	WT.	COLLEGE
1	11	Vernon Hargreaves III	CB	5-10	204	Florida
2	39	Noah Spence	DE	6-2	251	Eastern Ky.
2	59	Roberto Aguayo	K	6-0	207	Florida State
4	108	Ryan Smith	DB	5-11	189	N.C. Central
5	148	Caleb Benenoch	OL	6-5	305	UCLA
6	183	Devante Bond*	LB	6-1	236	Oklahoma

* Injured Reserve

HONOR ROLL

Below is a look at awards and honors Buccaneers players received for the 2015 & 2016 seasons.

LB KWON ALEXANDER

- **ESPN.com & PFWA All-Rookie Team** - Started 12 games, totaling 93 tackles (six tackles for loss), with nine passes defended, 3.0 sacks, two interceptions, two forced fumbles and one fumble recovery.
- **NFC Defensive Player of the Week (Week 8 at ATL)** - Had a game-high 11 tackles, one interception, a forced fumble and a fumble recovery. His two takeaways helped set up 10 points for Tampa Bay. He is the first Buccaneers player to record an interception, forced fumble and fumble recovery in the same game since former S John Lynch (1996). He is the first rookie linebacker to do so since DeMeco Ryans (2006).
- **Pepsi Rookie Of The Week (Week 8 at ATL)**
- **Pepsi Rookie Of The Week (Week 3 at HOU)** - Totaled 10 tackles, with one for loss, two passes defended and one interception.
- **NFC Defensive Rookie of the Month Nominee (September, November)**

LB LAVONTE DAVID

- **2016 Pro Bowl Selection; PFWA All-NFC Team** - Started 16 games, totaling 147 tackles (10 tackles for loss), with 13 passes defended, 3.0 sacks, three interceptions (19 yards, one touchdown), two forced fumbles and two fumble recoveries.
- **NFC Defensive Player of the Week (Week 11 at PHI)** - Had two interceptions - including a 20-yard touchdowns - and six tackles. His two interceptions are tied for the most by a Buccaneers linebacker in a game.
- **Pro Football Focus Team of the Week (Week 12 vs. ATL)** - Posted a team-leading 11 tackles, with two tackles for loss, and intercepted a pass on the final drive of the game.
- **NFC Defensive Player of the Week Nominee (Week 10 vs. DAL; Week 13 vs. ATL)**

WR MIKE EVANS

- **Pro Football Focus Team of the Week (Week 7 at WAS)** - Caught a career-high eight passes for 164 yards, including a 40-yard touchdown.

G ALI MARPET

- **ESPN.com & PFWA All-Rookie Team**
- **Pro Football Focus Team of the Week (Week 7 at WAS)** - Blocked for Tampa Bay's 117 rushing yards and was given a grade of +6.5, the highest single-game mark given to a guard this season.

RB DOUG MARTIN

- **2016 AP All-Pro Selection; Pro Bowl Selection; PFWA All-NFL; All-NFC Team; PFF All-Pro Team** - Rushed 288 times for 1,402 yards (4.87 avg.) with six touchdowns, while catching 33 passes for 271 yards and one touchdown.
- **FedEx Ground Player of the Week (Week 5 vs. JAC)** - Rushed 24 times for 123 yards (5.1 avg.) with two touchdowns, while catching three passes for 35 yards and one touchdown. Joined RB Bobby Rainey as the only players in franchise history with at least two rushing touchdowns and one receiving touchdown in the same game.

RB DOUG MARTIN (CONT.)

- **Pro Football Focus Team of the Week (Week 5 vs. JAC)**
- **FedEx Ground Player of the Week (Week 11 at PHI)** - Rushed 27 times for 235 yards (8.7 avg.). His 235 rushing yards are the most in the NFL this season. 235 yards stand as the 20th-most in a single game. Notched an 84-yard run, the longest in team history.
- **FedEx Ground Player of the Year Nominee**
- **NFC Offensive Player of the Week Nominee (Week 5 vs. JAC; Week 11 at PHI)**

DT GERALD MCCOY

- **2016 Pro Bowl Selection** - Started 15 games, totaling 34 tackles (eight tackles for loss), 8.5 sacks and one pass defended.

T DONOVAN SMITH

- **ESPN.com, NFL.com & PFWA All-Rookie Team**

DE JAQUIES SMITH

- **NFC Defensive Player of the Week Nominee (Week 2, at NO)**

QB JAMEIS WINSTON

- **NFC Offensive Player of the Week & FedEx Air Player of the Week (Week 1, 2016)** - Completed 23-of-32 passes (71.9 pct.) for 281 yards and four touchdowns, for a passer rating of 125.1. Ranked third in the league in Week 1 in passer rating, fifth in completion percentage and tied for the NFL lead in passing touchdowns.
- **2016 Pro Bowl Selection** - Completed 312-of-535 passes for 4,042 yards and 22 touchdowns, with six rushing touchdowns.
- **Pepsi Rookie of the Year**
- **ESPN.com, NFL.com & PFWA All-Rookie Team**
- **NFL Offensive Rookie of the Month (November)** - Completed 95-of-169 passes for 1,179 yards with seven touchdowns, while adding 78 rushing yards and three rushing touchdowns. His 10 total touchdowns tied for the seventh-most in the NFL for the month.
- **Pepsi Rookie Of The Week (Week 2 at NO, 2015)** - Completed 14-of-21 passes for 207 yards with one touchdown for a 114.6 passer rating, while also adding a rushing touchdown. His 114.6 passer rating is the fifth-highest by a rookie in franchise history.
- **Pepsi Rookie Of The Week (Week 5 vs. JAC, 2015)** - Completed 13-of-19 passes for 209 yards and one touchdown for a passer rating of 122.5. His 122.5 passer rating is the fourth-highest by a rookie in team history.
- **FedEx Air Player of the Week & Pepsi Rookie Of The Week (Week 11 at PHI, 2015)** - Completed 19-of-29 passes (65.5 pct.) for 246 yards and five touchdowns for a passer rating of 131.6. Became the first rookie since 1937 to throw five touchdowns and zero interceptions in a game and his five touchdowns tie a rookie NFL record, as well as a franchise record.
- **Castrol EDGE Clutch Performer of the Week (Week 13 vs. ATL, 2015)** - Led a 12-play, 80-yard drive to win the game, including a 20-yard run on third-and-19.
- **Castrol EDGE Clutch Performer of the Year Nominee**
- **NFC Offensive Rookie of the Month Nominee (September, October)**
- **NFC Offensive Player of the Week Nominee (Week 2 at NO; Week 5 vs. JAC; Week 11 at PHI; Week 13 vs. ATL)**

OFFENSIVE FIREPOWER

Despite having a rookie quarterback and two rookie offensive linemen, the Buccaneers had one of the top offenses in the NFL last season, ranking fifth in the league in yards gained.

2015 NFL YARDS PER GAME LEADERS

Rank	Team	GP	Yds.	Yds./Gm.
1.	Arizona Cardinals	16	6,533	408.3
2.	New Orleans Saints	16	6,461	403.8
3.	Pittsburgh Steelers	16	6,327	395.4
4.	Seattle Seahawks	16	6,058	378.6
5.	Tampa Bay Buccaneers	16	6,014	375.9

Tampa Bay's fifth-placed finish is the highest that the team has ever ranked in total offense.

The Buccaneers had two games of 500+ yards this season, making them one of five NFL teams to eclipse the 500-yard mark in multiple games (also Pittsburgh, three times; Denver, New Orleans and N.Y. Giants twice).

GROUND AND POUND

RBs Doug Martin and Charles Sims combined to help the Buccaneers be one of the premier rushing teams in the NFL last year, with Tampa Bay ranking fifth in rushing yards per game, and second in the NFL in rushing average.

2015 NFL RUSHING YARDS PER GAME LEADERS

Rank	Team	GP	Rush Yds.	Yds./Gm.
1.	Buffalo Bills	16	2,432	152.0
2.	Carolina Panthers	16	2,282	142.6
3.	Seattle Seahawks	16	2,268	141.8
4.	Minnesota Vikings	16	2,211	138.2
5.	Tampa Bay Buccaneers	16	2,162	135.1

2015 NFL RUSHING AVERAGE LEADERS

Rank	Team	Att.	Rush Yds.	Avg.
1.	Buffalo Bills	509	2,432	4.78
2.	Tampa Bay Buccaneers	455	2,162	4.75
3.	Kansas City Chiefs	436	2,044	4.69
4.	Minnesota Vikings	474	2,211	4.66
5.	Dallas Cowboys	408	1,890	4.63

MARTIN & SIMS

Martin and Sims combined for the most scrimmage yards by a Buccaneers running back duo in a single season in team history. They are only the second duo to each eclipse 1,000 yards from scrimmage in the same season in team history (Mike Alstott & Warrick Dunn, 1999).

MOST SCRIMMAGE YARDS BY A BUCCANEERS RB DUO

Year	Name	Yards	Name	Yards	Total
2015	D. Martin	1,673	C. Sims	1,090	2,763
1979	R. Bell	1,511	J. Eckwood	958	2,469
1999	W. Dunn	1,205	M. Alstott	1,188	2,393
1998	W. Dunn	1,370	M. Alstott	998	2,368
1997	W. Dunn	1,440	M. Alstott	843	2,283

CREATING BIG PLAYS

Part of Tampa Bay's success on offense in 2015 came from creating big plays. The Buccaneers had 77 plays of 20 or more yards, the fourth-most in the NFL. Their 20 runs of 20+ yards were the most in the NFL.

2015 NFL PLAYS OF 20+ YARDS

Team	Big Runs	Big Passes	Big Plays
1. Jacksonville Jaguars	8	72	80
2. Arizona Cardinals	12	66	78
3. New Orleans Saints	6	72	78
4. Tampa Bay Buccaneers	20	57	77
5. Pittsburgh Steelers	15	61	76

Tampa Bay's propensity for making big plays led to the Buccaneers ranking third in yards per play.

2015 NFL YARDS PER PLAY

Team	Plays	Yards	Yards/Play
1. Arizona Cardinals	1,041	6,533	6.28
2. Pittsburgh Steelers	1,011	6,327	6.26
3. Tampa Bay Buccaneers	1,017	6,014	5.91
4. New Orleans Saints	1,096	6,461	5.90
5. Seattle Seahawks	1,035	6,058	5.85

OFFENSE/DEFENSE

KEEP THE DRIVE ALIVE

In 2015, the Buccaneers went three-and-out on only 26 of their 176 drives, the third-lowest mark in the NFL.

2015 NFL FEWEST THREE-AND-OUT DRIVES

Team	Off. Poss.	3 & Out Drives	3 & Out Pct.
1. Arizona Cardinals	186	27	14.5
2. Minnesota Vikings	172	25	14.5
3. Tampa Bay Buccaneers	176	26	14.8
4. Pittsburgh Steelers	190	31	16.3
5. Atlanta Falcons	174	29	16.7

CONVERSION MACHINE

In the first three weeks of the season, the Tampa Bay Buccaneers struggled to convert third downs, going 9-for-40 on third down attempts (22.5 pct.), the second-lowest mark in the NFL.

After that game, the Buccaneers flipped the script, ranking as the fourth-best team in the league in converting third downs since Week 4, going 75-of-162 (46.3 pct.) on third down attempts.

2015 NFL THIRD DOWN CONVERSIONS - SINCE WEEK 4

Team	3rd. Conv.	3rd Att.	3rd Pct.
1. Seattle Seahawks	83	169	49.1
2. New Orleans Saints	83	174	47.7
3. Arizona Cardinals	77	166	46.4
4. Tampa Bay Buccaneers	75	162	46.3
5. Atlanta Falcons	83	182	45.6

MOVING THE CHAINS

In 2015, Vincent Jackson and Mike Evans were two of the most productive receivers in the NFL in moving the chains, ranking second and third in first down percentage, respectively.

2015 NFL LEADERS IN FIRST DOWN CATCH PERCENTAGE - Min. 32 Rec.

Player	1st Dn.	Rec	1st%
1. WR Dorial Green-Beckham (TEN)	30	32	93.8
2. WR Mike Evans (TB)	63	74	85.1
3. WR Vincent Jackson (TB)	28	33	84.8
4. WR Ted Ginn Jr. (CAR)	36	44	81.8
5. WR Kenny Britt (STL)	29	36	80.6

LIMITING BIG PLAYS

On the opposite end of the spectrum, one of the strengths of Tampa Bay's defense was limiting opposing big plays. The Buccaneers allowed only 49 plays of 20 or more yards, the second-fewest in the NFL. Their four 20+-yard runs allowed tied for fewest allowed in the league.

2015 NFL OPPONENT PLAYS OF 20+ YARDS

Team	Big Runs	Big Passes	Big Plays
1. Denver Broncos	5	41	46
2. Tampa Bay Buccaneers	4	45	49
3. Cincinnati Bengals	11	39	50
4. Seattle Seahawks	4	49	53
5. Minnesota Vikings	7	47	54

STOP THE RUSH

In 2015, Tampa Bay allowed second-lowest rushing average in the NFL and the third-lowest in team history.

2015 NFL OPPONENT RUSHING AVERAGE

Rank	Team	Opp. Rush	Opp. Rush Yds.	Avg.
1.	Denver Broncos	408	1,337	3.28
2.	Tampa Bay Buccaneers	466	1,606	3.45
3.	New York Jets	373	1,335	3.58
4.	Seattle Seahawks	362	1,304	3.60
5.	Jacksonville Jaguars	464	1,709	3.68

BUCCANEERS ALL-TIME OPPONENT RUSHING AVERAGE (Single Season)

Rank	Year	Opp. Rush	Opp. Rush Yds.	Avg.
1.	1988	478	1,551	3.24
2.	1978	595	2,049	3.44
2.	2015	466	1,606	3.45
4.	2005	438	1,515	3.46
5.	1979	539	1,873	3.47

FAMOUS JAMEIS

QB Jameis Winston was taken first overall by the Tampa Bay Buccaneers and has played every offensive snap for the team in 2015. He distinguished himself as a standout, particularly when compared to other rookie quarterbacks in recent history.

JAMEIS VS. ROOKIE QB'S

In 2015, Winston had a passer rating of 84.2, which stands as the ninth-highest mark by a rookie quarterback since the 1970 NFL/AFL Merger.

HIGHEST PASSER RATING BY A ROOKIE - (Since 1970, Min. 200 Att.)

Player	Att.	Cmp.	Yds	TD	INT	Rtg.
1. Robert Griffin III (WAS)	393	258	3,200	20	5	102.4
2. Russell Wilson (SEA)	393	252	3,118	26	10	101.5
3. Ben Roethlisberger (PIT)	295	196	2,621	17	11	98.1
4. Dan Marino (MIA)	296	173	2,210	20	6	96.0
5. Marcus Mariota (TEN)	370	230	2,818	19	10	91.5
6. Matt Ryan (ATL)	434	265	3,440	16	11	87.7
7. Teddy Bridgewater (MIN)	402	259	2,919	14	12	85.2
8. Cam Newton (CAR)	517	310	4,051	21	17	84.5
9. Jameis Winston (TB)	535	312	4,042	22	15	84.2
10. Mike Glennon (TB)	416	247	2,608	19	9	83.9

Winston's totals this past year placed him among the all-time NFL rookie leaders in both passing yards and passing touchdowns

NFL ROOKIE PASSING YARD LEADERS - (Since 1970)

Rank	Player (Team)	Year	Passing Yards
1.	Andrew Luck (IND)	2012	4,374
2.	Cam Newton (CAR)	2011	4,051
3.	Jameis Winston (TB)	2015	4,042
4.	Peyton Manning (IND)	1998	3,739
5.	Sam Bradford (STL)	2010	3,512
6.	Matt Ryan (ATL)	2008	3,440
7.	Andy Dalton (CIN)	2011	3,398
8.	Brandon Weeden (CLE)	2012	3,385
9.	Ryan Tannehill (MIA)	2012	3,294
10.	Derek Carr (OAK)	2014	3,270

NFL ROOKIE PASSING TOUCHDOWN LEADERS - (Since 1970)

Rank	Player (Team)	Year	Passing TD
1.	Peyton Manning (IND)	1998	26
1.	Russell Wilson (SEA)	2012	26
3.	Andrew Luck (IND)	2012	23
4.	Jameis Winston (TB)	2015	22
5.	Cam Newton (CAR)	2011	21
5.	Derek Carr (OAK)	2014	21
7.	Andy Dalton (CIN)	2011	20
7.	Robert Griffin III (WAS)	2012	20
7.	Dan Marino (MIA)	1983	20
10.	Marcus Mariota (TEN)	2015	19
10.	Mike Glennon (TB)	2013	19
10.	Jim Plunkett (NE)	1971	19

FAMOUS JAMEIS

JAMEIS IN BUCCANEERS HISTORY

Winston has distinguished himself as not only one of the top rookie quarterbacks in Buccaneers history, but among the best seasons in team history. His 4,042 passing yards are second-most in a single season and his 22 touchdown passes are tied for the fourth-most in a single season. Both are rookie franchise records.

MOST TOUCHDOWN PASSES BY BUCCANEERS ROOKIES

Player	Year	Att.	Cmp.	Yds	TD	INT	Rtg.
1. Jameis Winston	2015	535	312	4,042	22	15	84.2
2. Mike Glennon	2013	416	247	2,608	19	9	83.9
3. Josh Freeman	2009	290	158	1,855	10	18	59.8
4. Bruce Gradkowski	2006	328	177	1,661	9	9	65.9
5. Shaun King	1999	146	89	875	7	4	82.4
5. Doug Williams	1978	194	73	1,170	7	8	53.4

BUCCANEERS SINGLE SEASON PASSING YARD LEADERS

Rank	Player	Year	Passing Yards
1.	Josh Freeman	2012	4,065
2.	Jameis Winston	2015	4,042
3.	Brad Johnson	2003	3,811
4.	Josh Freeman	2011	3,592
5.	Doug Williams	1981	3,563
6.	Steve DeBerg	1984	3,554
7.	Josh Freeman	2010	3,451
8.	Brad Johnson	2001	3,406
9.	Doug Williams	1980	3,396
10.	Vinny Testaverde	1988	3,240

BUCCANEERS SINGLE SEASON PASSING TOUCHDOWN LEADERS

Rank	Player	Year	Passing TD
1.	Josh Freeman	2012	27
2.	Brad Johnson	2003	26
3.	Josh Freeman	2010	25
4.	Brad Johnson	2002	22
4.	Jameis Winston	2015	22
6.	Trent Dilfer	1997	21
6.	Trent Dilfer	1998	21
8.	Brian Griese	2004	20
8.	Vinny Testaverde	1989	20
8.	Doug Williams	1980	20

At St. Louis, Winston threw for a career-high 363 yards, the second-most by a rookie in team history and the most by a Buccaneers quarterback since 2012 (Josh Freeman, 372 yards vs. St. Louis, 12/23/12).

MOST SINGLE-GAME PASSING YARDS – (Rookies)

Player	Opponent-Date	Pass Yds
1. Vinny Testaverde	at NO-12/6/87	369
2. Jameis Winston	at STL-12/17/15	363
3. Jameis Winston	at CAR-1/3/16	325
4. Josh Freeman	at CAR-12/6/09	321
5. Doug Williams	vs. MIN-10/1/78	311

Part of Winston's 363 yards were 238 yards in the fourth quarter, the most in any quarter in franchise history and the most by an NFL quarterback in the fourth quarter since 2012 (Eli Manning, 243 passing yards vs. Tampa Bay, 9/16/12). His 238 passing yards were the most in any quarter since Aaron Rodgers in 2014 (242, second quarter vs. Chicago, 11/9).

FAMOUS JAMEIS

DUAL THREAT

Winston also rushed for six touchdowns, the most ever by a Buccaneers quarterback in a single season and tied for the second-most career rushing touchdowns by a quarterback in team history.

MOST RUSHING TOUCHDOWNS BY A QB, SINGLE SEASON (Team History)

Rank	Player	Rush TD
1.	Jameis Winston, 2015	6
2.	Shaun King, 2000	5
2.	Steve Young, 1986	5
4.	Josh Freeman, 2011	4
4.	Doug Williams, 1980	4
4.	Doug Williams, 1981	4

MOST RUSHING TOUCHDOWNS BY A QB (Team History)

Rank	Player	Rush TD
1.	Doug Williams, 1978-82	13
2.	Jameis Winston, 2015-Pres.	7
2.	Steve Young, 1985-86	6
4.	Trent Dilfer, 1994-99	5
4.	Shaun King, 1999-2003	5
4.	Vinny Testaverde, 1987-92	5

2015 NFL MOST RUSHING TOUCHDOWNS BY A QB

Rank	Player (Team)	Rush TD
1.	Cam Newton (CAR)	10
2.	Jameis Winston (TB)	6
3.	Kirk Cousins (WAS)	5
4.	Tyrod Taylor (BUF)	4
4.	Tom Brady (NE)	3
4.	Teddy Bridgewater (MIN)	3
4.	Andy Dalton (CIN)	3
4.	Joe Flacco (BAL)	3

RECORD SETTER

At Philadelphia (11/22), Winston threw five touchdown passes, tied for the most by a rookie since the 1970 NFL Merger (DET QB Matthew Stafford, 11/22/09 vs. CLE). His five touchdown passes also matched the franchise record.

MOST SINGLE-GAME PASSING TOUCHDOWNS (Team History)

Player	Opponent-Date	Pass TD
1. QB Steve DeBerg	vs. ATL-9/13/87	5
1. QB Josh Freeman	vs. SEA-12/26/10	5
1. QB Brad Johnson	vs. MIN-11/3/02	5
1. QB Jameis Winston	at PHI-11/22/15	5

JAMEIS GOING DEEP

One of Winston's strengths is a willingness to throw the ball down the field, which helped open up the Buccaneers' passing attack. Winston ranked second in the league in pass yards per completion

2015 NFL HIGHEST YARDS PER COMPLETION

Player (Team)	Cmp.	Yds	Yds/Cmp.
1. Carson Palmer (ARI)	342	4,671	13.66
2. Cam Newton (CAR)	296	3,837	12.96
3. Jameis Winston (TB)	312	4,042	12.96
4. Andy Dalton (CIN)	255	3,250	12.75
5. Tyrod Taylor (BUF)	342	3,035	12.54

Winston made big plays for the Buccaneers, with his 57 completions of 20 or more yards tying for the sixth-most in the NFL.

2015 NFL COMPLETIONS OF 20+ YARDS

Rank	Player (Team)	20+ Yd. Comp.
1.	Blake Bortles (JAC)	72
2.	Drew Brees (NO)	68
3.	Carson Palmer (ARI)	65
4.	Russell Wilson (SEA)	60
5.	Tom Brady (NE)	58
6.	Jameis Winston (TB)	57
6.	Ryan Tannehill (MIA)	57
8.	Aaron Rodgers (GB)	55
9.	Derek Carr (OAK)	53
9.	Jay Cutler (CHI)	53
9.	Ryan Fitzpatrick (NYJ)	53
9.	Philip Rivers (SD)	53

RB Doug Martin was one of the top runners in the NFL in 2015, totaling 1,402 rushing yards, the second-most in the league, while his 4.87 rushing average ranked as the most among running backs with at least 150 carries.

2015 NFL RUSHING YARDS LEADERS

Rank	Player (Team)	Rushing Yards
1.	Adrian Peterson (MIN)	1,485
2.	Doug Martin (TB)	1,402
3.	Todd Gurley (STL)	1,106
4.	Darren McFadden (DAL)	1,089
5.	Chris Ivory (NYJ)	1,070

2015 NFL HIGHEST RUSHING AVERAGE (Min. 150 Carries)

Name	Att.	Yds.	Avg.
1. Doug Martin (TB)	288	1,402	4.87
2. Todd Gurley (STL)	229	1,106	4.83
3. Giovani Bernard (CIN)	154	730	4.74
4. C.J. Anderson (DEN)	152	720	4.74
4. Mark Ingram (NO)	166	769	4.63

Martin's 4.87 average was the highest by any running back with at least 275 carries since 2013 (LeSean McCoy, 314 carries, 5.12 avg.).

Much of Martin's success came from creating big runs. Martin had 33 rushes of 10 or more yards, the second-most in the NFL and 14 rushes of 20+ yards, the most in the league. He was one of only five players in the league with multiple 50+ yards runs.

2015 NFL RUSHES OF 10+ YARDS

Rank	Player (Team)	10+ Yd. Rushes
1.	Adrian Peterson (MIN)	43
2.	Doug Martin (TB)	33
3.	Devonta Freeman (ATL)	32
4.	Chris Ivory (NYJ)	29
4.	LeSean McCoy (BUF)	28

2015 NFL RUSHES OF 20+ YARDS

Rank	Player (Team)	20+ Yd. Rushes
1.	Doug Martin (TB)	14
2.	Todd Gurley (STL)	11
3.	Adrian Peterson (MIN)	10
4.	Chris Ivory (NYJ)	9
4.	Darren McFadden (DAL)	9
4.	Latavius Murray (OAK)	9

2015 NFL RUSHES OF 50+ YARDS

Rank	Player (Team)	50+ Yd. Rushes
1.	Doug Martin (TB)	3
1.	Todd Gurley (STL)	3
2.	Isaiah Crowell (CLE)	2
2.	Mike Gillislee (BUF)	2
2.	Chris Ivory (NYJ)	2
2.	Adrian Peterson (MIN)	2
2.	DeAngelo Williams (PIT)	2

At Philadelphia, Martin rushed for 235 yards, the most rushing yards in a game in 2015.

2015 NFL MOST RUSHING YARDS IN A GAME

Name	Yds.	Date	Opp.
1. Doug Martin (TB)	235	11/22/15	PHI
2. Thomas Rawls (SEA)	209	11/22/15	SF
3. Adrian Peterson (MIN)	203	11/15/15	OAK
4. David Johnson (ARI)	187	12/20/15	PHI
5. Lamar Miller (MIA)	175	10/25/15	HOU

Martin was able to break off so many big runs due to his ability to break tackles and make yards after contact. Per Stats, Inc., he was tied for the fourth-most broken tackles and had the most rushing yards after contact.

2015 NFL BROKEN TACKLES

Rank	Player (Team)	Broken Tackles
1.	Chris Ivory (NYJ)	14
2.	LeGarrette Blount (NE)	11
2.	Adrian Peterson (MIN)	11
4.	Doug Martin (TB)	10
4.	Carlos Hyde (SF)	10

2015 NFL YARDS AFTER CONTACT

Rank	Player (Team)	Yards After Contact
1.	Doug Martin (TB)	650
2.	Adrian Peterson (MIN)	641
3.	Chris Ivory (NYJ)	551
4.	Todd Gurley (STL)	524
5.	Jonathan Stewart (CAR)	498

Martin rushed for 100+ yards in three consecutive contests (10/4 vs. CAR-10/25 at WAS), only the third time in franchise history a player has reached at least 100 rushing yards in three straight games (also: James Wilder, six consecutive, 12/9/84 vs. ATL-9/29/85 at DET; Carnell Williams, three consecutive, 9/11/05 at MIN-9/25/05 at GB).



RECORD-SETTER

With their second first-round pick in 2012, the Tampa Bay Buccaneers selected RB **Doug Martin**, who proved to be a sensation in his rookie season, shattering Buccaneers records, while setting NFL marks along the way. In 2015, Martin had another one of the best years in team history, ranking in the top five in rushing yards and scrimmage yards

Part of Martin's Philadelphia totals included an 84-yard run, the longest in franchise history and the third-longest rush in the league in 2015.

MOST RUSHING YARDS - SINGLE SEASON (Team History)

Rank	Player	Year	Yards
1.	RB James Wilder	1984	1,544
2.	RB Doug Martin	2012	1,454
3.	RB Doug Martin	2015	1,402
4.	RB James Wilder	1985	1,300
5.	RB Ricky Bell	1979	1,263
6.	RB Errict Rhett	1995	1,207
7.	RB Carnell Williams	2005	1,178
8.	RB Reggie Cobb	1992	1,171
9.	RB Warrick Dunn	2000	1,133
10.	RB Warrick Dunn	1998	1,026

MOST YARDS FROM SCRIMMAGE - SINGLE SEASON (Team History)

Rank	Player	Year	Yards
1.	RB James Wilder	1984	2,229
2.	RB Doug Martin	2012	1,926
3.	RB Doug Martin	2015	1,673
4.	RB James Wilder	1985	1,641
5.	RB Warrick Dunn	2000	1,555
6.	RB Ricky Bell	1979	1,511
7.	RB Warrick Dunn	1997	1,440
8.	WR Mark Carrier	1989	1,422
9.	RB Warrick Dunn	1998	1,370
10.	RB Michael Pittman	2003	1,348

After setting the franchise record in his rookie season with 251 rushing yards at Oakland (11/4/12), Martin notched another banner day in 2015, with 235 rushing yards at Philadelphia (11/22/15), the second-highest mark in team history.

MOST SINGLE-GAME RUSHING YARDS (Team History)

Player	Opponent-Date	Rush Yds
1. RB Doug Martin	at OAK-11/4/12	251
2. RB Doug Martin	at PHI-11/22/15	235
3. RB James Wilder	at MIN-11/6/83	219
4. RB Warrick Dunn	vs. DAL-12/3/00	210
5. RB Errict Rhett	vs. WAS-12/4/94	192
6. RB James Wilder	vs. GB-9/30/84	172
7. RB Ricky Bell	vs. GB-10/21/79	167
8. RB James Wilder	at CHI-9/8/85	166
9. RB LeGarrette Blount	at SEA-12/26/10	164
10. RB Bobby Rainey	vs. ATL-11/17/13	163

LONGEST RUSHING PLAYS IN TEAM HISTORY

Player	Yards	Opponent-Date
1. Doug Martin	84	@PHI-11/22/15
2. Bobby Rainey	80t	BUF-12/8/13
3. Michael Pittman	78t	KC-11/11/04
4. Warrick Dunn	76	CHI-12/21/97
5. Jerry Ellison	75	DET-12/23/95
5. James Wilder	75t	@MIN-11/6/83

2015 NFL LONGEST RUSHING PLAYS

Player	Yards	Opponent-Date
1. Marcus Mariota	87t	JAC-12/6/15
2. Lamar Miller (MIA)	85t	HOU-10/25/15
3. Doug Martin (TB)	84	@PHI-11/22/15
4. Adrian Peterson (MIN)	80t	@OAK-11/15/15
5. Adrian Peterson (MIN)	75	@DET-10/25/15

ROOKIE TOUCHDOWN MACHINE

In his first NFL season, Martin made his mark scoring touchdowns, with 11 rushing scores, the second-most in team history and 12 touchdowns from scrimmage, tied for the second-most in a season.

MOST RUSHING TDs - SINGLE SEASON (Team History)

Rank	Player	Year	TDs
1.	RB James Wilder	1984	13
2.	RB Doug Martin	2012	11
3.	RB Errict Rhett	1995	11
4.	RB Earnest Graham	2007	10
4.	FB Mike Alstott	2001	10
4.	RB James Wilder	1985	10

MOST TOUCHDOWNS - SINGLE SEASON (Team History)

Rank	Player	Year	TDs
1.	RB James Wilder	1984	13 (13 rush)
2.	RB Mike Evans*	2014	12 (12 rec.)
2.	RB Doug Martin*	2012	12 (11 rush, 1 rec.)
4.	WR Mike Williams*	2010	11 (11 rec.)
4.	FB Mike Alstott	2001	11 (10 rush, 1 rec.)
4.	RB Errict Rhett	1995	11 (11 rush)

*-Rookie

MARTIN IN TAMPA BAY HISTORY

Martin has continued his climb in the Buccaneers record books, with 20 career rushing touchdowns (tied for fifth in team history) and 3,891 career rushing yards (fourth in team history), with 4,798 career scrimmage yards (seventh in team history) and 11 career 100-yard rushing games (tied for second in team history).

MOST RUSHING YARDS - (Team History)

Rank	Player	Yards
1.	RB James Wilder, 1981-89	5,957
2.	FB Mike Alstott, 1996-2006	5,088
3.	RB Warrick Dunn, 1997-2008	4,986
4.	RB Doug Martin, 2012-Pres.	3,891
5.	RB Carnell Williams, 2005-10	3,677

MOST RUSHING TOUCHDOWNS - (Team History)

Rank	Player	TDs
1.	FB Mike Alstott, 1996-2006	58
2.	RB James Wilder, 1981-89	37
3.	RB Errict Rhett, 1994-97	24
4.	RB Reggie Cobb, 1990-93	21
5.	RB Doug Martin, 2012-Pres.	20
5.	RB Carnell Williams, 2005-10	20
7.	RB Warrick Dunn, 1997-2008	19
8.	RB Ricky Bell, 1977-1981	16
9.	FB/RB Earnest Graham, 2004-11	15
9.	RB Lars Tate, 1988-89	15

MOST SCRIMMAGE YARDS - (Team History)

Rank	Player	Yards
1.	RB James Wilder, 1981-89	9,449
2.	RB Warrick Dunn, 1997-2008	7,690
3.	FB Mike Alstott, 1996-2006	7,372
4.	RB Michael Pittman, 2002-07	5,723
5.	WR Mark Carrier, 1987-92	5,018
6.	WR Kevin House, 1980-86	4,969
7.	RB Doug Martin, 2012-Pres.	4,798
8.	RB Carnell Williams, 2005-10	4,586
9.	WR Vincent Jackson, 2012-Pres.	4,326
10.	TE Jimmie Giles, 1978-86	4,307

MOST 100-YARD RUSHING GAMES – Team History

Rank	Player	100-Yd. Games
1.	RB James Wilder, 1981-89	14
2.	RB Warrick Dunn, 1997-2001, 2008	11
2.	RB Doug Martin, 2012-Pres.	11
4.	RB Carnell Williams, 2005-10	9
5.	RB Ricky Bell, 1977-81	8*
5.	RB Michael Pittman, 2002-07	8**
5.	RB Errict Rhett, 1994-97	8

*Includes one playoff game
 **Includes Super Bowl XXXVII

NFL RECORDS

Martin recorded 1,926 yards from scrimmage as a rookie, the third-highest total in NFL history, trailing only Eric Dickerson (2,212 in 1984) and Edgerrin James (2,139 in 1999). His banner day came at Oakland (11/4/12), when he rushed for 251 yards and four touchdowns, the most in Buccaneers history and tied for the 10th-most in NFL history.

MOST RUSHING YARDS IN A GAME - (NFL History)

Name	Yds	Date	Opp.
1. Adrian Peterson (MIN)*	296	11/4/07	SD
2. Jamal Lewis (BAL)	295	9/14/03	CLE
3. Jerome Harrison (CLE)	286	12/20/09	KC
4. Corey Dillon (CIN)	278	11/4/07	DEN
5. Walter Payton (CHI)	275	11/20/77	MIN
6. O.J. Simpson (BUF)	273	11/25/76	DET
7. Shaun Alexander (CIN)	266	11/11/01	OAK
8. Jamaal Charles (KC)	259	1/3/10	DEN
9. Demarco Murray (DAL)*	253	10/23/11	STL
10. Doug Martin (TB)*	251	11/4/12	OAK
10. Mike Anderson (DEN)*	251	12/3/00	NO

*-Rookie

Martin's 251 rushing yards at Oakland came on only 25 carries, a 10.0 avg., the third highest in NFL history with a minimum of 25 rush attempts.

MOST YARDS-PER-CARRY - SINGLE GAME - (Min. 25 carries)

Name	Att	Yds/Rush	Date (Opp.)
1. Jamaal Charles (KC)	25	10.4	01/03/12 (DEN)
2. Demarco Murray (DAL)	25	10.1	10/23/11 (STL)
3. Doug Martin (TB)	25	10.0	11/4/12 (OAK)

MOST RUSHING YARDS IN A HALF - (Since 1991)

Name	Half, Yds	Date (Opp.)
1. Adrian Peterson (MIN)	2nd, 253	11/04/07 (SD)
2. Doug Martin (TB)	2nd, 220	11/4/12 (OAK)
3. Jerome Harrison (CLE)	2nd, 213	12/20/09 (KC)
4. Corey Dillon (CIN)	2nd, 201	10/22/00 (DEN)
5. Barry Sanders (DET)	2nd, 200	11/13/94 (TB)

MOST RUSHING YARDS IN A QUARTER - (Since 1991)

Name	Qtr	Yds	Date (Opp.)
1. Jamaal Charles (KC)	3rd	165	12/23/12 (IND)
2. Jamaal Charles (KC)	3rd	162	9/23/12 (NO)
3. LeSean McCoy (PHI)	4th	148	12/8/13 (DET)
4. Adrian Peterson (MIN)	4th	146	11/4/07 (SD)
4. Kenneth Davis (BUF)	2nd	146	11/22/92 (ATL)
6. Doug Martin (TB)	3rd	143	11/4/12 (OAK)
6. Marshall Faulk (STL)	1st	143	11/11/01 (CAR)
6. Thomas Jones (NYJ)	2nd	143	10/18/09 (BUF)
9. Terrell Davis (DEN)	1st	138	9/13/98 (DAL)
10. Adrian Peterson (MIN)	4th	137	11/15/15 (OAK)
10. Jamal Lewis (BAL)	3rd	137	12/21/03 (CLE)

EXCELLENT EVANS

EVANS AT THE TOP

The 2014 rookie receiver class was lauded as one of the best in NFL history with 12 rookies recording at least 500 receiving yards, including three with 1,000+ receiving yards. One of those three was Buccaneers wide receiver Mike Evans, whose 1,051 receiving yards and 12 touchdowns announced his presence as a standout wide receiver in the NFL.

Evans has continued his success since then and is proving to be one of the best in a historic class, ranking second in receiving yards receiving touchdowns, while posting the third-most receptions.

2014 DRAFT CLASS RECEIVING LEADERS (Career)

Player	GP	Rec.	TD	Yards
1. Odell Beckham (NYG)	35	231	30	3,431
2. Mike Evans (TB)	38	197	23	3,002
3. Jarvis Landry (MIA)	40	243	10	2,520
4. Allen Robinson (JAC)	34	167	20	2,390
5. Jordan Matthews (PHI)	40	194	19	2,376
6. Brandin Cooks (NO)	34	178	17	2,284
7. Allen Hurns (JAC)	39	146	18	2,151
8. Sammy Watkins (BUF)	31	131	15	2,092
9. John Brown (ARI)	38	141	13	2,049
10. Kelvin Benjamin (CAR)	24	109	13	1,551

Evans has posted nine 100-yard receiving games, tied for the second-most from the draft class

2014 NFL DRAFT CLASS MOST 100-YARD RECEIVING GAMES

Rank	Player (Team)	100-Yd. Games
1.	WR Odell Beckham Jr. (NYG)	17
2.	WR Mike Evans (TB)	10
2.	WR Sammy Watkins (BUF)	9
4.	WR Jordan Matthews (PHI)	8
5.	WR Allen Hurns (JAC)	7

ROOKIE ROCKSTAR

Evans managed to stand alongside his rookie counterparts, tying for the most receiving touchdowns (12), while having the second-most receiving yards (1,051), and the fourth-most receptions (68) by a rookie in 2014.

2014 ROOKIE RECEIVING YARD LEADERS

Player	GP	Rec.	TD	Yards
1. Odell Beckham (NYG)	12	91	12	1,305
2. Mike Evans (TB)	15	68	12	1,051
3. Kelvin Benjamin (CAR)	16	73	9	1,008
4. Sammy Watkins (BUF)	16	65	6	982
5. Jordan Matthews (PHI)	16	67	8	872

SINGLE-GAME ROOKIE RECEIVING YARD LEADERS SINCE 1960

Player	Date (Opp.)	Rec.	TD	Yards
1. Jerry Butler (BUF)	9/23/79 (vs. NYJ)	10	4	255
2. Jerry Rice (SF)^	12/9/85 (vs. RAM)	10	1	241
3. Justin Blackmon (JAC)	11/18/12 (at HOU)*	7	1	236
4. Eddie Kennison (STL)	12/15/96 (at ATL)	5	3	226
5. Anquan Boldin (ARI)	9/7/03 (at DET)	10	2	217
6. Mark Carrier (TB)	12/6/87 (at NO)	8	1	212
7. Jackie Smith (STL)^	10/13/63 (vs. PIT)	9	2	212
8. Sammy White (MIN)	11/7/76 (vs. DET)	7	2	210
9. Mike Evans (TB)	11/16/14 (at WAS)	7	2	209
10. Rod Gardner (WAS)	10/21/01 (vs. CAR)*	6	1	208

* Overtime game

^ Inducted into the Pro Football Hall of Fame

Evans had 12 receiving touchdowns on the season, tied for the third-most in a single season by a rookie since the merger.

NFL MOST RECEIVING TOUCHDOWNS IN A SINGLE SEASON (Rookies Since 1970)

Rank	Player	TDs
1.	WR Randy Moss, MIN, 1998	17
2.	WR John Jefferson, SD, 1978	13
3.	WR Mike Evans, TB 2014	12
3.	WR Odell Beckham, NYG 2014	12
5.	WR Mike Williams, TB, 2010	11

Evans' three multi-touchdown games were the most in a single season in franchise history and tied for the fourth-most by a rookie since the merger.

Evans had 1,051 receiving yards as a rookie, the 10th-most in a single season by a rookie since the merger.

NFL MOST RECEIVING YARDS IN A SINGLE SEASON (Rookies Since 1970)

Rank	Player	Yards
1.	WR Anquan Boldin, ARI, 2003	1,377
2.	WR Randy Moss, MIN, 1998	1,313
3.	WR Odell Beckham, NYG 2014	1,305
4.	WR Michael Clayton, TB, 2004	1,193
5.	WR Terry Glenn, NE, 1996	1,132
6.	WR Bill Brooks, IND, 1986	1,131
7.	WR Ernest Givins, HOU, 1986	1,131
8.	WR Amari Cooper, OAK, 2015	1,070
9.	WR A.J. Green, CIN, 2011	1,057
10.	WR Mike Evans, TB 2014	1,051

IN BUCCANEERS HISTORY

Evans had a record-setting rookie season, setting a new franchise record for receiving touchdowns, tying for the most touchdowns from scrimmage by a rookie, while finishing with the second-most receiving yards and receptions by a Buccaneers rookie.

MOST RECEIVING TOUCHDOWNS BY A ROOKIE - (Team History)

Rank	Player, Year	TDs
1.	WR Mike Evans, 2014	12
2.	WR Mike Williams, 2010	11
3.	WR Michael Clayton, 2004	7
4.	WR Kevin House, 1980	5
4.	TE Tim Wright, 2013	5

MOST SCRIMMAGE TOUCHDOWNS BY A ROOKIE - (Team History)

Player, Year	Rec. TD	Rush TD	Total TD
1. WR Mike Evans, 2014	12	0	12
1. RB Doug Martin, 2012	1	11	12
3. WR Mike Williams, 2010	11	0	11
4. RB Lars Tate, 1988	1	7	8
5. WR Michael Clayton, 2004	7	0	7
5. WR Warrick Dunn, 1997	3	4	7
5. RB Errict Rhett, 1994	0	7	7

MOST RECEIVING YARDS BY A ROOKIE - (Team History)

Rank	Player, Year	Yards
1.	WR Michael Clayton, 2004	1,193
2.	WR Mike Evans, 2014	1,051
3.	WR Mike Williams, 2010	964
4.	WR Lawrence Dawsey, 1991	818
5.	WR Horace Copeland, 1993	633

MOST RECEPTIONS BY A ROOKIE - (Team History)

Rank	Player, Year	Rec.
1.	WR Michael Clayton, 2004	80
2.	WR Mike Evans, 2014	68
3.	FB Mike Alstott, 1996	65
3.	WR Mike Williams, 2010	65
5.	WR Lawrence Dawsey, 1991	55

At Cleveland (11/2), Evans recorded seven catches for 124 yards and two touchdowns, becoming only the second Buccaneers rookie with 100 or more yards and two or more touchdowns in a single game (Horace Copeland, 104 yards & two touchdowns at Atlanta, 10/31/93).

Also, at only 21 years and 73 days old, Evans became the youngest player in NFL history with 100 or more yards and two or more touchdowns in a single game.

Against Atlanta (11/9), Evans posted 125 receiving yards, the fifth-most by a rookie in franchise history and became the first Bucs rookie with consecutive 100-yard games.

At Washington (11/16), Evans recorded 206 receiving yards, the third-most in franchise history. He became the youngest player in NFL history to record 200 or more receiving yards. His 206 yards the most by a rookie since Justin Blackmon in 2012 (236 yards, 11/18/12 at Houston - OT game).

Evans caught two passes for 50+ yards at Washington (11/6), becoming the sixth player in team history with multiple receptions of 50+ yards in the same game.

He also had two touchdowns at Washington, becoming the second player in franchise history to record 200 yards and two or more touchdowns in the same game. Evans and Bryant are also the only players in team history with three consecutive 100-yard games with a touchdown and Evans is the first rookie in team history with three consecutive games with a touchdown since WR Mike Evans in 2010 (12/19/10 vs. DET-12/11 at NO).

He is the first rookie in the NFL with 200 or more yards and two touchdowns since Anquan Boldin (217 yards, two touchdowns at Detroit, 9/7/03)

MOST RECEIVING YARDS IN A SINGLE GAME (Team History)

Player	Opponent-Date	Receiving Yards
1. Vincent Jackson	vs. NO-10/21/12	216
2. Mark Carrier*	at NO-12/6/87	212
3. Mike Evans*	at WAS-11/16/14	209
4. Antonio Bryant	at CAR-12/8/08	200
5. Kevin House	at OAK-10/18/81	178

*Rookie



EXCELLENT EVANS

Evans had his fourth consecutive game with a receiving touchdown at Chicago (11/23), matching a franchise record, done five times previously, most recently by Mike Williams (12/19/10 vs. DET-9/11/11 vs. DET).

At Detroit (12/7), Evans had his third game of the season with multiple receiving touchdowns, the most in a single season in team history.

Evans had 12 receiving touchdowns in 2014, the most receiving touchdowns in franchise history and tied for the second-most total touchdowns.

MOST RECEIVING TOUCHDOWNS IN A SINGLE SEASON – Team History

Rank	Player	TDs
1.	WR Mike Evans, 2014*	12
2.	WR Mike Williams, 2010*	11
3.	WR Joey Galloway 2005	10
4.	WR Mark Carrier, 1989	9
4.	WR Bruce Hill, 1988	9
4.	WR Kevin House, 1981	9
4.	WR Mike Williams, 2012	9
8.	TE Jimmie Giles, 1985	8
8.	WR Mike Evans, 2014*	8
8.	WR Vincent Jackson, 2012	8
8.	WR Keyshawn Johnson, 2000	8
8.	WR Keenan McCardell, 2003	8

*Rookie

MOST TOUCHDOWNS - SINGLE SEASON (Team History)

Rank	Player	Year	TDs
1.	RB James Wilder	1984	13 (13 rush)
2.	WR Mike Evans*	2014	12 (12 rec.)
2.	RB Doug Martin*	2012	12 (11 rush, 1 rec.)
4.	WR Mike Williams*	2010	11 (11 rec.)
4.	FB Mike Alstott	2001	11 (10 rush, 1 rec.)
4.	RB Errict Rhett	1995	11 (11 rush)
6.	WR Joey Galloway	2005	10 (10 rec.)
6.	RB Michael Pittman	2004	10 (7 rush, 3 rec.)
6.	FB Mike Alstott	1997	10 (7 rush, 3 rec.)
6.	RB James Wilder	1985	10 (10 rush)

*Rookie

BUCCANEERS ALL-TIME SINGLE GAME ROOKIE RECEIVING YARD LEADERS

Player	Date (Opp.)	Rec.	TD	Yards
1. Mark Carrier	12/6/87 (at NO)	8	1	212
2. Mike Evans	11/16/14 (at WAS)	7	2	209
3. Michael Clayton	12/12/04 (at SD)	9	1	145
4. Michael Clayton	10/18/04 (at STL)	8	0	142
5. Kevin House	12/20/80 (vs. CHI)	3	0	138
6. Mike Evans	11/9/14 (vs. ATL)	7	1	125
7. Mike Evans	11/2/14 (at CLE)	7	2	124
8. Arrelious Benn	12/12/10 (at WAS)	4	0	122
9. Steve Holloway	10/18/1987 (vs. MIN)	8	0	107
10. Warrick Dunn	9/21/97 (vs. MIA)	6	1	106

DEEP THREAT

Evans proved his ability to make plays down the field as a rookie. His 13 receptions of 25+ yards were the sixth-most in the NFL in 2014 and his 15.5 yards per catch were the fifth-highest among receivers with at least 60 receptions.

2014 NFL MOST RECEPTIONS OF 25+ YARDS

Rank	Player, Team	25+ Yd. Rec.
1.	WR T.Y. Hilton, Indianapolis	17
2.	WR Emmanuel Sanders, Denver	16
3.	WR DeSean Jackson, Washington	15
3.	WR Demaryius Thomas, Denver	15
5.	WR Antonio Brown, Pittsburgh	14
6.	WR Mike Evans, Tampa Bay	13

2014 NFL HIGHEST RECEIVING AVG. (Min. 60 Rec.)

Rank	Player, Team	Rec. Avg.
1.	WR T.Y. Hilton, Indianapolis	16.4
2.	WR DeAndre Hopkins, Houston	15.9
3.	WR Jeremy Maclin, Philadelphia	15.5
4.	WR Jordy Nelson, Green Bay	15.5
5.	WR Mike Evans, Tampa Bay	15.5

DOMINANT DAVID

Since entering the NFL in 2012, Lavonte David has shown himself to be one of the top linebackers in the league, earning All-Rookie honors from nearly every publication his first season, then following up with an All-Pro year in 2013 and a Pro Bowl selection in 2015.

In his fifth season, David has already set some impressive marks around the NFL.

DAVID SINCE ENTERING THE LEAGUE

In each of his first four seasons, David has increased his tackle total, going from 139 as a rookie, 144 in his second year, 146 in his third season and 147 in 2015.

Over the past five seasons, he has made the second-most tackles in the NFL, while tallying the most solo tackles during that span.

2012-16 NFL TACKLE LEADERS

Rank	Player (Current Team)	Tackles
1.	LB Luke Kuechly (CAR)	671
2.	LB Lavonte David (TB)	620
3.	LB D'Qwell Jackson (IND)	606
4.	LB Paul Posluszny (JAC)	577
5.	LB Bobby Wagner (SEA)	564

2012-16 NFL SOLO TACKLE LEADERS

Rank	Player (Current Team)	Solo Tackles
1.	LB Lavonte David (TB)	439
2.	LB Paul Posluszny (JAC)	432
3.	LB Luke Kuechly (CAR)	427
4.	S Reshad Jones (MIA)	364
5.	LB Lawrence Timmons (PIT)	364

Since 2012, David has the second-most run stuffs of any player in football.

2012-16 STUFFS LEADERS

Rank	Player (Current Team)	Stuffs
1.	DE J.J. Watt (HOU)	67.5
2.	LB Lavonte David (TB)	53.0
3.	DE Michael Bennett (SEA)	40.5
4.	DE Calais Campbell (ARI)	38.0
5.	DT Ndamukong Suh (MIA)	37.0

David has also been one of the leaders in tackles for loss over the last five seasons. His 78 TFLs during that stretch rank him second in the NFL, and he is one of only two players in the league to post three consecutive seasons (2012-14) with at least 15 tackles for loss (also J.J. Watt, 2012-15).

2012-16 NFL TACKLE FOR LOSS LEADERS

Rank	Player (Current Team)	TFL
1.	DE J.J. Watt (HOU)	120
2.	LB Lavonte David (TB)	78
3.	LB Von Miller (DEN)	69
3.	DT Ndamukong Suh (MIA)	69
5.	DE Michael Bennett (SEA)	66
6.	DE Calais Campbell (ARI)	65
6.	LB Ryan Kerrigan (WAS)	65
8.	LB Clay Matthews (GB)	57
9.	LB Justin Houston (KC)	56
9.	DE Mario Williams (MIA)	56


David has shown his ability to help not only stop the run, but to defend the pass. Since entering the NFL in 2012, David is second in the league in interceptions by a linebacker and has the third-most passes defended during that span.

2012-16 NFL INTERCEPTIONS - (Linebackers)

Rank	Player (Team)	INT
1.	Luke Kuechly (CAR)	12
2.	Lavonte David (TB)	9
2.	Thomas Davis (CAR)	9
2.	Paul Posluszny (JAC)	9
5.	Karlos Dansby (CIN)	8
5.	DeAndre Levy (DET)	8

2012-16 NFL PASSES DEFENSED - (Linebackers)

Rank	Player (Team)	PD
1.	Luke Kuechly (CAR)	40
2.	Karlos Dansby (CIN)	39
3.	Lavonte David (TB)	33
4.	Mark Barron (LA)	32
5.	Daryl Smith (TB)	30



DOMINANT DAVID

HISTORICAL PERFORMANCE

In his first four seasons, David has totaled 534 tackles, 12.0 sacks and nine interceptions. He is the only player in the NFL during the last four years to total at least 500 tackles, 10.0 sacks and five interceptions. The start to his career compares with several of his most notable peers, as well as Hall of Famers.

NOTABLE LINEBACKERS - FIRST FOUR SEASONS

Player	Years	Tkls	Sacks	INT	FF
Patrick Willis	2007-10	692	17.0	5	12
Luke Kuechly*	2012-15	591	7.0	11	3
Ray Lewis*	1996-99	582	13.0	7	2
Lavonte David	2012-15	576	13.0	9	8
Zach Thomas	1996-99	552	5.5	8	7
Derrick Brooks*^	1995-98	515	2.5	4	6
Brian Urlacher	2000-03	507	21.0	6	4
Junior Seau^	1990-92	445	12.5	4	2
Lance Briggs	2003-05	445	3.5	6	7

*Won NFL Defensive Player of the Year in span.

^Selected to Pro Football Hall of Fame.

In 2013, David put together a historical season, one that ranked alongside some of the best linebackers in NFL history.

NOTABLE LINEBACKER SEASONS SINCE 1982

Player	Year	Tkls	Sacks	INT
Ray Lewis*^	2003	163	1.5	6
Luke Kuechly*^	2013	156	2.0	4
Lavonte David^	2013	144	7.0	5
Junior Seau^	1996	138	7.0	2
Ray Lewis*^	2000	136	3.0	2
Brian Urlacher*^	2005	122	6.0	0
Hardy Nickerson^	1996	120	3.0	2
Derrick Brooks*^	2002	118	1.0	5
Patrick Willis^	2009	114	4.0	3
Mike Singletary*^	1985	113	3.0	1
Lance Briggs^	2005	107	2.0	2
Thomas Davis^	2015	105	5.5	4

*Won NFL Defensive Player of the Year.

^Named to an All-Pro team following the season.

David joined former All-Pro S Dave Duerson (1986) as the only two players since 1982 to record at least 7.0 sacks and five interceptions in the same season. David is the only linebacker to ever do so.

PASS RUSH SPECIALIST

In 2013, Lavonte David showed off a pass-rushing ability not usually seen from linebackers in a 4-3 defense, finishing the season with 7.0 sacks, tied for the third-most

David's 7.0 sacks in 2013 are tied for the third-most by a linebacker in team history

MOST SACKS BY A LINEBACKER - SINGLE SEASON (Team History)

Player	Year	Sacks
1. Broderick Thomas	1991	11
2. Broderick Thomas	1990	7.5
3. Lavonte David	2013	7.0
3. Lonnie Marts	1996	7.0
5. Chris Washington	1987	6.5

For his career, David has totaled 14.0 sacks, tied for the fourth-most by a linebacker in team history.

MOST SACKS BY A LB - Team History

Rank	Player	Sacks
1.	Broderick Thomas, 1989-93	26.5
2.	Chris Washington, 1984-88	17.5
3.	Lavonte David, 2012-Pres.	14.0
4.	Derrick Brooks, 1995-2008	13.5
5.	Shelton Quarles, 1997-2006	13.0

DOMINANT DAVID

IN COVERAGE

David finished 2013 with five interceptions, tied for the most ever by a Buccaneers linebacker in a single season.

MOST INTERCEPTIONS IN A SINGLE SEASON (Linebackers - Team History)

Player	Year	INT
1. Derrick Brooks	2002	5
1. Lavonte David	2013	5
1. Cecil Johnson	1981	5
4. Derrick Brooks	1999	4
4. Jamie Duncan	1977	4
4. Richard Wood	1984	4

Against Buffalo (12/8/13), David recorded two interceptions, becoming the first Buccaneer to record multiple interceptions in the same game since CB Aqib Talib in 2010 (2 at ARI, 10/31/10) and the first Buccaneers linebacker to record multiple interceptions in the same game since Derrick Brooks (2 vs. CHI, 10/24/99). David is one of only six Buccaneers linebackers ever to record multiple interceptions in the same game. He did so again against Philadelphia (11/22/15), becoming the first linebacker in team history with more than one multi-interception game.

MULTIPLE INTERCEPTIONS IN A SINGLE GAME (Linebackers - Team History)

Player	Opponent-Date	INT
Derrick Brooks	vs. CHI-10/24/99	2
Lavonte David	vs. BUF-12/8/13	2
Lavonte David	at PHI-11/22/15	2
Cecil Johnson	vs. DET-10/4/81	2
Dave Lewis	vs. CHI-10/22/78	2
Broderick Thomas	at NO-11/1/92	2
Richard Wood	at NO-12/11/77	2

David has nine career interceptions, tied for the third-most by a linebacker in team history.

MOST INTERCEPTIONS BY A LB - Team History

Rank	Player	INT
1.	Derrick Brooks, 1995-2008	25
2.	Dave Lewis, 1977-81	10
3.	Lavonte David, 2012-Pres.	9
3.	Cecil Johnson, 1977-85	9
3.	Richard Wood, 1976-84	9

DAVID & BROOKS

David has drawn comparisons to former Buccaneers' great LB Derrick Brooks. An 11-time Pro Bowler and nine-time All-Pro, Brooks is one of the most decorated players in Tampa Bay history, even earning NFL Defensive Player of the Year in 2002. Through their first 70 games played, David compares favorably to the Hall of Famer.


D. BROOKS & L. DAVID (First 70 Games Played)

Player	Tackles	Sacks	Stuffs	INT	PD	FF	FR
David	620	14.0	53.0	9	33	10	4
Brooks	567	2.5	31.0	6	39	6	1

In 2013 David earned a first-team All-Pro selection, joining Brooks and Hardy Nickerson as the only linebackers in franchise history to earn that distinction.

MOST FIRST-TEAM ALL-PRO SELECTIONS - LINEBACKERS (Team History)

Player	Selections	Years
Derrick Brooks	5	1999-2000, 2002, 2004-05
Hardy Nickerson	2	1993, 1997
Lavonte David	1	2013



MCCOY IN 2015

Gerald McCoy had 8.5 sacks in 2015, tied for the 16th-most in the league and the fourth-most by a defensive tackle in the NFL.

2015 NFL SACK LEADERS - DEFENSIVE TACKLES

Rank	Player	Sacks
1.	DT Geno Atkins (CIN)	11.0
1.	DT Aaron Donald (LA)	11.0
1.	DT Kawann Short (CAR)	11.0
4.	DT Gerald McCoy (TB)	8.5
5.	DT Jurrell Casey (TEN)	7.0

MCCOY SINCE 2013

Since 2013, McCoy has the most sacks by any defensive tackle in the NFL.

NFL SACK LEADERS - DEFENSIVE TACKLES (2013-16)

Rank	Player	Sacks
1.	Gerald McCoy (TB)	30.5
2.	Jurrell Casey (TEN)	25.5
3.	Aaron Donald (LA)	25.0
4.	Ndamukong Suh (MIA)	24.5
5.	Geno Atkins (CIN)	23.5

More than just a pass-rusher, McCoy has shown his ability at stopping the run. His 48 tackles for loss are the fourth-most by a defensive tackle since 2012.

NFL TFL LEADERS - DEFENSIVE TACKLES (2012-16)

Rank	Player	TFL
1.	Ndamukong Suh (MIA)	69
2.	Geno Atkins (CIN)	55
3.	Aaron Donald (LA)	52
4.	Gerald McCoy (TB)	48
5.	Jurrell Casey (TEN)	45

MCCOY IN TEAM HISTORY

McCoy's 9.5 sacks in 2013 are tied for the fifth-most in a single season by a defensive tackle. He is only the third defensive tackle in Buccaneers history to top 9.0 sacks in a single season (Warren Sapp, Santana Dotson)

MOST SACKS, SINGLE SEASON - DEFENSIVE TACKLES (Team History)

Rank	Player	Year	Sacks
1.	Warren Sapp	2000	16.5
2.	Warren Sapp	1999	12.5
3.	Warren Sapp	1997	10.5
4.	Santana Dotson	1992	10.0
5.	David Logan	1983	9.5
5.	Gerald McCoy	2013	9.5

For his career, McCoy has 39.5 sacks, the third-most by a defensive tackle in team history and tied for the fifth-most in franchise history.

MOST SACKS - DEFENSIVE TACKLE (Team History)

Rank	Player	Sacks
1.	Warren Sapp, 1995-2003	77.0
2.	Gerald McCoy, 2010-Pres.	39.5
3.	David Logan, 1979-86*	39.0
4.	Brad Culpepper, 1994-99	33.0
5.	Santana Dotson, 1992-95	23.0

* Sacks were not an official stat until 1982. Logan is credited with 28.5 by Stats, Inc.

MOST SACKS - TEAM HISTORY

Rank	Player	Sacks
1.	Lee Roy Selmon, 1976-84*	78.5
2.	Warren Sapp, 1995-2003	77.0
3.	Simeon Rice, 2001-06	69.5
4.	Gerald McCoy, 2010-Pres.	39.5
5.	David Logan, 1979-86*	39.0
6.	Chidi Ahanotu, 1993-00, 2004	34.5
7.	Brad Culpepper, 1994-99	33.0
8.	Ronde Barber, 1997-2012	28.0
9.	Broderick Thomas, 1989-93	26.5
10.	Greg Spires, 2002-07	26.0

* Sacks were not an official stat until 1982. Selmon is credited with 23.0 & Logan is credited with 28.5 by Stats, Inc.

ALEXANDER THE GREAT

Buccaneers General Manager Jason Licht spent 12 of his first 13 draft picks with Tampa Bay on offense. But in a case of quality over quantity, Licht's first (and only) selection on the defensive side of the ball came in the fourth round of the 2015 NFL Draft, with the Buccaneers selecting LB Kwon Alexander out of LSU. Alexander immediately took over as the starter at middle linebacker and has made his presence known and earned PFWA All-Rookie honors.

ALEXANDER VS. ROOKIE DEFENDERS

In 2015, Alexander made plays all over the field, totaling 93 tackles, five tackles for loss, nine passes defended, two interceptions (15 return yards), 3.0 sacks, two forced fumble and one fumble recovery.

2015 NFL NOTABLE ROOKIE DEFENDERS (Sorted by Total Tackles)

Player	Tkl.	Sacks	PD	INT	FF	FR
1. LB Stephone Anthony (NO)	112	1.0	5	1	2	1
2. S Landon Collins (NYG)	108	0.0	9	1	0	0
3. LB Kwon Alexander (TB)	93	3.0	9	2	2	1
4. LB Eric Kendricks (MIN)	92	4.0	1	0	0	0
5. CB Ronald Darby (BUF)	68	0.0	21	2	0	0
6. S Adrian Amos (CHI)	67	1.0	2	0	0	0
6. LB Denzel Perryman (SD)	67	2.0	0	0	1	0
8. CB Byron Jones (DAL)	65	0.0	8	0	0	0
9. S Jaquiski Tartt (SF)	64	2.0	3	1	1	0
10. DE Leonard Williams (NYJ)	63	3.0	0	0	0	0
11. CB Marcus Peters (KC)	60	0.0	26	8	1	0
12. LB Benardrick McKinney (HOU)	58	1.0	0	0	0	0
13. S Kysheon Jarrett (WAS)	57	0.0	4	0	1	0
13. CB Damarious Randall (GB)	56	0.0	14	3	0	0
15. CB Kevin Johnson (HOU)	52	0.0	9	1	0	0
16. LB Hau'oli Kikaha (NO)	50	4.0	2	0	4	1
17. LB Jordan Hicks (PHI)	49	1.0	3	2	1	3

Alexander was one of three players in the NFL with at least 90 tackles, five passes defended, 3.0 sacks, two interceptions, two forced fumble and one fumble recovery (also Lavonte David & Thomas Davis).

ALEXANDER IN BUCCANEERS HISTORY

While Alexander has proven himself an adept tackler, ranking second on the team, he has made his biggest contributions to the team by forcing turnovers. Despite playing only 12 games as a rookie, he created three takeaways (two interceptions, one fumble recovery).

Alexander's two interceptions are tied for the eighth-most by a rookie in team history and are tied for the most ever by a Buccaneers rookie linebacker (also Hugh Green and Dave Lewis).

MOST INTERCEPTIONS, ROOKIES – Team History

Rank	Player, Years	INTs
1.	CB Donnie Abraham, 1996	5
2.	DB David Greenwood, 1985	5
3.	CB Johnthan Banks, 2013	3
3.	S Tony Covington, 1991	3
3.	CB Leonard Johnson, 2012	3
3.	DB Vito McKeever, 1986	3
3.	DB Paul Tripoli, 1987	3
8.	LB Kwon Alexander, 2015	2
8.	LB Hugh Green, 1981	2
8.	S Cody Grimm, 2010	2
8.	S Odie Harris, 1988	2
8.	DB Ray Isom, 1987	2
8.	S Tanard Jackson, 2007	2
8.	S Curtis Jordan, 1976	2
8.	LB Dave Lewis, 1977-78	2

Alexander tied with former linebackers Keith Browner (2.0 in 1984) and Mason Foster (2.0 in 2011) for the second-most sacks by a rookie linebacker in team history. Alexander joins former S David Greenwood as the only rookies in team history to have at least 2.0 sacks and two interceptions in their first season.

STRENGTH OF THE SOUTH

Over the previous 14 seasons, one could argue that the toughest division in the NFL is the NFC South. Since realignment in 2002, the NFC South is one of only four divisions in the NFL to have every team earn a division championship, and is the only division to have each of its teams make a conference championship appearance. The NFC East, NFC West and AFC West are the only other divisions to have all four teams earn a division championship since realignment.

The NFC South has also been represented eight times in a conference championship game, tied for the best in the NFC and tied for the second-most in the NFL. The NFC South is also tied for the second-most appearances in the Super Bowl (4), the second-most by any NFC division. It is also tied for the most different teams to the Super Bowl of any division, sending three different teams (Tampa Bay, Carolina, New Orleans), a feat that only the NFC West has matched (Arizona, San Francisco and Seattle).

SUPER BOWL APPEARANCES & WINS SINCE 2002

Division	Appearances	Wins
AFC East	5	3
NFC West	5	1
AFC North	4	3
NFC South	4	2
NFC East	3	2
AFC South	2	1
NFC North	2	1
AFC West	3	1

CONFERENCE CHAMPIONSHIP GAME APPEARANCES SINCE 2002

Division	Number
AFC East	11
NFC South	8
NFC West	8
AFC North	7
NFC East	6
NFC North	6
AFC South	5
AFC West	5

The NFC South is also the only division to have more than one team win a Super Bowl (Tampa Bay, New Orleans), since 2002. The NFC South has had a very even split of division champions, with three of the four teams winning three times each and the Panthers having captured five division titles.

NFC SOUTH DIVISION TITLES SINCE 2002

Team	Number
Carolina	5
Tampa Bay	3
Atlanta	3
New Orleans	3

In 2010, the NFC South recorded another impressive feat, as they were the only division to have three teams finish with a winning record, with three of the four teams finish with a double-digit win total (Atlanta – 13-3; New Orleans – 11-5; Tampa Bay – 10-6). It marked just the second time, dating back to realignment in 2002, that a division has had three teams with double-digit wins in the same season (also the AFC South in 2007). The feat was matched by the NFC North in 2012, the NFC West in 2013 and the AFC North in 2014.

In 2008, the NFC South again showed its overall strength, as it finished as one of only three divisions in the League to have three of its four teams with a record of 9-7 or better (also AFC East and NFC East) and is one of two divisions to have all of its teams at 8-8 or better (also NFC East). The NFC South also finished with a remarkable 27-5 overall home record in 2008, the best combined home winning percentage by a division in NFL history (.844), with the next best division last season, the NFC East, holding an 23-9 record at home. The South was also a near-perfect 11-1 at home when facing other South division opponents in 2008. The Bucs contributed significantly to that mark, as they finished 6-2 at home, winning their first six games at Raymond James Stadium in 2008.

BEST COMBINED HOME RECORD BY A DIVISION IN NFL HISTORY

Year	Division	Record	Pct.
2008	NFC South	27-5	.844
2003	NFC West	26-6	.813
1988	AFC Central	25-7	.781
1971	AFC West	20-6-2	.769*
1988	AFC East	30-9-1	.763
1976	AFC Central	21-7	.750
1995	NFC Central	30-10	.750
2013	NFC West	24-8	.750

*Prior to 1972, tie games were not counted in winning percentage.

BUCCANEERS DEBUT VIDEO BOARDS & HALL OF FAME CLUBS



On Friday, August 26, the Tampa Bay Buccaneers played their first home game of the 2016 preseason against the Cleveland Browns, offering Buccaneers fans their first opportunity to see the team's all-new video boards and sound system, as well as the team's premium seating Hall of Fame Club. These upgrades are just part one of the comprehensive renovations scheduled for Raymond James Stadium.

Two new main video displays, one towering over each end zone, measure 60 feet high by 160 feet wide for 9,600 square feet each. Four tower displays have also been installed, one in each corner of the stadium, and measure approximately 61 feet high by 43 feet wide for 2,304 square feet each. The total display area of 28,416 square feet is third largest in the NFL.

FACTS & FIGURES

- End zone displays: **60 feet high by 160 feet wide** - a total of **9,600 square feet**
- Tower displays: **61 high by 43 feet wide** - a total of **2,304 square feet**
- Total display size: **28,416 square feet-third-largest in NFL**
- Sound system: **distributed audio throughout the stadium**

These displays' excellent image clarity and contrast, sun-cutting brightness, and industry-leading environmental protection will keep them operating as expected in the harsh coastal elements. They are capable of variable content zoning which allows them each to show one large image or to show multiple windows with any variety of live video, instant replays, up-to-the-minute statistics, game information, graphics, animations and sponsorship messages.

This installation also features four additional scoreboard displays – two above each main display – measuring approximately 7 feet high by 45 feet wide. Two ribbon displays, one on each sideline's seating fascia, each measure 6 feet high by 680 feet long. All six displays feature 15HD pixel layouts and provide the ability to supplement content on the main displays as well as highlight sponsors throughout events.

The team also be debuted the Hall of Fame Clubs – an all-new, premium seating concept featuring all-inclusive food and drink options, air-conditioned comfort and one of the best views of the action on the field. The new clubs – which are located on the suite level of Raymond James Stadium – will be limited to 240 seats and feature expansive, 9,500 square-foot, open-floor designs, including prime food and drink options as well as a full liquor bar for purchase.

Membership in the Hall of Fame Clubs provide VIP access to all Raymond James Stadium events including all Buccaneers home games, USF home football games, the Outback Bowl, Monster Jam, concerts and other special events included in one price. Members will also have the option to purchase their seats for the 2017 College Football National Championship Game.



TREASURE CHESTS 5K RUN/WALK & CORPORATE CHALLENGE



On Saturday, October 29, the Tampa Bay Buccaneers hosted the fourth annual Treasure Chests 5K Run/Walk & Corporate Challenge around the grounds of Raymond James Stadium, kicking off the Buccaneers' involvement in the NFL-wide Breast Cancer Awareness activities. With over 4,000 registered for the race, this year's Male Overall Winner, Steven Wilcox, finished with a time of 17:21, and the event's Female Overall Winner, Jacki Wachtel, completed the race in 18:04.

Including today's donation, the Buccaneers have distributed more than \$140,000 over the past four years towards breast cancer awareness and patient services, benefitting the American Cancer Society, Florida Cancer Specialists Foundation, the Florida Hospital Foundation, and Moffitt Cancer Center.



Below are the results of the top overall finishers in each major category of Saturday morning's race:

Name	Time	Category
Steven Wilcox	17:21	Male
Jacki Wachtel	18:04	Female
Jens Ellermann	18:32	Masters Male
Debra Donald	22:27	Masters Female
Roger Scott	19:09	Grand Masters Male
Jennifer Hopkins-Flory	23:12	Grand Masters Female

The Treasure Chests 5K Run/Walk and Corporate Challenge began and ended on Tom McEwen Boulevard just south of Raymond James Stadium. The top overall finishers in the Male, Female, Masters Male, Masters Female, Grand Masters Male and Grand Masters Female categories will serve as the Buccaneers' honorary Guests of the Game before kickoff versus the Oakland Raiders on Sunday. First, second, and third place male and female winners for each age category also received medals.

Participation in the event also included a ticket to Sunday's game between the Buccaneers and the Raiders, an athletic t-shirt, chipped race bib, and donation to breast cancer research and patient services. In addition, the first 500 to register were invited to be part of Sunday's halftime experience on the field, alongside the Buccaneers Cheerleaders.

The morning began with special welcoming remarks from Glazer Family Foundation Co-President Darcie Glazer Kassewitz in front of the thousands of runners who woke up early to take part in the event.

"Breast cancer is the most commonly-diagnosed cancer in women – almost 250,000 women this year alone will be diagnosed," said Glazer Kassewitz. "The Buccaneers and my family are dedicated to bringing attention to this cause, and you can see how important it is to the Tampa Bay community. This morning is yet another example of our fans' commitment to making a difference."



To help kick off the race, Buccaneers wide receiver Louis Murphy served as the honorary starter. Murphy, a native of St. Petersburg, lost his mother, Filomena Murphy, to Metastatic Breast Cancer in 2008. He honors her legacy with his own charitable efforts, and is passionate about supporting the fight against breast cancer and bringing awareness to the cause.

"I know my mom is here, smiling down today," said Murphy. "She would be trying to win the race. To see the women who are out here fighting it – everyone is encouraging each other – this is an awesome spectacle. Sometimes you don't realize how many people this disease affects, and to see our community out here spreading awareness, it's great to be a part of."

Tervis and Coca-Cola were treasurechests5k.

SALUTE TO SERVICE

Every year, the NFL and the NFL Players Association come together in honor of Veterans Day to celebrate and recognize members of the military as part of the league's Salute to Service. The league's military appreciation efforts, which extend throughout the year, culminate in November with NFL Salute to Service games and other special events honoring veterans, active-duty service members and their families.

Since 2011, nearly \$10 million has been raised through Salute to Service to support the league's military appreciation non-profit partners, USO, Pat Tillman Foundation and Wounded Warrior Project. In honor of the men and women who serve our country, the NFL will again donate \$1,000 for every point scored during the NFL's 32 Salute to Service games to the partners.

The NFL donates 100 percent of proceeds from the sale of Salute to Service merchandise at retail and on NFL Auction to its military non-profit partners. The NFL does not profit from the sale or auction of Salute to Service merchandise.

In addition, the NFL and USAA, the NFL's Official Military Appreciation Sponsor, are continuing their annual Salute to Service Award, which recognizes NFL players, alumni, coaches, owners, and front office staff who demonstrate an exemplary commitment to honoring and supporting the military community. Tampa Bay Buccaneers wide receiver VINCENT JACKSON received the award last year. Jackson will serve on the award panel and vote to select the 2016 Salute to Service Award winner. The 2016 Salute to Service Award nominees will be recognized later this month. The finalists will be announced in January, and the winner will be recognized at NFL Honors in Houston on FOX on Saturday, Feb. 4, the night before Super Bowl LI.



Throughout November, teams will designate one home game to honor the military. Beginning this Sunday and continuing throughout the month, NFL Salute to Service games will feature:

- Players wearing helmet decals honoring military branches including Army, Marines, Navy, Air Force, Coast Guard and National Guard, as well as the NFL Salute to Service ribbon;
- Salute to Service ribbon footballs;
- Salute to Service Nike, Adidas and Under Armour gloves;
- Camouflage goal post wraps and pylons with camouflage ribbon decals;
- Wall banners and the words NFL Salute to Service written in the back of the end zone;
- Camouflage equipment for players including quarterback towels, captain's patches, camouflage Gatorade towels, New Era caps and knits; and Nike apparel products;
- New Era camouflage hats for coaches and sideline personnel;
- Camouflage metal lapel pins for coaches and team executives; and
- Salute to Service coins for the coin toss.

Game-worn Salute to Service merchandise and footballs will be auctioned at NFL.com/Auction. Special camouflage merchandise will be available at NFLShop.com and in select stadium retail stores, with 100 percent of the NFL's proceeds donated to the league's military non-profit partners. The NFL does not profit from the sale or auction of Salute to Service merchandise. For more information, visit nfl.com/salute.



The Tampa Bay Buccaneers, in partnership with USAA, the Buccaneers' Official Military Appreciation Sponsor, will host their STS game on Nov. 13. During pregame, the Buccaneers will pay tribute to a particular serviceman or woman from one of the five major military branches as the "Hero of the Game". During the game, the Buccaneers will host and honor the H Norman Schwarzkopf Military Family of the Year award winners in the "Salute to Service Suite", and Buccaneers players will provide hundreds of tickets to military members through the "Front Row Fans" program. On Nov. 8, Buccaneers players, cheerleaders and the team mascot will visit MacDill Air Force Base in Tampa, FL to learn about what military members do on a day-to-day basis, as well as surprise different groups on-base.

2016 TAMPA BAY BUCCANEERS UNOFFICIAL DEPTH CHART

(Based off of last game - Subject to change)

OFFENSE

WR	10 Cecil Shorts III	11 Adam Humphries	16 Freddie Martino
TE	84 Cameron Brate	<u>45 Alan Cross</u>	
LT	76 Donovan Smith	<u>66 Leonard Wester</u>	
LG	64 Kevin Pamphile	62 Evan Smith	
C	68 Joe Hawley	62 Evan Smith	
RG	74 Ali Marpet	<u>77 Caleb Benenoch</u>	
RT	69 Demar Dotson	78 Gosder Cherilus	
WR	13 Mike Evans	89 Russell Shepard	
TE	88 Luke Stocker	82 Brandon Myers	
QB	3 Jameis Winston	8 Mike Glennon	4 Ryan Griffin
RB	22 Doug Martin	32 Jacquizz Rodgers	<u>43 Peyton Barber</u>
		25 Mike James	<u>44 Russell Hansbrough</u>

DEFENSE

DE	91 Robert Ayers Jr.	<u>57 Noah Spence</u>	
DT	93 Gerald McCoy	67 John Hughes III	
DT	98 Clinton McDonald	97 Akeem Spence	
DE	92 William Gholston	<u>75 DeVonte Lambert</u>	<u>71 Channing Ward</u>
SLB	51 Daryl Smith	52 Cameron Lynch	
MLB	58 Kwon Alexander		
WLB	54 Lavonte David	53 Adarius Glanton	
CB	<u>28 Vernon Hargreaves III</u>	21 Alterraun Verner	26 Josh Robinson
CB	24 Brent Grimes	38 Jude Adjei-Barimah	
S	23 Chris Conte	37 Keith Tandy	
S	30 Bradley McDougald	<u>29 Ryan Smith</u>	

SPECIALISTS

P	9 Bryan Anger		
PK	<u>19 Roberto Aguayo</u>		
KO	<u>19 Roberto Aguayo</u>	9 Bryan Anger	
H	9 Bryan Anger	8 Mike Glennon	
LS	48 Andrew DePaola		
PR	11 Adam Humphries		
KR	<u>29 Ryan Smith</u>	11 Adam Humphries	10 Cecil Shorts III

Rookies Underlined

() Denotes Injury

2016 TAMPA BAY BUCCANEERS PRONUNCIATION GUIDE

PLAYERS

Jude Adjei-Barimah	EYE-JAY Buh-REE-muh
Robert Aguayo	uh-GWHY-oh
Caleb Benenoch	ben-en-KNOCK
Gosder Cherilus	GOZ-der SHARE-uh-luss
Chris Conte	con-tee
Lavonte David	luh-VON-tay
Andrew DePaola	duh-paw-luh
William Gholston	GOAL-ston
Adarius Glanton	Uh-Dare-E-Us
Ali Marpet	Alley Mar-PET
Bradley McDougald	Mc-DOO-guld

Kevin Pamphile	PAM-feel
Jacquizz Rodgers	JAH-quiz
Alterraun Verner	AL-ter-on

COACHES

Mike Bajakian	buh-JAKE-ian
Dave Borgonzi	bore-GON-zee
Nate Kaczor	Kat-sir
Dirk Koetter	Cutter
Todd Monken	Munk-in
Andrew Weidinger	why-ding-er

2016 TAMPA BAY BUCCANEERS NUMERICAL ROSTER

(as of 11/7/16)

No.	Name	Pos.	Ht.	Wt.	Age	NFL Exp.	College	Hometown	How Acq.
3	Jameis Winston	QB	6-4	231	22	2	Florida State	Bessemer, AL	D1-'15
4	Ryan Griffin	QB	6-5	210	26	3	Tulane	Westlake Village, CA	W (NO)-'15
8	Mike Glennon	QB	6-6	225	26	4	North Carolina State	Centreville, VA	D3-'13
9	Bryan Anger	P	6-3	205	28	5	California	Camarillo, CA	UFA (JAC)-'16
10	Cecil Shorts III	WR	6-0	202	28	6	Mount Union	Cleveland, OH	FA-'16
11	Adam Humphries	WR	5-11	195	23	2	Clemson	Spartanburg, SC	FA-'15
13	Mike Evans	WR	6-5	231	23	3	Texas A&M	Galveston, TX	D1-'14
16	Freddie Martino	WR	6-0	195	25	1	North Greenville	North, SC	FA-'16
19	Roberto Aguayo	K	6-0	207	22	R	Florida State	Mascotte, FL	D2b-'16
21	Alterraun Verner	CB	5-10	187	27	7	UCLA	Lakewood, CA	UFA (TEN)-'14
22	Doug Martin	RB	5-9	223	27	5	Boise State	Oakland, CA	D1b-'12
23	Chris Conte	S	6-2	203	27	6	California	Los Angeles, CA	UFA (CHI)-'15
24	Brent Grimes	CB	5-10	185	33	10	Shippensburg	Philadelphia, PA	FA-'16
25	Mike James	RB	5-10	223	25	4	Miami (FL)	Haines City, FL	FA-'16
26	Josh Robinson	CB	5-10	200	25	5	UCF	Sunrise, FL	UFA (MIN)-'16
28	Vernon Hargreaves III	CB	5-10	204	21	R	Florida	Tampa, FL	D1-'16
29	Ryan Smith	S	5-11	189	23	R	North Carolina Central	Upper Marlboro, MD	D4-'16
30	Bradley McDougald	S	6-1	209	25	4	Kansas	Dublin, OH	W (KC)-'13
32	Jacquizz Rodgers	RB	5-6	205	26	6	Oregon State	Richmond, TX	FA-'16
37	Keith Tandy	S	5-10	205	27	5	West Virginia	Hopkinsville, KY	D6-'12
38	Jude Adjei-Barimah	CB	5-11	200	24	2	Bowling Green	Columbus, OH	FA-'15
43	Peyton Barber	RB	5-11	225	22	R	Auburn	Alpharetta, GA	FA-'16
44	Russell Hansbrough	RB	5-9	195	22	R	Missouri	Arlington, TX	FA-'16
45	Alan Cross	TE	6-1	235	23	R	Memphis	Millington, TN	FA-'16
48	Andrew DePaola	LS	6-2	230	29	3	Rutgers	Parkton, MD	FA-'14
51	Daryl Smith	LB	6-2	250	34	13	Georgia Tech	Albany, GA	FA-'16
52	Cameron Lynch	LB	6-0	229	23	2	Syracuse	Lawrenceville, GA	FA-'16
53	Adarius Glanton	LB	6-1	230	26	3	Florida Atlantic	Lakeland, FL	FA-'15
54	Lavonte David	LB	6-1	233	26	5	Nebraska	Miami, FL	D2-'12
57	Noah Spence	DE	6-2	251	22	R	Eastern Kentucky	Harrisburg, PA	D2a-'16
58	Kwon Alexander	LB	6-1	227	22	2	LSU	Oxford, AL	D4-'15
62	Evan Smith	OL	6-2	308	30	7	Idaho State	Salinas, CA	UFA (GB)-'14
64	Kevin Pampfile	G	6-5	315	25	3	Purdue	Miami, FL	D5b-'14
66	Leonard Wester	T	6-6	305	23	R	Missouri Western	Mt. Union, IA	FA-'16
67	John Hughes III	DT	6-2	320	27	5	Cincinnati	Gahanna, OH	FA-'16
68	Joe Hawley	C	6-3	302	28	7	UNLV	Bakersfield, CA	FA-'15
69	Demar Dotson	T	6-9	315	31	8	Southern Miss	Alexandria, LA	FA-'09
71	Channing Ward	DE	6-4	279	24	R	Mississippi	Aberdeen, MS	FA-'16
74	Ali Marpet	G	6-4	307	23	2	Hobart	Hastings-on-Hudson, NY	D2b-'15
75	DaVonte Lambert	DL	6-2	282	22	R	Auburn	Keysville, GA	FA-'16
76	Donovan Smith	T	6-6	338	23	2	Penn State	Owings Mills, MD	D2a-'15
77	Caleb Benenoch	OL	6-5	305	22	R	UCLA	Katy, TX	D5-'16
78	Gosder Cherilus	T	6-7	316	32	9	Boston College	Somerville, MA	FA-'15
82	Brandon Myers	TE	6-3	256	31	8	Iowa	Prairie City, IA	UFA (NYG)-'14
84	Cameron Brate	TE	6-5	245	25	2	Harvard	Naperville, IL	FA-'15
88	Luke Stocker	TE	6-5	253	28	6	Tennessee	Berea, KY	D4-'11
89	Russell Shepard	WR	6-1	195	26	4	LSU	Houston, TX	W (PHI)-'13
91	Robert Ayers Jr.	DE	6-3	275	31	8	Tennessee	Jersey City, NJ	UFA (NYG)-'16
92	William Gholston	DL	6-6	281	25	4	Michigan State	Detroit, MI	D4b-'13
93	Gerald McCoy	DT	6-4	300	28	7	Oklahoma	Oklahoma City, OK	D1-'10
97	Akeem Spence	DT	6-1	307	24	4	Illinois	Fort Walton Beach, FL	D4a-'13
98	Clinton McDonald	DT	6-2	297	29	8	Memphis	Jacksonville, AR	UFA (SEA)-'14

PRACTICE SQUAD

No.	Name	Pos.	Ht.	Wt.	Age	NFL Exp.	College	HS Hometown	How Acq.
15	Josh Huff	WR	5-11	206	25	3	Oregon	Houston, TX	FA-'16
17	Donteea Dye Jr.	WR	5-10	195	23	2	Heidelberg	Fairfield, OH	FA-'15
25	Trae Elston	S	5-11	176	22	R	Mississippi	Birmingham, AL	FA-'16
35	Javien Elliott	CB	5-11	176	23	R	Florida State	Panama City, FL	FA-'16
39	Isaiah Johnson	S	6-0	209	24	R	South Carolina	Cary, NC	FA-'16
61	Josh Allen	OL	6-3	315	24	1	Louisiana-Monroe	Cedar Hill, TX	FA-'15
72	Ben Gottschalk	C	6-5	293	24	1	SMU	Sherman Oaks, CA	FA-'15
81	Tevin Westbrook	TE	6-5	257	23	1	Florida	Coconut Creek, FL	FA-'15
90	Rodney Coe	DT	6-3	305	23	R	Akron	Fulton, MS	FA-'16
96	Ryan Russell	DE	6-5	275	24	2	Purdue	Carrollton, TX	FA-'16

RESERVE/PHYSICALLY UNABLE TO PERFORM

No.	Name	Pos.	Ht.	Wt.	Age	NFL Exp.	College	HS Hometown	How Acq.
18	Louis Murphy	WR	6-2	200	29	8	Florida	St. Petersburg, FL	UFA (NYG)-'14
73	J.R. Sweezy	G	6-5	298	27	5	North Carolina State	Mooreville, NC	UFA (SEA)-'16

INJURED RESERVE

No.	Name	Pos.	Ht.	Wt.	Age	NFL Exp.	College	HS Hometown	How Acq.
34	Charles Sims III	RB	6-0	211	26	3	West Virginia	Houston, TX	D3-'14
36	Antone Smith	RB	5-9	192	31	7	Florida State	Pahokee, FL	FA-'16
56	Jacques Smith	DE	6-2	260	26	3	Missouri	Dallas, TX	W(BUF)-'14
59	Devante Bond	LB	6-1	236	23	R	Oklahoma	Sacramento, CA	D6a-'16
83	Vincent Jackson	WR	6-5	230	33	12	Northern Colorado	Colorado Springs, CO	UFA (SD)-'12
94	George Johnson	DE	6-4	265	28	5	Rutgers	Glassboro, NJ	T (DET)-'15
95	Howard Jones	DE	6-4	238	26	2	Shepherd	Woodbridge, VA	FA-'15

Head Coach: Dirk Koetter

Assistant Coaches: Nate Kaczor (special teams coordinator); Todd Monken (offensive coordinator/wide receivers); Mike Smith (defensive coordinator); Mike Bajakian (quarterbacks); Butch Barry (assistant offensive line); Dave Borgonzi (defensive quality control); Mark Duffner (linebackers); Jon Embree (tight ends); Jay Hayes (defensive line); Jon Hoke (secondary); Dave Kennedy (head strength and conditioning); Brett Maxie (defensive backs); Carlos Polk (assistant special teams); Tim Spencer (running backs); Paul Spicer (assistant defensive line); Ben Steele (offensive quality control); Joe Vaughn (assistant strength and conditioning); Chad Wade (assistant strength and conditioning); George Warhop (run game coordinator/offensive line); Andrew Weidinger (assistant wide receivers/game management)

2016 TAMPA BAY BUCCANEERS ALPHABETICAL ROSTER

(as of 11/7/16)

No.	Name	Pos.	Ht.	Wt.	Birthdate	NFL Exp.	College	Hometown	16 GP/GS
38	Adjei-Barimah, Jude	CB	5-11	200	7/21/1992	2	Bowling Green	Columbus, OH	8/1
19	Aguayo, Roberto	K	6-0	207	5/17/1994	R	Florida State	Mascotte, FL	8/0
58	Alexander, Kwon	LB	6-1	227	8/3/1994	2	LSU	Oxford, AL	8/8
9	Anger, Bryan	P	6-3	205	10/6/1988	5	California	Camarillo, CA	8/0
91	Ayers Jr., Robert	DE	6-3	275	9/6/1985	8	Tennessee	Jersey City, NJ	4/4
43	Barber, Peyton	RB	5-11	225	2/27/1994	R	Auburn	Alpharetta, GA	7/1
77	Benenoch, Caleb	OL	6-5	305	8/8/1994	R	UCLA	Katy, TX	0/0
84	Brate, Cameron	TE	6-5	245	7/3/1991	2	Harvard	Naperville, IL	8/4
78	Cherilus, Gosder	T	6-7	316	6/28/1984	9	Boston College	Somerville, MA	8/0
23	Conte, Chris	S	6-2	203	2/23/1989	6	California	Los Angeles, CA	8/8
45	Cross, Alan	TE	6-1	235	5/2/1993	R	Memphis	Millington, TN	6/0
54	David, Lavonte	LB	6-1	233	1/23/1990	5	Nebraska	Miami, FL	8/8
48	DePaola, Andrew	LS	6-2	230	7/28/1987	3	Rutgers	Parkton, MD	8/0
69	Dotson, Demar	T	6-9	315	10/11/1985	8	Southern Miss	Alexandria, LA	8/8
13	Evans, Mike	WR	6-5	231	8/21/1993	3	Texas A&M	Galveston, TX	8/8
92	Gholston, William	DL	6-6	281	7/31/1991	4	Michigan State	Detroit, MI	8/8
53	Glanton, Adarius	LB	6-1	230	9/21/1990	3	Florida Atlantic	Lakeland, FL	8/0
8	Glennon, Mike	QB	6-6	225	12/12/1989	4	North Carolina State	Centreville, VA	1/0
4	Griffin, Ryan	QB	6-5	210	11/17/1989	3	Tulane	Westlake Village, CA	0/0
24	Grimes, Brent	CB	5-10	185	7/19/1983	10	Shippensburg	Philadelphia, PA	8/8
44	Hansbrough, Russell	RB	5-9	195	11/19/1993	R	Missouri	Arlington, TX	1/0
28	Hargreaves III, Vernon	CB	5-10	204	6/3/1995	R	Florida	Tampa, FL	8/8
68	Hawley, Joe	C	6-3	302	10/22/1988	7	UNLV	Bakersfield, CA	8/8
67	Hughes III, John	DT	6-2	320	4/27/1989	5	Cincinnati	Gahanna, OH	4/0*
11	Humphries, Adam	WR	5-11	195	6/24/1993	2	Clemson	Spartanburg, SC	8/4
25	James, Mike	RB	5-10	223	4/13/1991	4	Miami (FL)	Haines City, FL	1/0
75	Lambert, DaVonte	DL	6-2	282	6/23/1994	R	Auburn	Keysville, GA	7/3
52	Lynch, Cameron	LB	6-0	229	8/4/1993	2	Syracuse	Lawrenceville, GA	4/0
74	Marpert, Ali	G	6-4	307	4/17/1993	2	Hobart	Hastings-on-Hudson, NY	8/8
22	Martin, Doug	RB	5-9	223	1/13/1989	5	Boise State	Oakland, CA	2/2
16	Martino, Freddie	WR	6-0	195	9/7/1991	1	North Greenville	North, SC	5/0
93	McCoy, Gerald	DT	6-4	300	2/25/1988	7	Oklahoma	Oklahoma City, OK	7/7
98	McDonald, Clinton	DT	6-2	297	1/6/1987	8	Memphis	Jacksonville, AR	4/4
30	McDougald, Bradley	S	6-1	209	11/15/1990	4	Kansas	Dublin, OH	8/8
82	Myers, Brandon	TE	6-3	256	9/4/1985	8	Iowa	Prairie City, IA	8/4
64	Pamphile, Kevin	G	6-5	310	11/27/1990	3	Purdue	Miami, FL	8/8
26	Robinson, Josh	CB	5-10	200	1/8/1991	5	UCF	Sunrise, FL	8/1
32	Rodgers, Jacquizz	RB	5-6	205	2/6/1990	6	Oregon State	Richmond, TX	6/3
89	Shepard, Russell	WR	6-1	195	9/17/1990	4	LSU	Houston, TX	7/0
10	Shorts III, Cecil	WR	6-0	202	12/22/1987	6	Mount Union	Cleveland, OH	5/2
51	Smith, Daryl	LB	6-2	250	3/14/1982	13	Georgia Tech	Albany, GA	8/5
76	Smith, Donovan	T	6-6	338	6/23/1993	2	Penn State	Owings Mills, MD	8/8
62	Smith, Evan	OL	6-2	308	7/19/1986	7	Idaho State	Salinas, CA	7/0
29	Smith, Ryan	S	5-11	189	9/7/1993	R	North Carolina Central	Upper Marlboro, MD	6/0
97	Spence, Akeem	DT	6-1	307	11/29/1991	4	Illinois	Fort Walton Beach, FL	8/4
57	Spence, Noah	DE	6-2	251	1/8/1994	R	Eastern Kentucky	Harrisburg, PA	8/1
88	Stocker, Luke	TE	6-5	253	7/17/1988	6	Tennessee	Berea, KY	5/5
37	Tandy, Keith	S	5-10	205	2/12/1989	5	West Virginia	Hopkinsville, KY	8/0
21	Verner, Alterraun	CB	5-10	187	12/13/1988	7	UCLA	Lakewood, CA	8/2
71	Ward, Channing	DE	6-4	279	9/17/1992	R	Mississippi	Aberdeen, MS	5/1
66	Wester, Leonard	T	6-6	305	1/3/1993	R	Missouri Western	Mt. Union, IA	0/0
3	Winston, Jameis	QB	6-4	231	1/6/1994	2	Florida State	Bessemer, AL	8/8

PRACTICE SQUAD

No.	Name	Pos.	Ht.	Wt.	Birthdate	NFL Exp.	College	HS Hometown	16 GP/GS
61	Allen, Josh	OL	6-3	315	12/30/1991	1	Louisiana-Monroe	Cedar Hill, TX	0/0
90	Coe, Rodney	DT	6-3	305	5/18/1993	R	Akron	Fulton, MS	0/0
17	Dye Jr., Donteea	WR	5-10	195	8/20/1993	2	Heidelberg	Fairfield, OH	0/0
35	Elliott, Javien	CB	5-11	176	7/18/1993	R	Florida State	Panama City, FL	0/0
25	Elston, Trae	S	5-11	176	2/16/1994	R	Mississippi	Birmingham, AL	0/0
15	Huff, Josh	WR	5-11	206	10/14/1991	3	Oregon	Houston, TX	7/2*
72	Gottschalk, Ben	C	6-5	293	2/15/1992	1	SMU	Sherman Oaks, CA	0/0
39	Johnson, Isaiah	S	6-0	209	10/14/1992	R	South Carolina	Cary, NC	0/0
96	Russell, Ryan	DE	6-5	275	1/17/1992	2	Purdue	Carrollton, TX	0/0
81	Westbrook, Tevin	TE	6-5	237	2/17/1993	1	Florida	Coconut Creek, FL	0/0

RESERVE/PHYSICALLY UNABLE TO PERFORM

No.	Name	Pos.	Ht.	Wt.	Birthdate	NFL Exp.	College	HS Hometown	16 GP/GS
18	Murphy, Louis	WR	6-2	200	5/11/1987	8	Florida	St. Petersburg, FL	0/0
73	Sweezy, J.R.	G	6-5	298	4/8/1989	5	North Carolina State	Mooreville, NC	0/0

INJURED RESERVE

No.	Name	Pos.	Ht.	Wt.	Birthdate	NFL Exp.	College	HS Hometown	16 GP/GS
59	Bond, Devante	LB	6-1	236	7/3/1993	R	Oklahoma	Sacramento, CA	0/0
83	Jackson, Vincent	WR	6-5	230	1/14/1983	12	Northern Colorado	Colorado Springs, CO	5/5
94	Johnson, George	DE	6-4	265	12/11/1987	5	Rutgers	Glassboro, NJ	0/0
95	Jones, Howard	DE	6-4	238	2/10/1990	2	Shepherd	Woodbridge, VA	8/0
34	Sims III, Charles	RB	6-0	211	9/19/1990	3	West Virginia	Houston, TX	4/2
36	Smith, Antone	RB	5-9	192	9/17/1985	7	Florida State	Pahokee, FL	3/0
56	Smith, Jacquies	DE	6-2	260	3/18/1990	3	Missouri	Dallas, TX	1/0

* Huff played 7 games with Philadelphia; Hughes played 1 game with Cleveland

Head Coach: Dirk Koetter

Assistant Coaches: Nate Kaczor (special teams coordinator); Todd Monken (offensive coordinator/wide receivers); Mike Smith (defensive coordinator); Mike Bajakian (quarterbacks); Butch Barry (assistant offensive line); Dave Borgonzi (defensive quality control); Mark Duffner (linebackers); Jon Embree (tight ends); Jay Hayes (defensive line); Jon Hoke (secondary); Dave Kennedy (head strength and conditioning); Brett Maxie (defensive backs); Carlos Polk (assistant special teams); Tim Spencer (running backs); Paul Spicer (assistant defensive line); Ben Steele (offensive quality control); Joe Vaughn (assistant strength and conditioning); Chad Wade (assistant strength and conditioning); George Warhop (run game coordinator/offensive line); Andrew Weidinger (assistant wide receivers/game management)

2016 TAMPA BAY BUCCANEERS ROSTER BY POSITION

(as of 11/7/16)

No.	Name	Pos.	College	Ht.	Wt.	Age	NFL Exp.
<u>Defensive Linemen (9)</u>							
91	Robert Ayers Jr.	DE	Tennessee	6-3	275	31	8
92	William Gholston	DL	Michigan State	6-6	281	25	4
67	John Hughes III	DT	Cincinnati	6-2	320	27	5
75	DaVonte Lambert	DL	Auburn	6-2	282	22	R
93	Gerald McCoy	DT	Oklahoma	6-4	300	28	7
98	Clinton McDonald	DT	Memphis	6-2	297	29	8
97	Akeem Spence	DT	Illinois	6-1	307	24	4
57	Noah Spence	DE	Eastern Kentucky	6-2	251	22	R
71	Channing Ward	DE	Mississippi	6-4	279	24	R
<u>Linebacker (5)</u>							
58	Kwon Alexander	LB	LSU	6-1	227	22	2
54	Lavonte David	LB	Nebraska	6-1	233	26	5
53	Adarius Glanton	LB	Florida Atlantic	6-1	230	26	3
52	Cameron Lynch	LB	Syracuse	6-0	229	23	2
51	Daryl Smith	LB	Georgia Tech	6-2	250	34	13
<u>Cornerback (5)</u>							
38	Jude Adjei-Barimah	CB	Bowling Green	5-11	200	24	2
24	Brent Grimes	CB	Shippensburg	5-10	185	33	10
28	Vernon Hargreaves III	CB	Florida	5-10	204	21	R
26	Josh Robinson	CB	UCF	5-10	200	25	5
21	Alterraun Verner	CB	UCLA	5-10	187	27	7
<u>Safety (4)</u>							
23	Chris Conte	S	California	6-2	203	27	6
30	Bradley McDougald	S	Kansas	6-1	209	25	4
29	Ryan Smith	S	North Carolina Central	5-11	189	23	R
37	Keith Tandy	S	West Virginia	5-10	205	27	5
<u>Long Snapper (1)</u>							
48	Andrew DePaola	LS	Rutgers	6-2	230	29	3
<u>Punter (1)</u>							
9	Bryan Anger	P	California	6-3	205	28	5
<u>Kicker (1)</u>							
19	Roberto Aguayo	K	Florida State	6-0	207	22	R
<u>Offensive Line (9)</u>							
77	Caleb Benenoch	OL	UCLA	6-5	305	22	R
78	Gosder Cherilus	T	Boston College	6-7	316	32	9
69	Demar Dotson	T	Southern Miss	6-9	315	31	8
68	Joe Hawley	C	UNLV	6-3	302	28	7
74	Ali Marpet	G	Hobart	6-4	307	23	2
64	Kevin Pamphile	G	Purdue	6-5	310	25	3
76	Donovan Smith	T	Penn State	6-6	338	23	2
62	Evan Smith	OL	Idaho State	6-2	308	30	7
66	Leonard Wester	T	Missouri Western	6-6	305	23	R
<u>Tight End (4)</u>							
84	Cameron Brate	TE	Harvard	6-5	245	25	2
45	Alan Cross	FB	Memphis	6-1	235	23	R
82	Brandon Myers	TE	Iowa	6-3	256	31	8
88	Luke Stocker	TE	Tennessee	6-5	253	28	6
<u>Running Back (5)</u>							
43	Peyton Barber	RB	Auburn	5-11	225	22	R
44	Russell Hansbrough	RB	Missouri	5-9	195	22	R
25	Mike James	RB	Miami (FL)	5-10	223	25	4
22	Doug Martin	RB	Boise State	5-9	223	27	5
32	Jacquizz Rodgers	RB	Oregon State	5-6	205	26	6
<u>Wide Receiver (5)</u>							
13	Mike Evans	WR	Texas A&M	6-5	231	23	3
11	Adam Humphries	WR	Clemson	5-11	195	23	2
16	Freddie Martino	WR	North Greenville	6-0	195	25	1
89	Russell Shepard	WR	LSU	6-1	195	26	4
10	Cecil Shorts III	WR	Mount Union	6-0	202	28	6
<u>Quarterback (3)</u>							
8	Mike Glennon	QB	North Carolina State	6-6	225	26	4
4	Ryan Griffin	QB	Tulane	6-5	210	26	3
3	Jameis Winston	QB	Florida State	6-4	231	22	2

2016 TAMPA BAY BUCCANEERS BY EXPERIENCE

No.	Name	Pos.	Ht.	Wt.	Age	NFL Exp.	College	Hometown	(as of 11/7/16) How Acq.
13th Year (1)									
51	Smith, Daryl	LB	6-2	250	34	13	Georgia Tech	Albany, GA	FA-'16
10th Year (1)									
24	Grimes, Brent	CB	5-10	185	33	10	Shippensburg	Philadelphia, PA	FA-'16
9th Year (1)									
78	Cherilus, Gosder	T	6-7	316	32	9	Boston College	Somerville, MA	FA-'15
8th Year (4)									
91	Ayers Jr., Robert	DE	6-3	275	31	8	Tennessee	Jersey City, NJ	UFA (NYG)-'16
69	Dotson, Demar	T	6-9	315	31	8	Southern Miss	Alexandria, LA	FA-'09
98	McDonald, Clinton	DT	6-2	297	29	8	Memphis	Jacksonville, AR	UFA (SEA)-'14
82	Myers, Brandon	TE	6-3	256	31	8	Iowa	Prairie City, IA	UFA (NYG)-'14
7th Year (4)									
68	Hawley, Joe	C	6-3	302	28	7	UNLV	Bakersfield, CA	FA-'15
93	McCoy, Gerald	DT	6-4	300	28	7	Oklahoma	Oklahoma City, OK	D1-'10
62	Smith, Evan	OL	6-2	308	30	7	Idaho State	Salinas, CA	UFA (GB)-'14
21	Verner, Alterraun	CB	5-10	187	27	7	UCLA	Lakewood, CA	UFA (TEN)-'14
6th Year (4)									
23	Conte, Chris	S	6-2	203	27	6	California	Los Angeles, CA	UFA (CHI)-'15
32	Rodgers, Jacquizz	RB	5-6	205	26	6	Oregon State	Richmond, TX	FA-'16
10	Shorts III, Cecil	WR	6-0	202	28	6	Mount Union	Cleveland, OH	FA-'16
88	Stocker, Luke	TE	6-5	253	28	6	Tennessee	Berea, KY	D4-'11
5th Year (6)									
9	Anger, Bryan	P	6-3	205	28	5	California	Camarillo, CA	UFA (JAC)-'16
54	David, Lavonte	LB	6-1	233	26	5	Nebraska	Miami, FL	D2-'12
67	Hughes III, John	DT	6-2	320	27	5	Cincinnati	Gahanna, OH	FA-'16
22	Martin, Doug	RB	5-9	223	27	5	Boise State	Oakland, CA	D1b-'12
26	Robinson, Josh	CB	5-10	200	25	5	UCF	Sunrise, FL	UFA (MIN)-'16
37	Tandy, Keith	S	5-10	205	27	5	West Virginia	Hopkinsville, KY	D6-'12
4th Year (6)									
92	Gholston, William	DL	6-6	281	25	4	Michigan State	Detroit, MI	D4b-'13
8	Glennon, Mike	QB	6-6	225	26	4	North Carolina State	Centreville, VA	D3-'13
25	James, Mike	RB	5-10	223	25	4	Miami (FL)	Haines City, FL	FA-'16
30	McDougald, Bradley	S	6-1	209	25	4	Kansas	Dublin, OH	W (KC)-'13
89	Shepard, Russell	WR	6-1	195	26	4	LSU	Houston, TX	W (PHI)-'13
97	Spence, Akeem	DT	6-1	307	24	4	Illinois	Fort Walton Beach, FL	D4a-'13
3rd Year (5)									
48	DePaola, Andrew	LS	6-2	230	29	3	Rutgers	Parkton, MD	FA-'14
13	Evans, Mike	WR	6-5	231	23	3	Texas A&M	Galveston, TX	D1-'14
53	Glanton, Adarius	LB	6-1	230	26	3	Florida Atlantic	Lakeland, FL	FA-'15
4	Griffin, Ryan	QB	6-5	210	26	3	Tulane	Westlake Village, CA	W (NO)-'15
64	Pamphile, Kevin	G	6-5	310	25	3	Purdue	Miami, FL	D5b-'14
2nd Year (8)									
38	Adjei-Barimah, Jude	CB	5-11	200	24	2	Bowling Green	Columbus, OH	FA-'15
58	Alexander, Kwon	LB	6-1	227	22	2	LSU	Oxford, AL	D4-'15
17	Dye Jr., Donteea	WR	5-10	195	23	2	Heidelberg	Fairfield, OH	FA-'15
11	Humphries, Adam	WR	5-11	195	23	2	Clemson	Spartanburg, SC	FA-'15
52	Lynch, Cameron	LB	6-0	229	23	2	Syracuse	Lawrenceville, GA	FA-'16
74	Marpet, Ali	G	6-4	307	23	2	Hobart	Hastings-on-Hudson, NY	D2b-'15
76	Smith, Donovan	T	6-6	338	23	2	Penn State	Owings Mills, MD	D2a-'15
3	Winston, Jameis	QB	6-4	231	22	2	Florida State	Bessemer, AL	D1-'15
Rookies/1st Year (12)									
19	Aguayo, Roberto	K	6-0	207	22	R	Florida State	Mascotte, FL	D2b-'16
43	Barber, Peyton	RB	5-11	225	22	R	Auburn	Alpharetta, GA	FA-'16
77	Benenoch, Caleb	OL	6-5	305	22	R	UCLA	Katy, TX	D5-'16
45	Cross, Alan	TE	6-1	235	23	R	Memphis	Millington, TN	FA-'16
44	Hansbrough, Russell	RB	5-9	195	22	R	Missouri	Arlington, TX	FA-'16
28	Hargreaves III, Vernon	CB	5-10	204	21	R	Florida	Tampa, FL	D1-'16
75	Lambert, DeVonte	DL	6-2	282	22	R	Auburn	Keysville, GA	FA-'16
16	Martino, Freddie	WR	6-0	195	25	1	North Greenville	North, SC	FA-'16
29	Smith, Ryan	S	5-11	189	23	R	North Carolina Central	Upper Marlboro, MD	D4-'16
57	Spence, Noah	DE	6-2	251	22	R	Eastern Kentucky	Harrisburg, PA	D2a-'16
71	Ward, Channing	DE	6-4	279	24	R	Mississippi	Aberdeen, MS	FA-'16
66	Wester, Leonard	T	6-6	305	23	R	Missouri Western	Mt. Union, IA	FA-'16

2016 TAMPA BAY BUCCANEERS - HOW THEY WERE BUILT

	<u>DRAFT</u>	<u>TRADES</u>	<u>WAIVERS</u>	<u>FREE AGENTS</u>
2009				Demar Dotson (R)
2010	Gerald McCoy (1)			
2011	Luke Stocker (4)			
2012	Doug Martin (1b) Lavonte David (2) Keith Tandy (6)			Vincent Jackson (SD)^
2013	Mike Glennon (3) Akeem Spence (4a) William Gholston (4b)		Bradley McDougald (KC) Russell Shepard (PHI)	
2014	Mike Evans (1) Charles Sims III (3)^ Kevin Pamphile (5b)		Jacquies Smith (BUF)^	Andrew DePaola Clinton McDonald Louis Murphy* Brandon Myers (NYG) Evan Smith (GB) Alterraun Verner (TEN)
2015	Jameis Winston (1) Donovan Smith (2a) Ali Marpet (2b) Kwon Alexander (4)	George Johnson (DET)^	Ryan Griffin (NO)	Jude Adjei-Barimah (R) Cameron Brate Gosder Cherilus Chris Conte (CHI) Adarius Glanton Joe Hawley Adam Humphries (R) Howard Jones^
2016	Vernon Hargreaves III (1) Noah Spence (2a) Roberto Aguayo (2b) Ryan Smith (4) Caleb Benenoch (5) Devante Bond (6a)^			Bryan Anger (JAC) Robert Ayers Jr. (NYG) Peyton Barber (R) Alan Cross (R) Brent Grimes Russell Hansbrough (R) John Hughes III Mike James Davonte Lambert (R) Cameron Lynch Freddie Martino Jacquizz Rodgers Josh Robinson (MIN) Cecil Shorts III Antone Smith^ Daryl Smith J.R. Sweezy (SEA) Channing Ward (R) Leonard Wester (R)

^Denotes Injured Reserve

*Denotes Reserve/PUP

2016 PLAYTIME PERCENTAGES - OFFENSE

OFFENSE	@ATL	@ARI	LA	DEN	@CAR	@SF	OAK	ATL	CHI	@KC	SEA	@SD	NO	@DAL	@NO	CAR	PLAYS	PCT
TOTAL PLAYS	64	79	90	71	73	75	70	80									602	

QUARTERBACKS

Winston	64	79	90	71	73	75	70	68									590	98%
Glennon	DNP	DNP	DNP	DNP	DNP	DNP	DNP	12									12	15%

RUNNING BACKS

Rodgers	N/A	17	21	30	68	51	45	IA									232	51%
Sims III	20	49	68	41	IR	IR	IR	IR									178	59%
Barber	0	IA	0	0	5	17	3	36									61	12%
Martin	44	13	IA	IA	IA	IA	IA	IA									57	40%
A. Smith	N/A	N/A	N/A	N/A	N/A	8	22	24									54	24%
James	N/A	N/A	N/A	W/DET	W/DET	W/DET	N/A	20									20	25%
Hansbrough	PS	N/A	N/A	N/A	0	N/A	N/A	N/A									0	0%

TIGHT ENDS

Brate	25	33	70	62	54	45	38	53									380	63%
Myers	13	22	43	21	48	28	16	14									205	34%
Stocker	37	9	IA	IA	IA	41	39	23									149	40%
Seferian-Jenkins	18	34	N/A	W/NYJ	W/NYJ	W/NYJ	W/NYJ	W/NYJ									52	36%
Cross	PS	PS	11	20	11	0	4	1									47	10%

WIDE RECEIVERS

Evans	55	69	78	62	64	57	62	50									497	83%
Humphries	49	58	58	39	31	38	48	73									394	65%
Jackson	51	68	77	64	53	IR	IR	IR									313	83%
Shorts III	2	9	IA	IA	IA	31	33	62									137	37%
Shepard	6	14	11	8	14	27	26	IA									106	20%
Martino	PS	PS	3	6	N/A	17	7	38									71	18%

OFFENSIVE LINE

Marpet	64	79	90	71	73	75	70	80									602	100%
D. Smith	64	79	90	71	73	75	70	80									602	100%
Dotson	64	79	90	71	73	70	70	80									597	99%
Pamphile	64	79	76	71	73	75	70	80									588	98%
Hawley	64	75	89	70	60	66	70	31									525	87%
E. Smith	DNP	4	17	1	12	9	1	49									93	17%
Cherilus	0	0	8	2	17	20	6	5									58	10%
Bennoch	IA	IA	IA	IA	IA	IA	IA	IA									0	N/A
Wester	IA	IA	IA	IA	DNP	IA	IA	IA									0	N/A

KEY

- DNP= Did Not Play
- IA= Inactive
- IR/DR= Injured Reserve/Designated to Return
- N/A= Not With Team
- PS= Practice Squad
- PUP= Reserve/Physically Unable to Perform
- R/S= Reserve/Suspended List
- W/_=With Other Team

2016 PLAYTIME PERCENTAGES - DEFENSE

DEFENSE	@ATL	@ARI	LA	DEN	@CAR	@SF	OAK	ATL	CHI	@KC	SEA	@SD	NO	@DAL	@NO	CAR	PLAYS	PCT
TOTAL PLAYS	65	66	65	72	54	70	94	73									559	

DEFENSIVE LINE

Gholston	40	41	45	54	53	65	54	54									406	73%
McCoy	59	57	58	12	IA	64	81	59									390	77%
Lambert	IA	29	51	49	52	31	22	25									259	52%
McDonald	54	54	58	58	IA	IA	IA	IA									224	84%
A. Spence	9	17	12	48	36	39	56	43									260	47%
N. Spence	35	24	12	16	21	42	64	30									244	44%
Ayers Jr.	58	28	IA	IA	IA	IA	71	56									213	71%
Ward	IA	IA	14	28	31	9	IA	4									86	26%
H. Jones	2	12	11	20	7	9	16	7									84	15%
Hughes III	W/CLE	N/A	N/A	N/A	N/A	6	10	17									33	11%
J. Smith	1	IR	IR	IR	IR	IR	IR	IR									1	2%

LINEBACKERS

Alexander	65	65	65	72	54	70	94	43									528	94%
David	65	66	65	70	54	69	91	73									553	99%
D. Smith	27	26	30	40	33	44	36	60									296	53%
Glanton	0	0	0	0	0	0	1	14									15	3%
Keyes	0	0	0	0	PS	N/A	N/A	W/ATL									0	0%
Lynch	N/A	PS	PS	PS	0	0	0	0									0	0%
Bond	IA	IA	IR	IR	IR	IR	IR	IR									0	N/A

DEFENSIVE BACKS

Grimes	65	66	63	72	52	70	93	70									551	99%
McDougald	65	63	63	72	54	68	92	70									547	98%
Hargreaves III	65	62	63	70	50	70	93	70									543	97%
Conte	55	66	57	70	54	69	80	69									520	93%
Adjer-Barimah	13	4	0	41	21	42	63	29									213	38%
Verner	27	43	36	0	1	0	0	0									107	19%
Tandy	10	3	12	0	4	3	17	10									59	11%
Banks	0	0	0	0	0	IA	IA	W/DET									0	0%
Robinson	0	0	0	0	0	0	0	0									0	0%
R. Smith	IA	IA	0	0	0	0	0	0									0	0%

KEY

- DNP= Did Not Play
- IA= Inactive
- IR= Injured Reserve
- N/A= Not With Team
- PS= Practice Squad
- PUP=Physically Unable To Perform List
- R/S= Reserve/Suspended List
- S= Suspended
- W/_=With Other Team

2016 TAMPA BAY BUCCANEERS STATISTICS

2016 RECORD --		WON: 3	LOST: 5
Aug 11	L	9-17	at Philadelphia 69,596
Aug 20	W	27-21	at Jacksonville 59,782
Aug 26	W	30-13	CLEVELAND 46,848
Sept 1	L	13-20	WASHINGTON 42,996

Sept 11	W	31-24	at Atlanta 69,382
Sept 18	L	7-40	at Arizona 64,230
Sept 25	L	32-37	LOS ANGELES 55,009
Oct 2	L	7-27	DENVER 60,375
Oct 10	W	17-14	at Carolina 73,425
-- bye week --			
Oct 23	W	34-17	at San Francisco 70,178
Oct 30	L	24-30 (OT)	OAKLAND 61,068
Nov 3	L	28-43	ATLANTA 57,797
Nov 13			CHICAGO
Nov 20			at Kansas City
Nov 27			SEATTLE
Dec 4			at San Diego
Dec 11			NEW ORLEANS
Dec 18			at Dallas
Dec 24			at New Orleans
Jan 1			CAROLINA

	BUCCANEERS	OPPONENTS
TOTAL FIRST DOWNS	174	177
Rushing	41	49
Passing	110	114
Penalty	23	14
3rd Down: Made/Att.	45/110 40.9%	38/104 36.5%
4th Down: Made/Att.	3/7 42.9%	4/5 80.0%
POSSESSION AVG.	29:43	30:17
TOTAL NET YARDS	2858	3191
Avg. Per Game	357.3	398.9
Total Plays	557	530
Avg. Per Play	5.1	6.0
NET YARDS RUSHING	867	943
Avg. Per Game	108.4	117.9
Total Rushes	221	228
NET YARDS PASSING	1991	2248
Avg. Per Game	248.9	281.0
Sacked/Yards Lost	19/121	17/107
Gross Yards	2112	2355
Att./Completions	317/191	285/177
Completion Pct.	60.3	62.1
Had Intercepted	9	4
PUNTS/AVERAGE	41/46.7	39/44.3
NET PUNTING AVERAGE	43.0	40.4
PENALTIES/YARDS	58/503	67/586
FUMBLES/FUMBLES LOST	12/5	11/7
TOUCHDOWNS	23	28
Rushing	4	8
Passing	18	18
Returns	1	2

SCORE BY QUARTERS	1	2	3	4	OT	TOTAL
BUCCANEERS	29	62	39	50	0	180
OPPONENTS	51	57	68	50	6	232

SCORING	TD	R	P	Rt	PAT	2P	FG	S	PTS
Evans	8	0	8	0	0-0	1	0-0	0	50
Aguayo	0	0	0	0	15-17	0	7-12	0	36
Brate	4	0	4	0	0-0	0	0-0	0	24
Shepard	2	0	2	0	0-0	0	0-0	0	12
Sims	2	1	1	0	0-0	0	0-0	0	12
Alexander	1	0	0	1	0-0	0	0-0	0	6
Barber	1	1	0	0	0-0	0	0-0	0	6
Myers	1	0	1	0	0-0	1	0-0	0	8
Rodgers	1	1	0	0	0-0	0	0-0	0	6
Seferian-Jenkins	1	0	1	0	0-0	0	0-0	0	6
Winston	1	1	0	0	0-0	0	0-0	0	6
Humphries	1	0	1	0	0-0	1	0-0	0	8
BUCCANEERS	23	4	18	1	15-17	3-6	7-12	0	180
OPPONENTS	28	8	18	2	23-24	1-2	13-16	0	232

SACKS: McCoy 4.0, N. Spence 3.0, Adjei-Barimah 2.0, Alexander 2.0, Gholston 2.0, McDonald 1.5
Ayers 1.0, David 1.0, A. Spence 0.5. Buccaneers 17.0. Opponents 19.0.

FUM/LOST: Winston 5/3, Humphries 2/0, A. Smith 2/1, Brate 1/0, Sims 1/0, Hawley 1/0.

PASSING	Att	Comp	Yds	Cmp%	Yds/Att	TD	TD%	INT	INT%	Lg	Sack/Lost	Rating
Winston	306	181	2037	59.2	6.66	17	5.6	9	2.9	45t	19/121	85.4
Glennon	11	10	75	90.9	6.82	1	9.1	0	0.0	13	0/0	125.4
BUCCANEERS	317	191	2112	60.3	6.66	18	5.7	9	2.8	45t	19/121	87.2
OPPONENTS	285	177	2355	62.1	8.26	18	6.3	4	1.4	68	17/107	103.5

RUSHING	No	Yds	Avg	Lg	TD
Rodgers	88	393	4.5	45	1
Barber	27	122	4.5	44t	1
Sims	41	116	2.8	23	1
Martin	25	85	3.4	17	0
Winston	26	79	3.0	14	1
Smith, A.	10	47	4.7	8	0
Humphries	2	13	6.5	7	0
Shepard	1	9	9.0	9	0
James	1	3	3.0	3	0
BUCCANEERS	221	867	3.9	45	4
OPPONENTS	228	943	4.1	28	8

RECEIVING	No	Yds	Avg	Lg	TD
Evans	55	745	13.5	45t	8
Humphries	30	337	11.2	42	1
Brate	28	291	10.4	38	4
Jackson	15	173	11.5	18	0
Sims	14	112	8.0	33	1
Shepard	10	123	12.3	20	2
Rodgers	9	58	6.4	11	0
Smith, A.	6	77	12.8	30	0
Martin	5	34	6.8	14	0
Barber	4	24	6.0	11	0
Seferian-Jenkins	3	44	14.7	30t	1
Myers	3	23	7.7	12	1
James	3	17	5.7	6	0
Shorts	2	32	16.0	20	0
Stocker	2	8	4.0	10	0
Martino	1	9	9.0	9	0
Cross	1	5	5.0	5	0
BUCCANEERS	191	2112	11.1	45t	18
OPPONENTS	177	2355	13.3	68	18

INTERCEPTIONS	No	Yds	Avg	Lg	TD
Alexander	1	38	38.0	38t	1
Grimes	1	0	0.0	0	0
McDougald	1	0	0.0	0	0
Smith, Da.	1	-5	-5.0	-5	0
BUCCANEERS	4	33	8.3	38t	1
OPPONENTS	9	185	20.6	60t	1

PUNTING	No	Yds	Avg	Net	TB	In20	Lg	Bk
Anger	41	1915	46.7	43.0	3	19	59	0
BUCS	41	1915	46.7	43.0	3	19	59	0
OPPONENTS	39	1729	44.3	40.4	1	22	67	0

PUNT RETURNS	Ret	FC	Yds	Avg	Lg	TD
Humphries	14	13	133	9.5	25	0
BUCCANEERS	14	13	133	9.5	25	0
OPPONENTS	16	17	93	5.8	20	0

KICKOFF RETURNS	Ret	Yds	Avg	Lg	TD
R. Smith	6	83	13.8	24	0
Humphries	2	29	14.5	17	0
Shorts	1	19	19.0	19	0
BUCCANEERS	9	131	14.6	19	0
OPPONENTS	10	252	25.2	44	0

FIELD GOALS	1-19	20-29	30-39	40-49	50+	Lg
Aguayo	0-0	0-0	5-6	2-5	0-1	43
BUCCANEERS	0-0	0-0	5-6	2-5	0-1	43
OPPONENTS	0-0	5-5	4-4	2-3	2-4	53

Aguayo: (43G) (45WR) (41WL) () (35G, 33RU, 35G, 46WL, 38G) (38G, 37G, 50WR) (41G) ()
OPPONENTS: (34G, 34G, 29G) (22G, 40G) (53G) (38G, 24G) (43WL) (28G) (31G, 50WL, 52WR)
(29G, 41G, 50G)

2016 BUCCANEERS DEFENSIVE STATISTICS

Player	Tackles				Sacks			Interceptions				Fumbles			
	Solo	Assist	Total	TFL	Sack	Yds	QBP	INT	Yds	TD	PD	FF	FR	Yds	TD
Kwon Alexander	62	11	73	6	2.0	2.0	6	1	38	1	3	-	-	-	-
Bradley McDougald	42	6	48	1	-	-	-	1	0	0	7	-	-	-	-
Lavonte David	35	9	44	10	1.0	7.0	3	-	-	-	2	2	-	-	-
Chris Conte	35	8	43	-	-	-	-	-	-	-	2	-	1	10	0
Vernon Hargreaves	36	5	41	2	-	-	-	-	-	-	6	-	-	-	-
William Gholston	23	8	31	6	2.0	18.0	5	-	-	-	-	-	1	0	0
Brent Grimes	22	3	25	-	-	-	-	1	0	0	12	-	-	-	-
Daryl Smith	18	5	23	3	-	-	-	1	-5	0	1	-	1	0	0
Jude Adjei-Barimah	21	0	21	1	2.0	16.0	2	-	-	-	2	1	-	-	-
Clinton McDonald	13	5	18	4	1.5	8.5	2	-	-	-	-	-	-	-	-
Gerald McCoy	13	4	17	3	4.0	30.0	6	-	-	-	3	2	1	0	0
Akeem Spence	5	7	12	1	0.5	0.5	3	-	-	-	-	-	-	-	-
DaVonte Lambert	7	3	10	-	-	-	-	-	-	-	-	1	-	-	-
Keith Tandy	7	0	7	-	-	-	-	-	-	-	1	-	-	-	-
Robert Ayers	5	2	7	1	1.0	4.0	2	-	-	-	-	-	-	-	-
Adarius Glanton	6	0	6	-	-	-	-	-	-	-	-	-	-	-	-
Noah Spence	6	0	6	2	3.0	21.0	5	-	-	-	1	1	-	-	-
John Hughes	4	1	5	-	-	-	-	-	-	-	-	-	-	-	-
Channing Ward	1	4	5	-	-	-	-	-	-	-	-	-	-	-	-
Alterraun Verner	2	1	3	-	-	-	-	-	-	-	3	-	-	-	-
Howard Jones	1	0	1	-	-	-	1	-	-	-	-	-	1	0	0
Totals	364	82	446	40	17.0	107.0	35	4	33	1	43	7	5	10	0

2016 SPECIAL TEAMS STATISTICS

Player	Tackles			Fumbles		
	Solo	Assist	Total	FF	FR	TD
Josh Robinson	4	0	4	-	-	-
Josh Keyes	3	0	3	-	-	-
Alterraun Verner	3	0	3	-	-	-
Adarius Glanton	2	0	2	-	-	-
Howard Jones	2	0	2	-	-	-
Russell Shepard	2	0	2	-	1	0
Keith Tandy	2	0	2	-	1	0
Roberto Aguayo	1	0	1	-	-	-
Bryan Anger	1	0	1	-	-	-
Chris Conte	1	0	1	-	-	-
Alan Cross	1	0	1	-	-	-
Cameron Lynch	1	0	1	-	-	-
Brandon Myers	1	0	1	-	-	-
Jacquizz Rodgers	1	0	1	-	-	-
Ryan Smith	1	0	1	-	-	-
Cameron Brate	0	1	1	-	-	-
Totals	26	1	27	0	2	0

Return Touchdowns

38-yard interception return by Kwon Alexander, vs. L.A., 9/25/16

Safeties

Key

TFL - Tackles for Loss	FF - Forced Fumbles
Yds - Yards	FR - Fumble Recoveries
QBP - Quarterback Pressures	OR - Own Recovered
PD - Passes Defensed	OOB - Out of Bounds

Blocked Kicks			
	FG	PAT	Punt
Totals	0	0	0

Own Fumbles				
	Total	Lost	OR	OOB
Cameron Brate	1	0	0	1
Joe Hawley	1	0	1	0
Adam Humphries	2	0	2	0
Charles Sims	1	1	0	0
Antone Smith	2	1	1	0
Jameis Winston	5	3	2	0
Totals	12	5	6	1

Miscellaneous Tackles/Fumbles			
	Tackles	FF	FR
Peyton Barber	1	0	0
Joe Hawley	3	0	0
Ali Marpet	3	0	0
Kevin Pamphile	1	0	0
Charles Sims	3	0	0
Antone Smith	0	0	1
Jameis Winston	0	0	3
Totals	11	0	4

TAMPA BAY BUCCANEERS' 2016 PERSONNEL LOG

(By Date)

January 1 – Placed S **Chris Conte** on Injured Reserve. Promoted LB **Devin Eubanks** to the active roster from the practice squad.

January 5 – Signed C **Josh Allen**, WR **Andre Davis**, G **Antoine Everett**, C **Ben Gottschalk**, S **Gerod Holliman**, DE **Martin Ifedi**, DT **Derrick Lott**, CB **C.J. Roberts**, CB **Joel Ross**.

January 6 – Relieved Head Coach **Lovie Smith** of duties.

January 11 – Contract expired for cornerbacks coach **Gill Byrd**, defensive line coach **Joe Cullen**, defensive coordinator **Leslie Frazier**, wide receivers coach **Andrew Hayes-Stoker**, senior defensive assistant **Larry Marmie**, linebackers coach **Hardy Nickerson**, special teams coordinator **Kevin O'Dea**, safeties coach **Mikal Smith** and defensive quality control **Miles Smith**.

January 15 – Named **Dirk Koetter** as head coach. Named **Mike Smith** as defensive coordinator.

January 19 – Named **Mark Duffner** as linebackers coach, **Jay Hayes** as defensive line coach, **Jon Hoke** as secondary coach and **Nate Kaczor** as special teams coordinator.

January 24 – Named **Todd Monken** as offensive coordinator/wide receivers coach.

January 25 – Named **Zack Grossi** as assistant to the head coach, **Brett Maxie** as defensive backs coach and **Andrew Weidinger** as assistant wide receivers/game management

February 5 – Signed DT **Davon Coleman**, DT **Cliff Matthews**, DE **Jermauria Rasco** and WR **Bernard Reedy**. Promoted **Brian McLaughlin** from team operations assistant to scouting assistant.

February 16 – Named **John Spytek** director of player personnel.

March 7 – G **Logan Mankins** announced retirement.

March 8 – Re-signed S **Keith Tandy**. Released LB **Bruce Carter**.

March 9 – Extended qualifying offers to S **Bradley McDougald** and WR **Russell Shepard**. Tendered LS **Andrew DePaola**, LB **Jeremiah George** and DE **Jacques Smith**.

March 11 – Signed G **J.R. Sweezy**.

March 14 – Signed DE **Robert Ayers Jr.**, CB **Brent Grimes** and CB **Josh Robinson**. Re-signed S **Chris Conte**.

March 18 – Signed LB **Daryl Smith**.

March 23 – Signed P **Bryan Anger**.

April 5 – LS **Andrew DePaola** signed exclusive rights contract. S **Bradley McDougald** signed restricted free agent tender.

April 6 – LB **Jeremiah George** signed exclusive rights contract.

April 11 – DE **Jacques Smith** signed exclusive rights contract. WR **Russell Shepard** signed restricted free agent tender.

April 19 – Signed QB **Dan LeFevour**.

April 25 – Signed RB **Storm Johnson**.

April 29 – Waived WR **Andre Davis**, LB **Darius Eubanks**, G **Antoine Everett**, S **Gerod Holliman**, DT **Derrick Lott**, S **Kimario McFadden**, LB **Jermauria Rasco** and CB **C.J. Roberts**.

May 2 – Released K **Connor Barth**. Waived DE **Martin Ifedi**. Signed RB **Peyton Barber**, FB **Tim Brown**, TE **Kivon Cartwright**, LB **Tyson Coleman**, FB **Alan Cross**, T **Taylor Fallin**, RB **Russell Hansbrough**, S **Traveon Henry**, S **Isaiah Johnson**, DT **DaVonte Lambert**, LB **Cassanova McKinzy**, DT **Jontavious Morris**, LB **Luke Rhodes**, OL **Dominique Robertson**, S **Elijah Shumate**, WR **Dez Stewart**, DE **Channing Ward** and T **Leonard Wester**.

May 5 – Signed OL **Caleb Benenoch** and DB **Ryan Smith**.

May 6 – Signed LB **Devonte Bond** and CB **Vernon Hargreaves III**.

May 7 – Signed TE **Danny Vitale**.

May 9 – Signed LB **Micah Awe**, DT **Travis Britz**, WR **Andre Davis** and T **Kelby Johnson**. Waived TE **Tim Brown**, LB **Tyson Coleman** and DT **Jontavious Morris**.

May 12 – Awarded S **John Lowdermilk** off of waivers from Minnesota. Signed WR **Freddie Martino** and DE **Noah Spence**. Waived S **Traveon Henry** and WR **Dez Stewart**.

May 17 – Signed DT **A.J. Francis**. Waived DT **Davon Coleman**.

May 19 – Waived K **Patrick Murray**.

May 24 – Placed S **John Lowdermilk** on the Reserve/Retired list.

May 26 – Signed CB **Javien Elliott** and S **Kimario McFadden**.

June 7 – Signed K **Roberto Aguayo**.

July 21 – Waived S **John Lowdermilk** from the Reserve/Retired list

July 23 – Awarded WR **Jonathan Krause** off of waivers from the Philadelphia Eagles. Waived (non-football injury) OL **Dominique Robertson**.

July 26 – Signed OL **Joel Hale**. Placed WR **Louis Murphy** and G **J.R. Sweezy** on Active/Physically Unable to Perform list. Placed S **Elijah Shumate** on Active/Non-Football Injury list. Waived OL **Garrett Gilkey** with a failed physical.

July 28 – Awarded CB **Daniel Davie** off of waivers from the Indianapolis Colts. Waived CB **Joel Ross**.

August 3 – Signed OL **Caylin Hauptmann**. Waived QB **Dan LeFevour**.

August 4 – Activated S **Elijah Shumate** from the Active/Non-Football Injury list.

August 5 – Signed DE **Martin Ifedi**. Placed DE **George Johnson** on Injured Reserve

August 6 – Waived OL **Caylin Hauptmann**.

August 8 – Signed OL **Kelvin Palmer**.

August 15 – Signed DT **Ishmaa'ily Kitchen**. Waived (injured) S **Elijah Shumate**.

August 20 – Released S **Elijah Shumate** with injury settlement.

August 22 – Signed T **Kyler Kerbyson**. Waived LB **Cassanova McKinzy**. Waived (injured) **Kelby Johnson**.

August 28 – Waived DT **Travis Britz**, CB **Daniel Davie**, WR **Andre Davis**, OL **Taylor Fallin**, LB **Jeremiah George**, DE **Martin Ifedi**, RB **Storm Johnson**, DT **Ishmaa'ily Kitchen**, S **Kimario McFadden**, P **Jacob Schum** and TE **Tevin Westbrook**. Released S **Major Wright**.

August 30 – Signed LB **Jeremiah George** and S **Kimario McFadden**. Placed WR **Louis Murphy** and G **J.R. Sweezy** on Reserve/Physically Unable to Perform list. Waived (injured) WR **Donteea Dye**. Waived OL **Joel Hale**.

September 3 – Waived C **Josh Allen**, LB **Micah Awe**, RB **Peyton Barber**, DE **Kourtnei Brown**, CB **Javien Elliot**, DT **A.J. Francis**, LB **Jeremiah George**, C **Ben Gottschalk**, RB **Russell Hansbrough**, S **Isaiah Johnson**, T **Kyler Kerbyson**, LB **Josh Keyes**, WR **Jonathan Krause**, WR **Freddie Martino**, S **Kimario McFadden**, OL **Kelvin Palmer**, LB **Luke Rhodes** and TE **Danny Vitale**. Released DT **Cliff Matthews**. Waived (injured) WR **Kenny Bell**, TE **Kivon Cartwright** and WR **Bernard Reedy**.

September 4 – Signed OL **Josh Allen**, LB **Micah Awe**, RB **Peyton Barber**, WR **Jeremy Butler**, CB **Javien Elliot**, C **Ben Gottschalk**, RB **Russell Hansbrough**, S **Isaiah Johnson**, LB **Josh Keyes** and WR **Freddie Martino** to practice squad.

September 6 – Signed WR **Cecil Shorts III**. Waived WR **Evan Spencer**.

September 7 – Waived (injured) RB **Mike James**.

September 8 – Promoted RB **Peyton Barber** from the practice squad to the active roster. Signed WR **Evan Spencer** to the practice squad.

September 9 – Released WR **Evan Spencer** from the practice squad.

September 10 – Promoted LB **Josh Keyes** from the practice squad to the active roster. Waived TE **Alan Cross**. Signed TE **Danny Vitale** to the practice squad. Released LB **Micah Awe** from the practice squad.

September 12 – Placed DE **Jacquies Smith** on Injured Reserve.

September 13 – Signed RB **Jacquizz Rodgers**. Signed TE **Alan Cross** and LB **Cameron Lynch** to practice squad.

September 14 – Signed DT **Rodney Coe** to the practice squad. Released RB **Russell Hansbrough** from the practice squad.

September 21 – Promoted WR **Freddie Martino** from the practice squad to the active roster. Waived LB **Josh Keyes**. Signed DE **Ryan Russell** to the practice squad.

September 23 – Signed LB **Josh Keyes**. Promoted TE **Alan Cross** from the practice squad to the active roster. Waived TE **Austin Seferian-Jenkins**. Placed LB **Devante Bond** on Injured Reserve.

September 23 – Signed WR **Jonathan Krause** to the practice squad.

October 3 – Signed DT **John Hughes III**. Waived LB **Josh Keyes** and WR **Freddie Martino**.

October 4 – Promoted WR **Jeremy Butler** from the practice squad to the active roster.

October 5 – Signed RB **Russell Hansbrough** and LB **Josh Keyes** to the practice squad. Released WR **Jonathan Krause** from the practice squad.

October 9 – Promoted LB **Cameron Lynch** from the practice squad to the active roster. Waived WR **Jeremy Butler**.

October 10 – Promoted RB **Russell Hansbrough** from the practice squad to the active roster. Placed RB **Charles Sims III** on Injured Reserve.

October 11 – Released LB **Josh Keyes** from the practice squad.

October 17 – Signed RB **Antone Smith**. Waived RB **Russell Hansbrough**. Signed WR **Donteea Dye**, S **Trae Elston**, WR **Freddie Martino** and TE **Tevin Westbrook** to the practice squad.

October 10 – Promoted WR **Donteea Dye** from the practice squad to the active roster. Placed WR **Vincent Jackson** on Injured Reserve. Signed RB **Russell Hansbrough** to the practice squad.

October 22 – Promoted WR **Freddie Martino** from the practice squad to the active roster. Waived WR **Donteea Dye**.

October 25 – Signed WR **Donteea Dye** to the practice squad.

November 1 – Signed RB **Mike James**. Waived CB **Johnthan Banks**.

November 7 – Promoted RB **Russell Hansbrough** from the practice squad to the active roster. Placed DE **Howard Jones** and RB **Antone Smith** on Injured Reserve.

TAMPA BAY BUCCANEERS' 2016 PERSONNEL LOG

(By Player and Coach)

Aguayo, Roberto **K**
June 7 Signed Contract

Anger, Bryan **P**
March 23 Signed Contract

Allen, Josh **C**
January 5 Signed Contract
September 3 Waived
September 4 Signed to practice squad

Awe, Micah **LB**
May 9 Signed Contract
September 3 Waived
September 4 Signed to practice squad
September 10 Released from practice squad

Ayers Jr., Robert **DE**
March 14 Signed Contract

Banks, Johnthan **CB**
November 1 Waived

Barber, Peyton **RB**
May 2 Signed Contract
September 3 Waived
September 4 Signed to practice squad
September 8 Promoted to active roster

Barth, Connor **K**
May 2 Released

Bell, Kenny **WR**
September 3 Waived (injured)

Benenoch, Caleb **OL**
May 5 Signed Contract

Bond, Devonte **LB**
May 6 Signed Contract
September 23 Placed on Injured Reserve

Brown, Kourtnei **DE**
September 3 Waived

Brown, Tim **FB**
May 2 Signed Contract
May 9 Waived

Britz, Travis **DT**
May 9 Signed Contract
August 28 Waived

Butler, Jeremy **WR**
September 4 Signed to practice squad
October 4 Promoted to the active roster
October 9 Waived

Byrd, Gill **Cornerbacks Coach**
January 11 Contract Expired

Carter, Bruce **LB**
March 8 Released

Cartwright, Kivon **TE**
May 2 Signed Contract
September 3 Waived (injured)

Coe, Rodney **DT**
September 14 Signed to practice squad

Coleman, Davon **DT**
February 5 Signed Contract
May 17 Waived

Coleman, Tyson **LB**
May 2 Signed Contract
May 9 Waived

Conte, Chris..... **S**
January 1 Placed on Injured Reserve
March 14 Signed Contract

Cross, Alan **FB**
May 2 Signed Contract
September 10 Waived
September 13 Signed to practice squad
September 23 Promoted to active roster

Cullen, Joe..... **Defensive Line Coach**
January 11 Contract Expired

Davie, Daniel..... **CB**
July 28 Awarded off of waivers (IND)
August 28 Waived

Davis, Andre **WR**
January 5 Signed Contract
April 29 Waived
May 9 Signed Contract
August 28 Waived

DePaola, Andrew..... **LS**
March 9 Tendered
April 5 Signed Exclusive Rights Contract

Duffner, Mark..... **Linebackers Coach**
January 19 Named linebackers coach

Dye, Donteea **WR**
August 30 Waived (Injured)
October 17 Signed to practice squad
October 19 Promoted to active roster
October 25 Signed to practice squad

Elliott, Javien..... **CB**
May 26 Signed Contract
September 3 Waived
September 4 Signed to practice squad

Elston, Trae **S**
October 17 Signed to practice squad

Eubanks, Devin **LB**
January 1 Promoted to active roster
April 29 Waived

Everett, Antoine **G**
January 5 Signed Contract
April 29 Waived

Fallin, Taylor..... **T**
May 2 Signed Contract
August 28 Waived

Francis, A.J...... **DT**
May 17 Signed Contract
September 3 Waived

Frazier, Leslie **Defensive Coordinator**
January 11 Contract Expired

George, Jeremiah..... **LB**
March 9 Tendered
April 5 Signed Exclusive Rights Contract
August 28 Waived
August 30 Signed Contract
September 3 Waived

Gilkey, Garrett **OL**
July 26 Waived (failed physical)

Gottschalk, Ben..... **C**
January 5 Signed Contract
September 3 Waived
September 4 Signed to practice squad

Grimes, Brent **CB**
March 14 Signed Contract

Grossi, Zack Assistant to the Head Coach

January 19 Named assistant to the head coach

Hale, Joel OL

July 26 Signed Contract

August 30 Waived

Hansbrough, Russell RB

May 2 Signed Contract

September 3 Waived

September 4 Signed to practice squad

September 14 Released from practice squad

October 5 Signed to practice squad

October 10 Promoted to active roster

October 17 Waived

October 19 Signed to practice squad

November 7 Promoted to active roster

Hargreaves III, Vernon CB

May 6 Signed Contract

Hauptmann, Caylin OL

August 3 Signed Contract

August 6 Waived

Hayes, Jay Defensive Line Coach

January 19 Named defensive line coach

Hayes-Stoker, Andrew Wide Receivers Coach

January 11 Contract Expired

Henry, Traveon S

May 2 Signed Contract

May 12 Waived

Hoke, Jon Secondary Coach

January 19 Named secondary coach

Holliman, Gerod S

January 5 Signed Contract

April 29 Waived

Hughes III, John DT

October 3 Signed Contract

Ifedi, Martin DE

January 5 Signed Contract

May 2 Waived

August 5 Signed Contract

August 28 Waived

Jackson, Vincent WR

October 19 Placed on Injured Reserve

James, Mike RB

September 7 Waived (injured)

November 1 Signed Contract

Johnson, George DE

August 5 Placed on Injured Reserve

Johnson, Isaiah S

May 2 Signed Contract

September 3 Waived

September 4 Signed to practice squad

Johnson, Kelby T

May 9 Signed Contract

August 22 Waived (injured)

Johnson, Storm RB

April 25 Signed Contract

August 28 Waived

Jones, Howard DE

November 7 Placed on Injured Reserve

Kaczor, Nate Special Teams Coordinator

January 19 Named special teams coordinator

Kerbyson, Kyler **T**
August 22 Signed Contract
September 3 Waived

Keyes, Josh **LB**
September 3 Waived
September 4 Signed to practice squad
September 10 Promoted to active roster
September 21 Waived
September 23 Signed Contract
October 3 Waived
October 5 Signed to practice squad
October 11 Release from practice squad

Kitchen, Ishmaa'ily **DT**
August 15 Signed Contract
August 28 Waived

Koetter, Dirk **Head Coach**
January 15 Named head coach

Krause, Jonathan **WR**
July 23 Awarded off of waivers (PHI)
September 3 Waived
September 28 Signed to practice squad
October 5 Released from practice squad

Lambert, DaVonte **DT**
May 2 Signed Contract

LeFevour, Dan **QB**
April 19 Signed Contract
August 3 Waived

Lott, Derrick **DT**
January 5 Signed Contract
April 29 Waived

Lowdermilk, John **S**
May 12 Awarded off of waivers (MIN)
May 24 Placed on Reserve/Retired list
July 21 Waived from Reserve/Retired list

Lynch, Cameron **LB**
September 13 Signed to practice squad
October 9 Promoted to active roster

Mankins, Logan **G**
March 7 Announced retirement

Marmie, Larry **Senior Defensive Assistant**
January 11 Contract Expired

Martino, Freddie **WR**
May 12 Signed Contract
September 3 Waived
September 4 Signed to practice squad
September 21 Promoted to active roster
October 3 Waived
October 17 Signed to practice squad

Matthews, Cliff **DT**
February 5 Signed Contract
September 3 Released

Maxie, Brett **Defensive Backs Coach**
January 19 Named defensive backs coach

McDougald, Bradley **S**
March 9 Qualifying offer extended
April 5 Signed RFA Tender

McFadden, Kimario **S**
April 29 Waived
May 26 Signed Contract
August 28 Waived
August 30 Signed Contract
September 3 Waived

McKinzy, Cassanova **LB**
 May 2 Signed Contract
 August 22 Waived
McLaughlin, Brian **Scouting Assistant**
 February 5 Promoted from Team Operations Assistant
Monken, Todd **Offensive Coordinator/Wide Receivers Coach**
 January 19 Named linebackers coach
Morris, Jontavius **DT**
 May 2 Signed Contract
 May 9 Waived
Murphy, Louis **WR**
 July 26 Placed on Active/PUP list
 August 30 Placed on Reserve/PUP list
Murray, Patrick **K**
 May 19 Waived
Nickerson, Hardy **Linebackers Coach**
 January 11 Contract Expired
O'Dea, Kevin **Special Teams Coordinator**
 January 11 Contract Expired
Palmer, Kelvin **OL**
 August 8 Signed Contract
 September 3 Waived
Rasco, Jermauria **DE**
 February 5 Signed Contract
 April 29 Waived
Reedy, Bernard **WR**
 February 5 Signed Contract
 September 3 Waived (injured)
Rhodes, Luke **RB**
 May 2 Signed Contract
 September 3 Waived
Roberts, C.J. **CB**
 January 5 Signed Contract
 April 29 Waived
Robertson, Dominique **OL**
 May 2 Signed Contract
 July 23 Waived (non-football injury)
Robinson, Josh **CB**
 March 14 Signed Contract
Rodgers, Jacquizz **RB**
 September 13 Signed Contract
Ross, Joel **CB**
 January 5 Signed Contract
 July 28 Waived
Russell, Ryan **DE**
 September 21 Signed to practice squad
Schum, Jacob **P**
 August 28 Waived
Seferian-Jenkins, Austin **TE**
 September 23 Waived
Shepard, Russell **WR**
 March 9 Qualifying offer extended
 April 11 Signed RFA Tender
Shorts III, Cecil **WR**
 September 6 Signed Contract
Shumate, Elijah **S**
 May 2 Signed Contract
 July 26 Placed on Active/NFI list
 August 4 Activated from Active/NFI list
 August 15 Waived (Injured)
 August 20 Released with injury settlement

Sims III, Charles **RB**
 October 10 Placed on Injured Reserve
Smith, Antone..... **RB**
 October 17 Signed contract
 November 7 Placed on Injured Reserve
Smith, Daryl..... **LB**
 March 18 Signed Contract
Smith, Jacques..... **DE**
 March 9 Tendered
 April 5 Signed Exclusive Rights Contract
 September 12 Placed on Injured Reserve
Smith, Lovie..... **Head Coach**
 January 6 Relieved of duties
Smith, Mikal **Safeties Coach**
 January 11 Contract Expired
Smith, Mike **Defensive Coordinator**
 January 15 Named defensive coordinator
Smith, Miles **Defensive Quality Control**
 January 11 Contract Expired
Smith, Ryan **DB**
 May 5 Signed Contract
Spence, Noah **DE**
 May 12 Signed Contract
Spencer, Evan **WR**
 September 6 Waived
 September 4 Signed to practice squad
 September 9 Released from practice squad
Spytek, John..... **Director of Player Personnel**
 February 16 Named director of player personnel
Stewart, Dez..... **WR**
 May 2 Signed Contract
 May 12 Waived
Sweezy, J.R. **G**
 March 10 Signed Contract
 July 26 Placed on Active/PUP list
 August 30 Placed on Reserve/PUP list
Tandy, Keith **S**
 March 8 Signed Contract
Vitale, Danny **TE**
 May 7 Signed Contract
 September 3 Waived
 September 10 Signed to practice squad
Ward, Channing **DE**
 May 2 Signed Contract
Weidinger, Andrew **Assistant Wide Receivers/Game Management**
 January 19 Named assistant wide receivers/game management
Westbrook, Tevin **TE**
 August 28 Waived
 October 17 Signed to practice squad
Wester, Leonard..... **T**
 May 2 Signed Contract
Wright, Major..... **S**
 August 28 Released