



EAGLES GAME NOTES

SUNDAY, NOV. 13, 2016
LINCOLN FINANCIAL FIELD



PRESENTED BY



PHILADELPHIA EAGLES GAME NOTES



EAGLES vs. FALCONS
 Sunday, Nov. 13, 2016 • 1:00 p.m.
 Lincoln Financial Field



- The Philadelphia Eagles return home to Lincoln Financial Field to take on the Atlanta Falcons after spending each of the last two weeks on the road. The Eagles own a 17-14-1 (.547) regular-season record against the Falcons in an all-time series that dates back to 1966. Since 2006, Philadelphia has won four of its last seven games (.571) vs. Atlanta.

EAGLES vs. FALCONS
REGULAR-SEASON GAMES (SINCE 2006)

Date	Location	Result
9/14/15	Atlanta	L, 24-26
10/28/12	Philadelphia	L, 17-30
9/18/11	Atlanta	L, 31-35
10/17/10	Philadelphia	W, 31-17
12/6/09	Atlanta	W, 34-7
10/26/08	Philadelphia	W, 27-14
12/31/06	Philadelphia	W, 24-17

- The Eagles have produced a 9-6-1 (.594) record at home in the all-time series against the Falcons, winning six of their last seven (.857) contests in Philadelphia (including playoffs). Additionally, the Eagles have posted a 4-1 (.800) mark against the Falcons at Lincoln Financial Field (opened in 2003).

EAGLES vs. FALCONS
HOME GAMES (SINCE 2000)

Date	Result
10/28/12	L, 17-30
10/17/10	W, 31-17
10/26/08	W, 27-14
12/31/06	W, 24-17
1/23/05*c	W, 27-10
1/11/03*d	W, 20-6
10/1/00	W, 38-10

c - Conference Championship
 d - Divisional Round

BIRDS' NEST

- RUSHING RANKS:** Philadelphia's 28 rushes of 10+ yards rank T-7th in the NFL, trailing only Dallas (39) and Atlanta (29) in the NFC. The Eagles also rank 8th in the NFL in percentage of rushes of 4+ yards (45.5%, 97-of-213) in 2016, trailing only the Cowboys (47.1%, 131-of-278) in the NFC.
- POINT PRODUCTION:** Philadelphia has scored 20+ points in each of their last 10 games, the NFL's longest active streak. The Eagles rank 10th in the NFL in points per game (25.3), trailing only Atlanta (33.9), New Orleans (30.3), Dallas (27.9) and Carolina (26.5) in the NFC.
- SECOND-HALF SCORING:** Philadelphia is outscoring opponents 109-46 (+63) in the second half of games in 2016, including 74-16 (+58) in the third quarter. The Eagles rank 2nd in the NFL in third-quarter points per game (9.3) this season, trailing only the Falcons (9.3).
- TOTAL NET YARDS:** In Week 9 at NYG, Philadelphia registered a season-high 443 total net yards (347 passing, 96 rushing). The Eagles' 443 total net yards was their most in a single game since a 33-27 victory at Dallas on 11/8/15 (459 yards).

2016 SCHEDULE

PRESEASON

Thurs. Aug. 11	TAMPA BAY	W, 17-9
Thurs. Aug. 18	at Pittsburgh	W, 17-0
Sat. Aug. 27	at Indianapolis	W, 33-23
Thurs. Sept. 1	N.Y. JETS	W, 14-6

REGULAR SEASON

Sun. Sept. 11	CLEVELAND	W, 29-10
Mon. Sept. 19	at Chicago	W, 29-14
Sun. Sept. 25	PITTSBURGH	W, 34-3
Sun. Oct. 9	at Detroit	L, 23-24
Sun. Oct. 16	at Washington	L, 20-27
Sun. Oct. 23	MINNESOTA	W, 21-10
Sun. Oct. 30	at Dallas	L, 23-29 (OT)
Sun. Nov. 6	at N.Y. Giants	L, 23-28
Sun. Nov. 13	ATLANTA	1:00 p.m. (FOX)
Sun. Nov. 20	at Seattle	4:25 p.m. (CBS)
Mon. Nov. 28	GREEN BAY	8:30 p.m. (ESPN)
Sun. Dec. 4	at Cincinnati	1:00 p.m. (FOX)
Sun. Dec. 11	WASHINGTON	1:00 p.m. (FOX)
Sun. Dec. 18	at Baltimore	1:00 p.m. (FOX)
Thurs. Dec. 22	N.Y. GIANTS	8:25 p.m. (NBC NFLN)
Sun. Jan. 1	DALLAS	1:00 p.m. (FOX)

POSTSEASON

AFC and NFC Wild Card Playoffs	January 7-8
AFC and NFC Divisional Playoffs	January 14-15
AFC and NFC Championship Games	January 22
Pro Bowl (Orlando, FL) (ESPN)	January 29
Super Bowl LI (Houston, TX) (FOX)	February 5

ON THE CALL

TELEVISION: FOX will broadcast Sunday's game to a regional audience. Kevin Burkhardt will handle the play-by-play duties and former NFL safety John Lynch will provide analysis. Pam Oliver will report from the sidelines.

EAGLES RADIO: Calling the game on 94WIP and the Eagles Radio Network will be Merrill Reese, the NFL's longest-tenured play-by-play announcer (40th season). Joining Reese in the radio booth will be former Eagles All-Pro wide receiver Mike Quick, while Howard Eskin will report from the sidelines.

EAGLES SPANISH RADIO: Rickie Ricardo, Macu Berral and Gus Salazar will handle the broadcast in Spanish on Mega 105.7 FM in Philadelphia and the Eagles Spanish Radio Network.

NATIONAL RADIO: Compass Media Networks will broadcast Sunday's game to a national audience.

CROSSING PATHS

Falcons QBs Matt Ryan (William Penn Charter) and Matt Schaub (West Chester East) attended high school in the Philadelphia area ... Falcons LB Paul Worrlow is a native of Wilmington, DE ... Eagles CB Leodis McKelvin (Waycross) and DE Marcus Smith (Columbus) are from the state of Georgia ... Falcons passing game coordinator Jerome Henderson played cornerback for the Eagles during the 1995 season ... Eagles DL coach Chris Wilson held the same title with the University of Georgia in 2013 ... Three tight ends in Sunday's game played collegiately at Stanford: Eagles TE Zach Ertz (2010-12) and Falcons TEs Austin Hooper (2014-15) and Levine Toilolo (2010-12).

PHILADELPHIA EAGLES GAME NOTES



DOMINANT DEFENSE

- **POINTS ALLOWED:** The Eagles have allowed only 25 scores on 94 opponent drives in 2016, ranking 3rd in the NFL in opponent scoring efficiency (26.6%), trailing only Baltimore (23.5%) and Arizona (25.5%). Philadelphia also ranks 6th in the NFL in points allowed per game (18.1), trailing only Minnesota (15.8), New England (16.5), Seattle (16.8), Dallas (17.5) and Arizona (17.5). The last time the Eagles allowed 145-or-fewer points in the first half of the season was in 2008 (also 144 points).
- **POINT DIFFERENTIAL:** Philadelphia has outscored opponents 202-145 (+57) and currently ranks 3rd in the NFL in average point differential (+7.1), trailing only New England (+10.6) and Dallas (+10.4). The Eagles' +57 point differential in 2016 is the team's largest through eight games since 2014 (also +57).
- **RED ZONE EFFICIENCY:** Philadelphia leads the NFL in opponent red zone scoring efficiency (69.2%), allowing only 18 scores on 26 opponent red zone drives.

TAKEAWAYS: The Eagles are one of just four NFL teams with 3+ red zone takeaways in 2016, joining Kansas City (6), Buffalo (3) and New Orleans (3). Philadelphia (11.5%) trails only Kansas City (23.1%) in takeaways per red zone drive.

YARDS PER PLAY: The Eagles rank 1st in the NFL in opponent yards per play inside the red zone (1.80) in 2016, allowing just 117 yards on 65 opponent red zone plays.

RUSHING AVERAGE: Philadelphia owns the NFL's lowest opponent red zone rushing average (1.0) this season, allowing just 27 yards on 27 red zone rush attempts.

- **SACKS:** Philadelphia has 23 sacks in 2016, tied for the 5th-most in the NFL, behind Buffalo (30), Denver (28), Seattle (27) and Carolina (24). The Eagles also rank 4th in the NFL in sacks per pass attempt (8.4%), trailing only Seattle (9.3%) in the NFC.

TAKEDOWN BREAKDOWN: Philadelphia has recorded 11 sacks on first down, the most in the NFL. ... Sixteen of the Eagles' 23 sacks this season have come in the second half, ranking 4th in the NFL behind Buffalo (21), Denver (19) and Seattle (17). ... This season, 12 different Eagles players have registered a sack, including five players with multiple QB takedowns.

- **FORCED FUMBLES:** Philadelphia's 8 forced fumbles are tied for the 8th-most in the NFL in 2016, trailing only Atlanta (10), Washington (10), Arizona (9) and Dallas (9) in the NFC. Since 2014, the Eagles lead the NFL with 47 forced fumbles.

- **TAKEAWAYS:** Philadelphia is tied with Arizona and Oakland for the 5th-most takeaways (15) in the NFL in 2016, trailing only Kansas City (20), San Diego (18), Minnesota (17) and Denver (16). The Eagles have registered a 3-1 (.750) record when forcing multiple turnovers in games this season.

FUMBLE RECOVERIES: Philadelphia is tied for the 4th-most opponent fumble recoveries (7) in the NFL in 2016, trailing only New Orleans (9), Denver (8) and Kansas City (8).

INTERCEPTIONS: The Eagles have recorded an INT in seven of their eight games in 2016. The last time Philadelphia recorded INTs in at least seven of their first eight games of the season was in 2010 (all eight games).

HOW THEY STACK UP

OFFENSE

Category	Falcons		Eagles	
	Stats	Rank	Stats	Rank
Total Offense	429.2	2nd	333.4	25th
Rush Offense	114.2	10th	107.8	17th
Pass Offense	315.0	2nd	225.6	28th
Points Per Game	33.9	1st	25.3	10th
3rd-Down Off. %	41.6	10th	32.7	30th
4th-Down Off. %	63.6	7th	66.7	T-5th
Red Zone Off. (TD%)	56.8	15th	46.9	25th

DEFENSE

Category	Falcons		Eagles	
	Stats	Rank	Stats	Rank
Total Defense	381.1	26th	325.5	6th
Rush Defense	91.6	7th	107.1	18th
Pass Defense	289.6	31st	218.4	6th
Points Per Game	28.8	28th	18.1	6th
3rd-Down Def. %	45.0	28th	37.4	10th
4th-Down Def. %	69.2	26th	38.5	12th
Red Zone Def. (TD%)	78.8	32nd	46.2	4th

TEAM

Category	Falcons		Eagles	
	Stats	Rank	Stats	Rank
Turnover Diff.	+3	5th	+6	T-8th
Penalties Per Game	7.0	17th	8.1	T-26th
Penalty Yards Per Game	61.3	16th	67.5	25th

SUCCESS ON SPECIAL TEAMS

- **SPECIAL TEAMS TDs:** Philadelphia has posted an NFL-leading 12 special teams TDs (4 kickoff return TDs; 4 punt return TDs; 4 blocked punt return TDs) since 2013. The Eagles (2), Colts (1) and Dolphins (1) are the only teams with kickoff return TDs in 2016.
- **TOTAL KICK RETURN TDs:** Since 2013, the Eagles are tied with the Vikings for the most combined kickoff and punt return TDs (8) in the NFL. Since 2014, Philadelphia leads the NFL in both kickoff return TDs (4) and punt return TDs (4). The Eagles are the only NFL team to record multiple kick return TDs in each of the last three seasons (4 in 2014; 2 in 2015; 2 in 2016).
- **KICKOFF RETURN AVERAGE:** Philadelphia leads the NFL in kickoff return average (35.4) in 2016. Since 2014, the team ranks 2nd in the NFL in kickoff return average (26.4), trailing only Baltimore (27.1). Philadelphia also ranks 2nd in the NFL in opponent kickoff return average (17.3) in 2016, trailing only Denver (16.3) in that category.
- **STARTING FIELD POSITION AFTER KICKOFF:** The Eagles lead the NFL in both average starting field position after kickoff (29.8) and opponent average starting field position after kickoff (22.5) in 2016. Philadelphia also ranks 1st in the NFL in percentage of 20+ yard kickoff returns (72.7%) in 2016, returning 10 of 13 total kickoffs for 20+ yards.
- **PUNT RETURN AVERAGE & BLOCKS:** Since 2014, the Eagles rank 1st in the NFL in punt return average (12.5). Philadelphia has also posted 4 blocked punt return TDs since 2014: **Najee Goode** (12/6/15 at NE), **Trey Burton** (12/28/14 at NYG), **Chris Maragos** (10/5/14 vs. StL), **Brad Smith** (9/28/14 at SF).

PLAYER CAPSULES



QUARTERBACKS

Carson Wentz 11 **Rookie** **D1-16** **North Dakota State**

- Named the Eagles starter just eight days prior to the season opener after **Sam Bradford** was traded to Minnesota
- Became first rookie in NFL history to throw at least 1 TD with no INTs in each of the first three games of a season. Named NFL Offensive rookie of the month for September 2016.
- Selected by the Eagles with the No. 2 overall pick in the 2016 NFL Draft, becoming the franchise's highest drafted player since QB **Donovan McNabb** (also second overall) in 1999
- Since 1971, only six other non-FBS QBs have been first-round draft choices: **Joe Flacco** (Delaware, 18th, 2008), **Steve McNair** (Alcorn State, 3rd, 1995), **Ken O'Brien** (UC Davis, 24th, 1983), **Phil Simms** (Morehead State, 7th, 1979), **Doug Williams** (Grambling State, 17th, 1978) and **Dan Pastorini** (Santa Clara, 3rd, 1971)
- At North Dakota State, was a member of five straight NCAA Division I FCS national championship teams (2011-15), including two as a starter in 2014 and 2015
- Compiled an impressive 20-3 quarterback record, while logging 4,762 passing yards and 42 passing TDs, along with 936 rushing yards and 12 rushing TDs
- Finished his collegiate career ranked third in school history in passing yards (5,115), passing TDs (45), completions (392), completion percentage (64.1) and passer efficiency (153.9)

Chase Daniel 10 **8th Year** **FA-KC-16** **Missouri**

- Spent previous three seasons in Kansas City with former Chiefs OC and current Eagles head coach **Doug Pederson**
- Spent his first four NFL seasons with the Saints, where he served as a back-up to Pro Bowl QB **Drew Brees** and was a member of New Orleans' Super Bowl-winning team in 2009
- Was named a Heisman Trophy finalist as a junior at Missouri in 2007 and finished as the school's all-time leader in passing yards (12,515), completions (1,094) and passing TDs (101)

RUNNING BACKS

Ryan Mathews 24 **7th Year** **FA-SD-15** **Fresno State**

- In his first season with Philadelphia in 2015, finished fourth in the NFL with a career-high 5.08 rushing average (min. 100 attempts)
- Played his first five seasons in San Diego, where he logged two 1,000-plus-yard rushing campaigns in 2011 and 2013
- Following the 2013 season, was an All-AFC pick by the Professional Football Writers of America after setting career highs in rushing attempts (285) and rushing yards (1,255)
- Earned Pro Bowl honors in 2011, when he rushed for 1,091 yards and six TDs on 222 carries (4.9 avg.) and set career highs with 50 catches for 455 yards (9.1 avg.)

Darren Sproles 43 **12th Year** **T-NO-14** **Kansas State**

- In 2015, earned Pro Bowl honors as a return specialist for the 2nd consecutive season after leading NFL in punt return yards (446) and TDs (two) and ranking 2nd in punt return average (11.7)
- Signed a one-year contract extension with the Eagles on 7/29/16
- Leads the NFL with 16,949 all-purpose yards since 2007 ... Is second among all active players in the category with 18,645 all-purpose yards, trailing only BAL's WR **Steve Smith Sr.**
- Only player in NFL history to record 15-plus rushing TDs (20), 25-plus receiving TDs (29) and five-plus punt return TDs (seven)

- Boasts nine career return TDs (seven punts and two kickoffs), which ranks tied for sixth all-time. His seven career punt return scores are tied for seventh in NFL history
- He and **DeSean Jackson** share the Eagles franchise record for most career punt returns (4).
- In 2016, Sproles ranks 3rd in NFL in punt return avg. (14.1) and ranks 2nd on team in rushing yards (285) and receptions (25)

Kenjon Barner 34 **3rd Year** **T-Car-14** **Oregon**

- Acquired from the Panthers in 2014 for a conditional 7th-round draft pick in 2015
- Finished his collegiate career ranked second in school history with 3,623 rushing yards and tied for second with 41 rushing TDs

Wendell Smallwood 28 **Rookie** **D5a-16** **West Virginia**

- Posted an 86-yard kickoff return TD at Wash. on Oct. 16, 2016
- Named West Virginia's offensive player of the year as a junior in 2015 and earned All-Big 12 2nd-team honors after posting career highs with 1,519 yards and 12 TDs on 238 attempts (6.4 avg.)
- Finished his three-year collegiate career with 425 carries for 2,462 yards (5.8 avg.) and 12 TDs

WIDE RECEIVERS

Jordan Matthews 81 **3rd Year** **D2-14** **Vanderbilt**

- Leads the Eagles in catches (42), yards (507) and TDs (3) in 2016
- Notched the 10th-most receptions (152) in NFL history by a player in the first two seasons of his career
- Ranks first in team history in receptions (152), second in receiving yards (1,869) and second in TDs (16) among Eagles in the first two seasons of their NFL career
- In 2014, finished his rookie season ranked second all-time among Eagles rookies in receptions (67) and receiving yards (872)
- Finished his collegiate career as the SEC's all-time leader in receptions (262) and receiving yards (3,759).

Nelson Agholor 17 **2nd Year** **D1-15** **USC**

- Started 12 games as a rookie in 2015 after being selected 20th overall by the Eagles
- Totaled 179 catches for 2,571 yards and 20 TDs in 40 games (30 starts) during his collegiate career at USC

Dorial Green-Beckham 18 **2nd Year** **T-Ten-16** **Oklahoma**

- Acquired by the Eagles in a trade with Tennessee on Aug. 16, 2016 for OL **Dennis Kelly**
- A 2nd round draft pick of the Titans in 2015, finished his rookie campaign with 32 receptions for 549 yards and four TDs
- Also in 2015, ranked sixth in the NFL and first among rookies with 17.2 yards per reception
- In 2 seasons at Missouri, had 87 catches, 1,278 yards and 17 TDs

Bryce Treggs 16 **Rookie** **W-SF-16** **California**

- Acquired by the Eagles off waivers from San Francisco on Sept. 4, 2016. Originally signed with the 49ers as a rookie free agent
- Played collegiately at California and finished his career ranked third in school history with 195 career receptions and fourth with 2,506 receiving yards

PLAYER CAPSULES



TIGHT ENDS

Brent Celek 87 10th Year D5b-07 Cincinnati

- Signed a three-year contract through 2018 on 1/29/16
- Ranks 4th on the Eagles all-time reception list (376)
- Appeared in all 16 games for the third consecutive season and for the eighth time in his career in 2015 and registered 398 yards and three TDs on 27 receptions
- With 157 receiving yards vs. Baltimore on 9/16/12, recorded the second-highest yardage output by a tight end in Eagles history, behind **Pete Retzlaff's** 204 yards vs. Washington on 11/14/65
- Produced one of the most prolific seasons by an Eagles tight end during the 2009 season, setting career highs in receptions (76), yards (971) and TDs (eight). Those numbers were the second-highest single-season total in team history in all three categories among tight ends
- Set a franchise playoff record with 10 catches (83 yards and two TDs) in the NFC Championship game on 1/18/09 at Arizona. His two TD receptions tied a team postseason record (**Chad Lewis, Fred Barnett, Harold Carmichael**)

Zach Ertz 86 4th Year D2-13 Stanford

- Signed a five-year contract extension with the Eagles during the 2016 offseason, keeping him in Philadelphia until 2021
- In 2015, set career highs in receptions (75) and receiving yards (853) and finished second on the team in both categories
- Recorded 30 catches over the last three games of the 2015 campaign, setting a team record for the most receptions over a three-game span
- One of four tight ends to have multiple games of 13+ catches and 100+ yards since 1960 (**Jason Witten 4, Kellen Winslow, Sr. 3, Ertz, 2 and Tony Gonzalez 2**)

Trey Burton 47 3rd Year FA-14 Florida

- In 2015, led the team with 19 special teams tackles, the most by an Eagles player in the regular season since 2009
- Recorded a blocked punt and a blocked punt return for a touchdown as a rookie in 2014
- Appeared in 50 games (29 starts) during his collegiate career at Florida, where he registered 720 rushing yards and 16 TDs on 141 carries and 107 catches for 976 yards and four TDs

OFFENSIVE LINE

Jason Peters 71 13th Year T-Buf-09 Arkansas

- Has earned eight Pro Bowl selections and six All-Pro honors (2007-08, 2010-11, 2013-14) during his 12-year NFL career ... Named to the Pro Bowl in five consecutive seasons from 2007-11
- His eight Pro Bowl selections are the most by an undrafted offensive lineman since the 1970 NFL merger
- Earned his eighth career Pro Bowl berth (sixth with the Eagles) in 2015 ... Has garnered the second-most Pro Bowl honors by an offensive lineman in team history, behind **Chuck Bednarik** (eight), who did so as a two-way player at center and linebacker
- Since his first Pro Bowl selection in 2007, only CLE's T **Joe Thomas** (eight) has been selected to as many Pro Bowls as an offensive tackle
- Originally signed with the Bills as a rookie free agent tight end in 2004 with a signing bonus of \$5,000 ... Made career-changing switch from tight end to offensive tackle in 2005

Allen Barbre 76 9th Year FA-13 Missouri Southern St.

- Joined the Eagles in 2013 and emerged as a starter in his third season with Philadelphia in 2015 ... Signed a three-year contract extension during the 2014 offseason
- Originally selected by the Packers in the 4th round (119th overall) of the 2007 NFL Draft

Jason Kelce 62 6th Year D6a-11 Cincinnati

- Voted to the Pro Bowl for the first time in his career in 2014, becoming the first Eagles center to do so since **Jim Ringo** was named to his 10th Pro Bowl after the 1967 campaign
- Following the 2013 season, was rewarded with a seven-year contract extension through 2020 ... Originally selected by the Eagles in the 6th round of the 2011 NFL Draft, became an immediate starter during his rookie season
- Played collegiately at Cincinnati, where he first joined the Bearcats as a walk-on linebacker in 2006

Brandon Brooks 79 5th Year FA-Hou-16 Miami (Ohio)

- Signed a five-year contract with the Eagles as a free agent during the 2016 offseason ... Originally chosen by Houston in the 3rd round (76th overall) of the 2012 NFL Draft
- Spent the first four years of his career with the Texans, where he appeared in 53 games with 45 starts (including playoffs)
- Was a four-year letterman at Miami (Ohio), where he played in 45 games (41 starts) and was a three-time All-Mid Conference second-team selection

(SUSP) Lane Johnson 65 4th Year D1-13 Oklahoma

- Signed a six-year contract with the Eagles during the 2016 offseason ... Originally selected by Philadelphia with No. 4-overall pick in the 2013 NFL Draft
- Has started all 45 games that he has played in his three-year career (including playoffs) ... In 2015, started all 16 games for the Eagles, opening 14 contests at RT and making his first two career starts at LT at Dallas (11/8/15) and vs. Miami (11/15/15)
- Played collegiately as a QB, TE and defensive lineman before transitioning to the offensive line at Oklahoma in 2011

Halapoulivaati Vaitai 72 Rookie D5b-16 TCU

- Selected by the Eagles in 5th round of the 2016 NFL Draft
- Has experience playing both tackle positions ... Was a two-time All-Big 12 honoree and anchor on TCU's offensive line in 2015 ... Helped pave the way for both a 1,000-yard rusher and receiver in the same season for just the second time in school history

Matt Tobin 64 4th Year FA-13 Iowa

- In 2015, replaced T/G **Andrew Gardner** as the starting RG after Gardner suffered a season-ending injury in Week 3 at N.Y. Jets (9/27/15) ... Went on to start 13 games for the Eagles
- Signed by the Eagles as a rookie free agent in 2013
- Was a three-year letterman at Iowa, starting the final 22 games of his collegiate career ... Saw time at both left tackle and left guard for the Hawkeyes

PLAYER CAPSULES



Stefen Wisniewski 61 **6th Year** **FA-Jax-16** **Penn State**

- Signed with the Eagles as a free agent during the 2016 offseason after spending the 2015 campaign with the Jaguars ... Has started all 16 games in each of the last two seasons
- Originally selected by the Raiders in the 2nd round (48th overall) of the 2011 NFL Draft ... In four seasons with Oakland, started all 77 games played, opening 15 contests at LG and 62 games at C
- Is the son of **Leo Wisniewski**, a nose tackle who was selected by the Baltimore Colts in the 2nd round (28th overall) of the 1982 NFL Draft ... Is the nephew of **Steve Wisniewski**, who was an eight-time Pro Bowler and two-time first-team All-Pro guard ... The Wisniewski trio all played collegiately at Penn State

Isaac Seumalo 73 **Rookie** **D3-16** **Oregon State**

- Made 37 starts during his collegiate career at Oregon State, opening 23 contests at center, nine at right guard, three at left tackle and two at right tackle
- With the Beavers, earned All-Pac-12 honors during his freshman, sophomore and senior seasons
- Is the son of **Joe Seumalo**, who was teammates with Eagles head coach **Doug Pederson** on NFL Europe's Rhein Fire in 1995 ... Joe is currently the DL coach at Arizona State

Dillon Gordon 69 **Rookie** **FA-16** **LSU**

- Signed by the Eagles as a rookie free agent during the 2016 offseason. Made the transition from tight end to offensive line upon entering the professional ranks
- Was a three-year starter at tight end for LSU, and caught 7 passes for 96 yards.

Josh Andrews 68 **2nd Year** **FA-14** **Oregon State**

- Appeared in 13 games with the Eagles in 2015 ... Spent his entire rookie season on the practice squad in 2014
- Started 32 career games at Oregon State, including 30 consecutive contests. Combined to make 25 starts at left guard over his junior and senior seasons with the Beavers

DEFENSIVE LINE

Connor Barwin 98 **8th Year** **FA-Hou-13** **Cincinnati**

- Compiled 7 sacks, 79 tackles and eight passes defended in 2015
- Earned second-team All-Pro and Pro Bowl honors in 2014 after ranking fourth in the NFL and first in the NFC with a career-high 14.5 sacks, marking the most ever by an Eagles LB
- Signed with Eagles in 2013 after first 4 NFL seasons in Houston
- His foundation, MTWB, has hosted three concerts since 2014 that have raised over \$685,000 to revitalize neighborhood parks in the city of Philadelphia
- Was a two-sport athlete in football and basketball in college

Fletcher Cox 91 **5th Year** **D1-12** **Mississippi State**

- With four sacks, leads the team and ranks 4th in the NFL in sacks among DTs in 2016. Earned NFC Defensive player of the month honors in September 2016
- An anchor on the Eagles defensive line and one of the best young defenders in the game, signed a six-year contract extension in June 2016 that will keep him in Philadelphia through 2022

- Earned his first trip to the Pro Bowl in 2015 after leading the Eagles defense with a career-high 9.5 sacks ... Also finished second on the defense with a career-high 104 tackles ... Added three forced fumbles
- His 9.5 sacks in 2015 marked the most by an Eagles interior defensive lineman since **Corey Simon** had 9.5 in 2000
- Earned a spot on PFWA's All-Rookie team in 2012 after being selected 12th overall ... Notched 5.5 sacks, 5th most by a rookie

Bennie Logan 96 **4th Year** **D3-13** **LSU**

- Started all 14 games that he played in 2015 and set career highs in tackles (67) and tackles for loss (nine)
- According to Pro Football Focus, finished second in the NFL in 2015 in run stop percentage (14.8 pct.) ... The stat is defined as the percentage of a player's run defense snaps where he was responsible for a stop
- Registered 61 tackles in 2014 despite playing 55% of the snaps
- Anchored the defensive line of one of college's top defenses while at LSU and was honored to wear famed jersey No. 18

Brandon Graham 55 **7th Year** **D1-10** **Michigan**

- Leads the Eagles with 4 sacks in 2016
- Logged career highs in 2015 with 63 tackles and 6.5 sacks. Finished third on the defense with 12.5 TFLs and tied for the team lead with three forced fumbles
- His seven forced fumbles since 2014 tie for third-most in the NFL
- A 1st round pick of the Eagles in 2010, Graham re-signed with Philadelphia in the 2015 offseason, inking a four-year contract

Vinny Curry 75 **5th Year** **D2-12** **Marshall**

- Signed a five-year contract with the Eagles in the 2016 offseason that will keep him in Philadelphia through 2020
- Ranked second on the team in 2014 with a career-high nine sacks to go along with four forced fumbles ... Was just one of six players in the NFL to finish the year with at least nine sacks and four forced fumbles
- Tied for third on the team with four sacks in 2013
- Was named the 2011 Conference USA Defensive Player of the Year after posting 11 sacks, seven forced fumbles and 22 TFLs

Beau Allen 94 **3rd Year** **D7-14** **Wisconsin**

- Recorded a career-high 31 tackles in 2015
- Never missed a game in college, totaling 94 tackles and 8 sacks ... Was a two-time All-Big Ten honorable mention selection (2012-13)

Marcus Smith 90 **3rd Year** **D1-14** **Louisville**

- Moves to defensive end in **Jim Schwartz's** 4-3 defense after playing his first two NFL seasons at OLB
- A first-round pick of the Eagles in 2014, finished second in the NCAA with 14.5 sacks in 2013 and was named the American Athletic Conference Defensive Player of the Year

Destiny Vaeao 97 **Rookie** **FA-16** **Washington State**

- Totaled 84 tackles, including 19 for a loss, seven sacks, two forced fumbles and two fumble recoveries in 44 career games at Washington State

PLAYER CAPSULES



Steven Means 51 **2nd Year** **PS-Hou-15** **Buffalo**

- Originally a fifth-round draft pick of the Bucs in 2013, signed to the Eagles 53-man roster from the Texans practice squad on Dec. 8, 2015
- Was a four-year letterman at the University at Buffalo and finished his career ranked fourth in school history in sacks (18.5)

Taylor Hart 77 **3rd Year** **W-SF-16** **Oregon**

- 5th round draft pick of the Eagles in 2014, was claimed off waivers on Oct. 24 from San Francisco, who claimed him off waivers from the Eagles after final roster cut down in September

Bryan Braman 56 **6th Year** **FA-Hou-14** **West Texas A&M**

- Played a team-high 428 snaps on special teams in 2015, contributing on 86 percent of special teams plays ... Also recorded the first full sack of his career when he dropped Saints QB **Drew Brees** in a Week 5 win vs. NO
- Logged eight special teams tackles and blocked a punt in 2014
- Spent first three NFL seasons with Houston and was named a Pro Bowl alternate in 2012 after leading them with 16 STT and two blocked punts

(IR) Alex McCalister 57 **Rookie** **D7b-16** **Florida**

- Finished his career in Gainesville with 52 tackles, 17.5 tackles for loss, 12.5 sacks and two forced fumbles

LINEBACKERS

Jordan Hicks 58 **2nd Year** **D3-15** **Texas**

- Through first eight career NFL games (2015), recording team-leading 54 tackles, NFL-high three fumble recoveries, two interceptions (including one returned for a TD), one sack, and one forced fumble Suffered torn pectoral tendon in the Eagles' eighth game of the season at Dallas and was placed on IR
- At Texas, amassed 299 tackles, including 24 for a loss, 5.5 sacks, two INTs, 7 pass breakups, 12 special teams tackles and 1 FR
- As a senior in 2014, earned second-team All-Big 12 honors from the AP and league coaches after notching 147 tackles

Nigel Bradham 53 **5th Year** **FA-Buf-16** **Florida State**

- Originally a fourth-round selection of the Buffalo Bills in the 2012 NFL Draft ... Played first four years in Buffalo before signing as a free agent with the Eagles in the 2016 offseason
- Started all 11 games that he played in 2015 and totaled 57 tackles before sustaining a season-ending ankle injury ... At the time of the injury, his tackle total ranked fourth on the defense
- Had a career year in 2014 while playing under current Eagles defensive coordinator **Jim Schwartz** in Buffalo ... Started all 14 games and set career highs in tackles (102), TFLs (six), sacks (2.5), passes defensed (seven) and forced fumbles (two)

Mychal Kendricks 95 **5th Year** **D2a-12** **California**

- Started all 13 games that he played in 2015 and finished third on the defense with 91 tackles while collaring three sacks
- Missed 4 games in 2014, but finished with 4 sacks and 108 tackles
- In 2013, tallied career highs in tackles (137), sacks (4) + INTs (3)
- The Pac-12 defensive player of the year in 2011 has been a fixture in the Eagles starting lineup since being drafted

Stephen Tulloch 50 **11th Year** **FA-16** **N.C. State**

- Signed a one-year contract with the Eagles on Aug. 23, 2016, following a five-year stint with Detroit ... Originally selected in the fourth-round of the 2006 NFL Draft by the Tennessee Titans, where he spent the first five years of his pro career
- Started all 16 games at MLB for the Detroit Lions in 2015 and led the defense with 107 tackles (74 solo)
- Played six seasons (2006-08, 2011-13) of his NFL career under the guidance of Eagles defensive coordinator Jim Schwartz, who served as the Titans defensive coordinator from 2001-08 and as the Lions head coach from 2009-13

Najee Goode 52 **5th Year** **W-TB-13** **West Virginia**

- Provided solid depth at LB for the Eagles in 2015 and finished third on the team with a career-high 12 special teams tackles
- Quality reserve linebacker was acquired on waivers from Tampa Bay in 2013

Kamu Grugier-Hill 54 **Rookie** **W-NE-16** **Eastern Illinois**

- Acquired by the Eagles via waivers from the Patriots on Sept. 4, 2016 ... Originally a sixth-round draft choice of the Patriots in 2016. Became 15th player in school history to be drafted
- Played in 49 games at Eastern Illinois and earned first-team Ohio Valley Conference accolades as a junior and senior

(IR) Joe Walker 59 **Rookie** **D7c-16** **Oregon**

- A three-year contributor at linebacker for Oregon, was a two-time academic all-conference honorable mention choice. Finished his career with 205 tackles, 17 TFLs and 5.0 sacks in 40 games

DEFENSIVE BACKS

Rodney McLeod 23 **5th Year** **FA-StL-16** **Virginia**

- Leads the team and all NFL safeties with 3 interceptions in 2016, while leading the team in tackles (65)
- Started 16 games at free safety for the Rams in 2015 and finished third on the defense with a career-high 106 tackles (73 solo)
- Originally an undrafted free agent of the St. Louis Rams in 2012, won a starting job in the Rams' secondary at the beginning of the 2013 season and went on to start all 48 games from 2013-15
- A four-year letterman at the University of Virginia, earned honorable mention All-ACC honors as a senior in 2011

Malcolm Jenkins 27 **8th Year** **FA-NO-14** **Ohio State**

- Inked a new five-year contract with the Eagles in the 2016 offseason after posting career and team highs in tackles (120), passes defensed (15) and forced fumbles (three) in 2015, en route to his first trip to the Pro Bowl
- Earned NFC Defensive player of the week honors after a 99-yard INT return for a TD during a win at NE (12/6/15)
- Became first Eagle to have a pick six in three consecutive seasons (2014-16)
- In 2014, led team with 113 tackles and 3 INTs, becoming the first Eagles safety to have an INT in 3 straight games since **Brian Dawkins** in 2004
- Former first-round pick of the Saints in 2009 as a cornerback, was a second-team All-Pro selection in 2010

PLAYER CAPSULES



Leodis McKelvin 21 **9th Year** **FA-Buf-16** **Troy**

- Prior to signing with Eagles, spent his entire pro career with Buffalo, where was the 11th overall pick in 2008 draft
- Began the 2015 season on the reserve/non-football injury list, and went on to play in nine games (five starts). Finished with 32 tackles (25 solo), two interceptions and seven passes defended
- In 2014, was having a career year under then-Bills and current-Eagles defensive coordinator **Jim Schwartz** ... Logged 48 tackles through the first 10 games of the season and snagged a career-high four interceptions and recorded eight passes defended
- Set a Bills record with 1,468 kickoff return yards as a rookie in 2008

Nolan Carroll 22 **7th Year** **FA-Mia-14** **Maryland**

- In 2015, led the team in pass breakups (15) and ranked second in interceptions (two) before being placed on Injured Reserve (ankle) following Week 12 ... Despite the shortened season, set single-season career highs in tackles (54) and passes defended. ... Re-signed with the Eagles in the 2016 offseason
- Former fifth-round pick of the Miami Dolphins in 2010, who was originally signed by the Eagles in 2014

Jalen Mills 31 **Rookie** **D7a-16** **LSU**

- A versatile defensive back who was a four-year starter at LSU ... Finished his Tigers career with 216 tackles, eight tackles for loss, six INTs and four sacks in 46 games (45 starts)
- Played in seven games as a senior in 2015 after breaking his ankle in the preseason ... Was a first team All-America selection by CBS Sports after finishing the season with 30 tackles, one sack and three pass breakups
- Started 12 games at safety and one at nickelback as a junior in 2014, and tallied 62 tackles, three TFLs, one INT and five PBUs

Jaylen Watkins 26 **2nd Year** **D4-14** **Florida**

- Signed to the Eagles 53-man roster off of the Bills practice squad following Week 12 of the 2015 season ... Originally selected by Philadelphia in the 4th round of the 2014 NFL Draft
- During his collegiate career at Florida, recorded 133 tackles, three INTs and 21 passes defended in 48 games (28 starts)
- Is the brother of Buffalo 2014 first-round selection WR **Sammy Watkins**, with the two pros separated by less than year of age

Chris Maragos 42 **7th Year** **FA-Sea-14** **Wisconsin**

- Leads the Eagles with 7 special teams tackles in 2016
- In 2015, blocked by a punt by NE's **Ryan Allen** that was returned for a touchdown by Najee Goode (12/6/15)
- Joined the 49ers as a rookie free agent in 2010 with a signing bonus of \$4,000, but became a special teams standout during a three-year tenure with Seattle from 2011-13, which included a Super Bowl championship
- Walked on at Western Michigan and Wisconsin as a WR and received a scholarship offer for only his final collegiate season

Terrence Brooks 29 **3rd Year** **W-Bal-16** **Florida State**

- Originally a third-round draft pick of the Baltimore Ravens in 2014, was acquired by the Eagles off waivers on Sept. 4, 2016
- Appeared in 23 games in his first two seasons with the Ravens and totaled 26 tackles (22 solo) and three passes defended

C.J. Smith 37 **Rookie** **FA-16** **North Dakota State**

- Promoted from the Eagles practice squad on October 13
- Led the Missouri Valley Football Conference in pass breakups in 2013 and 2014

(IR) Ron Brooks 33 **5th Year** **FA-Buf-16** **LSU**

- Placed on IR on Oct. 24 after suffering a ruptured quad tendon
- Originally a fourth-round pick of the Buffalo Bills in 2012, spent the first four years of his career with the Bills before signing a three-year contract with the Eagles in the 2016 offseason
- Appeared in 47 games with Buffalo, racking up 46 tackles and seven passes defended ... Also a key contributor on special teams, compiled 29 special teams tackles

SPECIALISTS

Caleb Sturgis 6 **4th Year** **FA-15** **Florida**

- Ranks 4th in the NFL with 78 points and tied for first with 20 FGs
- Connected on 18 consecutive field goals in 2016 which tied for the 2nd longest streak in team history (Alex Henery - 22)
- Signed by the Eagles following Week 3 of the 2015 season ... Made 18 of 22 FGAs (81.8%), including two 50+ yard field goals
- Spent the first two seasons of his pro career with the Dolphins, who selected him in the 5th round of the 2013 NFL Draft
- Was a four-year letterman at Florida, where he connected on 70 of 88 career field goal attempts (79.5%) and finished his career with 340 points ... With the Gators, set career school records in both made field goals (70) and field goal attempts (88)

Donnie Jones 8 **13th Year** **FA-Hou-13** **LSU**

- In 2015, ranked sixth in the NFL in net punt average (41.6) and seventh in gross punt average (47.0) ... His net average set an Eagles single-season record
- Garnered second-team All-Pro honors in 2008 and 2009 while with St. Louis ... Is one of only seven players in NFL history to record a 50.0 gross average in a season, doing so in 2008

Jon Dorenbos 46 **14th Year** **FA-06** **UTEP**

- Since signing with Philadelphia as a free agent in 2006, has played in every game for the Eagles
- In 2016, his magical talents allowed him to finish 3rd on America's Got Talent TV show
- Has carved out a 13-year NFL career, while earning Pro Bowl honors following both the 2009 and 2014 seasons
- Originally signed by Buffalo as a rookie free agent in 2003
- Began his collegiate career in 1999 at Golden West Junior College in Huntington Beach, CA, as a fullback and linebacker, before transferring to UTEP in 2000 ... Went on to handle the long-snapping duties in 23 games over three seasons at UTEP

ATLANTA FALCONS DEPTH CHART



OFFENSE

WR 11 Julio Jones	16 Justin Hardy	14 Eric Weems	
LT 70 Jake Matthews	76 Tom Compton		
LG 67 Andy Levitre	63 Ben Garland		
C 51 Alex Mack	63 Ben Garland		
RG 65 Chris Chester	71 Wes Schweitzer		
RT 73 Ryan Schraeder	76 Tom Compton		
TE 83 Jacob Tamme	81 Austin Hooper	80 Levine Toilolo	82 Joshua Perkins
WR 12 Mohamed Sanu	19 Aldrick Robinson	18 Taylor Gabriel	
QB 2 Matt Ryan	8 Matt Schaub		
RB 24 Devonta Freeman	26 Tevin Coleman	28 Terron Ward	33 Stevan Ridley
FB 42 Patrick DiMarco			

DEFENSE

DE 50 Brooks Reed	99 Adrian Clayborn	93 Dwight Freeney	
DT 95 Jonathan Babineaux	98 Cliff Matthews		
DT 97 Grady Jarrett	91 Courtney Upshaw		
DE 94 Tyson Jackson	77 Ra'Shede Hageman		
LB 44 Vic Beasley Jr.	41 Philip Wheeler		
LB 45 Deion Jones	55 Paul Worrilow	53 LaRoy Reynolds	
LB 59 De'Vondre Campbell			
CB 23 Robert Alford	29 C.J. Goodwin	32 Jalen Collins	
CB 21 Desmond Trufant	34 Brian Poole		
S 37 Ricardo Allen	27 Robenson Therezie	20 Sharrod Neasman	
S 22 Keanu Neal	36 Kemal Ishmael		

SPECIALISTS


K 3 Matt Bryant			
KO 5 Matt Boshier			
P 5 Matt Boshier			
KR 14 Eric Weems	16 Justin Hardy		
PR 14 Eric Weems	16 Justin Hardy		
LS 47 Josh Harris			
H 5 Matt Boshier			

JEFFREY LURIE | CHAIRMAN & CEO



In 1994, Jeffrey Lurie purchased the Philadelphia Eagles, launching the most successful run in franchise history.

The Eagles became a perennial contender as the club established a winning tradition by capturing seven NFC East titles, playing in five NFC Championships and making an appearance in Super Bowl XXXIX. This unprecedented run of success compiled a greater overall winning percentage, more playoff appearances (23) and more playoff victories (11) than it had under all previous Eagles ownership groups combined.



While Lurie's teams have thrived on the field, he has also built a successful business and community-oriented organization over the two decades that he has served as Chairman and CEO.

After purchasing the Eagles, Lurie recognized that the organization was in need of a total reconstruction, design and relocation of its office headquarters, practice facility and stadium. He immediately committed to providing the franchise with everything it needed to succeed and constructed two state-of-the-art facilities in South Philadelphia: the NovaCare Complex (2001) and Lincoln Financial Field (2003).

Although Lincoln Financial Field was erected specifically to house its primary tenant, the Philadelphia Eagles, Lurie also created a multi-dimensional event destination that could house a wide variety of events. Fittingly, the first ticketed event at the new stadium was a soccer match between Manchester United and FC Barcelona in August 2003.

Since then, Lincoln Financial Field has continued to evolve with an ever-changing entertainment landscape and underwent a two-year, \$125 million revitalization in 2013. Over the years, the venue has hosted high-profile events including sold-out concerts, national and international soccer matches, the NCAA Lacrosse Championships, the Army-Navy Game, Monster Jam, Temple University football games and more.

Lurie serves on numerous NFL committees, including the Finance Committee, Broadcast Committee, International Committee and the Super Bowl Advisory Committee.

Lurie is also a thoughtful and compassionate philanthropist. Inspired by his younger brother, who is autistic, Lurie and his entire family are devoted to raising both money and awareness for research on the causes of the neurodevelopmental disorder.

One of Lurie's philanthropic endeavors was the creation of the team's non-profit charity, the Eagles Charitable Foundation, that now provides children in the Philadelphia region with greater access to vision care as well as supporting autism research and services.

"Autism is one of the most under-funded conditions in the country, and we need to raise awareness," Lurie has noted. "Those who have autism are wonderful people, usually highly intelligent, sweet and caring. They are often unable to effectively communicate with others. A great deal more research needs to be done."

The Eagles won the coveted 2011 Sports Team of the Year Award by Beyond Sport, a global organization that promotes, develops and funds the use of sport to create positive social change across the world, for its campaigns, "Tackling Breast Cancer" and "Go Green!"

Prior to entering business, Lurie served as an adjunct assistant professor of social policy at Boston University. He earned a B.A. from Clark University, a master's in psychology from Boston University and a Ph.D. in social policy from Brandeis University.

Born on September 8, 1951, Lurie has two children. He is married and resides in the Philadelphia area with his wife, Tina. In his free time, he enjoys traveling, golfing, tennis, movies, music and discovering great restaurants.

BEHIND THE SCENES WITH JEFFREY LURIE



- Favorite Philadelphia restaurants:** Barclay Prime, Nomad, Osteria, Radicchio Café, Tinto, Vernick and Vietnam Restaurant
- Favorite Philadelphia breakfast spot:** Honey's Sit N Eat
- Favorite music:** Ranges from The Doors to Bob Marley to Shakira
- First concert attended:** Beach Boys
- Favorite player growing up:** Bobby Orr
- Favorite TV shows of all-time:** *Hogan's Heroes*, *The Fugitive*, *24*
- Favorite books:** *The Kite Runner*, *Book of Daniel*
- Favorite all-time movies:** *The Great Escape*, *The Godfather Part II*
- Favorite recent movie:** *Silver Linings Playbook*
- Favorite dog breeds:** Bernese Mountain Dog, Wheaten Terrier

LURIE'S LANDMARKS



- Is the winningest owner in Eagles history and has led the franchise longer than any owner in team history (21 years)
- His Eagles teams have played in five NFC Championships, captured seven NFC East titles and made an appearance in Super Bowl XXXIX
- Under his direction, the team has played in 23 playoff games and has won 11 of those contests
- One of Lurie's philanthropic endeavors was the creation of the team's non-profit charitable wing in 1995. For 20 years, Eagles Youth Partnership (EYP) served more than 50,000 at-risk children in the greater Philadelphia region annually with a focus on health and education programming
- In 2015, Lurie oversaw EYP's transition to the Eagles Charitable Foundation that now provides children in the local community with greater access to vision care and autism research and services. Its signature program – the Eagles Eye Mobile – travels to local schools to provide free eye exams and prescription eye glasses to under- and uninsured students
- Under Lurie's direction, the Eagles "Go Green!" program was launched and quickly became a ground-breaking initiative aimed at improving the environment by creating programs that improve the quality of life in the Philadelphia region, green the environment and reduce the team's impact on the region's resources. In 2008, the Eagles received the Ongoing Commitment Award from the Environmental Media Association
- Lurie's Screen Pass Pictures served as executive producers of *Inocente*, which earned an Academy Award for Best Short Documentary in 2013, and the 2010 documentary film *Inside Job*, which earned the Academy Award for Best Documentary Feature
- Lurie is a director of the NLM Family Foundation, which devotes much of its resources to autism research and education, and he also established the Lurie Family Foundation

DON SMOLENSKI | PRESIDENT



Don Smolenski, a longtime leader in the Eagles' front office and a veteran sports executive, was named the club's president in June 2012, capping a steady rise through the executive ranks of the organization. Smolenski was originally hired by the team in 1998 as chief financial officer, was later promoted to senior vice president/chief financial officer and was named the team's chief operating officer in 2010.



As president, Smolenski directs the club's business and strategic efforts, including sales, marketing, communications and operations. He is known for his collaborative, easygoing style, financial acumen and long-term view. He has played a key role in significant projects from the construction of Lincoln Financial Field to the club's internationally recognized environmental and philanthropic programs. He also aided Chairman and CEO Jeffrey Lurie and Executive Vice President of Football Operations Howie Roseman in the team's search for its newest head coach, Doug Pederson.

During his tenure as president, Smolenski has infused energy and creativity throughout the organization with his engaging leadership style. In 2015, he was named to the Most Admired CEOs list by the *Philadelphia Business Journal* and in 2016 the Philadelphia Eagles was named to Philly.com's Top Workplaces list.

When Chairman and CEO Jeffrey Lurie took over the Philadelphia Eagles in 1994, he set out to build a multi-dimensional event venue that housed not only Eagles games, but a variety of entertainment events. In his first year as president, Smolenski spearheaded a two-year, \$125 million Lincoln Financial Field revitalization project that has helped the organization realize Lurie's vision. Over the years, Lincoln Financial Field has hosted high-profile events including sold-out concerts, national and international soccer matches, the NCAA Lacrosse Championships, the Army-Navy Game, Monster Jam and more.

Smolenski plays an important role in the team's environmental initiatives. Because of its Go Green program, the Eagles have emerged as a leader in environmental stewardship in the sports industry. Those efforts include conservation efforts, recycling programs and use of renewable energy including wind and solar.

Smolenski serves as the treasurer of the team's non-profit, charitable wing, the Eagles Charitable Foundation (ECF), a non-profit 501c3 that today provides children in the Philadelphia region with greater access to vision care and provides funds to support autism research and services. Along with serving as treasurer of ECF, Smolenski helped launch the Eagles Care initiative in 2013. The innovative Eagles Care program forges annual, strategic partnerships with five local nonprofits in order to increase the impact of the team's community efforts. The Eagles also host the annual Huddle Up For Autism event at Lincoln Financial Field in partnership

with the Center for Autism Research at The Children's Hospital of Philadelphia.

In addition to his leadership roles within the Eagles organization, Smolenski is also a member of the Greater Philadelphia Chamber of Commerce Board, the FM Global Advisory Board, the Philadelphia Sports Congress, the Panasonic Advisory Board and the Children's Hospital of Philadelphia (CHOP) Foundation Board of Overseers. Smolenski is also the co-chair of the CHOP Corporate Council and is involved with Leadership Philadelphia, a non-profit organization that promotes leadership and community involvement.

Before joining the Eagles, Smolenski served as chief financial officer for the International Hockey League where he oversaw all league financial matters and played an integral role in the expansion of the league. Through the development of expansion models and the analysis of league performance models, Smolenski saw the league grow from 12 to 19 teams.

Smolenski began his career as a public accountant with Arthur Andersen.

An avid athlete and outdoor enthusiast, Smolenski is a triathlete who has also completed the Detroit, Pittsburgh and Boston Marathons. He earned his bachelor of arts degree in biology from Amherst College and a master's degree in accounting from the University of Hartford. Don and his wife, Karen, have two sons, Jake and Shane.

BEHIND THE SCENES WITH SMOLENSKI



Favorite team growing up: Dallas Tornado
Favorite athlete growing up: Kyle Rote, Jr.
Biggest influence on your career: My wife
Favorite music: U2, Police
Favorite TV show of all-time: *The Simpsons*
Favorite movie: *Star Wars*
Favorite app: Philadelphia Eagles mobile app
If I was not in football, I'd be: A race car driver

HOWIE ROSEMAN | EXECUTIVE VICE PRESIDENT OF FOOTBALL OPERATIONS



Howie Roseman, the team's executive vice president of football operations, is in his 17th season in Philadelphia. Roseman previously served as the team's general manager from 2010-14.

In his role, Roseman oversees the team's football operations and scouting departments, sports science department, contract negotiations, salary cap management as well as serves as advisor to chairman and CEO Jeffrey Lurie on NFL strategic matters.



In 2016, Roseman assisted Lurie in the team's search for a new head coach and in the eventual hiring of Kansas City Chiefs offensive coordinator Doug Pederson.

Roseman also bolstered the Eagles scouting department in 2016 with the hiring of Joe Douglas as vice president of player personnel and Andy Weidl as the club's assistant director of player personnel. Douglas and Weidl are both products of the scouting tree of renowned Ravens general manager Ozzie Newsome.

Under Roseman's direction in the 2016 offseason, the Eagles planned and executed the contract extensions of several core players to multi-year contracts, including Fletcher Cox, Vinny Curry, Sam Bradford, Lane Johnson, Zach Ertz, Brent Celek, and Malcolm Jenkins.

In addition, Roseman also initiated two aggressive trades in 2016 that allowed the Eagles to move up from the 13th pick in the first round to the 2nd overall selection and select North Dakota State QB Carson Wentz.

When Roseman was hired in 2010 at the age of 34, he was the youngest person to be named GM in the NFL in the last 30 years.

In his first year as general manager in 2010, Roseman oversaw a major overhaul of the roster, making it one of the youngest in the NFL. That revamped Eagles squad earned an NFC East division championship. In 2014, the Eagles had an NFC-high nine Pro Bowl players.

Roseman's tenacity, creativity and ability to develop and nurture positive relationships in every aspect of his job has played a significant role in Roseman's ascent within the Eagles organization.

After relentlessly pursuing jobs in the front office of an NFL team, Roseman finally got his foot in the door with the Eagles in 2000 as salary cap/staff counsel, and has since worked his way up the ladder.

From 2008-09, Roseman served as the team's vice president of player personnel. In that role, he managed the college scouting staff, organized and ran draft meetings, and scouted the top college prospects throughout the country.

Roseman was elevated to director of football administration in 2003 and to vice president of football administration in 2006. In that role, he worked in the personnel department evaluating players around the NFL and for the draft. He also represented the team to the NFL on contract, salary cap, and player personnel matters.

In 2007, Roseman was invited to participate in the NFL-Stanford Program for managers at the Stanford Graduate School of Business, a program developed by the NFL to promote development of leaders within the league.

Roseman is also active in the Philadelphia-area community, contributing to a variety of initiatives involving military and children. In fact, he was named Honorary Commander for the Joint Base McGuire-Dix-Lakehurst for his continued efforts with the military. His charitable endeavors have benefited the Alex's Lemonade Stand Foundation, the Boys & Girls Clubs of America, USA Football, Pop Warner and Cop Wheels. He is also a member of the Governing Body of the Global Sports Management Summit.

Born in Brooklyn, NY, Roseman earned his bachelor's degree from the University of Florida before earning a JD degree from Fordham Law School. Howie and his wife, Mindy, reside in suburban Philadelphia with their four children.

ROSEMAN'S 2016 OFFSEASON



- **January 18** - Named **Doug Pederson** as head coach
- **January 25** - Signed TE **Zach Ertz** to a five-year contract extension through 2021
- **January 26** - Agreed to terms with TE **Brent Celek** on a three-year contract through 2018
- **January 29** - Agreed to terms with T **Lane Johnson** on a six-year contract through 2021
- **February 2** - Agreed to terms with DE **Vinny Curry** on a five-year contract through 2020
- **February 22** - Agreed to terms with S **Malcolm Jenkins** on a five-year contract through 2020
- **March 1** - Agreed to terms with QB **Sam Bradford** on a two-year contract through 2017
- **March 8** - Signed CB **Leodis McKelvin** to a two-year contract
- **March 9** - Acquired a 2016 1st-round pick (8th overall) from Miami in exchange for LB **Kiko Alonso**, CB **Byron Maxwell** and a 2016 1st-round pick (13th overall) ... Acquired a 4th-round pick in 2016 from Tennessee in exchange for RB **DeMarco Murray** and a 4th-round pick in 2016 ... Agreed to terms with G **Brandon Brooks** on a five-year contract ... Agreed to terms with S **Rodney McLeod** on a five-year contract ... Agreed to terms with CB **Ron Brooks** on a three-year contract
- **March 10** - Signed QB **Chase Daniel** to a three-year contract through 2018 ... Agreed to terms with LB **Nigel Bradham** on a two-year contract
- **March 15** - Agreed to terms with CB **Nolan Carroll** on a one-year contract
- **April 20** - Acquired a 1st-round draft pick (2nd overall) in 2016 and a 4th-round pick in 2017 from Cleveland for a 1st-round draft pick (8th overall), a 3rd-round pick (77th overall) and a 4th-round pick (100th overall) in 2016, a 1st-round pick in 2017 and a 2nd-round pick in 2018
- **April 28** - Selected QB **Carson Wentz** (North Dakota State) in the 1st round (2nd overall)
- **April 29** - Selected G **Isaac Seumalo** (Oregon State) in the 3rd round (79th overall)
- **April 30** - Selected RB **Wendell Smallwood** (West Virginia) in the 5th round (153rd overall), T **Halapoulivaati Vaitai** (TCU) in the 5th round (164th overall), S **Blake Countess** (Auburn) in the 6th round (196th overall), CB **Jalen Mills** (LSU) in the 7th round (233rd overall), DE **Alex McCalister** (Florida) in the 7th round (240th overall), LB **Joe Walker** (Oregon) in the 7th round (251st overall)
- **May 11** - Named **Joe Douglas** as vice president of player personnel and **Andy Weidl** as assistant director of player personnel
- **June 16** - Signed DT **Fletcher Cox** to a six-year contract extension through 2022
- **August 16** - Acquired WR **Dorial Green-Beckham** from the Tennessee Titans in exchange for G/T **Dennis Kelly**
- **August 23** - Signed LB **Stephen Tulloch** to a one-year contract
- **September 3** - Traded QB **Sam Bradford** to Minnesota for a 1st-round draft choice in 2017 and a 4th-round draft choice in 2018



Joe Douglas, who was hired by the Eagles as vice president of player personnel on May 11, 2016, comes to Philadelphia with 16-plus years of NFL scouting experience.

Douglas spent the 2015 season as the director of college scouting for the Chicago Bears after working on the Baltimore Ravens' personnel staff for 16 years (2000-15).

Douglas was instrumental in acquiring a number of key performers for the Ravens, both through the draft and during the undrafted free agent signing period. Some of the players that he had a hand in obtaining included QB Joe Flacco, G Ben Grubbs, LB Pernell McPhee, LB C.J. Mosley, K Justin Tucker, CB Lardarius Webb and G Marshal Yanda. Grubbs, Mosley, Yanda and Tucker have combined for eight Pro Bowls with the Ravens.

"I have known Joe for several years and have admired his work with both the Ravens and the Bears," said Howie Roseman, Eagles executive vice president of football operations. "He is a guy that we had targeted from the outset. I feel that we are very fortunate to have him lead our player personnel department. [Ravens general manager] Ozzie Newsome and [Bears general manager] Ryan Pace spoke very highly of him and his work. He is passionate about football, passionate about scouting and he played a vital role in the success of the Ravens over the last decade."

As a member of the Ravens organization, Douglas held various posts which included serving as the club's national scout (2012-15), Southeast area scout (2009-11), East Coast area scout (2008) and Northeast area scout (2003-07). Douglas was first hired by Baltimore in 2000, where he worked as a player personnel assistant for three years. He was responsible for fall and spring scouting assignments, college workouts and draft visit coordination, managing the team's college video library and assisting the pro personnel department with special teams evaluations of club opponents and unrestricted free agents.

An All-Atlantic 10 selection, Douglas started 45 consecutive games at tackle for the University of Richmond. Following his collegiate playing career, he transitioned into a volunteer assistant coach with the Spiders' football team in 1999.

As an offensive lineman at Lee-Davis High School (Mechanicsville, VA), Douglas was recognized as a two-time all-state honoree.

He and his wife, Shannon, have two daughters, Addison and Leighton, and a son, Thomas.



DOUGLAS' CAREER TIMELINE

1999	Richmond	Volunteer Assistant Coach
2000-02	Baltimore Ravens	Player Personnel Assistant
2003-07	Baltimore Ravens	Northeast Area Scout
2008	Baltimore Ravens	East Coast Area Scout
2009-11	Baltimore Ravens	Southeast Area Scout
2012-15	Baltimore Ravens	National Scout
2015-16	Chicago Bears	Director of College Scouting
2016	Philadelphia Eagles	Vice President of Player Personnel

EAGLES PERSONNEL DEPARTMENT



- Joe Douglas**, Vice President of Player Personnel
- Andy Weidl**, Assistant Director of Player Personnel
- Dwayne Joseph**, Director of Pro Scouting
- Anthony Patch**, Senior Director of College Scouting
- Trey Brown**, Director of College Scouting
- Mike Bradley**, Assistant Director of College Scouting
- Joe Pannunzio**, Director of Personnel Operations
- Chris Shea**, Director of Scouting Administration/Personnel Scout
- Tom Donahoe**, Senior Football Advisor
- Marty Barrett**, Senior Scout
- Rick Mueller**, Player Personnel Executive
- Alan Wolking**, Southeast Area Scout
- David Hinson**, Midwest Area Scout
- Ryan Myers**, Pro/College Scout
- Ted Williams**, Pro Scout
- Phil Bhaya**, Pro Scout

DOUG PEDERSON | HEAD COACH



Doug Pederson was named head coach of the Philadelphia Eagles on January 18, 2016, following a three-year run as the offensive coordinator of the Kansas City Chiefs.

While with the Chiefs, Pederson helped guide the team to a 31-17 regular-season record, which included a 10-0 stretch to close out the 2015 campaign, and playoff appearances in 2013 and 2015. During Pederson's time in Kansas City, the Chiefs offense ranked first in the NFL in rushing touchdowns (54), third in yards per carry (4.64) and seventh in total rushing yards (6,018).



Under Pederson's direction, the Chiefs excelled at protecting the football and committed the third-fewest turnovers (50) in the NFL since 2013. Over that span, Kansas City's +29 turnover differential ranked third in the league behind only Seattle (+37) and Carolina (+34), while the Chiefs were the only team to boast two seasons with at least a +12 differential (+18 in 2013 and +14 in 2015).

In 2015, Pederson helped the Chiefs rebound from a 1-5 start to win a franchise-record 11 consecutive games, including Kansas City's first playoff victory in 22 years. During the Chiefs' 2015 regular-season winning streak, which began in Week 7, the club ranked tied for first in the NFL in rushing touchdowns (14), fourth in rushing yards per game (143.8) and tied for fifth in points per game (27.8). Limited turnovers helped propel Kansas City's run, as the Chiefs committed just seven total turnovers (four INTs, three fumbles) after Week 6 and finished the 2015 regular season with the second-fewest turnovers in the league (15). Kansas City's offense showed quick-strike ability in 2015, as the Chiefs also ranked third in scoring drives of four plays or less (11 TDs for 75 points).

Kansas City acquired QB Alex Smith via trade in 2013 and the 10-year veteran experienced the most productive stretch of his career under Pederson's tutelage: a three-year span during which he set a Chiefs record for wins by a starting quarterback in his first three years as a starter (30). During his three years in Pederson's offense, Smith notched three consecutive 3,000-yard seasons, threw the second-fewest interceptions among quarterbacks with at least 1,000 attempts (20) and ranked fourth among all quarterbacks with 1,183 rushing yards. Smith's 20 interceptions from 2013-15 marked the lowest three-season total of his career in years that he played more than 10 games.

Before joining Kansas City, Pederson served as the quarterbacks coach in Philadelphia from 2011-12. In his first season as the Eagles quarterbacks coach, Pederson helped QB Michael Vick become the second quarterback in NFL history to top the 3,000-yard passing and 500-yard rushing plateaus in consecutive seasons. That year, under Pederson's direction, Vick set career highs in completions (253) and passing yards (3,303) while throwing the third-most touchdowns of his career (18). Vick's yards through the air, combined with his 589 rushing yards, helped Philadelphia's offense record a then-franchise-record 6,386 net yards (now the second-highest total) and notch a team-record 356 first downs. Additionally, the 2011 Eagles offense ranked second in the league in plays of 10-plus yards (258) and tied for second in plays of 20-plus yards (84).

Pederson began his pro coaching career as an offensive quality control coach with the Eagles in 2009 and served in that capacity through the 2010 season. In his two seasons in that role, the Eagles combined for 868 points and set single-season franchise scoring records in back-to-back years (429 in 2009 and 439 in 2010). The 2010 and 2009 scoring outputs currently rank third and fourth, respectively, in franchise history.

In 2010, Pederson assisted an Eagles offense that recorded a then-franchise-record 6,230 net yards (now fourth), which ranked second in the NFL that season, and a then-franchise-record 439 points, which ranked third in the league. The 2010 Eagles had a propensity for big plays and ranked near the top of the league in plays of 20-plus yards (tied for first, 80), quick-strike touchdown drives (tied for first, 11) and scoring outside of the red zone (second, 139 points).

PEDERSON'S COACHING TIMELINE

2005-08	Calvary Baptist Academy	Head Coach
2009-10	Philadelphia Eagles	Offensive Quality Control
2011-12	Philadelphia Eagles	Quarterbacks
2013-15	Kansas City Chiefs	Offensive Coordinator
2016-	Philadelphia Eagles	Head Coach

PEDERSON'S IMPACT: CHIEFS OFFENSIVE IMPROVEMENT

OFFENSIVE CATEGORY	2012 (Year Prior)	2013 (First Year)	2013-15 (Average)
Scrimmage Yards	5,332	5,617	5,500
Net Passing Yards	2,713	3,340	3,259
Total Points	211	430	396
Scrimmage TDs	17	41	39
Passing TDs	8	24	21
First Downs	286	323	312
Total Turnovers	37	18	17
Interceptions	20	8	7
Passer Rating	63.8	88.6	91.9

During Pederson's first season coaching with the Eagles in 2009, Philadelphia's offense threw for the fifth-most passing yards in Eagles annals (4,089), which at the time ranked second in franchise history.

A 12-year NFL veteran, Pederson played quarterback for the Green Bay Packers, Miami Dolphins, Philadelphia Eagles and Cleveland Browns after originally being drafted by the Carolina Panthers in the 1995 expansion draft. Pederson was coached by three of the most successful coaches in NFL history: Don Shula, Mike Holmgren and Andy Reid. Additionally, Pederson played alongside Pro Bowl quarterbacks Brett Favre, Dan Marino, Donovan McNabb and Jim McMahon.

Pederson served as a backup quarterback for Green Bay from 1995-98 and 2001-04, and was part of Packer teams that won Super Bowl XXXI, two NFC Championships (1996 and 1997) and six division titles. Pederson made eight starts for the Browns in 2000 and logged 1,047 yards and two touchdowns on 117 completions. In 1999, Pederson made nine starts for the Eagles, completing 119 passes for 1,276 yards and seven touchdowns.

In a 1993 contest against the Eagles, Pederson was pressed into duty when Dolphins starter Scott Mitchell left the game with a shoulder injury. In the second half, he helped guide Miami to a 19-14 win that marked Don Shula's 325th career victory.

Pederson attended Northeast Louisiana (now Louisiana Monroe) where he earned four letters and was a three-year starter at quarterback. He finished his college career with 6,445 yards and 33 touchdowns on 571-of-1,032 passing. As a senior, Pederson led the Southland Conference in passing when he completed 205 of 367 passes for 2,282 yards and 10 touchdowns. In 1989, he set a school record with 619 passing yards against Stephen F. Austin. Pederson graduated from Northeast Louisiana with a B.B.A. in business management.

The Bellingham, WA, native (born January 31, 1968) earned three letters each in football, baseball and basketball at Ferndale (WA) H.S., where he was an all-league selection at quarterback, safety and kicker and finished his high school career with 1,880 yards and 19 TDs on 106-of-250 passing.

Pederson and his wife, Jeannie, have three sons: Drew, Josh and Joel. Jeannie played college basketball at Louisiana College.

COACHES CAPSULES



FRANK REICH Offensive Coordinator

1st year in Philadelphia



- Joined the Eagles in 2016 after spending the previous three seasons with the San Diego Chargers. Served as the Chargers quarterbacks coach in 2013 and was promoted to offensive coordinator in 2014
- Helped Chargers QB Philip Rivers achieve one of the finest stretches of his career, guiding the veteran signal caller to three straight 4,000-yard passing seasons and 92 total touchdowns from 2013-15
- During his two seasons as San Diego's offensive coordinator, the Chargers ranked third in the NFL in completions (822), fourth in completion percentage (66.2) and fifth in net passing yards (8,869)
- Entered NFL coaching ranks as a coaching intern with the Colts in 2006. Was elevated to quarterbacks coach in 2009
- A former third-round draft choice of the Buffalo Bills in the 1985 NFL Draft, enjoyed a 14-year NFL playing career. Was a part of Bills teams that went to four-straight Super Bowls (1990-1993)
- Engineered the greatest comeback in NFL history, bringing the Bills back from a 32 point second-half deficit to defeat the Houston Oilers in a 1992 Wild Card game

JIM SCHWARTZ Defensive Coordinator

1st year in Philadelphia



- Hired by the Eagles in 2016. Boasts 22 years of NFL coaching experience
- In 2014, directed a Bills defense that allowed the second-fewest points in the NFL (16.9 ppg), notched a league-high 54 sacks, held opponents to a league-best 33.2 percent third-down conversion rate and allowed the second-lowest cumulative quarterback rating (74.5)
- Served as head coach of the Detroit Lions from 2009-2013. Guided the team to its first playoff berth since 1999 when he coached Detroit to a 10-6 record in 2011
- Spent 10 years with the Tennessee Titans, serving as defensive coordinator from 2001-08. Helped the Titans reach Super Bowl XXXIV and win three division titles
- Coached 7 Pro Bowlers in Tennessee: Keith Bulluck, Kevin Carter, Cortland Finnegan, Albert Haynesworth, Chris Hope, Jevon Kearse and Kyle Vanden Bosch
- Attended Georgetown, where he was a four-year letterwinner at linebacker

DAVE FIPP Special Teams Coordinator

4th year in Philadelphia



- Under his direction in 2015, the Eagles ranked second in the NFL in punt return average (11.4) and Darren Sproles earned his second-straight trip to the Pro Bowl
- In 2014, the Eagles ranked first in the annual *Dallas Morning News* special teams rankings compiled by Rick Gosselin
- Special teams accounted for a franchise-best and NFL-high seven TDs in 2014 and sent 3 players to the Pro Bowl (Sproles, rookie K Cody Parkey, LS Jon Dorenbos)
- Spent 2011-12 with Miami Dolphins as assistant special teams coach. Those units ranked 2nd (2011) and 4th (2012) in Gosselin's rankings
- Served in same capacity for the San Francisco 49ers (2008-10)
- Coached in college for 10 years at San Jose St., Nevada, Cal Poly, Holy Cross and his alma mater, Arizona
- Walked on at Arizona and played from 1994-97 as a safety and special teamer

EUGENE CHUNG Assistant Offensive Line/ Tight Ends/Run Game

3rd year in Philadelphia



- Rejoined Eagles staff in 2016, having previously served as the team's offensive line assistant from 2010-12. Has previously coached with Eagles Head Coach Doug Pederson in both Philly and Kansas City
- Was the assistant offensive line coach for the Chiefs from 2013-15. In those three seasons, the Chiefs ranked first in the NFL with 54 rushing TDs
- Originally a first-round pick of the New England Patriots in 1992 (13th overall), enjoyed a six-year playing career that included stops in New England (1998-99), Jacksonville (1995), Indianapolis (1997), Kansas City (1998-99) and Philly (2000)

PHILLIP DANIELS Defensive Quality Control/ Assistant Defensive Line

1st year in Philadelphia



- Joined the Eagles staff in the 2016 offseason and enters his first year of coaching after a 15-year NFL playing career
- Originally a fourth-round pick of the Seattle Seahawks in 1996, he played for Seattle (1996-99), Chicago (2000-03) and Washington (2004-10). In his career he totaled 512 tackles, 62 sacks, 51 PDs, 15 forced fumbles and 12 fumble recoveries

JOHN DeFILIPPO Quarterbacks

1st year in Philadelphia



- Hired by the Eagles in the 2016 offseason after spending the 2015 season as offensive coordinator for the Cleveland Browns
- Prior to joining the Browns, served as the quarterbacks coach of the Oakland Raiders from 2012-14 and helped develop Raiders rookie QB Derek Carr in 2014. Under his direction, Carr led all rookies in completions (348), passing yards (3,270) and passing touchdowns (21)
- As former quarterback himself, he starred at Radnor (PA) High School while his father, Gene, served as the athletic director at Villanova from 1993-97
- Played collegiately at James Madison

JOE D'ORAZIO Offensive Quality Control/ Assistant Wide Receivers

1st year in Philadelphia



- Joined the Eagles coaching staff in the 2016 offseason after coaching the tight ends at Columbia University in 2015. Also coached the tight ends at the University of Chicago in 2011 and served as a defensive grad assistant at Utah in 2012
- Was a senior assistant with the Kansas City Chiefs from 2013-14 and served as a training camp operations intern for the Eagles in 2010
- Played center at the University of Pennsylvania where he was named first-team All-Ivy twice and served as a captain as a senior in 2010
- A native of Bryn Mawr, PA, he starred at St. Joseph's Prep in Philadelphia

KEN FLAJOLE Linebackers

1st year in Philadelphia



- Boasts 17 years of NFL coaching experience and enters his first season with the Eagles
- Has coached every defensive position in his 38-year coaching career and most recently coaching the ILBs for the Cleveland Browns in 2013
- Served as the St. Louis Rams' defensive coordinator from 2009-2011 and coached the Carolina Panthers LBs from 2003-08
- Spent 21 years coaching in the college ranks prior to entering the NFL in 1998 with the Green Bay Packers
- Played college football at Pacific Lutheran and Wenatchee Valley CC

COACHES CAPSULES



MATTHEW HARPER Assistant Special Teams

4th year in Philadelphia



- Enters his fourth year in Philadelphia and returns as the team's assistant special teams coach, a position he held from 2013-14 before transitioning to assistant defensive backs coach in 2015
- In 2014, the Eagles ranked first in Rick Gosselin's annual *Dallas Morning News* special teams ranking
- Worked as a coaching intern and graduate assistant at Oregon from 2009-12
- Played two seasons as a safety at Oregon (2006-07) after transferring from the City College of San Francisco
- Son of two-time Nebraska All-America DE and 11-year NFL vet Willie Harper

TIM HAUCK Safeties

1st year in Philadelphia



- Begins his first season on the Eagles coaching staff, but previously played for Philadelphia as a safety from 1999-2002
- Served as the defensive coordinator and CBs coach for UNLV from 2013-14
- Enjoyed a 13-year NFL playing career and appeared in 183 regular-season games. Totaled 357 tackles, 16 PDs, six FFs and four FRs. Also excelled on special teams and logged 162 career tackles
- Played in 51 games for the Eagles and logged 158 tackles on defense and 47 tackles on special teams. Started alongside Brian Dawkins in 1999 and finished second on the team with 122 tackles
- Was a two-time first-team All-American safety at Montana

GREG LEWIS Wide Receivers

1st year in Philadelphia



- Hired in the 2016 offseason, the former Eagles wide receiver returns to Philadelphia to coach the position that he played for the Birds from 2003-08
- Served as an offensive assistant with the New Orleans Saints in 2015 after coaching WRs in the college ranks for three years
- Originally entered the NFL in 2003 with the Eagles as an undrafted player out of the University of Illinois
- Recorded 136 catches for 1,879 yards and eight TDs in Philadelphia and helped the Eagles reach four NFC Championship Games. Caught a 30-yard TD from QB Donovan McNabb in Super Bowl XXXIX

JUSTIN PELLE Tight Ends

4th year in Philadelphia



- Enters his second season as tight ends coach after spending 2013-14 as the Eagles assistant tight ends coach
- In 2015, helped Zach Ertz set career highs in catches (75) and receiving yards (853)
- Played TE for 10 seasons in NFL with San Diego, Miami, Atlanta and San Francisco. Caught 123 passes and 12 TDs
- Drafted in 4th round in 2002 by Chargers from Oregon, where he finished with 70 career catches and 14 scores and was a four-time All-Pac 10 Academic selection

DUCE STALEY Running Backs

6th year in Philadelphia



- Worked with RBs DeMarco Murray and Ryan Mathews in 2015, helping the duo become the first Eagles teammates to notch six-or-more rushing TDs in a season since 2003. Also helped Mathews rank 4th in the NFL in yards per carry (5.08)
- In 2013, helped All-Pro RB LeSean McCoy become the first Eagle to lead the NFL in rushing and scrimmage yards since 1947
- Worked first two seasons in Philadelphia as an assistant special teams coach, while helping with the running backs
- Gained 5,785 yards during his 10-year NFL career with Philadelphia (1997-2003) and Pittsburgh (2004-06)
- A third-round pick of Eagles in 1997, ranks 5th on team's all-time rushing list. Is one of three Eagles to top 200 yards rushing in a game (Steve Van Buren and McCoy)
- Won a Super Bowl with Pittsburgh in 2005
- His Eagle teammates voted him offensive MVP three times (1998, 1999, and 2002)

JEFF STOUTLAND Offensive Line

4th year in Philadelphia



- In his three seasons with the Eagles, has coached three Pro Bowl players: Jason Peters, Jason Kelce and Evan Mathis
- Coached one of the best offensive lines in the nation at Alabama from 2011-12, including 2013 draft picks Chance Warmack, D.J. Fluker and Barrett Jones
- Helped Crimson Tide to a National Championship victory over Notre Dame in 2012
- Also coached successful offensive lines at Miami, FL (2007-10), Michigan St. (2000-06), Syracuse (1999) and Cornell (1993-96)

PRESS TAYLOR Offensive Quality Control/ Assistant Quarterbacks

4th year in Philadelphia



- Enters his fourth season in Philadelphia with the added responsibility of assistant QBs coach after serving as an offensive quality control coach from 2013-15
- Brother, Zac, is the offensive coordinator/QBs coach at the University of Cincinnati
- Spent two years as a reserve QB at Marshall after transferring from Butler Community College, where he led school to two JUCO championships (2007-08)

CORY UNDLIN Defensive Backs

2nd year in Philadelphia



- A 13-year NFL coaching vet, enters his second season in Philly as DBs coach
- In his first year with the Eagles, S Malcolm Jenkins earned his first career trip to the Pro Bowl. Also helped former Eagles DB Walter Thurmond make a transition from CB to S. Helped the Birds rank 10th in the NFL in takeaways (26) and INTs (15)
- Spent three years with the Denver Broncos prior to arriving in Philadelphia and worked with three Pro Bowl DBs in 2014 - Aqib Talib, Chris Harris Jr., and T.J. Ward
- Also had NFL coaching stints in Jacksonville, Cleveland and New England

DINO VASSO Defensive Quality Control/ Assistant Secondary

1st year in Philadelphia



- Enters first season with the Eagles after serving as a coaching assistant with the Kansas City Chiefs (2013-15). Worked primarily with the secondary in Kansas City
- A four-year DB at the University of New Hampshire, he started 51 consecutive games and earned 1st-team AFCA All-American honors as a senior (2010)
- A native of Crum Lynne, PA, lettered in football at Ridley H.S. in Folsom, PA

CHRIS WILSON Defensive Line

1st year in Philadelphia



- Enters his first NFL season after coaching 23 years in the college ranks. Held positions at Missouri, USC, Georgia, Mississippi State and Oklahoma among others
- Coached Jets DE Leonard Williams at USC and worked closely with Eagles Pro Bowl DT Fletcher Cox at Mississippi State
- Played collegiately at Oklahoma where he recorded 303 tackles. Was a 12th-round draft pick of the Chicago Bears in 1992

**Height:** 6-0**Weight:** 198**Date Of Birth:** May 24, 1993**Hometown:** Tampa, FL**HS:** Berkeley Prep (Tampa, FL)**College:** USC**NFL Experience:** 2nd Year**Draft Pick:** D1-15 (20th overall)

by Philadelphia

VITALS



USC SINGLE-SEASON RANKINGS

RECEPTIONS

1. Marqise Lee, 2012 118
2. Robert Woods, 2011 111
3. Nelson Agholor, 2014 104
4. Keyshawn Johnson, 1995 102
5. Mike Williams, 2003 95

THREE-STEP DROP

If he could be any superhero: The Flash**First job:** Cashier at PDQ**Pregame Ritual:** Calls his mom on the phone to pray with her**If he could play another sport, what position/team:** PG, N.Y. Knicks**Hobbies:** Cooking. "My best meal is yellow rice, pork chops and plantains"**Bucket list:** Buy his parents a home in Nigeria. "They are from Nigeria and I want to help them go back there"**Best player he has faced:** "Patrick Peterson is a great competitor"**Favorite throwback jerseys:** Michael Jordan, H.S; Reggie Bush, USC; Charlie Ward, FSU**Favorite books:** *Things Fall Apart* by Chinua Achebe, *Oh, the Places You'll Go* by Dr. Seuss**Favorite quote:** "The will to win is important, but the will to prepare is vital"

A first-round pick of the Eagles in the 2015 NFL Draft, Nelson Agholor started 12 of the 13 games in which he played as a rookie. He finished his collegiate career at USC with 179 catches for 2,571 yards and 20 TDs in 40 games (30 starts). Also a dangerous weapon on special teams, Agholor set a school record with four punt return touchdowns.

2016 HIGHLIGHTS

- Totaled a career-high-tying 4 receptions for 41 yards at NYG (11/6). Has posted 4 receptions on three occasions in 2016
- Had four catches for 42 yards at Chi. (9/19). Recorded 4 receptions for 40-plus yards in back-to-back games to open the season
- Caught a 35-yard TD pass from Carson Wentz in the third quarter of the Eagles' 29-10 opening day win against the Browns (9/11). Finished with 57 yards and one TD on 4 receptions

PERSONAL

- Attended Berkeley Prep High School in Tampa, Florida, earning All-America honors from many sources including *Super Prep* as a senior running back, wide receiver, cornerback and safety
- In his career, notched 4,732 rushing yards, 921 receiving yards, 12 interceptions and eight kickoff return touchdowns
- As a senior in 2011, accumulated 212 carries for 1,983 yards and 28 TDs and 10 receptions for 117 yards and two touchdowns. Also racked up 35 tackles and three interceptions on defense while returning eight punts for a 32.0-yard average
- As a junior in 2010, he had 1,440 yards on offense, three INTs on defense and 323 return yards
- As a sophomore in 2009, he made All-State as he ran for 970 yards with 15 TDs and had 14 receptions for 239 yards with three TDs on offense and 31 tackles and four interceptions on defense
- As a 2008 freshman, totaled 1,400 all-purpose yards and five interceptions
- Also played basketball at Berkeley, where he averaged 12.8 points, 4.8 rebounds, 4.3 assists and 2.3 steals as a senior
- Was a communication major at USC
- Born in Nigeria and moved to the United States when he was 5 years old
- Son of Felix and Caroline, is the fourth of five children. Felix played high-level soccer in Nigeria
- Twitter: @nelsonagholor; Instagram: @nelsonagholor15

2015 HIGHLIGHTS

- Scored his first NFL touchdown on a 53-yard pass from QB Sam Bradford to give the Eagles a 14-7 second-quarter lead in a 23-20 win vs. Buf. (12/13). His 53-yarder marked the longest touchdown reception by an Eagles rookie since WR Hank Baskett recorded touchdowns of 89 and 87 yards in 2006
- Snagged a one-handed, 45-yard reception from Bradford in the second quarter at Was. (10/4)



AGHOLOR'S CAREER STATISTICS

Year	Team	GP/GS	RECEIVING					OFF SNAPS		
			No	Yds	Avg	Lg	TD	No	Pct	
2015	Philadelphia	13/12	23	283	12.3	53t	1	671	58%	
2016	Philadelphia	8/7	25	257	10.3	35t	1	448	83%	
Totals		21/19	48	540	11.3	53t	2	---	---	

ADDITIONAL CAREER STATISTICS

Fumbles/Lost: (1/1) - 2015 (1/1)

CAREER HIGHS

Receptions	4	3x, last: 11/6/16 at NYG
Yards	64	10/4/15 at Was.
Long	53t	12/13/15 vs. Buf.

2015 HIGHLIGHTS - Cont.

- Started the first game of his NFL career when the Eagles opened in a three-WR set at Atl. (9/14) and made his first NFL reception

COLLEGE HIGHLIGHTS

- Compiled 3,572 all-purpose yards and 24 TDs in his career and became just the 12th Trojan to notch 2,000 receiving yards
- Totaled 540 yards on 37 punt returns (14.6 average) and set a school record with four punt return touchdowns. Also recorded 24 kickoff returns for 443 yards (18.5 average)
- Finished eighth on the USC career receptions list (179) and seventh on the career punt return yardage chart (540), becoming the only Trojan to rank among USC's career Top-8 receivers and Top-7 punt returners
- Accumulated eight 100-yard receiving games in his career, including two 200-yard performances, which is tied for the most ever by a Trojan receiver
- Started all 13 games as a junior in 2014 and led the team with 104 receptions, 1,313 yards and 12 receiving TDs (all career highs)
- Added 19 punt returns for 197 yards (10.4 average) and two TDs and nine kickoff returns for 147 yards
- Earned *Associated Press* third-team All-America honors and first-team All-Pac-12 honors while finishing as one of 10 semifinalists for the Biletnikoff Award for the nation's top wide receiver. Also won USC's Offensive Perimeter Player of the Year Award
- His 200-yard receiving games vs. Washington State and California in 2014 not only was the first time in a season that a Trojan has had a pair of 200-yard games, but was the first time in USC history that a receiver has had consecutive 200-yard outings
- His 104 receptions in 2014 rank third on USC's all-time single-season list and sixth in Pac-12
- As a sophomore in 2013, started all 14 games and racked up 56 receptions for 918 yards and six touchdowns. Also added 18 punt returns for 343 yards and two touchdowns, and 10 kickoff returns for 175 yards
- His 19.1 average on punt returns was a USC season record and ranked second nationally
- Made the 2013 All-Pac-12 second team as a return specialist and was an honorable-mention selection as a wide receiver

2016 GAME-BY-GAME STATISTICS

Date	Opp	W/L	GP/GS	RECEIVING					SNAPS	
				No	Yds	Avg	Lg	TD	No	Pct
Sep 11	Cle	W	1/1	4	57	14.3	35t	1	67	87%
Sep 19	at Chi	W	1/1	4	42	10.5	18	0	56	78%
Sep 25	Pit	W	1/1	3	21	7.0	11	0	52	82%
Oct 9	at Det	L	1/1	2	27	13.5	18	0	48	79%
Oct 16	at Was	L	1/0	3	34	11.3	18	0	42	81%
Oct 23	Min	W	1/1	2	10	5.0	6	0	43	74%
Oct 30	at Dal	L	1/1	3	25	8.3	11	0	71	91%
Nov 6	at NYG	L	1/1	4	41	10.3	23	0	69	92%
Nov 13	Atl									
Nov 20	at Sea									
Nov 28	GB									
Dec 4	at Cin									
Dec 11	Was									
Dec 18	at Bal									
Dec 22	NYG									
Jan 1	Dal									
Totals			8/7	25	257	10.3	35t	1	448	83%

2015 GAME-BY-GAME STATISTICS

Date	Opp	W/L	GP/GS	RECEIVING					SNAPS	
				No	Yds	Avg	Lg	TD	No	Pct
Sep 14	at Atl	L	1/1	1	5	5.0	5	0	59	80%
Sep 20	Dal	L	1/1	3	31	10.3	12	0	47	76%
Sep 27	at NYJ	W	1/1	0	0	---	--	0	68	93%
Oct 4	at Was	L	1/1	3	64	21.3	45	0	54	96%
Oct 11	NO	W	1/1	1	5	5.0	5	0	34	40%
Oct 19	NYG	W	0/0	INACTIVE (ANKLE)						
Oct 25	at Car	L	0/0	INACTIVE (ANKLE)						
Nov 8	at Dal	W	0/0	INACTIVE (ANKLE)						
Nov 15	Mia	L	1/0	3	32	10.7	21	0	53	55%
Nov 22	TB	L	1/1	3	11	3.7	7	0	54	76%
Nov 26	at Det	L	1/1	2	15	7.5	12	0	39	66%
Dec 6	at NE	W	1/1	0	0	---	--	0	33	54%
Dec 13	Buf	W	1/1	3	62	20.7	53t	1	59	77%
Dec 20	Ari	L	1/1	0	0	---	--	0	57	89%
Dec 26	Was	L	1/1	2	35	17.5	18	0	68	84%
Jan 3	at NYG	W	1/1	2	23	11.5	16	0	46	70%
Totals			13/12	23	283	12.3	53t	1	671	58%

- Won USC's Offensive Perimeter Player of the Year Award and John McKay Award for competitive spirit
- Served as a key backup wide receiver, returned kickoffs and played on special teams as a true freshman in 2012
- Played in all 13 games, tallying 19 catches for 340 yards and two TDs and also returned five kickoffs for 121 yards
- Made the 2012 *Scout.com* Freshman All-American second team



Height: 6-3

Weight: 327

Date Of Birth: November 14, 1991

Hometown: Minnetonka, MN

HS: Minnetonka

College: Wisconsin

NFL Experience: 3rd Year

Draft Pick: D7-14 (224th overall)

by Philadelphia

VITALS

DID YOU KNOW?

In 2016, Allen became the first Eagle since 2008 (Dan Klecko) to play on both sides of the football in the same game. Allen played 17 snaps as a defensive tackle and four as a fullback vs. Cleveland on opening day (9/11)

THREE-STEP DROP

In any other sport, what position would you play and what team:

Enforcer/left winger for the Philadelphia Flyers

First jersey owned: Brett Favre, Green Bay Packers

Biggest Pet Peeve: When people with read receipts don't text you back

Favorite meal: Mom's Porcupine Meatballs (meatballs with rice inside)

Favorite book: *Lonesome Dove* by Larry McMurtry

Favorite athlete to watch now: Legendary Angler Roland Martin

Three favorite throwback jerseys: Reggie White, Eagles; Reggie White, Packers; one of the Hanson Brothers, Charlestown Chiefs (*Slap Shot*)

"For how big he is, he has very, very good feet. He's quick; he's very strong. He has a lot of raw ability that you like to see in a defensive tackle."

- Eagles Center Jason Kelce

A seventh-round pick of the Eagles from Wisconsin in 2014, Beau Allen contributed as a member of the defensive line rotation in all 32 games of his first two NFL seasons. Allen, who never missed a game in college, finished his Badger career with 94 tackles and eight sacks en route to becoming a two-time All-Big Ten honorable mention selection (2012-13).

BIRDSEED

- Claims his football career was most influenced by his position coach at Wisconsin, Charlie Partridge, now the head coach at Florida Atlantic. "I thought he was a great coach and I had a lot of respect for him and the way he went about his business. I think he taught us the right way"
- In the 2016 offseason, Beau starred in a commercial for Bob's Discount Furniture along with the company's co-founder Bob Kaufman (pictured below). The store now offers a recliner named after the defensive tackle called "The Allen"



PERSONAL

- Has a Vizsla dog named Penny (short for Penelope Anne Lumpkins, Jr. Allen III)
- Nicknamed "The Polar Bear" at Wisconsin, due to his size and northern heritage
- Son of Matt and Susie Allen. Matt is a senior vice president of sales for Elizabeth Arden and Susie is a registered nurse. Matt also was the varsity spirit squad captain at Wisconsin. His brother, Jack, works in finance in New York City, and his sister, Grace, will be attending University of Wisconsin this fall after winning the state basketball championship as a senior at Minnetonka High School
- Grandfather, Fred T. Westphal, was an All-American swimmer at Wisconsin (1956-59). Uncle, John Westphal, played football for the Badgers (1980-81)
- An all-state selection by the *Associated Press* as a senior at Minnetonka HS with a team-best 89 tackles, seven sacks, three forced fumbles, two blocked field goals and one blocked punt
- Also played hockey, lacrosse and participated in track and field in high school. Was a member of the 2009 Minnesota state champion lacrosse team



ALLEN'S CAREER STATISTICS

Year	Team	GP/GS	TACKLES					PASS DEFENSE					FUMBLES			DEF SNAPS	
			Total	Solo	Asst	TFL	Sacks	Int	Yards	Lg	TD	KD	FF	FR	Yards	Played	Pct
2014	Philadelphia	16/0	15	8	7	0	0.5	0	0	--	0	0	0	0	0	195	17%
2015	Philadelphia	16/2	31	19	12	1	0.0	0	0	--	0	1	0	0	343	28%	
2016	Philadelphia	8/3	16	10	6	2	0.0	0	0	--	0	0	0	1	250	48%	
Totals		40/5	62	37	25	3	0.5	0	0	--	0	1	0	1	---	---	

- Began playing football in 7th grade as a two-way lineman and tight end for the Minnetonka Skippers
- Was a four-time Outstanding Academic Achievement Award honoree for football
- Grew up a fan of the Green Bay Packers, Brett Favre, Mike Modano, Tiger Woods and Mike Alstott
- Hobbies include fishing, water sports, reading and playing video games
- His first job was at a pizza and pasta restaurant in Minnesota named Detello's. "It was a place right by my house. It's a mom-and-pop shop that we went to all the time growing up, so I worked there. Every time I go home, I go back there"
- Majored in management in college
- Twitter: @Beau_Allen; Instagram: beau_allen

2016 HIGHLIGHTS

- Started in place of Bennie Logan vs. Min. (10/23) and recorded three tackles, two QB pressures, and his first career fumble recovery
- Played 17 snaps as a DT and four as a FB vs. Cle. (9/11) and served as a lead blocker on a 1-yd. TD run by Ryan Mathews

NOSE FOR THE BALL AND A GUITAR

Allen played bass guitar from 7th through 9th grade for a band called THE UNZIPPED. Recalled Allen, "We were the undisputed winners of our 8th grade talent show at Minnetonka Middle School. We played classic rock like Led Zeppelin and Van Halen."



TRADITION ... ALL SEVEN LAYERS OF IT



Allen is really proud of his family tradition of having a seven-layer jello at every holiday meal. "I can't even describe how big a deal this is in our family. My mother makes it and we don't even wait for dessert to eat it. It's an appetizer."

2016 GAME-BY-GAME STATISTICS

Date	Opp	W/L	GP/GS	S	A	TT	Sac	Hur	KD	FF	FR	Snaps	Pct
Sep 11	Cle	W	1/0	0	1	1	0.0	0	0	0	0	17	33%
Sep 19	at Chi	W	1/0	2	0	2	0.0	0	0	0	0	11	21%
Sep 25	Pit	W	1/0	0	0	0	0.0	0	0	0	0	17	28%
Oct 9	at Det	L	1/0	0	1	1	0.0	0	0	0	0	8	13%
Oct 16	at Was	L	1/0	2	1	3	0.0	0	0	0	0	43	58%
Oct 23	Min	W	1/1	2	1	3	0.0	3	0	0	1	51	67%
Oct 30	at Dal	L	1/1	1	0	1	0.0	0	0	0	0	54	69%
Nov 6	at NYG	L	1/1	3	2	5	0.0	0	0	0	0	49	77%
Nov 13	Atl												
Nov 20	at Sea												
Nov 28	GB												
Dec 4	at Cin												
Dec 11	Was												
Dec 18	at Bal												
Dec 22	NYG												
Jan 1	Dal												
Totals			8/3	10	6	16	0.0	3	0	0	1	250	48%

2015 GAME-BY-GAME STATISTICS

Date	Opp	W/L	GP/GS	S	A	TT	Sac	Hur	KD	FF	FR	Snaps	Pct
Sep 14	at Atl	L	1/0	2	0	2	0.0	0	0	0	0	12	16%
Sep 20	Dal	L	1/0	0	2	2	0.0	0	0	0	0	19	22%
Sep 27	at NYJ	W	1/0	0	1	1	0.0	0	0	0	0	28	35%
Oct 4	at Was	L	1/0	3	3	6	0.0	0	1	0	0	54	64%
Oct 11	NO	W	1/0	1	0	1	0.0	0	0	0	0	21	30%
Oct 19	NYG	W	1/0	1	0	1	0.0	0	0	0	0	11	16%
Oct 25	at Car	L	1/0	0	0	0	0.0	0	0	0	0	15	25%
Nov 8	at Dal	W	1/0	1	1	2	0.0	0	0	0	0	9	12%
Nov 15	Mia	L	1/0	0	0	0	0.0	0	0	0	0	8	12%
Nov 22	TB	L	1/0	0	0	0	0.0	0	0	0	0	16	21%
Nov 26	at Det	L	1/0	1	1	2	0.0	0	0	0	0	21	29%
Dec 6	at NE	W	1/0	1	0	1	0.0	2	0	0	0	15	17%
Dec 13	Buf	W	1/0	1	0	1	0.0	0	0	0	0	18	24%
Dec 20	Ari	L	1/0	1	1	2	0.0	0	0	0	0	19	25%
Dec 26	Was	L	1/1	3	1	4	0.0	0	0	0	0	38	51%
Jan 3	at NYG	W	1/1	4	2	6	0.0	0	0	0	0	39	46%
Totals			16/2	19	12	31	0.0	2	1	0	0	343	28%

CAREER HIGHS

Tackles	6	[2x - 1/3/16 at NYG]
Sacks	0.5	[11/2/14 at Hou.]



Height: 6-2
Weight: 311
Date Of Birth: June 21, 1991
Hometown: Ontario, CA
HS: Colony (Fontana, CA)
College: Oregon State
NFL Experience: 2nd Year
Acquired: RFA (2014)

VITALS

THREE-STEP DROP

In any other sport, what position would you play and what team:

1st baseman for the San Francisco Giants

Three favorite throwback jerseys: Shaquille O'Neal, Magic, Michael

Jordan, Bulls; Nick Van Exel, Lakers

First job: Host at Denny's

Biggest Pet Peeve: Dirty dishes

Favorite movies: Life, Ironman 1-3, Friday

Talent he'd most like to have: Play the piano

Favorite TV shows: Breaking Bad, Law & Order

Favorite Halloween costume as a kid: Jason the Red Power Ranger

A three-year starter at Oregon State, Josh Andrews spent his rookie season on the practice squad after being signed as a rookie free agent in 2014. Andrews started 25 consecutive games during his junior and senior campaigns. He earned first-team All-Mt. Baldy League accolades three times at Colony High School.

BIRDSEED

- Would be a parole officer if he were not playing football. Said Andrews, "My friend's father is a cop and my major in college [sociology] really enlightened me on all the different aspects of life. There are so many people that need direction and I would like to be that person to set them on the right path."

PERSONAL

- Enjoys playing video games in his spare time, specifically *Madden*, *NBA 2K*, *NCAA Football* and *Call of Duty*
- Favorite sports moment was winning the Hawai'i Bowl as a senior at Oregon State
- A big fan of RB Ricky Williams growing up, followed the Miami Dolphins and the San Francisco 49ers
- Lists former Oregon State teammate Stephen Paea as the best player he has ever lined up against
- A three-time first-team All-Mt. Baldy League selection at Colony High School, Andrews helped lead the school to a CIF-Central Division title as a senior, playing on both the offensive and defensive lines
- Also played basketball in high school
- Participated in the "Beavers Without Borders" trip to Ethiopia in the summer of 2012, where he helped build two houses for underprivileged families
- Son of Nate and Tanya Smith and has two siblings, Darrell and Devin
- His mother, Tanya, a respiratory therapist, has been the biggest influence on his life. "She was a single parent and had to do a lot of sacrificing for my brothers and I. She had to be both the mother and father in our household. I'm thankful for everything she has done for us."
- Twitter handle: @juiceman621
- His cousin, Daniel Drayton, played safety for Oregon State from 2004-07
- Graduated with a degree in sociology

COLLEGE HIGHLIGHTS

- Started 32 career games, including 30 in a row, for the Beavers
- As a senior in 2013, started all 13 games at left guard and was one of only two Oregon State o-linemen to start every game
- Started all 12 games at left guard as a junior in 2012

ANDREWS' CAREER SERVICE

Regular Season		
Year	Team	GP/GS
2015	Philadelphia	13/0
2016	Philadelphia	0/0
Totals		13/0



VITALS
Height: 6-4
Weight: 310
Date Of Birth: June 22, 1984
Hometown: Granby, MO
HS: East Newton (Granby, MO)
College: Missouri Southern State
NFL Experience: 9th Year
Acquired: FA 2013
Draft Pick: D4-07 (119th overall)
 by Green Bay



MISSOURI SOUTHERN IN THE NFL

Player (1st Year)	Last Team
Brandon Williams, 2013	Ravens
Allen Barbre, 2007	Eagles
Richard Jordan, 1997	Lions
James Thrash, 1997	Redskins
Rod Smith, 1994	Broncos
Mike Loyd, 1979	StL Cardinals
Terry Joyce, 1976	StL Cardinals

COLLEGE ACCOLADES

2006: AFCA 1st-team All-American
 AP 1st-team All-American
Football Gazette 1st-team All-American
 1st-team All-Conference
 1st-team All-District/All-Region
2005: 1st-team All-Conference

THREE-STEP DROP

Talent he'd most like to have: Ability to fly
If he could play another sport what team/position: Professional hunter
Player he models his game after: "I really look up to and appreciate the opportunity to play with Jason Peters."
First jersey: Michael Jordan, Chicago Bulls
First job: Hauling hay in the summer at a local farm
Hobbies: Spending time with his family, working on old cars, hunting, shed hunting with his dog Remy and Morel mushroom hunting
Favorite Philly restaurant: Del Friscos
Favorite TV shows: *Gold Rush* and *Street Outlaws*

Allen Barbre (pronounced BAR-ber) joined the Eagles in 2013 and emerged as a starter in his third season in Philadelphia, opening all 16 games at left guard in 2015. A former fourth-round draft pick of the Packers in 2007, Barbre was a four-year starter at Missouri Southern State. Barbre signed a three-year contract extension during the 2014 offseason.

2016 HIGHLIGHTS

- Made a touchdown-saving tackle in the team's Week 7 win vs. Min. (10/23). Following a first-quarter interception by Eagles QB Carson Wentz, tackled Vikings S Andrew Sendejo at the Philadelphia 2-yard line to keep Minnesota out of the end zone. Three plays later, Eagles S Rodney McLeod intercepted Vikings QB Sam Bradford in the end zone to keep Minnesota off the board

INJURY REPORT

- Was rendered inactive in Week 9 at NYG (11/6) due to a hamstring injury suffered the week prior at Dal.
- Sustained a hamstring injury in the first quarter at Dal. (10/30) and did not return to the game

BIRDSEED

- In September 2016, Barbre was inducted into the Missouri Southern Athletics Hall of Fame. As a senior in 2006, he was named a consensus All-American, All-MIAA and All-Region first-team selection as a senior in 2006.
- Barbre has rarely handled the football during his career, but he fondly remembers the last time he found the end zone. As a junior in 2005 at Missouri Southern, Barbre scored a touchdown on a 4-yard rush in the first quarter of a win vs. Truman State. Although his touchdown was the first of five on the day for the Lions, Barbre's score meant much more than the rest. On the Tuesday prior to the game, Missouri Southern Head Coach John Ware passed away from a heart attack. Ware, who played offensive line for Drake University, had spent 19 years coaching at Truman before taking the head coaching job at Missouri Southern in 2004. "As a tribute to Coach Ware, we lined up in a formation made up only of offensive lineman," recalls Barbre. "I lined up as quarterback, I took the snap from the shotgun and ran it in. It was pretty neat."

BARBRE'S CAREER SERVICE

Regular Season			Playoffs		
Year	Team	GP/GS	Year	Team	GP/GS
2007	Green Bay	7/0	2007	Green Bay	2/0
2008	Green Bay	8/0	2013	Philadelphia	1/0
2009	Green Bay	10/7	Totals		3/0
2010	Seattle	3/0	Starts by position: 2009: 7 at RT; 2014: 1 at RT; 2015: 16 at LG; 2016: 7 at LG		
	Miami	0/0			
2011	Seattle	4/0			
2013	Philadelphia	15/0	First NFL game: 9/23/07 vs. SD		
2014	Philadelphia	1/1	First NFL start: 9/13/09 vs. Chi.		
2015	Philadelphia	16/16			
2016	Philadelphia	7/7			
Totals		71/31			



VITALS
Height: 5-9
Weight: 195
Date Of Birth: April 28, 1990
Hometown: Riverside, CA
HS: Notre Dame (Riverside, CA)
College: Oregon
NFL Experience: 3rd Year
Acquired: T-Car (2014)
Draft Pick: D6-13 (182nd overall)
 by Carolina

OREGON OFFENSIVE RECORDS

SINGLE-GAME RUSHING YARDS

Player	Yards
1. Kenjon Barner (2012)	321
2. LaMichael James (2011)	288
3. Onterrio Smith (2001)	285

CAREER RUSHING YARDS

Player	Yards
1. LaMichael James (2009-11)	5,082
2. Kenjon Barner (2009-12)	3,623
3. Derek Loville (1986-89)	3,296

CAREER ALL-PURPOSE YARDS

Player	Yards
1. LaMichael James (2009-11)	5,869
2. Kenjon Barner (2009-12)	5,848
3. De'Anthony Thomas (2011-13)	5,345

THREE-STEP DROP

If he could play another sport, what team/position: PG, LA Lakers
Three favorite throwback jerseys: Allen Iverson, Sixers; Garrison Hearst, 49ers; Eric Dickerson, SMU
Biggest pet peeve: Liars
Hobbies: Bowling (once bowled 265), wakeboarding, water sports, camping and going to the beach
Favorite teams/athletes growing up: Los Angeles Lakers, San Francisco 49ers, Kobe Bryant
Favorite movies: *Chasing Mavericks*, *Phantom of the Opera*, *Something Borrowed*
Favorite meal: Eggs, bacon and syrup
Favorite cereal: Cap'N Crunch's Crunch Berries and Fruity Pebbles
Favorite musicians: Miguel (R&B), Cody Allen & Rascall Flatts (Country), Hoobastank and Nickelback (Alternative)

A sixth-round selection of Carolina in the 2013 NFL Draft, Kenjon Barner (pronounced Ken-Yon) was originally acquired by the Eagles from the Panthers on Aug. 19, 2014, in exchange for a conditional seventh-round draft pick in 2015. Waived-injured following the 2014 training camp, the Eagles signed Barner to their practice squad on Nov. 4, 2014. A collegiate standout at the University of Oregon, Barner appeared in 49 games with 20 starts for the Ducks and finished his collegiate career ranked second in school history with 3,623 rushing yards and tied for second with 41 rushing touchdowns.

BIRDSEED

• As a senior in 2012, Barner only needed to take two electives during the fall semester to finish his degree in criminology and settled on studying yoga and ballet. Barner was interested in the effects that the two activities could have on his on-the-field performance and reaped immediate benefits of the added flexibility and balance from partaking in those classes. "I'm more in tune with the motion of my body, with the movement of it," Barner told *The Oregonian* in 2012. "You can definitely, definitely benefit from it."

2016 HIGHLIGHTS

- Scored on a 3-yard TD run in the third quarter at NYG (11/6)
- Matched his career high in rushing yards (42) and crossed the goal line for his first-career rushing touchdown in a convincing 34-3 home win vs. Pit. (9/25)
- Ran for a career-high 42 yards on four carries (10.5 avg.) in a season-opening win vs. Cle. (9/11)

2015 HIGHLIGHTS

- Hauled in career highs of five catches for 21 yards in a season-finale victory at NYG (1/3)
- Carried a career-high nine times for 39 yards and added two receptions for seven yards in a win at NE (12/6)

2013 HIGHLIGHTS (W/ CAROLINA)

- Appeared in eight games with the Panthers as a rookie, rushing six times for seven yards while adding two receptions for seven yards

COLLEGE HIGHLIGHTS

- Played in 49 games (20 starts) at Oregon and finished his career ranked second in school history with 3,623 rushing yards and tied for second with 41 rushing touchdowns. Also totaled 54 catches for 591 yards and seven touchdowns
- Averaged 22.5 yards on 61 kickoff returns for 1,371 yards and one touchdown and 10.1 yards on 26 punt returns for 263 yards and one touchdown
- Finished second in school history with 5,848 all-purpose yards and third with 300 points scored
- Recorded 13 career games with 100+ yards rushing with the Ducks
- Served as a team captain in both his junior and senior seasons



BARNER'S CAREER STATISTICS																					
			RUSHING					RECEIVING					OFF SNAPS		KICK RETURNS					ST	
Year	Team	GP/GS	Att	Yds	Avg	Lg	TD	No	Yds	Avg	Lg	TD	TYS	No	Pct	No	Yds	Avg	Lg	TD	T
2013	Carolina	8/0	6	7	1.2	2	0	2	7	3.5	5	0	14	24	2%	2	17	8.5	17	0	0
2015	Philadelphia	10/0	28	124	4.4	19	0	9	22	2.4	12	0	146	79	7%	1	10	10.0	10	0	0
2016	Philadelphia	8/0	20	104	5.2	19	2	1	5	5.0	5	0	109	47	9%	0	0	0.0	0	0	0
Totals		26/0	54	235	4.4	19	2	12	34	2.8	12	0	269	--	--	3	27	9.0	17	0	0
PLAYOFFS																					
2013	Carolina	1/0	0	0	---	--	0	0	0	---	--	0	0	0%	1	16	16.0	16	0	0	
Totals		1/0	0	0	---	--	0	0	0	---	--	0	0	--	--	1	16	16.0	16	0	0
ADDITIONAL CAREER STATISTICS																					
Punt Returns: 2015 (1-(-3)-(-3lg))																					
Fumbles/Lost: (2/1) - 2013 (1/0), 2015 (1/1)																					

2016 GAME-BY-GAME STATISTICS																
				RUSHING					RECEIVING					SNAPS		
Date	Opp	W/L	GP/GS	Att	Yds	Avg	Lg	TD	No	Yds	Avg	Lg	TD	TYS	No	Pct
Sep 11	Cle	W	1/0	4	42	10.5	19	0	0	0	0.0	0	0	42	6	8%
Sep 19	at Chi	W	1/0	2	2	1.0	3	0	0	0	0.0	0	0	2	8	11%
Sep 25	Pit	W	1/0	8	42	5.3	14	1	0	0	0.0	0	0	42	12	18%
Oct 9	at Det	L	1/0	0	0	0.0	0	0	0	0	0.0	0	0	0	1	2%
Oct 16	at Was	L	1/0	2	6	3.0	6	0	0	0	0.0	0	0	6	8	15%
Oct 23	Min	W	1/0	0	0	0.0	0	0	0	0	0.0	0	0	0	3	5%
Oct 30	at Dal	L	1/0	3	9	3.0	4	0	1	5	5.0	5	0	14	6	8%
Nov 6	at NYG	L	1/0	1	3	3.0	3	1	0	0	0.0	0	0	3	3	4%
Nov 13	Atl															
Nov 20	at Sea															
Nov 28	GB															
Dec 4	at Cin															
Dec 11	Was															
Dec 18	at Bal															
Dec 22	NYG															
Jan 1	Dal															
Totals			8/0	20	104	5.2	19	2	1	5	5.0	5	0	109	47	9%

CAREER HIGHS		
Rushes	9	{12/6/15 at NE}
Rushing Yards	42	{2x - 9/25/16 vs. Pit.}
Rushing Long	19	{2x - 9/11/16 vs. Cle.}
Rushing TDs	1	{2x - 11/6/16 at NYG}
Total Touches	11	{12/6/15 at NE}
Scrim. Yards	46	{12/6/15 at NE}

COLLEGE HIGHLIGHTS - Cont.

- As a senior in 2012, garnered first-team All-America honors and was a first-team All-Pac-12 Conference choice after compiling 1,767 rushing yards (the second most in school history) on 278 carries with a school-record-tying 21 rushing touchdowns
- Was named a finalist for the Walter Camp Player of the Year and Doak Walker Award, given to the nation's top running back
- Set a school record with 321 rushing yards against USC
- In 2011, finished second on the team with 939 rushing yards and 11 touchdowns
- As a sophomore, gained 551 rushing yards and six touchdowns on 91 carries while also returning 10 punts for 132 yards, including an 80-yard touchdown. Also averaged 18.2 yards on 13 kickoff returns
- Was an All-Pac-10 Conference honorable mention selection as a kick returner during his freshman year after setting a school record with 1,020 yards on 41 returns, including a 100-yard touchdown
- Redshirted as a true freshman in 2008

PERSONAL

- Player he enjoyed watching most growing up: "Barry Sanders was always a guy that I could just sit back and watch all day long."
- Favorite Philadelphia sports moment was when Allen Iverson stepped over Lakers PG Tyronn Lue in Game 1 of the 2001 NBA Finals
- Pre-game ritual consists of taking a bubble bath and listening to country music the night before a game. Prior to each game, he reads The Bible
- Biggest differences between the city of Philadelphia and his hometown of Riverside, CA, are the building structures, the environment and the people
- Over the course of his four-year prep career, he accumulated 10,772 career all-purpose yards, including 8,178 rushing yards, 144 touchdowns and 362 tackles
- As a senior at Notre Dame High School in Riverside, CA, led the state in both rushing and scoring while finishing second in the country in scoring (22.8 ppg) and fourth in rushing (240.3 ypg) after tallying 3,124 yards on the ground and 46 touchdowns

**Height:** 6-4**Weight:** 264**Date Of Birth:** October 15, 1986**Hometown:** Detroit, MI**HS:** University of Detroit**College:** Cincinnati**NFL Experience:** 8th Year**Acquired:** FA (Hou) 2013**Draft Pick:** D2-09 (46th overall)
by Houston**VITALS****DISRUPTED
DROPBACKS****Since 2011**

J. Watt, Hou.	121.0
C. Barwin, Phi.	81.0
V. Miller, Den.	79.5
J. Houston, KC	79.0
R. Sherman, Sea.	77.0

*Disrupted Dropback = Sacks + Passes**Defended + INTs + Battled Balls**Source: ESPN Stats and Info***SACK LEADERS
SINCE 2014**

J.J. Watt, Hou	39.5
Von Miller, Den	34.5
Ryan Kerrigan, Was	30.0
Justin Houston, KC	29.5
Everson Griffen, Min	28.5
Carlos Dunlap, Cin	26.5
Khalil Mack, Oak	26.0
Aaron Donald, LA	25.0
Connor Barwin, Phi	24.5
Chandler Jones, Arz	23.5

THREE-STEP DROP**If he could play another sport what team/position:** Forward on USA Olympic basketball team**Biggest pet peeve:** Littering**First jersey owned:** Joe Dumars, Detroit Pistons**Talent he'd most like to have:** Be fluent in all languages**First job:** Paper boy at 8-years-old**Favorite team/athlete growing up:** Detroit Lions/Barry Sanders**Best movie seen this past year:** Gleason**Funniest Eagle:** By far, Troy the custodian at the NovaCare Complex**Pro Bowls: 2015**

If you had one word best fit to depict Connor Barwin the football player and Barwin the man, that word would be versatile. On the field, he is best described by his coaches as the "jack of all trades," willing and able to rush the passer, set the edge on run plays or drop into pass coverage. Off the field, Barwin's foundation, Make The World Better (MTWB), exemplifies his upbringing as the son of a city manager and the civic pride he displays since growing up in Detroit, MI. A former tight end and basketball player at the University of Cincinnati, he was a 2nd-round pick of the Texans in 2009 and signed with Philadelphia as a free agent in 2013. He earned his first Pro Bowl bid in 2014 as well as a 2nd-team All-Pro berth.

CAREER HIGHLIGHTS

- Led NFC with career-high 14.5 sacks in 2014 en route to first Pro Bowl berth. Also earned 2nd-team All-Pro honors. His Pro Bowl selection was the first by an Eagles LB since 2005 (Jeremiah Trotter)
- Earned NFC Defensive Player of the Month honors in November 2014 with 6.5 sacks and 24 tackles
- Set Texans single-game record with four sacks at Jax. (11/27/11)
- Named AFC Defensive Player of the Month in November 2011 after recording 6.5 sacks in 3 games

BIRDSEED

- Barwin makes it no secret he fully integrates himself into the city he lives. "You get out of a city what you put into a city," he explained. "It's that simple. Why not take advantage of everything a city has to offer? It just makes sense to me ... My dad was a city manager, so I gained an appreciation for cities from him. He took me around different cities and pointed out all the differences and great places to go. I really got that from him and just try to embrace wherever I am."
- Serves as a spokesman and avid user of Southeastern Pennsylvania Transportation Authority (SEPTA). "I love public transportation and I love using it," said Barwin. "It's good for the city and it's great for the environment" ... When not taking public transportation, Barwin drives a Tesla, an electric-powered car, or rides his bicycle
- After being born completely deaf, Barwin underwent multiple surgeries until he was 12 years old to have his hearing restored
- Enjoys an interactive relationship as a spokesman for NRG Energy, a Fortune 500 power generation and retail electricity business. Barwin: "They are a very transformative company and I really like what they are doing to help our environment" ... In 2014 and 2015, he embarked on a multi-day trip to Haiti to help NRG install solar panels on top of an orphanage to give them reliable power ... on behalf of NRG, spoke about sports and sustainability at the 2016 SXSW conference in Austin, TX





BARWIN'S CAREER STATISTICS																	
Year	Team	GP/GS	TACKLES					PASS DEFENSE					FUMBLES			DEF SNAPS	
			Total	Solo	Asst	TFL	Sacks	Int	Yards	Lg	TD	KD	FF	FR	Yards	Played	Pct
2009	Houston	16/0	18	13	5	NA	4.5	0	0	--	0	4	0	1	0	NA	NA
2010	Houston	1/0	0	0	0	NA	0.0	0	0	--	0	0	0	0	0	NA	NA
2011	Houston	16/16	47	34	13	NA	11.5	0	0	--	0	7	1	0	0	NA	NA
2012	Houston	16/16	65	39	26	NA	3.0	0	0	--	0	5	0	1	0	998	94%
2013	Philadelphia	16/16	82	51	31	9.0	5.0	1	-2	-2	0	10	1	1	0	1128	94%
2014	Philadelphia	16/16	83	52	31	17.5	14.5	0	0	--	0	6	2	0	0	1007	97%
2015	Philadelphia	16/16	79	47	32	8.0	7.0	0	0	0	0	8	1	0	0	1054	87%
2016	Philadelphia	8/8	21	13	8	1.0	3.0	0	0	0	0	2	1	0	0	382	74%
Totals		105/88	395	249	146	35.5	48.5	1	-2	-2	0	42	6	3	0	---	---
PLAYOFFS																	
2011	Houston	2/2	5	5	0	NA	0.0	0	0	0	0	0	0	0	0	NA	NA
2012	Houston	2/2	9	5	4	NA	0.0	0	0	0	0	1	0	0	0	116	100%
2013	Philadelphia	1/1	6	3	3	0.0	0.0	0	0	0	0	1	0	0	0	72	100%
Totals		5/5	20	13	7	0.0	0.0	0	0	0	0	2	0	0	0	---	---
CAREER HIGHS																	
Tackles: 12 [2 times] last 12/7/14 vs. Sea.									Interceptions: 1 [11/3/13 at Oak.]								
Sacks: 4 [11/27/11 at Jax.]									Forced Fumbles: 1 [6 times] last 10/23/16 vs. Min.								



MULTI-SACK GAMES (7)		
Sacks	Date	Opp
4.0	11/27/11	at Jacksonville (W)
3.5	11/10/14	vs. Carolina (W)
3.0	10/12/14	vs. N.Y. Giants (W)
2.0	12/6/15	at New England (W)
2.0	11/23/14	vs. Tennessee (W)
2.0	10/5/14	vs. St. Louis (W)
1.5	11/13/11	at Tampa Bay (W)

2016 GAME-BY-GAME STATISTICS																	
Date	Opp	W/L	GP/GS	S	A	TT	Sac	Hur	Int	Yds	Lg	KD	FF	FR	Snaps	Pct	
Sep 11	Cle	W	1/1	2	0	2	1.0	1	0	0	0	0	0	0	36	69%	
Sep 19	at Chi	W	1/1	0	0	0	0.0	1	0	0	0	0	0	0	41	79%	
Sep 25	Pit	W	1/1	1	0	1	0.0	3	0	0	0	0	0	0	47	78%	
Oct 9	at Det	L	1/1	2	3	5	0.0	1	0	0	0	0	0	0	52	85%	
Oct 16	at Was	L	1/1	1	3	4	0.0	1	0	0	0	0	0	0	60	81%	
Oct 23	Min	W	1/1	5	0	5	1.0	1	0	0	0	0	1	0	49	64%	
Oct 30	at Dal	L	1/1	1	1	2	1.0	1	0	0	0	0	0	0	53	68%	
Nov 6	at NYG	L	1/1	1	1	2	0.0	0	0	0	0	2	0	0	44	69%	
Nov 13	Atl																
Nov 20	at Sea																
Nov 28	GB																
Dec 4	at Cin																
Dec 11	Was																
Dec 18	at Bal																
Dec 22	NYG																
Jan 1	Dal																
Totals			8/8	13	8	21	3.0	9	0	0	0	2	1	0	382	74%	



NFL PLAYER OF THE MONTH HONORS	
2014 NFC November Defensive POM	6.5 sacks and 24 tackles
2011 AFC November Defensive POM	6.5 sacks and 16 tackles



MTWBPROJECT.ORG
 Barwin takes it to heart when he talks about his goal of making the world a better place. His foundation, MTWB, has hosted three concerts since 2014 that have raised over \$685,000 to revitalize neighborhood parks in the city of Philadelphia -- Ralph Brooks Park in South Philadelphia in 2014, Smith Playground in South Philadelphia in 2015, and Waterloo Playground in Northwest Philadelphia in 2016.



2016 HIGHLIGHTS

- Dropped Dak Prescott for a 10-yard loss at Dal. (10/30)
- His sack of Sam Bradford vs. Min (10/23) forced a fumble that was recovered by Malcolm Jenkins
- Sacked Robert Griffin III in the season opener vs. Cle (9/11)

PERSONAL

- Son of Tom Barwin and Margaret Bailey. Has three older brothers: Sean, Joe, and Patrick
- First-team all-state selection as a high school senior and also earned all-league, all-Catholic and all-district honors. Was the recipient of the team's offensive and defensive MVP awards as a senior
- All-league selection in basketball as a junior and an all-Catholic selection as a senior
- In 2014, was inducted into the University of Detroit Jesuit's inaugural Hall of Fame class
- Favorite quote: "Hard work and good times always go together, but hard work always comes first." - Wade Phillips
- Barwin on twitter: @ConnorBarwin98
- On Instagram: ConnorBarwin98
- Boasts a tattoo of the Detroit skyline on his biceps. Barwin grew up in Detroit and attended University of Detroit Jesuit High School



2015 HIGHLIGHTS

- Sacked and forced a fumble of Eli Manning at NYG (1/3) that was returned 83 yards for a TD by Walter Thurmond
- Posted two sacks of Tom Brady at NE (12/6) for his 7th multi-sack game of his career. Also had 4 other QB pressures
- Notched a sack in each of the two games vs. the Cowboys: Tony Romo vs. Dal (9/20) and Matt Cassell at Dal. (11/8)
- Sacked Ryan Fitzpatrick at NYJ (9/27)

2014 HIGHLIGHTS

- His Pro Bowl selection was the first by an Eagles LB since 2005 (Jeremiah Trotter) ... also earned 2nd-team All Pro honors
- Led the Eagles, the NFC and ranked 4th in the NFL with a career-high 14.5 sacks -- most ever by an Eagle linebacker
- Earned NFC Defensive Player of the Month honors in November with 6.5 sacks and 24 tackles
- Equaled his career high in tackles with 12 vs. Sea. (12/7), including a sack of Russell Wilson
- Posted his fourth 2+ sack game of the year vs. Ten. (11/23) with 2 sacks of Zach Mettenberger
- Posted 3.5 sacks of Cam Newton vs. Car. (11/10), the 2nd best single-game total ever by an Eagles LB (Garry Cobb, 4 in 1986)
- Posted a sack of Ryan Fitzpatrick at Hou. (11/2) along with 2 pass break ups
- Notched 3 sacks of Eli Manning and forced a fumble vs. NYG (10/12)
- Posted 2 sacks of Austin Davis vs. StL (10/5)
- Had 5 tackles at SF (9/28), incl. 2 split sacks of Colin Kaepernick. Also had 2 QB hurries

A BEARCAT FOR ALL SEASONS



Barwin played both football and basketball at Cincinnati and lists playing in the Big East basketball tournament as his favorite sports moment. In all, he played in 39 games for the Bearcats hoops squad. While in college, he was a roommate of Jason Kelce and backed up TE Brent Celek for two seasons (2005-06) before moving to defensive end.

2013 HIGHLIGHTS

- According to Pro Football Focus, led all NFL 3-4 OLBs with 7 batted passes
- Finished the year ranked 2nd on team in sacks (5), tackles for a loss (9), and 3rd in pass deflections (10)
- Recorded a career-high 82 tackles
- Batted down a pass from Kyle Orton on a 4th-and-1 play in the 4th quarter at Dal. (12/29)
- Posted a sack of QB Matt Cassel at Min. (12/15)
- Recovered a fumble of RB Joique Bell on the Eagles 20-yard line, thwarting a Lions drive vs. Det. (12/8)
- Collared a career-high 12 tackles vs. Was. (11/17) and made a game-changing play as he sacked and forced a fumble of Redskins QB Robert Griffin III as Washington was deep in Eagles territory. The ball was recovered by Fletcher Cox and led to a FG on the Eagles ensuing drive
- Snagged his first career interception as he picked off Raiders QB Terrelle Pryor in the 4th quarter at Oak. (11/3)
- Posted a sack of QB Mike Glennon at TB (10/13)
- Recorded a sack in back-to-back games, bringing down QB Alex Smith vs. KC (9/19) and QB Philip Rivers vs. SD (9/15)

2012 HIGHLIGHTS (WITH HOUSTON)

- Finished his Houston career 4th in Texans history with 19 sacks, including 11.5 in 2011
- Sacked Colts QB Andrew Luck, collared five tackles and notched one pass defended in a win vs. Ind. (12/16)
- Recorded six tackles, including a sack of Bills QB Ryan Fitzpatrick vs. Buf. (11/4)
- Registered his first sack of the season and his first safety when he brought down Ravens QB Joe Flacco in the end zone in the first quarter vs. Bal. (10/21)
- Made four tackles and recovered a fumble to clinch a victory at Den. (9/23)



VITALS

Height: 6-2
Weight: 241
Date Of Birth: September 4, 1989
Hometown: Crawfordville, FL
HS: Wakulla (Crawfordville, FL)
College: Florida State
NFL Experience: 5th Year
Acquired: FA (Buf) 2016
Draft Pick: D4a-12 (105th overall) by Buffalo



BRADHAM'S CAREER YEAR (2014 BILLS)

Total Tackles 102
Solo Tackles 65
Tackles for Loss 6.0
Sacks 2.5
Interceptions..... 1
Forced Fumbles..... 2

THREE-STEP DROP

First job growing up: Stocked frozen foods in the dairy department at Winn-Dixie. "I quit after three days. It was too cold, man!"

NFL players he looked up to growing up: Derrick Brooks and Ray Lewis

Why he chose to attend Florida State: Despite having offers from virtually every Division I program, FSU was Bradham's "dream school." Bradham grew up watching Seminoles football.

"Welcome to the NFL" moment: Having to hit former NFL fullback Vonta Leach his rookie year. "I was sore after that one."

Unique offseason training methods: Boxing and yoga

Three favorite throwback jerseys: Deion Sanders, Atlanta Falcons; Derrick Brooks, Tampa Bay Buccaneers; Dick Butkus, Chicago Bears

If he could play another sport, what position/team: Either first or third base for the Miami Marlins

"He's a physical kid and he's got good size. With the spread formations now, a lot of the linebackers are smaller than we would like. But he's got good size. He's got good straight-line speed and is a great special teams player. I think he covers better than any starter I've ever seen on special teams."

- Former Bills and Current 49ers Scout Darrell Moody

Nigel Bradham signed a two-year contract with the Eagles in the 2016 offseason and comes to Philadelphia after spending the first four years of his NFL career with the Buffalo Bills. Originally a fourth-round selection of the Bills in the 2012 NFL Draft, Bradham (pronounced BRAD-em) has played in 57 career games (38 starts) and has compiled 244 tackles (155 solo) and 3.5 sacks. A four-year letterman at Florida State, Bradham was the Seminoles' leading tackler in three consecutive seasons (2009-11) and earned All-ACC honorable mention honors as a senior team captain in 2011.

2016 HIGHLIGHTS

- Registered 7 tackles (5 solo), including 1 TFL, and 1 pass defensed at NYG (11/6)
- Produced 8 tackles (6 solo), 1 sack and 1 pass defensed in the 21-10 victory vs. Min. (10/23)
- Recorded a season-high 9 tackles (2 solo) while adding 1 pass defensed at Was. (10/16)
- Totaled a season-high 6 tackles (5 solo), including 2 TFL, and one fumble recovery at Det. (10/9)
- Registered 4 solo tackles, including 1 TFL, in the 34-3 win vs. Pit. (9/25)
- In the *Monday Night Football* victory at Chi. (9/19), intercepted Bears QB Jay Cutler in the third quarter and returned it 28 yards to Chicago's 2-yard line to set up a Carson Wentz-to-Trey Burton passing TD
- In his debut game with the Eagles, produced five tackles (four solo) vs. Cle. (9/11). Has registered five-plus tackles in four of his last five games dating back to 2015

BIRDSEED

- Entered the NFL with Eagles teammate CB Ron Brooks in 2012, when the pair of defenders were drafted by the Buffalo Bills in the fourth round. In the 2016 offseason, Bradham and Brooks signed contracts with the Eagles one day apart

PERSONAL

- Was a consensus five-star prospect and earned *Parade* All-American honors after finishing his career at Wakulla High School (Crawfordville, FL) with over 430 tackles and 20 sacks



BRADHAM'S CAREER STATISTICS

Year	Team	GP/GS	TACKLES					PASS DEFENSE					FUMBLES			DEF SNAPS		ST		
			Total	Solo	Asst	TFL	Sacks	Int	Yards	Lg	TD	KD	FF	FR	Yards	Played	Pct		T	
2012	Buffalo	16/11	47	27	20	2.0	0.0	0	--	--	0	1	0	1	0	1	0	395	36%	10
2013	Buffalo	16/2	38	21	17	1.0	0.0	0	--	--	0	0	0	0	0	0	--	285	25%	13
2014	Buffalo	14/14	102	65	37	6.0	2.5	1	0	0	0	7	2	0	0	0	805	74%	1	
2015	Buffalo	11/11	57	42	15	4.0	1.0	0	--	--	0	4	0	0	--	--	728	67%	1	
2016	Philadelphia	8/8	47	32	15	4.0	1.0	1	28	28	0	4	0	1	--	--	496	96%	2	
Totals		65/46	290	186	104	17.0	4.5	2	28	28	0	16	2	2	0	---	---	---	---	27

2016 GAME-BY-GAME STATISTICS

Date	Opp	W/L	GP/GS	S	A	TT	Sac	Hur	Int	Yds	Lg	KD	FF	FR	Snaps	Pct
Sep 11	Cle	W	1/1	4	1	5	0.0	0	0	--	--	0	0	0	51	100%
Sep 19	at Chi	W	1/1	1	0	1	0.0	0	1	28	28	1	0	0	50	96%
Sep 25	Pit	W	1/1	4	0	4	0.0	0	0	--	--	0	0	0	56	93%
Oct 9	at Det	L	1/1	5	1	6	0.0	0	0	--	--	0	0	1	48	79%
Oct 16	at Was	L	1/1	2	7	9	0.0	0	0	--	--	1	0	0	74	100%
Oct 23	Min	W	1/1	6	2	8	1.0	1	0	--	--	1	0	0	76	100%
Oct 30	at Dal	L	1/1	5	2	7	0.0	0	0	--	--	0	0	0	77	99%
Nov 6	at NYG	L	1/1	5	2	7	0.0	0	0	--	--	1	0	0	64	100%
Nov 13	Atl															
Nov 20	at Sea															
Nov 28	GB															
Dec 4	at Cin															
Dec 11	Was															
Dec 18	at Bal															
Dec 22	NYG															
Jan 1	Dal															
Totals			8/8	32	15	47	1.0	1	1	28	28	4	0	1	496	96%

CAREER HIGHS

Tackles	13	9/21/14 vs. SD
Sacks	1.5	9/28/14 at Hou.



PERSONAL - Cont.

- As a senior in 2007, earned first-team 3A All-State honors and was named the *Tallahassee Democrat* All-Big Bend Defensive Player of the Year after compiling 145 tackles, eight sacks and four interceptions. Was also a finalist for the 2008 U.S. Army Player of the Year Award and earned a spot in the U.S. Army All-American Bowl
- Graduated from Florida State in December 2011 with a degree in social science
- Twitter: @NigelBradham_13

2015 HIGHLIGHTS (WITH BUFFALO)

- Started all 11 games that he played and totaled 57 tackles (42 solo), including four TFLs, one sack and four passes defended
- His 57 tackles marked the fourth-highest total on the team before he sustained an ankle injury vs. KC (11/29) and missed the remainder of the season
- Tied a season high with eight tackles (seven solo), including two for a loss, and a pass defended against NYG (10/4)
- Notched a team-high eight tackles (seven solo), one sack and two QB hits in a season-opening victory vs. Ind. (9/13)

2014 HIGHLIGHTS (WITH BUFFALO)

- Had a career year while playing under current Eagles defensive coordinator Jim Schwartz. Started all 14 games in which he played and set career highs in tackles (102), tackles for loss (six), sacks (2.5), QB hits (six), passes defended (seven) and forced fumbles (two). Also recorded the first INT of his career
- Notched 12 tackles (9 solo), the 2nd-highest single-game total of his career, and added a sack and PBU vs. Cle. (11/30).
- Tallied 11 total takedowns for the second time in three weeks, contributing 10 solo tackles, a pass defended and a forced fumble in a win at NYJ (10/26).
- Recorded 11 tackles (seven solo) vs. NE (10/12)
- Posted a career-high 1.5 sacks, the first two QB takedowns of his career, when he dropped Texans QB Ryan Fitzpatrick twice at Hou. (9/28). Also snagged the first interception of his career when he picked off Fitzpatrick on the first play of the second half
- Notched a career-high 13 tackles vs. SD (9/21)

2013 HIGHLIGHTS (WITH BUFFALO)

- Played in all 16 games (two starts) and compiled 38 tackles (21 solo). Posted a career-high 13 special teams tackles
- Made his second start of the year in the season finale at NE (12/29) and recorded a season-high nine tackles

VITALS
Height: 6-5
Weight: 241
Date Of Birth: May 4, 1987
Hometown: Spokane, WA
HS: Shadle Park (Spokane, WA)
College: West Texas A&M
NFL Experience: 6th Year
Acquired: FA (Hou) 2014
Draft Pick: Undrafted



2016 EAGLES SPECIAL TEAMS

SNAP LEADERS

1. **Bryan Braman** 182 (80%)
2. **Chris Maragos** 181 (80%)
3. **Najee Goode** 155 (68%)

2015 EAGLES SPECIAL TEAMS SNAP LEADERS

1. **Bryan Braman**..... 428 (86%)
2. **Trey Burton** 420 (84%)
3. **Chris Maragos**..... 387 (77%)
4. **Najee Goode**..... 349 (70%)
5. **E.J. Biggers** 302 (60%)

THREE-STEP DROP

Hobbies: Spending time with his daughter, Blakely

Talent he'd like to have: Ability to play the guitar and piano

If he could play another sport what team/position: Decathlete, Team USA

If he could be any superhero, he would be: Superman

His most interesting man in the world: Stephen Hawking

Best player he has faced: Jason Peters in practice

Three items needed on deserted island: A knife, a pot and flint

First jersey: Gary Payton, Seattle Supersonics

Funniest Eagle: Jon Dorenbos

Favorite athletes growing up: Brett Favre and Reggie White

"He's a war-daddy, man. When I think special teams, I think Bryan Braman. He's all out on every play."

- Eagles Punter Donnie Jones

Bryan Braman originally signed with the Houston Texans as a rookie free agent in 2011 and has emerged as a proven force on special teams over the course of his career. Braman signed a two-year deal with the Eagles prior to the 2014 season and signed a one-year extension in the 2015 offseason that will keep him in Philadelphia through 2016. Braman has served as a "core four" special teams player with the Eagles, providing leadership on a unit that has accounted for 12 touchdowns from 2014-16.

CAREER HIGHLIGHTS

- Has 50 special teams tackles in 90 career games
- Was named a Pro Bowl alternate and to *USA Today's* All-Joe Team in 2012 after leading the Texans with 16 special teams tackles and notching a franchise-best two blocked punts
- Blocked a Pat McAfee punt in the second quarter vs. Ind. (12/16/12) and ran it back 8 yards for his first-career touchdown

2016 HIGHLIGHTS

- Tallied his 50th career special teams tackle in a win vs. Min. (10/23) and helped block for WR Josh Huff as he returned a kickoff 98 yards for a touchdown. Huff's return touchdown marked the first time in franchise history that the Eagles returned kickoffs for touchdowns in back-to-back games
- Paved the way for Eagles RB Wendell Smallwood to return a kick for a touchdown at Was. (10/16)
- Recorded his first special teams tackle of the season in a Week 3 win vs. Pit. (9/25)

BIRDSEED

- Prior to landing his first NFL job as a rookie free agent with the Houston Texans in 2011, Braman thought his football career was over. "After I got kicked out of Idaho, I was making concrete railroad ties for a year, just back-breaking work. It was tough." Braman went to West Texas A&M in 2009 after a two-year stint at Long Beach City College. He originally went to Idaho, where he was a redshirt freshman in 2006. "The bottom line is I was just immature and got caught up in bad things. It was an eye-opening experience for me and really forced me to grow up. I think going through that ultimately made me a better person. I'm so much more appreciative of everything I have now."
- Claims to get his size from his late grandfather, Ivan Cecil Braman, a WWII veteran who was a whopping 7-foot-4 and 360 pounds
- Was heavily recruited out of Shadle Park (WA) H.S. as a standout track star. Competed in the 4x100 relay, high jump, long jump and javelin. Has considered training for the javelin following his football career and would love to have the chance to throw in the Olympics for Team USA



BRAMAN'S CAREER STATISTICS

Year	Team	GP/GS	TACKLES					PASS DEFENSE					FUMBLES			DEF SNAPS		ST
			Total	Solo	Asst	TFL	Sacks	Int	Yards	Lg	TD	KD	FF	FR	Yards	Played	Pct	
2011	Houston	16/0	1	0	1	1.0	0.5	0	0	--	0	0	0	1	0	NA	NA	7
2012	Houston	14/0	6	4	2	0.0	0.0	0	0	--	0	0	0	0	61	6%	16	
2013	Houston	16/0	0	0	0	0.0	0.0	0	0	--	0	0	0	0	17	2%	8	
2014	Philadelphia	16/0	0	0	0	0.0	0.0	0	0	--	0	0	0	0	9	1%	8	
2015	Philadelphia	16/0	1	1	0	1.0	1.0	0	0	--	0	0	0	0	15	1%	7	
2016	Philadelphia	8/0	0	0	0	0.0	0.0	0	0	--	0	0	0	0	1	0%	2	
Totals		86/0	8	5	3	2.0	1.5	0	0	--	0	0	0	1	---	---	48	

PLAYOFFS

2011	Houston	2/0	0	0	0	0.0	0.0	0	0	--	0	0	0	0	NA	NA	1
2012	Houston	2/0	0	0	0	0.0	0.0	0	0	--	0	0	0	0	0	0%	1
Totals		4/0	0	0	0	0.0	0.0	0	0	--	0	0	0	0	---	---	2

ADDITIONAL CAREER STATISTICS

Touchdowns: (1) - Blocked a Pat McAfee punt and returned it 8 yards vs. Ind. (12/16/12)

Blocked Punts: (3) - 2014 [at GB - 11/16 (Tim Masthay)]; 2012 [vs. GB - 10/14 (T. Masthay)], [vs. Ind. - 12/16 (Pat McAfee)]

Special Teams Fumble Recoveries: (1) - 2015 vs. Buf. (12/13)

2016 GAME-BY-GAME STATISTICS

Date	Opp	W/L	GP/GS	S	A	TT	Sac	Hur	KD	FF	FR	Snaps	Pct
Sep 11	Cle	W	1/0	0	0	0	0.0	0	0	0	0	1	2%
Sep 19	at Chi	W	1/0	0	0	0	0.0	0	0	0	0	0	0%
Sep 25	Pit	W	1/0	0	0	0	0.0	0	0	0	0	0	0%
Oct 9	at Det	L	1/0	0	0	0	0.0	0	0	0	0	0	0%
Oct 16	at Was	L	1/0	0	0	0	0.0	0	0	0	0	0	0%
Oct 23	Min	W	1/0	0	0	0	0.0	0	0	0	0	0	0%
Oct 30	at Dal	L	1/0	0	0	0	0.0	0	0	0	0	0	0%
Nov 6	at NYG	L	1/0	0	0	0	0.0	0	0	0	0	0	0%
Nov 13	Atl												
Nov 20	at Sea												
Nov 28	GB												
Dec 4	at Cin												
Dec 11	Was												
Dec 18	at Bal												
Dec 22	NYG												
Jan 1	Dal												
Totals			8/0	0	0	0	0.0	0	0	0	0	1	0%

CAREER HIGHS

Tackles	2	2x - 12/10/12 at NE
Sacks	1.0	10/11/15 vs. NO



BIRDSEED - Cont.

- While at Long Beach City College (2007-08), modeled for *Abercrombie & Fitch* and did casting calls in L.A.
- Is interested in pursuing a degree in business management following his playing career

PERSONAL

- Was a standout defensive end and track athlete at Shadle Park (WA) High School. Was a two-star recruit according to *Rivals.com*
- Began playing football in 7th grade for the Shaw Jaguars
- Has a daughter, Blakely
- Son of Tina Braman-Fields and Robert Dire. Has two sisters, Alyssa and Marissa

2015 HIGHLIGHTS

- Played a team-high 428 snaps on special teams, contributing on 86 percent of special teams plays
- Recovered a muffed punt in the second quarter of a win vs. Buf. (12/13). Following the fumble recovery, QB Sam Bradford connected with WR Nelson Agholor for a 53-yard touchdown to give the Eagles a 14-7 lead. Also tied for the team lead in the contest with two special teams tackles
- Was part of a punt return unit that scored two touchdowns in a 35-28 win at NE (12/6), generating scores off of a blocked punt and a return. Also notched a hit on Patriots QB Tom Brady
- Led the team with three special teams tackles vs. Mia. (11/15)
- Recorded the first full-sack of his career when he dropped Saints QB Drew Brees for an 11-yard loss in a win vs. NO (10/11)


Height: 6-5 VITALS
Weight: 335
Date Of Birth: August 19, 1989
Hometown: Milwaukee, WI
HS: Riverside University (Milwaukee, WI)
College: Miami (Ohio)
NFL Experience: 5th Year
Acquired: FA (Hou) 2016
Draft Pick: D3b-12 (76th overall)
by Houston
COLLEGE ACCOLADES
2011: 2nd-team All-MAC
East-West Shrine Game
2010: 2nd-team All-MAC
2009: 2nd-team All-MAC
2008: RedHawks Freshman of the Year
THREE-STEP DROP
First jersey: Ray Allen (Milwaukee Bucks)
If he could be any superhero: Deadpool, The Flash or Wolverine
Player he models his game after: Larry Allen
Best players he has faced: Geno Atkins and Ndamukong Suh
First job: Worked on the grounds crew at Miami: Landscaped & poured concrete
Hobbies: Golfing, reading, continuing his education
Biggest pet peeve: When people talk during TV shows
Favorite Halloween costume: The Black Ranger from Power Rangers
Favorite three throwback jerseys: Reggie White (Eagles), Satchel Paige and George Gervin
Favorite books: Zero to One by Peter Thiel, Outliers by Malcolm Gladwell and The Road to Character by David Brooks
Favorite Philadelphia restaurant: Ralph's Italian Restaurant

“Big, strong, athletic, road grater-type, nasty mentality and demeanor. He’s a guy that can get out on the perimeter and run. He’s smart. He has all the things that you look for in a guard... He’s a leader and a guy that has a lot of games under his belt.”

- Eagles Head Coach Doug Pederson

Originally a third-round draft pick of the Houston Texans in 2012, Brandon Brooks signed a five-year contract with the Eagles as a free agent during the 2016 offseason. Brooks spent the first four years of his career with the Texans and appeared in 53 games with 45 starts -- 44 at RG and 1 at LG -- including playoffs. A four-year letterman at Miami University (Ohio), Brooks played in 45 games and made 41 starts for the RedHawks and was a three-time All-Mid Conference second-team selection.

BIRDSEED

- Brandon took up football at the age of 12 when he played tight end and middle linebacker for the Riverside Tigers. He cites his former neighbor, Jarrod Johnson, as the biggest influence on his football career. Johnson, a former offensive lineman himself, played with the San Diego Chargers, the Pittsburgh Steelers and the Sacramento Surge of the World League. The two still talk to this day
- An avid fan of Wisconsin sports, Brandon’s favorite teams growing up were the Green Bay Packers, Milwaukee Brewers and Milwaukee Bucks. His favorite athletes as a kid were Ray Allen, Sam Cassell, Brett Favre, Ahman Green and Glenn Robinson. The first jersey he ever owned was a Ray Allen Bucks jersey. If he could play another professional sport, he would want to be a pitcher for the Brewers

2015 HIGHLIGHTS (WITH HOUSTON)

- Started all 14 games that he played for Houston, opening 13 contests at right guard and making a spot start at left guard in a Week 6 win at Jax. (10/18). Also started at right guard in the Texans’ Wild Card game vs. KC (1/9)

BROOKS’ CAREER SERVICE

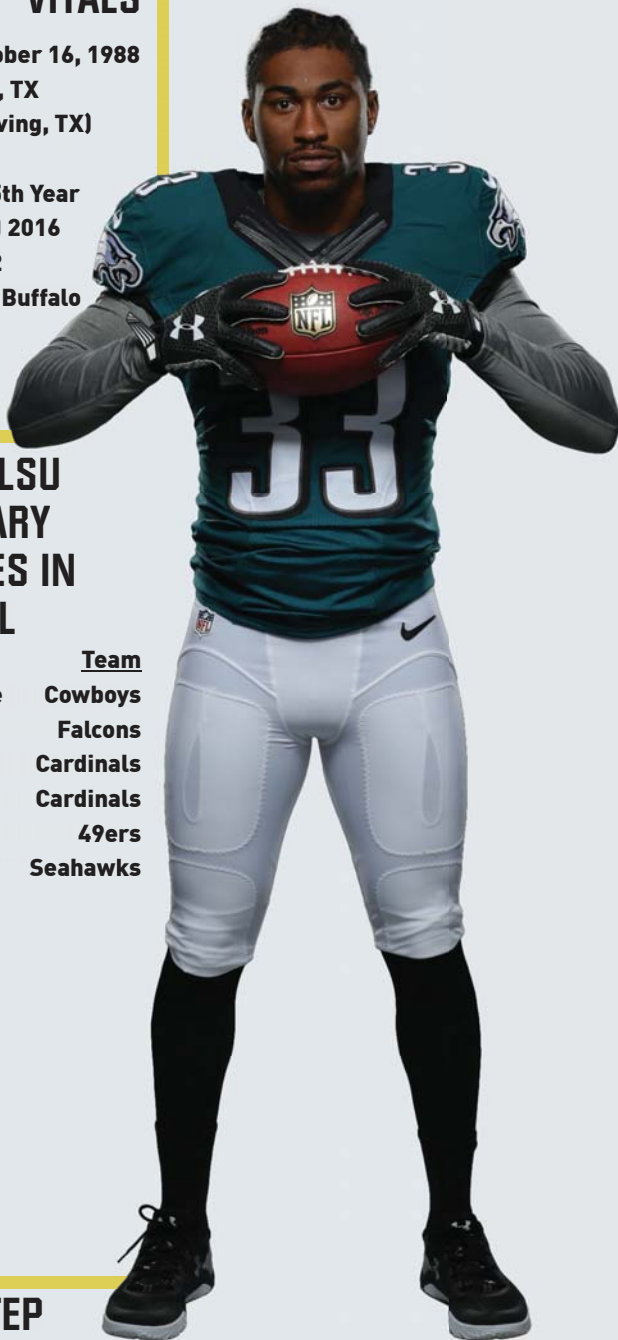
Regular Season			Playoffs		
Year	Team	GP/GS	Year	Team	GP/GS
2012	Houston	6/0	2012	Houston	2/0
2013	Houston	15/15	2015	Houston	1/1
2014	Houston	15/15	Totals		3/1
2015	Houston	14/14	Starts by position: 2013: 15 at		
2016	Philadelphia	8/8	RG; 2014: 15 at RG, 2015: 13 at		
Totals		58/52	RG, 1 at LG (1 at RG in playoffs),		
			2016: 8 at RG		
			First NFL game: 11/22/12 at Det.		
			First NFL start: 9/9/13 at SD		

Height: 5-10
Weight: 190
Date Of Birth: October 16, 1988
Hometown: Irving, TX
HS: MacArthur (Irving, TX)
College: LSU
NFL Experience: 5th Year
Acquired: FA (Buf) 2016
Draft Pick: D4b-12
(124th overall) by Buffalo

VITALS

NOTABLE LSU SECONDARY TEAMMATES IN THE NFL

<u>Player</u>	<u>Team</u>
Morris Claiborne	Cowboys
Jalen Collins	Falcons
Tyrann Mathieu	Cardinals
Patrick Peterson	Cardinals
Eric Reid	49ers
Tharold Simon	Seahawks



THREE-STEP DROP

If he could play another sport, what team/position: Outfield, NY Yankees
Three favorite throwback jerseys: Jerry Rice, 49ers; Warren Moon, Oilers;
 Fred Taylor, Jaguars
Left starstruck: While in attendance for Beyonce's June 2016 concert at
 Lincoln Financial Field
Biggest pet peeve: Ignorance
Nickname: Hollywood
Pet: A blue nose pitbull named Jaxx
Favorite meal: Tamales
A unique favorite meal: Raw spaghetti
Favorite movies: *Paid In Full*, *Shottas*
Favorite TV show: *Swamp People*
Favorite music: Hip-hop, R&B and Gospel

"He has great speed and he's violent at the point of attack. He can play inside, can play outside...He's been a gunner and a jammer. He'll be one of your fastest guys down on kickoffs."

- LSU Head Coach Les Miles

A five-year veteran, Ron Brooks signed a three-year contract with the Eagles in the 2016 offseason after spending the first four years of his career with the Buffalo Bills. Originally a fourth-round pick of the Bills in the 2012 NFL Draft, Brooks appeared in 47 games with three starts for Buffalo, racking up 46 tackles and seven passes defended. Also a key contributor on special teams, Brooks compiled 29 special teams tackles.

BIRDSEED

- During his tenure in Buffalo, served as the Bills' ambassador during Domestic Violence Awareness Month. Brooks has embraced this designation with great pride and plans on getting involved in similar advocacy efforts with the Eagles
- His father, Anthony Brooks, played college football at Texas A&M Commerce and spent the 1993 season on the active roster for the Chicago Bears
- Entered the NFL in 2012 with Eagles teammate LB Nigel Bradham when the pair of defenders were drafted by the Buffalo Bills in the fourth round. In the 2016 offseason, Brooks and Bradham signed contracts with the Eagles one day apart
- Was roommates with Eagles DT Bennie Logan at LSU

2016 HIGHLIGHTS

- Scooped up his first-career fumble recovery in a road win at Chi. (9/19) after DT Bennie Logan stripped the ball loose from Bears RB Jeremy Langford in the fourth quarter. The forced turnover ignited a 6-play, 46-yard Eagles drive that resulted in a Ryan Mathews rushing TD

INJURY REPORT

- Was placed on Injured Reserve on 10/24 after rupturing his right quad tendon vs. Min. (10/23)

PERSONAL

- Claims that RB Steven Jackson is the best player he has ever lined up against. In fact, his "welcome to the NFL" moment took place late in his rookie season when he had back-to-back matchups with Jackson and RB Marshawn Lynch. "I've never seen guys as big as those two," said Brooks
- In college, worked a side job as an EKG technician at a local hospital
- In his spare time, enjoys being active, spending time with his family and playing Call of Duty on PS4
- Is a devoted family man who has created a tradition of going on annual vacations with his loved ones. They most recently embarked on a getaway to Montego Bay
- Grew up watching the likes of Jerry Rice, Emmitt Smith and Troy Aikman. Is currently a fan of LeBron James and Steph Curry



BROOKS' CAREER STATISTICS

Year	Team	GP/GS	TACKLES					PASS DEFENSE					FUMBLES			DEF SNAPS		ST
			Total	Solo	Asst	TFL	Sacks	Int	Yards	Lg	TD	KD	FF	FR	Yards	Played	Pct	
2012	Buffalo	9/2	13	12	1	0.0	0.0	0	0	--	0	4	0	0	0	161	27%	7
2013	Buffalo	11/0	4	3	1	0.0	0.0	0	0	--	0	0	0	0	42	5%	5	
2014	Buffalo	14/1	24	22	2	2.0	0.0	0	0	--	0	1	0	0	145	15%	10	
2015	Buffalo	13/0	5	5	0	1.0	0.0	0	0	--	0	2	0	0	52	6%	7	
2016	Philadelphia	6/5	18	11	7	0.0	0.0	0	0	--	0	2	0	1	235	63%	1	
Totals		53/8	64	53	11	3.0	0.0	0	0	--	0	9	0	1	---	---	30	

2016 GAME-BY-GAME STATISTICS

Date	Opp	W/L	GP/GS	S	A	TT	Sac	Hur	Int	Yds	Lg	KD	FF	FR	Snaps	Pct
Sep 11	Cle	W	1/1	0	1	1	0.0	0	0	0	--	1	0	0	38	73%
Sep 19	at Chi	W	1/1	5	0	5	0.0	0	0	0	--	1	0	1	42	81%
Sep 25	Pit	W	1/1	0	4	4	0.0	0	0	0	--	0	0	0	58	97%
Oct 9	at Det	L	1/1	2	1	3	0.0	0	0	0	--	0	0	0	38	62%
Oct 16	at Was	L	1/0	4	0	4	0.0	0	0	0	--	0	0	0	52	70%
Oct 23	Min	W	1/1	0	1	1	0.0	0	0	0	--	0	0	0	7	9%
PLACED ON INJURED RESERVE (RUPTURED RIGHT QUAD) ON 10/24/16																
Totals			6/5	11	7	18	0.0	0	0	0	--	2	0	1	235	63%

PERSONAL - Cont.

- A dual-threat quarterback at MacArthur High School (TX), was named the District 7-5A MVP as a senior in 2006 after rushing for 1,264 yards and 19 touchdowns, while adding 882 yards and nine touchdowns through the air
- Was *Scout.com*'s No. 7-ranked wide receiver and earned a spot in the U.S. Army All-American Bowl following his senior season
- Compiled 43 receptions for 778 yards and 13 touchdowns as a junior wide receiver in 2006
- The son of Anthony and Lolette Brooks and the brother of Jazzmyn and Kaelyn. His mother is an insurance claims adjuster for MetLife
- Has a daughter, Rylan Kaelyn
- Majored in general studies at LSU

2015 HIGHLIGHTS (WITH BUFFALO)

- Played in 13 games, seeing most of his game action on special teams. Tallied five tackles and two pass breakups on defense, while tying for third on the team with seven special teams tackles
- Notched a season-high five tackles and two passes defended in a 16-6 win vs. Dal. (12/27)

2014 HIGHLIGHTS (WITH BUFFALO)

- Played in 14 games with one start and compiled a career-high 24 tackles and one pass defended. Also logged a career-high 10 tackles on special teams, marking the second-highest total on the team
- Started the final contest of the year at NE (12/28) and tied his career high with nine tackles in the Bills' 17-9 victory
- Logged seven tackles, marking the third-highest total of his career, at Oak. (12/21)

2013 HIGHLIGHTS (WITH BUFFALO)

- Appeared in 11 games and recorded four tackles on defense and five tackles on special teams
- Recorded three tackles and a quarterback hit in the season opener vs. NE (9/8), but sustained a foot injury that sidelined him for the following five contests

2012 HIGHLIGHTS (WITH BUFFALO)

- Began the season on Injured Reserve Designated for Return with a foot injury, but returned in early November and went on to play in nine games with two starts. Made 13 tackles and four passes defended in his rookie campaign
- Made the first start of his NFL career vs. Jax. (12/2) and notched a career-high nine tackles and a career-high three passes defended in the Bills' 34-18 victory over the Jaguars

COLLEGE HIGHLIGHTS

- Played in all 53 games for the LSU Tigers from 2008-11 and made three starts. Finished his collegiate career with 90 tackles, including 12.5 for a loss, 5.5 sacks and three interceptions, all of which he returned for touchdowns. Also notched 10 pass breakups, five forced fumbles and four fumble recoveries
- As a senior in 2011, recorded 30 tackles, including 6.5 for a loss, and set career highs in sacks (3.5), pass breakups (six), interceptions (two) and fumble recoveries (three)
- Was named the SEC Defensive Player of the Week after returning an interception 46 yards for a touchdown and adding four tackles, one sack, a forced fumble and a fumble recovery in a 52-3 win at Ole Miss (11/19/11). The pick-six came on Ole Miss' third play of the game and gave LSU an early 7-0 lead
- Notched an interception return for a touchdown when he picked off a pass vs. Auburn (10/22/11) and returned it 28 yards for a score
- Played in all 13 games as a junior in 2010 and logged a career-high 33 tackles. Also notched two sacks, three pass breakups, a forced fumble and the first interception of his career

**Height:** 5-11**Weight:** 200**Date Of Birth:** March 2, 1992**Hometown:** Dunnellon, FL**HS:** Dunnellon**College:** Florida State**NFL Experience:** 3rd Year**Acquired:** W-Bal-16**Draft Pick:** D3a-14 (79th overall) by Baltimore**VITALS****2013 COLLEGE ACCOLADES****CBSSports.com All-America First Team****SI.com All-America Honorable Mention****All-ACC First Team (Coaches)****All-ACC Second Team (Media)**

Originally a third-round draft pick of the Baltimore Ravens in 2014, Terrence Brooks was claimed off waivers by the Eagles on Sept. 4, 2016. Brooks appeared in 23 games in his first two seasons with the Ravens and totaled 26 tackles (22 solo) and three passes defended. Prior to entering the NFL, Brooks played four seasons for the Florida State Seminoles and totaled 127 tackles, 15 passes defended and five INTs in 48 games. As a senior in 2013, Brooks was a part of the No. 1 pass defense in the nation and helped the Seminoles win the BCS National Championship.

2016 HIGHLIGHTS

- Stripped the ball loose on the opening kickoff at Dal. (10/30), the first forced fumble of his career

2015 HIGHLIGHTS (WITH BALTIMORE)

- Played in 12 games and totaled seven tackles (six solo) and one pass defended
- Notched five tackles (all solo) vs. Cle. (10/11)
- Recorded his first two tackles of the season vs. Cin. (9/27)

2014 HIGHLIGHTS (WITH BALTIMORE)

- Finished his rookie campaign with 19 tackles (16 solo), two passes defended and a fumble recovery. Sustained a season-ending knee injury and was placed on Injured Reserve on 12/17
- Set a single-game career high with six tackles (five solo) vs. Atl. (10/19)
- Logged three tackles, a pass defended and a fumble recovery at Ind. (10/5)
- Saw his first career action on defense vs. Car. (9/28) and recorded two solo tackles

COLLEGE HIGHLIGHTS

- Appeared in 48 contests (27 starts) at Florida State and finished his four-year career with 127 tackles (89 solo), 15 passes defended, five INTs, three forced fumbles, one fumble recovery and a sack
- Made the transition from FS to SS as a senior in 2013 and helped lead the Seminoles to a BCS National Championship title. That season, the Florida State pass defense was ranked No. 1 in the nation after surrendering just 156.6 passing yards per game. Garnered first-team All-American honors from *CBSSports.com* after starting all 13 games and totaling 56 tackles and two INTs
- Started all 14 games at FS as a junior in 2012 and finished the season with 52 tackles (38 solo), two INTs and four passes defended. Also added a forced fumble and a fumble recovery

PERSONAL

- Played CB and WR at Dunnellon (FL) High School and earned All-County first-team honors on defense
- Majored in sports administration at Florida State
- Has a son named Carter

TRANSACTIONS

- | | |
|----------|----------------------------------|
| 2014 | Drafted by BAL in 3rd round |
| 12/17/14 | Placed on Injured Reserve (knee) |
| 9/3/16 | Waived by BAL |
| 9/4/16 | Acquired off waivers by PHI |



BROOKS' CAREER STATISTICS

Year	Team	GP/GS	TACKLES					PASS DEFENSE					FUMBLES			DEF SNAPS		ST
			Total	Solo	Asst	TFL	Sacks	Int	Yards	Lg	TD	KD	FF	FR	Yards	Played	Pct	
2014	Baltimore	11/0	19	16	3	NA	0.0	0	0	--	0	2	0	1	0	234	22%	0
2015	Baltimore	12/0	7	6	1	NA	0.0	0	0	--	0	1	0	0	65	6%	1	
2016	Philadelphia	5/0	0	0	0	NA	0.0	0	0	--	0	0	0	0	0	0%	1	
Totals		28/0	26	22	4	NA	0.0	0	0	--	0	3	1	1	0	---	---	2

2016 GAME-BY-GAME STATISTICS

Date	Opp	W/L	GP/GS	S	A	TT	Sac	Hur	Int	Yds	Lg	KD	FF	FR	Snaps	Pct
Sep 11	Cle	W	0/0	INACTIVE												
Sep 19	at Chi	W	1/0	0	0	0	0.0	0	0	0	--	0	0	0	0	0%
Sep 25	Pit	W	1/0	0	0	0	0.0	0	0	0	--	0	0	0	0	0%
Oct 9	at Det	L	0/0	INACTIVE												
Oct 16	at Was	L	1/0	0	0	0	0.0	0	0	0	--	0	0	0	0	0%
Oct 23	Min	W	0/0	INACTIVE												
Oct 30	at Dal	L	1/0	0	0	0	0.0	0	0	0	--	0	1	0	0	0%
Nov 6	at NYG	L	1/0	0	0	0	0.0	0	0	0	--	0	0	0	0	0%
Nov 13	Atl															
Nov 20	at Sea															
Nov 28	GB															
Dec 4	at Cin															
Dec 11	Was															
Dec 18	at Bal															
Dec 22	NYG															
Jan 1	Dal															
Totals			5/0	0	0	0	0.0	0	0	0	--	0	1	0	0	0%

CAREER HIGHS

Tackles	6	10/19/14 vs. Atl.
PDs	1	3x - 12/13/15 vs. Sea.

2014 GAME-BY-GAME STATISTICS W/ RAVENS

Date	Opp	W/L	GP/GS	S	A	TT	Sac	Hur	Int	Yds	Lg	KD	FF	FR	Snaps	Pct
Sep 7	Cin	L	1/0	0	0	0	0.0	0	0	0	--	0	0	0	0	0%
Sep 11	Pit	W	1/0	0	0	0	0.0	0	0	0	--	0	0	0	0	0%
Sep 21	at Cle	W	0/0	INACTIVE												
Sep 28	Car	W	1/0	2	0	2	0.0	0	0	0	--	0	0	0	32	49%
Oct 5	at Ind	L	1/0	3	0	3	0.0	0	0	0	--	1	0	1	44	54%
Oct 12	at TB	W	1/0	2	0	2	0.0	0	0	0	--	0	0	0	49	70%
Oct 19	Atl	W	1/0	5	1	6	0.0	0	0	0	--	0	0	0	44	67%
Oct 26	at Cin	L	1/0	3	1	4	0.0	0	0	0	--	0	0	0	33	48%
Nov 2	at Pit	L	0/0	INACTIVE												
Nov 9	Ten	W	1/0	0	1	1	0.0	0	0	0	--	1	0	0	19	35%
Nov 24	at NO	W	1/0	1	0	1	0.0	0	0	0	--	0	0	0	13	18%
Nov 30	SD	L	1/0	0	0	0	0.0	0	0	0	--	0	0	0	0	0%
Dec 7	at Mia	W	0/0	INACTIVE												
Dec 14	Jax	W	1/0	0	0	0	0.0	0	0	0	--	0	0	0	0	0%
PLACED ON INJURED RESERVE (KNEE) ON 12/17																
Totals			11/0	16	3	19	0.0	0	0	0	--	2	0	1	234	22%



VITALS

Height: 6-3
Weight: 235
Date Of Birth: October 29, 1991
Hometown: Venice, FL
HS: Venice
College: Florida
NFL Experience: 3rd Year
Acquired: RFA (2014)
Draft Pick: Undrafted

2015 EAGLES SPECIAL TEAMS TACKLES

1. **Trey Burton** 19
2. **Chris Maragos** 16
3. **Najee Goode** 12

FLORIDA SINGLE- GAME RANKINGS

RUSHING TDS

- 1t. **Trey Burton (vs. Kentucky, 9/25/10)**5
- Tim Tebow (at S. Carolina, 11/10/07).....5
- 3t. **Four players tied with**4

POINTS IN A GAME (NON KICKER)

1. **Trey Burton (vs. Kentucky, 9/25/10)**....36
2. **Tim Tebow (at S. Carolina, 11/10/07)**...30
- 3t. **Many others tied with**24

THREE-STEP DROP

Desired talent: Being in a church choir

Dinner guest: His grandfather, John McClintock, who passed away when he was in high school

Player he models his game after: James Casey

Best player he has lined up against: Jordan Hicks in practice

First jersey: Dan Marino, Miami Dolphins

What he'd be doing if not in football: Financial advisor

Funniest Eagle: Jordan Matthews

Favorite Philly restaurants: Mixto and Prime Stache

Favorite musicians: Lindsey Seals, Lecrae and Andy Mineo

Favorite book: *Crazy Love* by Francis Chan

"Trey brings you the rare combination of a special teams player: He brings you the speed, he has the agility, he plays with the aggressiveness and he has the athletic ability. That's what you want out of your special teams players."

**- Former Eagles LB and Pro Bowl Special Teamer
Ike Reese**

A versatile threat in the collegiate ranks, Trey Burton originally signed with the Eagles as a rookie free agent during the 2014 offseason. Burton has been a key member of the Eagles special teams units in his first two seasons, as he recorded a blocked punt and a blocked punt touchdown return in 2014, and led the team with 19 special teams tackles in 2015.

BIRDSEED

- Works out during the offseason with teammate Nelson Agholor and his brother, Clay Burton, at the Performance Compound in Tampa, FL
- Went on a mission trip to Africa in summer 2012 and lists future trips as an item on his bucket list
- Has a great appreciation for Philadelphia's history and enjoys exploring the city in his free time. "I was never exposed to anything like this when I was growing up," explains Burton
- Claims the biggest influences on his life were a trio of mentors: his late grandfather, John McClintock, and two of his high school coaches, John Peacock and Larry Shannon. Trey grew up without a father in his life and these three men helped fill that void. "They kept me going in the right direction," said Burton. "I didn't have a father growing up, so they were my father figures through high school. If I ever needed anything or need anything to this day, I can always go to them and ask for anything."
- Burton's athleticism runs in his bloodlines, as his grandfather, Lawrence Burton, was the seventh-overall selection in the 1975 NFL Draft and also sprinted for Team USA in the 1972 Summer Olympics in Munich. Lawrence split time with New Orleans and San Diego during a five-year NFL career, hauling in 44 catches for 804 yards and seven TDs. Additionally, he placed fourth for the United States in Munich in the 200-meter final
- Runs a summer football camp in his hometown of Venice, FL
- As the son of a single mother, Trey hopes to get involved in charities that focus on helping children who grow up without fathers

2016 HIGHLIGHTS

- Made his first-career NFL start at Was. (10/16)
- Hauled in his first-career TD off a 2-yard pass from QB Carson Wentz in the third quarter at Chi. (9/19). Also totaled career highs with five receptions for 49 yards in the Monday night win



BURTON'S CAREER STATISTICS

Year	Team	GP/GS	RECEIVING					OFF SNAPS		ST
			No	Yds	Avg	Lg	TD	No	Pct	
2014	Philadelphia	15/0	0	0	---	--	0	6	1%	7
2015	Philadelphia	16/0	3	54	18.0	43	0	63	5%	19
2016	Philadelphia	7/1	13	141	10.8	32	1	126	23%	3
Totals		38/1	16	195	12.2	43	1	---	---	29

ADDITIONAL CAREER STATISTICS

Blocked Punt: (1) - 2014 [at SF - 9/28 [Andy Lee]]

Touchdowns: (1) - 2014 [27-yd blocked punt ret. at NYG - 12/28]

Rushing: [5-10-4Lg] - 2014 [5-10-4Lg]

2015 HIGHLIGHTS

- Finished the season with a team-high 19 special teams tackles, which is tied for the highest total by an Eagle in the regular season since 2009
- Notched two special teams tackles at NE (12/6) and was part of a unit that scored touchdowns on a blocked punt and an 83-yard return
- Notched the first two receptions of his career at Det. (11/26), including a 43-yarder in the first quarter that set up a 2-yard TD catch by TE Brent Celek
- Recorded a team-high two special teams tackles at Dal. (11/8), at Car. (10/25) and at Was. (10/4)
- Tied for the team lead with two special teams tackles at Det. (11/26), vs. NO (10/11) and at Atl. (9/14)

2014 HIGHLIGHTS

- Earned a spot on the PFWA All-Rookie team as a special teamer
- Had seven tackles on special teams on the season, including a game-high three vs. Was. (9/21)
- Returned a blocked punt 27 yards for the first touchdown of his career at NYG (12/28). Steve Weatherford's punt was blocked by James Casey
- Filled in at running back for an injured Darren Sproles vs. NYG (10/12) and rushed five times for 10 yards
- Blocked an Andy Lee punt in the end zone at SF (9/28) that was recovered for a touchdown by teammate Brad Smith. It was the first blocked punt for a TD by the Eagles since 1992

PERSONAL

- He and his wife, Yesenia, have a daughter, Ariella, and a son, Jaxon
- Son of Cindy Burton and has two brothers, Clay Burton and Jake MacFarland. Clay also played collegiately at Florida and went to training camp with the Buffalo Bills in 2015
- Passed for 1,876 yards with 18 TDs and only one INT while adding 821 yards and 22 TDs on the ground for Venice (FL) High School in 2009. Earned FSWA 5A All-State First-Team honors
- Named to the 2008 FSWA 5A All-State first team and named Team MVP and All-Area first team as a junior. Completed 80 of 133 passes for 1,399 and 12 TDs along with 919 yards and 24 TDs on the ground
- Also played basketball and ran track in high school
- Began playing football at 5 years old for the Venice Vikings
- Graduated from Florida with a degree in family, youth and community science

2016 GAME-BY-GAME STATISTICS

Date	Opp	W/L	GP/GS	RECEIVING					SNAPS	
				No	Yds	Avg	Lg	TD	No	Pct
Sep 11	Cle	W	0/0	INACTIVE						
Sep 19	at Chi	W	1/0	5	49	9.8	14	1	31	43%
Sep 25	Pit	W	1/0	2	19	9.5	16	0	33	51%
Oct 9	at Det	L	1/0	1	5	5.0	5	0	11	18%
Oct 16	at Was	L	1/1	1	7	7.0	7	0	9	17%
Oct 23	Min	W	1/0	0	0	0.0	0	0	13	22%
Oct 30	at Dal	L	1/0	1	6	6.0	6	0	12	15%
Nov 6	at NYG	L	1/0	3	55	18.3	32	0	17	23%
Nov 13	Atl									
Nov 20	at Sea									
Nov 28	GB									
Dec 4	at Cin									
Dec 11	Was									
Dec 18	at Bal									
Dec 22	NYG									
Jan 1	Dal									
Totals			7/1	13	141	10.8	32	1	126	23%

CAREER HIGHS

Receptions	5	9/19/16 at Chi.
Yards	55	11/6/16 at NYG
Long	43	11/26/15 at Det.
TDs	1	9/19/16 at Chi.

COLLEGE HIGHLIGHTS

- Appeared in 50 games (29 starts) during his collegiate tenure, finishing his career with 720 rushing yards and 16 touchdowns on 141 carries and 107 catches for 976 yards and four touchdowns
- As a senior captain in 2013, tallied 38 receptions for 445 yards and a touchdown as a full-time wide receiver
- Appeared in 12 games (four starts) as a junior, registering 190 yards and two TDs on 29 carries and 18 catches for 172 yards and a TD
- Joined Chris Rainey as the only Gators to score both a rushing and receiving TD in the same game as a sophomore in 2010. Finished the season with 19 catches for 149 yards and one TD, while adding 125 yards and three touchdowns on 37 carries
- Named to the 2010 SEC All-Freshman Team and was named SEC Freshman Player of the Week twice during the 2010 season. Also earned a place on the 2010 SEC Academic Honor Roll
- Saw action at quarterback, fullback, tight end, wide receiver and on kick coverage while starting 11 games as a freshman in 2010. Recorded a team-high 11 rushing touchdowns on 75 carries and also led the Gators with 12 total touchdowns
- Ranked third among Florida freshmen in school history with 12 total TDs and second with 11 rushing TDs, trailing only Emmitt Smith
- Scored six touchdowns (five rushing, one receiving) in a single game against Kentucky (9/25/10), despite only touching the ball 10 times. Was only the fourth player in SEC history to score 36 or more points in a single game

TRANSACTIONS

2014 Signed by PHI as a rookie free agent

Height: 6-1**Weight:** 205**Date Of Birth:** January 18, 1987**Hometown:** Green Cove Springs, FL**HS:** Clay (Green Cove Springs, FL)**College:** Maryland**NFL Experience:** 7th Year**Acquired:** FA (Mia) 2014**Draft Pick:** D5a-10 (145th overall) by Miami**VITALS****2016 EAGLES
DEFENSIVE LEADERS****PASSES DEFENSED**

1. Nolan Carroll 10
- 2t. Malcolm Jenkins 8
- Leodis McKelvin 8

THREE-STEP DROP**Best player he's ever lined up against:** WR Randy Moss**Collects:** Football cards**Nicknames:** "Nole" and "Bigs"**If he could play another sport, what team/position:** Right forward, Real Madrid**Three items desired on deserted island:** 10 gallons of water, nice tent, food**Favorite musician:** Kevin Gates**Favorite personal sports moment:** Breaking the high school record in the 4x100 relay and making it to the state tournament**Favorite teams growing up:** Miami Dolphins and Jacksonville Jaguars**Favorite meal:** Barbeque chicken**Favorite TV show:** Dexter**Favorite movie:** Big Trouble in Little China

A long and athletic corner, Nolan Carroll re-signed with the Eagles on a one-year deal during the 2016 offseason. Carroll registered career highs in tackles (54) and passes defended (15) in 2015, but was placed on Injured Reserve on 11/27/15 after suffering a broken right ankle on Thanksgiving Day at Det. (11/26/15). A former fifth-round draft choice of Miami in 2010, Carroll emerged as a starter for the Dolphins in 2012 and set career highs in interceptions (three) and sacks (two) in 2013. A native of Green Cove Springs, FL, Carroll was a four-year letterman and team captain at Maryland.

BIRDSEED

- Claims the biggest influence on his career is his high school coach Ron Riddle. Said Carroll: "He had me in gym class and pretty much convinced my mom to let me play football. I wasn't allowed to play until my sophomore year of high school. I owe so much to Coach Riddle"
- Was originally recruited to Maryland as a receiver. Said Carroll: "I liked receiver, but I've always considered myself a defensive guy. I've always had that mindset. I basically begged to play corner"
- One of Carroll's favorite hobbies is restoring old cars. His most prized possession is a 1972 Cutlass. "I bought it my rookie year and have been working on it ever since," said Carroll. "It's almost where I want it to be"

2016 HIGHLIGHTS

- Notched his first interception of the season at NYG (11/6) when he wrestled a pass away from Giants WR Odell Beckham Jr. in the fourth quarter. Added four tackles and a pass breakup
- Logged three tackles and two passes defended at Dal. (10/30)
- Compiled a season-high seven tackles (six solo) and led the defense with two passes defended vs. Min. (10/23). Helped limit the Vikings to just 189 net passing yards
- Recorded four tackles (three solo) at Was. (10/16)
- Tied for the team lead with three passes defended in a 34-3 win vs. Pit. (9/25)
- After his 2015 campaign was cut short due to a season-ending ankle injury, returned to the field and started at CB in the 2016 season opener vs. Cle. (9/11). Tallied two solo tackles and a team-high two passes defended in the victory

PERSONAL

- Has a son, Nolan III
- Son of Nolan and Jennifer Carroll. Has a younger brother, Necho, and a younger sister, Nyckie
- Has a pet bulldog named Prime
- During the offseason, works out in Florida with other NFL stars, including Jets WR Brandon Marshall, Vikings QB Teddy Bridgewater, Bills TE Charles Clay, Bears WR Alshon Jeffrey and Buccaneers WR Mike Evans
- Attended Clay High School in Green Cove Springs, FL, where he was a three-year starter at wide receiver and helped his team to district titles in each of his last two seasons



CARROLL'S CAREER STATISTICS

Year	Team	GP/GS	TACKLES					PASS DEFENSE					FUMBLES			DEF SNAPS		ST
			Total	Solo	Asst	TFL	Sacks	Int	Yards	Lg	TD	KD	FF	FR	Yards	Played	Pct	
2010	Miami	13/1	1	1	0	0.0	0.0	1	1	1	0	2	0	0	0	NA	NA	3
2011	Miami	15/3	26	23	3	0.0	0.0	1	0	0	0	4	0	0	0	NA	NA	6
2012	Miami	14/10	47	41	6	2.0	1.0	0	0	--	0	5	1	0	0	641	57%	4
2013	Miami	16/12	46	43	3	2.0	2.0	3	24	24	0	11	0	0	0	794	69%	1
2014	Philadelphia	16/1	26	24	2	0.0	0.0	0	0	--	0	5	0	0	0	369	32%	11
2015	Philadelphia	11/11	54	39	15	1.0	0.0	2	18	17t	1	15	0	0	0	757	62%	2
2016	Philadelphia	8/8	29	23	6	1.0	0.0	1	0	0	0	10	0	0	0	498	96%	0
Totals		93/46	229	194	35	6.0	3.0	8	43	24	1	52	1	0	0	---	---	27

ADDITIONAL CAREER STATISTICS

Kickoff Returns: (29-700) - 2014 (2-45, long of 24); 2010 (27-655, long of 46)

Special Teams Fumble Recoveries: (1) - 2014 (1)

2016 GAME-BY-GAME STATISTICS

Date	Opp	W/L	GP/GS	S	A	TT	Sac	Hur	Int	Yds	Lg	KD	FF	FR	Snaps	Pct
Sep 11	Cle	W	1/1	2	0	2	0.0	0	0	0	--	2	0	0	51	98%
Sep 19	at Chi	W	1/1	2	1	3	0.0	0	0	0	--	0	0	0	51	98%
Sep 25	Pit	W	1/1	2	1	3	0.0	0	0	0	--	3	0	0	60	100%
Oct 9	at Det	L	1/1	3	0	3	0.0	0	0	0	--	0	0	0	61	100%
Oct 16	at Was	L	1/1	3	1	4	0.0	0	0	0	--	0	0	0	68	92%
Oct 23	Min	W	1/1	6	1	7	0.0	0	0	0	--	2	0	0	75	99%
Oct 30	at Dal	L	1/1	2	1	3	0.0	0	0	0	--	2	0	0	78	100%
Nov 6	at NYG	L	1/1	3	1	4	0.0	0	1	0	0	1	0	0	54	84%
Nov 13	Atl															
Nov 20	at Sea															
Nov 28	GB															
Dec 4	at Cin															
Dec 11	Was															
Dec 18	at Bal															
Dec 22	NYG															
Jan 1	Dal															
Totals			8/8	23	6	29	0.0	0	1	0	0	10	0	0	498	96%

PERSONAL - Cont.

- Prior to entering the NFL, last scored a touchdown as a receiver at Clay High School
- Also lettered in soccer and track
- Graduated from Maryland with a bachelor's degree in family science
- Twitter: @CarrollCity; Instagram: @carrollcity

2015 HIGHLIGHTS

- Led the team in pass breakups (15) and ranked second in interceptions (two) before being placed on Injured Reserve (ankle) following Week 12. Despite the shortened season, set single-season career highs in tackles (54) and passes defended
- Tallied three pass breakups for the second-straight game vs. Mia. (11/15)
- Notched seven tackles and three passes defended at Dal. (11/8)
- Recorded an interception in his second-straight contest, ripping the ball away from Panthers WR Ted Ginn Jr. in midair at Car. (10/25). Also added eight tackles, including a TFL

CAREER HIGHS

Tackles	10	11/4/12 at Ind.
Sacks	1.0	3x - 12/22/13 at Buf.
INTs	1	8x - 11/6/16 at NYG
KDs	4	11/24/13 vs. Car.
FFs	1	10/28/12 at NYJ

TOUCHDOWNS (5)

Touchdown	Date	Opponent
17-yd Int. ret.	10/19/15	vs. NYG (QB Eli Manning)



- Picked off Giants QB Eli Manning and returned the interception 17 yards for a touchdown in the first quarter vs. NYG (10/19). The touchdown was the Eagles first pick-six since CB Bradley Fletcher accomplished the feat on 11/10/14 vs. Car. and was Carroll's first TD since he was a WR in high school
- Broke up two passes and added five tackles in a win at NYJ (9/27)

2014 HIGHLIGHTS

- Ranked third on the team with a career-high 11 special teams tackles
- Made his first start as an Eagle at NYG (12/28)
- In Week 16 at Was. (12/20), notched his first career fumble recovery when S Malcolm Jenkins stripped Washington WR Andre Roberts on the opening kickoff of the second half
- Matched his season high with four tackles (all solo) vs. Dal (12/14)
- Posted a team-high three special teams tackles vs. Ten. (11/23)
- Recorded a season-high four tackles (all solo) at Ari. (10/26)



Height: 6-4
Weight: 255

Date Of Birth: January 25, 1985

Hometown: Cincinnati, OH

HS: LaSalle (Cincinnati, OH)

College: Cincinnati

NFL Experience: 10th Year

Draft Pick: D5b-07 (162nd overall)
by Philadelphia

VITALS

LONGEST CURRENT TENURED ATHLETES IN PHILADELPHIA

Jon Dorenbos (Eagles) Dec 2006

Brent Celek (Eagles) Sept 2007

Claude Giroux (Flyers) Feb 2008

Jason Peters (Eagles) Sept 2009

EAGLES ALL-TIME LEADERS IN RECEPTIONS

1. Harold Carmichael	589
2. Pete Retzlaff	452
3. Brian Westbrook	426
4. Brent Celek	376
5. Pete Pihos	373
6. Keith Byars	371
7. Mike Quick	363
8. DeSean Jackson	356

THREE-STEP DROP

Favorite businessperson: Elon Musk

Bucket list: Driving in a NASCAR race

First jerseys: Charles Woodson, Michigan and Jerome Bettis, Steelers

If he could play another sport, what team/position: Center, Cleveland Cavaliers

First job: A janitor in his uncle's motorcycle shop

Favorite musician: Guordan Banks

Favorite TV show: Nature documentaries narrated by David Attenborough

"I love players that sacrifice their personal statistics for the team and Celek leads the Eagles in that category."

- ESPN analyst Jon Gruden

One of the toughest and most reliable players in team history, Brent Celek does it all from the tight end position. He is a big target in the passing game, a relentless blocker and an unquestioned leader on the squad. Despite not being invited to the NFL Scouting Combine, Celek went on to become a 5th round pick in 2007 and developed into one of the most productive Eagle tight ends ever. He has also ingrained himself within the Philadelphia community with his philanthropic work and business acumen. After inking a new deal in 2016, Celek is signed through 2018.

CAREER HIGHLIGHTS

- Produced one of the most prolific seasons by an Eagles tight end in 2009, setting career highs in receptions (76), yards (971) and TDs (eight). These numbers were the second-highest single-season totals in team history in all three categories among tight ends. In addition, his yards and touchdown totals ranked fourth among all NFL tight ends
- Set a franchise playoff record with 10 catches, (83 yards and two TDs) in the NFC Championship game on 1/18/09 at Ari. His two TD receptions tied a team postseason record (Chad Lewis, Fred Barnett, Harold Carmichael)
- With 157 receiving yards vs. the Ravens on 9/16/12, Celek recorded the second-highest yardage output by a tight end in franchise history behind Pete Retzlaff's 204 yards vs. Was. on 11/14/65

BIRDSEED

- Founded in 2010, Celek's Take Flight Foundation has a primary goal of providing seriously ill and physically challenged children throughout Greater Philadelphia with daily support and life-changing experiences. For more information, log on to brentcelek.org



- Aimed to help fund the preservation of select National parks by donating 25% of profits, Celek's REVISIT partners with local designers and artisans to offer a fine line of goods, accessories and jewelry at revisitproducts.com

REVISIT

- Located on the cobblestone block of Front and Chestnut in Philadelphia, Celek's restaurant, Prime Stache, offers an extensive American bistro style menu and carefully selected craft beer and cocktails. primestache.com



- In 2014, Celek became the first NFL player to ever be named to *Philadelphia Business Journal's* "40 under 40" for his success in his multiple business ventures



CELEK'S CAREER STATISTICS

Year	Team	GP/GS	RECEIVING					OFF SNAPS		
			No	Yds	Avg	Lg	TD	No	Pct	
2007	Philadelphia	16/4	16	178	11.1	29	1	NA	NA	
2008	Philadelphia	16/7	27	318	11.8	44	1	NA	NA	
2009	Philadelphia	16/15	76	971	12.8	47t	8	NA	NA	
2010	Philadelphia	16/15	42	511	12.2	65t	4	NA	NA	
2011	Philadelphia	16/16	62	811	13.1	73	5	NA	NA	
2012	Philadelphia	15/14	57	684	12.0	34	1	862	76%	
2013	Philadelphia	16/15	32	502	15.7	42	6	845	77%	
2014	Philadelphia	16/15	32	340	10.6	37	1	815	69%	
2015	Philadelphia	16/13	27	398	14.7	60	3	603	52%	
2016	Philadelphia	8/4	5	79	15.8	24	0	244	45%	
Totals		151/118	376	4792	12.7	73	30	---	---	

PLAYOFFS

2008	Philadelphia	3/3	19	151	7.9	31t	3	NA	NA
2009	Philadelphia	1/1	3	59	19.7	26	0	NA	NA
2010	Philadelphia	1/1	2	25	12.5	16	0	NA	NA
2013	Philadelphia	1/1	2	16	8.0	24	0	41	71%

100-YARD RECEIVING GAMES (8)

Yds	Date	Opponent	Rec.	TDs
157	9/16/12	vs. Baltimore (W)	8	0
156	12/18/11	vs. N.Y. Jets (W)	5	1
134	11/15/15	vs. Miami (L)	4	0
131	11/2/08	at Seattle (W)	6	0
121	12/27/09	vs. Denver (W)	4	1
116	11/10/14	vs. Carolina (W)	5	0
104	9/27/09	vs. Kansas City (W)	8	1
104	9/20/09	vs. New Orleans (L)	8	0

BIRDSEED - Cont.

- Admits getting snubbed for the combine in 2007 was a huge motivating factor for him. Said Celek: "It ticked me off, to be honest. I thought I would be drafted higher, but it just lit a fire under me that I will always carry."
- A friend of die-hard Eagles fan and CSNBC's Mad Money host Jim Cramer, the two met for the first time for dinner in 2009 and have regularly talked about football and finance ever since
- Acquired his desire to invest and research business ventures during his college classes at Cincinnati. "I would often get bored in class and sometimes just log onto the internet during class to research companies." ... Not much has changed today as Celek uses Flip Board to keep up with all the latest news and trends in business, style, entrepreneurship, architecture and design
- Brent's No. 1 fan is his grandfather, Ed, and vice versa. "We've been very close from when he was little on up," Ed said. Brent gave his grandfather the ball from his first touchdown catch in 2007. In fact, Prime Stache, contains a photo of Ed with a mustache on the menu

2016 GAME-BY-GAME STATISTICS

Date	Opp	W/L	GP/GS	RECEIVING					SNAPS	
				No	Yds	Avg	Lg	TD	No	Pct
Sep 11	Cle	W	1/0	1	11	11.0	11	0	38	49%
Sep 19	at Chi	W	1/1	0	0	0.0	0	0	53	74%
Sep 25	Pit	W	1/1	3	61	20.3	24	0	45	69%
Oct 9	at Det	L	1/0	0	0	0.0	0	0	23	38%
Oct 16	at Was	L	1/1	0	0	0.0	0	0	13	25%
Oct 23	Min	W	1/1	1	7	7.0	7	0	28	48%
Oct 30	at Dal	L	1/0	0	0	0.0	0	0	23	29%
Nov 6	at NYG	L	1/0	0	0	0.0	0	0	21	28%
Nov 13	Atl									
Nov 20	at Sea									
Nov 28	GB									
Dec 4	at Cin									
Dec 11	Was									
Dec 18	at Bal									
Dec 22	NYG									
Jan 1	Dal									
Totals			8/4	5	79	15.8	24	0	244	45%

CAREER HIGHS

Receptions	10	(12/28/10 vs. Min.)
	10	(1/18/09 at Ari., NFC-C)
Yards	157	(9/16/12 vs. Bal.)
Long	73	(12/18/11 vs. NYJ)
TDs	2	(1/18/09 at Ari., NFC-C)
	1	(30x - 11/26/15 at Det)

PERSONAL

- He and his wife, Celeste, reside in Philadelphia
- His parents, Steve and Debbie, own three hair salons and spas in Cincinnati named Paragon Salon
- Has two younger brothers, Garrett, who is a tight end for the San Francisco 49ers, and Tyler. Also has two younger sisters, Stephanie and Mackenzie.
- Brent and Garrett are one of eight brother combinations to both play in the NFL joining Keith and Kerry Cash, Daniel and Darren Felts, Billy and David Griggs, Rob and Dan Gronkowski, Darryl and Gary Lewis, Ed and Irv Smith, and John and Mike Tice
- Grew up a fan of the Cincinnati Bengals as his family owned 10 season tickets. His favorite Bengal of all time is Boomer Esiason. Also enjoyed watching Notre Dame football
- Tries to model his game after one of the all-time great running backs. "I grew up watching Jerome Bettis and loved the way he played. He was a beast, the first guy never took him down. When I have the ball in my hands, I try to be like him. That's my mindset."
- Began playing football in the 2nd grade as a fullback for Our Lady of Visitation in Cincinnati
- Hobbies include reading murder mysteries and books regarding the stock market, as well as playing tennis and basketball
- Twitter: @BrentCelek; Instagram: @brentcelek
- A two-time all-district and all-league selection at LaSalle HS. Also lettered in track and field (shotput and discus)



Height: 6-4
Weight: 310

VITALS

Date Of Birth: December 13, 1990
Hometown: Yazoo City, MS
HS: Yazoo City
College: Mississippi State
NFL Experience: 5th Year
Draft Pick: D1-12 (12th overall)
by Philadelphia

MOST SACKS INTERIOR DL

EAGLES HISTORY

Andy Harmon	39.5
Ken Clarke	32.5
Corey Simon	32.0
Jerome Brown	29.5
Darwin Walker	27.5
Fletcher Cox	26.0

2016 NFL SACK LEADERS

DEFENSIVE TACKLES

Leonard Williams, NYJ	6.0
Aaron Donald, LA	5.0
Ndamukong Suh, Mia	4.5
Fletcher Cox, Phi	4.0
Star Lotulelei, Car	4.0
Gerald McCoy, TB	4.0

THREE-STEP DROP

If he could play another sport, what position/team:

First baseman for the NY Yankees

Three favorite throwback jerseys: Michael Jordan, Bulls;

Ronnie Lott, 49ers; Ken Griffey, Jr., Reds

Best player ever lined up against: Tyron Smith

First jersey owned: LaDanian Tomlinson, Chargers

Favorite athlete growing up: Jeremiah Trotter

Nickname: Bug Eye

Favorite meal: Mom's baked beans, mac and cheese,
grilled chicken and pork chops

Pro Bowls: 2016

"He's a difficult match up one-on-one; he plays the run well and he plays the pass well. You know, there's a reason we gave him all that money and it's not because he fits a certain scheme or anything else. He's just a really good player."

- Eagles D-coordinator Jim Schwartz

A powerful and disruptive force, Fletcher Cox has established himself as one of the league's best defensive players after the Eagles traded up three spots in the 2012 draft to take him with the 12th overall selection. Cox was named to his first Pro Bowl in 2015 after being named 2nd team All-Pro in 2014. He inked a lucrative, six-year contract extension on June 16, 2016 that will keep him in Philadelphia through 2022.

CAREER HIGHLIGHTS

- Earned his first Pro Bowl berth in 2015 after posting career highs in sacks (9.5) and tackles (104)
- Named second-team All-Pro by The Associated Press in 2014 and 2015
- Voted by his teammates as the team's Ed Block Courage award winner in 2015
- Was named to PFWA's all-rookie team in 2012
- His 5.5 sacks in 2012 tied for team lead and tied for fifth among rookies and all NFL defensive tackles

BIRDSEED

- Claims the biggest influence on his life and career is his late older brother, Shaddrick, who passed away during the 2015 offseason. Said Cox, "He was my father figure. I always looked up to him, especially for decision making. He always taught me about doing the right things and being successful in life. I try to emulate him every day. He taught me my love for cars"
- Also credits his high school guidance counselor, Christie Cater, and his late high school position coach, Kyle Wallace, for his success. "Coach Wallace picked me up every day for summer workouts. He pushed me to my limits"
- Grew up in a small town of Yazoo, MS, which has a population of less than 30,000 people. "It was a big adjustment for me," said Cox, whose graduating class was just 100 people. "When I first got here, I would walk around the city or anywhere and was just amazed at how fast things moved. I ended up loving it. I do like the quiet I get back home"
- Owns two pitbulls named Debow and Nina

2016 HIGHLIGHTS

- Recorded a sack of Matthew Stafford at Det. (10/9)
- Named NFC Defensive Player of the Month in September by registering three sacks in three games as well as a forced fumble
- Sacked Ben Roethlisberger twice and forced him to fumble once (recovered by Brandon Graham) as part of an eight-tackle effort vs. Pit. (9/25)
- Had a sack on opening day for 4th time in his 5 NFL seasons with a sack of Robert Griffin vs. Cle. (9/11)



COX'S CAREER STATISTICS

Year	Team	GP/GS	TACKLES					PASS DEFENSE					FUMBLES			DEF SNAPS	
			Total	Solo	Asst	TFL	Sacks	Int	Yards	Lg	TD	KD	FF	FR	Yards	Played	Pct
2012	Philadelphia	15/9	65	46	19	7.0	5.5	0	0	--	0	2	0	0	0	509	49%
2013	Philadelphia	16/16	66	44	22	1.0	3.0	0	0	--	0	3	0	1	3	882	73%
2014	Philadelphia	16/16	70	59	11	7.0	4.0	0	0	--	0	0	1	3	21	921	80%
2015	Philadelphia	16/16	104	80	24	16.5	9.5	0	0	--	0	0	3	2	0	983	81%
2016	Philadelphia	8/8	31	22	9	6.0	4.0	0	0	--	0	1	1	0	0	397	77%
Totals		71/65	336	251	85	37.5	26.0	0	0	--	0	6	5	6	24	---	---

PLAYOFFS

2013	Philadelphia	1/1	3	3	0	0.0	0.0	0	0	--	0	0	0	0	0	61	85%
Totals		1/1	3	3	0	0.0	0.0	0	0	--	0	0	0	0	0	---	---

CAREER HIGHS

Tackles	13	12/7/14 vs. Sea
Sacks	3	10/11/15 vs. NO
Forced Fumbles	2	10/11/15 vs. NO

TOUCHDOWNS

17-yard fumble return vs. Jax (9/7/14)

MULTI-SACK GAMES (4)

Sacks	Date	Opp
3.0	10/11/15	vs. New Orleans (W)
2.0	9/25/16	vs. Pittsburgh (W)
2.0	12/26/15	vs. Washington (L)
1.5	12/13/12	vs. Cincinnati (L)



PERSONAL

- Son of Melissa Cox, who works at a Nissan dealership. His older brother, Shaddrick, passed away during the 2015 offseason. Has two sisters, Fantasia and Nakeia
- Played at Yazoo City HS (MS) and recorded 104 total tackles, including 10 sacks, as a senior. Also had one interception and a fumble recovery
- As a junior, notched 103 total tackles, including 11 sacks, and recorded two INTs, one of which he returned for a touchdown
- Also played basketball and participated in track in the second leg of the 4x100 team
- Began playing football at Woolfolk Middle School as a defensive end and guard
- Twitter: @fcoxx_91; Instagram: @fcoxx_91

2016 GAME-BY-GAME STATISTICS

Date	Opp	W/L	GP/GS	S	A	TT	Sac	Hur	KD	FF	FR	Snaps	Pct
Sep 11	Cle	W	1/1	4	0	4	1.0	2	0	0	0	38	73%
Sep 19	at Chi	W	1/1	2	0	2	0.0	1	0	0	0	42	81%
Sep 25	Pit	W	1/1	6	2	8	2.0	3	0	1	0	41	68%
Oct 9	at Det	L	1/1	2	0	2	1.0	1	0	0	0	53	87%
Oct 16	at Was	L	1/1	0	0	0	0.0	3	0	0	0	55	74%
Oct 23	Min	W	1/1	2	3	5	0.0	2	0	0	0	54	71%
Oct 30	at Dal	L	1/1	3	2	5	0.0	2	0	0	0	64	82%
Nov 6	at NYG	L	1/1	3	2	5	0.0	0	1	0	0	50	78%
Nov 13	Atl												
Nov 20	at Sea												
Nov 28	GB												
Dec 4	at Cin												
Dec 11	Was												
Dec 18	at Bal												
Dec 22	NYG												
Jan 1	Dal												
Totals			8/8	22	9	31	4.0	14	1	1	0	397	77%

THE MECHANIC



One of Fletcher's passions off the field is fixing up old cars. In fact, he believes he'd most likely work as a mechanic if he wasn't playing football. "I didn't have a much a choice. It runs in the family," said Cox, who now has his own drag racing team using a 1991 Ford Mustang drag radial which is driven by Shawn Ayers. The team competes in professional events around the country.

NFL PLAYER OF THE WEEK/MONTH HONORS

NFC Defensive Player of the Week	10/11/15 vs. New Orleans
NFC Defensive Player of the Month	September 2016



Height: 6-3
Weight: 279
Date Of Birth: June 30, 1988
Hometown: Neptune, NJ
HS: Neptune
College: Marshall
NFL Experience: 5th Year
Draft Pick: D2b-12 (59th overall)
 by Philadelphia

VITALS



PLAYERS WITH 9-PLUS SACKS & 4-PLUS FORCED FUMBLES IN 2014

Player (Team)	Sacks	FF
Justin Houston (KC)	22.0	4
J.J. Watt (HOU)	20.5	4
Ryan Kerrigan (WAS)	13.5	5
Paul Kruger (CLE)	11.0	4
Robert Quinn (STL)	10.5	5
Vinny Curry (PHI)	9.0	4

THREE-STEP DROP

Collects: Jordans (over 600 pairs)
Biggest pet peeve: Clutter
If he could play another sport, what team/position: PG, New York Knicks
Three favorite throwback jerseys: Jerome Brown, Eagles; Allen Iverson, Sixers; Michael Jordan, Bulls
Favorite Halloween costume: The Ultimate Warrior
Hobbies: Fashion, bowling, watching movies
Person he'd like to have dinner with: His mom
First jobs: Stocking milk in a grocery store at 16 and washing dishes at a nursing home at 17
Favorite movie: Friday
Favorite TV show: Martin
Favorite quote: "To be the man, you gotta beat the man!" - Ric Flair
Favorite meal: Crab

A lifelong fan of the Philadelphia Eagles, Vinny Curry has emerged as a valuable pass-rushing threat in the Eagles defensive line rotation, signing a five-year contract in 2016 that will keep him in Philadelphia through 2020. In 2014, Curry provided quality production off the bench as he set career highs in sacks (nine) and forced fumbles (four). Selected in the second round in 2012, Curry was named the 2011 Conference USA Defensive Player of the Year as a senior after posting 11 sacks, seven forced fumbles and 22 tackles for a loss.

BIRDSEED

- Wears No. 75 in remembrance of the 75 lives that were lost in the 1970 Marshall plane crash. "I want to show appreciation for what Marshall meant to me and the great tradition I was part of."
- Grieving the loss of a loved one is a distressing time for anyone and following up a tragic loss with an appearance in an emotionally-charged football game can be overwhelming. As challenging as it was, Vinny Curry did just that. On October 14, 2011, Curry attended his mother's funeral. On October 15, the very next day, he joined his Marshall teammates and defeated conference rival Rice at home, 24-20. Curry had arguably the greatest game of his career as he posted nine tackles, 3.5 sacks and a forced fumble. His performance earned him the FWAA/Bronko Nagurski National Defensive Player of the Week award
- Has only been left starstruck once in his life. At WrestleMania 32, Curry had the rare opportunity to meet his childhood wrestling idol, Ric Flair



2016 HIGHLIGHTS

- Brought down Lions QB Matthew Stafford at Det. (10/9) to notch his first sack of the season

PERSONAL

- Grew up as a huge fan of the Eagles. "It all started with Ricky Watters. I originally wanted to play running back and he was my favorite player. After that, I just loved rooting for them, I have pictures and jerseys all over my house. It was such a special moment for me to get drafted by the team I've rooted for all my life."
- A standout performer at Neptune (NJ) High School who garnered first-team All-State, All-Shore, All-County and All-Conference honors. Was named team MVP and team captain at Neptune
- His pregame ritual consists of watching YouTube clips of great players. "I used to watch Warren Sapp, Jevon Kearse, Hugh Douglas; all those guys."
- Began playing football as a running back when he was 8, but quickly switched to the defensive side of the ball. Says his favorite part about playing the game is the excitement of making a big play in front of the crowd
- In 2013, he and three of his teammates conducted a sports equipment drive to benefit the Neptune Township Recreation sports leagues



CURRY'S CAREER STATISTICS

Year	Team	GP/GS	TACKLES					PASS DEFENSE					FUMBLES			DEF SNAPS		
			Total	Solo	Asst	TFL	Sacks	Int	Yards	Lg	TD	KD	FF	FR	Yards	Played	Pct	
2012	Philadelphia	6/0	9	7	2	1.0	0.0	0	0	--	0	0	0	0	0	0	88	8%
2013	Philadelphia	14/0	21	17	4	1.0	4.0	0	0	--	0	5	0	0	0	317	26%	
2014	Philadelphia	16/0	16	12	4	2.0	9.0	0	0	--	0	0	4	1	0	371	32%	
2015	Philadelphia	16/0	26	16	10	4.5	3.5	0	0	--	0	0	0	0	0	427	35%	
2016	Philadelphia	8/0	11	7	4	2.0	1.0	0	0	--	0	0	0	0	0	224	43%	
Totals		60/0	83	59	24	10.5	17.5	0	0	--	0	5	4	1	0	---	---	

PLAYOFFS

2013	Philadelphia	1/0	3	1	2	0.0	0.0	0	0	--	0	0	0	0	0	14	19%
Totals		1/0	3	1	2	0.0	0.0	0	0	--	0	0	0	0	0	---	---

CAREER HIGHS

Tackles	5	(11/26/12 vs. Car.)
Sacks	2.0	(2x - 11/26/15 at Det.)

PERSONAL - Cont.

- In college, Curry spent much of his time visiting cancer patients at hospitals, particularly kids at children's hospitals. In 2013, he took part in a walk on Marshall's campus that raised awareness for Autism
- Would like to trade places with Diddy for a day and thinks that 50 Cent would be the ideal candidate to play him in a movie
- His Twitter handle is @MrGetFlee99, based off of his nickname "FLEE" which stands for "Fly Like Each and Every Day"
- Has several tattoos and regards the body art as a "timeline" of his life
- Son of Vincent Curry and Linda Jackson. His mother passed away during his senior year in college after a battle with liver cancer. His Aunt Ginja has been his guardian ever since. "She has been so supportive of me through all the tough times, and has always been there for me," said Curry of his aunt
- Has five siblings - Shawanda Johnson, Thomas Jackson, Amanda Johnson, Jillisa Curry and Renea Unverzagt
- Graduated with a degree in general studies

2016 GAME-BY-GAME STATISTICS

Date	Opp	W/L	GP/GS	S	A	TT	Sac	Hur	KD	FF	FR	Snaps	Pct
Sep 11	Cle	W	1/0	0	0	0	0.0	1	0	0	0	24	46%
Sep 19	at Chi	W	1/0	2	0	2	0.0	0	0	0	0	24	46%
Sep 25	Pit	W	1/0	0	0	0	0.0	2	0	0	0	26	43%
Oct 9	at Det	L	1/0	2	2	4	1.0	2	0	0	0	16	26%
Oct 16	at Was	L	1/0	1	1	2	0.0	1	0	0	0	31	42%
Oct 23	Min	W	1/0	0	0	0	0.0	1	0	0	0	41	54%
Oct 30	at Dal	L	1/0	0	0	0	0.0	0	0	0	0	32	41%
Nov 6	at NYG	L	1/0	2	1	3	0.0	0	0	0	0	30	47%
Nov 13	Atl												
Nov 20	at Sea												
Nov 28	GB												
Dec 4	at Cin												
Dec 11	Was												
Dec 18	at Bal												
Dec 22	NYG												
Jan 1	Dal												
Totals			8/0	7	4	11	1.0	7	0	0	0	224	43%

RIGHT PLACE, RIGHT TIME

Curry grew up as a die-hard Eagles fan and just so happened to be drafted the day before one of his favorite players, Brian Dawkins, retired as an Eagle. "I know most people say that the draft is the best day of their life, but growing up an Eagles fan and being blessed with the opportunity to see Dawkins retire and give a speech here, this has to be the best day of my life."



STYLIN' AND PROFILIN'

When Curry isn't on the field chasing the quarterback or stuffing the run, he can be found watching his favorite pastime - professional wrestling. In fact, two items on his bucket list include becoming a WWE wrestler and competing at WrestleMania. In college, Curry even dressed up as his favorite all-time wrestler, Ric Flair, during a press conference.





VITALS
Height: 6-0
Weight: 225
Date Of Birth: October 7, 1986
Hometown: Southlake, TX
HS: Carroll Senior (Southlake, TX)
College: Missouri
NFL Experience: 8th Year
Acquired: FA (KC) 2016
Draft Pick: Undrafted

COLLEGE AWARD FINALIST

2008: Davey O'Brien Award
 Draddy Trophy
 Manning Award
 Maxwell Award
 Unitas Golden Arm Award
 Wuerffel Trophy
2007: Davey O'Brien Award
 Heisman Trophy
 Manning Award
 Walter Camp Award

MISSOURI SINGLE-SEASON RECORDS (2008)

Category	Total
Passing Yards	4,335
TD Passes	39
Completions	385
Completion Pct.	72.9

MISSOURI NO. 1 CAREER RANKINGS

Category	Career Total
Total Offense	13,485
Passing Yards	12,515
Touchdown Passes	101
Completions	1,094
Completion Pct.	68.0

THREE-STEP DROP

First job: Mowing lawns. "My dad made me mow our neighbors' lawns in order to earn my allowance"

Hobbies: Going to the movies with his wife and golfing

If he could play another sport: Center fielder, KC Royals or Texas Rangers

Former H.S. teammates in NFL: Saints LS Justin Drescher, K Garrett Hartley

Favorite athletes growing up: Brett Favre and Steve Young

Favorite meal: Tex-Mex

Favorite movies: *Billy Madison* and *Happy Gilmore*

Favorite TV shows: *Homeland* and *House of Cards*

Favorite quote: "Fear not, for I am with you." Since high school, has worn a cross necklace with that Bible verse engraved on its back

"I see the leadership ability that he has on and off the football field. I see how well he interacts with the football players. I see what he's done, not only in practice, but in limited game situations...His confidence level is extremely high. It's hard to explain unless you've been around someone for three years like I have. You have that trust and confidence in that individual. That's the level of trust that I have in Chase Daniel and the confidence that I have in him."

-Eagles Head Coach Doug Pederson

An eight-year NFL veteran, Chase Daniel signed with the Philadelphia Eagles as a free agent in the 2016 offseason after spending the previous three seasons with the Kansas City Chiefs. In Kansas City, Daniel worked closely with then-Chiefs offensive coordinator and current Eagles head coach Doug Pederson. A three-year starter at the University of Missouri, Daniel ranks as the school's all-time leader in passing yards (12,515), completions (1,094) and touchdown passes (101) and was named a Heisman Trophy finalist as a junior in 2007.

CAREER HIGHLIGHTS

- Spent his first four years in the NFL with the New Orleans Saints, where he backed up Pro Bowl QB Drew Brees and won a Super Bowl in 2009

BIRDSEED

- In 2014 and 2015, Daniel and his wife, Hillary, partnered with Make A Wish Missouri to host the Kansas City Night of Wishes at Arrowhead Stadium. The 2014 event raised more than \$140,000 and helped grant the wishes of 29 children, while proceeds from the 2015 event helped grant wishes for roughly 40 local children battling life-threatening medical conditions
- A business finance major, Daniel won a post-graduate scholarship after being named a National Football Foundation Scholar-Athlete. Through Missouri's business school, he had the opportunity to meet Warren Buffett in 2008



THREE OF A KIND



During his time in New Orleans, Daniel served as the Saints' primary holder on field goals and extra points. For two seasons, he teamed up with former Southlake (TX) High School teammates LS Justin Drescher and K Garrett Hartley, to form the Saints kicker-holder-long snapper trio.



DANIEL'S CAREER STATISTICS																			
			PASSING										RUSHING					OFF SNAPS	
Year	Team	GP/GS	Att	Cmp	Pct	Yds	Y/A	TD	Int	Lg	Sk/Yd	Rat	Att	Yds	Avg	Lg	TD	No	Pct
2009	New Orleans	0/0	0	0	---	0	---	0	0	--	0/0	---	0	0	---	--	0	NA	NA
2010	New Orleans	13/0	3	2	66.7	16	5.3	0	0	9	1/10	79.9	2	16	8.0	16	0	NA	NA
2011	New Orleans	16/0	5	4	80.0	29	5.8	0	0	14	0/0	90.8	3	-3	-1.0	-1	0	NA	NA
2012	New Orleans	16/0	1	1	100.0	10	10.0	0	0	10	0/0	108.3	3	17	5.7	19	0	13	1%
2013	Kansas City	5/1	38	25	65.8	248	6.5	1	1	48	2/11	81.9	14	52	3.7	29	0	100	9%
2014	Kansas City	3/1	28	16	57.1	157	5.6	0	0	30	4/17	73.1	4	15	3.8	9	0	67	7%
2015	Kansas City	2/0	2	2	100.0	4	2.0	0	0	6	0/0	79.2	2	-2	-1.0	-1	0	13	1%
2016	Philadelphia	0/0	0	0	---	0	---	0	0	--	0/0	---	0	0	---	--	0	0	0%
Totals		55/2	77	50	64.9	464	6.0	1	1	48	7/38	80.2	28	95	3.4	29	0	---	--
PLAYOFFS																			
2009	New Orleans	0/0	0	0	---	0	---	0	0	--	0/0	---	0	0	---	--	0	NA	NA
2010	New Orleans	1/0	0	0	---	0	---	0	0	--	0/0	---	0	0	---	--	0	NA	NA
2011	New Orleans	2/0	0	0	---	0	---	0	0	--	0/0	---	0	0	---	--	0	NA	NA
2013	Kansas City	0/0	0	0	---	0	---	0	0	--	0/0	---	0	0	---	--	0	0	0%
2015	Kansas City	1/0	0	0	---	0	---	0	0	--	0/0	---	2	-2	-1.0	-1	0	5	3%
Totals		4/0	0	0	---	0	---	0	0	--	0/0	---	2	-2	-1.0	-1	0	---	--
ADDITIONAL CAREER STATISTICS																			
Fumbles/Lost: (1/0) - 2010 (1/0)																			

2016 GAME-BY-GAME STATISTICS																				
				PASSING									RUSHING					SNAPS		
Date	Opp	W/L	GP/GS	Att	Cmp	Pct	Yds	Y/A	TD	Int	Lg	Sack/Yds	Rat	Att	Yds	Avg	Lg	TD	No	Pct
Sep 11	Cle	W	0/0	DID NOT PLAY																
Sep 19	at Chi	W	0/0	DID NOT PLAY																
Sep 25	Pit	W	0/0	DID NOT PLAY																
Oct 9	at Det	L	0/0	DID NOT PLAY																
Oct 16	at Was	L	0/0	DID NOT PLAY																
Oct 23	Min	W	0/0	DID NOT PLAY																
Oct 30	at Dal	L	0/0	DID NOT PLAY																
Nov 6	at NYG	L	0/0	DID NOT PLAY																
Nov 13	Atl																			
Nov 20	at Sea																			
Nov 28	GB																			
Dec 4	at Cin																			
Dec 11	Was																			
Dec 18	at Bal																			
Dec 22	NYG																			
Jan 1	Dal																			
Totals			0/0	0	0	---	0	---	0	0	--	0/0	---	0	0	---	--	0	0	0%



VITALS
Height: 6-0
Weight: 250
Date Of Birth: July 21, 1980
Hometown: Garden Grove, CA
HS: Pacifica (Garden Grove, CA)
College: UTEP
NFL Experience: 14th Year
Acquired: FA 2006
Draft Pick: Undrafted

EAGLES CAREER SERVICE

CONSECUTIVE GAMES PLAYED

- | | |
|-------------------------------|-----|
| 1. Harold Carmichael, 1972-83 | 162 |
| 2. Randy Logan, 1973-83 | 159 |
| 3. Jon Dorenbos, 2006-15 | 157 |

THREE-STEP DROP

Talent He Would Like to Have: Rock star
Would Like to Have Dinner With: America's Guest, Ray Pennacchia
Bucket List: Cruise the Caribbean in his own 300' yacht
Prized Possession: A Ziploc bag full of Jason Kelce's beard hair
Guilty pleasure: Chick flicks
Meal: Cheese lasagna
Book: *Leaders Eat Last* by Simon Sinek
Something People Don't Know About You: Seeks physical, spiritual and emotional counseling from Joe Helder
Favorite TV Show: *The Good Wife*
Favorite App: ForeFlight
Favorite Philly Restaurant: El Vez

Pro Bowls: 2010, 2015

After battling a tremendous amount of adversity early in life, Jon Dorenbos (pronounced DORN-boss) has carved out a successful career as a two-time Pro Bowl longsnapper. Originally signed by Buffalo as a rookie free agent in 2003, Dorenbos snapped for the Bills and the Titans before signing with Philadelphia in the latter half of the 2006 season. Since then, he has played in every game for the Eagles and was re-signed by the team to a four-year contract in 2013. He also earned Pro Bowl honors following the 2014 season. Dorenbos, who endured the murder of his mother by his father at a young age, took up magic to help ease his mind throughout the tough times. In the offseason, he regularly performs as a motivational speaker and comedy magician.

CAREER HIGHLIGHTS

- Despite never running a 40-yard dash and never being recruited to play college football, has carved out a 14-year NFL career, while earning Pro Bowl selections following the 2009 and 2014 seasons. "On an individual level, it was the coolest thing that ever happened to me," said Dorenbos. "To get that level of respect [from the coaches who voted] is really what it's all about."

BIRDSEED

- Advanced to the Finals on NBC's *America's Got Talent* in 2016, where he dazzled judges Mel B, Simon Cowell, Heidi Klum and Howie Mandel with a number of enthralling magic performances.



- His love for magic was born while he spent 1992 in foster care after personal tragedy struck his family. He met an older teenager who could do tricks and he fell in love with magic. "It was a time for me to be by myself, a way for me to pass time. I was at peace and I enjoyed it. I loved the coordination, and being obsessed with the fundamentals of what I was doing."
- Hit up his website JonDorenbos.com for bookings
- During the 2014 offseason, became a licensed pilot with the simple reasoning of "wanting to be able to fly myself to my shows around the country." He pilots various Cirrus aircrafts
- Served as an executive producer for a 2014 documentary titled *Different Town* alongside one his best friends, Steve Carlson. The musical journey follows the making of an album that spans nine countries. Along the way, Carlson met his eventual wife. The documentary won several awards at film festivals



DORENBOS' CAREER SERVICE

Regular Season				Playoffs			
Year	Team	GP/GS	STT	Year	Team	GP/GS	STT
2003	Buffalo	16/0	0	2006	Philadelphia	2/0	0
2004	Buffalo	13/0	0	2008	Philadelphia	3/0	0
2005	Tennessee	9/0	0	2009	Philadelphia	1/0	0
2006	Tennessee	1/0	0	2010	Philadelphia	1/0	1
	Philadelphia	5/0	2	2013	Philadelphia	1/0	1
2007	Philadelphia	16/0	6	Totals		8/0	2
2008	Philadelphia	16/0	5	First NFL game: 9/7/03 vs. NE			
2009	Philadelphia	16/0	4				
2010	Philadelphia	16/0	4				
2011	Philadelphia	16/0	4				
2012	Philadelphia	16/0	4				
2013	Philadelphia	16/0	2				
2014	Philadelphia	16/0	2				
2015	Philadelphia	16/0	6				
2016	Philadelphia	8/0	0				
Totals		196/0	39				

PERSONAL

- In addition to his careers as an NFL longsnapper and magician, he recently became a calf model - contracts still pending
- Has performed magic in front of many famous musicians and athletes including Magic Johnson, Joe Montana, Dan Marino, Jim Kelly, Garth Brooks, Lindsay Lohan, Rascal Flatts and Dierks Bentley. Dorenbos collects their autographs on playing cards which he hangs up in the game room of his California home. "Having the opportunity to meet the people I've met through something I love doing, it's just an indescribable feeling."
- In 2008, captured a Mid-Atlantic Emmy Award for hosting *Inside the Eagles*, which aired on CSN Philadelphia via the Eagles Television Network
- Starred at Pacifica (CA) HS where he also played basketball and baseball. Earned all-league honors in both football and baseball. "Playing baseball and football in high school was literally the time of my life. I've never had more fun."
- Named the team's Ed Block Courage Award recipient in 2008. The award honors those NFL players who exemplify commitment to the principles of sportsmanship and courage and is given by a vote of the team for effort as well as individual performance
- Is proud to work with several charities including Garth Brooks' "Teammates for Kids" and Brian Moorman's "Punt Foundation," which strive to help children with terminal illnesses
- In the offseason, performs as a corporate motivational speaker and performer for companies such as Jackson Financial, ING Financial, Pioneer and the National FFA Organization
- Is good friends with members of the comedy group "Broken Lizard" who wrote and produced the movie *Super Troopers*. Also had a guest appearance in their 2006 movie *Beerfest*
- Went to the Country Music Awards as a guest of the band Rascal Flatts in 2006

WING BOWL MAGIC



From 2013-15, Dorenbos served as "Commissioner" of one of Philadelphia's most popular events, Wing Bowl, which airs on the Eagles flagship radio station - 94WIP. In 2014, his teammate Jason Kelce was a contestant in the annual event that sells out the Wells Fargo Center.

- Taught himself how to play the guitar. "While I was in Tennessee, I took lessons every Tuesday, but that didn't last long. I like to teach myself everything. I would give anything in the world to be a rock star. Even to be up on stage for one song, that would be the ultimate feeling for me."
- A big baseball fan growing up, idolized Ken Griffey, Jr. and Jay Buhner while rooting for the Seattle Mariners
- Was friends with a guy in high school who played third base for the Little League World Champions from Long Beach, CA
- Earned his degree from UTEP in business, with an emphasis in economics, finance and marketing
- Took up agriculture in 2015, turning the guest room of his South Philly condo into a compost heap
- Spent the 2015 offseason in Budapest, mastering his thumb and index finger coordination, hoping to eliminate all wasted motion in his attempt to apply 17 keys to a US standard-issue keychain in less than nine seconds
- **Favorite athletes:** Synchronized swimmers
- Resides in Huntington Beach, CA, during the offseason
- Has a sister, Kristina, who works in the neurological department at Creighton University in Omaha, NE, and a brother, Randy
- Would like to trade places with: Eagles assistant strength coach Keith "Fifty Shades Of" Gray
- Was a Dean's list and honor roll student in high school
- Full name: Jonathan Paul Dorenbos
- Twitter handle: @JonDorenbos

2014 HIGHLIGHTS

- Earned his second-career Pro Bowl selection after snapping for rookie K Cody Parkey, who set an NFL rookie record with 150 points scored. Parkey's 150 points were also an Eagles' franchise record

2013 HIGHLIGHTS

- Named the special teams captain of USA Football's 2013 All-Fundamental team, which honors 26 NFL players who exhibit exemplary football techniques for youth players to emulate

2011 HIGHLIGHTS

- Ranked third on the team with 123 special teams production points

2009 HIGHLIGHTS

- Played in all 16 games and earned his first Pro Bowl selection

2008 HIGHLIGHTS

- Played in all 16 games as the team's long snapper for the second straight season



Height: 6-5
Weight: 250
Date Of Birth: November 10, 1990
Hometown: Danville, CA
HS: Monte Vista (Danville, CA)
College: Stanford
NFL Experience: 4th Year
Draft Pick: D2-13 (35th overall)
 by Philadelphia

VITALS

MOST CATCHES IN A SINGLE GAME (EAGLES HISTORY)

- | | |
|--|----|
| 1. Zach Ertz (at Was. 12/20/14) | 15 |
| 2t. Brian Westbrook (vs. Dal. 11/4/07) | 14 |
| Don Looney (at Was. 12/1/40) | 14 |
| 4t. Zach Ertz (vs. Was. 12/26/15) | 13 |
| Jeremy Maclin (at Atl. 9/18/11) | 13 |

NFL TE SINGLE-GAME RECEPTIONS SINCE 1960

- | | |
|---|----|
| 1. Jason Witten, DAL (vs. NYG 10/28/12) | 18 |
| 2t. Zach Ertz, PHI (at Was. 12/20/14) | 15 |
| Kellen Winslow, SD (at GB 10/7/84) | 15 |
| Jason Witten, DAL (at Det. 12/9/07) | 15 |

IN GREAT COMPANY

**MULTIPLE GAMES WITH 13+ CATCHES
AND 100+ YARDS BY A TE SINCE 1960**

- | |
|----------------------------|
| 1. Jason Witten (4) |
| 2. Kellen Winslow, Sr. (3) |
| 3t. Zach Ertz (2) |
| Tony Gonzalez (2) |

THREE-STEP DROP

Talent he'd most like to have: The ability to read minds

Bucket list: Skydiving

Favorite musician: Jason Aldean

Favorite book: *Lone Survivor*

Favorite TV shows: *Game of Thrones* and *Homeland*

Favorite throwback jerseys: Randall Cunningham, Eagles;

Shaquille O'Neal, Magic; Nolan Ryan, Astros

Biggest Pet Peeve: People talking about themselves

Welcome to the NFL Moment: Seeing Michael Vick in a meeting

"He was big and had a lot of athleticism. He thought he was a basketball player. After the first month, I told him, 'You have what the NFL is looking for. If you put in the time and effort you can play at the pro level.'"

- Four-time Pro Bowl TE Brent Jones

Originally selected by the Eagles in the second round of the 2013 NFL Draft, Zach Ertz signed a five-year contract extension during the 2016 offseason that will keep him in Philadelphia through 2021. An athletic and intelligent target, Ertz developed into a reliable weapon in the Eagles offense over the first three years of his career and set career highs in receptions (75) and receiving yards (853) in 2015, finishing second on the team in both categories.

BIRDSEED

- He and his fiancée, Julie Johnston, a star defender on the US Women's National Soccer team, were engaged in 2016 at the Stanford baseball stadium, where they first met



- Played high school basketball with Phillies pitcher Mark Appel on a team that went 32-4 and lost in the NorCal finals. Ertz was a center and Appel was a small forward.
- Began playing football in the 7th grade for the T-Birds, a Pop Warner team in Danville. He played left tackle. "I hated it. I actually didn't play in the 8th grade. But my mom convinced me to play my freshman year of high school and the rest is history"
- Became the highest drafted tight end by the Eagles since Keith Jackson was selected in the first round (13th overall) in 1988
- Partners annually with Bringing Hope Home's Adopt-A-Family program during the holiday season and does all of a family's holiday shopping. He also hosts the family at a home game, where he hands out presents and gives a tour of the locker room





ERTZ'S CAREER STATISTICS

Year	Team	GP/GS	RECEIVING					OFF SNAPS		
			No	Yds	Avg	Lg	TD	No	Pct	
2013	Philadelphia	16/3	36	469	13.0	38	4	450	41%	
2014	Philadelphia	16/5	58	702	12.1	35t	3	587	50%	
2015	Philadelphia	15/7	75	853	11.4	60	2	790	68%	
2016	Philadelphia	6/6	23	247	10.7	30	0	331	62%	
Totals		53/21	192	2271	11.8	60	9	---	---	

PLAYOFFS

2013	Philadelphia	1/0	3	22	7.3	15	1	23	40%
Totals		1/0	3	22	7.3	15	1	---	---

ADDITIONAL STATS

Forced Fumbles: (1) - 2015 vs. TB (11/22)

Fumbles/Lost: (2/2) - 2014 (1/1), 2015 (1/1)

CAREER HIGHS

Receptions	15	12/20/14 at Was.
Yards	152	1/3/16 at NYG
Long	60	1/3/16 at NYG
TDs	2	12/1/13 vs. Ari.

PERSONAL

- Son of Lisa and Douglas Ertz and is the oldest of four children. Lisa is an office manager and legal assistant, and Doug is a software salesman
- His father, Douglas, played football at Lehigh University from 1981-84 and his uncle, David, played baseball at the University of Vermont from 1970-72
- Has three younger brothers: Shane, Nic, and Jackson
- Has a Bernese Mountain dog named Apollo
- Graduated from Monte Vista High School in Danville, CA, where he was a first-team all-state selection as a senior after catching 56 passes for 756 yards and 14 touchdowns
- Garnered All-Northern California first-team honors from *Nor-CalPreps.com*, first-team All-Metro honors from the *San Francisco Chronicle*, All-East Bay honors from the *Contra Costa Times* and was a first-team All-East Bay Athletic League choice as a senior
- Named the 2008 *Cal-Hi Sports* North Coast Section Scholar Athlete of the Year
- Also lettered in basketball at Monte Vista
- Earned his degree in management science and engineering
- Website: ZachErtz86.com; Twitter: @ZERTZ_86
Instagram: ZACHERTZ

2015 HIGHLIGHTS

- Set career highs in both receptions (75) and receiving yards (853), finishing second on the team in both categories. His 75 catches were the third-highest total ever by an Eagles TE
- Recorded 30 catches over the last three games of season, setting a team record for the most catches over a three-game span
- Posted 450 receiving yards in the final four games of the season, joining Seahawks TE Jimmy Graham as the only NFL tight ends with at least 450 yards over a four-game span since 2013

2016 GAME-BY-GAME STATISTICS

Date	Opp	W/L	GP/GS	RECEIVING					SNAPS	
				No	Yds	Avg	Lg	TD	No	Pct
Sep 11	Cle	W	1/1	6	58	9.7	15	0	60	78%
Sep 19	at Chi	W		INACTIVE/RIB						
Sep 25	Pit	W		INACTIVE/RIB						
Oct 9	at Det	L	1/1	3	37	12.3	21	0	52	85%
Oct 16	at Was	L	1/1	1	22	22.0	22	0	46	88%
Oct 23	Min	W	1/1	1	14	14.0	14	0	48	83%
Oct 30	at Dal	L	1/1	4	19	4.8	11	0	63	81%
Nov 6	at NYG	L	1/1	8	97	12.1	30	0	62	83%
Nov 13	Atl									
Nov 20	at Sea									
Nov 28	GB									
Dec 4	at Cin									
Dec 11	Was									
Dec 18	at Bal									
Dec 22	NYG									
Jan 1	Dal									
Totals			6/6	23	247	10.7	30	0	331	62%

GREEN AND SILVER SLUGGER



Ertz took his skills the baseball field as he captured the Eagles annual batting practice competition title at Citizens Bank Park in 2016. Ertz won a hotly-contested final round over fellow Eagles tight end Trey Burton. Other participants included 2015 champion Jon Dorenbos, head coach Doug Pederson, Bennie Logan, Chris Maragos, Donnie Jones, and Chase Daniel

LEARNING FROM THE BEST

During high school, Ertz was tutored by four-time Pro Bowl tight end Brent Jones. Jones helped coach the team and paid special attention to Ertz. "He was big and had a lot of athleticism," Jones said. "He thought he was a basketball player. After the first month, I told him, 'You have what the NFL is looking for. If you put in the time and effort you can play at the pro level.'" Jones saw Stanford as the best fit for his pupil and contacted then-Cardinal head coach Jim Harbaugh. Although Ertz suffered a broken wrist early in his junior season, Stanford arrived with a scholarship offer, which Ertz accepted.

INJURY REPORT

- Suffered a displaced rib during season opener vs. Cle. (9/11/16) and missed the following two games



Height: 6-0 **VITALS**

Weight: 244

Date Of Birth: June 4, 1989

Hometown: Cleveland, OH

HS: Benedictine (Cleveland, OH)

College: West Virginia

NFL Experience: 5th Year

Acquired: Waivers (TB) 2013

Draft Pick: D5-12 (140th overall) by Tampa Bay

2016 EAGLES SPECIAL TEAMS TACKLES

1t. Mychal Kendricks	7
Chris Maragos	7
3. Najee Goode	5

2015 EAGLES SPECIAL TEAMS TACKLES

1. Trey Burton	19
2. Chris Maragos	16
3. Najee Goode	12

THREE-STEP DROP

Hobbies: Drawing and working on cars

Best player he has faced: Tom Brady

Funniest Eagle: Lane Johnson

If he could play another sport, what position/team: Striker, Man. U

Bucket list: H.A.L.O. jump -- a 30,000 ft. skydive with a small landing target

First job: Worked at a cheese factory, packing and wrapping cheese

Three items needed on deserted island: iPod, fishing pole, a pot

Strangest food he likes to eat: Sardines with jalapenos and pineapple

Pregame ritual: "I call my mom to say a prayer before every game"

Welcome to the NFL moment: Recording a pick-6 as a rookie against Was.

Favorite teams/athlete growing up: His father, John Goode

Favorite athlete to watch right now: Usain Bolt

Originally a fifth-round selection of the Tampa Bay Buccaneers in 2012, Najee Goode provides quality depth at the inside linebacker position and is a standout on special teams. In 2015, Goode rebounded from a pectoral injury suffered the previous season and played 349 snaps on special teams (70 percent), finishing third on the team in special teams tackles (12). Goode also scored the second touchdown of his career in 2015 on a blocked punt return.

BIRDSEED

- Serves as an advisor for a new tech company called VeePiO which functions as the world's first real-time monetization platform for interactive social video. VeePiO allows content creators to make interactive videos that reveal pictures, comments, and the ability to purchase anything a viewer sees - simply by touching or clicking the screen. For more information on the company visit: Veep.io
- Goode's football career was almost over before it even began after he broke his femur as a freshman in high school. "I remember it to this day," said Goode. "It was on a screen play. The doctors told me I would never be able to play football again because the injury was right on my growth plate." After surgery and many months of rehab, Goode overcame the odds and returned to the field for the end of his sophomore season. "That year sitting out was very tough for me. I'm just so happy everything worked out."
- Runs a free football camp at home in Cleveland called the Goode 2 Great Football Skills Camp. He is also involved with The Cleveland Muny Football League, a development organization that focuses on teaching the game of football through teamwork, sportsmanship and fundamentals. Goode helps the league by providing youth football equipment, coaching kids at camps and teaching youth coaches the game. For more info, visit ClevelandMunyFootball.com

2016 HIGHLIGHTS

- Through Week 9, ranks third on the team with five special teams tackles
- Tallied three special teams tackles at NYG (11/6), tying the Eagles' single-game high for 2016
- Logged one special teams tackle at Chi. (9/19) and at Det. (10/9)

PERSONAL

- Attended Benedictine High School in Cleveland where he was a dual-threat quarterback in addition to playing linebacker
- Was named MVP of the Cuyahoga County East-West High School All-Star Charity game
- Also lettered in track and field, where he won the Division II state title in the discus with a school-record toss of 172'01"
- Son of Fatimah and John Goode
- Has a dog named Titan
- Has a degree in industrial engineering
- His first child, daughter Lillianna, was born in June 2016
- Twitter: [@All_Goode53](https://twitter.com/All_Goode53); Instagram: [@all_goode52](https://www.instagram.com/all_goode52)



GOODE'S CAREER STATISTICS

Year	Team	GP/GS	TACKLES					PASS DEFENSE					FUMBLES			DEF SNAPS		ST	
			Total	Solo	Asst	TFL	Sacks	Int	Yards	Lg	TD	KD	FF	FR	Yards	Played	Pct		T
2012	Tampa Bay	3/0	0	0	0	0.0	0.0	0	0	--	0	0	0	0	0	0	3	0%	0
2013	Philadelphia	14/1	18	11	7	0.0	1.0	0	0	--	0	2	0	1	2	190	16%	8	
2014	Philadelphia	1/0	0	0	0	0.0	0.0	0	0	--	0	0	0	0	0	0	0%	0	
2015	Philadelphia	14/0	5	5	0	0.0	0.0	0	0	--	0	1	0	0	0	37	3%	12	
2016	Philadelphia	8/0	0	0	0	0.0	0.0	0	0	--	0	0	0	0	0	2	0%	5	
Totals		40/1	23	16	7	0.0	1.0	0	0	--	0	3	0	1	2	---	---	25	

PLAYOFFS

2013	Philadelphia	1/0	0	0	0	0.0	0.0	0	0	0	0	0	0	0	0	0	0%	0
Totals		1/0	0	0	0	0.0	0.0	0	0	0	0	0	0	0	0	0	0%	0

CAREER HIGHS

Tackles	6	(11/17/13 vs. Was.)
----------------	---	---------------------

TOUCHDOWNS (2)

Touchdown	Date	Opponent
24-Yd Blocked Punt Return	12/6/15	at NE (P Ryan Allen blocked by Chris Maragos)
2-Yd Fumble Return	10/27/13	vs. NYG (LS Zak DeOssie)

2016 GAME-BY-GAME STATISTICS

Date	Opp	W/L	GP/GS	S	A	TT	Sac	Hur	Int	Yds	Lg	KD	FF	FR	Snaps	Pct
Sep 11	Cle	W	1/0	0	0	0	0.0	0	0	0	--	0	0	0	1	2%
Sep 19	at Chi	W	1/0	0	0	0	0.0	0	0	0	--	0	0	0	0	0%
Sep 25	Pit	W	1/0	0	0	0	0.0	0	0	0	--	0	0	0	1	2%
Oct 9	at Det	L	1/0	0	0	0	0.0	0	0	0	--	0	0	0	0	0%
Oct 16	at Was	L	1/0	0	0	0	0.0	0	0	0	--	0	0	0	0	0%
Oct 23	Min	W	1/0	0	0	0	0.0	0	0	0	--	0	0	0	0	0%
Oct 30	at Dal	L	1/0	0	0	0	0.0	0	0	0	--	0	0	0	0	0%
Nov 6	at NYG	L	1/0	0	0	0	0.0	0	0	0	--	0	0	0	0	0%
Nov 13	Atl															
Nov 20	at Sea															
Nov 28	GB															
Dec 4	at Cin															
Dec 11	Was															
Dec 18	at Bal															
Dec 22	NYG															
Jan 1	Dal															
Totals			8/0	0	0	0	0.0	0	0	0	--	0	0	0	2	0%

IT'S ALL GOODE

Najee and his father, John Goode, are the first father-son duo to take snaps for the Eagles. John played in 14 games for the Eagles in 1985. Said Najee:



"When I signed with the Eagles my father told me that the fans are extremely passionate about their sports. He said I should enjoy the moment and just make plays ... I was 4 years old and I knew the Eagles chant -

E-A-G-L-E-S, EAGLES! I used to hear my dad do it all the time."

2015 HIGHLIGHTS - Cont.

- Finished the season ranked third on the team with 12 special teams tackles despite signing to the 53-man roster in Week 3
- Tied for the team lead with two ST tackles vs. Ari. (12/20)
- Scored the second touchdown of his career when he scooped up a blocked punt (S Chris Maragos) and returned it for a score at NE (12/6). His touchdown tied the game at 14-14 just before halftime and helped propel the Birds to a 35-28 win over the previously 10-1 Patriots. Also led the team with three special teams tackles and helped block for Darren Sproles' 83-yard punt return for a TD in the third quarter
- Tied for the team lead with two ST tackles vs. NO (10/11)

2013 HIGHLIGHTS

- Recorded his first-career sack, taking down Redskins QB Robert Griffin III in his first-career start vs. Was. (11/17). Also notched six tackles and two passes defended in the contest

- Entered the game in the first quarter at GB (11/10) in place of an injured Mychal Kendricks and recorded five tackles
- Recovered a mishandled long snap at the Giants 2-yard line and ran it in for his first-career touchdown vs. NYG (10/27)

COLLEGE HIGHLIGHTS

- Appeared in a Mountaineers-record 52 games (25 starts) and finished his career with 157 tackles, 22.5 tackles for loss, eight sacks, two interceptions, two forced fumbles and two fumble recoveries. Served as team captain as a junior and a senior
- Earned first-team All-Big East accolades following his senior season and led the team with 87 tackles and 15 tackles for loss, while finishing third on the team in sacks with five. Also recorded one forced fumble, one fumble recovery and two interceptions
- Played in 12 games (11 starts) as a junior and ranked eighth on the team with 47 tackles, including 8.5 tackles for loss

**Height:** 6-4**Weight:** 322**Date Of Birth:** September 2, 1993**Hometown:** River Ridge, LA**HS:** John Curtis (River Ridge, LA)**College:** LSU**NFL Experience:** Rookie**Acquired:** RFA (2016)**VITALS****DID YOU KNOW?**

Coming out of high school, Dillon Gordon was named a *New Orleans Times-Picayune* Blue Chip recruit and was rated the No. 23 tight end prospect in the nation by *Rivals.com*.

GORDON'S CAREER SERVICE

Regular Season

Year	Team	GP/GS
2016	Philadelphia	0/0
Totals		0/0

THREE-STEP DROP**Player he models his game after:**

Former LSU teammate and current Panthers G Trai Turner

If he could play any other sport: Baseball**First job:** Working baseball camps in high school**Favorite baseball players growing up:** Sammy Sosa, David Ortiz**Three favorite throwback jerseys:** Dan Marino, Miami Dolphins;

Allen Iverson, Philadelphia 76ers; Shaquille O'Neal, LA Lakers

If he could have any talent: Play guitar (or any instrument)

Most challenging aspect of his job: "On the offensive line, your mindset has to change. People rely on you more"

Best part of being an O-lineman: "It all starts with you up front.

We get the play started"

Dillon Gordon, a three-year starter at tight end for the LSU Tigers, signed with the Eagles as a rookie free agent during the 2016 offseason. Known for his blocking abilities, Gordon played in 42 career games (28 starts) during his four-year collegiate career and totaled seven catches for 96 yards (13.7 avg.).

BIRDSEED

- Considers his college tight ends coach, Steve Ensminger, the person who has had the biggest impact on his career. "He taught me how to play nasty and to let my personality shine on the field."
- Nicknamed "Bull" by former LSU teammate and current Panthers G Trai Turner, based on the way he played on the field with the Tigers
- Began playing football at 3 years old against 5- and 6-year olds. Gordon, who started out as a quarterback and later transitioned to running back, tight end and eventually offensive line in the NFL, was always the youngest player on his team

PERSONAL

- Played high school football at John Curtis in River Ridge, LA, and helped lead the squad to a state title as a senior in 2011. Earned Class 2A first-team honors that season after playing a major role in the running game and grabbing seven receptions for 122 yards and two touchdowns. Also logged 12 tackles and three sacks on defense
- Was named a *New Orleans Times-Picayune* Blue Chip recruit and was rated the No. 23 tight end prospect in the nation by *Rivals.com*
- Son of Rita and Bernard Jarrow
- Is the cousin of former LSU and current Falcons DE Tyson Jackson, who was originally selected by the Kansas City Chiefs in the first round (No. 3 overall) of the 2009 NFL Draft. Also cousins with former Tigers FB Quinn Johnson, who played in the NFL for five seasons (2009-2013)
- Majored in sports administration

COLLEGE HIGHLIGHTS

- Played in 42 games (28 starts) during his four-year career at LSU and served predominantly as a blocking tight end in the Tigers offense
- Appeared in just three games during his final collegiate campaign in 2015 before his career was cut short due to an Achilles injury
- Started all 13 games at tight end as a junior in 2014 and helped LSU rush for 2,919 yards, marking the fifth-highest single-season rushing total in school history. As a part of that effort, helped clear the way for freshman RB Leonard Fournette to rush for 1,034 yards and 10 touchdowns
- Played in 13 games (12 starts) as a sophomore in 2013 and led all LSU tight ends with six catches for 88 yards (14.7 avg.). Snagged a career-long 36-yard reception in a win vs. Texas A&M (11/23/13)
- Saw action on offense and special teams in all 13 games as a true freshman in 2012, but did not record any statistics

Height: 6-2
Weight: 265
Date Of Birth: April 3, 1988
Hometown: Detroit, MI
HS: Crocket Vocational Technical (Detroit, MI)
College: Michigan
NFL Experience: 7th Year
Draft Pick: D1-10 (13th overall) by Philadelphia

VITALS

2016
EAGLES LEADERS

SACKS

1t. Brandon Graham	4.0
Fletcher Cox	4.0

TACKLES FOR LOSS

1. Brandon Graham	8
2. Fletcher Cox	6

QB HURRIES

1. Brandon Graham	21
2. Fletcher Cox	11

FORCED FUMBLES

1. Brandon Graham	2
-------------------	---

NFL REGULAR-SEASON
FORCED FUMBLES
SINCE 2014

1t. Jamie Collins (Cle/NE)	10
Robert Quinn (LA)	10
Cameron Wake (Mia)	10
4. Brandon Graham (Phi)	9
5t. Lavonte David (TB)	8
Chandler Jones (Ari/NE)	8
Ryan Kerrigan (Was)	8

THREE-STEP DROP

If he could play another sport what team/position: Pitcher, Detroit Tigers

Bucket list: Drive a NASCAR car post-playing career

First jersey: Dave Bing, Detroit Pistons

First job: Working the grill at McDonalds

Favorite Halloween costume: Batman, when he was 10

Favorite book: *New Money: Staying Rich* by Phillip Buchanon

Favorite movie: *Equalizer*

Favorite quote: "Those who stay, will be champions." - Bo Schembechler

"He's always been a good rusher. He's compact; he's strong; he plays with great effort. He's a tough guy and he's one of our tempo setters up front and for our whole team."

-Eagles Defensive Coordinator
Jim Schwartz

Originally a first-round draft choice of the Eagles in 2010, Brandon Graham began his career as a defensive end, made the transition to outside linebacker in 2013 and returned to his original position in 2016. Graham signed a four-year deal during the 2015 offseason and set new career highs in 2015 with 6.5 sacks and 63 tackles.

CAREER HIGHLIGHTS

- Has compiled 27.5 sacks in his career, which is tied for the 17th-highest total in Eagles history
- His nine forced fumbles dating back to 2014 mark the fourth most in the NFL over that span

2016 HIGHLIGHTS

- Through Week 9, is tied for the team lead in sacks (4.0), and leads the Eagles in TFLs (8), QB Hurries (21) and forced fumbles (2)
- Recorded six tackles (four solo), including one for a loss, five quarterback pressures and his first pass defended of the season at Dal. (10/30)
- Was a disruptive force throughout the team's Week 7 win vs. Min. (10/23), recording three tackles, six QB hurries and a strip-sack of Vikings QB Sam Bradford
- Tallied a season-high six tackles (five solo), including two for a loss, at Det. (10/9)
- Registered a sack for the third-consecutive game when he took down Steelers QB Ben Roethlisberger in the fourth quarter of a 34-3 win vs. Pit. (9/25). With the sack of Roethlisberger, became the first Eagle to record a sack in each of the first three games of a season since Jason Babin, Trent Cole and Cullen Jenkins did so in 2011. Also recorded four tackles in the contest and recovered a Roethlisberger fumble late in the third quarter. Four plays after the turnover, the Eagles offense scored a touchdown to give Philadelphia a 34-3 lead
- Logged his second sack of the season when he took down Bears QB Jay Cutler at Chi. (9/19). Added four solo tackles, including two tackles for loss
- Recorded three tackles and a strip-sack of Browns QB Robert Griffin III in Week 1 vs. Cle. (9/11)

BIRDSEED

- Organized a co-ed, high school football camp in Michigan called the Select 100 that takes 10 students (five boys and five girls) from each of Detroit's 20 public schools. The inaugural camp took place in summer 2015 and will help promote teamwork, confidence through sports and self esteem. At the suggestion of his wife, Carlyne, Graham decided that it was important to incorporate girls into the program, as the couple recognized the void for female football camps



GRAHAM'S CAREER STATISTICS

Year	Team	GP/GS	TACKLES					PASS DEFENSE					FUMBLES			DEF SNAPS		ST
			Total	Solo	Asst	TFL	Sacks	Int	Yards	Lg	TD	KD	FF	FR	Yards	Played	Pct	
2010	Philadelphia	13/6	18	12	6	1.0	3.0	0	0	--	0	0	2	0	0	NA	NA	0
2011	Philadelphia	3/0	4	2	2	1.0	0.0	0	0	--	0	0	0	0	0	NA	NA	0
2012	Philadelphia	16/6	50	34	16	7.0	5.5	0	0	--	0	1	2	1	0	420	40%	0
2013	Philadelphia	16/0	21	14	7	2.0	3.0	0	0	--	0	0	1	0	0	323	27%	7
2014	Philadelphia	16/1	43	29	14	13.5	5.5	0	0	--	0	0	4	0	0	499	43%	8
2015	Philadelphia	16/10	63	44	19	12.5	6.5	0	0	--	0	1	3	0	0	858	71%	0
2016	Philadelphia	8/8	30	22	8	8.0	4.0	0	0	--	0	1	2	1	0	398	77%	0
Totals		88/31	229	157	72	45.0	27.5	0	0	--	0	3	14	2	0	---	---	15


PLAYOFFS																			
2010	Philadelphia	0/0	INJURED RESERVE (ACL)																
2013	Philadelphia	1/0	2	1	1	0.0	1.0	0	0	0	0	0	0	0	0	0	22	31%	1
Totals		1/0	2	1	1	0.0	1.0	0	0	0	0	0	0	0	0	0	---	---	1

2016 GAME-BY-GAME STATISTICS

Date	Opp	W/L	GP/GS	S	A	TT	Sac	Hur	Int	Yds	Lg	KD	FF	FR	Snaps	Pct
Sep 11	Cle	W	1/1	2	1	3	1.0	2	0	0	--	0	1	0	36	69%
Sep 19	at Chi	W	1/1	4	0	4	1.0	1	0	0	--	0	0	0	37	71%
Sep 25	Pit	W	1/1	2	2	4	1.0	2	0	0	--	0	0	1	42	70%
Oct 9	at Det	L	1/1	5	1	6	0.0	1	0	0	--	0	0	0	53	87%
Oct 16	at Was	L	1/1	2	1	3	0.0	3	0	0	--	0	0	0	57	77%
Oct 23	Min	W	1/1	2	1	3	1.0	6	0	0	--	0	1	0	57	75%
Oct 30	at Dal	L	1/1	4	2	6	0.0	5	0	0	--	1	0	0	64	82%
Nov 6	at NYG	L	1/1	1	0	1	0.0	1	0	0	--	0	0	0	52	81%
Nov 13	Atl															
Nov 20	at Sea															
Nov 28	GB															
Dec 4	at Cin															
Dec 11	Was															
Dec 18	at Bal															
Dec 22	NYG															
Jan 1	Dal															
Totals			8/8	22	8	30	4.0	21	0	0	--	1	2	1	398	77%

CAREER HIGHS

Tackles	10	12/13/12 vs. Cin.
Sacks	2.5	12/13/12 vs. Cin.
Forced Fumbles	2	11/8/15 at Dal.



BIRDSEED - Cont.

- In the offseason, trains in Detroit with former Michigan LBs Larry Foote and LaMarr Woodley. Works out at a Detroit boxing facility, Barwis Methods, with trainer Mike Barwis
- Names his mother, Tasha Graham, as being the most influential person in his life. A cancer survivor, Tasha was diagnosed with leukemia at a young age. She spent most of her life working at a Chrysler auto plant to support Brandon and his three sisters. Recalled Tasha, "The doctors told me I would never be able to have kids, so I cherish them because of that. When I was working at Chrysler, working hard, trying to make ends meet, it was for them and Brandon saw that."
- Graham is currently nine credits shy of obtaining a degree in sport management and plans to finish following his football career. He has also taken an interest in sports broadcasting and would like to attend the NFL's Broadcast Boot Camp
- Rod Oden, who was an assistant coach at Crocket while Graham was in high school, is now the head coach there and fondly

reflects on Graham's work ethic and the impact he has made on the program. "He was an absolute leader. The entire school would follow Brandon. He's a leader in demonstration. We say, 'Leadership is demonstrated, it's not announced.' He walks in a room and his presence commands respect. People see him put in the extra hours. They see him run the extra sprints, lift the extra weights, and they follow. Now we have kids who want to be the next Brandon. They're still following."

PERSONAL

- Married Carlyne Williams during the 2014 offseason and resides in Philadelphia. The couple gave birth to their first child, daughter Emerson, in the winter of 2016. They also have a cocker spaniel named Midnight
- Parents are Tasha Graham and Derrick Walton. Has three younger sisters, Brittany, Mikayla and Brianna
- Began playing football at the age of seven as a linebacker, center and running back for the Detroit Giants



Height: 6-5
Weight: 237
Date Of Birth: April 12, 1993
Hometown: Springfield, MO
HS: Hillcrest (Springfield, MO)
College: Oklahoma
NFL Experience: 2nd Year
Acquired: T-Ten-2016
Draft Pick: D2-15 (40th overall)
 by Tennessee

VITALS

2015 WR LEADERS

YARDS PER RECEPTION
 (MIN. 32 CATCHES)

Name	Y/R
1. Torrey Smith, SF	20.1
2. Kenny Britt, STL	18.9
3. James Jones, GB	17.8
4t. Allen Robinson, JAX	17.5
Sammy Watkins, BUF	17.5
6. Dorial Green-Beckham, TEN	17.2

THREE-STEP DROP

Favorite food: Steak

Hobbies: Topgolf, Go Karts, spending time outdoors

Players he models his game after: Calvin Johnson and Jerry Rice

Best player he has faced: Jets CB Darrelle Revis

If he could play another sport, what team/position: Guard, Miami Heat

Bucket list: Go skydiving and go on a cruise

Favorite throwback uniforms: Michael Jordan (Bulls), LeBron James (Rookie Year, Cavaliers), Kobe Bryant (#8, Rookie Year, Lakers)

Favorite Halloween costume growing up: Ninja

Favorite teams/athletes: Chicago Bulls, Michael Jordan and LeBron James

Favorite movie: *Love and Basketball*, *Remember the Titans*

Favorite TV show: *Power*, *Prison Break*

A tall, athletic receiver, Dorial Green-Beckham was acquired by the Eagles in a trade with the Titans on August 16, 2016. Selected by Tennessee in the second round (40th overall) of the 2015 NFL Draft, he tallied 32 catches for 549 receiving yards and four TDs in his rookie campaign. Tabbed as the country's No. 1 overall prospect at any position by *Rivals.com* coming out of high school, the Springfield, MO, native posted 87 receptions for 1,278 receiving yards and 17 TDs in two seasons at the University of Missouri.

2016 HIGHLIGHTS

- Recorded season highs in receptions (five) and passing yards (55) at Dal. (10/30)
- Hauled in a 5-yard touchdown reception from QB Carson Wentz, the first of his Eagles career, in the third quarter of a Week 7 win vs. Min. (10/23)
- Started his second game of the season at Det. (10/9) and hauled in three catches for a season-high 43 yards (14.3 avg.). In the third quarter, recorded a season-long, 26-yard reception on a key third-and-8 to move the Eagles offense to the Lions 3. Two plays later, WR Josh Huff caught a 1-yard touchdown to cut the Lions' lead to 17-21
- Caught three passes for 33 yards vs. Pit. (9/25)
- Made his first start for the Eagles in a win at Chi. (9/19) and caught two passes for 18 yards
- Recorded his first two catches as an Eagle for 14 yards in the season opener vs. Cle. (9/11)

CAREER HIGHLIGHTS

- Ranked sixth in the NFL and first among rookies with a team-leading 17.2 yards per reception average in 2015 (min. 32 rec.). It was the fourth-best single-season mark in Titans history, trailing only WR Justin Gage (2008 - 19.1), WR Kenny Britt (2010 - 18.5) and WR Justin McCareins (2003 - 17.3)
- Led all NFL pass catchers in 2015 with a 93.8% rate of first downs on receptions (min. 32 rec.). Since 1991, only three other players have posted higher single-season percentages: Redskins WR Henry Ellard (1994 - 95.9%; 1996 - 94.2%), Chargers WR Malcom Floyd (2011 - 95.3%) and LA Raiders WR James Jett (1993 - 93.9%)
- His four receiving TDs in 2015 tied WR Justin Hunter (2013) and WR Tyrone Calico (2003) for the most by a Titans rookie in franchise history
- Posted more receptions (32), receiving yards (549) and TDs (four) than six of the seven wide receivers selected before him in the 2015 NFL Draft, trailing only Raiders WR Amari Cooper (72-1,070-6)

BIRDSEED

- A three-star recruit who signed a national letter of intent at Missouri, Darnell Green-Beckham - the brother of Dorial - was diagnosed and received treatment for acute lymphoblastic leukemia a few years back. While in high school, Darnell wore the number "10" and Dorial wore "5," but when Dorial moved on to the University of Missouri, he changed his number to "15" to show his brother, who is now in remission, that they were linked as one on the football field



GREEN-BECKHAM'S CAREER STATISTICS

Year	Team	GP/GS	RECEIVING					OFF SNAPS	
			No	Yds	Avg	Lg	TD	No	Pct
2015	Tennessee	16/5	32	549	17.2	47t	4	580	56%
2016	Philadelphia	8/4	18	194	10.8	26	1	292	54%
Totals		24/9	50	743	14.9	47t	5	---	---

ADDITIONAL CAREER STATISTICS

Special Teams Tackles: (1) - 2015 (1)

2016 GAME-BY-GAME STATISTICS

Date	Opp	W/L	GP/GS	RECEIVING					SNAPS	
				No	Yds	Avg	Lg	TD	No	Pct
Sep 11	Cle	W	1/0	2	14	7.0	9	0	25	32%
Sep 19	at Chi	W	1/1	2	18	9.0	9	0	33	46%
Sep 25	Pit	W	1/0	3	33	11.0	19	0	32	49%
Oct 9	at Det	L	1/1	3	43	14.3	26	0	32	52%
Oct 16	at Was	L	1/0	1	23	23.0	23	0	42	81%
Oct 23	Min	W	1/0	2	8	4.0	5t	1	28	48%
Oct 30	at Dal	L	1/1	5	55	11.0	14	0	51	65%
Nov 6	at NYG	L	1/1	0	0	---	--	0	49	65%
Nov 13	Atl									
Nov 20	at Sea									
Nov 28	GB									
Dec 4	at Cin									
Dec 11	Was									
Dec 18	at Bal									
Dec 22	NYG									
Jan 1	Dal									
Totals			8/4	18	194	10.8	26	1	292	54%

100-YARD RECEIVING GAMES (2)

Yds	Date	Opponent	Rec.	TDs
119	12/6/15	vs. Jacksonville (W)	5	1
113	12/20/15	at New England (L)	6	0

CAREER HIGHS

Receptions	6	12/20/15 at NE
Rec. Yards	119	12/6/15 vs. Jax.
Rec. Long	47t	12/6/15 vs. Jax.
Rec. TDs	1	5x - 10/23/16 vs. Min.



BIRDSEED - Cont.

- After bouncing in-and-out of several foster homes early in life, Dorial and his brother, Darnell, were officially adopted by his high school coach, John Beckham, and his wife, Tracy, on Dec. 30, 2009
- In the summer of 2016, Green-Beckham hosted Camp DGB at Hillcrest High School in his hometown of Springfield, MO. With the assistance of current Missouri State football players, Hillcrest H.S. football coaches and former Eagles and current New England Patriots TE Clay Harbor, Dorial helped provide instruction to 200 2nd-8th graders. He has plans to make Camp DGB an annual event

2015 HIGHLIGHTS (WITH TENNESSEE)

- Hauled in a 5-yard TD pass early in the fourth quarter at Ind. (1/3), while adding two catches for 21 yards
- Snared a career-high six receptions for a team-leading 113 receiving yards in a road contest at NE (12/20)
- In a road win at Jax. (12/6), led the team with 119 receiving yards - his first-career 100-yard receiving game - on five receptions. Punctuated a Titans victory with a 47-yard catch-and-run TD on the first play of the fourth quarter
- Registered two catches for 22 yards and a score vs. Ind. (9/27)
- Jumped up and snagged a catch in the end zone for his first-career TD reception at Cle. (9/20)
- Made his NFL debut in the season opener at TB (9/13)

COLLEGE HIGHLIGHTS

- Spent two seasons at the University of Missouri, where he recorded 87 receptions for 1,278 yards and 17 TDs, before transferring to the University of Oklahoma for the 2014 season
- Spent the 2014 season practicing with the University of Oklahoma football team, but did not play due to NCAA transfer rules
- Was named a second-team All-SEC honoree by the *Associated Press* as a sophomore in 2013, after compiling 59 catches for 883 yards and 12 touchdowns in 14 starts for the University of Missouri
- Tabbed as a 2012 honorable mention freshman All-American by *College Football News* in a debut campaign that saw him post 28 catches for 395 yards and a team-high five receiving TDs
- Majored in general studies at Oklahoma

PERSONAL

- Was a two-time first-team *USA Today* All-American at Hillcrest (MO) High School and was ranked by *Rivals.com* as the No. 1 overall prospect in the nation at any position
- Named the 2011 National Player of the Year by *Sports Illustrated*, *Parade Magazine* and *USA Today* after setting national prep records with 6,353 receiving yards and 75 TDs
- As a senior, totaled 119 receptions for 2,233 receiving yards and 24 TDs, which helped him garner national All-American and Parade All-American honors
- Heralded as the 2009-10 Gatorade Missouri Boys Track & Field Athlete of the Year, capturing the Class 4 state titles in the 100-m and triple jump
- Has 14 siblings (10 brothers and four sisters). Two of his brothers serve in the US Army
- Has a son, Drelyn
- Birth name is Dorial Isaiah Green



Height: 6-2
Weight: 220
Date Of Birth: May 16, 1994
Hometown: Honolulu, HI
HS: Kamehameha (Honolulu, HI)
College: Eastern Illinois
NFL Experience: Rookie
Acquired: W-NE-16
Draft Pick: D6a-16 (208th overall)
 by New England

VITALS

THREE-STEP DROP

Best player he has faced: Patriots TE Rob Gronkowski in practice
Hobbies: Surfing and going to the beach
If he could be any superhero he would be: The Incredible Hulk
Biggest Pet Peeve: Making plans with someone who doesn't follow through
Funniest Eagle: Lane Johnson
Favorite team/athletes growing up: 49ers, Randy Moss and Brian Dawkins
Favorite athletes now: Steph Curry, Lionel Messi
Favorite movies: *Horrible Bosses 1 and 2*, *Wedding Crashers*
Favorite TV show: *Shark Tank*
Favorite food: Hawaiian foods, especially Lau Lau [pig wrapped in luau leaf]
First jersey owned: Randy Moss (Vikings)

Kamu Grugier-Hill (pronounced KAH-moo GREW-jay HILL) was acquired by the Eagles off waivers from the New England Patriots on Sept. 4, 2016, following the 53-man roster cutdown. Originally a sixth-round draft choice of the Patriots in 2016, Grugier-Hill played in 49 games over his four-year career at Eastern Illinois and earned first-team Ohio Valley Conference accolades as a junior and senior. As a senior in 2015, he compiled 70 tackles (16.5 for a loss) and 6.5 sacks.

BIRDSEED

- Pre-game ritual consists of listening to country music until an hour and a half before kickoff and then listening to rap until warmups. Following warmups, he switches to EDM/house music until the team walks out of the tunnel for kickoff
- Became the 15th player in Eastern Illinois history to be selected in the NFL Draft and the first since QB Jimmy Garoppolo was picked by the New England Patriots in 2014. Also became just the third Panthers defender and the first Panthers LB to be drafted by an NFL club

2016 HIGHLIGHTS

- Tallied a special teams tackles at Was. (10/16)
- Recorded the first special teams tackles of his career in a win vs. Pit. (9/25)
- Made his first career tackle in the NFL when he dropped Browns RB Duke Johnson Jr. for a 6-yard loss on a fake punt vs. Cle. (9/11)

INJURY REPORT

- Rendered inactive in Week 8 at Dal (10/30) and Week 9 at NYG (11/6) due to a hamstring injury suffered vs. Min. (10/23)
- Sustained a hamstring injury in the second quarter vs. Min. (10/23) and did not return to the game

COLLEGE HIGHLIGHTS

- Played in 49 games (27 starts) for the Eastern Illinois Panthers and finished his career with 236 tackles (136 solo), nine sacks, six interceptions, nine passes defended, four forced fumbles and five fumble recoveries
- Made 10 starts as a senior in 2015 and was named first-team Ohio Valley Conference after compiling 70 tackles (50 solo) and a career-high 6.5 sacks. Also registered an interception and set a single-season career-high with three fumble recoveries
- Appeared in 12 games (11 starts) as a junior in 2014 and garnered first-team OVC accolades after leading the team with a career-high 97 tackles (47 solo). Also notched 1.5 sacks, two FFs, two FRs recoveries and three INTs. Was named the OVC Defensive Player of the Week after he compiled 19 tackles in a win at Tennessee Tech (11/1/14)
- Saw action in all 14 games as a sophomore in 2013 and made five starts. Compiled 42 tackles (24 solo), the first sack of his career, an interception, three passes defended and a forced fumble
- Played in all 12 games as a true freshman in 2012 and finished the year with 27 tackles (15 solo), an INT, four passes defended and a forced fumble



GRUGIER-HILL'S CAREER STATISTICS

Year	Team	GP/GS	TACKLES					PASS DEFENSE					FUMBLES			DEF SNAPS		ST		
			Total	Solo	Asst	TFL	Sacks	Int	Yards	Lg	TD	KD	FF	FR	Yards	Played	Pct			
2016	Philadelphia	6/0	1	1	0	0.0	0.0	0	0	--	0	0	0	0	0	0	0	1	0%	2
Totals		6/0	1	1	0	0.0	0.0	0	0	--	0	0	0	0	0	0	---	---	2	

2016 GAME-BY-GAME STATISTICS

Date	Opp	W/L	GP/GS	S	A	TT	Sac	Hur	Int	Yds	Lg	KD	FF	FR	Snaps	Pct
Sep 11	Cle	W	1/0	1	0	1	0.0	0	0	0	--	0	0	0	1	2%
Sep 19	at Chi	W	1/0	0	0	0	0.0	0	0	0	--	0	0	0	0	0%
Sep 25	Pit	W	1/0	0	0	0	0.0	0	0	0	--	0	0	0	0	0%
Oct 9	at Det	L	1/0	0	0	0	0.0	0	0	0	--	0	0	0	0	0%
Oct 16	at Was	L	1/0	0	0	0	0.0	0	0	0	--	0	0	0	0	0%
Oct 23	Min	W	1/0	0	0	0	0.0	0	0	0	--	0	0	0	0	0%
Oct 30	at Dal	L	0/0	INACTIVE (HAMSTRING)												
Nov 6	at NYG	L	0/0	INACTIVE (HAMSTRING)												
Nov 13	Atl															
Nov 20	at Sea															
Nov 28	GB															
Dec 4	at Cin															
Dec 11	Was															
Dec 18	at Bal															
Dec 22	NYG															
Jan 1	Dal															
Totals			6/0	1	0	1	0.0	0	0	0	--	0	0	0	1	0%

PERSONAL

- Son of Elina Grugier-Bell. Has three siblings: two older brothers and one older sister
- Earned his degree in kinesiology from Eastern Illinois
- Started playing football as a junior in high school. Began playing because one of his best friends suggested he come out for the team. Before he began playing football, he played soccer and volleyball. Started playing soccer at the age of 4
- Played safety and punter at Kamehameha High School in Honolulu, HI. Totaled 86 tackles and five sacks as a senior in 2011. Was named first-team All-Interscholastic League

INJURY HISTORY

- Rendered inactive in at Dal (10/30/16) due to a hamstring injury suffered vs. Min. (10/23/16)
- Sustained a hamstring injury in the second quarter vs. Min. (10/23/16) and did not return to the game

TRANSACTIONS

- 2016 Drafted by NE in 6th round
- 9/3/16 Waived by NE
- 9/4/16 Acquired off waivers by PHI



Height: 6-6

Weight: 305

Date Of Birth: February 22, 1991

Hometown: Tualatin, OR

HS: Tualatin

College: Oregon

NFL Experience: 3rd Year

Draft Pick: D5a-14 (141st overall) by Philadelphia

VITALS



COLLEGE ACCOLADES

2013: Second-team All-Pac-12

Joe Schaffeld Award winner

2012: Honorable Mention All-Pac-12

Joe Schaffeld Award winner

2011: Honorable Mention All-Pac-12

THREE-STEP DROP

If not playing football, would be: Working in the lumber industry with his dad

Hobbies: Fishing and hunting

First jobs: Mowing lawns for a landscaping company

Best player he has ever lined up against: Jason Peters in practice

If he could play another sport what team/position: Play on the PGA Tour

Funniest Eagle: Beau Allen. "Just look at him"

Actor that would play him in a movie: Tom Cruise

Favorite quote: "Never forget where you came from and what you represent"

Favorite movie: *Remember the Titans*

Favorite meal: Street tacos

A former standout at the University of Oregon, Taylor Hart was selected by the Eagles in the fifth round of the 2014 NFL Draft. A second-team All-Pac-12 Conference honoree as a senior, he finished the 2013 season with 64 tackles, six tackles for loss and three sacks. Hart was a first-team all-state selection at both offensive tackle and defensive end as a senior at Tualatin (OR) High School.

2016 HIGHLIGHTS (WITH SF/PHI)

- Appeared in one game with the 49ers, tallying two solo tackles vs. Ari. (10/6)

INJURY REPORT

- Following his return to the Eagles, was rendered inactive in back-to-back games with an ankle injury (10/30 at Dal.; 11/6 at NYG)

2015 HIGHLIGHTS

- Started his first-career game and notched four tackles at NE (12/6)
- Notched a career-best five tackles at Car. (10/25)
- Appeared in his first professional game at Atl. (9/14), recording one tackle

COLLEGE HIGHLIGHTS

- Won the Joe Schaffeld Award, given to the team's top DL, in both his junior and senior campaigns
- Earned second-team All-Pac-12 accolades as a senior captain in 2013 after finishing fourth on the team with 64 tackles, six tackles for loss, three sacks and three forced fumbles
- Garnered honorable mention All-Pac-12 Conference acclaim as well as league academic honors as a junior in 2012, collaring 36 tackles, 11 tackles for loss and a team-best eight sacks
- Was one of two 14-game starters on the defensive line as a sophomore and earned All-Pac-12 honorable mention honors, recording 44 tackles, three tackles for loss and 2.5 sacks
- Appeared in 13 games as a redshirt freshman in 2010
- Redshirted as a true freshman in 2009

PERSONAL

- Was a first-team all-state selection at both offensive tackle and defensive end as a senior at Tualatin (OR) High School
- Began playing football in the 3rd grade
- Son of Doug and Kathy Hart and has one younger brother, Connor. Doug works in the lumber industry
- He and his wife, Lauren, have a dog named Zeke. Zeke is a Labrador-Border Collie mix
- Earned his degree from Oregon in sociology with a minor in business
- Twitter: @TaylorHart66



HART'S CAREER STATISTICS

Year	Team	GP/GS	TACKLES					PASS DEFENSE					FUMBLES			DEF SNAPS			
			Total	Solo	Asst	TFL	Sacks	Int	Yards	Lg	TD	KD	FF	FR	Yards	Played	Pct		
2014	Philadelphia	0/0	0	0	0	0.0	0.0	0	0	--	0	0	0	0	0	0	0	0	0%
2015	Philadelphia	14/1	30	18	12	0.0	0.0	0	0	--	0	0	0	0	0	0	327	27%	
2016	San Francisco	1/0	2	2	0	0.0	0.0	0	0	--	0	0	0	0	0	0	20	4%	
	Philadelphia	0/0	0	0	0	0.0	0.0	0	0	--	0	0	0	0	0	0	0	0%	
	<i>Totals</i>	<i>1/0</i>	<i>2</i>	<i>2</i>	<i>0</i>	<i>0.0</i>	<i>0.0</i>	<i>0</i>	<i>0</i>	<i>--</i>	<i>0</i>	<i>0</i>	<i>0</i>	<i>0</i>	<i>0</i>	<i>0</i>	<i>20</i>	<i>2%</i>	
Totals		15/1	32	20	12	0.0	0.0	0	0	--	0	0	0	0	0	0	--	--	

2016 GAME-BY-GAME STATISTICS

Date	Opp	W/L	GP/GS	S	A	TT	Sac	Hur	KD	FF	FR	Snaps	Pct
Sep 12	LA	W											
Sep 18	at Car	L											
Sep 25	at Sea	L											
Oct 2	Dal	L											
Oct 6	Ari	L	1/0	2	0	2	0.0	0	0	0	0	20	31%
Oct 16	at Buf	L											
Oct 23	TB	L											
WAIVED BY 49ERS ON 10/22; SIGNED TO EAGLES 53-MAN ROSTER ON 10/24													
Oct 30	at Dal	L											
Nov 6	at NYG	L											
Nov 13	Atl												
Nov 20	at Sea												
Nov 28	GB												
Dec 4	at Cin												
Dec 11	Was												
Dec 18	at Bal												
Dec 22	NYG												
Jan 1	Dal												
Totals			1/0	2	0	2	0.0	0	0	0	0	20	4%

CAREER HIGHS

Tackles	5	(10/25/15 at Car.)
----------------	---	--------------------

INJURY HISTORY

- Was rendered inactive at NYJ (9/27/15) and at Was. (10/4/15) with a shoulder injury sustained vs. Dal. (9/20/15)

TRANSACTIONS

- 2014 Drafted by PHI in the 5th round...signed 4-year contract
- 9/4/16 Waived by PHI
- 9/5/16 Acquired off waivers by SF
- 10/22/16 Waived by SF
- 10/24/16 Acquired off waivers by PHI



Height: 6-1
Weight: 236
Date Of Birth: June 27, 1992
Hometown: Cincinnati, OH
HS: Lakota West
 (West Chester Township, OH)
College: Texas
NFL Experience: 2nd Year
Draft Pick: D3-15
 (84th overall) by Philadelphia

VITALS

IMPACT PLAYS BY DEFENSIVE ROOKIES IN 2015

- | | |
|------------------------|-------------|
| 1. Preston Smith, Was. | 12 (16 gms) |
| 2. Hau'oli Kikaha, NO | 9 (15 gms) |
| Marcus Peters, KC | 9 (16 gms) |
| 4. Kwon Alexander, TB | 8 (12 gms) |
| 5. Jordan Hicks, Phi. | 7 (8 gms) |
| Vic Beasley, Atl | 7 (16 gms) |

Impact Play = Sacks + Forced Fumbles + INTs +
Fumble Recoveries

2015 NFL LEADERS FUMBLE RECOVERIES

- | | |
|-------------------------|---|
| 1. Charles Woodson, Oak | 4 |
| Darrelle Revis, NYJ | 4 |
| 3. Jordan Hicks, Phi. | 3 |
| Von Miller, Den | 3 |
| Jacques Smith, TB | 3 |
| Bobby Wagner, Sea | 3 |
| Akeem Ayers, Stl | 3 |
| Courtney Upshaw, Bal | 3 |

THREE-STEP DROP

If he could play another sport, what team/position: Point guard, NY Knicks

Three favorite throwback jerseys: Michael Jordan, Bulls; Michael Jordan, UNC; Ronaldinho, F.C. Barcelona

First job: Worked for a real estate company during high school, taking photos of foreclosed homes

Talent he'd most like to have: To be multilingual

Biggest pet peeve: People chewing loudly

Favorite book: *Quiet Strength* by Tony Dungy

Favorite TV show: *The Fresh Prince of Bel-Air*

Favorite Movie: *Cool Runnings*



"Jordan, he's a guy who is kind of above his years. To me, it's not like he's a rookie ... He's a pretty smart guy. So it wasn't like he has some big learning curve to hurdle. He was ready to go from the start ... He came in calm. For me it was like playing with another veteran player because of how he approaches the game. He really, really impressed me a lot. Kid's gonna be a great player."

- Former Eagles LB DeMeco Ryans

One of the budding, young stars on the Eagles defense, rookie 3rd-round draft pick Jordan Hicks had his stellar rookie season derailed with a torn pectoral tendon suffered in the team's 8th game at Dallas. At the time of his injury, Hicks led the team with 54 tackles, led the NFL with three fumble recoveries, and led all NFL rookies with seven impact plays (2 INTs, 1 sack, 1 FF and 3 FR).

2016 HIGHLIGHTS

- Produced 7 tackles (6 solo), 1 INT and 1 pass break-up at NYG (11/6). Has registered INTs in back-to-back games for the first time in his career
- Against the Giants, became just the 5th linebacker since at least 1999 to have 4 INTs in his first 16 career games, joining Kiko Alonso, Odell Thurman, Nick Barnett and Brian Cushing
- Recorded his 1st INT of the season and 3rd of his two-year career at Dal. (10/30), while adding 10 tackles (7 solo) and 1 QB pressure
- Posted a season-high 12 tackles (6 solo), including 1 tackle for loss, in addition to 1 pass defensed in the 21-10 victory vs. Min. (10/23)
- Registered 8 tackles (6 solo), including 2 tackles for loss, at Was. (10/16)
- Totaled 3 tackles (2 solo), 2 pass break-ups and 1 QB pressure in the 34-3 win vs. Pit. (9/25)
- Notched the 4th fumble recovery of his NFL career following a sack-fumble by Destiny Vaeao in the *Monday Night Football* victory at Chi. (9/19)
- Logged 6 tackles (5 solo) and 1 pass defensed in the season-opening victory vs. Cle. (9/11)

BIRDSEED

- Credits his high school defensive coordinator, Carlton Gray, a former NFL safety, with "helping lay the foundation of my game. He taught me the game. When anyone says that I'm a smart player, it's because of his help"
- Born in Colorado Springs, CO, and lived in Indiana (ages 1-6) and South Carolina (ages 6-11) before moving to Ohio. Also played for two head coaches and four different defensive coordinators at Texas



HICKS' CAREER STATISTICS

Year	Team	GP/GS	TACKLES					PASS DEFENSE					FUMBLES			DEF SNAPS		ST
			Total	Solo	Asst	TFL	Sacks	Int	Yards	Lg	TD	KD	FF	FR	Yards	Played	Pct	
2015	Philadelphia	8/5	54	44	10	2	1.0	2	67	67t	1	0	1	3	11	453	75%	0
2016	Philadelphia	8/8	52	35	17	3	0.0	2	3	3	0	5	0	1	0	479	93%	0
Totals		16/13	106	79	27	5	1.0	4	70	67t	1	5	1	4	11	---	---	0

CAREER HIGHS

Tackles: 14 (9/27/15 at NYJ)	Interceptions: 1 (4 times) last 11/6/16 at NYG
Sacks: 1 (9/20/15 vs. Dal.)	Fumble Recoveries: 1 (4 times) last 9/19/16 at Chi.
Touchdowns: 1 (67-yard interception return at Dallas on 11/8/15)	

BIRDSEED - Cont.

- Reflected Hicks, "Change does not scare me and I don't take anything for granted. I also think I'm able to see the positives of every different situation I'm in whether I'm prepared or not. It's enhanced my confidence and humility all at the same time:
- Is the son of Scott Hicks and Kelly Justice. Scott is a high school basketball coach in Indianapolis. Has an older sister, Taylor, and three younger brothers, Scotty, Cameron and Ethan

PERSONAL - Cont.

- Was born in Colorado Springs, CO, and lived in Indiana (ages 1-6) and South Carolina (ages 6-11) before moving to Ohio
- Was a three-year starter at Lakota West HS (OH) and earned numerous accolades including the Butkus Award (2009), given annually to the nation's best linebacker, and Gatorade's Ohio High School Football Player of the Year (2009)
- Also lettered in basketball, serving as a team captain as a senior. Holds the district record for most varsity basketball games played in a career with 87 and set district record for steals in a career with 170
- Graduated from Texas with a degree in sport management in 2013 and is pursuing a master's degree in advertising
- Lists beating Texas A&M in 2011 in the final meeting between the two rivals as his favorite sports moment. Texas won on a last-second field goal
- Hobbies include playing video games, especially FIFA and NBA2K as his favorite hobbies, as well as playing basketball and hanging out with friends by the lake in Austin, TX
- Twitter: @JordanHicks

2016 GAME-BY-GAME STATISTICS

Date	Opp	W/L	GP/GS	S	A	TT	Sac	Hur	Int	Yds	Lg	KD	FF	FR	Snaps	Pct
Sep 11	Cle	W	1/1	5	1	6	0.0	0	0	--	--	1	0	0	51	100%
Sep 19	at Chi	W	1/1	1	0	1	0.0	0	0	--	--	0	0	1	39	75%
Sep 25	Pit	W	1/1	2	1	3	0.0	1	0	--	--	2	0	0	49	82%
Oct 9	at Det	L	1/1	3	2	5	0.0	0	0	--	--	0	0	0	48	79%
Oct 16	at Was	L	1/1	6	2	8	0.0	0	0	--	--	0	0	0	74	100%
Oct 23	Min	W	1/1	6	6	12	0.0	0	0	--	--	1	0	0	76	100%
Oct 30	at Dal	L	1/1	7	3	10	0.0	1	1	0	0	0	0	0	78	100%
Nov 6	at NYG	L	1/1	5	2	7	0.0	0	1	3	3	1	0	0	64	100%
Nov 13	Atl															
Nov 20	at Sea															
Nov 28	GB															
Dec 4	at Cin															
Dec 11	Was															
Dec 18	at Bal															
Dec 22	NYG															
Jan 1	Dal															
Totals			8/8	35	17	52	0.0	2	2	3	3	5	0	1	479	93%

2015 HIGHLIGHTS

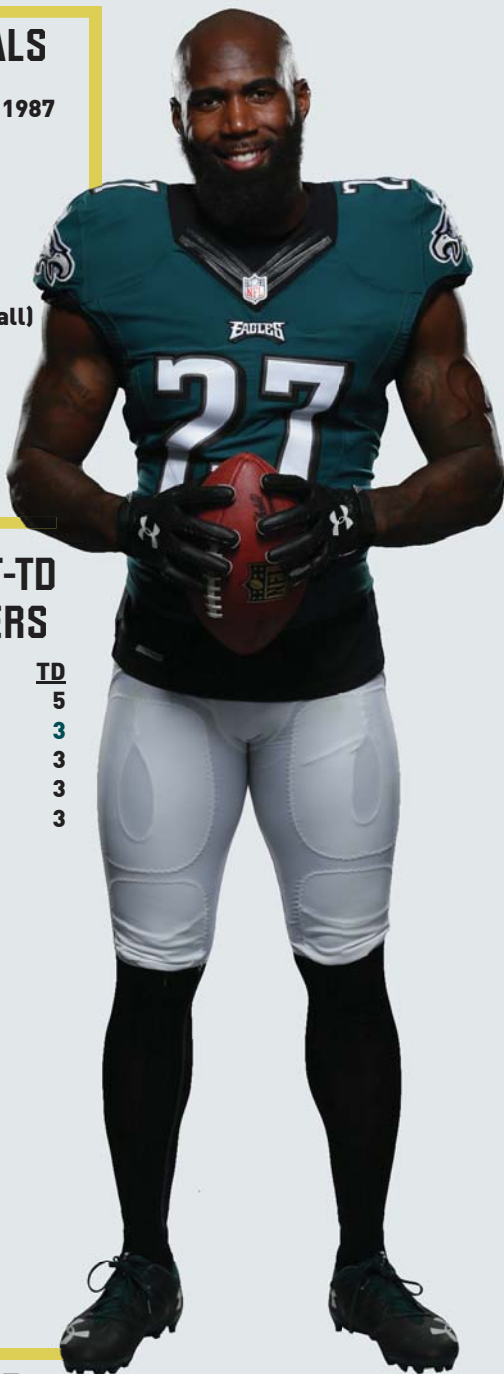
- **Last NFL player with opponents fumble recovery in 3 consecutive games:** Jordan Hill 2014
- **Last NFL rookie with opponents fumble recovery in 3 consecutive games:** Jack Del Rio 1985
- **Last Eagle with opponents fumble recovery in 3 consecutive games:** Byron Evans 1993
- **Last Eagles rookie with 3 opponents fumble recoveries in a season:** Michael Lewis 2002
- **Last Eagles rookie linebacker with 3 opponents fumble recoveries in a season:** Ray Farmer 1996
- At Dal. (11/8), returned an interception of Matt Cassell 67 yards for a TD, his first since he played RB as a high school senior. It was the longest by an Eagles LB since Shawn Barber had an 80-yard return at Dallas in 2002 and was the first by an Eagle rookie since 1969 (Bill Bradley)

- Recovered a fumble by Drew Brees forced by Fletcher Cox vs. NO (10/11). It was the third consecutive game that he recovered a fumble:
- Recovered a fumble at Was. (10/4) that led to a TD and notched 7 tackles
- In his first NFL start at NYJ (9/27), logged a team-high 14 tackles, while also intercepting a Ryan Fitzpatrick pass in the 4th qtr. and scooping up a fumble by Brandon Marshall
- His INT at NYJ (9/27) was the first by an Eagles rookie linebacker since Stewart Bradley in 2009
- Pressed into his first action on defense for the first time in his NFL career due to injuries to Mychal Kendricks and Kiko Alonso vs. Dal (9/20), played in 54 snaps and sacked and forced a fumble of Tony Romo as part of a 7-tackle performance



Height: 6-0
Weight: 204
Date Of Birth: December 20, 1987
Hometown: Piscataway, NJ
HS: Piscataway
College: Ohio State
NFL Experience: 8th Year
Acquired: FA (NO) 2014
Draft Pick: D1-09 (14th overall)
 by New Orleans

VITALS



FRANCHISE INT-TD CAREER LEADERS

Player	TD
1. Eric Allen	5
2t. Malcolm Jenkins	3
Sheldon Brown	3
Lito Sheppard	3
Joe Scarpati	3

THREE-STEP DROP

If he could play another sport what team/position: Anchor for the United States Olympic track team in the 4x4 relay

First jersey: Terrell Davis, Denver Broncos

First job: Working in the township parks department in high school

Best player he has lined up against: Calvin Johnson

Three favorite throwback jerseys: Joe Namath, Jets; Sean Taylor, Redskins; Michael Jordan, UNC

Favorite team/athlete growing up: Denver Broncos/Ray Lewis

Pet peeve: Wasting time

Favorite movie: *School Daze*

Pro Bowl: 2016

As a true student of the game, a dynamic playmaker from the safety position, and a tireless philanthropist in the community, Malcolm Jenkins is a pillar in the Eagles locker room. He posted career and team highs in tackles (120), passes defended (15) and forced fumbles (3) in 2015, en route to his first trip to the Pro Bowl. Jenkins signed a three-year contract with the Eagles on the first day of free agency in 2014 and provided instant veteran leadership on the team's defensive unit. Originally a first-round draft pick (14th overall) of the Saints in 2009 out of Ohio State, Jenkins was a two-time defensive team captain during his time in New Orleans. The seven-year veteran launched the Malcolm Jenkins Foundation in 2010 in an effort to enhance the lives of children in under-served communities.

CAREER HIGHLIGHTS

- After picking off Redskins QB Kirk Cousins at Was. (10/16/16) and returning it 64 yards for the TD, became the first player in Eagles history to record an INT-TD in three consecutive seasons
- Earned his first trip to the Pro Bowl in 2015 after registering career and team highs in tackles (120), passes defended (15) and forced fumbles (3)
- Recorded his 4th career interception for a touchdown and his second as an Eagle when he returned a 99-yard interception to the end zone off of Patriots QB Tom Brady at NE (12/6/15). It tied for the third-longest in team history and was the longest since Lito Sheppard's 102-yarder vs. Dal. (10/8/06). He also became the fourth Eagle and the first safety in team history with a pick-six in back-to-back years (Sheldon Brown, Joe Lavender, Jim Nettles)
- Became the first Eagles safety since Brian Dawkins in 2004 to record an interception in three consecutive games after picking off Colin Kaepernick at SF (9/28/14) and returning it 53 yards for a score
- Voted a two-time defensive team captain by his New Orleans teammates in 2012 and 2013
- Named to the 2011 USA Football All-Fundamentals Team and earned the Saints Man of the Year award
- In 2010, named *Associated Press* 2nd-team All-Pro
- Became the first Saints defender since 2001 to earn NFC Defensive Player of the Week honors when he did so in Weeks 12 and 14 during the 2010 season
- Picked off Rams QB Sam Bradford twice in Saints territory, one of which he returned for a 96-yard touchdown in a win vs. StL (12/12/10)

BIRDSEED

- Credits many for helping him get to where he is today, but he singled out three people: his father, Lee Jenkins; his high school football and track coach, Larry Lester; and his college coach Jim Tressel. "My father's best advice was 'You don't know what you don't know,' meaning you constantly need to learn more. Larry Lester taught me how to prepare and how to train. We'd sometimes be the only two people on the field on a weekend, just trying to get myself better. And Coach Tressel taught me about integrity and how to be a pro before I even became a pro"



BIRDSEED - Cont.

- After reading *The Zombie Survival Guide* by Max Brooks, Jenkins began collecting an array of different survival tools in what he describes as “a half-hearted attempt at doomsday prepping.” Also names AMC’s *The Walking Dead* as his favorite TV show
- In 2016, Jenkins participated in a NFL version of *Celebrity Family Feud* hosted by Steve Harvey, which aired on July 3. Jenkins and the rest of the NFC defense defeated the AFC offense and collected \$25,000 for Got Your 6 charity in the Fast Money round thanks to Jenkins’ impressive 152-point effort



- Was a high school teammate of Kyle Wilson and Anthony Davis, all of whom went on to be first-round draft choices
- Active in the New Orleans community, was recognized in 2013 with the John Wooten Professional Leadership Award for devoting his time and serving as a leader on and off the field
- In 2012, earned the Jesse Owens Influential Athlete Award by the Ohio State Alumni Association. This award acknowledges “an African-American alumnus and former student-athlete who exemplifies great character and talent, demonstrates exceptional professional success and continues to reflect the highest qualities of a consummate athlete and humanitarian”
- His wife, Morrissa, recently started a company called Meaux Moisture (meauxmoisture.com) which sells all-natural body care products. “I use her products on my beard,” says Jenkins. “I give all the credit for my beard to my wife”

2016 HIGHLIGHTS

- Is ranked second on the team in total tackles (53) and tied for second in passes defended (8)
- Recovered a fumble in the first quarter vs. Min. (10/23) after DE Connor Barwin sacked Vikings QB Sam Bradford and stripped the ball loose in Eagles territory
- In his 100th career start, intercepted a pass from Redskins QB Kirk Cousins, which he returned 64 yards for a TD at Was. (10/16). In doing so, he became the first player in Eagles history to record an INT-TD in three straight seasons
- Sacked Bears QB Jay Cutler for a 10-yard loss on the second play of the game in a 29-14 Monday night victory at Chi. (9/19)




THEMALCOLMJENKINSFOUNDATION.ORG

Launched in 2010, the Malcolm Jenkins Foundation aims to provide resources, experiences and opportunities for the underserved youth. The organization’s goal is to inspire and create positive change in the lives of children. Said Jenkins, “For as much as I have been given in life, I feel obligated to give children the guidance, experience and an opportunity. And then watch them take off.” For more info, log onto TheMalcolmJenkinsFoundation.org

HUMBLE BEGINNINGS

For a player who won a Super Bowl and played in a Pro Bowl, his career did not exactly begin in a blaze of glory. Jenkins was originally a nine-year old, back-up guard for the Piscataway Braves of his Pop Warner squad in New Jersey. Jenkins recalled that he played just seven plays per game that was mandatory for all players in that league. “All I remember is that I got my 7 plays in and from there it was a race to get the free hot dog.”



STYLIN' IN THE SECONDARY

Jenkins has fully immersed himself in the world of fashion and, more specifically, the bow tie. At the suggestion from his wife, Morrissa, Jenkins launched his own company, Rock Avenue Bow Ties, which specializes in the design and creation of neck wear and pocket squares and encourages self expression in its customers. For more information on Rock Avenue, visit rockavenuebowties.com.



PERSONAL

- Married to his wife, Morrissa, and has one daughter, Elle. Malcolm and Morrissa met on Facebook while he was a senior at Ohio State. “She was at Southern Miss, so we talked on Facebook for a while and I just happened to get drafted by the Saints. New Orleans was only an hour and ten minutes from where she was in Hattiesburg, so we started hanging out and the rest is history.”
- Son of Willie Lee and Gwendolyn V. Jenkins. His dad is a software engineer for Comcast and his mom is the president of The Malcolm Jenkins Foundation
- Attended Piscataway (NJ) High School where he led the team to three-consecutive state titles playing wide receiver and defensive back. Also was an All-State and All-American selection as a senior
- Excelled at track and field, where he won the state title in the 400-meter dash as a junior
- Was a leader in the Omega Psi Phi fraternity at Ohio State, graduating with a bachelor’s degree in communications
- Twitter: @MalcolmJenkins; Instagram: malcolmjenkins27



2016 GAME-BY-GAME STATISTICS

Date	Opp	W/L	GP/GS	S	A	TT	Sac	Hur	Int	Yds	Lg	KD	FF	FR	Snaps	Pct
Sep 11	Cle	W	1/1	2	2	4	0.0	0	0	0	--	1	0	0	51	98%
Sep 19	at Chi	W	1/1	3	1	4	1.0	0	0	0	--	1	0	0	52	100%
Sep 25	Pit	W	1/1	4	3	7	0.0	0	0	0	--	3	0	0	60	100%
Oct 9	at Det	L	1/1	3	4	7	0.0	0	0	0	--	0	0	0	61	100%
Oct 16	at Was	L	1/1	7	1	8	0.0	0	1	64	64t	1	0	0	74	100%
Oct 23	Min	W	1/1	6	1	7	0.0	2	0	0	--	1	0	1	76	100%
Oct 30	at Dal	L	1/1	9	1	10	0.0	0	0	0	--	0	0	0	78	100%
Nov 6	at NYG	L	1/1	3	3	6	0.0	0	0	0	--	1	0	0	64	100%
Nov 13	Atl															
Nov 20	at Sea															
Nov 28	GB															
Dec 4	at Cin															
Dec 11	Was															
Dec 18	at Bal															
Dec 22	NYG															
Jan 1	Dal															
Totals			8/8	37	16	53	1.0	2	1	64	64t	8	0	1	516	100%



JENKINS' CAREER STATISTICS

Year	Team	GP/GS	TACKLES					PASS DEFENSE					FUMBLES			DEF SNAPS		ST
			Total	Solo	Asst	TFL	Sacks	Int	Yards	Lg	TD	KD	FF	FR	Yards	Played	Pct	
2009	New Orleans	14/6	55	49	6	NA	0.0	1	14	14	0	4	0	0	0	NA	NA	9
2010	New Orleans	15/15	64	54	10	NA	1.0	2	105	96t	1	12	1	2	0	NA	NA	4
2011	New Orleans	15/15	77	63	14	NA	1.0	0	0	--	0	9	1	1	30	NA	NA	0
2012	New Orleans	13/13	94	65	29	NA	0.0	1	55	55t	1	7	0	0	0	873	77%	0
2013	New Orleans	14/14	68	44	24	NA	2.5	2	35	31	0	6	2	0	0	819	84%	1
2014	Philadelphia	16/16	113	68	45	3.0	0.0	3	67	53t	1	14	0	1	0	1153	100%	4
2015	Philadelphia	16/16	120	92	28	13.0	0.0	2	99	99t	1	15	3	1	0	1214	100%	9
2016	Philadelphia	8/8	53	37	16	2.0	1.0	1	64	64t	0	8	0	1	0	516	100%	1
Totals		111/103	644	472	172	18.0	5.5	12	439	99t	4	75	7	6	30	---	---	28

PLAYOFFS

2009	New Orleans	2/0	5	5	0		0.0	0	0	--	0	1	0	0	0	NA	NA	0
2010	New Orleans	0/0	INJURED RESERVE (HAMSTRING)															
2011	New Orleans	2/2	13	12	1		1.0	0	0	--	0	1	0	0	0	NA	NA	0
2013	New Orleans	2/2	8	4	4		0.0	0	0	--	0	0	0	0	0	118	100%	0
Totals		6/4	26	21	5		1.0	0	0	--	0	2	0	0	0	---	---	0

ADDITIONAL CAREER STATISTICS

Blocked Field Goals: (1) - 2012 (vs. SF - 11/25 [David Akers])

Special Teams Forced Fumbles: (3) - 2014 (1), 2009 (2)

Special Teams Fumble Recoveries: (1) - 2009 (1)

CAREER HIGHS

Tackles	13	(11/5/12 vs. Phi.)
INTs	2	(12/12/10 vs. StL)
INT Long	99t	(12/6/15 at NE)
Sacks	1.5	(10/13/13 at NE)

TOUCHDOWNS (6)

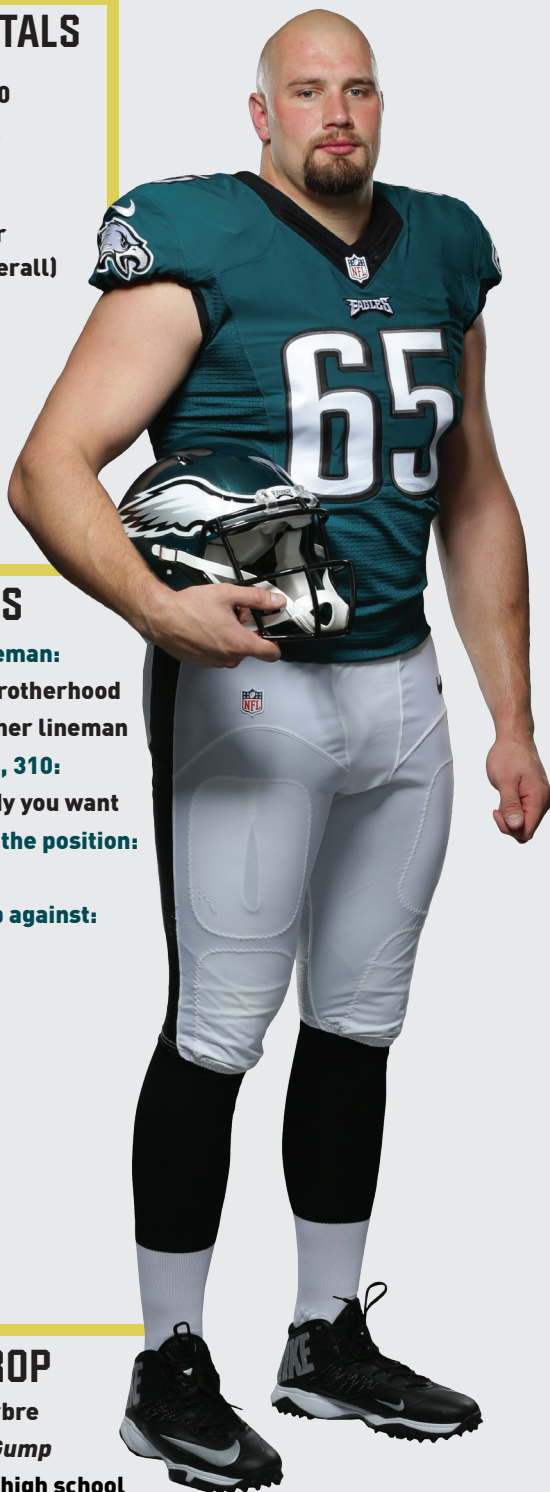
Touchdown	Date	Opponent
64-yd Int. ret.	10/16/16	at Was. (Kirk Cousins)
99-yd Int. ret.	12/6/15	at NE (QB Tom Brady)
96-yd Int. ret.	12/12/10	vs. StL (QB S. Bradford)
55-yd Int. ret.	11/18/12	at Oak. (QB C. Palmer)
53-yd Int. ret.	9/28/14	at SF (QB C. Kaepernick)
30-yd Fum. ret.	12/26/11	vs. Atl. (WR J. Jones)

MULTI-INT GAMES (1)

INTs	Date	Opponent	Quarterback
2	12/12/10	vs. StL (W)	Sam Bradford



VITALS
Height: 6-6
Weight: 317
Date Of Birth: May 8, 1990
Hometown: Groveton, TX
HS: Groveton
College: Oklahoma
NFL Experience: 4th Year
Draft Pick: D1-13 (4th overall)
 by Philadelphia



IN THE TRENCHES

Best part of being an o-lineman:

Being physical and the brotherhood that exists among the other linemen

Worst part about being 6-6, 310:

Not having the beach body you want

Most underrated aspect of the position:

Athleticism

Best player he has lined up against:

Dwight Freeney

THREE-STEP DROP

Funniest Eagle: Allen Barbre

Favorite movie: *Forrest Gump*

First job: Grave digger in high school

Favorite TV show: *Impractical Jokers*

Biggest pet peeve: Drivers that take a long time to make a turn

Hobbies: Hunting and fishing

Favorite teams/athletes growing up: Green Bay Packers, Houston Rockets and Brett Favre

Three favorite throwback jerseys: Hakeem Olajuwon, Rockets; Michael Vick, Falcons; Bo Jackson, Raiders

If he could play another sport, what position/team: Small forward, Rockets

A physically gifted athlete who played collegiately as a quarterback, tight end and defensive lineman before transitioning to the offensive line in 2011 at Oklahoma, Johnson was drafted by the Eagles with the 4th-overall selection in the 2013 NFL Draft. After starting all 45 games that he has played in his three-year career (including playoffs), Johnson signed a new six-year contract during the 2016 offseason.

2015 HIGHLIGHTS

- Started all 16 games for the Eagles, opening 14 contests at RT and making his first two career starts at LT at Dal. (11/8) and vs. Mia. (11/15)

BIRDSEED

- Spends part of his offseason working out in Southern California at MMA Athletics, a program founded by MMA legend Randy Couture and FOX NFL insider Jay Glazer. "It helped me become tougher, mentally"
- Credits his mother, Ray Ann, for being where he is today. "She was a single mother and she raised me by herself. She didn't have a lot, but she made sure I was happy." Ray Ann has a degree in criminal justice and works as a social worker with death-row inmates at a prison in Riverside, TX. Lane was proud to purchase his mother a new home in 2014.
- Did not receive a single college football offer out of high school. "That left me with a bitter taste in my mouth and a chip on my shoulder. It motivated me then and still does to this day"
- His graduating class from Groveton (TX) High School consisted of a total of 35 students. In fact, Groveton's listed population in 2010 was just 1,057
- Leans on the advice of his father-in-law, John Goodman, who played defensive line for the Pittsburgh Steelers from 1981-85. "He's been a mentor to me. He's been in my shoes; been there, done that. He's taught me how to best work through adversity and the tough times"
- Before transferring to Oklahoma, played one year for head coach J.J. Eckert at Kilgore (TX) College. Eckert on Johnson's progression: "One day we were in a goal-line drill and we were short a tight end due to injuries and we have this big monster (Lane) sitting right next to us. We said, 'Could you go play tight end on this play? Just run through the C-gap and if you see someone, just hit 'em.' Well, he pancaked a linebacker and Division I college coaches were there and his stock went high basically just on one play in a goal-line drill."

PERSONAL

- He and his wife, Chelsea, reside in Edmond, OK. They have a son, Jace; a daughter, Journey Layne; and a dog, Mox
- Played quarterback and safety at Groveton (TX) HS, where he was an all-region and honorable mention all-state selection. Groveton also produced former Oilers/Titans and Falcons RB Rodney Thomas



JOHNSON'S CAREER SERVICE

Regular Season			Playoffs		
Year	Team	GP/GS	Year	Team	GP/GS
2013	Philadelphia	16/16	2013	Philadelphia	1/1
2014	Philadelphia	12/12	Totals		1/1
2015	Philadelphia	16/16	Starts by position: 2013: 16 at RT;		
2016	Philadelphia	4/4	2014: 12 at RT; 2015: 14 at RT, 2		
Totals		48/48	at LT; 2016: 4 at RT		
First NFL game/start: 9/9/13 at Was.					

PERSONAL - Cont.

- Also lettered in track and field, as he placed fourth in the shot put at the state's track championships; in baseball, as a pitcher and first baseman; and in basketball
- Began playing football in the 7th grade as a quarterback for the Coldspring Trojans
- Majored in human relations
- Twitter: @LaneJohnson65

2014 HIGHLIGHTS

- Started 12 games at right tackle and helped pave the way for the NFL's third-leading rusher, LeSean McCoy, while giving up just one sack

2013 HIGHLIGHTS

- Made his NFL debut at Was. (9/9) and became the first rookie offensive lineman to start at tackle on opening day for the Eagles since John Welbourn in 1999
- Was part of an offensive line that helped block for the NFL's leading rusher, LeSean McCoy, who finished with a franchise-best 1,607 yards
- Helped the Eagles set a then-team record with 442 points scored and 6,676 total net yards

COLLEGE HIGHLIGHTS

- As a senior in 2012, started 11 games at left tackle and garnered third-team All-America accolades from CBSSports.com and second-team All-Big 12 honors from the conference's coaches. Anchored a Sooner offense that ranked 12th in the nation with 497.9 yards per game and registered a team-best 123 knockdowns. Also led the Big 12 with 19 TD-resulting blocks
- Was a two-time Academic All-Big 12 first-team honoree
- Started 12 games at right tackle as a junior in 2011 as the Sooners ranked 10th in the nation in scoring (39.5 ppg), fifth in offense (512.3 ypg) and fifth in passing (349.4 ypg) while allowing the seventh-fewest sacks in the nation (11)

LIFE IN THE FAST LANE

Johnson did not start playing football until the 7th grade when he was a quarterback for his middle school squad in Coldspring, TX. He earned all-state honors as a QB in high school, but did not receive a scholarship offer. He began his college career at Kilgore (TX) College, where, at 202 pounds, he quarterbacked the Rangers in 2008 (pictured). After transferring to Oklahoma as a tight end in 2009, he redshirted for one year before playing tight end and defensive end in 2010. He finally settled in as a right offensive tackle in 2011 before moving to the left side in 2012



- Began his sophomore season of 2010 as a tight end before converting to a defensive lineman
- Redshirted in 2009 after transferring from Kilgore (TX) College
- Appeared in nine games as a reserve quarterback at Kilgore, completing 32 of 61 passes for 510 yards, three touchdowns and seven interceptions, while adding 24 yards and a touchdown on 17 carries

TRANSACTIONS

- 2013 Drafted by PHI in 1st round (4th overall) ... signed 4-year contract
- 7/23/14 Suspended by NFL for 4 games
- 9/29/14 Activated from reserve/suspended list
- 1/29/16 Signed 6-year contract through 2021
- 10/11/16 Suspended by NFL for 10 games



Height: 6-2
Weight: 221
Date Of Birth: July 5, 1980
Hometown: Baton Rouge, LA
HS: Baton Rouge Catholic
College: LSU
NFL Experience: 13th year
Acquired: FA (Hou) 2013
Draft Pick: D7-04 (224th overall)
 by Seattle

VITALS

EAGLES PUNTING RECORDS

GROSS AVERAGE - CAREER*

1. Donnie Jones	45.3
2. Joe Muha	43.0
3. Sav Rocca	42.9

NET AVERAGE - CAREER*

1. Donnie Jones	40.3
2. Sav Rocca	37.6
3. Dirk Johnson	36.0

PUNTS INSIDE 20 - CAREER^

1. Donnie Jones	108
2. Jeff Feagles	106
3. Sav Rocca	102
4. Sean Landeta	96

GROSS AVERAGE - SEASON*

1. Joe Muha, 1948	47.3
2. Donnie Jones, 2015	47.0
3. Mat McBriar, 2012	46.6
4. Donnie Jones, 2013	44.9

NET AVERAGE - SEASON*

1. Donnie Jones, 2015	41.6
2. Donnie Jones, 2013	40.5
3. Sav Rocca, 2010	39.0
4. Donnie Jones, 2014	38.9

* Min. 100 punts

^ Became official stat in 1976



THREE-STEP DROP

Actor that would play him in a movie: Will Ferrell in a comedy and Robert De Niro in a drama

First job: Working in the Chicken Shack at Blue Bayou, a water park in Baton Rouge

Career if not in football: Working at a brokerage firm

Favorite movie: *The Shawshank Redemption*

Favorite TV show: Shows on HGTV and the *Real Housewives* series

Favorite meal: Cajun Creole food, red beans and rice, fried catfish

Favorite musician: Kenny Chesney, Eric Church

Favorite place to visit: Cabo San Lucas

A veteran of 13 NFL seasons, Donnie Jones signed a three-year deal with the Eagles following the 2013 season after proving to be a difference maker on special teams. In just three-plus seasons, Jones has solidified himself as the top punter in franchise history in terms of both gross and net punting average. Jones was originally drafted by the Seattle Seahawks in the seventh round of the 2004 NFL Draft and went on to become a two-time All-Pro selection with St. Louis from 2008-09.

CAREER HIGHLIGHTS

- Jones is the top punter in Eagles history in terms of gross average, net average, and punts inside the 20
- Has played in 184 consecutive games, which stands as the fifth-longest active streak in the NFL. The four players ahead of Jones in that category include Texans P Shane Lechler (230), Cowboys TE Jason Witten (211), Browns P Andy Lee (200) and Giants QB Eli Manning (191)
- One of only seven players in NFL history to record a 50.0 gross avg. in a season, accomplishing the feat in 2008 with St. Louis
- Garnered second-team All-Pro honors in both 2008 and 2009 while with the Rams and was also selected to the 2008 *USA Today* All-Joe team
- Set Texans' team records with a gross average of 47.2 yards and a net of 40.5 yards during his lone season with Houston in 2012
- Holds Rams' franchise records in punts, gross avg. and net avg.

2016 HIGHLIGHTS

- Landed two punts inside the 20-yard line at Dal. (10/30), moving past Jeff Feagles (106) and setting the Eagles record
- Booted a 72-yard punt vs. Cle (9/11), the second longest of his career. Also landed three punts inside the 20-yard line, moving into third on the team's all-time list in that category with 99

BIRDSEED

- Enjoys golfing in his spare time and plays four to five times a week during the offseason. If he could have one talent, he would love to be able to play professionally. "I'd like to be a really good golfer and play on the PGA tour," said Jones. "I'm not bad. I have my good days and my bad, but I love it"
- Has had the opportunity to play two of the most prestigious golf courses in the world - Merion and Pine Valley. Says his ideal foursome to play a round with would be himself, Arnold Palmer, Jack Nicklaus and Tiger Woods
- **Favorite part of playing football:** "The relationships," said Jones. "The people you meet, the guys you play with. Football is such a great team sport and it's about everybody coming together and working towards a common goal of winning"



JONES' CAREER STATISTICS														
Year	Team	GP	No	Yds	Avg	OppRet	Yards	TB	NetYds	NetAvg	In20	Lg	Blk	STT
2004	Seattle	6	26	988	38.0	11	79	2	869	32.2	6	51	1	1
2005	Miami	16	88	3,827	43.5	46	227	7	3,460	39.3	31	63	0	3
2006	Miami	16	85	3,640	42.8	49	367	10	3,073	35.7	28	64	1	1
2007	St. Louis	16	78	3,684	47.2	48	437	9	3,067	39.3	18	80	0	0
2008	St. Louis	16	82	4,100	50.0	57	590	7	3,370	41.1	20	68	0	2
2009	St. Louis	16	90	4,212	46.8	41	260	10	3,752	41.7	34	63	0	1
2010	St. Louis	16	94	4,276	45.5	45	435	4	3,761	40.0	32	63	0	1
2011	St. Louis	16	105	4,652	44.3	45	552	9	3,920	37.0	29	65	1	2
2012	Houston	16	88	4,150	47.2	48	483	5	3,567	40.5	28	66	0	2
2013	Philadelphia	16	82	3,681	44.9	28	223	5	3,358	40.5	33	70	1	1
2014	Philadelphia	16	76	3,331	43.8	29	238	7	2,953	38.9	34	68	0	0
2015	Philadelphia	16	86	4,038	47.0	42	215	8	3,663	41.6	29	60	2	0
2016	Philadelphia	8	36	1,632	45.3	10	119	4	1,433	39.8	12	72	0	0
Totals		190	1,016	46,211	45.5	499	4,225	87	40,225	39.4	334	80	6	14
PLAYOFFS														
2012	Houston	2	8	308	38.5	4	12	1	276	34.5	3	48	0	0
2013	Philadelphia	1	5	244	48.8	3	31	1	193	38.6	1	55	0	0
Totals		3	13	552	42.5	7	43	2	469	36.1	4	55	0	0

CAREER HIGHS		
Punts	11	1/3/10 vs. SF
Yards	551	1/3/10 vs. SF
Long	80	10/21/07 at Sea.
Inside 20	7	12/1/13 vs. Ari.
Gross avg.	56.3	11/22/09 vs. Ari.
Net avg.	52.3	12/14/14 vs. Dal.

ADDITIONAL CAREER STATS	
Passing	2008 (1-0-0)
Rushing	3-9; 2005 (1-0), 2006 (1-0), 2011 (1-9)
Fumbles	2006 (1)
Kickoffs	4-230; 2004 (1-54), 2005 (1-55), 2009 (1-63), 2012 (1-58)

2016 GAME-BY-GAME STATISTICS										
Date	Opp	W/L	No	Yds	Avg	Net	TB	In20	Lg	Blk
Sep 11	Cle	W	6	295	49.2	39.2	3	3	72	0
Sep 19	at Chi	W	5	218	43.6	30.6	0	1	55	0
Sep 25	Pit	W	4	165	41.3	40.5	0	1	47	0
Oct 9	at Det	L	2	76	38.0	38.0	0	0	42	0
Oct 16	at Was	L	6	266	44.3	42.2	0	3	55	0
Oct 23	Min	W	4	202	50.5	43.3	1	1	60	0
Oct 30	at Dal	L	6	296	45.2	39.5	0	2	62	0
Nov 6	at NYG	L	3	141	47.0	43.7	0	1	48	0
Nov 13	Atl									
Nov 20	at Sea									
Nov 28	GB									
Dec 4	at Cin									
Dec 11	Was									
Dec 18	at Bal									
Dec 22	NYG									
Jan 1	Dal									
Totals			36	1632	45.3	39.8	4	12	72	0

PERSONAL

- **Greatest love besides football:** "Definitely my family," Jones said. "That's something that's very important to me, especially when you have kids. It's so important to be that positive influence for them. I love being able to spend time with them away from football, whether it's going to their games or on vacations with the whole family. It's great to be able to spend quality time with them and help create memories that our kids will have for forever"
- Nickname: Donnie Longball. Was given to him by teammate Connor Barwin
- He and his wife, Aubrie, have a son, Weston, a daughter, Addison, and also have one dog, a poodle named Rilie
- Earned all-state and all-district honors as a senior at Catholic High School in Baton Rouge, LA
- Averaged 43.4 yards per punt on a team that reached the Class 5A semifinals
- Also threw the javelin and participated in the high jump in high school
- Says the last time he scored a touchdown was in 1998
- Favorite restaurant in Philly: Nick's Roast Beef
- Favorite team growing up: LSU Tigers
- Son of Don and Amanda Jones and has a sister, Mandy
- Graduated from LSU with a degree in finance
- Resides in Baton Rouge during the offseason



VITALS

Height: 6-3
Weight: 295
Date Of Birth: November 5, 1987
Hometown: Cleveland, OH
HS: Cleveland Heights
College: Cincinnati
NFL Experience: 6th Year
Draft Pick: D6a-11 (191st overall) by Philadelphia

IN THE TRENCHES

Favorite O-lineman:

Lou Groza

Most underrated attribute of playing O-line:

Intelligence

Most memorable block:

“Snow Bowl vs. Detroit.

The entire offensive line pushed the Lions defense into the end zone on a QB sneak.”

THREE-STEP DROP

In any other sport, what position would you play and what team:

Center for the Philadelphia Flyers

Three must-haves on a deserted island: Duct tape, lighter, fishing pole

Three favorite throwbacks jerseys: Chuck Bednarik, Eagles; Jim Brown, Browns; Wayne Gretzky, Oilers

Pregame ritual: Listen to Christmas music and comb my beard

Favorite movies: *The Big Lebowski*, *The Last Gladiators*

First job: Working at a youth ice hockey camp at 14 years old

First football team: Roxboro Rockets in the 7th grade. Played LB and FB

Pro Bowls: 2015

“*He’s the conductor of the whole band. It’s a pleasure to coach him. He does it all for us out there.*”

- Eagles Offensive Line Coach Jeff Stoutland

Jason Kelce arrived at the University of Cincinnati as a walk-on linebacker in 2006 and is now a Pro Bowl center with the Eagles. Between then and now, Kelce used an incredible amount of athleticism, diligent work ethic, and intelligence to make his present a reality. A 6th-round draft pick of the Eagles in 2012, Kelce made the most of his opportunity as a rookie and became an immediate starter. Following the 2013 season, he was rewarded with a seven-year contract extension through 2020.

CAREER HIGHLIGHTS

- Voted to the Pro Bowl for the first time in 2014, becoming the first Eagles center to gain such recognition since Jim Ringo was named to his 10th Pro Bowl following the 1967 campaign

BIRDSEED

- Serves as a spokesman for Dietz & Watson, a deli foods manufacturer based in Philadelphia. Said Kelce, “It’s been a lifelong dream to be affiliated with the official meat provider of a National Football League team.” Kelce also supports the company’s military appreciation efforts
- His experience as a linebacker and running back in high school have helped him become the player he is today. “Playing linebacker definitely helped me as an offensive lineman. If you can get in the head of the players you are going up against, that’s a huge advantage, like a quarterback who knows what the safeties are thinking.”
- Also grew up playing a variety of different sports including hockey, lacrosse, soccer and baseball. “Playing all of those sports has helped me adapt to any circumstance that is thrown my way.”
- In 2014, Kelce became the first professional athlete to compete in Wing Bowl, an annual chicken wing eating contest conducted by the Eagles flagship radio station, 94 WIP. He ate 65 wings in 14 minutes



KELCE’S CAREER SERVICE

Regular Season			Playoffs		
Year	Team	GP/GS	Year	Team	GP/GS
2011	Philadelphia	16/16	2013	Philadelphia	1/1
2012	Philadelphia	2/2	Totals		1/1
2013	Philadelphia	16/16	First NFL game and start:		
2014	Philadelphia	12/12	9/11/11 at StL		
2015	Philadelphia	16/16			
2016	Philadelphia	8/8			
Totals		70/70			



PERSONAL

- Attended Cleveland Heights (OH) High School, performing as a linebacker and running back for head coach Mike Jones. Was a two-time All Lake Erie-Lake League selection
- Graduated from Cincinnati with a degree in marketing
- Comes from a football lineage, as his younger brother, Travis, was a teammate at Cincinnati (2008-10) as a tight end and was drafted by Kansas City in 2013. His uncle, Don Blalock, played defensive tackle for Purdue (1976-77) and his grandfather, Don Blalock, played football at Ohio University
- Son of Donna and Ed Kelce. Donna works in banking, while Ed is a sales rep in the steel business. Cites his dad as the biggest influence on his career. "He really pushed me to be the best I could be and was somebody that I've always looked up to."
- Favorite teams/players growing up: "I was a huge fan of all the Cleveland sports teams. I was also a fan of the star players like Michael Jordan, Wayne Gretzky and Jerome Bettis."
- Pundits have compared him to All-Pro Jeff Saturday. Kelce met with Saturday after his rookie season to pick his brain. "One of the things I learned from him is that it's not only a physical battle between you and the defensive linemen, but it's also a mental battle."
- Twitter: @Jkelce; Instagram: @jkelce

2014 HIGHLIGHTS

- Voted to the Pro Bowl for the first time, becoming the first Eagles center to gain such recognition since Jim Ringo was named to his 10th Pro Bowl following the 1967 campaign
- Helped the Eagles generate 6,348 total yards of offense: the fifth-highest total in the NFL. Also paved the way for LeSean McCoy, who finished third in the NFL with 1,319 yards

2013 HIGHLIGHTS

- Named the team's Ed Block Courage Award recipient in 2013. The award honors those NFL players who exemplify commitment to the principles of sportsmanship and courage and is given by a vote of the team for efforts as well as individual performance
- Garnered *USA Today's* 2013 All-Joe team honors, which recognizes the NFL players whose work doesn't necessarily garner headlines, but is integral to the success of their team
- Part of an offensive line that helped block for the NFL's leading rusher, LeSean McCoy, who finished with a franchise-best 1,607 yards
- Helped Eagles set a team record with 6,676 total yards of offense and a then-team record 442 points

2011 HIGHLIGHTS

- Was named to *Dallas Morning News* columnist Rick Gosselin's NFL All-Rookie team after starting all 16 games for an offense that set a team record in first downs (356) and a then-team record in total net yards (6,386)
- Along with Danny Watkins, became the first Eagles rookie line-men duo to start 10-or-more games in the same season
- Became the first Eagles rookie offensive lineman to start all 16 games since Doug Brzezinski did so in 1999 and the first rookie in team history to start every game at center. He is also just the 16th player in NFL history to start every game at center during a rookie campaign

KELCE'S BROTHERLY LOVE



Jason's brother, Travis (shown left on both photos above), is a tight end for the Kansas City Chiefs. The two were teammates at Cincinnati in 2008-10.

- Was part of an offensive line that received the Madden Protector Award at NYG (11/20) and vs. Dal. (10/30). This award is given each week of the regular season to the NFL's top performing offensive line and recognizes the fundamental role offensive linemen play in their teams' success

COLLEGE HIGHLIGHTS

- Kelce started his final 38 games at Cincinnati during a 47-game career – 26 at left guard and 12 at center
- Started 12 games at center in 2010, and was an All-American honorable mention and All-Big East Conference first-team selection by *The NFL Draft Report*, adding second-team All-Big East honors from the league's coaches
- Helped an inexperienced unit lead the Big East in passing offense (260.7 yards per game), total offense (417.3 yards per game) and scoring offense (27.1 points per game), despite injuries at the quarterback position
- As a junior in 2009, earned All-Big East Conference second-team honors while starting all 13 games at left guard
- In 2008, earned Sophomore All-American third-team and All-Big East Conference second-team honors from *The NFL Draft Report* in his first season as a starter. Lined up at left offensive guard for all 13 games and paved the way for an offense that averaged 370.6 yards per game
- In 2007, the former walk-on linebacker added over 40 pounds to his frame during the offseason, shifting to the offensive line, where he competed in nine games as a reserve at center and both offensive guard positions
- Joined the team as a walk-on in 2006, earning Scout Team Defensive Player of the Year honors while lining up as a 240-pound linebacker

INJURY HISTORY

- Was inactive at SF (9/28/14), vs. StL (10/5/14), vs. NYG (10/12/14) and at Ari. (10/26/14) due to a sports hernia suffered vs. Was. (9/21/14)
- Placed on season-ending injured reserved after suffering a partially-torn ACL and a torn MCL during the third quarter vs. Bal. (9/16/12)

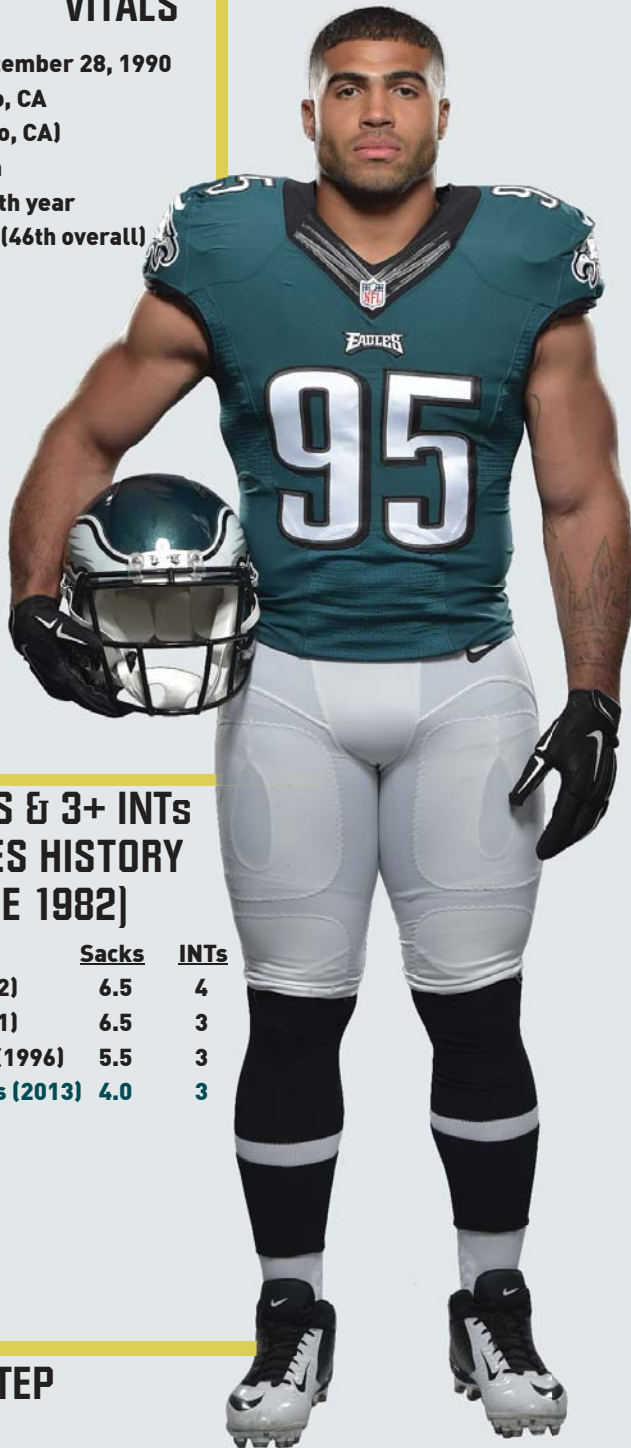
TRANSACTIONS

- | | |
|---------|--|
| 2011 | Drafted by PHI in 6th round ... signed 4-year contract |
| 9/18/12 | Placed on Injured Reserve (knee) |
| 2/27/14 | Signed by PHI to a 7-year contract through 2020 |

Height: 6-0**Weight:** 240**Date Of Birth:** September 28, 1990**Hometown:** Fresno, CA**HS:** Hoover (Fresno, CA)**College:** California**NFL Experience:** 5th year**Draft Pick:** D2a-12 (46th overall)

by Philadelphia

VITALS

4+ SACKS & 3+ INTs
IN EAGLES HISTORY
(SINCE 1982)

Player (Season)	Sacks	INTs
Seth Joyner (1992)	6.5	4
Seth Joyner (1991)	6.5	3
William Thomas (1996)	5.5	3
Mychal Kendricks (2013)	4.0	3

THREE-STEP
DROP**First job:** Worked the concession stands for several local semi-pro teams**Funniest Eagle:** Lane Johnson**If he could play another sport what team/position:** Defender for Barcelona**Best players he's ever lined up against:** Aaron Rodgers and Drew Brees**Three favorite throwback jerseys:** Kobe Bryant (#8), Lakers; Ricky

Williams, Texas; Willie Mays, San Francisco Giants

Can't live without: Oreo cookies**Strangest thing he likes to eat:** Eggo's with Kraft singles

"There's such a drive there with him. You either have it or you don't. He does, and the potential is unlimited for him."

- Former Eagles Linebacker DeMeco Ryans

A second-round draft choice of the Eagles in 2012, the speedy and instinctive Mychal Kendricks was immediately inserted as a starter on the Eagles defense in his rookie campaign and has since developed into one of the unit's top playmakers, signing a four-year extension in 2015 that will keep him in Philly through the 2019 season. Prior to entering the NFL, he was named the 2011 Pac-12 Defensive Player of the Year at Cal.


BIRDSEED

- Mychal's father, Marvin, was on the Eagles training camp roster in 1972 after playing college football at UCLA, where he led the Bruins in rushing twice in 1970 and 1971. Said Mychal: "He was so happy the day I got drafted here because the Eagles were his team. I remember being so excited, but he may have even been more excited. He followed them all the time when I was growing up. It was a dream come true for the both of us."
- Began playing football in the 8th grade for the Wawona Wildcats as a safety and fullback

CAREER HIGHLIGHTS

- Is one of only three Eagles since 1982 to post at least four sacks and three interceptions in a single season, recording four sacks and three picks in 2013. Joined Williams Thomas (1996) and Seth Joyner (1991 and '92) as the only other Eagles to accomplish the feat
- In 2013, he and DeMeco Ryans became the first pair of linebackers in Eagles history to post 4+ sacks and 2+ interceptions in the same season

KENDRICKS' BROTHERLY LOVE



Mychal's younger brother, Eric, was a second-round draft pick of the Minnesota Vikings in 2015. They grew up playing football, basketball and soccer together and remain very close to this day. The brothers workout, snowboard and skateboard together whenever possible. Their 2015 stats were nearly identical:

Mychal (91 tackles and 3 sacks)

Eric (92 tackles and 4 sacks)



KENDRICKS' CAREER STATISTICS

Year	Team	GP/GS	TACKLES					PASS DEFENSE					FUMBLES			DEF SNAPS		ST
			Total	Solo	Asst	TFL	Sacks	Int	Yards	Lg	TD	KD	FF	FR	Yards	Played	Pct	
2012	Philadelphia	15/14	88	70	18	8.0	1.0	0	0	0	0	11	0	0	0	927	88%	0
2013	Philadelphia	15/15	137	96	41	3.0	4.0	3	25	18	0	1	1	4	0	991	83%	0
2014	Philadelphia	12/11	108	77	31	4.0	4.0	0	0	0	0	2	3	0	0	761	66%	0
2015	Philadelphia	13/13	91	71	20	8.0	3.0	0	0	0	0	1	1	0	0	628	52%	3
2016	Philadelphia	8/3	16	15	1	2.0	0.0	0	0	0	0	0	0	0	0	142	27%	7
Totals		63/56	440	329	111	25.0	12.0	3	25	18	0	15	5	4	0	---	---	10

PLAYOFFS

2013	Philadelphia	1/1	10	10	0	1.0	0.0	0	0	0	0	0	0	0	0	72	100%	0
Totals		1/1	10	10	0	1.0	0.0	0	0	0	0	0	0	0	0	---	---	0

2016 GAME-BY-GAME STATISTICS

Date	Opp	W/L	GP/GS	S	A	TT	Sac	Hur	Int	Yds	Lg	KD	FF	FR	Snaps	Pct
Sep 11	Cle	W	1/0	0	0	0	0.0	0	0	0	--	0	0	0	19	37%
Sep 19	at Chi	W	1/1	3	0	3	0.0	0	0	0	--	0	0	0	20	38%
Sep 25	Pit	W	1/1	1	0	1	0.0	0	0	0	--	0	0	0	9	15%
Oct 9	at Det	L	1/0	2	1	3	0.0	0	0	0	--	0	0	0	26	43%
Oct 16	at Was	L	1/1	3	0	3	0.0	0	0	0	--	0	0	0	22	30%
Oct 23	Min	W	1/0	2	0	2	0.0	2	0	0	--	0	0	0	24	32%
Oct 30	at Dal	L	1/0	3	0	3	0.0	0	0	0	--	0	0	0	19	24%
Nov 6	at NYG	L	1/0	1	0	1	0.0	0	0	0	--	0	0	0	3	5%
Nov 13	Atl															
Nov 20	at Sea															
Nov 28	GB															
Dec 4	at Cin															
Dec 11	Was															
Dec 18	at Bal															
Dec 22	NYG															
Jan 1	Dal															
Totals			8/3	15	1	16	0.0	2	0	0	0	0	0	0	142	27%

CAREER HIGHS

Tackles	17	10/27/13 vs. NYG
Sacks	2.0	12/22/13 vs. Chi.
INTs	1	3x - 12/29/13 at Dal.



PERSONAL

- **Most underrated attribute of playing linebacker:** "You need to be a little crazy. All good linebackers either have a few screws loose or a few screws wound too tight."
- A huge fan of former Broncos running back Terrell Davis growing up, Kendricks donned #30 in college in his honor
- Starred at Hoover HS in Fresno, CA, leading his club with 175 tackles and 4.0 sacks as a senior, while also registering a team-best 742 rushing yards on 103 carries and six touchdowns, as well as 1,035 all purpose yards
- Parents are Yvonne Thagon and Marvin Kendricks. Yvonne is a pharmacist technician and Marvin is a retired social worker. Also has a stepmother, Joanne, who is a medical sales rep for Merck
- His three brothers all played college football: Chad (graduated from Sacramento State), Terence (graduated from Fresno State) and Eric (graduated from UCLA). Eric currently plays for the Minnesota Vikings

2016 HIGHLIGHTS

- Is tied for the team lead with seven special teams tackles

RENAISSANCE MAN

While he was always known for his athletic talents on the field growing up, Kendricks' passion off the field is in the fine arts. Kendricks attended Bullard Talent, a private school that specializes in the fine arts from kindergarten through 8th grade. While there, Kendricks acted in plays such as *Robin Hood*, *Aladdin* and *The Lion King*. He also learned to dance in hip-hop, urban, tap and jazz styles. Said Kendricks: "I really have an appreciation for all kinds of art and going there really instilled that in me at a young age. I would go there during the day and then play sports for other schools. I remember you'd have to win a raffle to get your kids in, so my mom did that for me and I got lucky."



Height: 6-2
Weight: 315
Date Of Birth: December 28, 1989
Hometown: Coushatta, LA
HS: Red River (Coushatta, LA)
College: LSU
NFL Experience: 4th Year
Draft Pick: D3-13 (67th overall)
by Philadelphia

VITALS



2015 LEADERS RUN STOP PCT.

1. Damon Harrison, NYJ	18.1
2. Bennie Logan, PHI	14.8
3. Geno Atkins, CIN	12.8
4. Grady Jarrett, ATL	12.4
5. Dan Williams, OAK	12.1

Run Stop Pct. = percent of a player's run defense

snaps where he was responsible for a stop

Source: Pro Football Focus

THREE-STEP DROP

In any other sport, what position would you play and what team:

Goaltender for the Los Angeles Kings

Three favorite throwback jerseys: Reggie White, Eagles; Joe Montana, 49ers; William Perry, Bears

Favorite Superhero: Joker

Favorite TV Show: Life Below Zero and The First 48

Nicknames: Mad Dog and Smoke

Favorite recent movie seen: 13 Hours: The Secret Soldiers of Benghazi

That Happened: Once mistaken for James Harden by a fan while attending a 76ers-Rockets game

A third-round draft choice of the Eagles in 2013, Bennie Logan has been a dependable force and productive member of the Eagles defensive line from the nose tackle position. The Coushatta, LA, native helped anchor LSU's defensive line and wore the famed #18 jersey during his final season in Baton Rouge.

BIRDSEED

- Credits his grandmother, Ella Faye Bonner, and his cousin, Harry Gary, as the two biggest influences in his life. "My grandmother is my hero because when my mother passed away, she took me in and raised me from junior high to high school and even helped me through college," said Logan. "My cousin, Harry, pushed me to work hard and motivated me and stayed on me. He paid for me to go to LSU's camp and that's when I really came onto the scene. Without him helping me by paying for me to go to the camp and by pushing me to work hard, I wouldn't be in the place that I am."
- If Logan could trade places with one person for one day, he would like to experience what it is like to be homeless. "I come from a background that wasn't the best and it would be interesting to see how it is to live without a house and to have to look for food every day. It would make you more appreciative and would make you stop taking things for granted."
- Believes that if he wasn't playing football, he would be in the law enforcement field, either as an FBI agent or a U.S. Marshal. "Growing up as a little kid, I always wanted to be a firefighter or a police officer," Logan stated. "As I got older, I learned more about the expert fields of law enforcement. I started watching more shows about the U.S. Marshals and the FBI and saw all the things that they do. It made me want to travel all over the world and hunt for fugitives like they do."
- Named the "Game of the Century," a 2011 match-up between unbeaten LSU and Alabama as his favorite college game. It was the first time two undefeated SEC teams met as the #1 and #2 ranked teams in the country. LSU won a defensive struggle, 9-6

2016 HIGHLIGHTS

- Posted a sack of Matthew Stafford to go along with two tackles for a loss at Det. (10/9)
- Recorded a sack of Ben Roethlisberger and blocked a 36-yard field goal attempt by Chris Boswell vs. Pit. (9/25)
- Forced a fumble of Bears RB Jeremy Langford that was recovered by fellow LSU alum Ron Brooks at Chi. (9/19). That turnover led to an Eagles TD in the 3rd quarter

PERSONAL

- Son of Bennie Frost and the late Sandra Logan. Has seven siblings: Lacey, Jeremy, Corey, Adrian, Jessica, Carl and Mark
- Has a Bully Pitbull named Zeus
- A four-year starter at Red River HS, earned District 3-2A Defensive MVP and 2A first-team honors as a senior after registering 116 tackles, 30 tackles for loss and 15 sacks. Also earned all-district honors at a right tackle on offense



LOGAN'S CAREER STATISTICS																	
Year	Team	GP/GS	TACKLES					PASS DEFENSE					FUMBLES			DEF SNAPS	
			Total	Solo	Asst	TFL	Sacks	Int	Yards	Lg	TD	KD	FF	FR	Yards	Played	Pct
2013	Philadelphia	16/8	43	25	18	5.0	2.0	0	0	0	0	1	0	1	0	476	40%
2014	Philadelphia	16/16	61	49	12	8.0	0.0	0	0	0	0	1	1	0	639	55%	
2015	Philadelphia	14/14	67	53	14	9.0	1.0	0	0	0	0	0	0	0	587	52%	
2016	Philadelphia	5/5	10	8	2	2.0	2.0	0	0	0	0	1	0	0	159	31%	
Totals		51/43	181	135	46	24.0	5.0	0	0	0	0	2	2	1	0	---	---

PLAYOFFS																	
2013	Philadelphia	1/0	5	4	1	0.0	0.0	0	0	0	0	0	0	0	0	43	60%
Totals		1/0	5	4	1	0.0	0.0	0	0	0	0	0	0	0	0	---	---

Blocked Field Goal: 1 vs. (9/25/16 vs. Pit.) **Blocked Extra Point:** 1 (12/8/13 vs. Det.)

2016 GAME-BY-GAME STATISTICS													
Date	Opp	W/L	GP/GS	S	A	TT	Sac	Hur	KD	FF	FR	Snaps	Pct
Sep 11	Cle	W	1/1	0	1	1	0.0	0	0	0	0	36	69%
Sep 19	at Chi	W	1/1	1	0	1	0.0	0	0	1	0	31	60%
Sep 25	Pit	W	1/1	2	1	3	1.0	3	0	0	0	29	48%
Oct 9	at Det	L	1/1	3	0	3	1.0	2	0	0	0	46	75%
Oct 16	at Was	L	1/1	2	0	2	0.0	1	0	0	0	17	23%
Oct 23	Min	W											
Oct 30	at Dal	L											
Nov 6	at NYG	L											
Nov 13	Atl												
Nov 20	at Sea												
Nov 28	GB												
Dec 4	at Cin												
Dec 11	Was												
Dec 18	at Bal												
Dec 22	NYG												
Jan 1	Dal												
Totals			5/5	8	2	10	2.0	6	0	1	0	159	31%

CAREER HIGHS		
Tackles	8	(3x - 9/21/14 vs. Was.)
Sacks	1.0	(5x - 10/9/16 at Det.)

THE LEGEND OF #18

At LSU, it has become a tradition for a player who possesses a selfless attitude to don the prestigious No. 18 jersey. The tradition of the number, which has become synonymous with success both on and off the field, originated in 2003 when LSU QB Matt Mauck helped guide the school to its first national championship since 1958.

- Selected as District 3-2A Defensive Co-MVP and received 1st-team all-state accolades after his junior season when he posted 93 tackles and 15 for loss
- Last scored a touchdown as a high school junior on a fumble recovery
- Also participated in track and field (discus, shot put and javelin) and basketball
- Began playing football in the 7th grade as a tight end and defensive end at Red River junior HS.
- Logan's hobbies include mud riding in the swamp, horseback riding, four-wheeling, hunting and playing basketball. "I'm a country boy. I just enjoy doing anything outside and being outdoors."
- Majored in general studies
- Twitter: @da_king_son18; Instagram: da_king_son18

RED RIVER RETIREE

During the Eagles bye week in 2014, Bennie Logan became the first football player at Red River High School to have his jersey number retired (#60) A four-year starter at Red River, he earned District 3-2A Defensive MVP and 2A first-team honors as a senior after registering 116 tackles, 30 tackles for loss and 15 sacks. Also earned all-district honors at a right tackle on offense

INJURY REPORT

- Suffered a groin injury in the 2nd quarter at Was. (10/16) and missed the next three games



Height: 5-10

Weight: 200

Born: January 6, 1987 in Racine, WI

HS: William Horlick (Racine, WI)

College: Wisconsin

NFL Experience: 7th Year

Acquired: FA (Sea) 2014

Joined NFL: Rookie free agent by San Francisco in 2010

VITALS

SPECIAL TEAMS DEMON

SPECIAL TEAMS TACKLES

2016 Eagles leaders:

Chris Maragos (7)

Mychal Kendricks (7)

Najee Goode (5)

2015 Eagles leaders:

Trey Burton (19)

Chris Maragos (16)

Najee Goode (12)

Malcolm Jenkins (9)

2014 Eagles leaders:

Chris Maragos (14)

James Casey (13)

Nolan Carroll (11)

CAREER IMPACT PLAYS

- ▶ **Blocked punt at NE (12/6/15)***
- ▶ **Forced fumble at NYG (12/28/14)**
- ▶ **Deflected punt vs. NYG (10/12/14)**
- ▶ **Returned blocked punt 10 yards for TD vs. Stl (10/5/14)**
- ▶ **Recovered fumble at Car. (9/8/13)**

** Returned by Najee Goode for a TD*

THREE-STEP DROP

In any other sport, what position would you play and what team:

Second baseman for the Milwaukee Brewers

Biggest pet peeve: Sitting in traffic

Favorite TV show: *Shark Tank*

Three favorite throwback jerseys: Michael Jordan, Bulls; Julius

Erving, 76ers; Magic Johnson, Lakers

Favorite Quote: From his father - "Whatever your mind can conceive and believe, it can achieve"

Favorite family tradition: Going to every Wisconsin home football game as a kid

One of the top special teams players in the league, Chris Maragos took a long and arduous road to even reach the NFL. He made it despite not receiving any offers to play football coming out of high school or any sort of ranking on Rivals. He walked on at both Western Michigan and Wisconsin as a receiver and received a scholarship offer for only his final season with the Badgers. He joined the 49ers as a rookie free agent in 2010 with a signing bonus of \$4,000 but became a special teams standout during a three-year tenure with Seattle from 2011-13, which included a Super Bowl championship. He joined the Eagles after signing a three-year contract in 2014.

BIRDSEED

- Credits his father, Nick, for instilling the relentless work ethic he possesses. "We never stopped practicing when I was growing up," said Chris, who was coached by his father in little league football. "We'd play catch with the football for hours in our cul-de-sac and then he'd hit ground ball after ground ball to me on many hot summer days. He taught me all about work ethic, commitment and character"
- When asked who he tries to model his game after in the NFL, Maragos quickly responded with Matthew Slater and Earl Thomas. "Matthew plays the game with so much character, integrity and heart and Earl excels in the mental aspect of the game. He's always pressing the issue on and off the field"
- Played with E.J. Biggers and Louis Delmas while at Western Michigan
- Trains with former Badgers and current NFLers DeAndre Levy, Nick Hayden, J.J. Watt, and Kevin Zeitler at NX Level in Waukesha, WI in the offseason

CAREER HIGHLIGHTS

- Has recorded 72 special teams tackles in 85 regular season games, including an Eagles-high 30 tackles from 2014-15

PERSONAL

- He and his wife, Serah, have two sons, Micah and Mason and reside in Philadelphia and Naples, FL
- Son of Nick and Cindy Maragos. Nick played safety at Northern Iowa
- Brother, Troy, served as Bucky Badger, the Wisconsin mascot. Troy is currently a pastor in Naples, FL.
- Earned many awards during his tenure at Wisconsin: UW Tom Wiesner Award (best Wisconsin-born student-athlete), UW 2009 male student-athlete of the year, and AFCA Good Works team
- As a three-year starter, two-time captain and team MVP at William Horlick (WI) HS, earned all-state, all-southeast conference, all-district and all-county accolades as a wide receiver. Also named Wisconsin's Gatorade player of the year in 2004
- Also competed in track and field where he finished third in the 100-meter dash and fifth in the 200-meter dash as a senior
- Was a 12-time all-conference recipient between football and track, and also earned letters in basketball and baseball



THE SOCIAL NETWORK



Maragos used an unlikely source to get his shot at Wisconsin: Facebook. "I was a walk-on receiver at Western Michigan, but it was always a dream of mine to play at Wisconsin," said Maragos. "My brother was the mascot there and he knew some guys on the team. So, I decided to give it a shot."

Maragos looked up Wisconsin's starting WR Luke Swan on Facebook and sent him a message. "I told him my brother was Bucky Badger and wanted a shot to play at Wisconsin. He responded and got my film in front of the coaches. Next thing I knew they were asking me to walk on. It was amazing."

- Favorite teams growing up: Bulls, Packers, Wisconsin football, and Brewers
- Earned degree in life sciences and communication
- Twitter: @ChrisMaragos

2015 HIGHLIGHTS

- Blocked a punt by Ryan Allen at NE (12/6) that was returned for a TD by Najee Goode
- Made the first start of his career in a win at NYJ (9/27)

2014 HIGHLIGHTS

- A force on the NFL's top-ranked special teams units, he led the team with 14 special teams tackles, while forcing a fumble, blocking a punt and scoring his first career TD after a blocked punt. He was voted as a 2nd alternate to the Pro Bowl
- Forced a fumble by Preston Parker on the kickoff team at NYG (12/28)
- Deflected a Steve Weatherford punt vs. NYG (10/12)
- Scooped up a Johnny Hekker punt (blocked by James Casey) and returned it 10 yards for his first career NFL touchdown vs. Stl (10/5). The TD was his first since a fake field goal run for a score as a member of the Wisconsin Badgers in 2009

2013 HIGHLIGHTS (WITH SEATTLE)

- Played in all 16 games as a reserve safety and special teams contributor, tallying nine special teams tackles
- Recovered a fumble on punt coverage at Car. (9/8)

2012 HIGHLIGHTS (WITH SEATTLE)

- Saw action in all 16 games and finished third on the team with nine special teams tackles

2011 HIGHLIGHTS (WITH SEATTLE)

- Recorded 11 special teams tackles in 11 games after signing to the active roster on 10/22

2010 HIGHLIGHTS (WITH SAN FRANCISCO)

- Registered five special teams tackles in three games

COLLEGE HIGHLIGHTS

- In two seasons at Wisconsin, saw action in all 26 games (19 starts) and recorded 94 tackles, five interceptions, one sack and seven passes defended
- As a senior team captain in 2009, was an All-Big Ten honorable mention and a Midseason All-Big Ten third-team selection. Led the team with four interceptions, and tied for second with six passes defended, while notching a sack and 49 tackles
- Earned the University of Wisconsin's Tom Wiesner Award as a senior, which is given to the top Wisconsin-born athlete in the program
- Played in all 13 games (six starts) as a junior in 2008, totaling 45 tackles, one interception and a forced fumble
- Sat out the entire 2007 season after transferring from Western Michigan
- As a redshirt freshman at Western Michigan in 2006, competed in 13 games with six starts as a walk-on receiver

INJURY HISTORY

- Suffered a quad injury at NYJ (9/27/15) and missed one game

TRANSACTIONS

2010	Signed by SF as a rookie free agent
9/3/10	Released by SF
9/5/10	Signed by SF to the practice squad
10/18/10	Signed by SF from practice squad to active roster
10/28/10	Released by SF
10/29/10	Signed by SF to the practice squad
11/30/10	Signed by SF from practice squad to active roster
9/3/11	Released by SF
9/22/11	Signed by SEA to the practice squad
10/22/11	Signed by SEA from practice squad to active roster
4/11/13	Signed by SEA to a 1-year contract
3/12/14	Signed by PHI to a 3-year contract

EARLY MENTORS

Maragos began his football career in 2nd grade for the Buffalo Bills of the Racine Youth Sports league in Wisconsin. He was coached by his father, Nick, as well as Bob Evans and Anthony D'Alie and credits them for helping him become the player he is today. Recalled Maragos, "They were so detailed oriented and were hard nosed coaches. I learned a lot about the game of football from them. Plus we never lost. Ever."





MARAGOS' CAREER STATISTICS

Year	Team	GP/GS	TACKLES					PASS DEFENSE					FUMBLES			DEF SNAPS		ST	
			Total	Solo	Asst	TFL	Sacks	Int	Yards	Lg	TD	KD	FF	FR	Yards	Played	Pct		T
2010	San Fran.	3/0	0	0	0	0.0	0.0	0	0	--	0	0	0	0	0	0	NA	NA	5
2011	Seattle	11/0	1	1	0	0.0	0.0	0	0	--	0	0	0	0	0	NA	NA	11	
2012	Seattle	16/0	3	2	1	NA	0.0	0	0	--	0	0	0	0	0	NA	NA	9	
2013	Seattle	16/0	3	3	0	NA	0.0	0	0	--	0	0	0	0	0	NA	NA	10	
2014	Philadelphia	16/0	0	0	0	0.0	0.0	0	0	--	0	0	0	0	0	15	1%	14	
2015	Philadelphia	15/2	18	10	8	0.0	0.0	0	0	--	0	1	0	0	0	305	25%	16	
2016	Philadelphia	8/0	0	0	0	0.0	0.0	0	0	--	0	0	0	0	0	1	0%	7	
Totals		85/2	25	16	9	0.0	0.0	0	0	--	0	1	0	0	0	---	---	72	

PLAYOFFS

2012	Seattle	2/0	0	0	0	0.0	0.0	0	0	--	0	0	0	0	0	NA	NA	1
2013	Seattle	3/0	0	0	0	0.0	0.0	0	0	--	0	0	0	0	0	NA	NA	2
Totals		5/0	0	0	0	0.0	0.0	0	0	--	0	0	0	0	0	---	---	3

ADDITIONAL CAREER STATISTICS

Special Teams Forced Fumbles: (1) - 2014 (1) [at NYG 12/28] **Special Teams Fumble Recoveries:** (1) - 2013 (1) [at Car 9/8]

Touchdowns: (1) - recovered a blocked punt vs. St. Louis and returned it 10 yards vs. StL 10/5/14]

2016 GAME-BY-GAME STATISTICS

Date	Opp	W/L	GP/GS	S	A	TT	Sac	Hur	Int	Yds	Lg	KD	FF	FR	Snaps	Pct
Sep 11	Cle	W	1/0	0	0	0	0.0	0	0	0	0	0	0	0	1	2%
Sep 19	at Chi	W	1/0	0	0	0	0.0	0	0	0	0	0	0	0	0	0%
Sep 25	Pit	W	1/0	0	0	0	0.0	0	0	0	0	0	0	0	0	0%
Oct 9	at Det	L	1/0	0	0	0	0.0	0	0	0	0	0	0	0	0	0%
Oct 16	at Was	L	1/0	0	0	0	0.0	0	0	0	0	0	0	0	0	0%
Oct 23	Min	W	1/0	0	0	0	0.0	0	0	0	0	0	0	0	0	0%
Oct 30	at Dal	L	1/0	0	0	0	0.0	0	0	0	0	0	0	0	0	0%
Nov 6	at NYG	L	1/0	0	0	0	0.0	0	0	0	0	0	0	0	0	0%
Nov 13	Atl															
Nov 20	at Sea															
Nov 28	GB															
Dec 4	at Cin															
Dec 11	Was															
Dec 18	at Bal															
Dec 22	NYG															
Jan 1	Dal															
Totals			8/0	0	0	0	0.0	0	0	0	0	0	0	0	1	0%

Height: 6-0**Weight:** 220**Date Of Birth:** October 10, 1987**Hometown:** Bakersfield, CA**HS:** West (Bakersfield, CA)**College:** Fresno State**NFL Experience:** 7th Year**Acquired:** FA (SD) 2015**Draft Pick:** D1-10 (12th overall)

by San Diego

VITALS**2015 NFL
RUSHING AVERAGE
LEADERS**

1. Thomas Rawls (SEA)	5.65
2. Tyrod Taylor (BUF)	5.46
3. Russell Wilson (SEA)	5.37
4. Ryan Mathews (PHI)	5.08
5. Charles Sims (TB)	4.94

**CAREER
ACCOLADES**

2013	PFWA All-AFC Team Chargers Off. POY
2011	AFC Pro Bowl Chargers Off. POY

THREE-STEP DROP**If he could play another sport what team/position:**

Forward for Real Madrid. "Just play me in Ronaldo's spot"

Favorite movie: Hook**First job:** Sweeping floors at a motorcycle shop so he could get a discount**Favorite TV shows:** The Walking Dead and Game of Thrones**Hobbies:** Wakeboarding, snowboarding & riding his Harley**If he could be a superhero, he would be:** The Incredible Hulk**Favorite Halloween costume growing up:** Dressing up like a rock star**Three favorite throwback jerseys:** LaDainian Tomlinson, Bo Jackson and Michael Jordan**Pro Bowl: 2012**

"I love him like a brother. He's big, he's strong, he's fast, he's smart. Every now and then you'll see him smiling - he's smiling his butt off. He loves the game. He loves to work. It's a pleasure just being able to coach him."

- Eagles Running Backs Coach
Duce Staley

Originally a first-round pick by the San Diego Chargers in 2010, Ryan Mathews signed a three-year deal with the Eagles in 2015. In his first season in Philadelphia, Mathews finished fourth in the NFL in yards per carry (5.08). He played his first five seasons in San Diego, logging two 1,000+ yard rushing campaigns while earning Pro Bowl honors following the 2011 season.

BIRDSEED

- Collaborated with former Fresno State teammates Seyi Ajitrotutu and Bobby



Lepori, as well as former Navy officers Drei Carnes and Kareem Smith in developing **BodyFly Fitness**, a light-weight personal exercise device designed to be carried to any desired workout location. Smith came up with the original concept as he felt he was limited with his workout regimen while on deployment. Website: BodyFlyFitness.com

CAREER HIGHLIGHTS

- In 2013, was an All-AFC pick by the Professional Football Writers of America and was named the Chargers' Offensive Player of Year after setting career highs in carries (285) and rushing yards (1,255)
- Earned Pro Bowl honors in 2011 when he rushed for 1,091 yards and six TDs on 222 carries (4.9 avg.) and set career highs with 50 catches for 455 yards (9.1 avg.). Was also named the Chargers' Offensive Player of the Year

2016 HIGHLIGHTS

- Tallied his fifth rushing TD in eight games after running the ball in from the 8-yard line in the second quarter at NYG (11/6)
- Registered his fourth rushing score of the season when he crossed the goal line from 1-yard out in the second quarter at Dal. (10/30)
- Scored on a 1-yard TD reception in the first quarter at Det. (10/9), the third of his career
- Recorded his fourth multi-TD rushing game of his career when he scored twice from the red zone in a 29-14 victory at Chi. (9/19) on Monday night. He has reached the end zone four times in as many games dating back to the 2015 season
- Punched in his first rushing TD of the season from the 1-yard line to cap a 29-10 season-opening victory vs. Cle. (9/11). Led the team with 77 rushing yards on 22 carries



MATHEWS' CAREER STATISTICS

Year	Team	GP/GS	RUSHING					RECEIVING					OFF SNAPS		
			Att	Yds	Avg	Lg	TD	No	Yds	Avg	Lg	TD	TYS	No	Pct
2010	San Diego	12/9	158	678	4.3	31t	7	22	145	6.6	17	0	823	NA	NA
2011	San Diego	14/14	222	1091	4.9	39	6	50	455	9.1	42	0	1546	NA	NA
2012	San Diego	12/9	184	707	3.8	31	1	39	252	6.5	24	0	959	403	39%
2013	San Diego	16/14	285	1255	4.4	51	6	26	189	7.3	17	1	1444	471	42%
2014	San Diego	6/6	74	330	4.5	32t	3	9	69	7.7	16	0	399	165	15%
2015	Philadelphia	13/6	106	539	5.1	63t	6	20	146	7.3	23t	1	685	247	21%
2016	Philadelphia	8/5	76	287	3.8	30	5	9	64	7.1	27	1	351	144	27%
Totals		81/63	1105	4887	4.4	63t	34	175	1320	7.5	42	3	6207	---	---

PLAYOFFS

2013	San Diego	2/2	18	78	4.3	16	0	2	12	6.0	9	0	90	23	21%
Totals		2/2	18	78	4.3	16	0	2	12	6.0	9	0	90	23	21%

ADDITIONAL CAREER STATISTICS

Fumbles/Lost: (18/11) - 2010 (5/3), 2011 (5/2), 2012 (2/2), 2013 (2/1), 2014 (1/0), 2015 (3/3)

CAREER HIGHS

Rushes	29	{2x - 12/12/13 at Den.}
Yards	144	{12/29/13 vs. KC}
Long	63t	{10/25/15 at Car.}
TDs	3	{1/2/11 at Den.}
Receptions	7	{9/18/11 at NE}
Yards	73	{9/11/11 vs. Min.}
Long	42	{10/2/11 vs. Mia.}
TDs	1	{3x - 10/9/16 at Det.}
Total Touches	32	{12/8/13 vs. NYG}
Scrim. Yards	155	{12/29/13 vs. KC}
Scrim. TDs	3	{1/2/11 at Den.}

MULTI-TOUCHDOWN GAMES (4)

Date	Opponent	Rush	Rec.	Total
1/2/11	at Den. (W)	3	0	3
9/19/16	at Chi. (W)	2	0	2
12/18/11	vs. Bal. (W)	2	0	2
9/25/11	vs. KC (W)	2	0	2

2016 GAME-BY-GAME STATISTICS

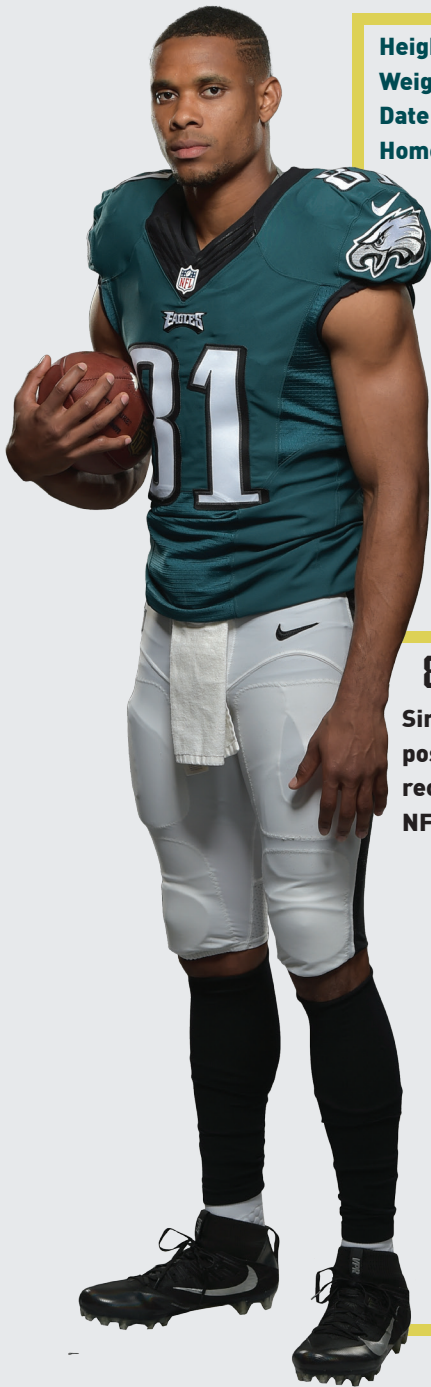
Date	Opp	W/L	GP/GS	RUSHING					RECEIVING					SNAPS		
				Att	Yds	Avg	Lg	TD	No	Yds	Avg	Lg	TD	TYS	No	Pct
Sep 11	Cle	W	1/1	22	77	3.5	7	1	0	0	0.0	0	0	77	37	48%
Sep 19	at Chi	W	1/0	9	32	3.6	30	2	1	3	3.0	3	0	35	21	29%
Sep 25	Pit	W	1/1	2	-5	-2.5	-2	0	0	0	0.0	0	0	-5	8	12%
Oct 9	at Det	L	1/1	11	42	3.8	10	0	5	33	6.6	18	1	75	25	41%
Oct 16	at Was	L	1/1	9	60	6.7	22	0	0	0	0.0	0	0	60	11	21%
Oct 23	Min	W	1/1	14	56	4.0	20	0	1	27	27.0	27	0	83	26	45%
Oct 30	at Dal	L	1/0	4	10	2.5	7	1	1	1	1.0	1	0	11	8	10%
Nov 6	at NYG	L	1/0	5	15	3.0	8	1	1	0	0.0	0	0	15	8	11%
Nov 13	Atl															
Nov 20	at Sea															
Nov 28	GB															
Dec 4	at Cin															
Dec 11	Was															
Dec 18	at Bal															
Dec 22	NYG															
Jan 1	Dal															
Totals			8/5	76	287	3.8	30	5	9	64	7.1	27	1	351	144	27%

100-YARD RUSHING GAMES (13)

Yds	Date	Opponent	Atts	TDs
144	12/29/13	vs. KC (W)	24	0
137	11/27/11	vs. Den. (L)	22	0
127	12/12/13	at Den. (W)	29	1
127	11/17/13	at Mia. (L)	19	0
125	10/9/11	at Den. (W)	24	0
120	1/2/11	at Den. (W)	26	3
114	12/11/11	vs. Buf. (W)	20	0
112	12/5/11	at Jax. (W)	13	1
110	10/20/13	at Jax. (W)	21	1
108	9/27/15	at NYJ (W)	25	0
105	11/23/14	vs. StL (W)	12	1
103	12/8/13	vs. NYG (W)	29	1
102	10/14/13	vs. Ind. (W)	22	0

PERSONAL

- Son of Tricia Mathews and has one adopted brother, Dante
- **Favorite personal moment in sports:** Rushing for 235 yards and six touchdowns in the Valley championship game as a junior at West High School
- Was voted first-team All-State during his senior year (2006-07) at West High (Bakersfield, CA) after leading the nation and the state of California with 3,396 rushing yards. Also led the state that season with 44 TDs. Played both running back and quarterback, adding 851 passing yards and 11 TDs during as a senior
- Notched five 300-yard rushing performances as a senior, including a season-high 415 yards vs. South HS (Bakersfield, CA)
- Helped lead West to a CIF title in 2005, rushing for 1,104 yards and 18 TDs. Also participated in track and field (4X100m, 100m and 110m hurdles) and played baseball
- Began playing football at the age of 7
- Graduated from Fresno State with a degree in communications



VITALS
Height: 6-3
Weight: 212
Date Of Birth: July 16, 1992
Hometown: Madison, AL
HS: Madison Academy
College: Vanderbilt
NFL Experience: 3rd Year
Draft Pick: D2-14 (42nd overall) by Philadelphia

800+ YARDS, 8+ TDs

Since 1990, only five players have posted 800+ receiving yards and 8+ receiving TDs in each of their first two NFL seasons:

Jordan Matthews (2014-15)
Odell Beckham Jr. (2014-15)
Julio Jones (2011-12)
Marques Colston (2006-07)
Randy Moss (1998-99)

THREE-STEP DROP

Funniest Eagle: Lane Johnson

If he could be a superhero, he would be: Spider-Man

Talent he'd most like to have: The ability to play piano

Best player he has faced: "Myself. I am constantly competing against myself."

First jersey owned: Jerry Rice, San Francisco 49ers

Favorite three throwback jerseys: Allen Iverson, 76ers; Cris Carter, Eagles; Jerry Rice, 49ers

If he could play another sport what team/position: SF, Philadelphia 76ers

Favorite athletes growing up: Jerry Rice and Ray Allen

Favorite TV show: NFL Top 100

Favorite movie: *Gladiator*, *Remember the Titans*

Favorite book: *A Man Thinketh* by James Allen

Favorite meal: Salmon burger w/ coleslaw, jalapenos, ketchup, mustard

One of the most prolific receivers in SEC history, Jordan Matthews was selected by the Eagles in the second round of the 2014 NFL Draft and became the franchise's all-time leader in receptions (152) by a player in his first two NFL seasons. A tireless worker, Matthews led the Eagles in receiving yards (997), receptions (85) and receiving touchdowns (eight) during his sophomore campaign in 2015. The Southeastern Conference's all-time leader in receptions (262) and receiving yards (3,759), Matthews earned All-America honors and first-team All-SEC recognition in both his junior and senior campaigns.

CAREER HIGHLIGHTS

- Since 1990, only five players have posted 800+ receiving yards and 8+ TDs in each of their first two NFL seasons: Matthews (2014-15), Odell Beckham Jr. (2014-15), Julio Jones (2011-12), Marques Colston (2006-07), Randy Moss (1998-99)
- Notched the 10th-most receptions (152) in NFL history through the first two seasons of his career
- Ranks first in team history in receptions (152), second in receiving yards (1,869) and second in touchdowns (16) among Eagles in their first two seasons in the NFL
- Finished his rookie season ranked second all-time among Eagles rookies in receptions (67) and receiving yards (872) and tied for second in receiving touchdowns (eight)

2016 HIGHLIGHTS

- Ranked 2nd on the team with 88 yards on 6 receptions at NYG (11/6), including a 33-yard catch in the second quarter. Has logged 60+ receiving yards in all five road games in 2016
- Caught a career-high 11 passes for 65 yards and 1 TD at Dal. (10/30). Became just the 2nd player in NFL history to post 9+ receptions in back-to-back games against the Cowboys, joining former Eagles running back Brian Westbrook in 2007
- Posted a team-high 75 yards on 3 catches at Was. (10/16). Registered a season-high 54-yard reception in the 4th quarter. Has paced the Eagles in receiving yards in consecutive contests
- Led the Eagles with 65 yards on 4 catches (16.3 avg.) at Det. (10/9), including a 27-yard reception under the two-minute warning in the 2nd quarter
- Totaled 19 yards on two catches, including a 12-yard TD reception, in the 34-3 win vs. Pit. (9/25)
- Produced team highs in receptions (six) and receiving yards (71) in the win at Chi. (9/19)
- Caught seven passes for 114 yards and one TD in the season opener vs. Cle. (9/11). Matthews' 114 receiving yards marked his eighth career 100-yard game and his fourth-highest single-game total. Became the first Eagles player since at least 1960 to post 100+ receiving yards in consecutive season openers (102 yards at Atlanta in 2015)



MATTHEWS' CAREER STATISTICS

Year	Team	GP/GS	RECEIVING					OFF SNAPS		
			No	Yds	Avg	Lg	TD	No	Pct	
2014	Philadelphia	16/10	67	872	13.0	44t	8	764	65%	
2015	Philadelphia	16/12	85	997	11.7	78t	8	920	79%	
2016	Philadelphia	8/7	42	507	12.1	54	3	481	89%	
Totals		40/29	194	2376	12.2	78t	19	---	---	

ADDITIONAL CAREER STATISTICS

Fumbles/Lost: (3/1) - 2015 (2/1), 2016 (1/0)

CAREER HIGHS

Receptions	11	(10/30/16 at Dal.)
Rec. Yards	159	(12/20/15 vs. Ari.)
Rec. Long	78t	(12/20/15 vs. Ari.)
Rec. TDs	2	(3x - 1/3/16 at NYG)

MULTI-TOUCHDOWN GAMES (3)

Date	Opponent	TDs
1/3/16	at New York Giants (W)	2
11/10/14	vs. Carolina (W)	2
9/21/14	vs. Washington (W)	2

100-YARD RECEIVING GAMES (8)

Yds	Date	Opponent	Rec.	TDs
159	12/20/15	vs. Arizona (L)	8	1
138	11/10/14	vs. Carolina (W)	7	2
133	11/8/15	at Dallas (W)	9	1
114	9/11/16	vs. Cleveland (W)	7	1
107	11/16/14	at Green Bay (L)	5	1
105	12/28/14	at New York Giants (W)	8	1
104	12/26/15	vs. Washington (L)	6	1
102	9/14/15	at Atlanta (L)	10	0

BIRDSEED

- In 2016, Matthews established The Matthews Mission Fund in order to work with communities to FEED: Feed the hungry, Educate the children, Empower the family and Donate to those in need.
- In June 2016, Matthews and The Matthews Mission hosted a 7-on-7 Flag Football Challenge in Madison, AL, that helped raise money for the foundation with all proceed going to New Futures Family Lodging
- New Future, Inc. is a nonprofit agency that serves homeless families with a focus on the complete family and a goal of financial and family stability. For more information on The Matthews Mission please visit: JordanMatthewsMission.org
- Matthews is a cousin of Hall of Fame wide receiver Jerry Rice, the NFL's all-time leader in receptions (1,549), receiving yardage (22,895) and touchdown receptions (197).



2016 GAME-BY-GAME STATISTICS

Date	Opp	W/L	GP/GS	RECEIVING					SNAPS	
				No	Yds	Avg	Lg	TD	No	Pct
Sep 11	Cle	W	1/1	7	114	16.3	28	1	71	92%
Sep 19	at Chi	W	1/1	6	71	11.8	32	0	71	99%
Sep 25	Pit	W	1/1	2	19	9.5	12t	1	55	85%
Oct 9	at Det	L	1/1	4	65	16.3	27	0	57	93%
Oct 16	at Was	L	1/0	3	75	25.0	54	0	47	90%
Oct 23	Min	W	1/1	3	10	3.3	10	0	45	78%
Oct 30	at Dal	L	1/1	11	65	5.9	13	1	70	90%
Nov 6	at NYG	L	1/1	6	88	14.7	33	0	65	87%
Nov 13	Atl									
Nov 20	at Sea									
Nov 28	GB									
Dec 4	at Cin									
Dec 11	Was									
Dec 18	at Bal									
Dec 22	NYG									
Jan 1	Dal									
Totals			8/7	42	507	12.1	54	3	481	89%

2014 NFL ROOKIE RECEIVING LEADERS



Players	Rec. Yards	Player	Rec. TDs
Beckham (NYG)	1,305	Beckham (NYG)	12
Evans (TB)	1,051	Evans (TB)	12
Benjamin (CAR)	1,008	Benjamin (CAR)	9
Watkins (BUF)	982	Matthews (PHI)	8
Matthews (PHI)	872	Bryant (PIT)	8

- The Vanderbilt product fondly remembers his pre-draft conversation with the Hall of Famer. "The conversation that sticks out most with me was the one that we had before the whole draft process," said Matthews. "[Rice] told me that every checkpoint that you go to, go into it like you're the best one there. Not to use a cliché, but own the moment. Really feel that there's no one there that can mess with me"
- Matthews didn't start playing football until he became the subject of some playful ribbing from his classmates in grade school. "I was getting made fun of by my friends because I played soccer," he said. "I was really good at soccer and had really good feet. I was asked to join a couple of travel teams, but I was getting made fun of by some of my best friends. So, it was time to go play football"



VITALS
Height: 5-10
Weight: 185
Date Of Birth: September 1, 1985
Hometown: Waycross, GA
HS: Ware County (Waycross, GA)
College: Troy
NFL Experience: 9th Year
Acquired: FA 2016
Draft Pick: D1-08 (11th overall)
 by Buffalo

BILLS RECORDS

Leodis McKelvin

placed among the Bills'

all-time great special teams players during his time in Buffalo (2008-15).

He ranks tied-first in career punt return TDs (three), second in career kick return yards (2,471) and third in career punt return yards (1,021). He also set the Bills' single-season marks for punt return TDs (two in 2012) and kick return yards (1,468 in 2008), while his 431 punt return yards in 2012 were the second most in Buffalo single-season history.

THREE-STEP DROP

Player he models his game after: Champ Bailey

Best player he's lined up against: Calvin Johnson

If he could own three throwback jerseys: No. 12 jersey Michael Jordan wore for one night with the Chicago Bulls in 1990 (Jordan's No. 23 jersey was believed to be stolen before the game); Randall Cunningham, Philadelphia Eagles; Barry Sanders, Oklahoma State

What he'd be doing if not in football: Would want to be a member of the Professional Bowling Association (PBA)

Nickname: His mother called him "Ant" when he was growing up because he was always so small

"The way he practices; the way he thinks the game; he's smart. He brings an edge to that position. Brings an aggression to that position. The availability of a guy like Leodis with his experience really intrigued not only [defensive coordinator Jim Schwartz], but myself, to go ahead and get another veteran guy in here with a group that's fairly young. So, it was a win-win for us to go get a guy of his caliber at corner."

- Philadelphia Eagles Head Coach Doug Pederson

A nine-year veteran, Leodis McKelvin signed a two-year contract with the Eagles in the 2016 offseason after spending his entire pro career with the Buffalo Bills. McKelvin was originally selected by the Bills with the 11th-overall pick in the 2008 NFL Draft, becoming the highest-drafted cornerback in team history. A defensive standout and dangerous returner in college, McKelvin set a school record at Troy University with 3,909 all-purpose yards during his career and tied the NCAA Division 1-A career record for kick return touchdowns (eight).

CAREER HIGHLIGHTS

- Set a Buffalo Bills franchise record with 1,468 kickoff return yards as a rookie in 2008. Also tallied the second-most career kickoff return yards in Bills history (2,471)
- Returned three kickoffs for 185 yards vs. Cle. (11/17/08), tallying the highest single-game kickoff return average in Buffalo annals (61.67 avg.)
- Was named the NFL Defensive Rookie of the Month in November 2008
- Earned AFC Special Teams Player of the Week honors following a Week 11 performance vs. Mia. (11/15/12) in which he returned a punt 79 yards for a score and also brought back three kickoffs for 75 yards (25.0 avg.) in Buffalo's 19-14 victory

2016 HIGHLIGHTS

- Totaled a career-high 6 pass break-ups along with a season-high 8 tackles (7 solo) at Dal. (10/30). His 6 pass break-ups were the most by an Eagles player since at least 2001
- Recorded a 6 tackles (4 solo) and 1 pass defended in the 21-10 victory vs. Min. (10/23)
- Notched his 1st pass breakup as an Eagle at Det. (10/9), after missing the previous two games with a hamstring injury
- Posted 3 solo tackles in his debut with the Eagles vs. Cle. (9/11)

INJURY REPORT

- Was rendered inactive at Was. (10/16) with a hamstring injury ... Also missed back-to-back games at Chi. (9/19) and vs. Pit. (9/25) with the same injury



McKELVIN'S CAREER STATISTICS

Year	Team	GP/GS	TACKLES					PASS DEFENSE					FUMBLES			DEF SNAPS		ST	PUNT RETURNS						KICK RETURNS				
			T	S	A	TFL	Sacks	Int	Yds	Lg	TD	KD	FF	FR	Yds	No	Pct		T	No	FC	Yds	Avg	Lg	TD	No	Yds	Avg	Lg
2008	Buffalo	16/6	29	23	6	NA	0.0	2	64	64t	1	6	1	1	0	NA	NA	2	2	0	26	13.0	14	0	52	1468	28.2	98t	1
2009	Buffalo	3/3	11	8	3	0.0	0.0	0	0	--	0	1	0	0	0	NA	NA	0	0	0	0	---	--	0	5	121	24.2	33	0
2010	Buffalo	16/14	58	49	9	1.0	0.0	2	10	10	0	11	1	0	0	NA	NA	4	6	3	24	4.0	25	0	14	265	18.9	49	0
2011	Buffalo	16/6	35	27	8	0.0	0.0	1	21	21	0	8	0	1	0	NA	NA	4	8	11	156	19.5	80t	1	2	43	21.5	22	0
2012	Buffalo	13/4	20	19	1	0.0	0.0	1	9	9	0	3	0	0	0	347	32%	1	23	14	431	18.7	88t	2	18	510	28.3	59	0
2013	Buffalo	15/13	71	59	12	1.0	0.0	1	0	0	0	20	1	0	0	928	81%	1	32	13	180	5.6	21	0	0	0	---	--	0
2014	Buffalo	10/9	48	45	3	0.0	0.0	4	10	9	0	8	1	0	0	534	49%	0	21	8	183	8.7	24	0	4	64	16.0	30	0
2015	Buffalo	9/5	32	25	7	1.0	0.0	2	0	0	0	7	0	0	0	388	36%	0	7	4	21	3.0	12	0	0	0	---	--	0
2016	Phila.	5/5	18	15	3	0.0	0.0	0	--	--	0	8	0	0	--	225	44%	0	0	0	0	---	0	0	0	0	---	--	0
Totals		103/65	322	270	52	3.0	0.0	13	114	64t	1	72	4	2	0	---	--	12	99	53	1021	10.3	88t	3	95	2471	26.0	98t	1

ADDITIONAL CAREER STATISTICS

Special Teams Fumbles/Lost: (17/5) - 2008 (1/0), 2009 (2/1), 2010 (3/1), 2011 (1/0), 2013 (7/1), 2014 (1/1), 2015 (2/1)

Special Teams Fumble Recoveries: (1) - 1 in 2011

2016 GAME-BY-GAME STATISTICS

Date	Opp	W/L	GP/GS	S	A	TT	Sac	Hur	Int	Yds	Lg	KD	FF	FR	Snaps	Pct
Sep 11	Cle	W	1/1	3	0	3	0	0	0	--	--	0	0	0	36	71%
Sep 19	at Chi	W	0/0	INACTIVE (HAMSTRING)												
Sep 25	Pit	W	0/0	INACTIVE (HAMSTRING)												
Oct 9	at Det	L	1/1	0	0	0	0	0	0	--	--	1	0	0	34	56%
Oct 16	at Was	L	0/0	INACTIVE (HAMSTRING)												
Oct 23	Min	W	1/1	4	2	6	0	0	0	--	--	1	0	0	44	58%
Oct 30	at Dal	L	1/1	7	1	8	0	0	0	--	--	6	0	0	73	94%
Nov 6	at NYG	L	1/1	1	0	1	0	0	0	--	--	0	0	0	38	59%
Nov 13	Atl															
Nov 20	at Sea															
Nov 28	GB															
Dec 4	at Cin															
Dec 11	Was															
Dec 18	at Bal															
Dec 22	NYG															
Jan 1	Dal															
Totals			5/5	15	3	18	0	0	0	--	--	8	0	0	225	44%

TOUCHDOWNS (5)

Touchdown	Date	Opponent (Result)
98-yd Kick Ret.	11/17/08	vs. Cleveland (L)
88-yd Punt Ret.	9/16/12	vs. Kansas City (W)
80-yd Punt Ret.	12/24/11	vs. Denver (W)
79-yd Punt Ret.	11/15/12	vs. Miami (W)
64-yd INT Ret.	11/23/08	at Kansas City (W)

MULTI-INT GAMES (2)

INTs	Date	Opponent	Quarterback
2	10/19/14	vs. Min. (W)	Teddy Bridgewater
2	11/23/08	at KC (W)	Tyler Thigpen

CAREER HIGHS

Tackles	13	9/7/14 at Chi.
INTs	2	2x - 10/9/14 vs. Min.
INT Long	64t	11/23/08 at KC
PD	6	10/30/16 at Dal.

PERSONAL

- Played corner at Ware County H.S. in Waycross, GA, where he was honored by the *Atlanta Journal-Constitution* and Georgia Sportswriters Association as a first-team AAAA All-State player
- As a senior in 2003, was named the area Defensive Player of the Year and earned a spot on the *Georgia Times Union* Super 11 team after recording 51 tackles, six interceptions, six pass breakups and three fumble recoveries. That season, led Ware to a 9-2 record, a regional title and a second-round AAAA playoff appearance
- Participated in the Georgia Athletic Coaches Association North-South All-Star Game
- Recorded 60 tackles and six interceptions as a junior in 2002, while adding eight receptions for over 300 yards on offense
- Also played basketball at Ware County

- Son of Lydia Brown. Has two older brothers, Dexter and Walter
- Majored in sports management at Troy University

2015 HIGHLIGHTS (WITH BUFFALO)

- Began the season on the reserve/non-football injury list, returned to the field in Week 9 and went on to play in nine games with five starts (one at safety and four at corner). Finished the season with 32 tackles (25 solo), two interceptions and seven passes defended
- Intercepted Jets QB Ryan Fitzpatrick in the fourth quarter of the regular-season finale vs. NYJ (1/3). The pick helped preserve the Bills' lead and secured a victory that eliminated New York from playoff contention
- Notched a season-high three passes defended in a win vs. Dal. (12/27)

Height: 5-10**Weight:** 195**Date Of Birth:** June 23, 1990**Hometown:** Hyattsville, MD**HS:** DeMatha Catholic (Hyattsville, MD)**College:** Virginia**NFL Experience:** 5th Year**Acquired:** FA (LA) 2016**Draft Pick:** Undrafted**VITALS****2016 EAGLES
DEFENSIVE LEADERS****INTERCEPTIONS**

1. Rodney McLeod 3
2. Jordan Hicks 2

TACKLES

1. Rodney McLeod 65
2. Malcolm Jenkins 53
3. Jordan Hicks 52

**SINGLE-GAME
CAREER-HIGH TACKLES**

1. 10/16/16 at Was. 17 (12 solo)
2. 12/17/15 vs. TB 15 (10 solo)
3. 10/9/16 at Det. 13 (9 solo)

**2016 NFL SAFETY
INTERCEPTION LEADERS**

- 1t. Rodney McLeod (Phi) 3
- Landon Collins (NYG) 3
- Reggie Nelson (Oak) 3

THREE-STEP DROP**Best player he has faced:** Aaron Rodgers**Player he models his game after:** Earl Thomas**Hobbies:** Puzzles and video games**Bucket list:** Ride in a helicopter, skydive and travel to Paris**If he could be an superhero he would be:** Batman**H.S. teammates in NFL:** Browns DL Cam Johnson, Lions CB Johnson Bademosi**Funniest Eagle:** Leodis McKelvin**Favorite teams/athletes growing up:** Lakers, Kobe Bryant, Deion Sanders**Favorite athletes now:** Steph Curry, LeBron James**Favorite movies:** *Any Given Sunday*, *The Dark Knight*, *Friday***Favorite TV shows:** *Power*, *Quantico*, *The Walking Dead***Favorite musicians:** Drake, Fabolous, Future**Favorite three throwback jerseys:** Walter Payton, Jerry Rice, Deion Sanders

“He plays with a lot of energy and flies around. He’s one of those safeties that I think Philadelphia will like. He has that attitude; he’s not afraid to stick his nose in the fan.”

- Eagles Pro Bowl Safety Malcolm Jenkins

Originally an undrafted free agent signee of the St. Louis Rams in 2012, Rodney McLeod (pronounced mick-CLOUD) signed a five-year contract with the Philadelphia Eagles in the 2016 offseason. After seeing most of his action on special teams as a rookie in 2012, McLeod won a starting job at the beginning of the 2013 season and has started all 48 games since. In his four-year career, he has compiled 289 tackles (205 solo), five interceptions, 16 passes defended, six forced fumbles and five fumble recoveries on defense. A four-year letterman at the University of Virginia, McLeod started 33 of the final 34 games he played for the Cavaliers and earned honorable mention ALL-ACC honors as a senior in 2011.

BIRDSEED

- Hosts an annual football camp at his high school alma mater, DeMatha Catholic, in Hyattsville, MD. The free camp focuses on improving football fundamentals for kids between the ages of 9-14. The camp features motivational speakers who guide campers through a variety of topics including perseverance, dedication to academics and healthy living
- During his time in St. Louis, became heavily involved with the Shriners Hospital for Children and hosted an annual event called Halloween Huddle. During the event, McLeod spent time with hospital patients playing arcade games and riding go-karts

**2016 HIGHLIGHTS**

- Through Week 9, leads the Eagles in tackles (65) and interceptions (three). His three interceptions are tied for the most in the NFL by a safety in 2016
- Notched seven tackles (five solo), including one for a loss, a Dal. (10/30)
- Logged double-digit tackles for the third straight game (11) in a Week 7 win vs. Min. (10/23). Made a game-changing interception in the first quarter when he picked off Vikings QB Sam Bradford in the end zone to counter an Eagles turnover which gave Minnesota the ball at the Philadelphia 2. Put an end to another Vikings' possession later in the first half when he recorded a strip-sack of Bradford -- the first sack of his career -- and teammate Beau Allen recovered the loose ball at the Philadelphia 38
- Set a new single-game career high with 17 tackles (12 solo) at Was. (10/16), leading the defense in tackles for the second straight week
- Compiled a team-high 13 tackles (nine solo), marking the second-highest single-game total of his career, at Det. (10/9). The 13 tackles are the most by an Eagle in a single-game in 2016



McLEOD'S CAREER STATISTICS

Year	Team	GP/GS	TACKLES					PASS DEFENSE					FUMBLES			DEF SNAPS		ST	
			Total	Solo	Asst	TFL	Sacks	Int	Yards	Lg	TD	KD	FF	FR	Yards	Played	Pct		
2012	St. Louis	16/0	0	0	0	NA	0.0	0	0	--	0	0	0	0	0	0	4	0%	16
2013	St. Louis	16/16	87	68	19	NA	0.0	2	2	2	0	6	2	2	7	1060	100%	3	
2014	St. Louis	16/16	96	64	32	NA	0.0	2	1	1	0	5	2	2	9	1025	100%	1	
2015	St. Louis	16/16	106	73	33	NA	0.0	1	4	4	0	5	3	1	20	1153	100%	0	
2016	Philadelphia	8/8	65	46	19	2.0	1.0	3	5	5	0	6	1	0	0	511	99%	3	
Totals		72/56	354	251	103	NA	1.0	8	12	5	0	22	8	5	36	---	---	23	

ADDITIONAL STATISTICS

Special Teams Forced Fumbles: (1) - 1 in 2013 [at Hou. 10/13]

Receptions: (1-21) - 1-21 in 2012

2016 GAME-BY-GAME STATISTICS

Date	Opp	W/L	GP/GS	S	A	TT	Sac	Hur	Int	Yds	Lg	KD	FF	FR	Snaps	Pct
Sep 11	Cle	W	1/1	3	0	3	0.0	0	1	5	5	0	0	0	50	96%
Sep 19	at Chi	W	1/1	4	0	4	0.0	0	0	0	--	0	0	0	50	96%
Sep 25	Pit	W	1/1	6	1	7	0.0	0	1	0	0	2	0	0	60	100%
Oct 9	at Det	L	1/1	9	4	13	0.0	0	0	0	--	0	0	0	61	100%
Oct 16	at Was	L	1/1	12	5	17	0.0	0	0	0	--	1	0	0	73	99%
Oct 23	Min	W	1/1	5	6	11	1.0	0	1	0	--	1	1	0	75	99%
Oct 30	at Dal	L	1/1	5	2	7	0.0	0	0	0	--	0	0	0	78	100%
Nov 6	at NYG	L	1/1	2	1	3	0.0	0	0	0	--	2	0	0	64	100%
Nov 13	Atl															
Nov 20	at Sea															
Nov 28	GB															
Dec 4	at Cin															
Dec 11	Was															
Dec 18	at Bal															
Dec 22	NYG															
Jan 1	Dal															
Totals			8/8	46	19	65	1.0	0	3	5	5	6	1	0	511	99%

CAREER HIGHS

Tackles	17	10/16/16 at Was.
INTs	1	8x - 10/23/16 vs. Min.
KDs	2	4x - 11/6/16 at NYG

TOUCHDOWNS (1)

Touchdown	Date	Opponent (Result)
20-yd Fum. Ret.	10/25/15	vs. Cleveland (W)



2016 HIGHLIGHTS - Cont.

- Tallied seven tackles (six solo) and his second interception of the season in a 34-3 win vs. Pit. (9/25). Picked off Steelers QB Ben Roethlisberger when he wrestled a deep end zone pass away from WR Darrius Heyward-Bey
- Recorded an interception of Browns QB Robert Griffin III in his Eagles debut vs. Cle. (9/11). Picked off Griffin at the Eagles 16-yard line to halt a potential scoring drive. Also added three solo tackles, including one for a loss

PERSONAL

- Played defensive back, wide receiver and kick returner in high school at DeMatha Catholic in Hyattsville, MD, for coach Bill McGregor
- Earned second-team all-state and first-team all-conference honors as a senior defensive back in 2007 after intercepting three passes. Also hauled in 24 receptions for 521 yards (21.7 avg.) and eight TDs while returning three kicks for scores
- As a junior in 2006, helped lead DeMatha to its fourth straight conference title, intercepting two passes and earning second-team all-conference recognition. On offense, snagged 20 passes for 400 yards (20.0 avg.) and seven touchdowns

- Was also a member of the school's 400-meter relay team
- Graduated from UVA with a degree in sociology
- The son of Kimberly Holloman and Rodney McLeod. Has five younger siblings
- Has an English Bulldog named Caesar
- Says that his 'Welcome to the NFL' moment occurred as a rookie against the Arizona Cardinals. "We ran gunner motion when I was on punt coverage and their safety, Rashad Johnson, started into the box, peeled back and perfectly timed a hit on me. He squared me up good, but I didn't fall down. I remember thinking, 'This is a grown man's league.'
- For more information on McLeod, visit his personal website: www.rodneymcleod23.com
- Twitter: @Rodney_McLeod4; Instagram: @rodmcleod4

2015 HIGHLIGHTS (WITH ST. LOUIS)

- Started all 16 games at free safety and finished third on the defense with a career-high 106 tackles (73 solo). Also added one INT, five passes defended, a career-high three forced fumbles and a fumble recovery which he returned for a touchdown
- Registered a career-high 5 tackles in a win vs. TB (12/17)



Height: 6-3 **VITALS**
Weight: 263
Date Of Birth: September 16, 1990
Hometown: Buffalo, NY
HS: Grover Cleveland (Buffalo, NY)
College: Buffalo
NFL Experience: 2nd Year
Acquired: PS-Hou-15
Draft Pick: D5-13 (147th overall)
 by Tampa Bay

UNIVERSITY AT BUFFALO CAREER SACK LEADERBOARD

1. Khalil Mack (2010-13)	28.5
2t. Rich Dadabo (1989-92)	24.0
Vince Canosa (1992-95)	24.0
4. Trevor Scott (2004-07)	19.0
5. Steven Means (2009-12)	18.5

THREE-STEP DROP

Three favorite throwback jerseys: Michael Jordan, Bulls; Barry Sanders, Lions; Lawrence Taylor, NY Giants

Biggest pet peeve: Liars

First job: Burger flipper at McDonald's

Favorite Halloween costume: Dressed up as a cheerleader in college

Bucket list: Establish an enterprise that creates jobs for his family

Nickname: Reese

Person that has left him starstruck: Getting a head nod from Marshawn Lynch during pregame warmups as a rookie with Tampa Bay

Three items needs on deserted island: Water, matches and The Bible

Favorite movie: *God's Not Dead*

Favorite TV shows: *The Walking Dead*, *The Wire*

Favorite meal: Cereal - Frosted Flakes and Cinnamon Toast Crunch

Originally a fifth-round draft choice of the Tampa Bay Buccaneers in 2013, Steven Means was signed by the Eagles off of the Houston Texans practice squad following Week 13 of the 2015 season. Means appeared in 11 games over his first two seasons with Tampa Bay, recording five tackles as a defensive end in addition to contributing on special teams. A native of Buffalo, NY, Means was a four-year letterman at the University at Buffalo, where he finished his career ranked fourth in school history in sacks with 18.5.

BIRDSEED

- According to Means, the best player he has ever lined up against is current teammate and Eagles LT Jason Peters. In fact, Peters was part of his "welcome to the NFL" moment. As a rookie for the Buccaneers in 2013, Means' performance in a Week 4 matchup against the Cardinals led to increased snaps the following game. It just so happened that the next contest would be against the Eagles and o-line anchor, Peters. Said Means, "I just remember this one play where Jason literally lifted me up in the air and slammed me to the ground. It didn't stop there. He rested his hands on my chest and made sure that my back remained on the grass until the play was over. I was in total shock at the time and just kept thinking that you have to come ready to play on every single down at this level."

2016 HIGHLIGHTS

- Logged his first-career sack and forced fumble in a win vs. Min. (10/24)

PERSONAL

- Most memorable college moment took place in a game against Miami (OH) when he found out that an NFL rep was in attendance to scout him. It was the first time that he realized his NFL dream could come to fruition
- Enjoyed watching some of the game's elite pass rushers including Bruce Smith, Michael Strahan and Lawrence Taylor. Growing up, was a huge fan of his hometown team the Buffalo Bills and QB Doug Flutie
- Currently follows the careers of JJ Watt, Pernell McPhee, Elvis Dumervil, Cliff Avril and college teammate Kahlil Mack
- If he could be one superhero, it would be The Incredible Hulk
- Favorite musical artists include Lil Wayne, T-Pain and Meek Mill
- His all-time favorite meal is chicken and shrimp alfredo. However, fried gator, which some would consider to be a rather unique delicacy, is one of his go-to snacks
- Was an active member in the Tampa Bay community during his two years as a Buccaneer, participating in several team initiatives, including visiting patients at St. Joseph's Children's Hospital and All Children's Hospital, working with local YMCAs and visiting local servicemen and servicewomen at MacDill Air Force Base
- Played high school football at Grover Cleveland (NY) High School, where he was a two-time All-Western New York selection



MEANS' CAREER STATISTICS

Year	Team	GP/GS	TACKLES					PASS DEFENSE					FUMBLES			DEF SNAPS		
			Total	Solo	Asst	TFL	Sacks	Int	Yards	Lg	TD	KD	FF	FR	Yards	Played	Pct	
2013	Tampa Bay	10/0	5	3	2	0	0.0	0	0	0	0	0	0	0	0	0	77	12%
2014	Tampa Bay	1/0	1	1	0	0	0.0	0	0	0	0	0	0	0	0	4	6%	
2014	Baltimore	0/0	0	0	0	0	0.0	0	0	0	0	0	0	0	0	---	---	
	<i>2014 Totals</i>	<i>1/0</i>	<i>1</i>	<i>1</i>	<i>0</i>	<i>0</i>	<i>0.0</i>	<i>0</i>	<i>0</i>	<i>0</i>	<i>0</i>	<i>0</i>	<i>0</i>	<i>0</i>	<i>0</i>	<i>4</i>	<i>6%</i>	
2015	Philadelphia	0/0	0	0	0	0	0.0	0	0	0	0	0	0	0	0	0	0%	
2016	Philadelphia	6/0	2	2	0	0	1.0	0	0	0	0	0	1	0	0	20	4%	
Totals		17/0	8	6	2	0	1.0	0	0	0	0	0	1	0	0	---	---	

PLAYOFFS

2014	Baltimore	0/0	0	0	0	0	0	0	0	0	0	0	0	0	0	0	0%
Totals		0/0	0	0	0	0	0	0	0	0	0	0	0	0	0	0	0%

2016 GAME-BY-GAME STATISTICS

Date	Opp	W/L	GP/GS	S	A	TT	Sac	Hur	KD	FF	FR	Snaps	Pct
Sep 11	Cle	W	1/0	0	0	0	0.0	0	0	0	0	0	0%
Sep 19	at Chi	W	1/0	0	0	0	0.0	0	0	0	0	7	13%
Sep 25	Pit	W	1/0	1	0	1	0.0	0	0	0	0	6	10%
Oct 9	at Det	L	0/0	INACTIVE									
Oct 16	at Was	L	0/0	INACTIVE									
Oct 23	Min	W	1/0	1	0	1	1.0	0	0	1	0	5	7%
Oct 30	at Dal	L	1/0	0	0	0	0.0	0	0	0	0	2	3%
Nov 6	at NYG	L	1/0	0	0	0	0.0	0	0	0	0	0	0%
Nov 13	Atl												
Nov 20	at Sea												
Nov 28	GB												
Dec 4	at Cin												
Dec 11	Was												
Dec 18	at Bal												
Dec 22	NYG												
Jan 1	Dal												
Totals			6/0	2	0	2	1.0	0	0	1	0	20	4%

PERSONAL - Cont.

- Notched 108 tackles, 20 sacks, five forced fumbles and one interception as a senior in 2007, leading his team to an appearance in the Western New York Harvard Cup
- Son of Steven, Sr. and Gwen Means. Has two younger brothers, Brandon and Cameron
- Earned his degree in sociology

COLLEGE HIGHLIGHTS

- Appeared in 48 games (42 starts) at Buffalo, posting 185 tackles, 29.5 tackles for loss, 18.5 sacks, three forced fumbles, three fumble recoveries and two interceptions, while also blocking five kicks
- Finished his career ranked fourth in Buffalo annals in sacks with 18.5 and tied for 10th in tackles for loss with 29.5
- As a senior in 2012, earned All-MAC second-team honors after posting career highs in tackles (77), tackles for loss (11) and sacks (6.5)

- Notched 33 tackles and 2.5 sacks as a junior in 2011. Also returned an interception for a touchdown
- Collared 50 tackles, a team-leading 4.5 sacks and two forced fumbles as a redshirt sophomore in 2010
- Led the Bulls in sacks (five) as a redshirt freshman in 2009, earning first-team All-Freshman honors from *Phil Steele*
- Redshirted in 2008

TRANSACTIONS

- | | |
|----------|---|
| 2013 | Drafted by TB in 5th round ... signed 4-year contract |
| 9/9/14 | Waived by TB |
| 10/7/14 | Signed by BAL to the practice squad |
| 12/23/14 | Signed by BAL to the active roster |
| 3/9/15 | Re-signed by BAL |
| 9/2/15 | Waived by BAL |
| 10/21/15 | Signed by HOU to the practice squad |
| 12/8/15 | Signed by PHI from the HOU practice squad |



Height: 6-0

Weight: 196

Date Of Birth: April 6, 1994

Hometown: DeSoto, TX

HS: DeSoto

College: LSU

NFL Experience: Rookie

Draft Pick: D7a-16 (233rd overall)
by Philadelphia

VITALS

2016 EAGLES DEFENSIVE LEADERS PASSES DEFENSED

1. Nolan Carroll 10

2t. Malcolm Jenkins 8

Leodis McKelvin 8

4t. Jalen Mills..... 6

TACKLES

1. Rodney McLeod 65

2. Malcolm Jenkins 53

3. Jordan Hicks 52

4. Nigel Bradham 47

5. Jalen Mills..... 37

COLLEGIATE ACCOLADES

2015: CBS Sports' 1st-Team All-American

2012: Freshman 1st-Team All-American

THREE-STEP DROP

Favorite meal: Shrimp and rice

First jersey: Allen Iverson black Philadelphia 76ers

Biggest pet peeve: When people tap you in order to get your attention

Players he models his game after: Cardinals S Tyrann Mathieu

First job: Sold a local newspaper door-to-door when he was 14

Former high school teammates: Chicago Bears DB Demontre Hurst

Bucket list: Go on a safari, scuba dive with sharks, travel to Australia, Dubai, Paris

Desired talent: Be a genius. "I would want to be the next Albert Einstein"

Favorite athletes growing up: Allen Iverson, Tracy McGrady, Roy Jones Jr.

Favorite athletes to watch now: LeBron James, Derrick Rose, Usain Bolt and Serena Williams

Favorite book: *The One Year Uncommon Life Daily Challenge* by Tony Dungy

Favorite movies: *Belly*, *Finding Nemo*, *Paid in Full*, *Scarface*

Favorite music: Future, Kodak Black, Lil Uzi Vert, Young Thug

"One thing he showed up with and nobody had to coach him on was confidence and the ability to bounce back. He's got really thick skin. He's a perfectionist when it comes to his technique and wanting to compete."

-Eagles Safety Malcolm Jenkins

An experienced defensive back who was a four-year starter at LSU, Jalen Mills was selected by the Eagles in the seventh round of the 2016 NFL Draft. The 2015 first-team All-America honoree finished his Tigers career with 216 tackles, eight tackles for loss, six interceptions and four sacks in 46 games (45 starts).

BIRDSEED

- Roomed with Tampa Bay Buccaneers LB Kwon Alexander all throughout college and considers him one of his closest friends to this day. Helped Alexander with his football camp in Anniston, AL, during the 2016 offseason
- Volunteered with the Big Buddy Program while in college at LSU. As a part of the program, went to local elementary schools, gave kids a tour of the LSU athletic facility and took them to a water park
- Uses yoga as a training tool for football. "You have to balance the highs and lows and be able to control different parts of your body when you are in certain situations. It translates to game situations"
- A big soccer fan to this day, Mills played left midfield and left forward in high school. Attended the COPA America Centenario games at Lincoln Financial Field in the 2016 offseason and says if he could play any other sport he would be a forward for the U.S. national team. His favorite soccer players are Cristiano Ronaldo and Lionel Messi

2016 HIGHLIGHTS

- Through Week 9, ranks tied for fourth on the Eagles defense with six passes defended and fifth in tackles (37)
- Logged four solo tackles and a pass defended in a win vs. Min. (10/23). Helped limit the Vikings to just 189 net passing yards
- Made the first start of his career at Was. (10/16) and recorded seven tackles (five solo) and a pass defended
- Tied for the team lead with a career-high eight tackles (seven solo) in a 34-3 win vs. Pit. (9/25)
- Received increased playing time on defense at Chi. (9/19) with CBLeodis McKelvin inactive. Led the defense with six tackles (all solo) and logged a pass defended
- Played in the first game of his NFL career vs. Cle. (9/11) and recorded two tackles and a pass defended

PERSONAL

- Spent one season at DeSoto (TX) High School and helped lead his team to a 10-2 record as a senior, after transferring from Lancaster High School



MILLS' CAREER STATISTICS

			TACKLES					PASS DEFENSE					FUMBLES			DEF SNAPS		ST
Year	Team	GP/GS	Total	Solo	Asst	TFL	Sacks	Int	Yards	Lg	TD	KD	FF	FR	Yards	Played	Pct	T
2016	Philadelphia	8/1	37	32	5	0	0.0	0	0	--	0	6	0	0	0	315	61%	0
Totals		8/1	37	32	5	0	0.0	0	0	--	0	6	0	0	0	---	---	0

2016 GAME-BY-GAME STATISTICS

Date	Opp	W/L	GP/GS	S	A	TT	Sac	Hur	Int	Yds	Lg	KD	FF	FR	Snaps	Pct
Sep 11	Cle	W	1/0	2	0	2	0.0	0	0	0	--	1	0	0	12	23%
Sep 19	at Chi	W	1/0	6	0	6	0.0	0	0	0	--	1	0	0	43	83%
Sep 25	Pit	W	1/0	7	1	8	0.0	0	0	0	--	0	0	0	53	88%
Oct 9	at Det	L	1/0	4	0	4	0.0	0	0	0	--	1	0	0	24	39%
Oct 16	at Was	L	1/1	5	2	7	0.0	0	0	0	--	1	0	0	73	99%
Oct 23	Min	W	1/0	4	0	4	0.0	0	0	0	--	1	0	0	27	36%
Oct 30	at Dal	L	1/0	3	1	4	0.0	0	0	0	--	1	0	0	47	60%
Nov 6	at NYG	L	1/0	1	1	2	0.0	0	0	0	--	0	0	0	36	56%
Nov 13	Atl															
Nov 20	at Sea															
Nov 28	GB															
Dec 4	at Cin															
Dec 11	Was															
Dec 18	at Bal															
Dec 22	NYG															
Jan 1	Dal															
Totals			8/1	32	5	37	0.0	0	0	0	--	6	0	0	315	61%

CAREER HIGHS

Tackles	8	9/25/16 vs. Pit.
KDs	1	6x - 10/30/16 at Dal.

PERSONAL - Cont.

- Began playing football when he was 12 as a defensive end for the Oak Cliff Titans. Moved to WR and QB before switching to the secondary as a junior in high school
- Mother is Kisa Mills. Has an older brother, Jaquan
- Has one dog: a Morkie named Baby
- Majored in sports administration at LSU. Has one semester left and plans on completing his degree following his rookie year
- Twitter: @Mills_Island; Instagram: @thereal_jmills

COLLEGE HIGHLIGHTS

- Played in seven games as a senior in 2015 after breaking his ankle in the preseason. Was a first-team All-America selection by *CBS Sports* after finishing the season with 30 tackles, one sack and three pass breakups
- Started 12 games at safety and one at nickelback as a junior in 2014, and tallied 62 tackles, three tackles for loss, one interception and five pass breakups
- Picked up 67 tackles, three sacks and three interceptions over his 13 starts as a sophomore in 2013. His interception total tied for the team lead
- Earned 2012 Freshman first-team All-America honors after starting all 13 games at CB and finishing fourth on the team with 57 total tackles, while adding two interceptions and five pass breakups

TRANSACTIONS

2016 Drafted by PHI in 7th round ... signed 4-year contract



Height: 6-4
Weight: 328
Date Of Birth: January 22, 1982
Hometown: Queen City, TX
HS: Queen City
College: Arkansas
NFL Experience: 13th Year
Acquired: Trade-Buffalo (2009)
Draft Pick: Undrafted

VITALS



Pro Bowls: 2008, 2009, 2010, 2011, 2012, 2014, 2015, 2016

"To get a big guy playing tackle that can pass protect like he does and work his way down the field, God didn't create many people like him."

- NBC Sunday Night Football analyst
Cris Collinsworth

PRO BOWLS BY EAGLES TACKLES

Jason Peters 6
Bob Brown 3
Frank Kilroy 3
Tra Thomas 3

MOST PRO BOWLS EAGLES HISTORY

Chuck Bednarik 8
Reggie White 7
Brian Dawkins 7
Donovan McNabb 6
Jason Peters 6
Pete Pihos 6

THREE-STEP DROP

First jersey owned: Shaquille O'Neal, Orlando Magic

Funniest Eagles: Donnie Jones and Jon Dorenbos

First job: Working the grill at Wendy's in Atlanta, TX. "After practice, I would ride three miles on my bike to work and made \$140/week"

If he could play another sport, what position/team: Pitcher, N.Y. Yankees

Best player ever lined up against: Dwight Freeney. "He'll change the whole game around if you can't block him"

Talent he'd like to have: To be an engineer for Microsoft and invent something as impactful as the Internet

CAREER HIGHLIGHTS

- With his eighth Pro Bowl selection and sixth as an Eagle in 2015, Peters has garnered the second-most Pro Bowl nods by an offensive lineman in team history behind Chuck Bednarik (eight), who did so as a two-way player at center and linebacker
- Earned Pro Bowl honors in five consecutive seasons (2007-11) and All-Pro honors following the 2007, '08, '10, '11, '13 and '14 campaigns
- Joined Frank "Bucko" Kilroy (1953-55) as the only two offensive linemen in franchise history to earn a Pro Bowl berth in three consecutive years
- Since Peters' first Pro Bowl selection in 2007, only Cleveland's Joe Thomas (eight) has been selected to as many Pro Bowls as a tackle
- Has two career touchdowns: Blocked a punt and recovered it in the end zone (12/19/04 at Cin.) and caught J.P. Losman's first career TD pass (9/11/05 vs. Hou.)

PETERS' CAREER SERVICE

Regular Season			Playoffs		
Year	Team	GP/GS	Year	Team	GP/GS
2004	Buffalo	5/1	2009	Philadelphia	1/1
2005	Buffalo	16/10	2010	Philadelphia	1/1
2006	Buffalo	16/16	2013	Philadelphia	1/1
2007	Buffalo	15/15	Totals		3/3
2008	Buffalo	13/13	Starts by position: 2004: 1 at TE, 2005: 1 at TE, 9 at RT, 2006: 7 at RT, 9 at LT, 2007: 15 at LT, 2008: 13 at LT, 2009: 15 at LT (1 at LT in playoffs), 2010: 13 at LT (1 at LT in playoffs), 2011: 14 at LT, 2013: 16 at LT (1 at LT in playoffs), 2014: 16 at LT; 2015: 14 at LT		
2009	Philadelphia	15/15	First NFL game: 11/14/04 at NE		
2010	Philadelphia	13/13	First NFL start: 12/19/04 at Cin.		
2011	Philadelphia	14/14			
2012	Philadelphia	0/0			
2013	Philadelphia	16/16			
2014	Philadelphia	16/16			
2015	Philadelphia	14/14			
2016	Philadelphia	8/8			
Totals		161/151			



BRAND JORDAN



Peters started a collection of Jordans in 2006 and now has a collection of over 2,500 that he neatly displays in one closet in his home. His personal favorites are the "black and red 13's"

BIRDSEED

- Originally signed with the Buffalo Bills in 2004 as a rookie free agent tight end with a signing bonus of \$5,000. Peters went undrafted despite an impressive workout at the NFL Scouting Combine, including a 4.8 time in the 40-yard dash. Credits the draft-day snub with giving him extra motivation
- Credits former Bills coach Mike Mularkey for his career-changing switch from tight end to tackle in 2005. "Offensive line was one of our weak points and I remember wanting to get on the field any way I could. Coach Mularkey told me about it and Mouse (O-line coach Jim McNally) and I got to work."
- Was once taken out of a baseball game as a 9-year old after the umpire and opposing coach were convinced he was too old to play. "I struck out 9 batters in the first three innings. My mother had to go home and get my birth certificate before I was allowed back in the game. After I did, I hit a home run."

PERSONAL

- Single and resides in South Jersey and in Atlanta, TX. Has a son, Jayshaun, who plays football, baseball, and basketball. "He's 12 years old and he made the all-star team in all three sports," said his proud father
- Mother Telededo (pronounced Toledo) Simington and stepfather Ivory Simington. Has two sisters, Ivy and Chrissy
- Jason is quick to name his mother as the hero in his life, "My mom means everything to me. I definitely wouldn't be where I am today without her. She worked multiple jobs so she could provide for us. In the last year or so she lost over 100 pounds before undergoing two knee replacement surgeries. Now she's doing so much better. She continues to be such a big inspiration to me"
- Attended Queen City (TX) High School, earning All-District and All-Area honors as a defensive end. Also lettered in basketball, averaging 18.4 points per game to garner All-District and All-Area honors
- Owns anywhere from 10-15 cars and loves taking the time to get dirty under the hood to fix them up. His prized possession, though, is a PS Freightliner. "I use it to tow my camper and my other cars. I taught myself how to drive it."
- Lists dominoes, fishing, camping in Texas and DJing as hobbies. Also took up golf a few offseasons ago
- Favorite teams/athletes growing up: Buffalo Bills, Texas Rangers and Bruce Smith
- Began playing football as a 10-year-old offensive and defensive lineman for the Queen City Bulldogs

CUSTOM WHEELS



Peters owns a business in Shreveport, LA, named Greedy Boy Customs. "We do custom car work or on really anything with wheels," said Peters. "We've actually done work on a few golf carts." ... Thanks to his grandfather, Dallas Wiggins, buying and restoring cars has been a passion in Jason's life. "He used to take all these old cars and fix them up. When I was little, I was always hanging around watching him and my uncle, and I got hooked."

- An avid fisherman, Peters' most memorable catch was a 14-pound bass from a boat on a lake in Arkansas. "Me and about eight of my teammates would fish all the time in college. As soon as we got done with practice, we would go."
- Majored in vocational education
- Full name: Jason Raynard Peters

2014 HIGHLIGHTS

- Named second-team All-Pro by *The Associated Press*
- Garnered All-NFC honors from the Pro Football Writers of America
- Earned his seventh trip to the Pro Bowl and is the first offensive tackle in team history to earn five-plus Pro Bowl selections. Since earning his first bid in 2007, the only offensive tackle with more Pro Bowl selections is Cleveland's Joe Thomas (eight)
- Named to the USA Football All-Fundamentals team, an annual team comprised of 26 NFL players who exhibit exemplary football techniques for young players to emulate
- Helped the Eagles generate 6,348 total yards of offense: the fifth-most in the NFL. Also paved the way for LeSean McCoy, who ranked third in the NFL with 1,319 rushing yards

2013 HIGHLIGHTS

- Earned first-team All-Pro honors for the second time and garnered his sixth Pro Bowl selection after starting all 16 games
- Was part of an offensive line that helped block for the NFL's leading rusher, LeSean McCoy, who finished with a franchise-best 1,607 rushing yards
- Helped the Eagles set a team record with 442 points scored (broken in 2014) and 6,676 total net yards

2011 HIGHLIGHTS

- Earned first-team All-Pro honors for the first time in his career. Also earned his fifth straight Pro Bowl selection after starting 14 games at left tackle
- Tabbed as a *Pro Football Weekly*/PFWA All-NFL performer
- Was part of an offensive line that received the Madden Protector Award at NYG (11/20) and vs. Dal. (10/30). This award is given each week of the regular season to the NFL's top performing offensive line and recognizes the fundamental role offensive linemen play in their teams' success



VITALS
Height: 6-4
Weight: 303
Date Of Birth: October 29, 1993
Hometown: Corvallis, OR
HS: Corvallis
College: Oregon State
NFL Experience: Rookie
Draft Pick: D3-16 (79th overall) by Philadelphia



DID YOU KNOW?

Isaac's father, Joe Seumalo, was teammates with Eagles Head Coach Doug Pederson when the two played for the Rhein Fire of NFL Europe in 1995.

COLLEGE ACCOLADES

- 2015:** All-Pac-12 Honorable Mention
Pac-12 All-Academic First Team
- 2013:** All-Pac-12 Second Team
Pac-12 All-Academic First Team
Capital One Academic All-District
- 2012:** All-Pac-12 Honorable Mention
Phil Steele Freshman All-America

SEUMALO'S CAREER SERVICE

Regular Season		
Year	Team	GP/GS
2016	Philadelphia	1/0
Totals		1/0
First NFL game: 11/6/16 at NYG		

THREE-STEP DROP

- Family ties:** Is the son of Joe Seumalo, who played college football at Hawaii and is now the D-line coach at Arizona State. Joe played professionally in NFL Europe and the CFL
- Players he models his game after:** Falcons C Alex Mack, G Andy Levitre
- Favorite moment as a sports fan:** Hawaii's run to the 2008 Sugar Bowl
- If he could play another sport:** Ping pong
- First job growing up:** Would get up at 3 a.m. to deliver newspapers in the neighborhood
- Favorite meal:** Any Hawaiian dish
- Favorite TV show:** Big fan of *It's Always Sunny in Philadelphia*. "If I could meet those guys, that'd be crazy."

"He's a guy who can play all five positions...He's incredibly smart, the son of a coach, and someone we had targeted all along...The tape separated him for us. When you watch the tape, [he has the] ability to play at the point of attack and to play in space. [He's an] intelligent guy."

**-Eagles Executive V.P. of Football Operations
Howie Roseman**

A versatile offensive lineman out of Oregon State, Isaac Seumalo was drafted by the Philadelphia Eagles in the third round of the 2016 NFL Draft. Seumalo (pronounced Say-u-mah-low), made 37 starts for the Beavers during his career, opening 23 contests at center, nine at right guard, three at left tackle and two at right tackle. A standout at Corvallis (OR) High School, Seumalo was rated as the No. 2 offensive lineman in the nation by *SuperPrep*.

BIRDSEED

- Numerous members of the Seumalo family have ties to Oregon State athletics. Isaac's brother, Andrew, is currently a grad assistant for the Beavers and played defensive tackle for OSU from 2009-2012. Isaac and Andrew teamed up for one season when Isaac was a freshman and Andrew was a senior. The lone daughter in the family, Isaac's sister Jessi plays volleyball for the Beavers. The family tree ties to OSU start with Isaac's father, Joe, who coached football at OSU and is currently the defensive line coach at Arizona State
- A former d-lineman at Hawaii'i, Joe Seumalo enjoyed a pro career for the Calgary Stampeders, Ottawa Roughriders and the Edmonton Eskimos of the CFL, and the Rhein Fire of NFL Europe

2016 HIGHLIGHTS

- Saw action in his first-career NFL game at NYG (11/6)

COLLEGE HIGHLIGHTS

- Made 37 career starts at Oregon State, opening contests at every position on the offensive line except for left guard
- Sat out the 2014 season while recovering from a foot injury, but returned to the field as a redshirt junior in 2015 and went on to start all 12 games for the Beavers (nine at RG, three at LT). Prior to the season, was named to the Outland Trophy and Rotary Lombardi Award watch lists and finished the year with All-Pac-12 Honorable Mention and Pac-12 All-Academic First team honors
- Started 10 games at center and two games at RT as a sophomore in 2013, earning Pac-12 All-Conference Second Team honors, while also being named to the Capital One Academic All-District team and the Pac-12 All-Academic First Team
- In 2012, became the first freshman starting center for Oregon State since Roger Levasa in 1978. Was just one of two true freshmen in the country to start their team's season opener at center. Earned All-Pac-12 honorable mention and was named Freshman All-America by *Phil Steele* and *CBSSports.com*



Height: 5-10

Weight: 208

Date Of Birth: January 20, 1994

Hometown: Elkton, MD

HS: Eastern Christian Academy

(Elkton, MD)

College: West Virginia

NFL Experience: Rookie

Draft Pick: D5a-16

(153rd overall) by

Philadelphia

VITALS



WEST VIRGINIA SINGLE-SEASON RUSHING YARDS

1. Steve Slaton (2006)	1,744
2. Avon Cobourne (2002)	1,710
3. Amos Zereoue (1997)	1,589
4. Wendell Smallwood (2015)	1,519

THREE-STEP DROP

In any other sport, what position would you play and what team:

Shooting guard for the Philadelphia 76ers

Player he tries to model his game after: Marshall Faulk

Pre-game ritual: Make myself throw up. "I don't like anything in me"

Three favorite throwback jerseys: Brian Westbrook, Eagles; Michael Vick,

Falcons; Michael Jordan, North Carolina

Biggest Pet Peeve: The sound of a chalkboard

Favorite TV show: *Martin*

First Job: Counselor at the YMCA

Favorite quote: "Do you not know that in a race all the runners run, but only one gets the prize? Run in such a way as to get the prize"

- Corinthians 9:24

"Here is a guy I think can be explosive; has shown some explosiveness. I really like the fact how he catches the football out of the backfield. I think that is something that is just a gift that he has. He's a natural; a natural pass catcher."

-Eagles head coach Doug Pederson

A native of nearby Wilmington, DE, and a fan of the Eagles during his childhood, Wendell Smallwood joined his hometown team after being selected in the 5th round of the 2016 draft from West Virginia. In 2015, Smallwood was named WVU's offensive player of the year and earned All-Big 12 second-team honors after setting career highs with 1,519 yards and 12 touchdowns on 238 carries (6.4 avg.).

2016 HIGHLIGHTS

- Carried the ball twice for 25 yards (12.5 avg.), including a game-long and career-best 19-yard rush in the first quarter at NYG (11/6). Also posted 2 kickoff returns for 50 yards (25.0 avg.)
- Registered an 86-yard kickoff return TD at Was. (10/16). Was the Eagles' first kickoff return TD since Josh Huff on 11/23/14 vs. Ten. (107 yards). In 2016, Smallwood and Huff (98-yard kickoff return TD vs. Min. on 10/23) became the first duo in Eagles history and the fifth in the NFL since the 1970 merger to produce kickoff return TDs in consecutive weeks
- Led the team with 17 carries for 79 yards (4.6 avg.), including a 1-yard TD, the first of his NFL career. His 79 yards were the most by an Eagles rookie since Bryce Brown on 12/2/12 at Dal. (169 yards)
- Combined for 16 yards on two carries and returned a kickoff for a career-high 30 yards in the *Monday Night Football* victory at Chi. (9/19)
- Appeared in his first NFL game in the season debut vs. Cle. (9/11). Returned a kickoff for a team-high 23 yards and had one carry on offense

BIRDSEED

- Grew up a fan of the Eagles in nearby Wilmington. One of his favorite games he attended was the Eagles-Packers playoff game on January 11, 2004 when he witnessed the Eagles' 4th and 26 conversion that led to a comeback win in overtime.
- His favorite Eagle all-time was Duce Staley, who now serves as his position coach. "I was star-struck at the combine after meeting him. I even asked for a picture with him"

PERSONAL

- Son of Nichelle Barber and Wendell Smallwood. He has a pit bull named Prince
- Played his first three high school seasons at Red Lion Christian Academy in Bear, DE, before finishing high school at Eastern Christian Academy in Elkton, MD
- Began playing football as a fullback and guard for the Claymont (DE) Falcons as a seven-year old
- Names fishing as his primary hobby



SMALLWOOD'S CAREER STATISTICS

Year	Team	GP/GS	RUSHING					RECEIVING					OFF SNAPS		
			Att	Yds	Avg	Lg	TD	No	Yds	Avg	Lg	TD	TYS	No	Pct
2016	Philadelphia	8/0	31	135	4.4	19	1	1	14	14.0	14	0	149	52	10%
Totals		8/0	31	135	4.4	19	1	1	14	14.0	14	0	149	52	10%

ADDITIONAL CAREER STATISTICS

Kick Returns: 5-189 (37.8 avg.), TD Fumbles/Lost: 1/1

2016 GAME-BY-GAME STATISTICS

Date	Opp	W/L	GP/GS	RUSHING					RECEIVING					SNAPS		
				Att	Yds	Avg	Lg	TD	No	Yds	Avg	Lg	TD	TYS	No	Pct
Sep 11	Cle	W	1/0	1	1	1.0	1	0	0	0	---	--	0	1	2	3%
Sep 19	at Chi	W	1/0	2	16	8.0	11	0	0	0	---	--	0	16	5	7%
Sep 25	Pit	W	1/0	17	79	4.6	14	1	0	0	---	--	0	79	24	37%
Oct 9	at Det	L	1/0	0	0	---	--	0	0	0	---	--	0	0	1	2%
Oct 16	at Was	L	1/0	4	6	1.5	7	0	1	14	14.0	14	0	20	10	19%
Oct 23	Min	W	1/0	4	13	3.3	4	0	0	0	---	--	0	13	5	9%
Oct 30	at Dal	L	1/0	1	-5	-5.0	-5	0	0	0	---	--	0	-5	1	1%
Nov 6	at NYG	L	1/0	2	25	12.5	19	0	0	0	---	--	0	25	4	5%
Nov 13	Atl															
Nov 20	at Sea															
Nov 28	GB															
Dec 4	at Cin															
Dec 11	Was															
Dec 18	at Bal															
Dec 22	NYG															
Jan 1	Dal															
Totals			8/0	31	135	4.4	19	1	1	14	14.0	14	0	149	52	10%

PERSONAL - Cont.

- Grew up a fan of all the Philadelphia pro teams as well as Floyd Mayweather
- Majored in criminology at West Virginia with a minor in communications
- Twitter: @WSmallwood28

COLLEGE HIGHLIGHTS

- Appeared in 38 games with 22 starts for the West Virginia Mountaineers and finished his three-year college career with 425 carries for 2,462 yards (5.8) and 12 touchdowns. Despite playing just three seasons, finished his career ranked ninth all time on the school's rushing list
- Compiled 68 career receptions for 618 yards (9.1 avg.), finishing fifth all-time among running backs in school history in both receptions and yards
- Enjoyed a breakout year as a junior in 2015 and was named West Virginia's offensive player of the year after leading the Big 12 in rushing yards with the fourth-highest single-season rushing total in school history (1,519). Was also named second-team All-Big 12 by the *Associated Press*

- Played in 13 games with nine starts as a sophomore in 2014 and finished the season with 722 yards and two scores on 148 carries (4.9 avg.). His 31 receptions tied for the fifth-most in a single season by a running back in West Virginia annals
- As a freshman in 2013, played in 12 games and rushed 39 times for 221 yards (5.7 avg.) and one score. As a kick returner, racked up 541 yards on 30 returns (18.3 avg.)

TRANSACTIONS

2016 Drafted by PHI in 5th round ... signed 4-year contract



VITALS

Height: 5-11

Weight: 189

Date Of Birth: May 10, 1993

Hometown: Burnsville, MN

HS: Burnsville

College: North Dakota State

NFL Experience: Rookie

Acquired: RFA (2016)



THREE-STEP DROP

If he could play another sport, what team/position: SG, Timberwolves

Three favorite throwback jerseys: Randy Moss, Vikings; Tom Brady, Patriots; Lionel Messi, Argentina

Biggest pet peeve: People who tap their feet

Hobbies: Video games (*Call of Duty*), going out on the lake, movies

Bucket list: Attending the World Cup

First job: Employee at McDonald's

If he could be any superhero, he would be: The Flash

Favorite meal: Seafood, especially shrimp

Favorite athletes/teams: Marshall Faulk, LeBron James, Minnesota Vikings

Favorite movie: *The Incredibles*

Favorite TV show: *Game of Thrones*

Favorite musical artist: J. Cole

Favorite Halloween costume from his childhood: The red Power Ranger

After originally signing with the Eagles as a rookie free agent following the 2016 NFL Draft and joining the team's practice squad following the final roster cutdown, C.J. Smith was signed to the Eagles 53-man roster on October 13, 2016. Smith led the Missouri Valley Football Conference (MVFC) in pass breakups in back-to-back seasons (2013-14), finishing his career ranked fourth in FCS history with 57 passes defended. The senior team captain played in 58 games (44 starts) for the Bison and recorded 139 tackles and eight interceptions.

BIRDSEED

- While his parents played an influential role in his life growing up, C.J. had another mentor along the way who helped him develop as a football player. Chris Rogers, an undrafted rookie from Howard University who signed with the Vikings in 1999, met C.J. in middle school and they have kept in touch ever since



2016 HIGHLIGHTS

- Appeared in his first NFL game at Dal. (10/30), playing on special teams in the fourth quarter

COLLEGE HIGHLIGHTS

- A three-year starter for North Dakota State, rounded out his career ranked second in school annals and fourth in FCS history with 57 passes defended. Tallied career numbers of 139 tackles and eight interceptions in 58 total games (44 starts)
- A senior team captain in 2015, earned All-MVFC first-team honors after leading the conference and ranking eighth in the FCS with 1.54 passes defended per game. His 20 passes defended (16 pass breakups, four interceptions) ranked fourth in NDSU single-season school history. Started all 13 games and totaled 38 tackles and one sack
- Started 15 games as a junior in 2014, ranking first in the conference with 18 pass breakups, while contributing a career-best 47 tackles
- Earned All-MVFC honorable mention accolades in 2013, as he led the conference with 15 pass breakups and compiled 42 tackles and three INTs
- As a redshirt freshman in 2012, contributed on special teams and racked up 12 tackles on defense

PERSONAL

- Started out playing soccer and did not begin playing football until the fifth grade
- Always wanted to have the ability to draw
- A three-year starter at Burnsville (MN) HS, was recognized as the South Suburban Conference Offensive POY. Also picked up all-conference honors after rushing for 1,700 yards and adding 16 TDs
- Was also a member of the basketball team
- Earned his degree from NDSU in sports management with a minor in business administration
- Hopes to pursue a graduate degree in education
- Son of Charles Smith and Jackie McQuerry. Has two sisters, Jasmine and Chasity



TRANSACTIONS

2016 Signed by PHI as a rookie free agent
 9/4/16 Waived by PHI
 9/5/16 Signed by PHI to the practice squad
 10/13/16 Signed by PHI to 53-man roster

SMITH'S CAREER STATISTICS

Year	Team	GP/GS	TACKLES					PASS DEFENSE					FUMBLES			DEF SNAPS		ST		
			Total	Solo	Asst	TFL	Sacks	Int	Yards	Lg	TD	KD	FF	FR	Yards	Played	Pct			
2016	Philadelphia	2/0	0	0	0	0	0.0	0	--	--	0	0	0	0	0	0	0	0	0%	0
Totals		2/0	0	0	0	0	0.0	0	--	--	0	0	0	0	0	0	0	---	---	0

2016 GAME-BY-GAME STATISTICS

Date	Opp	W/L	GP/GS	S	A	TT	Sac	Hur	Int	Yds	Lg	KD	FF	FR	Snaps	Pct
SIGNED TO EAGLES 53-MAN ROSTER FROM THE PRACTICE SQUAD (10/13/16)																
Oct 16	at Was	L	0/0	INACTIVE												
Oct 23	Min	W	0/0	INACTIVE												
Oct 30	at Dal	L	1/0	0	0	0	0.0	0	0	0	--	0	0	0	0	0%
Nov 6	at NYG	L	1/0	0	0	0	0.0	0	0	0	--	0	0	0	0	0%
Nov 13	Atl															
Nov 20	at Sea															
Nov 28	GB															
Dec 4	at Cin															
Dec 11	Was															
Dec 18	at Bal															
Dec 22	NYG															
Jan 1	Dal															
Totals			2/0	0	0	0	0.0	0	0	0	--	0	0	0	0	0%



Height: 6-3
Weight: 251
Date Of Birth: March 31, 1992
Hometown: Columbus, GA
HS: Hardaway (Columbus, GA)
College: Louisville
NFL Experience: 3rd Year
Draft Pick: D1-14 (26th overall) by Philadelphia

VITALS

LOUISVILLE RANKINGS

SINGLE-SEASON SACKS

1. Elvis Dumervil (2005)	20.5
2. Joe Johnson (1993)	17
3. Dewayne White (2001)	15
4. Marcus Smith (2013)	14.5

CAREER SACKS

5. Mike Flores (1987-90)	27
6. Joe Johnson (1991-93)	25
7. Marcus Smith (2010-13)	24

HONORS AND AWARDS

COLLEGIATE

1st-team All-American	2013
AAC Def. POY	2013
1st-team All-AAC	2013

THREE-STEP DROP

If he could play another sport, what team/position: SG, Atlanta Hawks

Three favorite throwback jerseys: Michael Vick, red Falcons jersey;

Michael Jordan, red Bulls #45 jersey; Michael Jordan, Wizards

Biggest pet peeve: Being ignored

Left starstruck: After meeting Jay-Z at the 2014 Made In America Festival

Three items needed on deserted island: Bible, food and water

If he could be any superhero, he would be: The Flash

Nicknames: Duce, Big Marcus and Money Marc

A unique favorite meal: An egg and bacon breakfast sandwich with mayonnaise

Favorite movie: *Bad Boys II*

Favorite TV shows: *Fresh Prince of Bel Air* and *Martin*

Favorite musical artists: LeCrae, J. Cole, Jay-Z, Kanye West

Favorite Philly restaurants: Prime Stache and Marathon

Favorite hometown restaurants: J.R. Crickets and Zaxby's

“He’s an outstanding person with great character and an unbelievable young man, and that’s why I feel like he’s only going to get better and better, because he’s going to be willing to learn, and he’s one of those guys who will put the time in.”

- Former Louisville Head Coach Charlie Strong

The Eagles first-round draft choice in 2014, Marcus Smith transformed himself from a dual-threat high school quarterback to the AAC Defensive Player of the Year as a senior linebacker at Louisville. A native of Columbus, GA, the long-armed and athletic Smith garnered *USA Today* second-team All-America honors in 2013 after amassing 14.5 sacks. Originally recruited to Louisville as a quarterback, Smith made the switch to the defensive side of the ball as a freshman and went on to finish seventh in school history with 24 career sacks.

BIRDSEED

- Volunteers his time to the M2 Foundation, a charity organization that supports the sustainable transformation of individuals and the community through the advocacy of mindful-living. Smith specifically focuses his efforts on single mothers, as his sister is a single mom of three children. Follows in the footsteps of former NFL RB Warrick Dunn who also assists single-parent families through his Warrick Dunn Charities organization
- While attending a T.I. performance in Atlanta, Smith ran into a casting director who initiated an unprompted conversation about movie auditions. After getting some information on the process, Smith inquired about a role in the 2016 film, *Barbershop 3*. Smith auditioned for the part and ultimately landed it, but later declined the offer so that he could stay in Philly for the weeks leading up to OTAs. Would like to pursue another movie role at some point given his positive experience during the audition period

2016 HIGHLIGHTS

- Brought down Cowboys QB Dak Prescott for his first sack of the season at Dal. (10/30)

PERSONAL

- Has spent some of his offseasons working out with Aaron Donald, Colin Kaepernick, Martellus Bennett and Bud Dupree
- Favorite personal sports moment was when he threw a game-winning, 65-yard TD at the buzzer on a trick play against Jones County High School
- Fondly looks back on a number of Philadelphia sports memories while growing up in Columbus, GA. The two that he particularly remembers are the Sixers NBA Finals run in 2000-01 and the Eagles Super Bowl XXXIX appearance
- Chose to attend Louisville because of then-head coach Charlie Strong. After leaving his post at Florida in 2009 as the program’s defensive coordinator, Strong made it a point to recruit Smith after accepting the head coaching position at Louisville



SMITH'S CAREER STATISTICS

Year	Team	GP/GS	TACKLES					PASS DEFENSE					FUMBLES			DEF SNAPS		ST	
			Total	Solo	Asst	TFL	Sacks	Int	Yards	Lg	TD	KD	FF	FR	Yards	Played	Pct	T	
2014	Philadelphia	8/0	1	0	1	0.0	0.0	0	0	0	0	0	0	0	0	0	68	6%	0
2015	Philadelphia	13/0	7	2	5	1.5	1.5	0	0	0	0	0	0	0	0	126	10%	3	
2016	Philadelphia	8/0	6	5	1	3.0	1.0	0	0	0	0	0	0	0	0	93	18%	1	
Totals		29/0	14	7	7	4.5	2.5	0	0	0	0	0	0	0	0	---	---	4	

2016 GAME-BY-GAME STATISTICS

Date	Opp	W/L	GP/GS	S	A	TT	Sac	Hur	KD	FF	FR	Snaps	Pct
Sep 11	Cle	W	1/0	0	0	0	0.0	0	0	0	0	6	12%
Sep 19	at Chi	W	1/0	0	0	0	0.0	0	0	0	0	12	23%
Sep 25	Pit	W	1/0	0	1	1	0.0	0	0	0	0	13	22%
Oct 9	at Det	L	1/0	1	0	1	0.0	0	0	0	0	8	13%
Oct 16	at Was	L	1/0	0	0	0	0.0	1	0	0	0	11	15%
Oct 23	Min	W	1/0	2	0	2	0.0	0	0	0	0	18	24%
Oct 30	at Dal	L	1/0	2	0	2	1.0	0	0	0	0	15	19%
Nov 6	at NYG	L	1/0	0	0	0	0.0	0	0	0	0	10	16%
Nov 13	Atl												
Nov 20	at Sea												
Nov 28	GB												
Dec 4	at Cin												
Dec 11	Was												
Dec 18	at Bal												
Dec 22	NYG												
Jan 1	Dal												
Totals			8/0	5	1	6	1.0	1	0	0	0	93	18%

PERSONAL - Cont.

- Claims that O-linemen Trent Williams and Jonathan Cooper have been the best players he has lined up against
- Follows some of the game's top pass rushers, including Connor Barwin, Von Miller, Kahlil Mack, DeMarcus Ware, Clay Matthews, Bruce Irvin, Michael Bennett and Cliff Avril. Grew up watching the likes of Michael Jordan, Michael Vick and Vince Young
- As a standout basketball player, was on the same AAU team as Steelers LB Jarvis Jones. In fact, all five starters on the squad went on to play football for Division-I schools
- Played quarterback at Hardaway (GA) High School where he was selected to the 2009 AAA All-Region second team as a quarterback, throwing for more than 1,800 yards and 14 touchdowns. Added 227 yards and four touchdowns on the ground
- Son of Marcus Smith, Sr. and Elba Wilson. Marcus works in the maintenance department at Kodak and Elba works in customer service for both Kudzu and The Game. His mother was a student-athlete at Walter State College, who played point guard for the school's basketball team
- Has an older sister, Jasmine
- Earned his degree in communications
- Follow Marcus on Twitter: @MoneyMarcc91

THE RIGHT SWITCH



Since he was five years old, Marcus Smith played one position - quarterback. "I was a dual threat growing up," said Marcus. "I never played anything else." Shortly after going to Louisville, the coaches approached him about switching over to defense. In just the fourth year of his life playing defense, Marcus erupted his senior season as he racked up 14.5 sacks en route to being named the AAC Defensive Player of the Year. "I've always been a team guy, do whatever the team needs me to do. It was the best decision I ever made."

2015 HIGHLIGHTS

- Sacked Giants QB Eli Manning for a 5-yard loss at NYG (1/3), giving him his second sack in three games
- Registered a half sack of Cardinals QB Carson Palmer vs. Ari. (12/20), notching his first-career QB takedown



VITALS
Height: 5-6
Weight: 190
Date Of Birth: June 20, 1983
Hometown: Olathe, KS
HS: Olathe North
College: Kansas State
NFL Experience: 12th Year
Acquired: T-NO-2014
Draft Pick: D4-05 (130th overall)
 by San Diego



RECEIVING STATS SINCE 2007

Receiving Touchdowns:
29 (1st among NFL RBs)
Receiving Yards:
4,387 (1st among NFL RBs)
Receptions:
495 (2nd among NFL RBs)

NFL CAREER ALL-PURPOSE YARDAGE LEADERS

5. Tim Brown (1988-2004)	19,682
6. Marshall Faulk (1994-2005)	19,190
7. Steve Smith Sr. (2001-present)	18,738
8. Darren Sproles (2005-present)	18,645

WEEKLY NFL ACCOLADES

NFC Special Teams POW (9/27/15 at NYJ)
NFC Special Teams POW (11/10/14 vs. Car.)
NFC Special Teams POW (9/28/14 at SF)
NFC Offensive POW (9/15/14 at Ind.)
AFC Special Teams POW (11/11/07 vs. Ind.)

THREE-STEP DROP

If he could play another sport, what team/position: PG, Chicago Bulls
Three favorite throwback jerseys: LaDainian Tomlinson, Chargers; Steve Atwater, Broncos; Marshall Faulk, Rams
Left starstruck: Meeting Michael Jordan at NBA All-Star Weekend in Houston
Biggest pet peeve: Liars
Talent he'd most like to have: Ability to play drums
Actor that would play him in a movie: Omar Epps
If he could be any superhero, he would be: Batman
First job: Working on the assembly line at Culligan Water
Hobby: Golfing
Favorite team growing up: Kansas City Chiefs
Favorite meal: Grandma's fried chicken
Favorite TV show: *The Wire*

Pro Bowl: 2015, 2016

One of the most versatile weapons in the NFL, the Eagles acquired Darren Sproles in a trade with the New Orleans Saints and signed the back to a two-year extension during the 2014 offseason. In July 2016, Sproles signed his second Eagles contract: a one-year extension that will keep him in Philadelphia through 2017. The multi-dimensional threat at running back, receiver and returner has led the NFL in all-purpose yards since 2007 and all running backs in receiving touchdowns and receiving yards during that span. One of the league's premier return men since entering the league as a fourth-round pick of the Chargers in 2005, Sproles has nine career return touchdowns on both punts (seven) and kickoffs (two).

CAREER HIGHLIGHTS

- Leads the NFL with 16,949 all-purpose yards since 2007 and is 2nd among all active players in the category with 18,645 all-purpose yards, trailing only Steve Smith, Sr. (18,738)
- Ranks 7th in NFL history in combined kick and punt return yards (11,105) and 8th in kick return yards (8,350)
- Boasts 9 career return TDs (7 punts and 2 kickoffs), which ranks tied for 6th all-time and tied for 2nd among active players with Jacoby Jones, while trailing only Devin Hester (19). His 7 career punt return scores are tied for 7th in NFL history
- Ranks 12th in NFL history among running backs with 29 career receiving touchdowns
- One of the NFL's premiere threats catching the ball out of the backfield, leads all NFL RBs since 2007 in receiving touchdowns (29) and receiving yards (4,387), while ranking 2nd in receptions (495)
- Is one of just four players in NFL history with at least two games with both a punt return touchdown and rushing touchdown in the same contest, joining Gale Sayers, Ockie Anderson and Curly Oden
- Is the only player in NFL history to record 15-plus rushing touchdowns (19), 25-plus receiving touchdowns (29) and 5+ punt return touchdowns (7) over the span of his career
- Ranks tied for 1st in Eagles history in punt return touchdowns with 4, along with WR DeSean Jackson. Is the only player in team history to have multiple seasons with at least 2 punt return scores
- Earned second-team AP All-Pro and Pro Bowl honors as a punt returner in 2014 after leading the NFL in punt return average (13.0), punt return yards (506) and tying for the lead in TDs (two)
- Set an NFL postseason record with 15 catches for 118 yards in a NFC Divisional game at SF (1/14)

2016 HIGHLIGHTS

- Served as the Eagles' primary running back at NYG (11/7), leading the team in both rush attempts (13) and rushing yards (57). Also added 76 yards on 2 punt returns, including a season-best 66-yard return in the second quarter. His 147 all-purpose yards are the most by an Eagles player in 2016



2016 HIGHLIGHTS - Cont.

- Led the Eagles in rushing yards (86), scrimmage yards (103) and all-purpose yards (112) at Dal. (10/30). His 15 rush attempts tied for the 3rd-highest single-game total of his career
- Combined for a team-high 74 all-purpose yards at Det. (10/9) and led the Eagles with 45 rushing yards on 5 carries (9.0 avg.)
- Totaled 128 yards and one TD on six receptions, including a 73-yard TD, in the 34-3 win vs. Pit. (9/25). Was the 2nd-longest catch of his NFL career and longest by an Eagles RB since Herschel Walker on 9/4/94 (93 yards)
- Led the team in rushing yards (40) and rush attempts (12) and added eight yards on two receptions in the win at Chi. (9/19)
- Totaled 59 yards on four punt returns vs. Cle. (9/11), including a 40-yard punt return in the first quarter. Surpassed Bosh Pritchard (975) for the fifth-most punt return yards (1,011) in Eagles history

PERSONAL

- A two-time all-state, all-metro and all-Sunflower league selection at Olathe (KS) HS, where he finished his career with 79 touchdowns and 5,230 rushing yards
- As a senior, helped lead the school to its fourth state championship in five years
- Named Kansas Player of the Year by *USA Today* and earned a spot in the Kansas Hall of Fame as a senior
- He and his wife, Michel, have two daughters, Devyn and Rhyan
- Son of Annette and Larry Sproles. Larry was a running back at MidAmerica Nazarene University. Said Darren: "My dad definitely was the one who got me into football. He had the same type of build as me, same type of player. He was shifty, quick and did a lot of things coming out of the backfield, just like me."
- Has a younger brother, Terrance
- Earned his degree in criminal justice

MULTI-TOUCHDOWN GAMES (14)

Date	Opponent	Rush	Rec.	Return	Total
12/25/09	at Tennessee (W)	2	1	0	3
9/27/15	at New York Jets (W)	1	0	1	2
11/10/14	vs. Carolina (W)	1	0	1	2
11/10/13	vs. Dallas (W)	1	1	0	2
9/30/13	vs. Miami (W)	1	1	0	2
12/9/12	at New York Giants (L)	1	1	0	2
1/7/12	vs. Detroit - NFC WC (W)	2	0	0	2
10/23/11	vs. Indianapolis (W)	1	1	0	2
1/3/09	vs. Ind. - AFC WC (W)	2	0	0	2
12/28/08	vs. Denver (W)	1	1	0	2
12/4/08	vs. Oakland (W)	0	2	0	2
9/14/08	at Denver (L)	0	1	1	2
12/16/07	vs. Detroit (W)	2	0	0	2
11/11/07	vs. Indianapolis (W)	0	0	2	2

CAREER HIGHS

Rushes	25	12/16/07 vs. Det.
Rushing Yds	122	12/16/07 vs. Det.
Rushing Long	49t	9/7/14 vs. Jax.
Rushing TDs	2	2x - 1/7/12 vs. Det. - NFC WC
	2	2x - 12/25/09 at Ten.
Receptions	15	1/14/12 at SF - NFC Div.
Receiving Yds	152	9/15/14 at Ind.
Receiving Long	81t	9/20/09 vs. Bal.
Receiving TDs	2	12/4/08 vs. Oak.
Punt Returns	7	11/15/15 vs. Mia.
Punt Return Yds	115	12/6/15 at NE
Punt Return Lg	89t	9/27/15 at NYJ
Kick Returns	8	10/26/08 at NO
Kick Return Yds	201	10/26/08 at NO
Kick Return Lg	103t	9/14/08 at Den.

RETURN TOUCHDOWNS (9)

Yds	Date	Opponent
103 (KR)	9/14/08	at Denver (L)
89 (KR)	11/11/07	vs. Indianapolis (W)
89 (PR)	9/27/15	at New York Jets (W)
83 (PR)	12/6/15	at New England (W)
82 (PR)	9/28/14	at San Francisco (L)
77 (PR)	10/19/09	vs. Denver (L)
72 (PR)	9/8/11	at Green Bay (L)
65 (PR)	11/10/14	vs. Carolina (W)
45 (PR)	11/11/07	vs. Indianapolis (W)

100-YARD RECEIVING GAMES (6)

Yds	Date	Opponent	Rec	TD
152	9/15/14	at Indianapolis (W)	7	0
128	9/16/12	at Carolina (L)	13	0
124	9/20/09	vs. Baltimore (L)	7	1
118	1/14/12	at SF - NFC Div. (L)	15	1
114	9/30/13	vs. Miami (W)	7	1
104	12/23/12	at Dallas (W)	7	0

100-YARD RUSHING GAMES (3)

Yds	Date	Opp	Rushes	TD
122	12/16/07	vs. Detroit (W)	25	2
115	12/28/08	vs. Denver (W)	14	1
105	1/3/09	vs. Ind. - AFC WC (W)	22	2



SPROLES' CAREER STATISTICS

Year	Team	GP/GS	RUSHING					RECEIVING					OFF SNAPS			PUNT RETURNS					KICK RETURNS						
			Att	Yds	Avg	Lg	TD	No	Yds	Avg	Lg	TD	TYS	No	Pct	No	FC	Yds	Avg	Lg	TD	No	Yds	Avg	Lg	TD	
2005	San Diego	15/0	8	50	6.3	21	0	3	10	3.3	6	0	60	NA	NA	18	5	108	6.0	23	0	63	1528	24.3	58	0	
2006	San Diego	0/0	INJURED RESERVE (ANKLE)																								
2007	San Diego	15/0	37	164	4.4	34	2	10	31	3.1	14	0	195	NA	NA	24	2	229	9.5	45t	1	37	1008	27.2	89t	1	
2008	San Diego	16/0	61	330	5.4	37	1	29	342	11.8	66t	5	672	NA	NA	22	12	249	11.3	43	0	53	1376	26.0	103t	1	
2009	San Diego	16/2	93	343	3.7	21	3	45	497	11.0	81t	4	840	NA	NA	26	12	183	7.0	77t	1	54	1300	24.1	66	0	
2010	San Diego	16/3	50	267	5.3	34	0	59	520	8.8	57t	2	787	NA	NA	24	11	166	6.9	16	0	51	1257	24.6	45	0	
2011	New Orleans	16/4	87	603	6.9	36	2	86	710	8.3	39	7	1313	NA	NA	29	19	294	10.1	72t	1	40	1089	27.2	92	0	
2012	New Orleans	13/6	48	244	5.1	47	1	75	667	8.9	44	7	911	444	40%	23	14	183	8.0	37	0	18	483	26.8	48	0	
2013	New Orleans	15/4	53	220	4.2	38	2	71	604	8.5	48	2	824	357	32%	29	21	194	6.7	28	0	12	225	21.3	32	0	
2014	Philadelphia	15/0	57	329	5.8	49t	6	40	387	9.7	57	0	716	337	29%	39	16	506	13.0	82t	2	1	15	15.0	15	0	
2015	Philadelphia	16/4	83	317	3.8	27	3	55	388	7.1	35t	1	705	394	34%	38	18	446	11.7	89t	2	1	20	20.0	20	0	
2016	Philadelphia	8/3	59	285	4.8	19	0	25	241	9.6	73t	1	526	309	57%	14	7	197	14.1	66	0	1	19	19.0	19	0	
Totals		161/26	636	3152	5.0	49t	20	498	4397	8.8	81t	29	7549	---	--	286	137	2755	9.6	89t	7	331	8350	25.2	103t	2	

PLAYOFFS

Year	Team	GP/GS	INJURED RESERVE (ANKLE)																								
2006	San Diego	0/0	INJURED RESERVE (ANKLE)																								
2007	San Diego	3/0	4	35	8.8	26	0	3	61	20.3	56t	1	96	NA	NA	5	2	28	5.6	13	0	10	223	22.3	30	0	
2008	San Diego	2/1	33	120	3.6	22t	2	10	136	13.6	62t	1	256	NA	NA	5	0	76	15.2	28	0	9	270	30.0	63	0	
2009	San Diego	1/0	3	33	11.0	22	0	3	30	10.0	19	0	63	NA	NA	2	1	3	1.5	3	0	2	44	22.0	27	0	
2011	New Orleans	2/2	13	54	4.2	17t	2	19	152	8.0	44t	1	206	NA	NA	5	2	33	6.6	13	0	4	92	23.0	28	0	
2013	New Orleans	2/0	7	31	4.4	13	0	9	63	7.0	14	0	94	62	42%	3	2	31	10.3	14	0	6	141	23.5	39	0	
Totals		10/3	60	273	4.6	26	4	44	442	10.0	62t	3	715	---	--	20	7	171	8.6	28	0	31	770	24.8	63	0	

ADDITIONAL CAREER STATISTICS

Fumbles/Lost: (20/11) - 2005 (3/2), 2007 (1/0), 2008 (3/2), 2009 (3/1), 2010 (3/3), 2013 (2/2), 2014 (2/1), 2015 (2/0), 2016 (1/0)

2016 GAME-BY-GAME STATISTICS

Date	Opp	W/L	GP/GS	RUSHING					RECEIVING					SNAPS			PUNT RETURNS					KICK RETURNS					
				Att	Yds	Avg	Lg	TD	No	Yds	Avg	Lg	TD	TYS	No	Pct	No	FC	Yds	Avg	Lg	TD	No	Yds	Avg	Lg	TD
Sep 11	Cle	W	1/1	5	12	2.4	6	0	2	24	12.0	15	0	36	38	49%	4	1	59	14.8	40	0	1	19	19.0	19	0
Sep 19	at Chi	W	1/1	12	40	3.3	14	0	2	8	4.0	6	0	48	41	57%	0	3	--	--	--	0	0	--	--	--	0
Sep 25	Pit	W	1/0	2	-1	-0.5	0	0	6	128	21.3	73t	1	127	24	48%	2	0	16	8.0	14	0	0	--	--	--	0
Oct 9	at Det	L	1/0	5	45	9.0	15	0	4	23	5.8	11	0	68	34	56%	1	0	6	6.0	6	0	0	--	--	--	0
Oct 16	at Was	L	1/0	4	20	5.0	11	0	1	4	4.0	4	0	24	23	44%	3	0	31	10.3	14	0	0	--	--	--	0
Oct 23	Min	W	1/0	3	26	8.7	17	0	2	23	11.5	19	0	49	26	45%	0	1	--	--	--	0	0	--	--	--	0
Oct 30	at Dal	L	1/0	15	86	5.7	19	0	5	17	3.4	12	0	103	63	81%	2	1	9	4.5	9	0	0	--	--	--	0
Nov 6	at NYG	L	1/1	13	57	4.4	17	0	3	14	4.7	6	0	71	60	80%	2	1	76	38.0	66	0	0	--	--	--	0
Nov 13	Atl																										
Nov 20	at Sea																										
Nov 28	GB																										
Dec 4	at Cin																										
Dec 11	Was																										
Dec 18	at Bal																										
Dec 22	NYG																										
Jan 1	Dal																										
Totals			8/3	59	285	4.8	19	0	25	241	9.6	73t	1	526	309	57%	14	7	197	14.1	66	0	1	19	19.0	19	0

**Height:** 5-9**Weight:** 192**Date Of Birth:** August 9, 1989**Hometown:** St. Augustine, FL**HS:** St. Augustine**College:** Florida**NFL Experience:** 4th Year**Acquired:** FA-15**Draft Pick:** D5-13 (166th overall)
by Miami**VITALS****TOP FIELD GOAL
STREAKS IN EAGLES
HISTORY**

<u>Player (Year)</u>	<u>Streak</u>
1. Alex Henery (2012)	22
2. Caleb Sturgis (2016)	18
3. Cody Parkey (2014)	17
Alex Henery (2011-12)	17
David Akers (2009)	17
David Akers (2001)	17

**LONGEST FIELD GOALS IN
EAGLES HISTORY**

1. Tony Franklin (11/12/79 at Dal.)	59
2. David Akers (9/14/03 vs. NE)	57
3. Caleb Sturgis (10/30/16 at Dal.)	55
4. Cody Parkey (10/26/14 at Ari.)	54
Tom Dempsey (12/12/71)	54
6. Caleb Sturgis (9/19/16 at Chi)	53
Caleb Sturgis (11/8/15 at Dal.)	53

THREE-STEP DROP**Favorite meal:** Burrito bowl**Favorite TV show:** Vikings**If he could play another sport, what position/team:** Center mid, Barcelona**Bucket list:** Watching the US Men's National Team win a World Cup, and attending a World Cup match**Pet peeve:** Slow golfers**First jobs:** Helped a family friend build remote control helicopters for \$10 an hour when he was 16**Favorite team growing up:** Jacksonville Jaguars**Favorite TV show:** Vikings**Favorite book:** Bible**Favorite part about Philly:** Great food; enjoys being able to walk everywhere**Favorite restaurants in Philly:** Saloon, El Camino

Originally a fifth-round draft choice of the Miami Dolphins in 2013, Caleb Sturgis was signed by the Eagles following Week 3 of the 2015 regular season and connected on 18-of-22 field goal attempts (81.8%), including two 50-plus yarders in his first season with the team. A four-year letterman at the University of Florida, Sturgis converted 70-of-88 attempts (79.5%) in his career and was a two-time finalist for the coveted Lou Groza Award (2011, '12).

2016 HIGHLIGHTS

- Leads all NFL kickers with 20 made field goals
- Connected on 18 consecutive field goal attempts which is a career high the second-longest streak in team history
- One of six kickers with at least three 50-plus yard field goals this season, and one of just four without a miss (Adam Vinatieri, Justin Tucker, Matt Prater)
- Went 3-3 at Dal. (10/30), including a career-long 55-yarder that ranks as the third-longest in Eagles history
- Nailed all three of his field goal attempts at Det. (10/9), including his 10th-career 50-plus yarder, and his fourth as an Eagle
- Connected on all three of his attempts, including a 53-yarder at Chi. (9/19), tying for the second-longest field goal of his career and the fifth-longest in team history. It was his 12th career three-FG game

BIRDSEED

- Grew up in a family with six children (two girls, four boys), who were all homeschooled by his mom, Karen. His dad, Smiley, is a pastor at Good News Church in St. Augustine
- Caleb's brother, Nathan, is a professional soccer player who currently plays for the Seattle Sounders
- Growing up in St. Augustine, FL, Sturgis was a big fan of the Jacksonville Jaguars as a kid and even went to their training camp practices when he was eight years old. His first jerseys were Mark Brunell and Natrone Means
- Always seems to enjoy his most successful games in his home state of Florida. As a sophomore in high school, he hit a 49-yarder in Sun Life Stadium. He later hit a career-long 56 yarder as a sophomore at Florida against Georgia at EverBank Field. Two of his 50-plus yarders in the NFL have come in the state of Florida as well

PERSONAL

- Sturgis met his wife, Kimberly, at the University of Florida, where she was a cheerleader. She is currently a fitness instructor in Gainesville, FL
- Attended St. Augustine (FL) High School where he earned first-team Class 3A All-State honors as a senior placekicker
- Did not start playing football until his sophomore year in high school when his high school coach approached him about it. He went on to hit a 49-yard field goal that year in Sun Life Stadium, which is when he realized he had a potential future as a kicker



STURGIS' CAREER STATISTICS

Year	Team	GP	FG-FGA	Pct	Lg	Blk	XP-XPA	Pct	Blk	Pts	KOs	TB	STT
2013	Miami	16	26-34	76.5	54	1	33-33	100.0	0	111	74	38	2
2014	Miami	16	29-37	78.4	53	2	41-41	100.0	0	128	85	37	3
2015	Philadelphia	13	18-22	81.8	53	0	35-37	94.6	0	89	68	39	1
2016	Philadelphia	8	20-22	90.9	55	0	18-19	94.7	1	78	47	31	0
Totals		53	93-115	80.9	55	3	127-130	97.7	1	406	274	145	6

CAREER HIGHS

FGs	4	2x - 10/11/15 vs NO
FG Atts.	4	10x - 11/6/16 at NYG
Long	55	10/30/16 at Dal.
Long Att.	57	10/6/13 vs. Bal.
PATs	5	4x - 1/3/16 at NYG
Points	15	2x - 10/11/15 vs NO

STURGIS' CAREER
REGULAR SEASON FG SPLITS

	FG-FGA	Pct	Lg
vs. NFC	44-52	84.6	55
vs. AFC	49-63	77.8	54
Home	47-57	82.5	51
Away	46-58	79.3	55
Turf	26-33	78.8	55
Grass	67-82	81.7	53
Indoors	12-12	100.0	55
Outdoors	81-103	78.6	54
September	22-24	91.7	54
October	30-39	76.9	55
November	22-27	81.5	53
December	19-25	76.0	53
When Tied	17-22	77.3	55

2016 GAME-BY-GAME STATISTICS

Date	Opp	W/L	FG-FGA	Pct	Lg	Blk	XP-XPA	Pct	Blk	Pts	Kick By Kick
Sep 11	Cle	W	2-3	66.7	38	0	3-3	100.0	0	9	46N, 22, 38
Sep 19	at Chi	W	3-3	100.0	53	0	2-3	66.7	0	11	25, 29, 53
Sep 25	Pit	W	2-2	100.0	38	0	4-4	100.0	0	10	29, 38
Oct 9	at Det	L	3-3	100.0	50	0	2-2	100.0	0	11	50, 33, 49
Oct 16	at Was	L	2-2	100.0	38	0	2-2	100.0	0	8	38, 28
Oct 23	Min	W	2-2	100.0	35	0	1-1	100.0	0	7	35, 21
Oct 30	at Dal	L	3-3	100.0	55	0	2-2	100.0	0	11	30, 55, 34
Nov 6	at NYG	L	3-4	75.0	38	1	2-2	100.0	0	11	34, 40B, 26, 38
Nov 13	Atl										
Nov 20	at Sea										
Nov 28	GB										
Dec 4	at Cin										
Dec 11	Was										
Dec 18	at Bal										
Dec 22	NYG										
Jan 1	Dal										
Totals			20-22	90.9	55	1	18-19	94.7	0	78	

PERSONAL (Continued)

- Also competed as a forward on St. Augustine's soccer team and for the Julington Creek club
- Says the biggest influence on his career has been his older brother, Nathan. "It's been great to be able to learn from somebody who is also playing a professional sport"
- Enjoys golf and other leisure sports. "Whether it's golf or cornhole, I'm very competitive"
- During the offseason, Sturgis spends some of his free time helping his dad, who is a pastor at Good News Church and works to start other churches around the country

2015 HIGHLIGHTS

- Recorded his 11th-career game with three or more field goals after making all three of his attempts vs. Buf. (12/13)
- Booted two field goals in a win at Dal. (11/8), including a 53-yarder which tied the second-longest kick of his career. He became just the second Eagle ever with a 50-plus yard field goal in back-to-back games and the first since Tom Dempsey in 1971. His go-ahead 53-yarder late in the fourth quarter tied for the fifth-longest in team history

- Converted 3-of-4 field goals at Car. (10/25), including a 52-yarder which marked his seventh 50-plus-yard field goal of his career and tied for the eighth longest kick in team history
- Connected on all four of his field goal attempts vs. NO (10/11) to tie a career high. Became the 12th Eagles kicker to have four field goals in a game, but just the second to do so by his second game with the team (Paul McFadden in 1984)

2014 HIGHLIGHTS (WITH MIAMI)

- Finished second in Dolphins single-season history with 128 points, while connecting on 29-of-37 field goals (78.4%) and 41-of-41 extra point attempts
- Booted a game-winning 26-yard field goal with 1:57 left in the fourth quarter at NYJ (12/1), the first game-winning kick in the fourth quarter or overtime of his career
- Made 3-of-3 field goals at Det. (11/9), including a 50-yarder
- Hit a 51-yard field goal vs. KC (9/21)
- Connected on a career-high 4-of-4 field goals vs. NE (9/7)



VITALS
Height: 6-6
Weight: 290
Date Of Birth: June 5, 1990
Hometown: Dyersville, IA
HS: Beckman Catholic (Dyersville, IA)
College: Iowa
NFL Experience: 4th Year
Acquired: RFA (2013)

CAREER TIMELINE

2008: Walked on at Iowa
2010: Saw first action as sophomore
2011: Made first collegiate start
2012: Honorable Mention All-Big Ten
2013: Signed with Philadelphia Eagles
2014: Made first NFL start

THREE-STEP DROP

Trade places with for a day: Wild Bill Hickok, a folk hero from the American Old West

Hobbies: Hunting and fishing

If not playing football, he would be: A farmer

First job: Cleaning out livestock trailers

Bucket list: Travel to Alaska

Funniest Eagle: "Big Al" Barbre

Favorite Philadelphia restaurant: Fogo de Chao

Favorite meal: Steak

Favorite movie: Shooter

Favorite TV show: Fast and Loud

Favorite music: Country music, especially Gary Allan and Justin Moore

Favorite quote: "I want to be remembered as the guy who gave his all whenever he was on the field." - Walter Payton

"The thing that stood out about Matt most during the early years was he was a tough, competitive guy. He worked really hard. He had some work to do, but he was a tough competitive guy. He showed that all the time at practice."

- Iowa Head Coach Kirk Ferentz

A three-year letterman at Iowa, Matt Tobin signed with the Eagles as a rookie free agent during the 2013 offseason and has provided quality depth on the offensive line since joining the team. Tobin started the final 22 games of his Iowa career, seeing time at both left tackle and left guard. He earned honorable mention All-Big 10 accolades as a senior in 2012 and was named the recipient of the Brett Greenwood Award following the season, which is given annually to the best walk-on student-athlete.

BIRDSEED

- As a walk-on at Iowa, it was Tobin's responsibility to pay for his own college tuition. To do so, he had to take advantage of his free time and that's exactly what he did. "I was a concrete construction worker during the summer and worked 35 hours a week," said Tobin. "I got burnt out, but it helped pay the bills which was the most important thing."
- Cuts firewood with his father every offseason and sells it on *Craigslist*. "During my first offseason, the weather was especially cold," says Tobin. "I think I made more than \$2,000 that year."
- Recently purchased 120 acres of land near his hometown in Worthington, IA. Half of the land is tillable ground and the other half is timber. During the 2015 offseason, he planted corn as his first crop on the land. Although he is the new owner, Tobin has been hunting on the property since he was 8 years old. "I used to chop wood for the woman that owned the property and in exchange she let me hunt on it."
- Was an honorary chair member in 2015 for the Leukemia and Lymphoma Society in Iowa City, IA
- Each year, participates in the celebrity hunting and trap shooting charity event "Aiming for the Cure." The event benefits children and families undergoing cancer treatment at the University of Iowa Children's Hospital in Iowa City, IA

2016 HIGHLIGHTS

- Has served as a tackle eligible in 2016 and has played in relief of LT Jason Peters in two games

TOBIN'S CAREER SERVICE

Regular Season			Playoffs		
Year	Team	GP/GS	Year	Team	GP/GS
2013	Philadelphia	1/0	2013	Philadelphia	1/0
2014	Philadelphia	13/7	Totals		1/0
2015	Philadelphia	16/13	Starts by position: 2014: 5 at LG,		
2016	Philadelphia	8/0	2 at RG, 2015: 13 at RG		
Totals		38/20			
First NFL game: 12/29/13 at Dal.					
First NFL start: 9/28/14 at SF					



Height: 6-0

Weight: 185

Date Of Birth: April 30, 1994

Hometown: Bellflower, CA

HS: St. John Bosco (Bellflower, CA)

College: California

NFL Experience: Rookie

Acquired: W-SF-16

VITALS



CALIFORNIA CAREER RECEIVING LEADERS

RECEPTIONS

1. Keenan Allen (2010-12)205
2. Geoff McArthur (2000-04)202
- 3t. Bryce Treggs (2012-15)195
- Dameane Douglas (1995-98)195

RECEIVING YARDS

1. Geoff McArthur (2000-04)3,188
2. Bobby Shaw (1994-97)2,731
3. Keenan Allen (2010-12)2,570
4. Bryce Treggs (2012-15)2,506

Bryce Treggs joined the Eagles after being acquired off waivers from the San Francisco 49ers on Sept. 4, 2016, following the 53-man roster cutdown. Treggs originally signed with the 49ers as a rookie free agent following the 2016 NFL Draft. Treggs played collegiately at California where he finished his career ranked third in school history with 195 career receptions and fourth with 2,506 receiving yards.

2016 HIGHLIGHTS

- Registered 69 yards on 2 receptions in his NFL debut at NYG (11/6), including a 58-yard catch in the second quarter, which was the longest play of the game. Treggs' 69 receiving yards were the most by an Eagles player in his first career game since DeSean Jackson on 9/7/08 vs. StL (106 yards). Additionally, his 58-yard reception was the longest ever by an Eagles player in his NFL debut

BIRDSEED

- Treggs' father, Brian, was inducted into the Cal Athletic Hall of Fame in 2015. A four-year wideout for the Golden Bears, Brian hauled in 167 career receptions for 2,335 yards and 15 touchdowns. Bryce surpassed his father's reception and receiving yardage totals during his senior campaign and scored his 15th-career touchdown in his final collegiate contest, the Armed Forces Bowl at Air Force (12/29/15), to tie Brian's 15 career receiving touchdowns. Following his college career, Brian went on to play one season in the NFL for the Seattle Seahawks (1992). During his high school years at St. John Bosco, Bryce was coached by his father, who served as the team's receivers coach

INJURY REPORT

- Was rendered inactive in the season opener vs. Cle. (9/11) with a knee injury

PERSONAL

- Was a first-team All-American selection by *Prepstar* and *SuperPrep* as a senior in 2011 at St. John Bosco in Bellflower, CA. Registered 70 catches for 1,377 yards and 11 TDs. Also ran track and was clocked at 10.8 in the 100 meters and 22.2 in the 200 meters
- Named first-team Division 1 All-State as a junior in 2010 after catching 56 passes for 1,010 yards and 12 touchdowns
- Graduated from California with a bachelor's degree in legal studies
- The son of Brian Treggs and Keisha Blanks

COLLEGE HIGHLIGHTS

- Played in 45 games (33 starts) in his four seasons at California and finished his career ranked third and fourth in school history, respectively, with 195 receptions and 2,506 receiving yards
- Appeared in all 13 games (six starts) as a senior in 2015 and earned Honorable Mention All-Pac-12 honors from the league's coaches after hauling in 45 catches for 956 yards and seven TDs. The 956 receiving yards marked the eighth-highest single-season total in Cal history



COLLEGE HIGHLIGHTS - Cont.

- Played in 12 games (10 starts) as a junior in 2014 and finished second on the team in receptions (52) and touchdown catches (six), while finishing fourth in receiving yards (583)
- Garnered a spot on the Biletnikoff Award Watch List as a sophomore in 2013 and was named Honorable Mention All-Pac-12 after leading the Golden Bears with 77 receptions for 751 yards and a touchdown. His 77 catches marked the fourth-highest single-season total in school history. Also earned Honorable Mention Pac-12 All-Academic honors
- Contributed immediately as a true freshman in 2012, playing in nine games (eight starts) and snagging 21 receptions for 216 yards and a score

TRANSACTIONS

- 2016 Signed by SF as a rookie free agent
 9/3/16 Waived by SF
 9/4/16 Signed by PHI to the active roster

TREGGS' CAREER STATISTICS

			RECEIVING					OFF SNAPS	
Year	Team	GP/GS	No	Yds	Avg	Lg	TD	No	Pct
2016	Philadelphia	1/0	2	69	34.5	58	0	15	20%
Totals		1/0	2	69	34.5	58	0	15	20%

2016 GAME-BY-GAME STATISTICS

				RECEIVING					SNAPS		
Date	Opp	W/L	GP/GS	No	Yds	Avg	Lg	TD	No	Pct	
Sep 11	Cle	W	0/0	INACTIVE (KNEE)							
Sep 19	at Chi	W	0/0	INACTIVE							
Sep 25	Pit	W	0/0	INACTIVE							
Oct 9	at Det	L	0/0	INACTIVE							
Oct 16	at Was	L	0/0	INACTIVE							
Oct 23	Min	W	0/0	INACTIVE							
Oct 30	at Dal	L	0/0	INACTIVE							
Nov 6	at NYG	L	1/0	2	69	34.5	58	0	15	20%	
Nov 13	Atl										
Nov 20	at Sea										
Nov 28	GB										
Dec 4	at Cin										
Dec 11	Was										
Dec 18	at Bal										
Dec 22	NYG										
Jan 1	Dal										
Totals			1/0	2	69	34.5	58	0	15	20%	



Height: 5-11
Weight: 245
Date Of Birth: January 1, 1985
Hometown: Miami, FL
HS: Miami Killian (Miami, FL)
College: N.C. State
NFL Experience: 11th Year
Acquired: FA 2016
Draft Pick: D4b-06 (116th overall) by Tennessee

VITALS



TEAM'S LEADING TACKLER

2009 - Tennessee Titans	132
2010 - Tennessee Titans	169
2011 - Detroit Lions	111
2012 - Detroit Lions	112
2013 - Detroit Lions	135
2015 - Detroit Lions	107

THREE-STEP DROP

If he could play another sport what team/position: Shooting guard for the Miami Heat

Biggest pet peeve: A person with no ambition

First jersey owned: Ray Lewis, Ravens

Favorite TV show: *Breaking Bad*

First job: At a jet ski rental company in Key Biscayne, FL

Favorite meal: Oxtail

Favorite cereal: Cinnamon Toast Crunch

Three favorite throwback jerseys: Mike Singletary, Bears;
 Walter Payton, Bears; Reggie White, Eagles

Nickname: Tully

Stephen Tulloch signed a one-year contract with the Eagles on August 23, 2016, after spending the previous five seasons with the Detroit Lions. Tulloch was originally drafted by Tennessee in the fourth round in 2006 and has played under Eagles defensive coordinator Jim Schwartz both in Tennessee and Detroit. The 11-year veteran has played in every game of his NFL career with the exception of his 2014 season, which was cut short due to a knee injury.

CAREER HIGHLIGHTS


- Finished as Detroit's leading tackler in four of his five seasons with the club (2011-13, 2015), recording at least 100 tackles in each of those campaigns
- Led the Titans defense in tackles in 2009 and 2010. His career-high 169 tackles in 2010 is still the highest total for the Titans since Keith Bulluck recorded 171 in 2004

BIRDSEED

- Inspired by his mother, Mercedes, a single mother who raised Stephen and his seven older brothers and sisters while working as a nurse. "She always found ways to help others despite all that she was going through. That carried with me as I began my NFL career." As a result, he began the The Stephen Tulloch Foundation in 2009. The foundation helps underprivileged youth with opportunities to be successful and works to provide them with the same opportunities as other children. His goal is to supply youth with the essentials to build self-esteem, establish their goals, and help unlock their potential. For more info: Tulloch55.com
- His support of cancer initiatives through his foundation is inspired in part by his high school teammate, John Jerret, who passed away from cancer when Tulloch was just 18. "It really woke me up and I knew from that moment on that I wanted to pay it forward in honor of him."
- Attended N.C. State with four of his high school teammates - three of which who went on to be drafted in the NFL (he, Andre Maddox, Pat Thomas)
- Grew up admiring many undersized linebackers such as Mike Singletary, London Fletcher, Zach Thomas and Dexter Coakley. "I would watch highlights and would Google them every week to see how they played"
- Began playing football at the age of 5 for the Kendall Hammocks Warriors as a running back

THE LITTLE LINEBACKER

Tulloch launched a children's book that he wrote with Maria Dismody in 2015. "Growing up I was always told I was too small or too slow to make it to the next level of football and I thought that sharing my story through a children's book would be a great way to inspire young children"





TULLOCH'S CAREER STATISTICS

			TACKLES					PASS DEFENSE					FUMBLES			DEF SNAPS		ST
Year	Team	GP/GS	Total	Solo	Asst	TFL	Sacks	Int	Yards	Lg	TD	KD	FF	FR	Yards	Played	Pct	T
2006	Tennessee	16/3	37	23	14	2	0.5	1	0	0	0	2	0	0	0	NA	NA	17
2007	Tennessee	16/1	36	28	8	1	0.0	0	0	--	0	0	0	0	0	NA	NA	11
2008	Tennessee	16/12	98	62	36	4	1.0	0	0	--	0	2	0	2	0	NA	NA	8
2009	Tennessee	16/13	132	95	37	7	2.0	0	0	--	0	1	0	1	0	NA	NA	1
2010	Tennessee	16/16	169	121	48	NA	1.0	1	18	18	0	7	0	1	0	NA	NA	0
2011	Detroit	16/16	111	84	27	NA	3.0	2	9	9	0	5	0	3	0	NA	NA	0
2012	Detroit	16/16	112	74	38	NA	0.5	0	0	--	0	6	1	2	0	1023	99%	0
2013	Detroit	16/16	135	93	42	NA	3.5	1	0	0	0	3	0	0	0	1028	100%	0
2014	Detroit	3/3	20	15	5	NA	2.0	0	0	--	0	0	0	0	0	138	13%	0
2015	Detroit	16/16	107	74	33	NA	1.0	0	0	--	0	1	1	2	0	723	69%	0
2016	Philadelphia	7/0	7	5	2	0	0.0	0	0	--	0	0	0	0	0	48	9%	0
Totals		154/112	964	674	290	---	14.5	5	27	18	0	27	2	11	0	---	---	37

PLAYOFFS																		
Year	Team	GP/GS	Total	Solo	Asst	TFL	Sacks	Int	Yards	Lg	TD	KD	FF	FR	Yards	Played	Pct	T
2007	Tennessee	1/1	9	7	2	2	0.0	0	0	0	0	0	0	0	0	NA	NA	0
2008	Tennessee	1/1	3	0	3	NA	0.0	0	0	0	0	0	0	0	0	NA	NA	0
2011	Detroit	1/1	15	8	7	NA	0.0	0	0	0	0	2	1	0	0	NA	NA	0
Totals		3/3	25	14	11	---	0.0	0	0	0	0	2	1	0	0	---	---	0

2016 GAME-BY-GAME STATISTICS

Date	Opp	W/L	GP/GS	S	A	TT	Sac	Hur	Int	Yds	Lg	KD	FF	FR	Snaps	Pct
Sep 11	Cle	W	1/0	0	0	0	0.0	0	0	0	0	0	0	0	1	2%
Sep 19	at Chi	W	1/0	3	0	3	0.0	0	0	0	0	0	0	0	12	23%
Sep 25	Pit	W	1/0	1	1	2	0.0	0	0	0	0	0	0	0	11	18%
Oct 9	at Det	L	1/0	0	0	0	0.0	0	0	0	0	0	0	0	15	25%
Oct 16	at Was	L	1/0	0	0	0	0.0	0	0	0	0	0	0	0	1	1%
Oct 23	Min	W	1/0	1	1	2	0.0	0	0	0	0	0	0	0	5	7%
Oct 30	at Dal	L	1/0	0	0	0	0.0	0	0	0	0	0	0	0	3	4%
Nov 6	at NYG	L	0/0	0	0	0	0.0	0	0	0	0	0	0	0	0	0%
Nov 13	Atl															
Nov 20	at Sea															
Nov 28	GB															
Dec 4	at Cin															
Dec 11	Was															
Dec 18	at Bal															
Dec 22	NYG															
Jan 1	Dal															
Totals			7/0	5	2	7	0.0	0	0	0	0	0	0	0	48	9%

CAREER HIGHS

Tackles	17	12/5/10 vs. Jax.
Sacks	1.0	12x - 9/21/14 vs. GB
INTs	1	5x - 9/8/13 vs. Min.
Passes Def.	2	3x - 9/16/12 at SF



PERSONAL

- Single and resides in Miami with his two boxers, Nash and Mia
- His parents, Neville and Mercedes, are natives of Jamaica
- Surprised his mother, Mercedes, with a brand new Mercedes for Christmas in 2010. The video can be found on YouTube
- His older brother, David, played defensive tackle at Florida State under Chuck Amato, who recruited Stephen to NC State
- Grew up a fan of the Miami Dolphins, Heat and Marlins
- Named Lions' Robert Porcher Man of the Year for his community service work in 2012, 2013 and 2014

- In 2012, earned the Good Guy Award by the Detroit media
- Most memorable college football game came in his last game, as he was named the MVP of the Meineke Car Care Bowl with 15 tackles, 2 sacks, 3 TFLs and 1 FR
- Hobbies: traveling, jet skiing, scuba diving and food
- Bikram yoga, spin classes, fascia stretching and chiropractic care are just a few of the ways he takes care of his body
- On Twitter: [@stephentulloch](#) ... On Instagram: [stephentulloch](#)

**Height:** 6-4**Weight:** 299**Date Of Birth:** January 15, 1994**Hometown:** Pago Pago,
American Samoa**HS:** Tafuna (American Samoa)**College:** Washington State**NFL Experience:** Rookie**Acquired:** RFA (2016)

VITALS

2015 WASHINGTON STATE LEADERS

TACKLES FOR LOSS

1.	Darry Paulo	13.0
2.	Destiny Vaeao	12.0
3t.	Hercules Mata'afa	11.0
	Peyton Pelluer	11.0
5.	Kache Palacio	10.0

THREE-STEP DROP

In any other sport, what position would you play and what team:

Forward for the Manu Samoa rugby squad

Favorite Family Tradition: Tonai (A big, traditional family dinner on Sundays in Samoa)

Favorite Meal: Taro and Palusami

Favorite Movie: Lord of the Rings

If he could be a superhero: Superman

Favorite Hobby: Swimming

Favorite quote: "When you have confidence, you can have a lot of fun. And when you have fun, you can do amazing things" - Joe Namath

A native of American Samoa who never set foot in the United States until he enrolled at Washington State in 2012, Destiny Vaeao (VIE-ow) was signed by the Eagles as an undrafted free agent in 2016. At Washington State, he combined for 84 tackles, including 19 for a loss, seven sacks, two forced fumbles and two fumble recoveries in 44 career games.

BIRDSEED

- Was a high school teammate of Lene Maiava, who was signed as a rookie free agent by the Seahawks from the University of Arizona in 2016
- An accomplished high school tight end, he was recruited mostly at that position by colleges. He opted to play at Washington State so he could play on the defensive line
- His favorite football memory was beating Stanford guard Joshua Garnett (2016 first round pick of the 49ers) for a sack and forced fumble of Kevin Hogan

COLLEGE HIGHLIGHTS

- Named to the All-Pac-12 Second Team after registering 41 tackles (20 solo), 12 TFLs, 4.5 sacks, one forced fumble, one fumble recovery and one blocked kick in 13 starts as a senior in 2015. Ranked tied for 10th in the Pac-12 in tackles for loss
- Started all 10 games he appeared in as a junior in 2014, posting 14 tackles (nine solo), 3.5 sacks, two sacks and one fumble recovery
- Appeared in 11 games (10 starts) as a sophomore in 2013, producing 24 tackles (16 solo) and 3.5 TFL
- Totaled five tackles (two solo) as a true freshman in 2012, making two starts in his 10 appearances

PERSONAL

- Son of Naomi Vaeao and the late Tepatasi Vaeao and has three brothers and one sister. His older sister also attended Washington State
- Reached the Island Championship game with Tafuna High School in each of his last two seasons, winning the title his junior year. As a senior, produced 500 receiving yards and eight TDs as a TE
- Selected to play in the International Bowl all-star game for high school seniors from Samoa and Canada against seniors from other states. Participated in the 2011 Samoa Bowl, 2012 IFAF World Game and 2012 IFAF Soma vs. Australia game
- Also played soccer, rugby and volleyball at Tafuna
- Earned a degree in criminal justice from Washington State in May, 2015

2016 HIGHLIGHTS

- Sacked Eli Manning and notched four tackles at NYG (11/6)
- Notched his first career sack and forced fumble as he chased down Jay Cutler at Chi. (9/19). The fumble was recovered by Jordan Hicks



VAEAO'S CAREER STATISTICS

Year	Team	GP/GS	TACKLES					PASS DEFENSE					FUMBLES			DEF SNAPS	
			Total	Solo	Asst	TFL	Sacks	Int	Yards	Lg	TD	KD	FF	FR	Yards	Played	Pct
2016	Philadelphia	8/0	9	8	1	0	2.0	0	0	--	0	0	1	0	0	153	30%
Totals		8/0	9	8	1	0	2.0	0	0	--	0	0	1	0	0	---	---



2016 GAME-BY-GAME STATISTICS

Date	Opp	W/L	GP/GS	S	A	TT	Sac	Hur	KD	FF	FR	Snaps	Pct
Sep 11	Cle	W	1/0	0	0	0	0.0	0	0	0	0	12	23%
Sep 19	at Chi	W	1/0	1	0	1	1.0	1	0	1	0	7	13%
Sep 25	Pit	W	1/0	1	0	1	0.0	0	0	0	0	19	32%
Oct 9	at Det	L	1/0	0	0	0	0.0	0	0	0	0	8	13%
Oct 16	at Was	L	1/0	1	0	1	0.0	0	0	0	0	28	38%
Oct 23	Min	W	1/0	1	1	2	0.0	0	0	0	0	30	39%
Oct 30	at Dal	L	1/0	0	0	0	0.0	0	0	0	0	28	36%
Nov 6	at NYG	L	1/0	4	0	4	1.0	0	0	0	0	21	33%
Nov 13	Atl												
Nov 20	at Sea												
Nov 28	GB												
Dec 4	at Cin												
Dec 11	Was												
Dec 18	at Bal												
Dec 22	NYG												
Jan 1	Dal												
Totals			8/0	8	1	9	2.0	1	0	1	0	153	30%



VITALS
Height: 6-6
Weight: 315
Date Of Birth: June 16, 1993
Hometown: Haltom, TX
HS: Haltom
College: TCU
NFL Experience: Rookie
Draft Pick: D5b-16 (164th overall)
 by Philadelphia



COLLEGE ACCOLADES

2015: All-Big 12 Second Team
2014: All-Big 12 Second Team

VAITAI'S CAREER SERVICE

Regular Season		
Year	Team	GP/GS
2016	Philadelphia	4/4
Totals		4/4
First NFL game: 10/16/16 at Was.		
First NFL start: 10/16/16 at Was.		

THREE-STEP DROP

Best player he has faced: DeForest Buckner
If he could play another sport, what position/team: WWE wrestler
If he could be any superhero he would be: Batman
Family traditions: "We eat a lot of traditional Polynesian foods. Roasted pig is a staple. Spinach is a main ingredient in every dish"
Strangest thing he likes to eat: Octopus
Favorite athlete growing up: Yao Ming
Favorite athletes to watch now: Jason Peters
Favorite meal: Hamburger and french fries
Favorite movies: Enjoys action, comedies and thrillers
Favorite TV shows: *The Fresh Prince of Bel-Air*, *Friends*
Favorite music: All music, but really enjoys country and island reggae
Favorite quote: "I don't have to do this, I get to do this"

"Big V' has tremendous size and length. He's got all the tools. He's a guy that when you talk to our coaching staff, they would take him anywhere in the draft because of the rare tools that he possesses. He's got all the tools in his body to be a good player."

-Eagles Executive V.P. of Football Operations
Howie Roseman

A versatile offensive lineman who has experience playing both tackle positions, Halapoulivaati Vaitai (pronounced hal-lah-poo-lee-VAH-tee VIE-tie) was selected by the Philadelphia Eagles in the fifth round (164th overall) of the 2016 NFL Draft. A two-time All-Big 12 honoree, Vaitai was a key anchor on the Horned Frogs' offensive line in 2015 that helped pave the way for both a 1,000-yard rusher and receiver in the same season for just the second time in school history.

2016 HIGHLIGHTS

- Started and played in his first-career NFL game, lining up at RT in a Week 6 divisional matchup at Was. (10/16)

BIRDSEED

- In fall 2015, interned with Youth Advocate Programs, Inc., an agency that provides direct service to vulnerable and high-need youth and families. As a part of his internship, 'Big V' was paired with a sixth grader who suffered from severe ADHD. "My job was to mentor him and take him out after school. It was a very eye-opening experience. The hardest part of the job is having to shut down your feelings and emotions. You get exposed to serious and dire living conditions, but our only job is to be a big brother to the kids. We can't try to fix everything"
- Learned to play the guitar at a young age when his cousin taught him three chords. He plays by ear and does not read music. "Polynesians are very musically talented and they always play by ear. I also know how to play the ukulele, but prefer the guitar because it's bigger"
- After his playing career is over, wants to use his criminal justice degree to work for the Department of Homeland Security

BAND OF BROTHERS

Halapoulivaati is the oldest of three Vaitai brothers. Twins Kevin and Will are just 11 months younger than 'Big V' and the three played on the offensive



(L to R) Will, Kevin, 'Big V'

line together at Haltom (TX) HS. After playing TE as a freshman, 'Big V' moved to RT as a sophomore and immediately earned a starting job. That season, he was joined on the o-line by Kevin (LG) and Will (RG). Big V stayed at RT for his final two years at Haltom, while Kevin moved to C and Will moved to LG.



Height: 5-11

Weight: 194

Date Of Birth: November 27, 1991

Hometown: Cape Coral, FL

HS: Cape Coral

College: Florida

NFL Experience: 2nd Year

Draft Pick: D4-14 (101st overall)

by Philadelphia

VITALS



EAGLES WITH BROTHERS IN NFL

Jaylen and Sammy Watkins (BUF)

Brent and Garrett Celek (SF)

Jason and Travis Kelce (KC)

Mychal and Eric Kendricks (MIN)

THREE-STEP DROP

If he could play another sport, what position/team: Outfielder, Miami Marlins

Three favorite throwback jerseys: Donovan McNabb, Eagles; Deion Sanders, Falcons; Charles Woodson, Michigan

What he'd be doing if not playing football: Going to graduate school

Best player he has lined up against: Odell Beckham, Jr.

If he could be one superhero, he would be: Thor

First job: Working at the Boys & Girls Club as a sophomore in high school

Favorite athlete growing up: Donovan McNabb

Favorite movie: *Warrior*

Biggest pet peeve: People chewing loudly

A versatile defensive back out of the University of Florida, Jaylen Watkins was signed to the Eagles 53-man roster off of the Buffalo Bills practice squad following Week 12 of the 2015 season. Watkins was originally selected by the Eagles in the fourth round of the 2014 NFL Draft. A four-year letterman with the Gators, Watkins appeared in 48 games with 28 starts during his collegiate tenure, recording 133 tackles, three interceptions and 21 passes defended. A native of Cape Coral, FL, Watkins is the brother of Buffalo 2014 first-round selection WR Sammy Watkins, with the two pros separated by less than a year in age.

2016 HIGHLIGHTS

- Started his second consecutive game at NYG (11/6) and played 61 out of 64 defensive snaps. Set career highs with 10 tackles (seven solo) and three passes defended, leading the defense in both categories
- Made the first start of his career when the Eagles opened in a nickel defense at Dal. (10/30)
- Saw extended defensive action in a Week 7 win vs. Min. (10/23) and logged a career-high seven tackles (five solo). Added a pass defended and a quarterback pressure in a defensive effort that held the Vikings to just 189 net passing yards
- Tied for the team lead with two special teams tackles at Det. (10/9). Also added his first defensive tackle of the season
- Recorded his first pass defended of the season in a Week 3 vs. Pit. (9/25)

BIRDSEED

- Watkins' younger brother, Sammy, was a first-round draft pick of the Buffalo Bills in the 2014 draft after a stellar career as a receiver at Clemson. Prior to their college games, the two brothers would send each other words of encouragement. Sammy will never leave his room to head to the stadium until he texts Jaylen, "Play today like it's your last game." Jaylen responds with a phrase Sammy had become accustomed to in his three-year collegiate career, "Play hard and be safe."
- Lee County, FL (which houses Cape Coral and Fort Myers) has turned out a plethora of NFL talent, including Deion Sanders, Jevon Kearse and the Watkins brothers. "It was crazy for our hometown when Sammy and I got selected. We've had a lot of guys get drafted recently, but obviously not two brothers. Fort Myers isn't the biggest town, but it's put together a nice little bit of history on the football field. We had a few other guys selected [in 2015] with Tre Boston going to Carolina and Aaron Lynch heading to San Francisco."
- Considers himself a film junkie and tries to learn as much as he can from game footage. "I just like to watch film. Any kind of film, whether it's watching another team or receivers, other DBs. In college, I used to watch a lot of NFL DBs and try to gain as much knowledge as I could from them. When you watch all of the NFL corners, they're all so different. I like things that all of them do, so I just try to take little things from them and mold them all together. I don't want to model myself after just one guy."



WATKINS' CAREER STATISTICS

Year	Team	GP/GS	TACKLES					PASS DEFENSE					FUMBLES			DEF SNAPS		ST
			Total	Solo	Asst	TFL	Sacks	Int	Yards	Lg	TD	KD	FF	FR	Yards	Played	Pct	
2014	Philadelphia	4/0	3	3	0	0	0.0	0	--	--	0	1	0	0	0	30	3%	1
2015	Philadelphia	4/0	3	2	1	0	0.0	0	--	--	0	3	0	0	0	83	7%	3
2016	Philadelphia	8/2	19	13	6	0	0.0	0	--	--	0	5	0	0	0	138	27%	2
Totals		16/2	25	18	7	0	0.0	0	--	--	0	9	0	0	0	---	---	6

CAREER HIGHS

Tackles	10	11/6/16 at NYG
PDs	3	11/6/16 at NYG

2016 GAME-BY-GAME STATISTICS

Date	Opp	W/L	GP/GS	S	A	TT	Sac	Hur	Int	Yds	Lg	KD	FF	FR	Snaps	Pct
Sep 11	Cle	W	1/0	0	0	0	0.0	0	0	0	--	0	0	0	1	2%
Sep 19	at Chi	W	1/0	0	0	0	0.0	0	0	0	--	0	0	0	0	0%
Sep 25	Pit	W	1/0	0	0	0	0.0	0	0	0	--	1	0	0	3	5%
Oct 9	at Det	L	1/0	0	1	1	0.0	0	0	0	--	0	0	0	11	18%
Oct 16	at Was	L	1/0	0	0	0	0.0	1	0	0	--	0	0	0	1	1%
Oct 23	Min	W	1/0	5	2	7	0.0	1	0	0	--	1	0	0	46	61%
Oct 30	at Dal	L	1/1	1	0	1	0.0	0	0	0	--	0	0	0	15	19%
Nov 6	at NYG	L	1/1	7	3	10	0.0	0	0	0	--	3	0	0	61	95%
Nov 13	Atl															
Nov 20	at Sea															
Nov 28	GB															
Dec 4	at Cin															
Dec 11	Was															
Dec 18	at Bal															
Dec 22	NYG															
Jan 1	Dal															
Totals			8/2	13	6	19	0.0	2	0	0	--	5	0	0	138	27%

PERSONAL

- Earned his degree from Florida in family, youth and community science
- Attended Cape Coral (FL) High School, where he played quarterback, wide receiver and defensive back. As a senior in 2009, passed for 1,230 yards and 13 touchdowns and rushed for 928 yards with 10 touchdowns, while also racking up 29 receptions for 461 yards and five touchdowns
- In addition to starring on the football field, he also ran track at Cape Coral and advanced to the Class-4A Track Championships in the 4x100 relay
- Began playing football as a 5-year old for the Ft. Myers Firecats. He played wide receiver
- Son of Brandy Green and Samuel Watkins III. Brandy is a second-grade teacher and Samuel is a truck driver
- His brother, Sammy, plays for the Buffalo Bills. His cousin, Jeremy Ware, was selected by the Oakland Raiders in the seventh round of the 2010 NFL Draft
- Hobbies include reading, fishing and bowling
- Has a girlfriend, Gerraka Lewis. The two met when Jaylen was playing Pop Warner football and they both attended Cape Coral High School and the University of Florida
- Twitter: @jwat14

2015 HIGHLIGHTS

- Recorded a single-game, career-high two passes defended along with one tackle over a career-high 49 defensive snaps vs. Ari. (12/20)

2014 HIGHLIGHTS

- Made his defensive debut in the season finale at NYG (12/28), recording three tackles and one pass defended in the win

COLLEGE HIGHLIGHTS

- Started 28 of 48 games at Florida (20 at cornerback, two at slot corner and his final six appearances at free safety)
- Recorded 133 tackles (four for a loss) and three interceptions, one of which he returned for a touchdown, during his collegiate tenure. Also finished his career ranked 11th in school history with 21 pass deflections
- Played both right cornerback and safety as a senior in 2013, recording a career-high 52 tackles, two tackles for loss and seven

passes defended. Was also the recipient of the Gators' Gene Elleson Community Service Award

- Started 11 games at left cornerback as a junior in 2012, notching 39 tackles, one tackle for loss, three interceptions and 11 passes deflected. Also scored a touchdown on a 26-yard interception return
- Appeared in all 13 games as a sophomore in 2011, starting six contests at left cornerback and two at slot corner, and registered 34 tackles and five pass deflections
- Saw action in 10 games as a freshman in 2010 as a gunner on the punt return unit and finished with eight tackles

CAPE CORAL HALL OF FAMER

Before moving on to play at the University of Florida, Jaylen Watkins was a standout quarterback and wide receiver at Cape Coral (FL) High School. A 2010 graduate, Watkins returned to Florida during the Eagles' 2016 bye week to be inducted into the CCHS hall of fame and have his No. 7 jersey retired during a Seahawks' home game. During the contest, Watkins helped out on the sidelines, as his alma mater defeated Ida Baker 46-36.





VITALS

Height: 6-5
Weight: 237
Date Of Birth: December 30, 1992
Hometown: Bismarck, ND
HS: Bismarck Century
College: North Dakota State
NFL Experience: Rookie
Draft Pick: D1-16 (2nd overall)
 by Philadelphia



ROOKIE RECORDS

Wentz owns the team rookie records for pass attempts (275), completions (177), passing yards (1,890) and passing TDs (9). Wentz has also produced the highest completion percentage (65.8%) and passer rating (87.7) by an Eagles rookie (min. 200 attempts).

TOP PERFORMANCES

Wentz has already produced two of the top three passer ratings by a rookie in Eagles history (min. 20 attempts).

Player (Date)	Rating
Carson Wentz (9/25/16 vs. Pit.)	125.9
John Reaves (12/17/72 at StL)	104.4
Carson Wentz (10/9/16 at Det.)	102.8

THREE-STEP DROP

Hobbies: Hunting, going to lakes, relaxing with friends and spending time with his dog, Henley (golden retriever)

Bucket list: Hunting in Alaska, traveling to Europe

First job: Umpired youth baseball games

If he could play another sport, what position: Baseball, either as a closing pitcher or third baseman

If he could do anything other than football: High school teacher while coaching football and baseball, or athletic director

Three favorite throwback jerseys: Walter Payton, Chicago Bears; Brett Favre, Minnesota Vikings (favorite team growing up); Roger Maris, New York Yankees (North Dakota native)

Favorite TV show: Friday Night Lights

Favorite movie: The Dark Knight Rises

Favorite music: Country (Jason Aldean)

Favorite meal: Steak and potatoes

“When you talk about Carson, you’re talking about a blue-collar quarterback. This guy has incredible work ethic. He’s got incredible passion. He fits into this city, into the personality of this city, and you see that when he plays.”

**- Eagles Executive V.P. of Football Operations
Howie Roseman**

Carson Wentz was selected by the Philadelphia Eagles with the No. 2-overall pick in the 2016 NFL Draft, becoming the franchise’s highest-drafted player since Donovan McNabb (also 2nd overall) in 1999. A two-year captain at North Dakota State, Wentz led the Bison to back-to-back NCAA Division I FCS national championships in 2014 and 2015. In his two seasons as a starter, Wentz compiled an impressive 20-3 overall record (.870 winning percentage) while logging 4,762 passing yards and 42 passing TDs, along with 936 rushing yards and 12 rushing TDs.

CAREER HIGHLIGHTS

- Owns the team rookie records for pass attempts (275), completions (177), passing yards (1,890) and passing TDs (9). Has also recorded the highest completion percentage (64.4%) and passer rating (87.7) by an Eagles rookie (min. 200 attempts)
- Joined Nick Foles (twice in 2012) as the only rookie QBs in franchise history to produce multiple 300+ yard performances (301 yards vs. Pit. on 9/25/16; 364 yards at NYG on 11/6/16)
- According to *ESPN Stats & Info*, became the fourth rookie starting QB since the 1970 NFL merger to beat a team that was 5-0 or better (W, 21-10 vs. Min. on 10/23/16), joining Mark Sanchez (2009), Ben Roethlisberger (2004) and Phil Simms (1979)
- Became the first player to be voted NFL Rookie of the Week (Week 1 vs. Cle.; Week 3 vs. Pit; Week 5 at Det.) at least three times since Mark Sanchez in 2009 (also three), as well as the first Eagles player to win multiple Rookie of the Week accolades since Hank Baskett in 2006
- Attempted 134 consecutive passes without an interception from 9/11-10/9/16, which is the 3rd-longest streak to begin a career in NFL history, trailing only Dak Prescott (176, 9/11-10/16/16) and Tom Brady (162, 11/23/00-10/28/01)
- Was named NFL Offensive Rookie of the Month for September 2016 after completing 66-of-102 (64.7%) passes for 769 yards (256.3 ypg), 5 TDs, 0 INTs and a 103.8 passer rating and helping guide the Eagles to an undefeated 3-0 record. Is the only player in franchise history to earn the award
- Is the only rookie QB to start and win his team’s first three regular-season games without throwing an interception since the 1970 NFL merger. Became just the second rookie QB to start the season 3-0 in that span (Mark Sanchez with NYJ in 2009)
- Garnered NFC Offensive Player of the Week honors for Week 3 after going 23-of-31 (72.4%) for 301 yards, 2 TDs and a 125.9 passer rating in the 34-3 win vs. Pit. (9/25)



WENTZ'S CAREER STATISTICS

Year	Team	GP/GS	PASSING										RUSHING					OFF SNAPS	
			Att	Cmp	Pct	Yds	Y/A	TD	Int	Lg	Sk/Yd	Rat	Att	Yds	Avg	Lg	TD	No	Pct
2016	Philadelphia	8/8	275	177	64.4	1890	6.9	9	5	73t	17/85	87.7	23	36	1.6	10	0	538	100%
Totals		8/8	275	177	64.4	1890	6.9	9	5	73t	17/85	87.7	23	36	1.6	10	0	538	100%

ADDITIONAL CAREER STATISTICS

Fumbles/Lost: 8/1

2016 GAME-BY-GAME STATISTICS

Date	Opp	W/L	GP/GS	PASSING										RUSHING					SNAPS	
				Att	Cmp	Pct	Yds	Y/A	TD	Int	Lg	Sk/Yd	Rat	Att	Yds	Avg	Lg	TD	No	Pct
Sep 11	Cle	W	1/1	37	22	59.5	278	7.5	2	0	35t	2/8	101.0	2	1	0.5	1	0	77	100%
Sep 19	at Chi	W	1/1	34	21	61.8	190	5.6	1	0	32	2/10	86.6	6	10	1.7	7	0	72	100%
Sep 25	Pit	W	1/1	31	23	74.2	301	9.7	2	0	73t	0/0	125.9	1	10	10.0	10	0	65	100%
Oct 9	at Det	L	1/1	33	25	75.8	238	7.2	2	1	27	3/8	102.8	2	14	7.0	10	0	61	100%
Oct 16	at Was	L	1/1	22	11	50.0	179	8.1	0	0	54	5/34	77.7	2	2	1.0	3	0	52	100%
Oct 23	Min	W	1/1	28	16	57.1	138	4.9	1	2	27	0/0	52.4	5	6	1.2	6	0	58	100%
Oct 30	at Dal	L	1/1	43	32	74.4	202	4.7	1	0	14	3/8	91.4	1	-3	-3.0	-3	0	78	100%
Nov 6	at NYG	L	1/1	47	27	57.4	364	7.7	0	2	58	2/17	64.5	4	-4	-1.0	3	0	75	100%
Nov 13	Atl																			
Nov 20	at Sea																			
Nov 28	GB																			
Dec 4	at Cin																			
Dec 11	Was																			
Dec 18	at Bal																			
Dec 22	NYG																			
Jan 1	Dal																			
Totals			8/8	275	177	64.4	1890	6.9	9	5	73t	17/85	87.7	23	36	1.6	10	0	538	100%



CAREER ACCOLADES

NFL Rookie of the Week (10/9 at Det., L, 23-24)

- 25-of-33 (75.8%), 238 yards, 2 TDs, 1 INT, 102.8 rating

NFL Rookie of the Month (September, 3-0)

- 66-of-102 (64.7%), 769 yards, 5 TDs, 0 INTs, 103.8 rating

NFC Offensive Player of the Week and NFL Rookie of the Week (9/25 vs. Pit., W, 34-3)

- 23-of-31 (74.2%), 301 yards, 2 TDs, 0 INTs, 125.9 rating

NFL Rookie of the Week (9/11 vs. Cle., W, 29-10)

- 22-of-37 (59.5%), 278 yards, 2 TDs, 0 INTs, 101.0 rating

CAREER HIGHLIGHTS - Cont.

- Became the first Eagles rookie to be named NFC Offensive Player of the Week since Charlie Garner in 1994 (111 rushing yards, 2 TDs at SF on 10/2/94). Is the only Eagles rookie QB to be named NFC Offensive Player of the Week
- Was the first Eagles rookie QB to *start* in a season opener (W, 29-10 vs. Cle. on 9/11/16) since Davey O'Brien in 1939 and the first to *play* on opening day since Randall Cunningham in 1985
- Selected by the Eagles with the No. 2-overall pick in the 2016 NFL Draft, becoming the franchise's highest-drafted player since Donovan McNabb (also 2nd overall) in 1999. Only five quarterbacks have been chosen by Philadelphia in the first round: Wentz, McNabb, John Reaves (1972), Frank Tripucka (1949) and Davey O'Brien (1939)
- Since 1971, only seven non-FBS QBs have been first-round draft choices: Wentz (North Dakota State, 2nd, 2016), Joe Flacco (Delaware, 18th, 2008), Steve McNair (Alcorn State, 3rd, 1995), Ken O'Brien (UC Davis, 24th, 1983), Phil Simms (Morehead State, 7th, 1979), Doug Williams (Grambling State, 17th, 1978) and Dan Pastorini (Santa Clara, 3rd, 1971)

2016 HIGHLIGHTS

- According to *Stats LLC*, ranks 2nd in the NFL with a 69.1% (47-of-68) completion percentage against the blitz this season



2016 HIGHLIGHTS - Cont.

- Owns the team rookie records for pass attempts (275), completions (177), passing yards (1,890) and passing TDs (9). Has also recorded the highest completion percentage (64.4%) and passer rating (87.7) by an Eagles rookie (min. 200 attempts)
- Registered career highs in pass attempts (47), passing yards (364) and 25+ yard completions (5) while adding a career-high-tying 14 passing first downs at NYG (11/6). His 364 passing yards were the 2nd-most ever recorded by an Eagles rookie (Nick Foles - 381 yards at TB on 12/9/12).
- Joined Foles (twice in 2012) as the only rookie QBs in franchise history to produce multiple 300+ yard performances
- Finished 32-of-43 (74.4%) for 202 yards, 1 TD, 0 INTs and a 91.4 passer rating at Dal. (10/31). Tied Nick Foles (twice in 2012) for the Eagles' single-game rookie completion record
- According to *ESPN Stats & Info*, became the fourth rookie starting QB since the 1970 NFL merger to beat a team that was 5-0 or better (W, 21-10 vs. Min. on 10/23), joining Mark Sanchez (2009), Ben Roethlisberger (2004) and Phil Simms (1979)
- Earned NFL Rookie of the Week honors after posting career highs in completions (25) and completion percentage (75.8%) on 33 attempts and finished with 238 yards and a 102.8 passer rating at Det. (10/9). Is the first player to be voted NFL Rookie of the Week at least three times since Mark Sanchez (also three) during the 2009 season
- Was named NFL Offensive Rookie of the Month for September after completing 66-of-102 (64.7%) passes for 769 yards (256.3 ypg), 5 TDs, 0 INTs and a 103.8 passer rating and helping guide the Eagles to an undefeated 3-0 record. Is the only player in franchise history to earn the award
- Garnered NFC Offensive Player of the Week and NFL Rookie of the Week honors for Week 3 after going 23-of-31 (72.4%) for 301 yards, 2 TDs and a 125.9 passer rating in the 34-3 win vs. Pit. (9/25). Became the first Eagles rookie to be named NFC Offensive Player of the Week since Charlie Garner in 1994 (111 rushing yards, 2 TDs in 40-8 victory at SF on 10/2/94). Is the only Eagles rookie QB to be named NFC Offensive Player of the Week. Became the first Eagles player to win multiple NFL Rookie of the Week accolades since Hank Baskett in 2006
- With his 301-yard performance against the Steelers, joined Nick Foles (twice, 2012) as the only rookie QBs in franchise history to post 300+ passing yards in a single game. His 125.9 passer rating vs. Pit. was the highest single-game mark ever recorded by an Eagles rookie (min. 20 attempts). Became the first NFL rookie QB to win a game by 31+ points since Cam Newton with the Panthers on 12/24/11 vs. TB (W, 48-16)
- Totaled 190 yards and one TD on 21-of-34 (61.8%) passing in the *Monday Night Football* victory at Chi. (9/19). Became just the second rookie QB since 1988 to win a *MNF* game on the road (also NYJ's Geno Smith on 10/7/13 at Atl.)
- Named NFL Rookie of the Week after completing 22-of-37 (59.5%) passes for 278 yards, two TDs and a 101.0 rating in his NFL debut vs. Cle. (9/11). His 278 yards were the most by a rookie in his first career start in franchise history

BIRDSEED

- Despite growing up an avid Minnesota Vikings fan, Wentz idolized former Green Bay Packers legend and 2016 Pro Football Hall of Fame inductee Brett Favre. "I loved watching Favre play. I loved his gunslinger mentality and just the way

300+ YARD PERFORMANCES (2)

Date	Opponent	Yards
9/25/16	vs. Pittsburgh Steelers (W, 34-3)	301
11/6/16	at New York Giants (L, 23-28)	364

CAREER HIGHS

Category	Value	Date
Pass Attempts	47	11/6/16 at NYG
Completions	32	10/30/16 at Dal.
Passing Yards	364	11/6/16 vs. NYG
Passing Long	73t	9/25/16 vs. Pit.
Passing TDs	2	3x, last: 10/9/16 at Det.
Completion %	75.8	10/9/16 at Det.
Passer Rating	125.9	9/25/16 vs. Pit.
Rush Attempts	6	9/19/16 at Chi.
Rushing Yards	14	10/9/16 at Det.
Rushing Long	10	9/25/16 vs. Pit.
Rushing TDs	--	---

he had fun. He was fun to watch and he played the game and enjoyed it. I think he played it the right way"

- Wentz's body frame changed dramatically during his time at Bismarck Century (ND) High School. He measured at 5-foot-8, 125 pounds as a freshman; 5-foot-10, 150 pounds as a sophomore; 6-foot-3, 170 pounds as a junior; 6-foot-5, 200 pounds as a senior
- As a sophomore, an undersized Wentz was told by Bismarck Century QBs coach Nick Walker, "You have the ability to be great," which was crucial in shaping his drive for the game. "Just to hear that when you're a kid, you're smaller than everyone out there and this and that, for someone to come tell you that, it was pretty special. He really believed in me and he expected to get the best out of me"
- Outside of his faith, Wentz's brother, Zach, has been the biggest influence on his life and career. "My older brother has always been a role model. He played baseball at NDSU; he was really good in school and everything. I wanted to do better than him. I just wanted to always follow in his footsteps"
- Tattoo on Wentz's wrist reads, "Audience of One," which is a motto that helps shape his life. "It just means living for the Lord as my audience, trying to glorify everything. It's a good reminder for me every day"

COLLEGE HIGHLIGHTS

- Was a member of five straight NCAA Division I FCS national championship teams (2011-15), including two as a starter in 2014 and 2015. Finished 3rd in school history in career passing yards (5,115), passing TDs (45), completions (392), completion percentage (64.1%) and passer efficiency rating (153.9)
- Captained the Bison to a 20-3 overall record in games that he started, leading his team to back-to-back NCAA Division I FCS national titles as a junior and senior. Recognized as the most outstanding player in both championship victories
- Started the first six games of his senior season in 2015, but sustained a wrist injury and missed the following eight contests. Returned to practice in December and was cleared to play the week of the national championship game, when he led North Dakota State to a 37-10 victory over Jacksonville State.



VITALS

Height: 6-3
Weight: 305
Date Of Birth: March 22, 1989
Hometown: Pittsburgh, PA
HS: Central Catholic (Pittsburgh, PA)
College: Penn State
NFL Experience: 6th Year
Acquired: FA (Jax) 2016
Draft Pick: D2-11 (48th overall)
 by Oakland

DID YOU KNOW?

After signing with the Eagles in the 2016 offseason, Wisniewski returns to his home state of Pennsylvania, where he spent the majority of his early football career. A native of Pittsburgh, PA, he was a two-time 1st-team all-state selection at Central Catholic (PA) High School. Wisniewski went on to play collegiately at Penn State, where he earned four letters for the Nittany Lions and was named first-team All-American as a senior in 2010.

THREE-STEP DROP

Biggest influence on his life/career: His father, Leo, who also played at Penn State and was selected by the Baltimore Colts in 1982 NFL Draft

Favorite all-time offensive lineman: His uncle, Steve, who was an eight-time Pro Bowler and two-time All-Pro selection at guard with the Los Angeles/Oakland Raiders from 1989-2001

Best player he's lined up against: Chiefs NT Dontari Poe

Best part of being an offensive lineman: "It's the strongest community – genuinely a unit. There's a real camaraderie on the O-line"

Most challenging aspect of the offensive line: "It's an unnatural position.

When you pass block, you're moving backward trying to stop someone coming at you at full force. It takes a lot of training to overcome that"

Position he'd play other than offensive line: Defensive end

Originally a second-round draft pick of the Oakland Raiders in 2011, Stefen Wisniewski (pronounced STEF-in wiz-NEW-skee) signed with the Eagles as a free agent during the 2016 offseason after spending the 2015 season with the Jacksonville Jaguars. A versatile lineman out of Penn State, Wisniewski has started all 77 games that he has played in the NFL, opening 15 contests at LG and 62 games at C.

2016 HIGHLIGHTS

- Made his first start with the Eagles at NYG (11/6), playing LG. Marked the first time he started at LG since 2011 with the Raiders

BIRDSEED

- His father, Leo Wisniewski, was selected by the Baltimore Colts with the first pick in the second round of the 1982 NFL Draft (28th overall) and played NT in the league for three seasons (1982-1984). Leo played in 36 games for the Colts and compiled 14.5 sacks, including a career-high seven in 1984, the first year the Colts played in Indianapolis. Like Stefen, Leo played collegiately at Penn State where he earned three letters for the Nittany Lions and served as a team captain as a senior in 1981
- The NFL ties do not stop with Stefen's father, as his uncle, Steve Wisniewski, was an eight-time Pro Bowler and two-time first-team all-pro as a guard for the Raiders from 1989-1991. Seven years after his older brother Leo was selected with the first pick of the second round, Steve Wisniewski also became the first pick of the second round (29th overall) when he was selected by the Dallas Cowboys in the 1989 NFL Draft. Cowboys rookie head coach Jimmy Johnson immediately traded Steve to the Raiders in exchange for second-round, third-round and fifth-round selections, one of which (second round, 39th overall) he used to select current FOX analyst and former FB Daryl Johnston. Like brother Leo and nephew Stefen, Steve Wisniewski played collegiately at Penn State prior to entering the NFL

WISNIEWSKI'S CAREER SERVICE

Regular Season		
Year	Team	GP/GS
2011	Oakland	16/16
2012	Oakland	15/15
2013	Oakland	14/14
2014	Oakland	16/16
2015	Jacksonville	16/16
2016	Philadelphia	8/1
Totals		85/78
Starts by position: 2011: 15 at LG, 1 at C; 2012: 15 at C; 2013: 14 at C; 2014: 16 at C; 2015: 16 at C; 2016: 1 at LG		
First NFL game: 9/12/11 at Den.		
First NFL start: 9/12/11 at Den.		

PHILADELPHIA 29, CLEVELAND 10

SUNDAY, SEPTEMBER 11, 2016 - LINCOLN FINANCIAL FIELD

The Philadelphia Eagles began a new chapter in their storied history on Sunday, September 11, 2016, with **Eagles Head Coach Doug Pederson** taking over the sidelines for his first regular-season game and rookie **QB Carson Wentz** stepping into the spotlight as the team's starter under center.



Wentz

It didn't take long for Wentz to win over the home crowd at Lincoln Financial Field, as the rookie quarterback jumped out of the gates and led a nine-play, 75-yard touchdown drive on the team's opening possession of the 2016 season. During the march, Wentz completed 4-of-5 passes for 57 yards and capped the drive with a

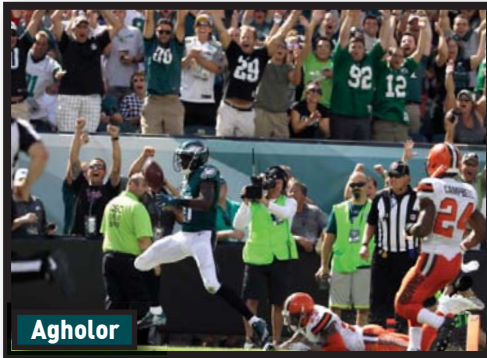
[perfectly lofted, 19-yard pass to WR Jordan Matthews in the left corner of the end zone for the first touchdown of his career.](#)

The Eagles new-look, 4-3 defense stifled **Browns QB Robert Griffin III** and the Cleveland offense for the remainder of the first quarter. After the Birds forced three-straight three-and-outs, Eagles **K Caleb Sturgis** connected on a 22-yard field goal to put Philadelphia up 10-0.

The Browns managed to get their offense in gear on its first possession of the second quarter, as Griffin hit **WR Terrelle Pryor Sr.** for a 44-yard gain to move Cleveland inside the Eagles 10. A pass interference penalty in the end zone on Eagles **S Malcolm Jenkins** allowed Browns **RB Isaiah Crowell** to punch the ball in from the 2-yard line and cut the Eagles' lead to 10-7.

Despite giving up a score, the Eagles defense responded on Cleveland's next possession as **S Rodney McLeod**, who was signed as a free agent in the 2016 off-season, picked off Griffin and returned the ball to Wentz and the Eagles offense with just under four minutes remaining in the half.

Following the pick, Sturgis connected on a 38-yard field goal to give the Eagles a 13-7 lead.



Agholor

Cleveland added a field goal on their first drive of the second half, but an errant snap out of the end zone on their next possession resulted in an Eagles safety and made the score 15-10 Philly.

Wentz took advantage of the momentum generated from the safety and [threw a 35-yard touchdown to WR Nelson Agholor on the Eagles' next drive.](#)

The defense closed out the win by keeping Cleveland off the board for the remainder of the game and [Eagles RB Ryan Mathews](#)

[punctuated the victory with a 1-yard touchdown at the end of the fourth quarter](#) to bring the final score to 29-10.



SCORING RECAP

	1st	2nd	3rd	4th	Pts
Cleveland	0	7	3	0	10
Philadelphia	7	6	9	7	29
Phi - J. Matthews, 19 pass from Wentz (Sturgis) (9-75, 5:10)					
Phi - C. Sturgis, 22 FG (5-31, 2:14)					
Cle - I. Crowell, 2 run (Murray) (7-75, 3:19)					
Phi - C. Sturgis, 38 FG (11-60, 3:16)					
Cle - P. Murray, 35 FG (5-58, 1:03)					
Phi - C. Erving fumble out of bounds in end zone for a Safety					
Phi - N. Agholor, 35 pass from Wentz (Sturgis) (9-73, 4:32)					
Phi - R. Mathews, 1 run (Sturgis) (5-15, 2:24)					

TEAM STATISTICS

	CLEVELAND	PHILADELPHIA
First Downs	14	23
Net Yards Gained	288	403
Rushes/Yards	21/120	34/133
Net Yards Passing	168	270
Att/Comp/INT	26/12/1	37/22/0
Sacked/Yards Lost	3/22	2/8
Punts/Average	5/50.2	6/49.2
Fumbles/Lost	2/0	2/0
Penalties/Yards	5/15	7/46
Time of Possession	20:40	39:20
3rd-Down Efficiency	2/10	5/15
Turnover Ratio	-1	+1

[punctuated the victory with a 1-yard touchdown at the end of the fourth quarter](#) to bring the final score to 29-10.

Notes: Wentz's 278 passing yards were the most by an Eagles rookie QB in his first career start since at least 1960...Pederson became the first Eagles head coach to win his first home game with the team since Dick Vermeil on 9/19/76 vs. N.Y. Giants at Veterans Stadium (W, 20-7).

Weather: Partly Cloudy, 85 **Wind:** WNW 14 mph **Surface:** Grass **Time:** 2:59

EAGLES INDIVIDUAL STATISTICS

RUSHING: R. Mathews 22-77-1TD, K. Barner 4-42, D. Sproles 5-12, C. Wentz 2-1, W. Smallwood 1-1
RECEIVING: J. Matthews 7-114-1TD, Z. Ertz 6-58, N. Agholor 4-57-1TD, D. Sproles 2-24, D. Green-Beckham 2-14, B. Celek 1-11
PASSING: C. Wentz 22-37-278-2TDs-0
INTERCEPTIONS: R. McLeod 1-5
SACKS: C. Barwin 1.0, F. Cox 1.0, B. Graham 1.0
FIELD GOALS: C. Sturgis (46WR, 22G, 38G)

BROWNS INDIVIDUAL STATISTICS

RUSHING: I. Crowell 12-62-1TD, R. Griffin 5-37, D. Johnson 3-22, A. Hawkins 1--1
RECEIVING: T. Pryor 3-68, D. Johnson 3-28, C. Coleman 2-69, I. Crowell 2-16, M. Johnson 2-9
PASSING: R. Griffin 12-26-190-0TDs-1
INTERCEPTIONS: None
SACKS: C. Kirksey 1.0, C. Nassib 1.0
FIELD GOALS: P. Murray (35G)

PHILADELPHIA 29, CHICAGO 14

MONDAY, SEPTEMBER 19, 2016 - SOLDIER FIELD

The Eagles kicked off their 2016 road schedule when they traveled to Chicago to face the Bears on *Monday Night Football*.



Mathews

[Philadelphia's defense set the tone early when Eagles S Malcolm Jenkins sacked Bears QB Jay Cutler on the second play from scrimmage](#), setting up a third-and-20 and an eventual fourth-down punt.

Appearing in the second game of his career, rookie QB Carson Wentz came out of the gates strong on the Birds' first possession, completing 8-of-9 attempts to set up a 25-yard field goal by K Caleb Sturgis.

On Chicago's next drive, Cutler completed passes of 31 yards (WR Eddie Royal) and 22 yards (WR Alshon Jeffery) to

move the Bears into the red zone, but the Birds defended tightened up and forced a field goal attempt which Chicago K Connor Barth clanked off the left upright.

Despite the missed field goal, the Bears were able to take a 7-3 lead on their next possession, as RB Jeremy Langford capped a six-play, 65-yard drive with a 1-yard touchdown.

Langford's touchdown proved to be the last offensive score for the home team, as the Eagles defense put a stranglehold on the Bears offense for the remainder of the game.

Following Chicago's touchdown, Sturgis hit two field goals to close out the first half (29 and 53 yards), propelling the visitors to a 9-7 halftime lead.

After the teams traded numerous possessions to start the second half, Philadelphia broke the game wide open at the end of the third quarter. Taking over at his own 32, Wentz completed a 22-yard pass to WR Jordan Mathews to spark an eight-play, 68-yard drive, which was punctuated by a 3-yard rushing touchdown by RB Ryan Mathews.

Moments after Mathews' touchdown gave Philly a 16-7 lead, the Eagles offense received another scoring opportunity courtesy of Eagles LB Nigel Bradham.



Bradham

[On Chicago's next play from scrimmage, Bradham picked off a Cutler pass and returned the interception to the Bears 2-yard line.](#) Wentz immediately hit TE Trey Burton for a touchdown and although Sturgis missed the ensuing extra point, the Eagles found themselves with a comfortable 22-7 advantage.

The Bears fumbled on their next possession, setting up the Eagles' third touchdown of the night: a 1-yard run by Mathews.

EAGLES INDIVIDUAL STATISTICS

RUSHING: D. Sproles 12-40, R. Mathews 9-32-2TDs, W. Smallwood 2-16, C. Wentz 6-10, K. Barner 2-2, J. Huff 1-0

RECEIVING: J. Mathews 6-71, T. Burton 5-49-1TD, N. Agholor 4-42, D. Green-Beckham 2-18, D. Sproles 2-8, R. Mathews 1-3, J. Huff 1--1

PASSING: C. Wentz 21-34-190-1TD-0

INTERCEPTIONS: N. Bradham 1-28

SACKS: B. Graham 1.0, M. Jenkins 1.0, D. Vaeao 1.0

FIELD GOALS: C. Sturgis (25G, 29G, 53G)



SCORING RECAP

	1st	2nd	3rd	4th	Pts
Philadelphia	3	6	13	7	29
Chicago	0	7	0	7	14
Phi - C. Sturgis, 25 FG (13-47, 7:26)					
Chi - J. Langford, 1 run (Barth) (6-65, 3:44)					
Phi - C. Sturgis, 29 FG (11-77, 5:11)					
Phi - C. Sturgis, 53 FG (8-38, 1:35)					
Phi - R. Mathews, 3 run (Sturgis) (8-68, 4:31)					
Phi - T. Burton, 2 pass from Wentz (kick failed, hlu) (1-2, 0:04)					
Phi - R. Mathews, 1 run (Sturgis) (6-46, 3:05)					
Chi - E. Royal, 65 punt return (Barth)					

TEAM STATISTICS

	PHILADELPHIA	CHICAGO
First Downs	21	16
Net Yards Gained	280	284
Rushes/Yards	32/100	18/64
Net Yards Passing	180	220
Att/Comp/INT	34/21/0	29/21/1
Sacked/Yards Lost	2/10	3/15
Punts/Average	5/43.6	4/37.8
Fumbles/Lost	0/0	2/2
Penalties/Yards	5/34	7/60
Time of Possession	36:05	23:55
3rd-Down Efficiency	3/15	4/10
Turnover Ratio	+3	-3

Chicago managed to score its second touchdown of the night on a 65-yard punt return by Royal, but the Eagles' lead proved to be too much for the home team.

Notes: Doug Pederson became the first Eagles head coach in the Super Bowl Era to win his first two games with the team. The last Philadelphia head coach to accomplish the feat was Nick Skorich in 1961.

Weather: Mostly Cloudy, 84 **Wind:** SW 5 mph **Surface:** Grass **Time:** 3:02

BEARS INDIVIDUAL STATISTICS

RUSHING: J. Langford 11-28-1TD, J. Howard 3-22, K. White 1-9, K. Carey 2-3, P. Lasike 1-2

RECEIVING: A. Jeffery 5-96, E. Royal 4-52, K. White 4-36, Z. Miller 4-33, J. Howard 2-9, J. Langford 1-6, K. Carey 1-3

PASSING: J. Cutler 12-17-157-0TDs-0, B. Hoyer 9-12-78-0TDs-0

INTERCEPTIONS: None

SACKS: S. Acho 1.0, W. Young 1.0

FIELD GOALS: C. Barth (31LU)

PHILADELPHIA 34, PITTSBURGH 3

SUNDAY, SEPTEMBER 25, 2016 - LINCOLN FINANCIAL FIELD



Following a *Monday Night Football* road win in Week 2 at Chicago, the Eagles returned to Lincoln Financial Field to face the Pittsburgh Steelers in Week 3.



Logan

Despite the quick turnaround that comes from playing on a Monday night, the Birds got off to a fast start against their Western Pennsylvania counterparts.

Steelers QB Ben Roethlisberger led Pittsburgh into the red zone on the game's opening possession; however, the Eagles were able to keep Pittsburgh off the board when [DT Bennie Logan burst through the Steelers line to block a 36-yard field goal attempt by K Chris Boswell.](#)

Following the block, Eagles QB Carson Wentz hit TE Brent Celek for 22 yards and RB Darren Sproles for 40 yards on back-to-back plays to move the Eagles inside the Pittsburgh 15-yard line and set up a 29-yard field goal by K Caleb Sturgis.

The Eagles defense forced a quick punt on the Steelers' ensuing possession to return the ball to the Philadelphia offense and help set up the Birds' longest touchdown drive of the season.

Taking over at his own 18, Wentz directed a 12-play, 82-yard drive and gave Philadelphia a 10-0 lead when he [connected with WR Jordan Matthews for a 12-yard touchdown.](#)

Both teams traded field goals to close out the second quarter, with Boswell connecting from 40 yards and Sturgis hitting his second kick of the contest (38 yards) to make the score 13-3 at halftime.

The Eagles received the ball to start the second half and needed just three plays to add to their lead. [Facing a third-and-8 on his own 27, Wentz stepped up in the pocket, scrambled to his right and lofted a perfect pass down the right sideline to Sproles.](#)



Sproles

The veteran running back adjusted his route, hauled in the pass and weaved his way to the end zone for a 73-yard score.

Sproles' touchdown gave the home team a 20-3 lead and allowed the Birds' defense to help close out the game.

Down by 17 points, Pittsburgh elected to go for it on fourth-and-5 from the Philadelphia 33 and Eagles S Malcolm Jenkins broke up a pass intended for Steelers WR Antonio Brown. The stop led to yet another Eagles' scoring drive, as rookie RB Wendell Smallwood scored the first touchdown of his career to give the Eagles a 27-3 lead.

EAGLES INDIVIDUAL STATISTICS

RUSHING: W. Smallwood 17-79-1TD, K. Barner 8-42-1TD, C. Wentz 1-10, D. Sproles 2--1, R. Matthews 2--5

RECEIVING: D. Sproles 6-128-1TD, J. Huff 4-20, B. Celek 3-61, D. Green-Beckham 3-33, N. Agholor 3-21, T. Burton 2-19, J. Matthews 2-19-1TD

PASSING: C. Wentz 23-31-301-2TDs-0

INTERCEPTIONS: R. McLeod 1-0

SACKS: F. Cox 2.0, B. Graham 1.0, B. Logan 1.0

FIELD GOALS: C. Sturgis (29G, 38G)



SCORING RECAP

	1st	2nd	3rd	4th	Pts
Pittsburgh	0	3	0	0	3
Philadelphia	3	10	21	0	34
Phi - C. Sturgis, 29 FG (7-63, 3:20)					
Phi - J. Matthews, 12 pass from Wentz (Sturgis) (12-82, 6:06)					
Pit - C. Boswell, 40 FG (8-61, 4:24)					
Phi - C. Sturgis, 38 FG (10-58, 5:15)					
Phi - D. Sproles, 73 pass from Wentz (Sturgis) (3-75, 2:06)					
Phi - W. Smallwood, 1 run (Sturgis) (7-67, 4:58)					
Phi - K. Barner, 8 run (Sturgis) (3-41, 1:24)					

TEAM STATISTICS

	PITTSBURGH	PHILADELPHIA
First Downs	15	25
Net Yards Gained	251	426
Rushes/Yards	10/29	30/125
Net Yards Passing	222	301
Att/Comp/INT	44/24/1	31/23/0
Sacked/Yards Lost	4/35	0/0
Punts/Average	3/55.0	4/41.3
Fumbles/Lost	2/1	1/0
Penalties/Yards	7/77	10/99
Time of Possession	25:04	34:56
3rd-Down Efficiency	4/11	4/10
Turnover Ratio	-2	+2

The Birds' defense continued its dominating performance on Pittsburgh's next drive, as [DT Fletcher Cox recorded his second sack of Roethlisberger and forced a fumble that was picked up by DE Brandon Graham](#) and returned to the Steelers 41.

The Eagles offense capitalized on the turnover [when RB Kenjon Barner scored his first career touchdown on an 8-yard run](#) to make the final score 34-3.

The win improved the Eagles' record to 3-0 heading into the bye week.

Weather: Sunny, 73 **Wind:** NNE 7 mph **Surface:** Grass **Time:** 2:56

STEELERS INDIVIDUAL STATISTICS

RUSHING: D. Williams 8-21, B. Roethlisberger 1-7, D. Richardson 1-1

RECEIVING: A. Brown 12-140, D. Williams 4-23, S. Coates 3-50, E. Rogers 2-32, J. James 2-10, M. Wheaton 1-2

PASSING: B. Roethlisberger 24-44-257-0TDs-1

INTERCEPTIONS: None

SACKS: None

FIELD GOALS: C. Boswell (36B, 40G)

PHILADELPHIA 23, DETROIT 24

SUNDAY, OCTOBER 9, 2016 - FORD FIELD

The Birds got off to a slow start in their first game back from the bye, as Lions **QB Matthew Stafford** guided the home team down the field on the game's opening possession and gave Detroit a 7-0 lead when he connected with **RB Theo Riddick** on a 1-yard touchdown pass.

After a quick stop by the Lions defense, Stafford went back to work and engineered a nine-play, 80-yard drive, which was capped yet again by a receiving touchdown from Riddick (17 yards).

With Philadelphia in need of a spark to stop the Lions' offensive surge, Eagles rookie **QB Carson Wentz** put together a nine-play, 75-yard drive that featured five Philadelphia first downs and five plays of 10-plus yards. The Birds cut their deficit to 14-7 when **RB Ryan Mathews caught a 1-yard touchdown from Wentz**.

Despite the brief swing in momentum, the Lions offense continued to roll on its next possession, as Stafford drove the home team deep into Eagles territory once again and **WR Marvin Jones** gave Detroit a 21-7 lead on a 1-yard touchdown catch with 3:08 left in the first half.

Eagles **K Caleb Sturgis** hit a 50-yard field goal as time expired in the half to make the score 21-10 at the break.



Sturgis



Huff

The Eagles jumped out to a fast start in the third quarter, as Wentz hit **WR Nelson Agholor** for 18 yards, Mathews for 17 yards and **WR Dorial Green-Beckham** for 26 yards to move the Eagles down to the Lions 3. Two plays later, Wentz found **WR**

Josh Huff over the middle for a 1-yard touchdown to make the score 21-17.

The Eagles defense returned to its dominant form in the second half and on Detroit's first drive of the half, **Eagles LB Nigel Bradham** scooped up a Stafford fumble at the Lions 16 and Sturgis hit another field goal to make the score 21-20.

After the Birds forced Detroit to punt on back-to-back possessions, Sturgis finished a fourth-quarter drive with a 49-yard field goal to give the Eagles a 23-21 lead with less than seven minutes remaining in regulation.

The Philly defense forced another three-and-out on Detroit's next possession, but the Birds offense was unable to seal the game when Mathews fumbled on third-and-2 and the Lions



SCORING RECAP

	1st	2nd	3rd	4th	Pts
Philadelphia	0	10	10	3	23
Detroit	14	7	0	3	24
Det - T. Riddick, 1 pass from Stafford (Prater) [11-75, 5:23]					
Det - T. Riddick, 17 pass from Stafford (Prater) [9-80, 5:09]					
Phi - R. Mathews, 1 pass from Wentz (Sturgis) [9-75, 5:32]					
Det - M. Jones, 1 pass from Stafford (Prater) [12-75, 7:13]					
Phi - C. Sturgis, 50 FG [11-43, 3:08]					
Phi - J. Huff, 1 pass from Wentz (Sturgis) [9-75, 5:42]					
Phi - C. Sturgis, 33 FG [4-2, 1:00]					
Phi - C. Sturgis, 49 FG [11-49, 5:21]					
Det - M. Prater, 29 FG [7-34, 1:06]					

TEAM STATISTICS

	PHILADELPHIA	DETROIT
First Downs	18	21
Net Yards Gained	346	244
Rushes/Yards	21/116	27/80
Net Yards Passing	230	164
Att/Comp/INT	33/25/1	25/19/0
Sacked/Yards Lost	3/8	4/16
Punts/Average	2/38.0	3/53.0
Fumbles/Lost	2/1	1/1
Penalties/Yards	14/111	2/18
Time of Possession	29:36	30:24
3rd-Down Efficiency	5/11	3/9
Turnover Ratio	-1	+1

recovered the loose ball at the Eagles 45. A few plays later, Lions **K Matt Prater** hit a 29-yard field goal to give Detroit a 24-23 lead with 1:28 left in the game.

The Eagles attempted to put together a game-winning drive, but Wentz was intercepted by Lions **CB Darius Slay** on the drive's opening play.

Weather: Indoors Wind: None Surface: Field Turf Time: 3:04

EAGLES INDIVIDUAL STATISTICS

RUSHING: D. Sproles 5-45, R. Mathews 11-42, C. Wentz 2-14, J. Huff 2-10, N. Agholor 1-5

RECEIVING: R. Mathews 5-33-1TD, J. Matthews 4-65, D. Sproles 4-23, D. Green-Beckham 3-43, Z. Ertz 3-37, J. Huff 3-5-1TD, N. Agholor 2-27, T. Burton 1-5

PASSING: C. Wentz 25-33-238-2TDs-1

INTERCEPTIONS: None

SACKS: F. Cox 1.0, V. Curry 1.0, B. Logan 1.0, TEAM 1.0

FIELD GOALS: C. Sturgis (50G, 33G, 49G)

LIONS INDIVIDUAL STATISTICS

RUSHING: T. Riddick 11-49, M. Stafford 6-16, Z. Zenner 7-9, G. Tate 3-6

RECEIVING: T. Riddick 6-33-2TDs, A. Boldin 4-48, M. Jones 4-37-1TD, G. Tate 3-39, Z. Zenner 2-23

PASSING: M. Stafford 19-25-180-3TDs-0

INTERCEPTIONS: D. Slay 1-11

SACKS: A. Bryant 1.0, A. Robinson 1.0, D. Taylor 1.0

FIELD GOALS: M. Prater (29G)


PHILADELPHIA 20, WASHINGTON 27

SUNDAY, OCTOBER 16, 2016 - FEDEXFIELD

Following their first loss of the season at Detroit, Philadelphia opened its 2016 NFC East slate with a Week 6 road contest at Washington.

For the second straight week, the Eagles fell behind 14-0 and were forced to dig themselves out of an early hole.

The scoring began when Redskins **QB Kirk Cousins** directed touchdown drives on back-to-back possessions to end the first quarter and start the second quarter. Cousins capped both of those drives with touchdown passes, first to **WR Jamison Crowder** and then to **TE Vernon Davis**.



Smallwood

Once again faced with the task of playing from behind, the Birds received two second-quarter scores from their defense and special teams to put them back in the game.

Following Davis' touchdown, which gave Washington its 14-0 lead, [Eagles rookie RB Wendell Smallwood took the ensuing kickoff to the house for an 86-yard touchdown.](#)

Feeding off the energy provided by the special teams unit, the Eagles defense provided another spark on the Redskins' next possession. On first-and-10 from the Philadelphia 38, Cousins targeted Davis over the middle, but [Eagles S Malcolm Jenkins undercut the route, picked off Cousins and dashed down the sideline for a 64-yard touchdown.](#)



Jenkins

With the game knotted at 14-14, Washington restored its lead just before halftime when **RB Matt Jones** plunged into the end zone from 1 yard out to give the Redskins a 21-14 advantage.

Washington reached the red zone on the opening drive of the second half, but was forced to settle for a 32-yard field goal by **K Dustin Hopkins**.

With the Eagles trailing 24-14 entering the fourth quarter, [Eagles QB Carson Wentz moved Philadelphia into scoring position when he connected with WR Jordan Matthews on a 54-yard pass.](#) Three plays later, **K Caleb Sturgis** hit a 38-yard field goal to cut Washington's lead to 24-17.

Both teams traded field goals on their next possessions, with Sturgis connecting on a 28-yard kick to make it a one-score game with just over five minutes remaining in regulation.

The Birds defense immediately forced a three-and-out and returned the ball to its offense with four minutes left in the contest.



SCORING RECAP

	1st	2nd	3rd	4th	Pts
Philadelphia	0	14	0	6	20
Washington	7	14	3	3	27
Was - J. Crowder, 16 pass from Cousins (Hopkins) [3-71, 1:31]					
Was - V. Davis, 13 pass from Cousins (Hopkins) [9-90, 5:51]					
Phi - W. Smallwood, 86 kickoff return (Sturgis)					
Phi - M. Jenkins, 64 interception return (Sturgis)					
Was - M. Jones, 1 run (Hopkins) [13-75, 3:49]					
Was - D. Hopkins, 32 FG [12-65, 6:20]					
Phi - C. Sturgis, 38 FG [9-70, 3:50]					
Was - D. Hopkins, 50 FG [7-58, 3:13]					
Phi - C. Sturgis, 28 FG [8-69, 4:23]					

TEAM STATISTICS

	PHILADELPHIA	WASHINGTON
First Downs	12	26
Net Yards Gained	239	493
Rushes/Yards	21/94	33/230
Net Yards Passing	145	263
Att/Comp/INT	22/11/0	34/18/1
Sacked/Yards Lost	5/34	0/0
Punts/Average	6/44.3	4/52.8
Fumbles/Lost	0/0	0/0
Penalties/Yards	13/114	9/75
Time of Possession	25:47	34:13
3rd-Down Efficiency	4/12	7/13
Turnover Ratio	+1	-1

Taking over at his own 30, Wentz drove the Eagles as far as the Redskins 42-yard line, but back-to-back sacks on second and third down forced the Eagles to punt the ball away.

From there, Washington's offense was able to gain one final first down and run out the clock to secure a 27-20 victory.

Weather: Sunny, 69 **Wind:** SSW 13 mph **Surface:** Grass **Time:** 3:09

EAGLES INDIVIDUAL STATISTICS

RUSHING: R. Matthews 9-60, D. Sproles 4-20, W. Smallwood 4-6, K. Barner 2-6, C. Wentz 2-2
RECEIVING: J. Matthews 3-75, N. Agholor 3-34, D. Green-Beckham 1-23, Z. Ertz 1-22, W. Smallwood 1-14, T. Burton 1-7, D. Sproles 1-4
PASSING: C. Wentz 11-22-179-0TDs-0
INTERCEPTIONS: M. Jenkins 1-64-1TD
SACKS: None
FIELD GOALS: C. Sturgis (38G, 28G)

REDSKINS INDIVIDUAL STATISTICS

RUSHING: M. Jones 16-135-1TD, R. Kelley 5-59, C. Thompson 9-37, K. Cousins 2-8, J. Crowder 1--9
RECEIVING: P. Garcon 6-77, D. Jackson 4-55, J. Crowder 3-52-1TD, C. Thompson 3-29, V. Davis 2-50
PASSING: K. Cousins 18-34-263-2TDs-1
INTERCEPTIONS: None
SACKS: R. Kerrigan 2.5, R. Jean Francois 1.0, W. Blackmon 0.5, T. Murphy 0.5, P. Smith 0.5
FIELD GOALS: D. Hopkins (32G, 50G)

PHILADELPHIA 21, MINNESOTA 10

SUNDAY, OCTOBER 23, 2016 - LINCOLN FINANCIAL FIELD



After nearly a month since their last home game, the Eagles returned to Lincoln Financial Field to host the 5-0 Minnesota Vikings in Week 7.



McLeod + Kendricks

In need of a victory following back-to-back road losses, the Eagles were faced with a tough task, but proved up to the challenge.

The first quarter got off to an unorthodox start, as the two teams combined for five turnovers: three by the home team and two by the visitors.

Backed up inside his own 10, Eagles QB Carson Wentz was intercepted by Vikings S Andrew Sendejo, and while it initially appeared that Sendejo was headed for the end zone, Eagles LG Allen

Barbre brought the Vikings safety down at the 2-yard line.

Although it may have been overlooked at the time, Barbre's touchdown-saving tackle proved to be a significant play for the Birds, as [Eagles S Rodney McLeod picked off Vikings QB Sam Bradford three plays later to keep Minnesota off the board.](#)

The two teams exchanged fumble recoveries on their next possessions and Wentz threw his second interception of the day to close out the quarter.

Minnesota got the scoring started in the second quarter when K Blair Walsh connected on a 48-yard field goal to give the Vikings a 3-0 lead. However, the Vikings' lead was short lived, as [Eagles WR Josh Huff returned the ensuing kickoff 98 yards for a touchdown](#) and Wentz ran the ball in for a 2-point conversion to give the Eagles a 8-3 advantage.

Later in the second quarter, Bradford committed his third turnover of the game when [McLeod sacked the former Eagles quarterback and forced a fumble that was recovered by teammate DT Beau Allen.](#)

Following the fumble recovery, Eagles K Caleb Sturgis hit a 35 yard field goal to extend Philadelphia's lead to 11-3 at the half.



Huff

The Eagles defense continued to apply pressure to Bradford and the Minnesota offense in the second half, as **LBs Jordan Hicks and Nigel Bradham** notched sacks on back-to-back plays of the Vikings' opening possession to forced a punt.

Following the punt, Wentz and the offense put together their first touchdown drive of the game: a nine-play, 77-yard drive that



SCORING RECAP

	1st	2nd	3rd	4th	Pts
Minnesota	0	3	0	7	10
Philadelphia	0	11	7	3	21
Min - B. Walsh, 48 FG (12-50, 4:57)					
Phi - J. Huff, 98 kickoff return (C. Wentz run)					
Phi - C. Sturgis, 35 FG (10-35, 2:35)					
Phi - D. Green-Beckham, 5 pass from Wentz (Sturgis) (9-77, 5:51)					
Phi - C. Sturgis, 21 FG (9-47, 5:32)					
Min - C. Patterson, 14 pass from Bradford (Walsh) (11-56, 3:56)					

TEAM STATISTICS

	MINNESOTA	PHILADELPHIA
First Downs	18	15
Net Yards Gained	282	239
Rushes/Yards	27/93	26/101
Net Yards Passing	189	138
Att/Comp/INT	41/24/1	28/16/2
Sacked/Yards Lost	6/35	0/0
Punts/Average	4/45.3	4/50.5
Fumbles/Lost	5/3	4/2
Penalties/Yards	7/56	7/53
Time of Possession	32:08	27:52
3rd-Down Efficiency	9/19	4/11
Turnover Ratio	Even	Even

was capped [WR Dorial Green-Beckham's first touchdown grab as an Eagle.](#)

In full control of the contest with an 18-3 lead, the Birds' defense stifled Minnesota on its next two possessions, stoning the Vikings on fourth-and-1 from the Eagles 6 and fourth-and-three on the Vikings 47.

Sturgis added a fourth-quarter field goal and Bradford threw his first touchdown pass of the game with 37 seconds remaining to bring the final score to 21-10.

Weather: Clear, 62 Wind: W 20 mph Surface: Grass Time: 3:09

EAGLES INDIVIDUAL STATISTICS

RUSHING: R. Mathews 14-56, D. Sproles 3-26, W. Smallwood 4-13, C. Wentz 5-6
RECEIVING: J. Huff 4-39, J. Matthews 3-10, D. Sproles 2-23, N. Agholor 2-10, D. Green-Beckham 2-8-1TD, R. Mathews 1-27, Z. Ertz 1-14, B. Celek 1-7
PASSING: C. Wentz 16-28-138-1TD-2
INTERCEPTIONS: R. McLeod 1-0
SACKS: C. Barwin 1.0, N. Bradham 1.0, B. Graham 1.0, J. Hicks 1.0, R. McLeod 1.0, S. Means 1.0
FIELD GOALS: C. Sturgis (35G, 21G)

VIKINGS INDIVIDUAL STATISTICS

RUSHING: M. Asiata 12-55, J. McKinnon 11-43, Z. Line 2-2, S. Bradford 1--1, R. Hillman 1--6
RECEIVING: C. Patterson 7-67-1TD, M. Asiata 6-25, K. Rudolph 5-55, A. Thielen 2-52, S. Diggs 2-18, J. McKinnon 1-5, R. Hillman 1-2
PASSING: S. Bradford 24-41-224-1TD-1
INTERCEPTIONS: A. Sendejo 1-16, X. Rhodes 1-0
SACKS: None
FIELD GOALS: B. Walsh (48G)

PHILADELPHIA 23, DALLAS 29

SUNDAY, OCTOBER 30, 2016 - AT&T STADIUM

For the second time in three weeks, the Eagles hit the road to take on an NFC East foe, as they traveled to Dallas for a Week 8 *Sunday Night Football* matchup.

Philadelphia opened the scoring on its first possession when **K Caleb Sturgis** connected on a 30-yard kick to give the Eagles a 3-0 lead.

The Cowboys responded immediately, as Dallas rookie **QB Dak Prescott** found **WR Dez Bryant** for a 53-yard gain to the Philadelphia 22 and three plays later rushed into the end zone for a 7-yard touchdown to put the home team up 7-3.

Following an Eagles' three-and-out, the Cowboys extended their lead to 10-3 on a 38-yard field goal by **K Dan Bailey**.

Although the Birds were forced to punt once again on their next possession, P Donnie Jones flipped the field position by pinning Dallas at the 5-yard line. The Eagles got the ball back three plays later and took advantage of the short field, as the offense scored [it's first touchdown of the day to tie the game at 10-10](#).

Following the Eagles' score, Dallas quickly moved the ball down the field and reached the Philadelphia 7 with less than two minutes remaining in the half. It appeared that the Cowboys were primed to take a lead heading into intermission, but **LB Jordan Hicks** stepped in front of a Prescott pass in the end zone for the Eagles' first turnover of the game.

Taking over at his own 20 following the turnover, Wentz led the offense into field goal position and Sturgis hit a career-long 55-yarder as time expired in the half to give Philadelphia a 13-10 advantage.

The Birds added to their lead in the second quarter, when QB **Carson Wentz** capped a 12-play, 69-yard drive with a [5-yard touchdown pass to WR Jordan Matthews](#) to make the score 20-10.

Bailey hit a field goal to close out the third-quarter scoring and the two clubs traded field goals at the start of the fourth to make the score 23-16.

With just over three minutes remaining in regulation, Prescott hit Bryant for a touchdown to tie the game at 23-23 and ultimately force overtime.

Dallas won the overtime coin toss and sealed the game on the only possession of the extra frame when Prescott connected with **TE Jason Witten** for the game winning score.



Matthews



Hicks



SCORING RECAP

	1st	2nd	3rd	4th	OT	Pts
Philadelphia	3	10	7	3	0	23
Dallas	7	3	3	10	6	29
Phi - C. Sturgis, 30 FG (10-50, 5:11)						
Dal - D. Prescott, 7 run (Bailey) (5-75, 1:58)						
Dal - D. Bailey, 38 FG (8-52, 3:20)						
Phi - R. Mathews, 1 run (Sturgis) (9-45, 5:05)						
Phi - C. Sturgis, 55 FG (8-43, 1:26)						
Phi - J. Matthews, 5 pass from Wentz (Sturgis) (12-69, 4:10)						
Dal - D. Bailey, 23 FG (12-70, 5:24)						
Phi - C. Sturgis, 34 FG (6-29, 1:47)						
Dal - D. Bailey, 49 FG (4-5, 1:24)						
Dal - D. Bryant, 22 pass from Prescott (Bailey) (11-90, 3:22)						
Dal - J. Witten, 5 pass from Prescott (12-75, 7:12)						

TEAM STATISTICS

	PHILADELPHIA	DALLAS
First Downs	21	26
Net Yards Gained	291	460
Rushes/Yards	24/97	34/187
Net Yards Passing	194	273
Att/Comp/INT	44/32/0	40/19/1
Sacked/Yards Lost	3/8	2/14
Punts/Average	6/44.8	5/44.4
Fumbles/Lost	4/1	2/0
Penalties/Yards	5/40	11/84
Time of Possession	33:15	33:57
3rd-Down Efficiency	6/15	4/14
Turnover Ratio	Even	Even

Weather: Clear skies, 84 Wind: S 5 mph Surface: Artificial Time: 3:29

EAGLES INDIVIDUAL STATISTICS

RUSHING: D. Sproles 15-86, R. Mathews 4-10-1TD, K. Barner 3-9, C. Wentz 1--3, W. Smallwood 1--5

RECEIVING: J. Matthews 11-65-1TD, D. Green-Beckham 5-55, D. Sproles 5-17, Z. Ertz 4-19, N. Agholor 3-25, J. Huff 1-9, T. Burton 1-6, K. Barner 1-5, R. Mathews 1-1

PASSING: C. Wentz 32-43-202-1TD-0, J. Huff 0-1-0-0TDs-0

INTERCEPTIONS: J. Hicks 1-0

SACKS: C. Barwin 1.0, M. Smith 1.0

FIELD GOALS: C. Sturgis (30G, 55G, 34G)

COWBOYS INDIVIDUAL STATISTICS

RUSHING: E. Elliott 22-96, D. Prescott 7-38-1TD, C. Jones 1-30, L. Whitehead 1-17, A. Morris 3-6

RECEIVING: D. Bryant 4-113-1TD, C. Beasley 4-53, E. Elliott 4-52, T. Williams 2-25, J. Witten 2-16-1TD, B. Butler 1-19, G. Swaim 1-8, K. Smith 1-1

PASSING: D. Prescott 19-39-287-2TDs-1, C. Beasley 0-1-0-0TDs-0

INTERCEPTIONS: None

SACKS: T. Crawford 1.5, O. Scandrick 1.0, C. Thornton 0.5

FIELD GOALS: D. Bailey (38G, 23G, 49G)

PHILADELPHIA 23, N.Y. GIANTS 28

SUNDAY, NOVEMBER 6, 2016 - METLIFE STADIUM

After an overtime loss to the Cowboys at Dallas in Week 8, the Eagles closed out their NFC East road schedule with a trip to MetLife Stadium in Week 9 to take on the New York Giants.

The Birds got off to a sluggish start, as **QB Carson Wentz** threw back-to-back interceptions on Philadelphia's first two possessions, giving Giants **QB Eli Manning** and the New York offense a pair of short fields.

Manning took advantage of the early turnovers, completing touchdown passes to **WRs Odell Beckham Jr.** and **Roger Lewis** to give New York a 14-0 lead with 9:43 remaining in the first quarter.

Wentz and the offense settled in following the early miscues and quickly moved the ball into New York territory thanks to a 32-yard pass to **TE Trey Burton** and 11-yard receptions by Burton and rookie **WR Bryce Treggs**.

After the drive stalled inside the 20, **K Caleb Sturgis** hit a 34-yard field goal to get the Birds on the board and make the score 14-3.

The Eagles continued to chip away at the deficit early in the second quarter when Wentz hit Treggs on a 58-yard bomb and **RB Ryan Mathews** ran around left end for an 8-yard touchdown two plays later to make the game 14-10.

However, the Giants responded with a touchdown drive of their own, as Manning led New York on a six-play, 86-yard drive and extended the home team's lead to 21-10 on Beckham's second touchdown reception of the afternoon.

The Eagles continued to fight back after the half and cut New York's lead to 21-17 when **RB Kenjon Barner** notched a 3-yard rushing touchdown on the first drive of the third quarter.

Just as they had done in the first half, the Giants immediately responded to Philadelphia's touchdown with a score of their own. Manning led a 10-play, 75-yard drive and logged his fourth touchdown pass of the game when he found **WR Sterling Shepard** for a 32-yard score.

Down 28-17, Wentz led the offense into field goal position and Sturgis connected on a 26 yarder to make it a one possession game early in the fourth quarter.

Later in the quarter, Sturgis connected on his third field goal of the day to bring the score to 28-23.



Ertz



Barner



SCORING RECAP

	1st	2nd	3rd	4th	Pts
Philadelphia	3	7	7	6	23
N.Y. Giants	14	7	7	0	28
NYG - O. Beckham, 26 pass from Manning (Gould) [2-31, 0:50]					
NYG - R. Lewis, 30 pass from Manning (Gould) [3-30, 1:12]					
Phi - C. Sturgis, 34 FG [10-59, 3:52]					
Phi - R. Mathews, 8 run (Sturgis) [3-70, 1:33]					
NYG - O. Beckham, 1 pass from Manning (Gould) [6-86, 2:43]					
Phi - K. Barner, 3 run (Sturgis) [6-70, 2:43]					
NYG - S. Shepard, 32 pass from Manning (Gould) [10-75, 4:36]					
Phi - C. Sturgis, 26 FG [14-80, 7:26]					
Phi - C. Sturgis, 38 FG [8-26, 3:12]					

TEAM STATISTICS

	PHILADELPHIA	N.Y. GIANTS
First Downs	21	16
Net Yards Gained	443	302
Rushes/Yards	25/96	24/54
Net Yards Passing	347	248
Att/Comp/INT	47/27/2	36/22/2
Sacked/Yards Lost	2/17	1/9
Punts/Average	3/47.0	7/46.0
Fumbles/Lost	1/0	1/0
Penalties/Yards	4/43	5/30
Time of Possession	32:40	27:20
3rd-Down Efficiency	3/15	4/13
Turnover Ratio	Even	Even

With the game hanging in the balance and New York backed up inside its own 30, **LB Jordan Hicks** intercepted Manning on third-and-4 with less than two minutes remaining.

However, the Birds were unable to reach the end zone following four incompletions and the Giants kneeled out the clock.

Weather: Partly Cloudy, 56 Wind: W 9 mph Surface: Turf Time: 3:17

EAGLES INDIVIDUAL STATISTICS

RUSHING: D. Sproles 13-57, W. Smallwood 2-25, R. Mathews 5-15-1TD, K. Barner 1-3-1TD, C. Wentz 4--4

RECEIVING: Z. Ertz 8-97, J. Matthews 6-88, N. Agholor 4-41, T. Burton 3-55, D. Sproles 3-14, B. Treggs 2-69, R. Mathews 1-0

PASSING: C. Wentz 27-47-364-0TDs-2

INTERCEPTIONS: J. Hicks 1-3, N. Carroll 1-0

SACKS: D. Vaeao 1.0

FIELD GOALS: C. Sturgis [34G, 40B, 26G, 38G]

GIANTS INDIVIDUAL STATISTICS

RUSHING: P. Perkins 11-32, R. Jennings 11-26, E. Manning 2--4

RECEIVING: O. Beckham 4-46-2TDs, W. Tye 4-33, S. Shepard 3-50-1TD, J. Adams 3-24, P. Perkins 3-15, R. Jennings 3-13, V. Cruz 1-46, R. Lewis 1-30-1TD

PASSING: E. Manning 22-36-257-4TDs-2

INTERCEPTIONS: A. Adams 1-19, L. Collins 1-7

SACKS: L. Collins 1.0, O. Vernon 1.0

FIELD GOALS: None

2016 UNOFFICIAL DEPTH CHART



Compiled by the Eagles public relations staff

OFFENSE				
WR	17 Nelson Agholor	16 Bryce Treggs		
LT	71 Jason Peters	64 Matt Tobin	69 Dillon Gordon	
LG	76 Allen Barbre	73 Isaac Seumalo		
C	62 Jason Kelce	61 Stefen Wisniewski	68 Josh Andrews	
RG	79 Brandon Brooks	61 Stefen Wisniewski		
RT	72 Halapoulivaati Vaitai	76 Allen Barbre		
TE	86 Zach Ertz	87 Brent Celek	47 Trey Burton	
WR	81 Jordan Matthews			
WR	18 Dorial Green-Beckham			
RB	24 Ryan Mathews	43 Darren Sproles	34 Kenjon Barner	28 Wendell Smallwood
QB	11 Carson Wentz	10 Chase Daniel		
DEFENSE				
DE	55 Brandon Graham	75 Vinny Curry	56 Bryan Braman	
DT	91 Fletcher Cox	97 Destiny Vaeao	77 Taylor Hart	
DT	96 Bennie Logan	94 Beau Allen		
DE	98 Connor Barwin	90 Marcus Smith	51 Steven Means	
OLB	53 Nigel Bradham	52 Najee Goode		
MLB	58 Jordan Hicks	50 Stephen Tulloch		
OLB	95 Mychal Kendricks	54 Kamu Grugier-Hill		
CB	21 Leodis McKelvin	31 Jalen Mills		
CB	22 Nolan Carroll	37 C.J. Smith		
S	23 Rodney McLeod	42 Chris Maragos		
S	27 Malcolm Jenkins	26 Jaylen Watkins	29 Terrence Brooks	
SPECIAL TEAMS				
P	8 Donnie Jones			
K	6 Caleb Sturgis			
H	8 Donnie Jones	10 Chase Daniel		
PR	43 Darren Sproles	34 Kenjon Barner		
KOR	28 Wendell Smallwood	34 Kenjon Barner		
LS	46 Jon Dorenbos			

PRONUNCIATION GUIDE	
Nelson Agholor	AGG-uh-lore
Allen Barbre	BAR-ber
Kenjon Barner	ken-YON
Jon Dorenbos	DORN-boss
Najee Goode	NAH-jee GOOD
Dorial Green-Beckham	dore-ee-ELL
Kamu Grugier-Hill	KAH-moo GREW-jay HILL
Jason Kelce	KELL-see
Chris Maragos	MARE-uh-gose
Isaac Seumalo	say-uh-MAH-low
Wendell Smallwood	when-DELL
Destiny Vaeao	VIE-ow
Halapoulivaati Vaitai	hal-lah-P00-lee-VAH-tee VIE-tie
Stefen Wisniewski	STEFF-in wiz-NEW-ski

PRACTICE SQUAD					
NO	NAME	POS	HT	WT	COLLEGE
2	Aaron Murray	QB	6-1	207	Georgia
14	David Watford	WR	6-2	212	Hampton
38	Aaron Grymes	CB	5-11	185	Idaho
39	Byron Marshall	RB	5-9	201	Oregon
48	Don Cherry	LB	6-2	240	Villanova
74	Aaron Neary	C	6-4	301	Eastern Washington
78	Darrell Greene	G	6-3	321	San Diego State
80	Paul Turner	WR	5-10	193	Louisiana Tech
82	Anthony Denham	TE	6-4	235	Utah
93	Aziz Shittu	DT	6-2	288	Stanford

ALPHABETICAL ROSTER



NO	NAME	POS	HT	WT	DOB	AGE	EXP	COLLEGE	HOMETOWN	HOW ACQ
17	Agholor, Nelson	WR	6-0	198	5/24/93	23	2	USC	Tampa, FL	D1-15
94	Allen, Beau	DT	6-3	327	11/14/91	24	3	Wisconsin	Minnetonka, MN	D7-14
68	Andrews, Josh	C/G	6-2	311	6/21/91	25	2	Oregon State	Ontario, CA	FA-14
76	Barbre, Allen	G/T	6-4	310	6/22/84	32	9	Missouri Southern State	Granby, MO	FA-13
34	Barner, Kenjon	RB	5-9	195	4/28/90	26	3	Oregon	Riverside, CA	T-Car-14
98	Barwin, Connor	DE	6-4	264	10/15/86	30	8	Cincinnati	Detroit, MI	FA-Hou-13
53	Bradham, Nigel	LB	6-2	241	9/04/89	27	5	Florida State	Crawfordville, FL	FA-Buf-16
56	Braman, Bryan	DE	6-5	241	5/04/87	29	6	West Texas A&M	Spokane, WA	FA-Hou-14
79	Brooks, Brandon	G	6-5	335	8/19/89	27	5	Miami (OH)	Milwaukee, WI	FA-Hou-16
29	Brooks, Terrence	S	5-11	200	3/02/92	24	3	Florida State	Dunnellon, FL	W-Bal-16
47	Burton, Trey	TE	6-3	235	10/29/91	25	3	Florida	Venice, FL	FA-14
22	Carroll, Nolan	CB	6-1	205	1/18/87	29	7	Maryland	Green Cove Springs, FL	FA-Mia-14
87	Celek, Brent	TE	6-4	255	1/25/85	31	10	Cincinnati	Cincinnati, OH	D5b-07
91	Cox, Fletcher	DT	6-4	310	12/13/90	25	5	Mississippi State	Yazoo City, MS	D1-12
75	Curry, Vinny	DE	6-3	279	6/30/88	28	5	Marshall	Neptune, NJ	D2b-12
10	Daniel, Chase	QB	6-0	225	10/07/86	30	8	Missouri	Southlake, TX	FA-KC-16
46	Dorenbos, Jon	LS	6-0	250	7/21/80	36	14	Texas-El Paso	Garden Grove, CA	FA-06
86	Ertz, Zach	TE	6-5	250	11/10/90	26	4	Stanford	Danville, CA	D2-13
52	Goode, Najee	LB	6-0	244	6/04/89	27	5	West Virginia	Cleveland, OH	W-TB-13
69	Gordon, Dillon	G	6-4	322	9/02/93	23	R	LSU	River Ridge, LA	FA-16
55	Graham, Brandon	DE	6-2	265	4/03/88	28	7	Michigan	Detroit, MI	D1-10
18	Green-Beckham, Dorial	WR	6-5	237	4/12/93	23	2	Oklahoma	Springfield, MO	T-Ten-16
54	Grugier-Hill, Kamu	LB	6-2	220	5/16/94	22	R	Eastern Illinois	Honolulu, HI	W-NE-16
77	Hart, Taylor	DT	6-6	305	2/22/91	25	3	Oregon	Tualatin, OR	W-SF-16
58	Hicks, Jordan	LB	6-1	236	6/27/92	24	2	Texas	Cincinnati, OH	D3-15
27	Jenkins, Malcolm	S	6-0	204	12/20/87	28	8	Ohio State	Piscataway, NJ	FA-NO-14
8	Jones, Donnie	P	6-2	221	7/05/80	36	13	LSU	Baton Rouge, LA	FA-Hou-13
62	Kelce, Jason	C	6-3	295	11/05/87	29	6	Cincinnati	Cleveland, OH	D6a-11
95	Kendricks, Mychal	LB	6-0	240	9/28/90	26	5	California	Fresno, CA	D2a-12
96	Logan, Bennie	DT	6-2	315	12/28/89	26	4	LSU	Coushatta, LA	D3-13
42	Maragos, Chris	S	5-10	200	1/06/87	29	7	Wisconsin	Racine, WI	FA-Sea-14
24	Mathews, Ryan	RB	6-0	220	10/10/87	29	7	Fresno St.	Bakersfield, CA	FA-SD-15
81	Matthews, Jordan	WR	6-3	212	7/16/92	24	3	Vanderbilt	Madison, AL	D2-14
21	McKelvin, Leodis	CB	5-10	185	9/01/85	31	9	Troy	Waycross, GA	FA-16
23	McLeod, Rodney	S	5-10	195	6/23/90	26	5	Virginia	Hyattsville, MD	FA-LA-16
51	Means, Steven	DE	6-3	263	9/16/90	26	2	Buffalo	Buffalo, NY	PS-Hou-15
31	Mills, Jalen	CB	6-0	191	4/06/94	22	R	LSU	DeSoto, TX	D7a-16
71	Peters, Jason	T	6-4	328	1/22/82	34	13	Arkansas	Queen City, TX	T-Buf-09
73	Seumalo, Isaac	G	6-4	303	10/29/93	23	R	Oregon State	Corvallis, OR	D3-16
28	Smallwood, Wendell	RB	5-10	208	1/20/94	22	R	West Virginia	Elkton, MD	D5a-16
37	Smith, C.J.	CB	5-11	189	5/10/93	23	R	North Dakota State	Burnsville, MN	FA-16
90	Smith, Marcus	DE	6-3	251	3/31/92	24	3	Louisville	Columbus, GA	D1-14
43	Sproles, Darren	RB	5-6	190	6/20/83	33	12	Kansas State	Olathe, KS	T-NO-14
6	Sturgis, Caleb	K	5-9	192	8/09/89	27	4	Florida	St. Augustine, FL	FA-15
64	Tobin, Matt	G/T	6-6	290	6/05/90	26	4	Iowa	Dyersville, IA	FA-13
16	Treggs, Bryce	WR	6-0	185	4/30/94	22	R	California	Bellflower, CA	W-SF-16
50	Tulloch, Stephen	LB	5-11	245	1/01/85	31	11	North Carolina State	Miami, FL	FA-16
97	Vaeao, Destiny	DT	6-4	299	1/15/94	22	R	Washington State	Pago Pago, AS	FA-16
72	Vaitai, Halapoulivaati	T	6-6	320	6/16/93	23	R	TCU	Haltom, TX	D5b-16
26	Watkins, Jaylen	S	5-11	194	11/27/91	24	2	Florida	Cape Coral, FL	D4-14
11	Wentz, Carson	QB	6-5	237	12/30/92	23	R	North Dakota State	Bismarck, ND	D1-16
61	Wisniewski, Stefan	C/G	6-3	305	3/22/89	27	6	Penn State	Pittsburgh, PA	FA-Jax-16

INJURED RESERVE

33	Brooks, Ron	CB	5-10	190	10/16/88	28	5	LSU	Irving, TX	FA-Buf-16
57	McCalister, Alex	DE	6-6	239	10/17/93	23	R	Florida	Winston-Salem, NC	D7b-16
59	Walker, Joe	LB	6-2	236	12/11/92	23	R	Oregon	Palos Verdes, CA	D7c-16

SUSPENDED

65	Johnson, Lane	T	6-6	317	5/08/90	26	4	Oklahoma	Groveton, TX	D1-13
----	---------------	---	-----	-----	---------	----	---	----------	--------------	-------

NUMERICAL ROSTER



NO	NAME	POS	HT	WT	DOB	AGE	EXP	COLLEGE	HOMETOWN	HOW ACQ	'16GP/S/A
6	Caleb Sturgis	K	5-9	192	8/09/89	27	4	Florida	St. Augustine, FL	FA-15	8/0
8	Donnie Jones	P	6-2	221	7/05/80	36	13	LSU	Baton Rouge, LA	FA-Hou-13	8/0
10	Chase Daniel	QB	6-0	225	10/07/86	30	8	Missouri	Southlake, TX	FA-KC-16	0/0
11	Carson Wentz	QB	6-5	237	12/30/92	23	R	North Dakota State	Bismarck, ND	D1-16	8/8
16	Bryce Treggs	WR	6-0	185	4/30/94	22	R	California	Bellflower, CA	W-SF-16	1/0/7
17	Nelson Agholor	WR	6-0	198	5/24/93	23	2	USC	Tampa, FL	D1-15	8/7
18	Dorial Green-Beckham	WR	6-5	237	4/12/93	23	2	Oklahoma	Springfield, MO	T-Ten-16	8/4
21	Leodis McKelvin	CB	5-10	185	9/01/85	31	9	Troy	Waycross, GA	FA-16	5/5/3
22	Nolan Carroll	CB	6-1	205	1/18/87	29	7	Maryland	Green Cove Springs, FL	FA-Mia-14	8/8
23	Rodney McLeod	S	5-10	195	6/23/90	26	5	Virginia	Hyattsville, MD	FA-LA-16	8/8
24	Ryan Mathews	RB	6-0	220	10/10/87	29	7	Fresno State	Bakersfield, CA	FA-SD-15	8/5
26	Jaylen Watkins	S	5-11	194	11/27/91	24	2	Florida	Cape Coral, FL	D4-14	8/2
27	Malcolm Jenkins	S	6-0	204	12/20/87	28	8	Ohio State	Piscataway, NJ	FA-NO-14	8/8
28	Wendell Smallwood	RB	5-10	208	1/20/94	22	R	West Virginia	Elkton, MD	D5a-16	8/0
29	Terrence Brooks	S	5-11	200	3/02/92	24	3	Florida State	Dunnellon, FL	W-Bal-16	5/0/3
31	Jalen Mills	CB	6-0	191	4/06/94	22	R	LSU	DeSoto, TX	D7a-16	8/1
34	Kenjon Barner	RB	5-9	195	4/28/90	26	3	Oregon	Riverside, CA	T-Car-14	8/0
37	C.J. Smith	CB	5-11	189	5/10/93	23	R	North Dakota State	Burnsville, MN	FA-16	2/0/2
42	Chris Maragos	S	5-10	200	1/06/87	29	7	Wisconsin	Racine, WI	FA-Sea-14	8/0
43	Darren Sproles	RB	5-6	190	6/20/83	33	12	Kansas State	Olathe, KS	T-NO-14	8/3
46	Jon Dorenbos	LS	6-0	250	7/21/80	36	14	Texas-El Paso	Garden Grove, CA	FA-06	8/0
47	Trey Burton	TE	6-3	235	10/29/91	25	3	Florida	Venice, FL	FA-14	7/1/1
50	Stephen Tulloch	LB	5-11	245	1/01/85	31	11	North Carolina State	Miami, FL	FA-16	7/0
51	Steven Means	DE	6-3	263	9/16/90	26	2	Buffalo	Buffalo, NY	PS-Hou-15	6/0/2
52	Najee Goode	LB	6-0	244	6/04/89	27	5	West Virginia	Cleveland, OH	W-TB-13	8/0
53	Nigel Bradham	LB	6-2	241	9/04/89	27	5	Florida State	Crawfordville, FL	FA-Buf-16	8/8
54	Kamu Grugier-Hill	LB	6-2	220	5/16/94	22	R	Eastern Illinois	Honolulu, HI	W-NE-16	6/0/2
55	Brandon Graham	DE	6-2	265	4/03/88	28	7	Michigan	Detroit, MI	D1-10	8/8
56	Bryan Braman	DE	6-5	241	5/04/87	29	6	West Texas A&M	Spokane, WA	FA-Hou-14	8/0
58	Jordan Hicks	LB	6-1	236	6/27/92	24	2	Texas	Cincinnati, OH	D3-15	8/8
61	Stefen Wisniewski	C/G	6-3	305	3/22/89	27	6	Penn State	Pittsburgh, PA	FA-Jax-16	8/1
62	Jason Kelce	C	6-3	295	11/05/87	29	6	Cincinnati	Cleveland, OH	D6a-11	8/8
64	Matt Tobin	G/T	6-6	290	6/05/90	26	4	Iowa	Dyersville, IA	FA-13	8/1
68	Josh Andrews	C/G	6-2	311	6/21/91	25	2	Oregon State	Ontario, CA	FA-14	0/0/8
69	Dillon Gordon	G	6-4	322	9/02/93	23	R	LSU	River Ridge, LA	FA-16	0/0/8
71	Jason Peters	T	6-4	328	1/22/82	34	13	Arkansas	Queen City, TX	T-Buf-09	8/8
72	Halapoulivaati Vaitai	T	6-6	320	6/16/93	23	R	TCU	Haltom, TX	D5b-16	4/4/4
73	Isaac Seumalo	G	6-4	303	10/29/93	23	R	Oregon State	Corvallis, OR	D3-16	1/0/7
75	Vinny Curry	DE	6-3	279	6/30/88	28	5	Marshall	Neptune, NJ	D2b-12	8/0
76	Allen Barbre	G/T	6-4	310	6/22/84	32	9	Missouri Southern St.	Granby, MO	FA-13	7/7/1
77	Taylor Hart	DT	6-6	305	2/22/91	25	3	Oregon	Tualatin, OR	W-SF-16	1/0/7
79	Brandon Brooks	G	6-5	335	8/19/89	27	5	Miami (OH)	Milwaukee, WI	FA-Hou-16	8/8
81	Jordan Matthews	WR	6-3	212	7/16/92	24	3	Vanderbilt	Madison, AL	D2-14	8/7
86	Zach Ertz	TE	6-5	250	11/10/90	26	4	Stanford	Danville, CA	D2-13	6/6/2
87	Brent Celek	TE	6-4	255	1/25/85	31	10	Cincinnati	Cincinnati, OH	D5b-07	8/4
90	Marcus Smith	DE	6-3	251	3/31/92	24	3	Louisville	Columbus, GA	D1-14	8/0
91	Fletcher Cox	DT	6-4	310	12/13/90	25	5	Mississippi State	Yazoo City, MS	D1-12	8/8
94	Beau Allen	DT	6-3	327	11/14/91	24	3	Wisconsin	Minnetonka, MN	D7-14	8/3
95	Mychal Kendricks	LB	6-0	240	9/28/90	26	5	California	Fresno, CA	D2a-12	8/3
96	Bennie Logan	DT	6-2	315	12/28/89	26	4	LSU	Coushatta, LA	D3-13	5/5/3
97	Destiny Vaeao	DT	6-4	299	1/15/94	22	R	Washington State	Pago Pago, AS	FA-16	8/0
98	Connor Barwin	DE	6-4	264	10/15/86	30	8	Cincinnati	Detroit, MI	FA-Hou-13	8/8

INJURED RESERVE

33	Ron Brooks	CB	5-10	190	10/16/88	28	5	LSU	Irving, TX	FA-Buf-16	6/5
57	Alex McCalister	DE	6-6	239	10/17/93	23	R	Florida	Winston-Salem, NC	D7b-16	---
59	Joe Walker	LB	6-2	236	12/11/92	23	R	Oregon	Palos Verdes, CA	D7c-16	---

SUSPENDED

65	Lane Johnson	T	6-6	317	5/08/90	26	4	Oklahoma	Groveton, TX	D1-13	4/4
----	--------------	---	-----	-----	---------	----	---	----------	--------------	-------	-----

POSITIONAL ROSTER



	NO	NAME	POS	HT	WT	DOB	AGE	EXP	COLLEGE	HOMETOWN	HOW ACQ
QB	10	Chase Daniel	QB	6-0	225	10/07/86	30	8	Missouri	Southlake, TX	FA-KC-16
	11	Carson Wentz	QB	6-5	237	12/30/92	23	R	North Dakota State	Bismarck, ND	D1-16
RB	24	Ryan Mathews	RB	6-0	220	10/10/87	29	7	Fresno St.	Bakersfield, CA	FA-SD-15
	28	Wendell Smallwood	RB	5-10	208	1/20/94	22	R	West Virginia	Elkton, MD	D5a-16
	34	Kenjon Barner	RB	5-9	195	4/28/90	26	3	Oregon	Riverside, CA	T-Car-14
	43	Darren Sproles	RB	5-6	190	6/20/83	33	12	Kansas State	Olathe, KS	T-NO-14
WR	16	Bryce Treggs	WR	6-0	185	4/30/94	22	R	California	Bellflower, CA	W-SF-16
	17	Nelson Agholor	WR	6-0	198	5/24/93	23	2	USC	Tampa, FL	D1-15
	18	Dorial Green-Beckham	WR	6-5	237	4/12/93	23	2	Oklahoma	Springfield, MO	T-Ten-16
	81	Jordan Matthews	WR	6-3	212	7/16/92	24	3	Vanderbilt	Madison, AL	D2-14
TE	47	Trey Burton	TE	6-3	235	10/29/91	25	3	Florida	Venice, FL	FA-14
	86	Zach Ertz	TE	6-5	250	11/10/90	26	4	Stanford	Danville, CA	D2-13
	87	Brent Celek	TE	6-4	255	1/25/85	31	10	Cincinnati	Cincinnati, OH	D5b-07
OFFENSIVE LINE	61	Stefen Wisniewski	C/G	6-3	305	3/22/89	27	6	Penn State	Pittsburgh, PA	FA-Jax-16
	62	Jason Kelce	C	6-3	295	11/05/87	29	6	Cincinnati	Cleveland, OH	D6a-11
	64	Matt Tobin	G/T	6-6	290	6/05/90	26	4	Iowa	Dyersville, IA	FA-13
	65	Lane Johnson (SUSP)	T	6-6	317	5/08/90	26	4	Oklahoma	Groveton, TX	D1-13
	68	Josh Andrews	C/G	6-2	311	6/21/91	25	2	Oregon State	Ontario, CA	FA-14
	69	Dillon Gordon	G	6-4	322	9/02/93	23	R	LSU	River Ridge, LA	FA-16
	71	Jason Peters	T	6-4	328	1/22/82	34	13	Arkansas	Queen City, TX	T-Buf-09
	72	Halapoulivaati Vaitai	T	6-6	320	6/16/93	23	R	TCU	Haltom, TX	D5b-16
	73	Isaac Seumalo	G	6-4	303	10/29/93	23	R	Oregon State	Corvallis, OR	D3-16
	76	Allen Barbre	G/T	6-4	310	6/22/84	32	9	Missouri Southern State	Granby, MO	FA-13
79	Brandon Brooks	G	6-5	335	8/19/89	27	5	Miami (OH)	Milwaukee, WI	FA-Hou-16	
DEFENSIVE LINE	51	Steven Means	DE	6-3	263	9/16/90	26	2	Buffalo	Buffalo, NY	PS-Hou-15
	55	Brandon Graham	DE	6-2	265	4/03/88	28	7	Michigan	Detroit, MI	D1-10
	56	Bryan Braman	DE	6-5	241	5/04/87	29	6	West Texas A&M	Spokane, WA	FA-Hou-14
	57	Alex McCalister (IR)	DE	6-6	239	10/17/93	23	R	Florida	Winston-Salem, NC	D7b-16
	75	Vinny Curry	DE	6-3	279	6/30/88	28	5	Marshall	Neptune, NJ	D2b-12
	77	Taylor Hart	DT	6-6	305	2/22/91	25	3	Oregon	Tualatin, OR	W-SF-16
	90	Marcus Smith	DE	6-3	251	3/31/92	24	3	Louisville	Columbus, GA	D1-14
	91	Fletcher Cox	DT	6-4	310	12/13/90	25	5	Mississippi State	Yazoo City, MS	D1-12
	94	Beau Allen	DT	6-3	327	11/14/91	24	3	Wisconsin	Minnetonka, MN	D7-14
	96	Bennie Logan	DT	6-2	315	12/28/89	26	4	LSU	Coushatta, LA	D3-13
97	Destiny Vaeao	DT	6-4	299	1/15/94	22	R	Washington State	Pago Pago, AS	FA-16	
98	Connor Barwin	DE	6-4	264	10/15/86	30	8	Cincinnati	Detroit, MI	FA-Hou-13	
LB	50	Stephen Tulloch	LB	5-11	245	1/01/85	31	11	North Carolina State	Miami, FL	FA-16
	52	Najee Goode	LB	6-0	244	6/04/89	27	5	West Virginia	Cleveland, OH	W-TB-13
	53	Nigel Bradham	LB	6-2	241	9/04/89	27	5	Florida State	Crawfordville, FL	FA-Buf-16
	54	Kamu Grugier-Hill	LB	6-2	220	5/16/94	22	R	Eastern Illinois	Honolulu, HI	W-NE-16
	58	Jordan Hicks	LB	6-1	236	6/27/92	24	2	Texas	Cincinnati, OH	D3-15
	59	Joe Walker (IR)	LB	6-2	236	12/11/92	23	R	Oregon	Palos Verdes, CA	D7c-16
95	Mychal Kendricks	LB	6-0	240	9/28/90	26	5	California	Fresno, CA	D2a-12	
DEF. BACKS	21	Leodis McKelvin	CB	5-10	185	9/01/85	31	9	Troy	Waycross, GA	FA-16
	22	Nolan Carroll	CB	6-1	205	1/18/87	29	7	Maryland	Green Cove Springs, FL	FA-Mia-14
	23	Rodney McLeod	S	5-10	195	6/23/90	26	5	Virginia	Hyattsville, MD	FA-LA-16
	26	Jaylen Watkins	S	5-11	194	11/27/91	24	2	Florida	Cape Coral, FL	D4-14
	27	Malcolm Jenkins	S	6-0	204	12/20/87	28	8	Ohio State	Piscataway, NJ	FA-NO-14
	29	Terrence Brooks	S	5-11	200	3/02/92	24	3	Florida State	Dunnellon, FL	W-Bal-16
	31	Jalen Mills	CB	6-0	191	4/06/94	22	R	LSU	DeSoto, TX	D7a-16
	33	Ron Brooks (IR)	CB	5-10	190	10/16/88	28	5	LSU	Irving, TX	FA-Buf-16
	37	C.J. Smith	CB	5-11	189	5/10/93	23	R	North Dakota State	Burnsville, MN	FA-16
42	Chris Maragos	S	5-10	200	1/06/87	29	7	Wisconsin	Racine, WI	FA-Sea-14	
ST	6	Caleb Sturgis	K	5-9	192	8/09/89	27	4	Florida	St. Augustine, FL	FA-15
	8	Donnie Jones	P	6-2	221	7/05/80	36	13	LSU	Baton Rouge, LA	FA-Hou-13
	46	Jon Dorenbos	LS	6-0	250	7/21/80	36	14	Texas-El Paso	Garden Grove, CA	FA-06

ROSTER BREAKDOWN

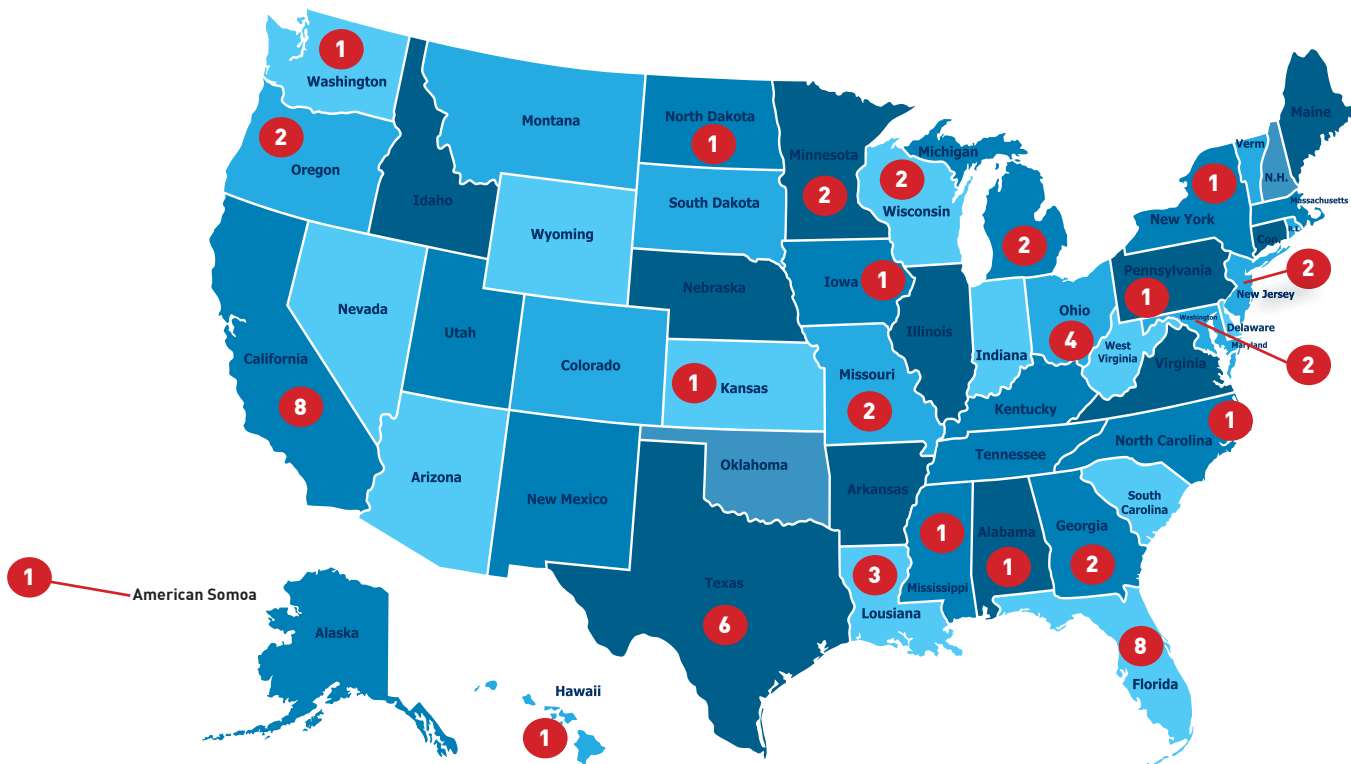


HOW THEY WERE ACQUIRED		
2006	Jon Dorenbos	FA
2007	Brent Celek	D5b
2009	Jason Peters	T-Buf
2010	Brandon Graham	D1
2011	Jason Kelce	D6a
2012	Fletcher Cox	D1
	Mychal Kendricks	D2a
	Vinny Curry	D2b
2013	Allen Barbre	FA
	Connor Barwin	FA-Hou
	Donnie Jones	FA-Hou
	Lane Johnson (SUSP)	D1
	Zach Ertz	D2
	Bennie Logan	D3
	Matt Tobin	RFA
	Najee Goode	W-TB
2014	Malcolm Jenkins	FA-NO
	Chris Maragos	FA-Sea
	Bryan Braman	FA-Hou
	Darren Sproles	T-NO
	Nolan Carroll	FA-Mia
	Marcus Smith	D1
	Jordan Matthews	D2
	Jaylen Watkins	D4
	Beau Allen	D7
	Josh Andrews	RFA
	Trey Burton	RFA
	Kenjon Barner	T-Car
2015	Ryan Mathews	FA-SD
	Nelson Agholor	D1
	Jordan Hicks	D3
	Caleb Sturgis	FA
	Steven Means	PS-Hou
2016	Leodis McKelvin	FA
	Brandon Brooks	FA-Hou
	Rodney McLeod	FA-LA
	Ron Brooks (IR)	FA-Buf
	Chase Daniel	FA-KC
	Nigel Bradham	FA-Buf
	Stefen Wisniewski	FA-Jax
	Carson Wentz	D1
	Isaac Seumalo	D3
	Wendell Smallwood	D5a
	Halapoulivaati Vaitai	D5b
	Jalen Mills	D7a
	Alex McCalister (IR)	D7b
	Joe Walker (IR)	D7c
	Dillon Gordon	RFA
	Destiny Vaeao	RFA
	C.J. Smith	RFA
	Dorial Green-Beckham	T-Ten
	Stephen Tulloch	FA
	Terrence Brooks	W-Bal
	Kamu Grugier-Hill	W-NE
	Bryce Treggs	W-SF
	Taylor Hart	W-SF

BY DRAFT ROUND				
1st	Leodis McKelvin	Buf	2008	
	Malcolm Jenkins	NO	2009	
	Ryan Mathews	SD	2010	
	Brandon Graham	Phi	2010	
	Fletcher Cox	Phi	2012	
	Lane Johnson (SUSP)	Phi	2013	
	Marcus Smith	Phi	2014	
	Nelson Agholor	Phi	2015	
	Carson Wentz	Phi	2016	
2nd	Connor Barwin	Hou	2009	
	Stefen Wisniewski	Oak	2011	
	Mychal Kendricks	Phi	2012	
	Vinny Curry	Phi	2012	
	Zach Ertz	Phi	2013	
	Jordan Matthews	Phi	2014	
	D. Green-Beckham	Ten	2015	
3rd	Brandon Brooks	Hou	2012	
	Bennie Logan	Phi	2013	
	Terrence Brooks	Bal	2014	
	Jordan Hicks	Phi	2015	
	Isaac Seumalo	Phi	2016	
4th	Darren Sproles	SD	2005	
	Stephen Tulloch	Ten	2006	
	Allen Barbre	GB	2007	
	Nigel Bradham	Buf	2012	
	Ron Brooks (IR)	Buf	2012	
	Jaylen Watkins	Phi	2014	
5th	Brent Celek	Phi	2007	
	Nolan Carroll	Mia	2010	
	Najee Goode	TB	2012	
	Steven Means	TB	2013	
	Caleb Sturgis	Mia	2013	
	Taylor Hart	Phi	2014	
	Wendell Smallwood	Phi	2016	
	Halapoulivaati Vaitai	Phi	2016	
6th	Jason Kelce	Phi	2011	
	Kenjon Barner	Car	2013	
	Kamu Grugier-Hill	NE	2016	
7th	Donnie Jones	Sea	2004	
	Beau Allen	Phi	2014	
	Jalen Mills	Phi	2016	
	Alex McCalister (IR)	Phi	2016	
	Joe Walker (IR)	Phi	2016	
FA	Jon Dorenbos	Buf	2003	
	Jason Peters	Buf	2004	
	Chase Daniel	Was	2009	
	Chris Maragos	SF	2010	
	Bryan Braman	Hou	2011	
	Rodney McLeod	Stl	2012	
	Matt Tobin	Phi	2013	
	Josh Andrews	Phi	2014	
	Trey Burton	Phi	2014	
	Dillon Gordon	Phi	2016	
	C.J. Smith	Phi	2016	
	Destiny Vaeao	Phi	2016	
	Bryce Treggs	SF	2016	

BY EXPERIENCE AND GAMES					
Player	Exp	GP	GS	w/Phi	
Jon Dorenbos	14	196	0	157/0	
Donnie Jones	13	190	0	56/0	
Darren Sproles	12	170	26	39/7	
Jason Peters	13	161	151	96/96	
Stephen Tulloch	11	154	112	7/0	
Brent Celek	10	151	119		
Malcolm Jenkins	8	111	103	40/40	
Connor Barwin	8	105	88	56/56	
Leodis McKelvin	9	103	65	5/5	
Nolan Carroll	7	93	46	35/20	
Brandon Graham	7	88	31		
Bryan Braman	6	86	0	40/0	
Stefen Wisniewski	6	85	78	8/1	
Chris Maragos	7	85	2	39/2	
Ryan Mathews	7	81	63	21/11	
Rodney McLeod	5	72	56	8/8	
Fletcher Cox	5	71	65		
Allen Barbre	9	71	31	39/24	
Jason Kelce	6	70	70		
Nigel Bradham	5	65	46	8/8	
Mychal Kendricks	5	63	56		
Vinny Curry	5	60	0		
Brandon Brooks	5	58	52	8/8	
Chase Daniel	8	55	2	0/0	
Zach Ertz	4	53	21		
Ron Brooks (IR)	5	53	8	6/5	
Caleb Sturgis	4	53	0	21/0	
Bennie Logan	4	51	43		
Lane Johnson (SUSP)	4	48	48		
Jordan Matthews	3	40	29		
Beau Allen	3	40	5		
Najee Goode	5	40	1	37/1	
Matt Tobin	4	38	21		
Trey Burton	3	38	1		
Marcus Smith	3	29	0		
Terrence Brooks	3	28	0	5/0	
Kenjon Barner	3	27	0	18/0	
D. Green-Beckham	2	24	9	8/4	
Nelson Agholor	2	21	19		
Steven Means	2	17	0	6/0	
Jordan Hicks	2	16	13		
Jaylen Watkins	2	16	2		
Taylor Hart	3	15	1	14/1	
Josh Andrews	2	13	0		
Carson Wentz	R	8	8		
Jalen Mills	R	8	1		
Wendell Smallwood	R	8	0		
Destiny Vaeao	R	8	0		
Kamu Grugier-Hill	R	6	0		
Halapoulivaati Vaitai	R	4	4		
C.J. Smith	R	2	0		
Isaac Seumalo	R	1	0		
Bryce Treggs	R	1	0		
Alex McCalister (IR)	R	0	0		
Joe Walker (IR)	R	0	0		
Dillon Gordon	R	0	0		

HOMETOWN BREAKDOWN



CALIFORNIA (8)

Josh Andrews	Ontario
Kenjon Barner	Riverside
Jon Dorenbos	Garden Grove
Zach Ertz	Danville
Mychal Kendrickrs	Fresno
Ryan Mathews	Bakersfield
Bryce Treggs	Bellflower
Joe Walker (IR)	Palos Verdes

FLORIDA (8)

Nelson Agholor	Tampa
Nigel Bradham	Crawfordville
Terrence Brooks	Dunnellon
Trey Burton	Venice
Nolan Carroll	Green Cove Springs
Caleb Sturgis	St. Augustine
Stephen Tulloch	Miami
Jaylen Watkins	Cape Coral

TEXAS (6)

Ron Brooks (IR)	Irving
Chase Daniel	Southlake
Lane Johnson (SUSP)	Groveton
Jalen Mills	DeSoto
Jason Peters	Queen City
Halapoulivaati Vaitai	Haltom

OHIO (4)

Brent Celek	Cincinnati
Najee Goode	Cleveland
Jordan Hicks	Cincinnati
Jason Kelce	Cleveland

LOUISIANA (3)

Dillon Gordon	River Ridge
Donnie Jones	Baton Rouge
Bennie Logan	Coushatta

GEORGIA (2)

Leodis McKelvin	Waycross
Marcus Smith	Columbus

MARYLAND (2)

Rodney McLeod	Hyattsville
Wendell Smallwood	Elkton

MICHIGAN (2)

Connor Barwin	Detroit
Brandon Graham	Detroit

MINNESOTA (2)

Beau Allen	Minnetonka
C.J. Smith	Burnsville

MISSOURI (2)

Allen Barbre	Granby
Dorial Green-Beckham	Springfield

NEW JERSEY (2)

Vinny Curry	Neptune
Malcolm Jenkins	Piscataway

OREGON (2)

Taylor Hart	Tualatin
Isaac Seumalo	Corvallis

WISCONSIN (2)

Brandon Brooks	Milwaukee
Chris Maragos	Racine

OTHER STATES (1 each)

Jordan Matthews	Madison, AL
Kamu Grugier-Hill	Honolulu, HI
Matt Tobin	Dyersville, IA
Darren Sproles	Olathe, KS
Fletcher Cox	Yazoo City, MS
Alex McCalister (IR)	Winston Salem, NC
Carson Wentz	Bismarck, ND
Steven Means	Buffalo, NY
Stefen Wisniewski	Pittsburgh, PA
Bryan Braman	Spokane, WA

OTHER TERRITORIES

Destiny Vaeao	Pago Pago, American Samoa
---------------	---------------------------

CONTRACT STATUS



	NAME	2016	2017	2018	2019	2020	2021	2022	CONTRACT DETAILS	
QB	Chase Daniel				UFA				Signed 3-year contract as UFA in 2016	
	Carson Wentz					5Y OPT			Signed 4-year rookie contract in 2016	
RB	Kenjon Barner		RFA						Signed 2-year reserve/future contract in 2015	
	Ryan Mathews			UFA					Signed 3-year contract as UFA in 2015	
	Wendell Smallwood					UFA			Signed 4-year rookie contract in 2016	
	Darren Sproles			UFA					Signed 1-year contract extension in 2016	
WR	Nelson Agholor				5Y OPT				Signed 4-year rookie contract in 2015	
	Dorial Green-Beckham				UFA				Signed 4-year rookie contract with TEN in 2015	
	Jordan Matthews			UFA					Signed 4-year rookie contract in 2014	
	Bryce Treggs				RFA				Signed 3-year contract as rookie FA w/SF in 2016	
TE	Trey Burton		RFA						Signed 3-year contract as rookie FA in 2014	
	Brent Celek				UFA				Signed 3-year contract in 2016	
	Zach Ertz							UFA	Signed 5-year contract extension in 2016	
OFFENSIVE LINE	Josh Andrews			RFA					Signed 3-year reserve/future contract in 2015	
	Allen Barbre			UFA					Signed 3-year contract extension in 2014	
	Brandon Brooks						UFA		Signed 5-year contract as UFA in 2016	
	Dillon Gordon				RFA				Signed 3-year contract as rookie FA in 2016	
	Lane Johnson (Susp)							UFA	Signed 6-year contract in 2016	
	Jason Kelce						UFA		Signed 6-year contract extension in 2014	
	Jason Peters				UFA				Signed 4-year contract extension in 2014	
	Isaac Seumalo					UFA			Signed 4-year rookie contract in 2016	
	Matt Tobin			UFA					Signed 2-year contract in 2016	
	Halapoulivaati Vaitai					UFA			Signed 4-year rookie contract in 2016	
	Stefen Wisniewski		UFA						Signed 1-year contract as UFA in 2016	
	DEFENSIVE LINE	Beau Allen			UFA					Signed 4-year rookie contract in 2014
Conner Barwin					UFA				Signed 6-year contract as UFA in 2013	
Bryan Braman			UFA						Signed 1-year contract extension in 2015	
Fletcher Cox									Signed 6-year contract extension in 2016	
Vinny Curry							UFA		Signed 5-year contract in 2016	
Brandon Graham					UFA				Signed 4-year contract in 2015	
Taylor Hart				UFA					Signed 4-year rookie contract in 2014	
Bennie Logan			UFA						Signed 4-year rookie contract in 2013	
Steven Means				UFA					Signed 3-year contract in 2015	
Alex McCalister (IR)						UFA			Signed 4-year rookie contract in 2016	
Marcus Smith				5Y OPT					Signed 4-year rookie contract in 2014	
Destiny Vaeao					RFA				Signed 3-year contract as rookie FA in 2016	
LBs		Nigel Bradham			UFA					Signed 2-year contract as UFA in 2016
		Najee Goode		UFA						Signed 1-year contract in 2016
	Kamu Grugier-Hill					UFA			Signed 4-year rookie contract with NE in 2016	
	Jordan Hicks				UFA				Signed 4-year rookie contract in 2015	
	Mychal Kendricks					UFA			Signed 4-year contract extension in 2015	
	Stephen Tulloch		UFA						Signed 1-year contract in 2016	
	Joe Walker (IR)					UFA			Signed 4-year rookie contract in 2016	
DEFENSIVE BACKS	Ron Brooks (IR)				UFA				Signed 3-year contract as UFA in 2016	
	Terrence Brooks			UFA					Signed 4-year rookie contract with Bal in 2014	
	Nolan Carroll		UFA						Signed 1-year contract in 2016	
	Malcolm Jenkins						UFA		Signed 5-year contract in 2016	
	Chris Maragos		UFA						Signed 3-year contract as UFA in 2014	
	Leodis McKelvin			UFA					Signed 2-year contract in 2016	
	Rodney McLeod						UFA		Signed 5-year contract as UFA in 2016	
	Jalen Mills					UFA			Signed 4-year rookie contract in 2016	
	C.J. Smith			ERFA					Signed 2-year contract in 2016	
	Jaylen Watkins		ERFA						Signed 2-year contract in 2015	
ST	Jon Dorenbos		UFA						Signed 4-year contract in 2013	
	Donnie Jones		UFA						Signed 3-year contract in 2014	
	Caleb Sturgis			UFA					Signed 1-year contract extension in 2016	

2016 PERSONNEL MOVES



- **January 4** - Re-signed the following players to reserve/future contracts: T **Brett Boyko**, G **Malcolm Bunche**, LB **Brandon Hepburn**, WR **Freddie Martino**, RB **Kevin Monangai**, NT **Travis Raciti** and LB **Deontae Skinner**
- **January 14** - Re-signed TE **Chris Pantale** to a reserve/future contract
- **January 18** - Named **Doug Pederson** as head coach
- **January 20** - Agreed to terms with the following 15 assistant coaches: **Jim Schwartz** (defensive coordinator), **Frank Reich** (offensive coordinator), **Dave Fipp** (special teams), **Eugene Chung** (assistant offensive line/tight ends/run game), **Phillip Daniels** (defensive quality control/assistant defensive line), **Ken Flajole** (linebackers), **Matthew Harper** (assistant special teams), **Tim Hauck** (safeties), **Greg Lewis** (wide receivers), **Justin Peelle** (tight ends), **Duce Staley** (running backs), **Jeff Stoutland** (offensive line), **Press Taylor** (offensive quality control/assistant quarterbacks), **Cory Undlin** (defensive backs), **Dino Vasso** (defensive quality control/assistant secondary)
- **January 21** - Agreed to terms with **John DeFilippo** (quarterbacks coach) ... Signed RB **Ross Scheuerman** to a reserve/future contract
- **January 25** - Signed TE **Zach Ertz** to a five-year contract extension through 2021
- **January 26** - Agreed to terms with TE **Brent Celek** on a three-year contract through 2018
- **January 27** - Agreed to terms with **Chris Wilson** (defensive line coach) and **Joe D'Orazio** (offensive quality control/assistant wide receivers)
- **January 29** - Agreed to terms with T **Lane Johnson** on a six-year contract through 2021
- **February 2** - Agreed to terms with DE **Vinny Curry** on a five-year contract through 2020
- **February 8** - Released WR **Riley Cooper**
- **February 10** - Re-signed LB **Najee Goode** to a one-year contract
- **February 18** - Signed QB **McLeod Bethel-Thompson**, CB **Aaron Grymes**, WR **Seantavious Jones** and WR **Xavier Rush**
- **February 22** - Agreed to terms with S **Malcolm Jenkins** on a five-year contract through 2020
- **February 24** - Released LB **DeMeco Ryans**
- **March 1** - Agreed to terms with QB **Sam Bradford** on a two-year contract through 2017
- **March 4** - Tendered one-year contract to G/T **Matt Tobin** ... RFA C **David Molk** retired from the NFL
- **March 8** - Signed CB **Leodis McKelvin** to a two-year contract
- **March 9** - Acquired a 2016 1st-round pick (8th overall) from Miami in exchange for LB **Kiko Alonso**, CB **Byron Maxwell** and a 2016 1st-round pick (13th overall) ... Acquired a 4th-round pick in 2016 from Tennessee in exchange for RB **DeMarco Murray** and a 4th-round pick in 2016 ... Agreed to terms with G **Brandon Brooks** on a five-year contract ... Agreed to terms with S **Rodney McLeod** on a five-year contract ... Agreed to terms with CB **Ron Brooks** on a three-year contract
- **March 10** - Signed QB **Chase Daniel** to a three-year contract through 2018 ... Agreed to terms with LB **Nigel Bradham** on a two-year contract
- **March 11** - Agreed to terms on a trade with Denver to send QB **Mark Sanchez** to the Broncos for a conditional pick in 2017 ... Released DL **Brandon Bair**
- **March 15** - Agreed to terms with CB **Nolan Carroll** on a one-year contract
- **March 16** - Agreed to terms with WR **Chris Givens** on a one-year contract
- **March 23** - Agreed to terms with WR **Rueben Randle** on a one-year contract
- **April 1** - Signed FB **Ryan Mueller** to a two-year contract ... Waived G/T **Tanner Hawkinson**
- **April 4** - Signed G/T **Matt Tobin** to a one-year contract ... Signed C/G **Stefen Wisniewski** to a one-year contract ... Released WR **Seantavious Jones** (non-football injury)
- **April 18** - Signed P **Ryan Quigley** to a one-year contract
- **April 20** - Acquired 1st-round draft pick (2nd overall) in 2016 and a 4th-round pick in 2017 from Cleveland for a 1st-round draft pick (8th overall), a 3rd-round pick (77th overall) and a 4th-round pick (100th overall) in 2016, a 1st-round pick in 2017 and a 2nd-round pick in 2018
- **April 22** - Signed WR **T.J. Graham** to a one-year contract
- **April 26** - Signed DT **Mike Martin** to a one-year contract
- **April 28** - Selected QB **Carson Wentz** (North Dakota State) in the 1st round (2nd overall)
- **April 29** - Selected G **Isaac Seumalo** (Oregon State) in the 3rd round (79th overall)
- **April 30** - Selected RB **Wendell Smallwood** (West Virginia) in the 5th round (153rd overall) ... Selected T **Halapoulivaati Vaitai** (TCU) in the 5th round (164th overall) ... Traded a 6th-round draft pick (188th overall) to Minnesota for a 6th-round pick (196th overall) and a 7th-round pick (240th overall) ... Selected S **Blake Countess** (Auburn) in the 6th round (196th overall) ... Selected CB **Jalen Mills** (LSU) in the 7th round (233rd overall) ... Selected DE **Alex McCalister** (Florida) in the 7th round (240th overall) ... Selected LB **Joe Walker** (Oregon) in the 7th round (251st overall)
- **May 2** - Released S **Jerome Couplin** and WR **Freddie Martino**
- **May 3** - Released LB **Brandon Hepburn**, FB **Ryan Mueller** and RB **Ross Scheuerman**
- **May 4** - Agreed to terms on a four-year contract with the following five draft picks: RB **Wendell Smallwood** (D5a), S **Blake Countess** (D6), CB **Jalen Mills** (D7a), DE **Alex McCalister** (D7b) and LB **Joe Walker** (D7c)
- **May 5** - Released RB **Kevin Monangai** and DT **Travis Raciti** ... Agreed to terms with the following 16 rookie free agents: LS **John DePalma** (West Virginia), LB **Quentin Gause** (Rutgers), G **Dillon Gordon** (LSU), G **Darrell Greene** (San Diego State), C **Bruce Johnson** (Maine), WR **Marcus Johnson** (Texas), WR **Cayleb Jones** (Arizona), RB **Byron Marshall** (Oregon), RB **Cedric O'Neal** (Valdosta State), WR **Hunter Sharp** (Utah State), DT **Aziz Shittu** (Stanford), CB **C.J. Smith** (North Dakota State), LB **Myke Tavarres** (Incarnate Word), WR **Paul Turner** (Louisiana Tech), DT **Destiny Vaeao** (Washington State) and DT **Connor Wujciak** (Boston College)
- **May 6** - Agreed to terms on a four-year contract with the following two draft picks: G **Isaac Seumalo** (D3) and T **Halapoulivaati Vaitai** (D5b)

2016 PERSONNEL MOVES



- **May 11** - Named **Joe Douglas** as vice president of player personnel, **Andy Weidl** as assistant director of player personnel, **Alec Halaby** as vice president, football operations and strategy, **Tom Donahoe** as senior football advisor, **Anthony Patch** as senior director of college scouting, **Trey Brown** as director of college scouting, **Mike Bradway** as assistant director of college scouting and **Rick Mueller** as player personnel executive
- **May 12** - Agreed to terms on a four-year contract with QB **Carson Wentz** (D1)
- **May 17** - Agreed to terms with TE **M.J. McFarland** and LB **Ty Powell** ... Released OL **Brett Boyko** and QB **McLeod Bethel-Thompson**
- **May 23** - Agreed to terms with DT **Derrick Lott** ... Released P **Ryan Quigley**
- **June 9** - Placed LB **Ty Powell** on the reserve/retired list
- **June 16** - Signed DT **Fletcher Cox** to a six-year contract extension through 2022
- **July 14** - Waived DT **Derrick Lott**
- **July 22** - Released WR **Jonathan Krause**
- **July 24** - Signed QB **McLeod Bethel-Thompson**, LB **Don Cherry** and S **Nick Perry**
- **July 27** - Released LB **Travis Long** ... Signed WR **David Watford** ... Placed RB **Ryan Mathews** on the Active/Non-Football Injury List
- **July 29** - Signed RB **Darren Sproles** to a one-year contract extension
- **August 4** - DT **Connor Wujciak** was waived/injured
- **August 5** - Signed WR **Deon Long**
- **August 14** - Released WR **Deon Long** and OL **Malcolm Bunche**
- **August 16** - Acquired WR **Dorial Green-Beckham** from the Tennessee Titans in exchange for OL **Dennis Kelly**
- **August 21** - Released WR **T.J. Graham**, C **Bruce Johnson**, RB **Cedric O'Neal**, and WR **Xavier Rush**
- **August 22** - Released LB **Deontae Skinner**
- **August 23** - Signed LB **Stephen Tulloch** to a one-year contract
- **August 24** - Waived WR **Hunter Sharp** with an injury settlement
- **August 28** - Released LS **John DePalma**, CB **Randall Evans**, OL **Andrew Gardner**, WR **Chris Givens**, DT **Mike Martin**, S **Nick Perry**, WR **Rueben Randle**, and CB **Denzel Rice** ... Placed LB **Joe Walker** and DE **Alex McCalister** on Injured Reserve
- **August 29** - Signed RB **Cedric O'Neal** ... CB **Aaron Grymes** was waived/injured
- **August 30** - Signed DE **Jake Metz** ... Claimed DT **Bruce Gaston** off waivers from San Diego
- **September 3** - Traded QB **Sam Bradford** to Minnesota for a 1st round draft choice in 2017 and a 4th round draft choice in 2018 ... Released QB **McLeod Bethel-Thompson**, LB **Don Cherry**, S **Blake Countess**, DT **Bruce Gaston**, LB **Quentin Gause**, LB **Najee Goode**, G **Darrell Greene**, WR **Marcus Johnson**, C **Barrett Jones**, WR **Cayleb Jones**, RB **Byron Marshall**, TE **M.J. McFarland**, DE **Jake Metz**, RB **Cedric O'Neal**, TE **Chris Pantale**, K **Cody Parkey**, S **Ed Reynolds**, CB **JaCorey Shepherd**, DT **Aziz Shittu**, LB **Myke Tavarres**, WR **David Watford**
- **September 4** - Claimed three players off waivers: S **Terrence Brooks** (Baltimore), LB **Kamu Grugier-Hill** (New England), and WR **Bryce Treggs** (San Francisco) ... Released DT **Taylor Hart**, CB **C.J. Smith**, and WR **Paul Turner** ... Signed G **Darrell Greene**, WR **Marcus Johnson**, RB **Byron Marshall**, DT **Aziz Shittu**, and WR **David Watford** to the practice squad
- **September 5** - Signed FB **Andrew Bonnet**, LB **Don Cherry**, LB **Quentin Gause**, and C **Aaron Neary** to the practice squad ... Signed CB **C.J. Smith** and WR **Paul Turner** to the practice squad and released LB **Quentin Gause** from the practice squad
- **September 7** - Signed K **Caleb Sturgis** to a one-year contract extension through 2017 ... Traded CB **Eric Rowe** to New England for a 4th round draft choice in 2018
- **September 10** - Signed LB **Najee Goode** to a one-year contract
- **September 13** - Signed QB **Aaron Murray** to the practice squad and released WR **Marcus Johnson** from the practice squad
- **September 21** - Signed CB **JaCorey Shepherd** to the practice squad and released G **Darrell Greene** from the practice squad
- **September 27** - Signed G **Darrell Greene** to the practice squad and released CB **JaCorey Shepherd** from the practice squad
- **October 3** - Signed CB **JaCorey Shepherd** to the practice squad and released G **Darrell Greene** from the practice squad
- **October 7** - Signed G **Darrell Greene** and G **Matt Rotheram** to the practice squad. Released LB **Don Cherry** and CB **JaCorey Shepherd** from the practice squad
- **October 11** - Signed LB **Don Cherry** and CB **Duke Thomas** to the practice squad. Released FB **Andrew Bonnet** and G **Darrell Greene** from the practice squad ... NFL suspended T **Lane Johnson** for 10 games for violating the NFL policy on performance enhancing substances
- **October 13** - Signed CB **C.J. Smith** from the practice squad to the 53-man roster ... Signed TE **Anthony Denham** to the practice squad
- **October 14** - Signed G **Darrell Greene** to the practice squad ... Released LB **Don Cherry** from the practice squad
- **October 18** - Signed LB **Don Cherry** to the practice squad ... Released G **Darrell Greene** from the practice squad
- **October 21** - Signed G **Darrell Greene** to the practice squad ... Released CB **Duke Thomas** from the practice squad
- **October 24** - Claimed DT **Taylor Hart** off waivers from San Francisco ... Placed CB **Ron Brooks** (quad) on Injured Reserve ... Signed CB **Aaron Grymes** to the practice squad ... Released G **Matt Rotheram** from the practice squad
- **November 3** - Released WR **Josh Huff**

2016 PARTICIPATION CHART



GAME	1	2	3	4	5	6	7	8	9	10	11	12	13	14	15	16				
DATE	S11	S19	S25	O9	O16	O23	O30	N6	N13	N20	N28	D4	D11	D18	D22	J1				
OPPONENT	CLE	CHI	PIT	DET	WAS	MIN	DAL	NYG	ATL	SEA	GB	CIN	WAS	BAL	NYG	DAL	GP	GS	IA	DNP
Agholor, Nelson	WR	WR	WR	WR	P	WR	WR	WR									8	7	0	0
Allen, Beau	P	P	P	P	P	DT	DT	DT									8	3	0	0
Andrews, Josh	IA	IA	IA	IA	IA	IA	IA	IA									0	0	8	0
Barbre, Allen	LG	LG	LG	LG	LG	LG	LG	IA									7	7	1	0
Barner, Kenjon	P	P	P	P	P	P	P	P									8	0	0	0
Barwin, Connor	DE	DE	DE	DE	DE	DE	DE	DE									8	8	0	0
Bonnet, Andrew	PS	PS	PS	PS	X	X	X	X									0	0	0	0
Bradham, Nigel	OLB	OLB	OLB	OLB	OLB	OLB	OLB	OLB									8	8	0	0
Braman, Bryan	P	P	P	P	P	P	P	P									8	0	0	0
Brooks, Brandon	RG	RG	RG	RG	RG	RG	RG	RG									8	8	0	0
Brooks, Ron	CB	CB	CB	CB	P	CB	IR	IR									6	5	0	0
Brooks, Terrence	IA	P	P	IA	P	IA	P	P									5	0	3	0
Burton, Trey	IA	P	P	P	TE	TE	P	P									7	2	1	0
Carroll, Nolan	CB	CB	CB	CB	CB	CB	CB	CB									8	8	0	0
Celek, Brent	P	TE	TE	P	TE	TE	P	P									8	4	0	0
Cherry, Don	PS	PS	PS	X	X	PS	PS	PS									0	0	0	0
Cox, Fletcher	DT	DT	DT	DT	DT	DT	DT	DT									8	8	0	0
Curry, Vinny	P	P	P	P	P	P	P	P									8	0	0	0
Daniel, Chase	DNP	DNP	DNP	DNP	DNP	DNP	DNP	DNP									0	0	0	8
Denham, Anthony	X	X	X	X	PS	PS	PS	PS									0	0	0	0
Dorenbos, Jon	P	P	P	P	P	P	P	P									8	0	0	0
Ertz, Zach	TE	IA	IA	TE	TE	TE	TE	TE									6	6	2	0
Goode, Najee	P	P	P	P	P	P	P	P									8	0	0	0
Gordon, Dillon	IA	IA	IA	IA	IA	IA	IA	IA									0	0	8	0
Graham, Brandon	DE	DE	DE	DE	DE	DE	DE	DE									8	8	0	0
Green-Beckham, D.	P	WR	P	WR	P	P	WR	WR									8	4	0	0
Greene, Darrell	PS	PS	X	PS	PS	PS	PS	PS									0	0	0	0
Grugier-Hill, Kamu	P	P	P	P	P	P	IA	IA									6	0	2	0
Grymes, Aaron	X	X	X	X	X	X	PS	PS									0	0	0	0
Hart, Taylor	X	X	X	X	X	X	IA	IA									0	0	2	0
Hicks, Jordan	MLB	MLB	MLB	MLB	MLB	MLB	MLB	MLB									8	8	0	0
Huff, Josh	WR	P	P	P	WR	P	P	X									7	2	0	0
Jenkins, Malcolm	S	S	S	S	S	S	S	S									8	8	0	0
Johnson, Lane	RT	RT	RT	RT	SUS	SUS	SUS	SUS									4	4	0	0
Johnson, Marcus	PS	X	X	X	X	X	X	X									0	0	0	0
Jones, Donnie	P	P	P	P	P	P	P	P									8	0	0	0
Kelce, Jason	C	C	C	C	C	C	C	C									8	8	0	0
Kendricks, Mychal	P	OLB	OLB	P	OLB	P	P	P									8	3	0	0
Logan, Bennie	DT	DT	DT	DT	DT	IA	IA	IA									5	5	3	0
Maragos, Chris	P	P	P	P	P	P	P	P									8	0	0	0
Marshall, Byron	PS	PS	PS	PS	PS	PS	PS	PS									0	0	0	0
Mathews, Ryan	RB	P	RB	RB	RB	RB	P	P									8	5	0	0
Matthews, Jordan	WR	WR	WR	WR	P	WR	WR	WR									8	7	0	0
McCalister, Alex	IR	IR	IR	IR	IR	IR	IR	IR									0	0	0	0
McKelvin, Leodis	CB	IA	IA	CB	IA	CB	CB	CB									5	5	3	0
McLeod, Rodney	S	S	S	S	S	S	S	S									8	8	0	0
Means, Steven	P	P	P	IA	IA	P	P	P									6	0	2	0
Mills, Jalen	P	P	P	P	CB	P	P	P									8	1	0	0
Murray, Aaron	X	PS	PS	PS	PS	PS	PS	PS									0	0	0	0
Neary, Aaron	PS	PS	PS	PS	PS	PS	PS	PS									0	0	0	0
Peters, Jason	LT	LT	LT	LT	LT	LT	LT	LT									8	8	0	0
Rotheram, Matt	X	X	X	PS	PS	PS	X	X									0	0	0	0
Seumalo, Isaac	IA	IA	IA	IA	IA	IA	IA	P									1	0	7	0
Shepherd, JaCorey	X	X	PS	X	X	X	X	X									0	0	0	0
Shittu, Aziz	PS	PS	PS	PS	PS	PS	PS	PS									0	0	0	0
Smallwood, Wendell	P	P	P	P	P	P	P	P									8	0	0	0
Smith, CJ	PS	PS	PS	PS	IA	IA	P	P									2	0	2	0
Smith, Marcus	P	P	P	P	P	P	P	P									8	0	0	0
Sproles, Darren	P	RB	P	P	P	P	RB	RB									8	3	0	0
Sturgis, Caleb	P	P	P	P	P	P	P	P									8	0	0	0

2016 REGULAR SEASON STATISTICS



Record: 4-4					
Head Coach: Doug Pederson					
9/11	W	29-10	Cleveland	69,596	
9/19	W	29-14	at Chicago	62,268	
9/25	W	34-3	Pittsburgh	69,596	
10/9	L	23-24	at Detroit	58,047	
10/16	L	20-27	at Washington	78,934	
10/23	W	21-10	Minnesota	69,596	
10/30	L	23-29	at Dallas (OT)	93,103	
11/06	L	23-28	at N.Y. Giants	80,309	
11/13			Atlanta		
11/20			at Seattle		
11/28			Green Bay		
12/4			at Cincinnati		
12/11			Washington		
12/18			at Baltimore		
12/22			N.Y. Giants		
1/1			Dallas		

TEAM STATS	EAGLES	OPP
Total First Downs	156	152
Rushing	52	50
Passing	89	82
Penalty	15	20
3rd Down: Made/Att	34/104	37/99
3rd Down Pct.	32.7%	37.4%
4th Down: Made/Att	6/9	5/13
4th Down Pct.	66.7%	38.5%
Possession Avg.	31:58	28:02
Total Net Yards	2667	2604
Avg. Per Game	333.4	325.5
Total Plays	506	492
Avg. Per Play	5.3	5.3
Net Yards Rushing	862	857
Avg. Per Game	107.8	107.1
Total Rushes	213	194
Net Yards Passing	1805	1747
Avg. Per Game	225.6	218.4
Sacked/Yards Lost	17/85	23/146
Gross Yards	1890	1893
Attempts/Completions	276/177	275/159
Completion Pct.	64.1%	57.8%
Had Intercepted	5	8
Punts/Average	36/45.3	35/47.5
Net Punting Avg.	39.8	40.1
Penalties/Yards	65/540	52/415
Fumbles/Ball Lost	14/4	15/7
Touchdowns	20	17
Rushing	8	4
Passing	9	12
Returns	3	1

Rushing	No.	Yds	Avg.	Lg.	TD
R.Mathews	76	287	3.8	30	5
D.Sproles	59	285	4.8	19	0
W.Smallwood	31	135	4.4	19	1
K.Barner	20	104	5.2	19	2
C.Wentz	23	36	1.6	10	0
J.Huff	3	10	3.3	10	0
N.Agholor	1	5	5.0	5	0
Team	213	862	4.0	30	8
Opponents	194	857	4.4	57	4

Receiving	No.	Yds	Avg.	Lg.	TD
J.Mathews	42	507	12.1	54	3
N.Agholor	25	257	10.3	35t	1
D.Sproles	25	241	9.6	73t	1
Z.Ertz	23	247	10.7	30	0
D.Green-Beckham	18	194	10.8	26	1
T.Burton	13	141	10.8	32	1
J.Huff	13	72	5.5	14	1
R.Mathews	9	64	7.1	27	1
B.Celek	5	79	15.8	24	0
B.Treggs	2	69	34.5	58	0
W.Smallwood	1	14	14.0	14	0
K.Barner	1	5	5.0	5	0
Team	177	1890	10.7	73t	9
Opponents	159	1893	11.9	58	12

Interceptions	No.	Yds	Avg.	Lg.	TD
R.McLeod	3	5	1.7	5	0
J.Hicks	2	3	1.5	3	0
M.Jenkins	1	64	64.0	64t	1
N.Bradham	1	28	28.0	28	0
N.Carroll	1	0	0.0	0	0
Team	8	100	12.5	64t	1
Opponents	5	53	10.6	19	0

Sacks
F. Cox 4.0, B.Graham 4.0, C.Barwin 3.0, B. Logan 2.0, D. Vaeao 2.0, N. Bradham 1.0, V. Curry 1.0, J.Hicks 1.0, M. Jenkins 1.0, R. McLeod 1.0, S. Means 1.0, M. Smith 1.0, Team Sacks 1.0, Team: 23, Opponents: 17

Fumbles
Lost: R. Mathews 2, W. Smallwood 1, C. Wentz 1, Total: 4
Opponent Recoveries: B. Allen 1, N. Bradham 1, R. Brooks 1, T. Burton 1, B. Graham 1, J. Hicks 1, M. Jenkins 1, Total: 7

Passing	Att.	Cmp.	Yds.	Cmp.%	Yds./Att.	TD	TD%	Int.	Int.%	Lg	Sack	Lost	Rat.
C.Wentz	275	177	1890	64.4	6.9	9	3.3%	5	1.8	73t	17	85	87.7
J.Huff	1	0	0	0.0	0.0	0	0.0	0	0.0	0	0	0	39.6
Team	276	177	1890	64.1	6.8	9	3.3%	5	1.8	73t	17	85	87.4
Opponents	275	159	1893	57.8	6.9	12	4.4%	8	2.9	58	23	146	81.4

Scoring	TD	Ru.	Rec.	Ret.	PAT	FG	2pt.	Saf.	Pts.
C.Sturgis	0	0	0	0	18/19	20/22	0	0	78
R.Mathews	6	5	1	0	--	--	0	0	36
J.Mathews	3	0	3	0	--	--	0	0	18
K.Barner	2	2	0	0	--	--	0	0	12
J.Huff	2	0	1	1	--	--	0	0	12
W.Smallwood	2	1	0	1	--	--	0	0	12
N.Agholor	1	0	1	0	--	--	0	0	6
T.Burton	1	0	1	0	--	--	0	0	6
D.Green-Beckham	1	0	1	0	--	--	0	0	6
M.Jenkins	1	0	0	1	--	--	0	0	6
D.Sproles	1	0	1	0	--	--	0	0	6
C.Wentz	0	0	0	0	--	--	1	0	2
Team	20	8	9	3	18/19	20/22	1	1	202
Opponents	17	4	12	1	16/16	9/11	0	0	145

2-Pt. Conversions: Team 1/1, Opponents: 0/0

Field Goals (Game-by-Game)
Sturgis: (46WR, 22G, 38G) (25G, 29G, 53G) (29G, 38G) (50G, 33G, 49G) (38G, 28G) (35G, 21G) (30G, 55G, 34G) (34G, 40B, 26G, 38G)
Opps: (35G) (31LU) (36B, 40G) (29G) (32G, 50G) (48G) (38G, 23G, 49G) []

Field Goals	1-19	20-29	30-39	40-49	50+
C.Sturgis	0/0	7/7	9/9	1/3	3/3
Team	0/0	7/7	9/9	1/3	3/3
Opponents	0/0	2/2	3/5	3/3	1/1

Punting	No.	Yds.	Avg.	Net	TB	In20	Lg.	Blk.
D.Jones	36	1632	45.3	39.8	4	12	72	0
Team	36	1632	45.3	39.8	4	12	72	0
Opponents	35	1662	47.5	40.1	3	8	63	0

Punt Returns	Ret.	FC	Yds.	Avg.	Lg.	TD
D.Sproles	14	7	197	14.1	66	0
Team	14	7	197	14.1	66	0
Opponents	10	12	119	11.9	65t	1

Kick Returns	No.	Yds.	Avg.	Lg.	TD
J.Huff	7	252	36.0	98t	1
W.Smallwood	5	189	37.8	86t	1
D.Sproles	1	19	19.0	19	0
Team	13	460	35.4	98t	2
Opponents	16	276	17.3	23	0

Score By Period	Q1	Q2	Q3	Q4	OT	Pts.
Team	19	74	74	35	0	202
Opponents	42	51	16	30	6	145

2016 REG. SEASON DEFENSIVE STATS



DEFENSIVE STATISTICS										
Player	Total	Solo	Asst.	TFL	Sacks	Hur.	INT	KD	FF	FR
McLeod	65	46	19	2	1.0	0	3	6	1	0
Jenkins	53	37	16	2	1.0	3	1	8	0	1
Hicks	52	36	16	3	1.0	2	2	5	0	1
Bradham	47	32	15	4	1.0	1	1	4	0	1
Mills	37	32	5	0	0.0	0	0	6	0	0
Cox	31	22	9	6	4.0	11	0	1	1	0
Graham	30	22	8	8	4.0	21	0	1	2	1
Carroll	29	23	6	0	0.0	0	1	10	0	0
Barwin	21	13	8	1	3.0	9	0	2	1	0
Watkins	19	13	6	0	0.0	2	0	5	0	0
McKelvin	18	15	3	0	0.0	0	0	8	0	0
R. Brooks	18	11	7	0	0.0	0	0	2	0	1
Kendricks	16	15	1	2	0.0	2	0	0	0	0
Allen	16	10	6	2	0.0	3	0	0	0	1
Curry	11	7	4	2	1.0	7	0	0	0	0
Logan	10	8	2	3	2.0	6	0	0	1	0
Vaeao	9	8	1	1	2.0	3	0	0	1	0
Tulloch	7	5	2	0	0.0	0	0	0	0	0
Smith	6	5	1	3	1.0	1	0	0	0	0
Means	2	2	0	0	1.0	0	0	0	1	0
Grugier-Hill	1	1	0	0	0.0	0	0	0	0	0
TEAM	--	--	--	--	1.0	--	--	--	--	--
Totals	498	363	135	39	23.0	71	8	58	8	6

*Tackle totals already factor in sacks and TFLs

INDIVIDUAL SINGLE-GAME BESTS	
TACKLES	17 by McLeod at Was. (10/16)
TACKLES FOR LOSS	2 by Bradham at Det. (10/9)
	2 by Graham at Chi. (9/19) and at Det. (10/9)
	2 by Hicks at Was. (10/16)
	2 by Logan at Det. (10/9)
SACKS	2.0 by Cox vs. Pit. (9/25)
PASSES DEFENSED	6 by McKelvin at Dal. (10/30)
INTERCEPTIONS	1 by Bradham at Chi. (9/19)
	1 by Carroll at NYG (11/6)
	1 by Hicks at Dal. (10/30) and at NYG (11/6)
	1 by Jenkins at Was. (10/16)
	1 by McLeod vs. Cle. (9/11), vs. Pit. (9/25) and vs. Min. (10/23)
FORCED FUMBLES	1 by Barwin vs. Min. (10/23)
	1 by T. Brooks at Dal. (10/30)
	1 by Cox vs. Pit. (9/25)
	1 by Graham vs. Cle. (9/11) and vs. Min. (10/23)
	1 by Logan at Chi. (9/19)
	1 by McLeod vs. Min. (10/23)
	1 by Means vs. Min. (10/23)
	1 by Vaeao at Chi. (9/19)
FUMBLE RECOVERIES	1 by Allen vs. Min. (10/23)
	1 by Bradham at Det. (10/9)
	1 by R. Brooks at Chi. (9/19)
	1 by Burton vs. Min (10/23)
	1 by Graham vs. Pit. (9/29)
	1 by Hicks at Chi. (9/19)
	1 by Jenkins vs. Min. (10/23)
SPECIAL TEAMS TACKLES	3 by Goode at NYG (11/6)
	3 by Maragos at Was. (10/16)

SACKS (23)	
Fletcher Cox	4.0
Brandon Graham	4.0
Connor Barwin	3.0
Bennie Logan	2.0
Destiny Vaeao	2.0
Nigel Bradham	1.0
Vinny Curry	1.0
Jordan Hicks	1.0
Malcolm Jenkins	1.0
Rodney McLeod	1.0
Steven Means	1.0
Marcus Smith	1.0
Team Sacks	1.0

INTERCEPTIONS (8)	
Rodney McLeod	3
Jordan Hicks	2
Nigel Bradham	1
Nolan Carroll	1
Malcolm Jenkins	1

FORCED FUMBLES (8)	
Brandon Graham	2
Connor Barwin	1
Fletcher Cox	1
Bennie Logan	1
Rodney McLeod	1
Steven Means	1
Destiny Vaeao	1

FUMBLE RECOVERIES (6)	
Beau Allen	1
Nigel Bradham	1
Ron Brooks	1
Brandon Graham	1
Jordan Hicks	1
Malcolm Jenkins	1

SPECIAL TEAMS TACKLES (40)	
Mychal Kendricks	7
Chris Maragos	7
Najee Goode	5
Trey Burton	3
Josh Huff	3
Rodney McLeod	3
Nigel Bradham	2
Bryan Braman	2
Kamu Grugier-Hill	2
Jaylen Watkins	2
Ron Brooks	1
Terrence Brooks	1
Malcolm Jenkins	1
Marcus Smith	1

ST FUMBLE RECOVERIES (1)	
Trey Burton	1

ST FORCED FUMBLES (1)	
Terrence Brooks	1

SPECIAL TEAMS SNAPS					
Braman	182	80%	Tobin	42	19%
Maragos	181	80%	Wisniewski	42	19%
Goode	155	68%	Sproles	41	18%
Watkins	139	61%	Graham	33	15%
Burton	130	57%	R. Brooks	33	15%
M. Smith	96	42%	Barbre	32	14%
Celek	90	40%	Bradham	31	14%
Sturgis	89	39%	Hicks	31	14%
Smallwood	86	38%	Curry	28	12%
Dorenbos	80	35%	Johnson	23	10%
Grugier-Hill	80	35%	Means	20	9%
Jones	80	35%	Vaitai	19	8%
Allen	70	31%	Logan	14	6%
Jenkins	68	30%	Barwin	13	6%
Kendricks	65	29%	Vaeao	12	5%
T. Brooks	65	29%	C. Smith	11	5%
Huff	61	27%	McKelvin	9	4%
Barner	59	26%	Cox	4	2%
Ertz	59	26%	Kelce	4	2%
Carroll	57	25%	Seumalo	4	2%
Mills	51	22%	Matthews	2	1%
McLeod	46	20%	Agholor	1	0%
B. Brooks	42	19%			

2016 GAME-BY-GAME STATISTICS



GAME-BY-GAME TEAM STATS

OFFENSE																																							
	First Downs			3rd Down			4th Dn.		Time	Total Net Yds	Rushing			Passing			Sacks	Penalty	Punting			Fumble	Red Zone			Rush	Pass	Ret											
	Total	Rush	Pass	Conv	Att	Pct	Conv	Att			Att	Yds	Avg	Att	Yds	Gross			Att	Comp	Pct		INT	No	Avg				Net	No	Yards	No	TD	FG					
9/11 Cle	23	7	14	2	5	15	.333	1	1	39:20	73	403	5.5	34	133	3.9	270	2	8	278	37	22	.595	0	6	49.2	39.2	7	46	2	0	4	2	2	1	2	0		
9/19 at Chi	21	7	12	2	3	15	.200	3	3	36:05	68	280	4.1	32	100	3.1	180	2	10	190	34	21	.618	0	5	43.6	30.6	5	34	0	0	6	3	2	2	1	0		
9/25 Pit	25	10	11	4	4	10	.400	0	0	34:56	61	426	7.0	30	125	4.2	301	0	0	301	31	23	.742	0	4	41.3	40.5	10	99	1	0	5	3	2	2	2	0		
10/9 at Det	18	6	12	0	5	11	.455	0	0	29:36	57	346	6.1	21	116	5.5	230	3	8	238	33	25	.758	1	2	38.0	38.0	14	111	2	1	3	2	1	0	2	0		
10/16 at Was	12	5	5	2	4	12	.333	0	0	25:47	48	239	5.0	21	94	4.5	145	5	34	179	22	11	.500	0	6	44.3	42.2	13	114	0	0	1	0	1	0	0	2		
10/23 Min	15	5	9	1	4	11	.364	1	1	27:52	54	239	4.4	26	101	3.9	138	0	0	138	28	16	.571	2	4	50.5	43.3	7	53	4	2	3	1	2	0	1	1		
10/30 at Dal	21	6	12	3	6	15	.400	0	0	33:15	71	291	4.1	24	97	4.0	194	3	8	202	44	32	.727	0	6	44.8	41.7	5	40	4	1	4	2	2	1	1	0		
11/6 at NYG	21	6	14	1	3	15	.200	1	4	32:40	74	443	6.0	25	96	3.8	347	2	17	364	47	27	.574	2	3	47.0	43.7	4	43	1	0	6	2	2	2	0	0		
11/13 Atl																																							
11/20 at Sea																																							
11/28 GB																																							
12/4 at Cin																																							
12/11 Was																																							
12/18 at Bal																																							
12/22 NYG																																							
1/1 Dal																																							
Totals	156	52	89	15	34	104	.327	6	9	31:58	506	2,667	5.3	213	862	4.0	1,805	17	85	1,890	276	177	.641	5	36	45.3	39.8	65	540	14	4	32	15	14	8	9	3		

107.8 225.6

333.4

DEFENSE																																							
	First Downs			3rd Down			4th Dn.		Time	Total Net Yds	Rushing			Passing			Sacks	Penalty	Punting			Fumble	Red Zone			Rush	Pass	Ret											
	Total	Rush	Pass	Conv	Att	Pct	Conv	Att			Att	Yds	Avg	Att	Yds	Gross			Att	Comp	Pct		INT	No	Avg				Net	No	Yards	No	TD	FG					
9/11 Cle	14	6	7	1	2	10	.200	0	2	20:40	50	288	5.8	21	120	5.7	168	3	22	190	26	12	.462	1	5	50.2	38.4	4	15	2	0	2	1	1	1	0	0		
9/19 at Chi	16	6	9	1	4	10	.400	0	1	23:55	50	284	5.7	18	64	3.6	220	3	15	235	29	21	.724	1	4	37.8	37.8	7	60	2	2	3	1	0	1	0	1		
9/25 Pit	15	2	11	2	4	11	.364	0	2	25:04	58	251	4.3	10	29	2.9	222	4	35	257	44	24	.545	1	3	55.0	49.7	7	77	2	1	2	0	1	0	0	0		
10/9 at Det	21	6	10	5	3	9	.333	2	2	30:24	56	244	4.4	27	80	3.0	164	4	16	180	25	19	.760	0	3	53.0	44.3	2	18	1	1	4	3	1	0	3	0		
10/16 at Was	26	10	11	5	7	13	.540	0	0	34:13	67	493	7.4	33	230	7.0	263	0	0	263	34	18	.529	1	4	52.8	40.0	9	75	0	0	5	3	1	1	2	0		
10/23 Min	18	5	11	2	9	19	.474	1	3	32:08	74	282	3.8	27	93	3.4	189	6	35	224	41	24	.585	1	4	45.3	45.3	7	56	5	3	4	1	0	0	1	0		
10/30 at Dal	26	12	13	1	4	14	.286	2	2	33:57	76	460	6.1	34	187	5.5	273	2	14	287	40	19	.475	1	5	44.4	38.6	11	84	2	0	5	2	2	1	2	0		
11/6 at NYG	16	3	10	3	4	13	.308	0	1	27:20	61	302	5.0	24	54	2.3	248	1	9	257	36	22	.611	2	7	46.0	35.1	5	30	1	0	1	1	0	0	4	0		
11/13 Atl																																							
11/20 at Sea																																							
11/28 GB																																							
12/4 at Cin																																							
12/11 Was																																							
12/18 at Bal																																							
12/22 NYG																																							
1/1 Dal																																							
Totals	152	50	82	20	37	99	.374	5	13	28:02	492	2,604	5.3	194	857	4.4	1,747	23	146	1,893	275	159	.578	8	35	47.5	40.1	52	415	15	7	26	12	6	4	12	1		

107.1

325.5

218.4

2016 REGULAR SEASON STATISTICS



RED ZONE

Team	Total	TD	FG	MFG	Dwn.	Fbl.	INT	Clk.	Pnt.	TD%	Score%
EAGLES	32	15	14	0	2	0	0	1	146	46.9	90.6
Opponents	26	12	6	2	2	1	2	1	101	46.2	69.2

GOAL-TO-GO

Team	Total	TD	FG	MFG	Dwn.	Fbl.	INT	Clk.	Pnt.	TD%	Score%
EAGLES	13	11	2	0	0	0	0	0	82	84.6	100.0
Opponents	13	9	2	0	0	0	2	0	68	69.2	84.6

EAGLES WEEKLY NFL RANKINGS

Week	OFFENSE			DEFENSE		
	Rush	Pass	Total	Rush	Pass	Total
Week 1	8th	12th	7th	23rd	5th	5th
Week 2	10th	24th	21st	10th	5th	4th
Week 3	10th	17th	13th	2nd	8th	4th
Week 4	9th	18th	13th	3rd	6th	3rd
Week 5	10th	20th	12th	3rd	6th	2nd
Week 6	8th	26th	21st	18th	4th	6th
Week 7	17th	29th	28th	14th	5th	5th
Week 8	17th	29th	28th	20th	5th	8th
Week 9	17th	28th	26th	18th	6th	7th

MOST FIRST DOWNS EARNED

Player	Rush	Rec.	Total
Darren Sproles	15	9	24
Jordan Matthews	-	23	23
Ryan Mathews	15	4	19
Nelson Agholor	-	12	12
Zach Ertz	-	11	11
D. Green-Beckham	-	11	11
Trey Burton	-	9	9
Wendell Smallwood	9	-	9
Kenjon Barner	7	-	7
Josh Huff	1	4	5
Carson Wentz	5	-	5
Brent Celek	-	4	4
Bryce Treggs	-	2	2

LONGEST DRIVES

	EAGLES	OPPONENTS
MOST PLAYS:	14 at NYG (11/6) 14-80-7:26 Field Goal	14 vs. Min. (10/23) 14-69-7:24 Downs
MOST YARDS:	82 vs. Pit. (9/25) 12-82-6:06 Touchdown	90 2x, at Dal. (10/30) 11-90-3:22 Touchdown
MOST TIME:	7:26 2x, at NYG (11/6) 14-80-7:26 Field Goal	7:24 vs. Min. (10/23) 14-69-7:24 Downs
LONGEST TOUCHDOWN DRIVES		
	EAGLES	OPPONENTS
MOST PLAYS:	12 2x, at Dal. (10/30) 12-69-4:10	13 at Was. (10/16) 13-75-3:49
MOST YARDS:	82 vs. Pit. (9/25) 12-82-6:06	90 2x, at Dal. (10/30) 11-90-3:22
MOST TIME:	6:06 vs. Pit. (9/25) 12-82-6:06	7:13 at Det. (10/9) 12-75-7:13

REPLAY CHALLENGES

	Challenges	No. Overturned
EAGLES	3	1
Opponents	0	0

PENALTY BREAKDOWN

Type of Penalty (Yards Lost)	Phi.	Opp.
Total Penalties	65 (540)	52 (415)
Offensive	34 (273)	24 (198)
Defensive	27 (232)	20 (153)
Special Teams	4 (35)	8 (64)
First Downs Given Up by Penalty	20	15

2016 THIRD-DOWN & DRIVE EFFICIENCY



EAGLES THIRD-AND...												
Date	Opponent	1	2	3	4	5	6	7	8	9	10+	Total
9/11	Cle	2-2	0-0	0-0	1-4	1-2	0-0	0-0	0-0	1-1	0-6	5-15
9/19	at Chi	0-0	0-0	0-1	0-2	1-1	0-1	1-2	0-0	1-2	0-6	3-15
9/25	Pit	0-0	0-0	0-0	0-2	0-0	0-0	1-1	1-2	0-1	2-4	4-10
10/9	at Det	0-0	2-3	0-0	1-1	0-2	1-1	0-0	1-2	0-0	0-2	5-11
10/16	at Was	0-0	1-1	0-0	1-2	0-0	0-1	0-0	0-0	1-3	1-5	4-12
10/23	Min	0-0	0-1	0-0	2-2	1-2	0-0	0-0	0-0	1-3	0-3	4-11
10/30	at Dal	1-2	0-1	1-1	2-3	0-0	1-2	0-0	0-1	1-1	0-4	6-15
11/6	at NYG	2-2	0-0	1-1	0-1	0-1	0-1	0-0	0-1	0-3	0-5	3-15
Totals:		5-6	3-6	2-3	7-17	3-8	2-6	2-3	2-6	5-14	3-35	34-104
		83.0	50.0	66.7	41.2	37.5	33.3	66.7	33.3	35.7	8.6	32.7

OPPONENTS THIRD-AND...												
Date	Opponent	1	2	3	4	5	6	7	8	9	10+	Total
9/11	Cle	0-0	0-0	0-0	0-0	0-1	0-0	0-2	2-2	0-1	0-4	2-10
9/19	at Chi	3-4	0-1	0-0	0-0	1-2	0-1	0-0	0-1	0-0	0-1	4-10
9/25	Pit	0-0	1-1	0-0	1-2	0-1	2-2	0-1	0-0	0-0	0-4	4-11
10/9	at Det	0-0	0-0	0-0	2-2	0-1	0-0	0-1	0-0	0-0	1-5	3-9
10/16	at Was	1-1	0-2	0-0	0-0	2-2	0-0	2-2	1-2	1-1	0-3	7-13
10/23	Min	1-2	3-3	1-2	0-1	0-0	0-1	0-0	0-0	2-3	2-7	9-19
10/30	at Dal	1-2	0-0	0-0	0-0	2-5	0-0	0-0	0-1	1-2	0-4	4-14
11/6	at NYG	1-1	0-1	0-0	2-5	0-1	0-0	0-1	0-0	0-0	1-4	4-13
Totals:		7-10	4-8	1-2	5-10	5-13	2-4	2-7	3-6	4-7	4-32	37-99
		70.0	50.0	50.0	50.0	38.5	50.0	28.6	50.0	57.1	12.5	37.4

EAGLES GAME-BY-GAME DRIVES															
Date	Opponent	Quarterback	Drives	Drives Ended By...									Points Yielded	Points Per Drive	Drive Efficiency
				TD	FG	MFG	Punt	Down	INT	FUM	Safety	Clock			
9/11	Cle	Wentz	12	3	2	1	6	0	0	0	0	0	27	2.25	41.7
9/19	at Chi	Wentz	12	3	3	0	5	0	0	0	0	1	29	2.42	50.0
9/25	Pit	Wentz	10	4	2	0	4	0	0	0	0	0	34	3.40	60.0
10/9	at Det	Wentz	9	2	3	0	2	0	1	1	0	0	23	2.56	55.6
10/16	at Was	Wentz	9	0	2	0	6	0	0	0	0	1	6	0.67	22.2
10/23	Min	Wentz	12	1	2	0	4	0	2	2	0	1	13	1.08	25.0
10/30	at Dal	Wentz	12	2	3	0	6	0	0	1	0	0	23	1.92	41.7
11/6	at NYG	Wentz	15	2	3	1	3	3	2	0	0	1	23	1.53	33.3
Totals:		Wentz	91	17	20	2	36	3	5	4	0	4	178	1.96	40.7
		TEAM	91	17	20	2	36	3	5	4	0	4	178	1.96	40.7

OPPONENTS GAME-BY-GAME DRIVES															
Date	Opponent	Quarterback	Drives	Drives Ended By...									Points Yielded	Points Per Drive	Drive Efficiency
				TD	FG	MFG	Punt	Down	INT	FUM	Safety	Clock			
9/11	Cle	Griffin III	13	1	1	0	5	2	1	0	1	2	10	0.77	15.4
9/19	at Chi	Cutler	9	1	0	1	4	0	1	1	0	1	7	0.77	11.1
		Hoyer	2	0	0	0	0	1	0	1	0	0	0	0.00	0.0
9/25	Pit	Roethlisberger	11	0	1	1	3	2	1	1	0	2	3	0.27	9.1
10/9	at Det	Stafford	9	3	1	0	3	0	0	1	0	1	24	2.67	44.4
10/16	at Was	Cousins	11	3	2	0	4	0	1	0	0	1	27	2.45	45.5
10/23	Min	Bradford	12	1	1	0	4	2	1	2	0	1	10	0.83	16.7
10/30	at Dal	Prescott	13	3	3	0	5	0	1	0	0	1	29	2.20	46.2
11/6	at NYG	Manning	15	4	0	0	7	1	2	0	0	1	28	1.87	26.7
Totals:		TEAM	95	16	9	2	35	8	8	6	1	10	138	1.45	26.3

2016 TURNOVER BREAKDOWN



TAKEAWAYS

Date	Opponent	Turnover	Starting L.O.S.	Point of Turnover	Resulting L.O.S.	Quarter	Result (Points)
9/11	Cle	R.McLeod INT (R.Griffin III)	PHI 28	PHI 16	PHI 21	2	Field Goal (3)
9/19	at Chi	J.Hicks FR (D.Vaeao FF of J.Cutler)	PHI 43	PHI 48	PHI 47	3	Punt (0)
		N.Bradham INT (J.Cutler)	CHI 24	CHI 30	CHI 2	3	Touchdown (7)
		R.Brooks FR (B.Logan FF of J.Langford)	CHI 47	CHI 47	CHI 46	4	Touchdown (7)
9/25	Pit	B.Graham FR (F.Cox FF of B.Roethlisberger)	PHI 46	PIT 47	PIT 41	3	Touchdown (7)
		R.McLeod INT (B.Roethlisberger)	50	End Zone	PHI 20 (TB)	4	Punt (0)
10/9	at Det	N.Bradham FR (M.Stafford fumble)	DET 12	DET 7	DET 16	3	Field Goal (3)
10/16	at Was	+M.Jenkins INT (K.Cousins)	PHI 38	PHI 36	---	2	Touchdown (7)
10/23	Min	*R.McLeod INT (S.Bradford)	PHI 6	End Zone	PHI 20 (TB)	1	Fumble (0)
		*M.Jenkins FR (C.Barwin FF of S.Bradford)	PHI 17	PHI 25	PHI 39	1	Interception (0)
		B.Allen FR (R.McLeod FF of S.Bradford)	PHI 31	PHI 41	PHI 48	2	Field Goal (3)
		ST-T.Burton FR (M.Sherels fumble on PR)	PHI 9	50	MIN 49	4	Field Goal (3)
10/30	at Dal	*J.Hicks INT (D.Prescott)	PHI 7	End Zone	PHI 20 (TB)	2	Field Goal (3)
11/6	at NYG	N.Carroll INT (E.Manning)	PHI 45	PHI 40	PHI 40	4	Punt (0)
		J.Hicks INT (E.Manning)	NYG 29	NYG 37	PHI 34	4	Downs (0)

Totals: 15 takeaways resulting in 43 points

L.O.S. - Line of scrimmage

* - Red zone play

+ - Touchdown return

ST - Special teams play

(TB) - Touchback

GIVEAWAYS

Date	Opponent	Turnover	Starting L.O.S.	Point of Turnover	Resulting L.O.S.	Quarter	Result (Points)
9/11	Cle	None					
9/19	at Chi	None					
9/25	Pit	None					
10/9	at Det	R.Mathews FUM (D.Slay FF, T.Walker FR)	PHI 45	PHI 41	PHI 45	4	Field Goal (3)
		C.Wentz INT (D.Slay)	PHI 25	DET 23	DET 34	4	Clock (0)
10/16	at Was	None					
10/23	Min	C.Wentz INT (A.Sendejo)	PHI 9	PHI 18	PHI 2	1	Interception (0)
		C.Wentz FUM (A.Barr FR)	PHI 39	PHI 34	PHI 17	1	Fumble (0)
		C.Wentz INT (X.Rhodes)	PHI 38	MIN 39	MIN 39	1	Punt (0)
		R.Mathews FUM (X.Rhodes FF, H.Smith FR)	MIN 47	MIN 46	MIN 44	4	Touchdown (7)
10/30	at Dal	W.Smallwood FUM (T.McClain FF, T.Crawford FR)	PHI 41	PHI 38	PHI 36	4	Field Goal (3)
11/6	at NYG	C.Wentz INT (L.Collins)	PHI 35	PHI 38	PHI 31	1	Touchdown (7)
		C.Wentz INT (A.Adams)	PHI 30	PHI 49	PHI 30	1	Touchdown (7)

Totals: 9 giveaways resulting in 27 points

L.O.S. - Line of scrimmage

* - Red zone play

+ - Touchdown return

ST - Special teams play

(TB) - Touchback

2016 PLAYS OF 20+ YARDS



WEEK 1 - EAGLES vs. BROWNS (9/11)		
EAGLES: 3 pass, 0 rush		
Description	Run	Pass
Carson Wentz to Nelson Agholor		35T
Carson Wentz to Jordan Matthews		28
Carson Wentz to Jordan Matthews		22
BROWNS: 2 pass, 2 rush		
Description	Run	Pass
Robert Griffin III to Corey Coleman		58
Robert Griffin III to Terrelle Pryor Sr.		44
Robert Griffin III run	20	
Isaiah Crowell run	20	

WEEK 2 - EAGLES at BEARS (9/19)		
EAGLES: 2 pass, 1 rush		
Description	Run	Pass
Carson Wentz to Jordan Matthews		32
Ryan Mathews run	30	
Carson Wentz to Jordan Matthews		22
BEARS: 3 pass, 0 rush		
Description	Run	Pass
Jay Cutler to Alshon Jeffery		49
Jay Cutler to Eddie Royal		31
Jay Cutler to Alshon Jeffery		22

WEEK 3 - EAGLES vs. STEELERS (9/25)		
EAGLES: 4 pass, 0 rush		
Description	Run	Pass
Carson Wentz to Darren Sproles		73T
Carson Wentz to Darren Sproles		40
Carson Wentz to Brent Celek		24
Carson Wentz to Brent Celek		22
STEELERS: 4 pass, 0 rush		
Description	Run	Pass
Ben Roethlisberger to Sammie Coates		41
Ben Roethlisberger to Eli Rogers		32
Ben Roethlisberger to Antonio Brown		20
Ben Roethlisberger to Antonio Brown		20

WEEK 5 - EAGLES at LIONS (10/9)		
EAGLES: 4 pass, 0 rush		
Description	Run	Pass
Carson Wentz to Jordan Matthews		27
Carson Wentz to Dorial Green-Beckham		26
Carson Wentz to Zach Ertz		21
Carson Wentz to Jordan Matthews		20
LIONS: 2 pass, 0 rush		
Description	Run	Pass
Matthew Stafford to Golden Tate		33
Matthew Stafford to Anquan Boldin		20

WEEK 6 - EAGLES at REDSKINS (10/16)		
EAGLES: 3 pass, 1 rush		
Description	Run	Pass
Carson Wentz to Jordan Matthews		54
Carson Wentz to Dorial Green-Beckham		23
Ryan Mathews run	22	
Carson Wentz to Zach Ertz		22
REDSKINS: 5 pass, 3 rush		
Description	Run	Pass
Matt Jones run	57	
Robert Kelley run	45	
Kirk Cousins to Vernon Davis		37
Kirk Cousins to DeSean Jackson		35
Matt Jones run	22	
Kirk Cousins to Pierre Garcon		22
Kirk Cousins to Jamison Crowder		21
Kirk Cousins to Pierre Garcon		20

WEEK 7 - EAGLES vs. VIKINGS (10/23)		
EAGLES: 1 pass, 1 rush		
Description	Run	Pass
Carson Wentz to Ryan Mathews		27
Ryan Mathews run	20	
VIKINGS: 3 pass, 1 rush		
Description	Run	Pass
Matt Asiata run	29	
Sam Bradford to Adam Thielen		27
Sam Bradford to Adam Thielen		25
Sam Bradford to Kyle Rudolph		22

WEEK 8 - EAGLES at COWBOYS (10/30)		
EAGLES: 0 pass, 0 rush		
Description	Run	Pass
COWBOYS: 5 pass, 1 rush		
Description	Run	Pass
Dak Prescott to Dez Bryant		53
Chris Jones run	30	
Dak Prescott to Cole Beasley		24
Dak Prescott to Dez Bryant		23
Dak Prescott to Dez Bryant		22T
Dak Prescott to Ezekiel Elliott		20

2016 PLAYS OF 20+ YARDS



WEEK 9 - EAGLES at GIANTS (11/6)

EAGLES: 7 pass, 0 rush

<u>Description</u>	<u>Run</u>	<u>Pass</u>
Carson Wentz to Bryce Treggs		58
Carson Wentz to Jordan Matthews		33
Carson Wentz to Trey Burton		32
Carson Wentz to Zach Ertz		30
Carson Wentz to Jordan Matthews		25
Carson Wentz to Nelson Agholor		23
Carson Wentz to Zach Ertz		20

GIANTS: 5 pass, 0 rush

<u>Description</u>	<u>Run</u>	<u>Pass</u>
Eli Manning to Victor Cruz		46
Eli Manning to Sterling Shepard		32T
Eli Manning to Roger Lewis		30T
Eli Manning to Sterling Shepard		30
Eli Manning to Odell Beckham Jr.		26T

THE LAST TIME ...



TEAM

Won in Overtime

Eagles: 11/8/15 - at Dal., 33-27
Opponent: 10/30/16 - at Dal., 23-29

Won by Scoring in Last Two Minutes of Regulation

Eagles: 9/15/14 - at Ind., 30-27 (last score at 0:00)
Opponent: 10/9/16 - at Det., 23-24 (last score at 1:28)

Tied Game by Scoring in the Last Two Minutes

Eagles: 9/15/13 - loss vs. SD (tied game at 1:51)
Opponent: 11/8/15 - win at Dal., 33-27 ot (tied game at 0:02)

Won in Prime Time

Eagles: 9/19/16 - at Chi., 29-14
Opponent: 10/30/16 - at Dal., 23-29

Shutout

Eagles: 10/12/14 - vs. NYG, 27-0
Opponent: 1/3/10 - at Dal., 24-0

Won by 20-or-more Points

Eagles: 9/25/16 - vs. Pit., 34-3
Opponent: 12/20/15 - vs. Ari., 40-17

Won After Trailing by 20-or-More Points

Eagles: 12/19/10 - at NYG, 38-31 (NYG ahead 31-10 in 4th quarter)
Opponent: 10/2/11 - vs. SF, 24-23 (PHI ahead 23-3 in 3rd quarter)

Held a 28-or-More Point Lead

Eagles: 9/25/16 - win vs. Pit., 34-3
Opponent: 11/26/15 - loss at Det., 45-14

Held a 21-or-More Point Lead

Eagles: 9/25/16 - win vs. Pit., 34-3
Opponent: 12/26/15 - loss vs. Was., 38-24

Held a 17-or-More Point Lead

Eagles: 10/23/16 - win vs. Min., 21-3
Opponent: 12/26/15 - loss vs. Was., 38-24

Scored 20-or-More Points in a Quarter

Eagles: 9/25/16 - win vs. Pit., 34-3 (21, 3rd Q)
Opponent: 11/22/15 - loss vs. TB, 45-17 (21, 2nd Q)

Scored 20-or-More Points in a Half

Eagles: 9/25/16 - win vs. Pit., 34-3 (21, 2nd half)
Opponent: 11/6/16 - loss at NYG, 23-28 (21, 1st half)

Held Opponent without a Touchdown

Eagles: 9/25/16 - win vs. Pit., 34-3
Opponent: 10/20/13 - loss vs. Dal., 17-3

Touchdowns Scored by Offense and Defense

Eagles: 1/3/16 - win at NYG, 35-30 (4 offense, 1 defense)
Opponent: 12/26/15 - loss vs. Was., 38-24 (4 offense, 1 defense)

Touchdowns by Offense, Defense and Special Teams

Eagles: 12/6/15 - win at NE, 35-28 (2 offense, 1 defense, 2 ST)
Opponent: 11/16/14 - loss at GB, 53-20 (4 offense, 2 defense, 1 ST)

TEAM - Cont.

No Turnovers

Eagles: 10/16/16 - loss at Was., 20-27
Opponent: 12/26/15 - loss vs. Was., 38-24

Touchdown Scored on First Drive

Eagles: 9/11/16 - win vs. Cle., 29-10
Opponent: 10/9/16 - loss at Det., 23-24

Successful Two-Point Conversion

Eagles: 10/23/16 - C.Wentz run vs. Min.
Opponent: 12/26/15 - J.Crowder pass from K.Cousins vs. Was.

Failed Two-Point Conversion Attempt

Eagles: 12/15/13 - Pass failed from N.Foles to R.Cooper at Min.
Opponent: 12/29/13 - Pass failed from K.Orton to D.Bryant at Dal.

TOTAL OFFENSE

500-or-More Total Net Yards of Offense

Eagles: 10/11/15 - vs. NO (519; 186 rushing, 333 passing)
Opponent: 1/3/16 - at NYG (502; 208 rushing, 294 passing)

400-or-More Total Net Yards of Offense

Eagles: 11/6/16 - at NYG (443; 96 rushing, 347 passing)
Opponent: 10/30/16 - at Dal. (460; 187 rushing, 273 passing)

RUSHING

300-or More Net Yards Rushing by Team

Eagles: 9/3/00 - at Dal. (306)
Opponent: 9/25/60 - vs. Cle. (329)

200-or-More Net Yards Rushing by Team

Eagles: 11/27/14 - at Dal. (256)
Opponent: 10/16/16 - at Was. (230)

Individual 200-Yard Rushing Game

Eagles: 12/8/13 - LeSean McCoy (29-217-2TDs) vs. Det.
Opponent: 11/22/15 - Doug Martin (27-235-0TDs) vs. TB

Individual 150-Yard Rushing Game

Eagles: 11/27/14 - LeSean McCoy (25-159-1TD) at Dal.
Opponent: 1/3/16 - Rashad Jennings (27-170-1TD) at NYG

Individual 100-Yard Rushing Game

Eagles: 10/19/15 - DeMarco Murray (21-112-1TD) vs. NYG
Opponent: 10/16/16 - Matt Jones (16-135-1TD) at Was.

Two 100-Yard Rushers in the Same Game

Eagles: 12/22/13 - L.McCoy (18-133-2TDs) & B.Brown (9-115-1TD) vs. Det.
Opponent: 10/30/05 - M.Anderson (21-126-1TD) and T.Bell (14-107-2TDs) at Den.

Consecutive 100-Yard Rushing Games

Eagles: 11/23/14-11/27/14 - L.McCoy (21-130-1TD) vs. Ten. & (25-159-1TD) at Dal.
Opponent: 10/25/15-11/8/15 - J.Stewart (24-125-0TDs) at Car.; D.McFadden (27-117-0TDs) at Dal.

THE LAST TIME ...



RUSHING - Cont.

Combined 200-Yards Rushing by Two Players

Eagles: 12/22/13 - 248 by L.McCoy (18-133-2TDs) & B.Brown (9-115-1TD) vs. Det.

Opponent: 11/20/15 - 187 by D.Johnson (29-187-3TDs) & K.Williams (6-34-0TDs) vs. Ari.

Individual with 30-or-More Carries

Eagles: 9/9/13 - LeSean McCoy (31-184-1TD) at Was.

Opponent: 12/14/14 - DeMarco Murray (31-81-2TD) vs. Dal.

Individual with 25-or-More Carries

Eagles: 11/27/14 - LeSean McCoy (25-159-1TD) at Dal.

Opponent: 1/3/16 - Rashad Jennings (27-170-1TD) at NYG

Rushing Play of 80-or-More Yards

Eagles: 10/1/00 - 85t by Brian Mitchell vs. Atl.

Opponent: 11/22/15 - 84 by Doug Martin vs. TB

Rushing Play of 60-or-More Yards

Eagles: 10/25/15 - 63t by Ryan Mathews at Car.

Opponent: 11/22/15 - 84 by Doug Martin vs. TB

Rushing Play of 40-or-More Yards

Eagles: 1/3/16 - 54t by DeMarco Murray at NYG

Opponent: 10/16/16 - 57 by Matt Jones and 45 by Robert Kelley at Was.

Individual with Three-or-More Rushing Touchdowns

Eagles: 12/18/11 - LeSean McCoy (18-102-3TDs) vs. NYJ

Opponent: 12/20/15 - David Johnson (29-187-3TDs) vs. Ari.

Individual with Two-or-More Rushing Touchdowns

Eagles: 9/19/16 - Ryan Mathews (9-32-2TDs) at Chi.

Opponent: 12/20/15 - David Johnson (29-187-3TDs) vs. Ari.

PASSING

400 Net Yards Passing by Team

Eagles: 10/26/14 - at Ari. (411)

Opponent: 12/28/14 - at NYG (429)

300 Net Yards Passing by Team

Eagles: 11/6/16 - at NYG (347)

Opponent: 12/26/15 - vs. Was. (351)

Individual with 50-or-More Pass Attempts

Eagles: 12/26/15 - Sam Bradford (56-37-380-0-1TD) vs. Was.

Opponent: 12/6/15 - Tom Brady (56-29-312-2-3TDs) at NE

Individual with 40-or-More Pass Attempts

Eagles: 11/6/16 - Carson Wentz (47-27-364-2-0TDs) at NYG

Opponent: 10/23/16 - Sam Bradford (41-24-224-1-1TD) vs. Min.

Individual with 30-or-More Pass Completions

Eagles: 10/30/16 - Carson Wentz (43-32-202-0-1TD) at Dal.

Opponent: 12/26/15 - Kirk Cousins (46-31-365-0-4TDs) vs. Was.

Individual with 25-or-More Pass Completions

Eagles: 11/6/16 - Carson Wentz (47-27-364-2-0TDs) at NYG

Opponent: 12/26/15 - Kirk Cousins (46-31-365-0-4TDs) vs. Was.

PASSING - Cont.

Individual 300-Yard Passing Game

Eagles: 11/6/16 - Carson Wentz (47-27-364-2-0TDs) at NYG

Opponent: 1/3/16 - Eli Manning (43-24-302-0-2TDs) at NYG

Consecutive 300-Yard Passing Games

Eagles: 12/20/15 - 1/3/16 - Sam Bradford (41-28-361-2-2TDs) vs.

Ari., (56-37-380-0-1TD) vs. Was. & (38-30-320-1-2TDs) at NYG

Opponent: 12/26/15 - 1/3/16 - Kirk Cousins (46-31-365-0-4TDs)

vs. Was. & Eli Manning (43-24-302-0-2TDs) at NYG

Individual with Four-or-More Touchdown Passes

Eagles: 11/3/13 - Nick Foles (28-22-406-0-7TDs) at Oak.

Opponent: 11/6/16 - Eli Manning (36-22-257-2-4TDs) at NYG

Individual with Three-or-More Touchdown Passes

Eagles: 10/4/15 - Sam Bradford (28-15-270-0-3TDs) at Was.

Opponent: 11/6/16 - Eli Manning (36-22-257-2-4TDs) at NYG

No Sacks Allowed

Eagles: 10/23/16 - vs. Min. (28 attempts - Carson Wentz)

Opponent: 10/16/16 - at Was. (34 attempts - Kirk Cousins)

RECEIVING

Individual with 10-or-more Receptions

Eagles: 10/30/16 - Jordan Matthews (11-65) at Dal.

Opponent: 9/25/16 - Antonio Brown (12-140) vs. Pit.

Individual with 150-Yard Receiving Game

Eagles: 1/3/16 - Zach Ertz (9-152) at NYG

Opponent: 12/28/14 - Odell Beckham Jr (12-185-1TD) & Rueben

Randle (6-158-0TDs) at NYG

Individual with 100-Yard Receiving Game

Eagles: 9/25/16 - Darren Sproles (6-128-1TD) vs. Pit.

Opponent: 10/30/16 - Dez Bryant (4-113-1TD) at Dal.

Two 100-Yard Receivers in the Same Game

Eagles: 12/26/15 - Zach Ertz (13-122) & Jordan Matthews (6-104-1TD) vs. Was.

Opponent: 11/8/15 - Cole Beasley (9-112-2TDs) & Dez Bryant (5-104-1TD) at Dal.

Consecutive 100-Yard Receiving Games

Eagles: 12/26/15-1/3/16 - Zach Ertz (13-122) vs. Was. & (9-152) at NYG

Opponent: 12/6/15-12/13/15 - James White (10-115-1TD) at NE & Robert Woods (5-106) vs. Buf.

Individual with Three-or-More TD Receptions

Eagles: 11/3/13 - Riley Cooper (5-139-3TDs) at Oak.

Opponent: 11/26/15 - Calvin Johnson (8-93-3TDs) at Det.

Individual with Two-or-More TD Receptions

Eagles: 1/3/16 - Jordan Matthews (7-54-2TDs) at NYG

Opponent: 11/6/16 - Odell Beckham Jr. (4-46-2TDs) at NYG

Pass Play of 80-or-More Yards

Eagles: 12/12/10 - 91t, Michael Vick to DeSean Jackson at Dal.

Opponent: 10/26/14 - 80t, Carson Palmer to Larry Fitzgerald at Ari.

THE LAST TIME ...



RECEIVING - Cont.

Pass Play of 60-or-More Yards

Eagles: 9/25/16 - 73t, Carson Wentz to Darren Sproles vs. Pit.
Opponent: 12/28/14 - 63t, Eli Manning to Odell Beckham Jr. at NYG

Pass Play of 40-or-More Yards

Eagles: 11/6/16 - 58, Carson Wentz to Bryce Treggs at NYG
Opponent: 11/6/16 - 46, Eli Manning to Victor Cruz at NYG

NOTABLE OFFENSIVE COMBINATIONS

Led Team in Rushing & Receiving Yds. in Same Game

Eagles: 12/30/12 - LeSean McCoy (10-45-0TD rushing, 5-61-0TD receiving) at NYG
Opponent: 12/8/13 - Joiqee Bell (23-69-1TDs rushing, 4-58-0TDs receiving) vs. Det.

100-Yard Rusher & Receiver in the Same Game

Eagles: 11/27/14 - LeSean McCoy (25-159-1TD rus.) & Jeremy Maclin (8-108-0TD rec.) at Dal.
Opponent: 11/8/15 - Darren McFadden (27-117-0TDs rus.) & Cole Beasley (9-112-2TDs rec.), Dez Bryant (5-104-1TD rec.) at Dal.

100-Yard Rusher, 100-Yard Receiver & 300-Yard Passer in the Same Game

Eagles: 9/23/07 - Brian Westbrook (14-110-2TDs rush. & 5-111-1TD rec.), Kevin Curtis (11-221-3TDs rec.) & Donovan McNabb (26-21-381-0-4TDs) vs. Det.
Opponent: 12/11/05 - Tiki Barber (32-124-0TDs), Jeremy Shockey (10-107-0TDs) & Eli Manning (44-28-312-3-1TD) vs. NYG

Individual with at Least One Rushing and Receiving Touchdown in the Same Game

Eagles: 9/14/15 - DeMarco Murray (8-9-1TD rushing, 4-11-1TD receiving) at Atl.
Opponent: 10/25/15 - Mike Tolbert (3-16-1TD rushing, 1-2-1TD receiving) at Car.

Individual with at Least One Rushing Touchdown and One Touchdown Pass in the Same Game

Eagles: 11/27/14 - Mark Sanchez (29-20-217-0-1TD passing, 7-28-1TD rushing) at Dal.
Opponent: 10/30/16 - Dak Prescott (39-19-287-1-2TDs passing, 7-38-1TD rushing) at Dal.

DEFENSE

Held Opponent Under 200 Yards Total Offense

Eagles: 9/26/10 - at Jax. (191; 139 rushing, 52 passing)
Opponent: 12/7/14 - vs. Sea. (139; 57 rushing, 82 passing)

Held Opponent Under 300 Yards Total Offense

Eagles: 10/23/16 - vs. Min. (282; 93 rushing, 189 passing)
Opponent: 10/30/16 - at Dal. (291; 97 rushing, 194 passing)

Held Opponent Under 50 Yards Rushing

Eagles: 9/25/16 - vs. Pit. (29)
Opponent: 12/26/15 - vs. Was. (45)

Held Opponent Under 75 Yards Rushing

Eagles: 11/6/16 - at NYG (54)
Opponent: 12/26/15 - vs. Was. (45)

DEFENSE - Cont.

Held Opponent Under 100 Yards Rushing

Eagles: 11/6/16 - at NYG (54)
Opponent: 11/6/16 - at NYG (96)

Held Opponent Under 100 Net Yards Passing

Eagles: 12/13/12 - vs. Cin. (92)
Opponent: 12/7/14 - vs. Sea. (82)

Held Opponent Under 150 Net Yards Passing

Eagles: 12/13/12 - vs. Cin. (92)
Opponent: 10/23/16 - vs. Min. (138)

Interception Return for a Touchdown

Eagles: 10/16/16 - M.Jenkins, 64 yards (QB K.Cousins) at Was.
Opponent: 12/20/15 - D.Bucannon, 39 yards (QB S.Bradford) vs. Ari.

Individual with Three-or-More Interceptions

Eagles: 10/16/11 - K.Coleman (3 - R.Grossman) at Was.
Opponent: 12/2/07 - L.Tatupu (3 - A.J. Feeley) vs. Sea.

Individual with Two-or-More Interceptions

Eagles: 9/9/12 - K.Coleman (2) & D.Rodgers-Cromartie (2) at Cle. (QB B.Weeden)
Opponent: 11/22/15 - L.David (2) vs. TB (QB M.Sanchez)

Fumble Recovered for Touchdown

Eagles: 1/3/16 - W.Thurmond recovered E.Manning fumble forced by C.Barwin and returned it 83 yards for a touchdown at NYG
Opponent: 12/26/15 - D.Hall recovered S.Bradford fumble and returned it 17 yards for a touchdown vs. Was.

Safety Scored

Eagles: 9/11/16 - R.Griffin III aborted snap. Cameron Erving credited with fumble on high snap, ball out of bounds in end zone
Opponent: 11/23/08 - S.Rocca punt blocked by J.McClain out of bounds in end zone at Bal.
1/11/09 - Intentional grounding penalty enforced on D.McNabb in end zone (NFC-D) at NYG

Seven-or-More Sacks by Team

Eagles: 11/10/14 - vs. Car. (9)
Opponent: 11/5/12 - at NO (7)

Six-or-More Sacks by Team

Eagles: 10/23/16 - vs. Min. (6)
Opponent: 11/26/15 - at Det. (6)

Five-or-More Sacks by Team

Eagles: 10/11/15 - vs. NO (5)
Opponent: 10/16/16 - at Was. (5)

Individual with Three-or More Sacks

Eagles: 10/11/15 - F.Cox (3.0 sacks of D.Brees) vs. NO
Opponent: 12/26/15 - P.Smith (3.0 sacks of S.Bradford) vs. Was.

Individual with Two-or More Sacks

Eagles: 9/25/16 - F.Cox (2.0 sacks of B.Roethlisberger) vs. Pit.
Opponent: 10/16/16 - R.Kerrigan (2.5 sacks of C.Wentz) at Was.

THE LAST TIME ...



SPECIAL TEAMS

Kickoff Return for a Touchdown

Eagles: 10/23/16 - Josh Huff, 98 yards vs. Min.
Opponent: 12/8/13 - Jeremy Ross, 98 yards vs. Det.

Kickoff Return for a Touchdown to Start a Game

Eagles: 11/23/14 - Josh Huff, 107 yards vs. Ten.
Opponent: 10/12/03 - Randal Williams, 37 yards at Dal.

Punt Return for a Touchdown

Eagles: 12/6/15 - Darren Sproles, 83 yards at NE
Opponent: 9/19/16 - Eddie Royal, 65 yards at Chi.

Blocked Punt Recovered for Touchdown

Eagles: 12/6/15 - N.Goode returned R.Allen's blocked punt (blocked by C.Maragos) 24 yards at NE
Opponent: 9/20/15 - K.Wilber returned D.Jones' blocked punt (blocked by D.McCray) 26 yards vs. Dal.

Blocked Punt

Eagles: 12/6/15 - C.Maragos blocked R.Allen's punt at NE
Opponent: 11/15/15 - Z.Vigil blocked D.Jones' punt vs. Mia.

Blocked PAT

Eagles: 11/16/14 - B.Bair, PAT attempt by M.Crosby at GB
Opponent: 12/13/09 - F.Robbins, PAT attempt by D.Akers vs. NYG

Missed (not blocked) PAT

Eagles: 9/19/16 - Caleb Sturgis at Chi.
Opponent: 12/26/15 - Dustin Hopkins vs. Was.

Blocked Field Goal

Eagles: 9/25/16 - B.Logan, 36-yd attempt by C.Boswell vs. Pit.
Opponent: 11/6/16 - J.Pierre-Paul, 40-yd attempt by C.Sturgis at NYG

SPECIAL TEAMS - Cont.

Blocked Field Goal returned for a TD

Eagles: 10/23/05 - Matt Ware, 65-yd. return after Quintin Mikell blocked a 40-yd. att. by Nate Kaeding vs. SD
Opponent: 12/7/08 - Kevin Dockery, 71-yd. return after Justin Tuck blocked a 32-yd. att. by D.Akers at NYG

Individual with Five-or More Field Goals

Eagles: 11/23/14 - Cody Parkey (5-6) vs. Ten.
Opponent: 10/27/13 - Josh Brown (5-5) vs. NYG

Individual with Four-or More Field Goals

Eagles: 10/11/15 - Caleb Sturgis (4-4) vs. NO
Opponent: 9/14/15 - Matt Bryant (4-4) at Atl.

Successful Onsides Kick

Eagles: 12/30/12 - A.Henery kick recovered by B.Hughes at NYG (1st Q)
Opponent: 12/6/15 - S.Gostkowski kick recovered by R.Melvin at NE (4th Q)

Failed Onsides Kick Attempt

Eagles: 12/26/15 - C.Sturgis kick recovered by P.Garcon vs. Was. (4th Q)
Opponent: 10/23/16 - B.Walsh kick out of bounds vs. Min. (4th Q)

Touchdown off of Fake Field Goal

Eagles: 12/24/1989 - C.Carter 22-yard pass from R.Ruzek vs. Pho.
Opponent: 12/20/1998 - Holder E.Bjornson 7-yard run at Dal.

Touchdown off of Fake Punt

Eagles: 9/29/02 - B.Dawkins 57 yard pass from B.Mitchell vs. Hou.
Opponent: N/A

ALL-TIME REGULAR SEASON SERVICE



MOST SEASONS PLAYED

Name	Seasons
1. Chuck Bednarik (1949-1962)	14
2. Brian Dawkins (1996-2008)	13
Harold Carmichael (1971-1983)	13
Frank (Bucko) Kilroy (1943-1955)	13
Vic Sears (1941-1953)	13
6. David Akers (1999-2010)	12
Jerry Sisemore (1973-1984)	12
Bobby Walston (1951-1962)	12

MOST CONSECUTIVE GAMES PLAYED

Name	Games
1. Harold Carmichael (1972-1983)	162
2. Randy Logan (1973-1983)	159
3. Jon Dorenbos (2006-2016)	157
4. Bobby Walston (1951-1962)	148
5. Jon Runyan (2000-2008)	144
6. Ken Clarke (1977-1987)	139
7. Herman Edwards (1977-1985)	135
8. Frank LeMaster (1974-1982)	129
9. Sheldon Brown (2002-2009)	128
10. Jerry Sisemore (1974-1982)	127

MOST REGULAR SEASON GAMES PLAYED

Name	Pos	Years	Seasons	GP
1. David Akers	K	1999-2010	12	188
2. Brian Dawkins	FS	1996-2008	13	183
3. Harold Carmichael	WR	1971-1983	13	180
4. Chuck Bednarik	C/LB	1949-1962	14	169
5. Tra Thomas	T	1998-2008	11	166
6. Randy Logan	S	1973-1983	11	159
7. Guy Morriss	C	1973-1983	11	158
8. Jon Dorenbos	LS	2006-2016	11	157
9. Jerry Sisemore	T	1973-1984	12	156
10. Trent Cole	DE/LB	2005-2014	10	155
11. Brent Celek	TE	2007-2016	10	151
12. Donovan McNabb	QB	1999-2009	11	148
Ken Clarke	DT	1978-1987	10	148
Bobby Walston	K/WR	1951-1962	12	148
15. Jon Runyan	T	2000-2008	9	144
16. Ron Jaworski	QB	1977-1986	10	142
17. William Thomas	LB	1991-1999	9	140
18. Andre Waters	SS	1984-1993	10	137
Wes Hopkins	FS	1983-1993	10	137
20. Herman Edwards	DB	1977-1985	9	135

MOST GAMES PLAYED BY POSITION

Quarterbacks	Pos	Years	Seasons	GP
1. Donovan McNabb	QB	1999-2009	11	148
2. Ron Jaworski	QB	1977-1986	10	142
3. Randall Cunningham	QB	1985-1995	11	122
4. Norm Snead	QB	1964-1970	7	85
5. Sonny Jurgensen	QB	1957-1963	7	83

Offensive Linemen	Pos	Years	Seasons	GP
1. Chuck Bednarik	C/LB	1949-1962	14	169
2. Tra Thomas	T	1998-2008	11	166
3. Guy Morriss	C	1973-1983	11	158
4. Jerry Sisemore	T	1973-1984	12	156
5. Jon Runyan	T	2000-2008	9	144

WRs/TEs	Pos	Years	Seasons	GP
1. Harold Carmichael	WR	1971-1983	13	180
2. Brent Celek	TE	2007-2016	10	150
3. Bobby Walston	K/WR	1951-1962	12	148
4. Pete Retzlaff	E	1956-1966	11	132
5. Charles Smith	WR	1974-1981	8	118

Running Backs	Pos	Years	Seasons	GP
1. Tom Woodeshick	B	1963-1971	9	111
2. Brian Westbrook	RB	2002-2009	8	107
3. Keith Byars	RB	1986-1992	7	105
4. Wilbert Montgomery	RB	1977-1984	8	100
5. Duce Staley	RB	1997-2003	7	98

Defensive Linemen	Pos	Years	Seasons	GP
1. Trent Cole	DE/LB	2005-2014	10	155
2. Ken Clarke	DT	1978-1987	10	148
3. Vic Sears	DT	1941-1953	12	131
4. Hollis Thomas	DT	1996-2005	10	126
5. Clyde Simmons	DE	1986-1993	8	124

Linebackers	Pos	Years	Seasons	GP
1. Chuck Bednarik	C/LB	1949-1962	14	169
2. William Thomas	LB	1991-1999	9	140
3. John Bunting	LB	1972-1982	11	132
4. Frank LeMaster	LB	1974-1982	9	129
5. Seth Joyner	LB	1986-1993	8	120

Secondary	Pos	Years	Seasons	GP
1. Brian Dawkins	FS	1996-2008	13	183
2. Randy Logan	S	1973-1983	11	159
3. Andre Waters	SS	1984-1993	10	137
Wes Hopkins	FS	1983-1993	10	137
5. Herman Edwards	DB	1977-1985	9	135
6. Nate Ramsey	DB	1963-1972	10	134
7. Sheldon Brown	CB	2002-2009	8	128
8. Quintin Mikell	S	2003-2010	8	123
9. Bobby Taylor	CB	1995-2003	9	119
10. Troy Vincent	CB	1996-2003	8	118
Brenard Wilson	S	1979-1986	8	118

Kickers	Pos	Years	Seasons	GP
1. David Akers	K	1999-2010	12	188
2. Bobby Walston	K/WR	1951-1962	12	148
3. Sam Baker	K	1964-1969	6	82
4. Tony Franklin	K	1979-1983	5	73
5. Paul McFadden	K	1984-1987	4	60

Punters	Pos	Years	Seasons	GP
1. Max Runager	P	1979-83, 1989	6	72
2. Sean Landeta	P	1999-02, 2005	5	65
3. Sav Rocca	P	2007-2010	4	64
Jeff Feagles	P	1990-1993	4	64
Tom Hutton	P	1995-1998	4	64

ALL-TIME REGULAR SEASON SCORING



ALL-TIME LEADING SCORERS

Player	Years	Games	TDs	XPM	XPA	FGM	FGA	2pt	Pts
1. David Akers	1999-2010 (12)	188	0	441	447	294	357	0	1323
2. Bobby Walston (WR/K)	1951-1962 (12)	148	46	365	383	80	157	0	881
3. Sam Baker	1964-1969 (6)	82	0	205	213	90	153	0	475
4. Harold Carmichael (WR)	1971-1983 (13)	180	79	0	0	0	0	0	474
5. Steve Van Buren (B)	1944-1951 (8)	83	77	2	2	0	0	0	464
6. Tony Franklin	1979-1983 (5)	73	0	172	182	80	128	0	412
7. Brian Westbrook (RB)	2002-2009 (8)	107	68	0	0	0	0	1	410
8. Tommy McDonald (FL)	1957-1963 (7)	88	67	0	0	0	0	0	402
9. Paul McFadden	1984-1987 (4)	60	0	117	119	91	124	0	390
10. Roger Ruzek	1989-1993 (5)	58	0	139	151	81	108	0	382
11. Pete Pihos (E)	1947-1955 (9)	107	63	0	0	0	0	0	378
12. Timmy Brown (B)	1960-1967 (8)	96	62	0	0	0	0	0	372
13. Mike Quick (WR)	1982-1990 (9)	101	61	0	0	0	0	0	366
14. Wilbert Montgomery (RB)	1977-1984 (8)	100	58	0	0	0	0	0	348
15. Alex Henery	2011-2013 (3)	48	0	116	117	74	86	0	338
16. LeSean McCoy (RB)	2009-2014 (6)	90	54	0	0	0	0	1	326
17. Tom Dempsey	1971-1974 (4)	47	0	84	90	66	108	0	282
Pete Retzlaff (E)	1956-1966 (11)	132	47	0	0	0	0	0	282
19. Cliff Patton	1946-1950 (5)	52	0	160	166	28	61	0	244
20. DeSean Jackson (WR)	2008-2013 (6)	87	39	0	0	0	0	0	234

MOST POINTS, SEASON

Player	Year	TDs	XPM	XPA	FGM	FGA	2pt	Pts
1. Cody Parkey	2014	0	54	54	32	36	0	150
2. David Akers	2008	0	45	45	33	40	0	144
3. David Akers	2010	0	47	47	32	38	0	143
4. David Akers	2009	0	43	45	32	37	0	139
5. David Akers	2002	0	43	43	30	34	0	133
6. David Akers	2004	0	41	42	27	32	0	122
7. David Akers	2000	0	34	36	29	33	0	121
8. LeSean McCoy (RB)	2011	20	0	0	0	0	0	120
9. Alex Henery	2011	0	46	46	24	27	0	118
10. Paul McFadden	1984	0	26	27	30	37	0	116

Led NFL

Led Conference

LONGEST FIELD GOALS

PLAYER	GAME	LG
1. Tony Franklin	11/12/79 at Cowboys	59
2. David Akers	9/14/03 vs. Patriots	57
3. Caleb Sturgis	10/30/16 at Cowboys	55
4. Cody Parkey	10/26/14 at Cardinals	54
Tom Dempsey	12/12/71 vs. StL Cardinals	54
6. Caleb Sturgis	9/19/16 at Bears	53
Caleb Sturgis	11/8/15 at Cowboys	53
David Akers	9/30/07 at Giants	53
David Akers	10/24/99 at Dolphins	53
Roger Ruzek	12/9/90 at Dolphins	53

ALL-TIME SCORING

TDs by rushing	1,006
TDs by reception	1,561
TDs by INT return	97
TDs by kickoff return	29
TDs by punt return	32
TDs by fumble return	75
TDs by blocked punt	11
FGs made	1,263

MOST TOUCHDOWNS, Career

PLAYER	TDs
1. Harold Carmichael (WR)	79
2. Steve Van Buren (B)	77
3. Brian Westbrook (RB)	68
4. Tommy McDonald (FL)	67
5. Pete Pihos (E)	63
6. Timmy Brown (B)	62
7. Mike Quick (WR)	61
8. Wilbert Montgomery (RB)	58
9. LeSean McCoy (RB)	54
10. Pete Retzlaff (E)	47

MOST FGs MADE, Career

PLAYER	FGM
1. David Akers	294
2. Paul McFadden	91
3. Sam Baker	90
4. Roger Ruzek	81
5. Tony Franklin	80
Bobby Walston (WR/K)	80
7. Alex Henery	74
8. Tom Dempsey	66
9. Gary Anderson	47
10. Chris Boniol	36

MOST FGAs, Career

PLAYER	FGA
1. David Akers	357
2. Bobby Walston (WR/K)	157
3. Sam Baker	153
4. Tony Franklin	128
5. Paul McFadden	124
6. Roger Ruzek	108
Tom Dempsey	108
8. Alex Henery	86
9. Cliff Patton	61
10. Gary Anderson	59

MOST PATs MADE, Career

PLAYER	XPM
1. David Akers	441
2. Bobby Walston (WR/K)	365
3. Sam Baker	205
4. Tony Franklin	172
5. Cliff Patton	160
6. Roger Ruzek	139
7. Paul McFadden	117
8. Alex Henery	116
9. Roy Zimmerman	89
10. Tom Dempsey	84

MOST PATs ATT., Career

PLAYER	XPA
1. David Akers	447
2. Bobby Walston (WR/K)	383
3. Sam Baker	213
4. Tony Franklin	182
5. Cliff Patton	166
6. Roger Ruzek	151
7. Paul McFadden	119
8. Alex Henery	117
9. Roy Zimmerman	98
10. Tom Dempsey	90

ALL-TIME REGULAR SEASON SCORING



TOP SINGLE-GAME SCORING PERFORMANCES

MOST POINTS, Game

PLAYER	GAME	PTS
1. Bobby Walston (WR/K)	10/17/1954 at Redskins	25
2. Brian Westbrook (RB)	11/27/2008 vs. Cardinals	24
Irving Fryar (WR)	10/20/1996 vs. Dolphins	24
Wilbert Montgomery (RB)	10/7/1979 vs. Redskins	24
Wilbert Montgomery (RB)	9/10/1978 at Redskins	24
Ben Hawkins (FL)	9/28/1969 vs. Steelers	24
Tommy McDonald (FL)	10/4/1959 vs. Giants	24
Clarence Peaks (B)	11/16/1958 vs. Chi. Cardinals	24

MOST TOUCHDOWNS, Game

PLAYER	GAME	TDS
1. Brian Westbrook (RB)	11/27/2008 vs. Cardinals	4
Irving Fryar (WR)	10/20/1996 vs. Dolphins	4
Wilbert Montgomery (RB)	10/7/1979 vs. Redskins	4
Wilbert Montgomery (RB)	9/10/1978 at Redskins	4
Ben Hawkins (FL)	9/28/1969 vs. Steelers	4
Tommy McDonald (FL)	10/4/1959 vs. Giants	4
Clarence Peaks (B)	11/16/1958 vs. Chi. Cardinals	4

MOST FIELD GOALS MADE, Game

PLAYER	GAME	FGM
1. Tom Dempsey	11/12/1972 at Houston Oilers	6
2. Cody Parkey	11/23/2014 vs. Titans	5
Alex Henery	10/6/2013 at Giants	5
David Akers	11/18/2001 at Cowboys	5
Gary Anderson	12/22/1996 vs. Ari. Cardinals	5
Gary Anderson	10/1/1995 at Saints	5

MOST FIELD GOALS ATTEMPTED, Game

PLAYER	GAME	FGA
1. Tom Dempsey	11/12/1972 at Houston Oilers	7
Sam Baker	12/5/1965 vs. Cowboys	7
3. Cody Parkey	11/23/2014 vs. Titans	6
David Akers	10/3/2004 at Bears	6
Tom Dempsey	10/7/1973 at Bills	6

MOST CONSECUTIVE FIELD GOALS MADE

PLAYER (YEARS)	FGs
1. Alex Henery (2012)	22
2. Caleb Sturgis (2016)	18
3. Cody Parkey (2014)	17
Alex Henery (2011-12) (16 in 2011, 1 in 2012)	17
David Akers (2009)	17
David Akers (2001)	17
7. David Akers (2008)	15
David Akers (2004)	15
9. David Akers (2003)	13
David Akers (1999-2000) (1 in 1999, 12 in 2000)	13

MOST TOUCHDOWNS, Season

PLAYER (YEAR)	TDS
1. LeSean McCoy (2011)	20
2. Steve Van Buren (1945)	18
3. Brian Westbrook (2008)	14
Terrell Owens (2004)	14
Wilbert Montgomery (1979)	14
Steve Van Buren (1947)	14

MOST FGs MADE, Season

PLAYER (YEAR)	FGM
1. David Akers (2008)	33
2. Cody Parkey (2014)	32
David Akers (2010)	32
David Akers (2009)	32
5. David Akers (2002)	30
Paul McFadden (1984)	30

MOST FGA, Season

PLAYER (YEAR)	FGA
1. David Akers (2008)	40
Tom Dempsey (1973)	40
3. David Akers (2010)	38
4. David Akers (2009)	37
Paul McFadden (1984)	37

MOST PATs ATTEMPTED, Season

PLAYER (YEAR)	XPA
1. Cody Parkey (2014)	54
2. Cliff Patton (1948)	50
3. (4 times) last by David Akers (2006)	48

MOST PATs MADE, Season

PLAYER (YEAR)	XPM
1. Cody Parkey (2014)	54
2. Cliff Patton (1948)	50
3. David Akers (2006)	48
Tony Franklin (1980)	48
5. David Akers (2010)	47

MOST CONSECUTIVE GAMES WITH A TD

PLAYER (YEAR)	GAMES
1. LeSean McCoy (2011)	9
2. Steve Van Buren (1947)	8
3. (5 times) last by Ricky Watters (1995)	6

MOST CONSECUTIVE PATs MADE

PLAYER (YEARS)	XPM
1. David Akers (2004-2009)	173
2. David Akers (2001-04)	153
3. Cliff Patton (1947-49)	84

ALL-TIME REGULAR SEASON PASSING



ALL-TIME LEADING PASSERS

<u>Player</u>	<u>Years</u>	<u>Gm</u>	<u>Att</u>	<u>Cmp</u>	<u>Pct</u>	<u>Yds</u>	<u>TD</u>	<u>INT</u>	<u>Lg</u>	<u>QB Rat</u>	<u>INT Pct</u>
1. Donovan McNabb	1999-2009 (11)	148	4,746	2,801	59.0	32,873	216	100	91t	86.5	2.1
2. Ron Jaworski	1977-86 (10)	142	3,918	2,088	53.3	26,963	175	151	99t	74.0	3.9
3. Randall Cunningham	1985-95 (11)	122	3,362	1,874	55.7	22,877	150	105	95t	78.7	3.1
4. Norm Snead	1964-70 (7)	85	2,236	1,154	51.6	15,672	111	124	87t	67.7	5.5
5. Tommy Thompson	1941-50 (8)	88	1,396	723	51.8	10,240	90	100	75t	67.4	7.2
6. Michael Vick	2009-13 (5)	54	1,300	773	59.5	9,984	57	33	91t	87.7	2.5
7. Sonny Jurgensen	1957-63 (7)	83	1,107	602	54.4	9,639	76	73	84	79.1	6.6
8. Bobby Thomason	1952-57 (6)	68	1,113	556	50.0	8,124	57	80	67t	61.2	7.2
9. Norm Van Brocklin	1958-60 (3)	36	998	542	54.3	7,497	55	51	91t	75.7	5.1
10. Roman Gabriel	1973-77 (5)	53	1,185	661	55.8	7,221	47	37	80t	74.2	3.1
11. Nick Foles	2012-14 (3)	28	893	550	61.6	6,753	46	17	68t	94.2	1.9
12. Adrian Burk	1951-56 (6)	70	960	457	47.6	6,203	55	77	84t	54.4	8.0
13. Rodney Peete	1995-98 (4)	30	756	434	57.4	4,945	17	27	62	69.8	3.6
14. Ty Detmer	1996-97 (2)	21	645	372	57.7	4,478	22	19	57	78.2	2.9
15. King Hill	1961-68 (8)	71	635	325	51.2	4,308	29	51	92t	54.8	8.0
16. Sam Bradford	2015 (1)	14	532	346	65.0	3,725	19	14	78t	86.4	2.6
17. Roy Zimmerman	1943-46 (4)	41	435	190	43.7	3,219	30	43	75t	52.7	9.9
18. Mark Sanchez	2014-15 (2)	13	400	257	64.3	3,034	18	15	72	86.6	3.8
19. Pete Liske	1971-72 (2)	28	407	214	52.6	2,930	14	22	69t	64.8	5.4
20. Mike Boryla	1974-76 (3)	22	514	270	52.5	2,823	20	29	48t	58.2	5.6

MOST TD PASSES, Career

<u>PLAYER</u>	<u>TDs</u>
1. Donovan McNabb	216
2. Ron Jaworski	175
3. Randall Cunningham	150
4. Norm Snead	111
5. Tommy Thompson	90
6. Sonny Jurgensen	76
7. Michael Vick	57
Bobby Thomason	57
9. Norm Van Brocklin	55
Adrian Burk	55

MOST ATTEMPTS, Career

<u>PLAYER</u>	<u>ATTs</u>
1. Donovan McNabb	4,746
2. Ron Jaworski	3,918
3. Randall Cunningham	3,362
4. Norm Snead	2,236
5. Tommy Thompson	1,396
6. Michael Vick	1,300
7. Roman Gabriel	1,185
8. Bobby Thomason	1,113
9. Sonny Jurgensen	1,107
10. Norm Van Brocklin	998

MOST COMPLETIONS, Career

<u>PLAYER</u>	<u>COMPs</u>
1. Donovan McNabb	2,801
2. Ron Jaworski	2,088
3. Randall Cunningham	1,874
4. Norm Snead	1,154
5. Michael Vick	773
6. Tommy Thompson	723
7. Roman Gabriel	661
8. Sonny Jurgensen	602
9. Bobby Thomason	556
10. Nick Foles	550

BEST COMP. PCT., Career

<u>PLAYER</u>	<u>COMP%</u>
1. Sam Bradford	65.0
2. Nick Foles	61.6
3. Michael Vick	59.5
4. Donovan McNabb	59.0
5. Ty Detmer	57.7
6. Rodney Peete	57.4
7. Roman Gabriel	55.8
8. Randall Cunningham	55.7
9. Sonny Jurgensen	54.4
10. Norm Van Brocklin	54.3

(min. 500 attempts)

BEST QB RATING, Career

<u>PLAYER</u>	<u>QB RATING</u>
1. Nick Foles	94.2
2. Michael Vick	87.7
3. Donovan McNabb	86.5
4. Sam Bradford	86.4
5. Sonny Jurgensen	79.1
6. Randall Cunningham	78.7
7. Ty Detmer	78.2
8. Norm Van Brocklin	75.7
9. Roman Gabriel	74.2
10. Ron Jaworski	74.0

(min. 500 attempts)

MOST INTs, Career

<u>PLAYER</u>	<u>INTs</u>
1. Ron Jaworski	151
2. Norm Snead	124
3. Randall Cunningham	105
4. Donovan McNabb	100
Tommy Thompson	100
6. Bobby Thomason	80
7. Adrian Burk	77
8. Sonny Jurgensen	73
9. King Hill	51
Norm Van Brocklin	51

ALL-TIME REGULAR SEASON PASSING



MOST PASSING YARDS, SEASON

Player	Year	Att	Cmp	Pct	Yds	TD	INT	Lg	QB Rat	INT Pct
1. Donovan McNabb	2008	571	345	60.4	3,916	23	11	90t	86.4	1.9
2. Donovan McNabb	2004	469	300	64.0	3,875	31	8	80	104.7	1.7
3. Randall Cunningham	1988	560	301	53.8	3,808	24	16	80t	77.6	2.9
4. Sam Bradford	2015	532	346	65.0	3,725	19	14	78t	86.4	2.6
5. Sonny Jurgensen	1961	416	235	56.5	3,723	32	24	69	88.1	5.8
6. Donovan McNabb	2009	443	267	60.3	3,553	22	10	60t	92.9	2.3
7. Ron Jaworski	1980	451	257	57.0	3,529	27	12	56t	91.0	2.7
8. Randall Cunningham	1990	465	271	58.3	3,466	30	13	95t	91.6	2.8
9. Ron Jaworski	1985	484	255	52.7	3,450	17	20	99t	70.2	4.1
10. Randall Cunningham	1989	532	290	54.5	3,400	21	15	66t	75.5	2.8

Led NFL

Led Conference

MOST ATTEMPTS, Season

PLAYER (YEAR)	ATT
1. Donovan McNabb (2008)	571
2. Donovan McNabb (2000)	569
3. Randall Cunningham (1988)	560
4. Sam Bradford (2015)	532
Randall Cunningham (1989)	532

MOST COMPLETIONS, Season

PLAYER (YEAR)	COMP
1. Sam Bradford (2015)	346
2. Donovan McNabb (2008)	345
3. Donovan McNabb (2000)	330
4. Randall Cunningham (1988)	301
5. Donovan McNabb (2004)	300

MOST TD PASSES, Season

PLAYER (YEAR)	TDs
1. Sonny Jurgensen (1961)	32
2. Donovan McNabb (2004)	31
3. Randall Cunningham (1990)	30
4. Norm Snead (1967)	29
5. Nick Foles (2013)	27
Ron Jaworski (1980)	27

BEST COMPLETION PERCENTAGE, Season

PLAYER (YEAR)	COMP%
1. Sam Bradford (2015)	65.03
2. Carson Wentz (2016)	64.36
3. Mark Sanchez (2014)	64.08
4. Nick Foles (2013)	64.04
5. Donovan McNabb (2004)	63.97

(min. 250 attempts)

BEST QB RATING, Season

PLAYER (YEAR)	QB RATING
1. Nick Foles (2013)	119.2
2. Donovan McNabb (2004)	104.7
3. Michael Vick (2010)	100.2
4. Donovan McNabb (2006)	95.5
5. Donovan McNabb (2009)	92.9

(min. 250 attempts)

FEWEST INTERCEPTIONS, Season

PLAYER (YEAR)	INTs
1. Nick Foles (2013, 317)	2
2. Carson Wentz (2016, 275)	5
Nick Foles (2012, 265)	5
Bubby Brister (1993, 309)	5
5. Michael Vick (2010, 372)	6
Donovan McNabb (2002, 361)	6
Donovan McNabb (2006, 316)	6

(min. 250 attempts)

LOWEST INT PERCENTAGE, Season

PLAYER (YEAR)	PCT
1. Nick Foles (2013, 2-317)	0.6
2. Donovan McNabb (2007, 7-473)	1.5
3. Michael Vick (2010, 6-372)	1.6
4. Bubby Brister (1993, 5-309)	1.6
5. Donovan McNabb (2002, 6-361)	1.7

(min. 250 attempts)

MOST INTERCEPTIONS, Season

PLAYER (YEAR)	INTs
1. Sonny Jurgensen (1962)	26
2. Norm Snead (1967)	24
Sonny Jurgensen (1961)	24
4. Norm Snead (1969)	23

ALL-TIME REGULAR SEASON PASSING



TOP SINGLE-GAME PASSING PERFORMANCES

MOST YARDS, Game

PLAYER	GAME	YARDS
1. Donovan McNabb	12/5/2004 vs. Packers	464
2. Donovan McNabb	11/15/2009 at Chargers	450
3. Randall Cunningham	9/17/1989 vs. at Redskins	447
4. Bobby Thomason	11/8/1953 vs. Giants	437
5. Sonny Jurgensen	10/29/1961 at Redskins	436
6. Nick Foles	12/15/2013 at Vikings	428
Michael Vick	9/15/2013 vs. Chargers	428
8. Sonny Jurgensen	12/16/1962 at StL Cardinals	419
9. Michael Vick	10/2/2011 vs. 49ers	416
10. Nick Foles	10/26/2014 at Cardinals	411

MOST TD PASSES, Game

PLAYER	GAME	TDs
1. Nick Foles	11/3/2013 at Raiders	*7
Adrian Burk	10/17/1954 at Redskins	*7
3. Donovan McNabb	9/18/2005 vs. 49ers	5
Donovan McNabb	12/5/2004 vs. Packers	5
Randall Cunningham	9/17/1989 vs. at Redskins	5
Norm Snead	9/28/1969 vs. Steelers	5
Sonny Jurgensen	12/16/1962 at StL Cardinals	5
Sonny Jurgensen	11/26/1961 vs. Cowboys	5
Adrian Burk	11/28/1954 vs. Redskins	5

* NFL Record

MOST ATTEMPTS, Game

PLAYER	GAME	ATT
1. Nick Foles	10/26/2014 at Cardinals	62
Randall Cunningham	10/2/1989 at Bears	62
3. Davey O'Brien	12/1/1940 at Redskins	60
4. Donovan McNabb	11/16/2008 at Bengals	58
5. Sonny Jurgensen	9/23/1962 vs. Giants	57

MOST COMPLETIONS, Game

PLAYER	GAME	COMP
1. Sam Bradford	12/26/2015 vs Redskins	37
Mark Sanchez	12/20/2014 at Redskins	37
3. Sam Bradford	9/14/2015 at Falcons	36
Nick Foles	10/26/2014 at Cardinals	36
5. Donovan McNabb	11/15/2009 at Chargers	35
Donovan McNabb	10/23/2005 vs. Chargers	35

BEST COMPLETION PERCENTAGE, Game

PLAYER	GAME	COMP-ATT	PCT
1. Nick Foles	12/22/2013 vs. Bears	21-25	84.0
2. Rodney Peete	9/15/1996 vs. Lions	25-30	83.3
3. Jeff Garcia	11/26/2006 at Colts	19-23	82.6
4. Donovan McNabb	9/23/2007 vs. Lions	21-26	80.8
5. Donovan McNabb	11/16/2003 vs. Giants	24-30	80.0
Donovan McNabb	11/17/2002 vs. Cardinals	20-25	80.0

MOST INTERCEPTIONS, Game

PLAYER	GAME	INTs
1. Pete Liske	9/26/1971 vs. Cowboys	6
Bobby Thomason	10/21/1956 vs. Chi. Cardinals	6

LONGEST PASSING PLAYS

PLAYER (GAME)	YARDS
1. Ron Jaworski to Mike Quick (11/10/1985 vs. Falcons)	99t*
2. Randall Cunningham to Fred Barnett (12/2/1990 at Bills)	95t
3. Randall Cunningham to Herschel Walker (9/4/1994 at Giants) . . .	93
4. King Hill to Ben Hawkins (9/22/1968 vs. Giants)	92t
5. Michael Vick to DeSean Jackson (12/12/2010 at Cowboys)	91t
Donovan McNabb to Terrell Owens (10/30/2005 at Broncos)	91t
Norm Van Brocklin to T. McDonald (10/5/1958 vs. Giants)	91t
8. Donovan McNabb to Hank Baskett (9/7/2008 vs. Rams)	90t
Ron Jaworski to Mike Quick (10/28/1984 vs. StL Cardinals)	90t
10. A.J. Feeley to Hank Baskett (12/31/2006 vs. Falcons)	89t

* NFL Record

MOST CONSECUTIVE COMPLETIONS

PLAYER	GAME(S)	COMP
1. Donovan McNabb	last 10, 11/28/2004 at NYG & first 14, 12/5/2004 vs. Packers	24
2. Donovan McNabb	9/23/2007 vs. Lions	18
3. Donovan McNabb	9/21/2008 vs. Steelers	**15
4. Donovan McNabb	10/23/2005 vs. Chargers	14
5. Donovan McNabb	11/2/2008 at Seahawks	13
	last 12, 11/16/2003 vs. Giants & first 1, 11/23/2003 vs. Saints	13
Bobby Hoying	11/16/1997 at Ravens	13

*Most consecutive pass completions to start a game

ALL-TIME REGULAR SEASON RUSHING



ALL-TIME LEADING RUSHERS

PLAYER	YEARS	GM	ATT	YARDS	AVG	LG	TDs
1. LeSean McCoy	2009-2014 (6)	90	1,461	6,792	4.6	66t	44
2. Wilbert Montgomery	1977-1984 (8)	100	1,465	6,538	4.5	90t	45
3. Brian Westbrook	2002-2009 (8)	107	1,308	5,995	4.6	71t	37
4. Steve Van Buren	1944-1951 (8)	83	1,320	5,860	4.4	70t	69
5. Duce Staley	1997-2003 (7)	98	1,200	4,807	4.0	64t	22
6. Randall Cunningham (QB)	1985-1995 (11)	122	677	4,482	6.6	52t	32
7. Ricky Watters	1995-1997 (3)	48	975	3,794	3.9	57	31
8. Timmy Brown	1960-1967 (8)	96	850	3,703	4.4	61t	29
9. Tom Woodeshick	1963-1971 (9)	111	831	3,563	4.3	57t	21
10. Donovan McNabb (QB)	1999-2009 (11)	148	573	3,249	5.7	54	28
11. Tom Sullivan	1972-1977 (6)	80	871	3,135	3.6	37	17
12. Clarence Peaks	1957-1963 (7)	83	786	2,927	3.7	57	19
13. Keith Byars	1986-1992 (7)	105	750	2,672	3.6	52	17
14. Billy Barnes	1957-1961 (5)	60	689	2,391	3.5	70t	20
15. Herschel Walker	1992-1994 (3)	48	554	2,344	4.2	91t	14
16. Anthony Toney (FB)	1986-1990 (5)	67	639	2,294	3.6	44	14
17. Charlie Garner	1994-1998 (5)	66	495	2,261	4.6	55t	17
18. Correll Buckhalter	2001-2008 (8)	74	476	2,155	4.5	64t	18
19. Heath Sherman	1989-1993 (5)	76	537	2,130	4.0	37	10
20. Michael Vick	2009-2013 (5)	54	298	1,998	6.7	61	15

MOST RUSHING YARDS, SEASON

PLAYER	YEAR	ATT	YARDS	AVG	LG	TDs
1. LeSean McCoy	2013	314	1,607	5.1	57t	9
2. Wilbert Montgomery	1979	338	1,512	4.5	62t	9
3. Ricky Watters	1996	353	1,411	4.0	56t	13
4. Wilbert Montgomery	1981	286	1,402	4.9	41	8
5. Brian Westbrook	2007	278	1,333	4.8	36	7
6. LeSean McCoy	2014	312	1,319	4.2	53	5
7. LeSean McCoy	2011	273	1,309	4.8	60	17
8. Duce Staley	1999	325	1,273	3.9	29	4
Ricky Watters	1995	337	1,273	3.8	57	11
10. Wilbert Montgomery	1978	259	1,220	4.7	47	9
11. Brian Westbrook	2006	240	1,217	5.1	71t	7
12. Steve Van Buren	1949	263	1,146	4.4	41	11
13. Ricky Watters	1997	285	1,110	3.9	28	7
14. LeSean McCoy	2010	207	1,080	5.2	62	7
15. Herschel Walker	1992	267	1,070	4.0	38	8
16. Duce Staley	1998	258	1,065	4.1	64t	5
17. Duce Staley	2002	269	1,029	3.8	57	5
18. Earnest Jackson	1985	282	1,028	3.6	59	5
19. Steve Van Buren	1947	217	1,008	4.6	45	13

Led NFL

Led Conference

MOST ATTEMPTS, Career

PLAYER	ATT
1. Wilbert Montgomery	1,465
2. LeSean McCoy	1,461
3. Steve Van Buren	1,320
4. Brian Westbrook	1,308
5. Duce Staley	1,200
6. Ricky Watters	975
7. Tom Sullivan	871
8. Timmy Brown	850
9. Tom Woodeshick	831
10. Clarence Peaks	786

MOST TOUCHDOWNS, Career

PLAYER	TDs
1. Steve Van Buren	69
2. Wilbert Montgomery	45
3. LeSean McCoy	44
4. Brian Westbrook	37
5. Randall Cunningham (QB)	32
6. Ricky Watters	31
7. Timmy Brown	29
8. Donovan McNabb (QB)	28
9. Duce Staley	22
10. Tom Woodeshick	21

BEST RUSHING AVG, Career

PLAYER	AVG
1. Randall Cunningham (QB)	6.62
2. Donovan McNabb (QB)	5.67
3. LeSean McCoy	4.65
4. Brian Westbrook	4.58
5. Charlie Garner	4.57
6. Correll Buckhalter	4.53
7. Wilbert Montgomery	4.46
8. Steve Van Buren	4.44
9. Timmy Brown	4.36
10. Tom Woodeshick	4.29

(min. 400 attempts)

LONGEST RUSHING PLAYS

PLAYER (GAME)	YARDS
1. Herschel Walker (11/27/94 at Falcons)	91t
2. Wilbert Montgomery (12/19/82 vs. Oilers)	90t
3. Brian Mitchell (10/1/00 vs. Falcons)	85t
4. Swede Hanson (9/16/34 at Packers)	81t
5. Leroy Harris (11/25/79 at Packers)	80
6. Bosh Pritchard (10/23/49 vs. Redskins)	77t
7. Herman Hunter (11/24/85 at Cowboys)	74t
8. Wilbert Montgomery (9/14/80 at Vikings)	72t
9. Brian Westbrook (9/24/06 at 49ers)	71t
John Brewer (10/4/52 vs. Giants)	71t

ALL-TIME REGULAR SEASON RUSHING



TOP SINGLE-GAME RUSHING PERFORMANCES

MOST YARDS, Game

<u>PLAYER</u>	<u>GAME</u>	<u>YARDS</u>
1. LeSean McCoy	12/8/2013 vs. Lions	217
2. Steve Van Buren	11/27/1949 vs. Steelers	205
3. Duce Staley	9/3/2000 at Cowboys	201
4. Wilbert Montgomery	11/4/1979 vs. Browns	197
5. Steve Van Buren	12/18/1949 at Rams	196
6. Wilbert Montgomery	1/11/1981 vs. Cowboys	194
7. Swede Hanson	11/6/1934 vs. Cin. Reds	190
8. Timmy Brown	11/7/1965 at Browns	186
9. LeSean McCoy	10/30/2011 vs. Cowboys	185
10. LeSean McCoy	9/9/2013 at Redskins	184

MOST ATTEMPTS, Game

<u>PLAYER</u>	<u>GAME</u>	<u>ATT</u>
1. Heath Sherman	10/6/1991 at Buccaneers	35
Heath Sherman	11/12/1990 vs. Redskins	35
Steve Van Buren	11/20/1949 vs. NY Bulldogs	35
4. Earnest Jackson	11/17/1985 at StL Cardinals	34
5. Brian Westbrook	12/7/2008 at Giants	33
Ricky Watters	12/10/1995 vs. Cowboys	33
Steve Van Buren	10/3/1949 at Lions	33

MOST TOUCHDOWNS, Game

<u>PLAYER</u>	<u>GAME</u>	<u>TDs</u>
1. LeSean McCoy	12/18/2011 vs. Jets	3
LeSean McCoy	9/19/2010 at Lions	3
Charlie Garner	10/8/1995 vs. Redskins	3
Wilbert Montgomery	12/19/1982 vs. Houston Oilers	3
Wilbert Montgomery	10/7/1979 vs. Redskins	3
Wilbert Montgomery	9/10/1978 at Redskins	3
Tom Sullivan	10/13/1974 vs. Giants	3
Clarence Peaks	11/16/1958 vs. Chi. Cardinals	3
Steve Van Buren	10/17/1948 at Redskins	3
Steve Van Buren	12/14/1947 vs. Packers	3
Steve Van Buren	12/9/1945 vs. Boston Yanks	3

MOST ATTEMPTS, Season

<u>PLAYER (YEAR)</u>	<u>ATT</u>
1. Ricky Watters (1996)	353
2. Wilbert Montgomery (1979)	338
3. Ricky Watters (1995)	337
4. Duce Staley (1999)	325
5. LeSean McCoy (2013)	314

MOST TOUCHDOWNS, Season

<u>PLAYER (YEAR)</u>	<u>TDs</u>
1. LeSean McCoy (2011)	17
2. Steve Van Buren (1945)	15
3. Ricky Watters (1996)	13
Steve Van Buren (1947)	13
5. (three times) last by Ricky Watters (1995)	11

CONSECUTIVE GAMES WITH RUSHING TD

<u>PLAYER (YEAR)</u>	<u>TDs</u>
1. Steve Van Buren (1947)	8
2. Ricky Watters (1995)	6
3. Steve Van Buren (1948)	5
LeSean McCoy (2011)	5
5. (many times) last by Michael Vick (2010)	4

MOST 100-YARD GAMES, Season

<u>PLAYER (YEAR)</u>	<u>GAMES</u>
1. Wilbert Montgomery (1981)	8
2. LeSean McCoy (2013)	7
Wilbert Montgomery (1979)	7
4. LeSean McCoy (2011)	6
Brian Westbrook (2007)	6
Brian Westbrook (2006)	6
Ricky Watters (1996)	6
Wilbert Montgomery (1978)	6
(regular season only)	

CONSECUTIVE 100-YARD RUSHING GAMES

<u>PLAYER (YEAR)</u>	<u>GAMES</u>
1. Steve Van Buren (1948)	4
2. Brian Westbrook (2006)	3
Wilbert Montgomery (1981)	3
Wilbert Montgomery (1979)	3
Wilbert Montgomery (1978)	3

ALL-TIME REGULAR SEASON RECEIVING



ALL-TIME LEADING RECEIVERS

PLAYER	YEARS	GM	REC	YARDS	AVG	LG	TDs
1. Harold Carmichael	1971-1983 (13)	180	589	8,978	15.2	85t	79
2. Pete Retzlaff (TE)	1956-1966 (11)	132	452	7,412	16.4	84	47
3. Brian Westbrook (RB)	2002-2009 (8)	107	426	3,790	8.9	62	29
4. Brent Celek (TE)	2007-2016 (10)	151	376	4,792	12.7	73	30
5. Pete Pihos (E)	1947-1955 (9)	107	373	5,619	15.1	66t	61
6. Keith Byars (RB)	1986-1992 (7)	105	371	3,532	9.5	60	13
7. Mike Quick	1982-1990 (9)	101	363	6,464	17.8	99t	61
8. DeSean Jackson	2008-2013 (6)	87	356	6,117	17.2	91t	32
9. Jeremy Maclin	2009-2014 (6)	75	343	4,771	13.9	83t	36
10. Bobby Walston (WR/K)	1951-1962 (12)	148	311	5,363	17.2	75t	46
11. Fred Barnett	1990-1995 (6)	81	308	4,634	15.0	95t	28
12. LeSean McCoy (RB)	2009-2014 (6)	90	300	2,282	7.6	70	10
13. Jason Avant	2006-2013 (8)	116	297	3,646	12.3	58	12
14. Calvin Williams	1990-1996 (7)	93	295	3,840	13.0	80t	34
15. Tommy McDonald (FL)	1957-1963 (7)	88	287	5,499	19.2	91t	66
16. Duce Staley (RB)	1997-2003 (7)	98	275	2,498	9.1	52t	10
17. Wilbert Montgomery (RB)	1977-1984 (8)	100	266	2,447	9.2	53t	12
18. Ben Hawkins (FL)	1966-1973 (8)	102	261	4,764	18.3	92t	32
19. John Spagnola (TE)	1979-1987 (8)	111	256	2,833	11.1	57	14
20. Keith Jackson (TE)	1988-1991 (4)	60	242	2,756	11.4	73t	20

MOST RECEIVING YARDS, Career

PLAYER	YARDS
1. Harold Carmichael	8,978
2. Pete Retzlaff (E)	7,412
3. Mike Quick	6,464
4. DeSean Jackson	6,117
5. Pete Pihos (E)	5,619
6. Tommy McDonald (FL)	5,499
7. Bobby Walston (WR/K)	5,363
8. Brent Celek	4,792
9. Jeremy Maclin	4,771
10. Ben Hawkins (FL)	4,764
11. Fred Barnett	4,634
12. Calvin Williams	3,840
13. Brian Westbrook	3,790
14. Jason Avant	3,646
15. Keith Byars	3,532
16. Harold Jackson	3,493
17. Charlie Smith	3,349
18. Timmy Brown	3,346
19. Irving Fryar	3,067
20. Jack Ferrante	2,884

MOST TOUCHDOWNS, Career

PLAYER	TDs
1. Harold Carmichael	79
2. Tommy McDonald (FL)	66
3. Mike Quick	61
Pete Pihos (E)	61
5. Pete Retzlaff (E)	47
6. Bobby Walston (WR/K)	46
7. Jeremy Maclin	36
8. Calvin Williams	34
9. DeSean Jackson	32
Ben Hawkins (FL)	32

MOST RECEIVING YARDS, Season

PLAYER (YEAR)	YARDS
1. Mike Quick (1983)	1,409
2. DeSean Jackson (2013)	1,332
3. Jeremy Maclin (2014)	1,318
4. Irving Fryar (1997)	1,316
5. Ben Hawkins (1967)	1,265
6. Mike Quick (1985)	1,247
7. Terrell Owens (2004)	1,200
8. Irving Fryar (1996)	1,195
9. Pete Retzlaff (1965)	1,190
10. DeSean Jackson (2009)	1,156
11. Tommy McDonald (1962)	1,146
12. Tommy McDonald (1961)	1,144
13. Fred Barnett (1994)	1,127
14. Harold Carmichael (1973)	1,116
Harold Jackson (1969)	1,116
16. Kevin Curtis (2007)	1,110
17. Fred Barnett (1992)	1,083
18. Harold Carmichael (1978)	1,072
19. DeSean Jackson (2010)	1,056
20. Mike Quick (1984)	1,052
21. Pete Pihos (1953)	1,049
22. Harold Jackson (1972)	1,048
23. Harold Carmichael (1981)	1,028

MOST RECEPTIONS, SEASON

PLAYER	YEAR	REC	YDS	AVG	LG	TDs
1. Brian Westbrook (RB)	2007	90	771	8.6	57t	5
2. Irving Fryar	1996	88	1,195	13.6	42	11
3. Irving Fryar	1997	86	1,316	15.3	72t	6
4. Jordan Matthews	2015	85	997	11.7	78t	8
Jeremy Maclin	2014	85	1,318	15.5	72	10
6. DeSean Jackson	2013	82	1,332	16.2	61t	9
7. Keith Byars (RB)	1990	81	819	10.1	54	3
Keith Jackson (TE)	1988	81	869	10.7	41	6
9. LeSean McCoy (RB)	2010	78	592	7.6	40	2
Fred Barnett	1994	78	1,127	14.4	54	5

Led NFL

Led Conference

ALL-TIME REGULAR SEASON RECEIVING



TOP SINGLE-GAME RECEIVING PERFORMANCES

MOST YARDS, Game

<u>PLAYER</u>	<u>GAME</u>	<u>YARDS</u>
1. Tommy McDonald (FL)	12/10/1961 vs. Giants	237
2. Kevin Curtis (WR)	9/23/2007 vs. Lions	221
3. DeSean Jackson (WR)	12/12/2010 at Cowboys	210
4. Pete Retzlaff (E)	11/14/1965 vs. Redskins	204
5. Bud Grant (E)	12/7/1952 vs. Dallas Texans	203
6. Timmy Brown (B)	12/16/1962 at StL Cardinals	199
7. Ben Hawkins (FL)	10/22/1967 at StL Cardinals	197
8. DeSean Jackson (WR)	12/15/2013 at Vikings	195
9. Harold Jackson (WR)	10/11/1970 at Giants	194
10. DeSean Jackson (WR)	9/15/2013 vs. Chargers	193
Fred Barnett (WR)	9/13/1992 at Pho. Cardinals	193

MOST RECEPTIONS, Game

<u>PLAYER</u>	<u>GAME</u>	<u>REC</u>
1. Zach Ertz (TE)	12/20/2014 at Redskins	15
2. Brian Westbrook (RB)	11/4/2007 vs. Cowboys	14
Don Looney (E)	12/1/1940 at Redskins	14
4. Zach Ertz (TE)	12/26/2015 vs. Redskins	13
Jeremy Maclin (WR)	9/18/2011 at Falcons	13
6. Jeremy Maclin (WR)	10/26/2014 at Cardinals	12
LeSean McCoy (RB)	10/3/2010 vs. Redskins	12
Brian Westbrook (RB)	11/19/2006 vs. Titans	12
Keith Byars (RB)	9/30/1990 vs. Colts	12
Keith Jackson (TE)	11/19/1989 vs. Vikings	12
Keith Jackson (TE)	9/17/1989 at Redskins	12
John Spagnola (TE)	10/6/1985 at Saints	12
Harold Carmichael (WR)	10/14/1973 at StL. Cardinals	12

MOST TOUCHDOWNS, Game

<u>PLAYER</u>	<u>GAME</u>	<u>TDS</u>
1. Irving Fryar	10/20/1996 vs. Dolphins	4
Ben Hawkins (FL)	9/28/1969 vs. Steelers	4
3. (23 times) last by Riley Cooper on 11/3/2013 at Raiders		3

MOST TOUCHDOWNS, Season

<u>PLAYER (YEAR)</u>	<u>TDs</u>
1. Terrell Owens (2004)	14
2. Mike Quick (1983)	13
3. Tommy McDonald (1961)	13
4. Tommy McDonald (1960)	13
5. (seven times) last by Irving Fryar (1996).	11

CONSECUTIVE GAMES WITH REC. TD

<u>PLAYER (YEAR)</u>	<u>GAMES</u>
1. Mike Quick (1985)	6
Pete Pihos (1947-48).	6
3. (five times) last by DeSean Jackson (2009).	5

MOST 100-YD RECEIVING GAMES, Season

<u>PLAYER (YEAR)</u>	<u>GAMES</u>
1. Terrell Owens (2004)	7
2. Irving Fryar (1997).	6
Mike Quick (1983)	6
4. (nine times) last by DeSean Jackson (2013).	5

CONSECUTIVE 100-YD RECEIVING GAMES

<u>PLAYER (YEAR)</u>	<u>GAMES</u>
1. Terrell Owens (2004)	5
Harold Jackson (last 2 in 1971, first 3 in 1972)	5
3. Mike Quick (1983)	4
4. (seven times) last by Irving Fryar (1996).	3

ALL-TIME REGULAR SEASON SCRIMMAGE YARDS



ALL-TIME LEADERS IN TOTAL YARDS FROM SCRIMMAGE

PLAYER	YEARS	GM	TOUCHES	YARDS	AVG	YDS/G	TDs
1. Brian Westbrook (RB)	2002-2009 (8)	107	1,734	9,785	5.6	91.4	66
2. LeSean McCoy (RB)	2009-2014 (6)	90	1,761	9,074	5.2	100.8	54
3. Harold Carmichael (WR)	1971-1983 (13)	180	598	9,042	15.1	50.2	79
4. Wilbert Montgomery (RB)	1977-1984 (8)	100	1,731	8,985	5.2	89.9	57
5. Pete Retzlaff (E)	1956-1966 (11)	132	458	7,408	16.2	56.1	47
6. Duce Staley (RB)	1997-2003 (7)	98	1,475	7,305	5.0	74.5	32
7. Timmy Brown (RB)	1960-1967 (8)	96	1,081	7,049	6.5	73.4	55
8. DeSean Jackson (WR)	2008-2013 (6)	87	413	6,490	15.7	74.6	35
9. Mike Quick (WR)	1982-1990 (9)	101	364	6,459	17.7	64.0	61
10. Steve Van Buren (B)	1944-1951 (8)	83	1,365	6,383	4.7	76.9	72
11. Keith Byars (RB)	1986-1992 (7)	105	1,121	6,204	5.5	59.1	30
12. Pete Pihos (E)	1947-1955 (9)	107	382	5,615	14.7	52.5	61
13. Tommy McDonald (FL)	1957-1963 (7)	88	304	5,521	18.2	62.7	66
14. Bobby Walston (WR/K)	1951-1962 (12)	148	315	5,375	17.1	36.3	46
15. Ricky Watters (RB)	1995-1997 (3)	48	1,136	5,112	4.5	106.5	32
16. Jeremy Maclin (WR)	2009-2014 (6)	75	349	4,801	13.8	64.0	36
17. Brent Celek (TE)	2007-2016 (10)	151	376	4,792	12.7	31.7	30
18. Ben Hawkins (FL)	1966-1973 (8)	102	271	4,772	17.6	46.8	32
19. Tom Woodeshick (B)	1963-1971 (9)	111	956	4,736	5.0	42.7	27
20. Fred Barnett (WR)	1990-1995 (6)	81	312	4,632	14.8	57.2	28

MOST TOTAL YARDS FROM SCRIMMAGE, SEASON

PLAYER	YEAR	TOUCHES	YARDS	AVG	YDS/GM	TDs
1. LeSean McCoy	2013	366	2,146	5.9	134.1	11
2. Brian Westbrook	2007	368	2,104	5.7	140.3	12
3. Wilbert Montgomery	1979	379	2,006	5.3	125.4	14
4. Wilbert Montgomery	1981	335	1,923	5.7	128.2	10
5. Brian Westbrook	2006	317	1,916	6.0	127.7	11
6. Ricky Watters	1996	404	1,855	4.6	115.9	13
7. Ricky Watters	1995	399	1,707	4.3	106.7	12
8. LeSean McCoy	2010	285	1,672	5.9	111.5	9
9. LeSean McCoy	2011	321	1,624	5.1	108.3	20
10. Duce Staley	2002	320	1,570	4.9	98.1	8

MOST TOUCHES, Career

PLAYER	TOUCHES
1. LeSean McCoy	1,761
2. Brian Westbrook	1,734
3. Wilbert Montgomery	1,731
4. Duce Staley	1,475
5. Steve Van Buren	1,365
6. Ricky Watters	1,136
7. Keith Byars	1,121
8. Timmy Brown	1,081
9. Tom Sullivan	1,032
10. Clarence Peaks	961

BEST YARDS/TOUCH, Career

PLAYER	AVG
1. Timmy Brown	6.52
2. Brian Westbrook	5.64
3. Keith Byars	5.53
4. Wilbert Montgomery	5.19
5. LeSean McCoy	5.15
6. Tom Woodeshick	4.95
7. Duce Staley	4.95
8. Clarence Peaks	4.77
9. Steve Van Buren	4.68
10. Billy Barnes	4.53

(min. 750 touches)

MOST TOUCHES, Season

PLAYER (YEAR)	TOUCHES
1. Ricky Watters (1996)	404
2. Ricky Watters (1995)	399
3. Wilbert Montgomery (1979)	379
4. Brian Westbrook (2007)	368
5. LeSean McCoy (2013)	366
Duce Staley (1999)	366

BEST YARDS/TOUCH, Season

PLAYER (YEAR)	AVG
1. Timmy Brown (1965)	7.42
2. Timmy Brown (1962)	7.38
3. Herschel Walker (1994)	6.31
4. Steve Van Buren (1945)	6.24
5. Brian Westbrook (2003)	6.14
6. Keith Byars (1991)	6.07

(min. 150 touches)

TOP SINGLE-GAME SCRIMMAGE YARD TOTALS

MOST YARDS, Game

PLAYER	GAME	YARDS
1. Duce Staley	9/3/2000 at Cowboys	262
2. Timmy Brown	12/16/1962 at Cardinals	249
3. Wilbert Montgomery	11/4/1979 vs. Browns	237
Tommy McDonald	12/10/1961 vs. Giants	237
5. Duce Staley	11/11/2001 vs. Vikings	231

MOST TOUCHES, Game

PLAYER	GAME	TOUCHES
1. Brian Westbrook	12/7/2008 at Giants	39
Ricky Watters	12/10/1995 vs. Cowboys	39
Heath Sherman	11/12/1990 vs. Redskins	39
4. Heath Sherman	10/6/1991 at Buccaneers	37
5. Ricky Watters	10/8/1995 vs. Redskins (ot)	36

ALL-TIME REGULAR SEASON INTERCEPTIONS



ALL-TIME INTERCEPTION LEADERS

	<u>PLAYER</u>	<u>YEARS</u>	<u>INTs</u>	<u>YARDS</u>	<u>AVG</u>	<u>LG</u>	<u>TDs</u>
1.	Brian Dawkins	1996-2008 (13)	34	515	15.1	67t	2
	Eric Allen	1988-94 (7)	34	482	14.2	94t	5
	Bill Bradley	1969-76 (8)	34	536	15.8	56t	1
4.	Herman Edwards	1977-85 (9)	33	98	3.0	25	1
5.	Wes Hopkins	1983-93 (10)	30	241	8.0	33	1
6.	Don Burroughs	1960-64 (5)	29	351	12.1	46	0
7.	Troy Vincent	1996-2003 (8)	28	341	12.2	90t	1
8.	Joe Scarpati	1964-69 (6)	24	402	16.8	67t	3
	Ernie Steele	1942-48 (6)	24	404	16.8	62	0
10.	Asante Samuel	2008-11 (4)	23	304	13.2	50t	2
	Roynell Young	1980-88 (9)	23	106	4.6	33	0
	Randy Logan	1973-83 (11)	23	293	12.7	45	0

MOST INTERCEPTIONS, SEASON

	<u>PLAYER</u>	<u>YEAR</u>	<u>INTs</u>	<u>YARDS</u>	<u>AVG</u>	<u>LG</u>	<u>TDs</u>
1.	Bill Bradley	1971	11	248	22.5	51	0
2.	Asante Samuel	2009	9	117	13.0	37	0
	Bill Bradley	1972	9	73	8.1	21	0
	Don Burroughs	1960	9	124	13.8	46	0
	Ed "Bibbles" Bawel	1955	9	168	18.7	42t	2
6.	Eric Allen	1989	8	38	4.8	18	0
	Terry Hoage	1988	8	116	14.5	38	0
	Joe Scarpati	1966	8	182	22.8	32	0
	Bob Hudson	1954	8	89	11.1	32	0
	Tom Brookshier	1953	8	41	5.1	22	0
	Ed "Bibbles" Bawel	1952	8	121	15.1	35	0
	Joe Sutton	1950	8	67	8.4	32	0

TOP SINGLE-GAME INT PERFORMANCES

MOST INTERCEPTIONS, Game

	<u>PLAYER</u>	<u>GAME</u>	<u>INTS</u>
1.	Russ Craft	9/24/1950 at Chi. Cardinals	*4
2.	Kurt Coleman	10/16/2011 at Redskins	3
	Joe Scarpati	10/23/1966 at Giants	3
	Jim Nettles	12/12/1965 at Steelers	3
	Nate Ramsey	11/28/1965 at StL Cardinals	3
	Don Burroughs	12/3/1961 at Steelers	3
	Chuck Weber	9/30/1960 at Cowboys	3
	Joe Sutton	9/24/1950 at Chi. Cardinals	3
	Gil Steinke	11/10/1946 at Giants	3
	Roy Zimmerman	12/9/1945 vs. Boston Yanks	3
	Roy Zimmerman	12/10/1944 vs. Cleveland Rams	3
	* NFL record		

MOST INTERCEPTION RETURN YARDS, Game

	<u>PLAYER</u>	<u>GAME</u>	<u>YDS</u>
1.	Frank LeMaster	12/21/1975 at Redskins	114
2.	Lito Sheppard	10/8/2006 vs. Cowboys	102
3.	Lito Sheppard	11/15/2004 at Cowboys	101
4.	Malcolm Jenkins	12/6/2015 at Patriots	99
	Jerry Norton	10/5/1957 vs. Giants	99

MOST INTERCEPTIONS RETURNED FOR TD, Game

	<u>PLAYER</u>	<u>GAME</u>	<u>TDs</u>
1.	Eric Allen	12/26/1993 vs. Saints	2

MOST INT RETURN YDS, Career

	<u>PLAYER</u>	<u>YARDS</u>
1.	Bill Bradley	536
2.	Brian Dawkins	515
3.	Eric Allen	482
4.	Lito Sheppard	460
5.	Ernie Steele	404
6.	Joe Scarpati	402

MOST INTs RETURNED FOR TD, Career

	<u>PLAYER</u>	<u>TDs</u>
1.	Eric Allen	5
2.	Malcolm Jenkins	3
	Sheldon Brown	3
	Lito Sheppard	3
	Joe Scarpati	3

MOST INT RETURN YDS, Season

	<u>PLAYER (INTs, YEAR)</u>	<u>YARDS</u>
1.	Bill Bradley (11, 1971)	248
2.	Eric Allen (6, 1993)	201
3.	Joe Scarpati (8, 1966)	182
4.	Lito Sheppard (5, 2004)	172
5.	Ed "Bibbles" Bawel (9, 1955)	168

MOST INTs RETURNED FOR TD, Season

	<u>PLAYER (YEAR)</u>	<u>TDs</u>
1.	Eric Allen (1993)	*4
2.	Lito Sheppard (2004)	2
	Seth Joyner (1992)	2
	Ed Bawel (1955)	2
	* NFL record	

MOST INTs BY A NON-DB, Season

	<u>PLAYER (YEAR)</u>	<u>INTs</u>
1.	William Thomas, LB (1995)	7
2.	Chuck Weber, LB (1960)	6
	Chuck Bednarik, LB (1953)	6
4.	Bill Bergey, LB (1974)	5
5.	Seth Joyner, LB & Byron Evans, LB (1992)	4
	Many others with	4

LONGEST INTERCEPTION RETURNS

	<u>PLAYER (GAME)</u>	<u>YARDS</u>
1.	James Willis intercepted pass 4 yds. deep in the end zone and returned it 14 yds. before laterally to Troy Vincent, who ran 90 yds. (11/3/1996 at Cowboys - QB Troy Aikman)	104t
2.	Lito Sheppard (10/8/2006 vs. Cowboys - QB Drew Bledsoe)	102t
3.	Lito Sheppard (11/15/2004 at Cowboys - QB V. Testaverde)	101t
4.	Malcolm Jenkins (12/6/2015 at Patriots - QB Tom Brady)	99t
	Jerry Norton (10/5/1957 vs. Giants - QB Charlie Conerly, deflected off goal post)	99t
6.	Eric Allen (10/3/1993 at Jets - QB Boomer Esiason)	94t
	Irv Cross (10/25/1964 at Steelers - QB Terry Nofsinger)	94t
8.	Jack Hinkle (10/9/1943 vs. Giants - QB Tuffy Leemans)	91

ALL-TIME REGULAR SEASON SACKS



ALL-TIME LEADERS IN SACKS

<u>PLAYER</u>	<u>YEARS</u>	<u>SACKS</u>
1. Reggie White (DE)	1985-92	124.0
2. Trent Cole (DE/LB)	2005-14	85.5
3. Clyde Simmons (DE)	1986-93	76.0
4. Hugh Douglas (DE)	1998-2002, 2004	54.5
5. Greg Brown (DE)	1982-86	50.5
6. Andy Harmon (DT)	1991-97	39.5
7. Seth Joyner (LB)	1986-93	37.0
8. William Fuller (DE)	1994-96	35.5
9. Dennis Harrison (DE)	1978-84	34.0
10. William Thomas (LB)	1991-99	33.0
11. Ken Clarke (DT)	1982-87	32.5
12. Corey Simon (DT)	2000-04	32.0
13. Juqua Parker (DE)	2005-11	31.5
Mike Mamula (DE)	1995-2000	31.5
15. Connor Barwin (LB)	2013-16	29.5
Jerome Brown (DT)	1987-91	29.5
17. Brandon Graham (DE/LB)	2010-16	27.5
Darwin Walker (DT)	2000-06	27.5
19. Fletcher Cox (DT)	20012-16	26.0
Jason Babin (DE)	2009, 2011-12	26.0

Note: includes only figures since 1982, when sacks first became an official NFL statistic

MOST SACKS, SEASON

<u>PLAYER</u>	<u>YEAR</u>	<u>SACKS</u>
1. Reggie White (DE)	1987	21.0
2. Clyde Simmons (DE)	1992	19.0
3. Jason Babin (DE)	2011	18.0
Reggie White (DE)	1988	18.0
Reggie White (DE)	1986	18.0
6. Greg Brown (DE)	1984	16.0
7. Clyde Simmons (DE)	1989	15.5
8. Hugh Douglas (DE)	2000	15.0
Reggie White (DE)	1991	15.0
10. Connor Barwin (LB)	2014	14.5

MOST SACKS, GAME

<u>PLAYER</u>	<u>GAME</u>	<u>SACKS</u>
1. Hugh Douglas (DE)	10/18/1998 at Chargers	4.5
Clyde Simmons (DE)	9/15/1991 at Cowboys	4.5
3. Reggie White (DE)	9/25/1988 at Vikings	4.0
Reggie White (DE)	11/30/1986 at LA Raiders	4.0
Reggie White (DE)	11/2/1986 at StL Cardinals	4.0
Garry Cobb (LB)	10/5/1986 at Falcons	4.0
Greg Brown (DE)	12/16/1984 at Falcons	4.0

MOST CONSECUTIVE GAMES WITH A SACK

<u>PLAYER</u>	<u>YEAR</u>	<u>GAMES</u>
1. Reggie White (last 4 games in 1986 and first 4 in '87)		8
Reggie White (last 7 games in 1987 and first in '88)		8
3. William Fuller	1994	7
Dennis Harrison	1982	7
5. Clyde Simmons	1992	6

LONGEST FUMBLE RETURN FOR A TD

<u>PLAYER</u>	<u>GAME</u>	<u>YARDS</u>
1. Mike Patterson	9/24/2006 at 49ers	98t
2. Joselio Hanson	12/28/2008 vs. Cowboys	96t
Joe Lavender	9/23/1974 vs. Cowboys	96t
4. Joe Carter	9/25/1938 vs. NY Giants	92t
5. Bob Pylman	9/25/1938 vs. NY Giants	88t
6. Will Wynn	12/1/1974 vs. Packers	87t
7. Walter Thurmond	1/3/2016 at Giants	83t
8. Sheldon Brown	10/9/2005 at Cowboys	80t
9. Chris Clemons	12/28/2008 vs. Cowboys	73t
10. Reggie White	9/13/1987 at Redskins	70t

MOST FUMBLE RETURNS FOR TD, CAREER

<u>PLAYER</u>	<u>YEARS</u>	<u>TDs</u>
1. Seth Joyner	1986-93	3
2. Juqua Parker	2005-11	2
Sheldon Brown	2002-09	2
Kevin Curtis	2007-09	2
William Thomas	1991-97	2
Reggie White	1985-92	2
Clyde Simmons	1986-90	2
Greg Brown	1981-84	2
Will Wynn	1973-76	2

MOST BLOCKED PUNTS RETURNED FOR TD

<u>PLAYER</u>	<u>TDs</u>
1. (11 times) last Najee Goode (12/6/15 at Patriots) (24 yards)	1

MOST BLOCKED FGs RETURNED FOR TD

<u>PLAYER</u>	<u>TDs</u>
1. (2 times) last Matt Ware (10/23/05 vs. Chargers) (65 yards)	1

LONGEST RETURN AFTER MISSED FIELD GOAL

<u>PLAYER</u>	<u>GAME</u>	<u>YARDS</u>
1. Al Nelson	9/26/1971 vs. Cowboys	101t
2. Al Nelson	12/11/1966 vs. Browns	100t
3. Timmy Brown	9/16/1962 vs. StL Cardinals	99

ALL-TIME REGULAR SEASON PUNTING



ALL-TIME LEADING PUNTERS, GROSS AVERAGE (min. 100 punts)

Player	Years	Punts	Yards	Gross	Net	In20	Lg	Blk
1. Donnie Jones	2013-2016 (4)	280	12,682	45.29	40.3	108	72	3
2. Joe Muha	1946-1950(5)	179	7,688	42.95	NA	NA	82	2
3. Sav Rocca	2007-2010 (4)	299	12,817	42.87	37.6	102	65	1
4. Sean Landeta	1999-2002, 2005 (5)	376	16,092	42.80	35.9	96	64	1
5. King Hill	1961-1968(8)	254	10,765	42.38	NA	NA	80	0

BEST GROSS PUNTING AVERAGE, SEASON (min. 40 punts)

Name	Year	Punts	Yards	Gross	Net	In20	Lg	Blk
1. Joe Muha	1948	57	2,694	47.26	NA	NA	82	0
2. Donnie Jones	2015	86	4,038	46.95	41.6	29	64	2
3. Mat McBriar	2012	55	2,560	46.55	36.5	13	66	1
4. Donnie Jones	2013	82	3,681	44.89	40.5	33	70	1
5. Donnie Jones	2014	76	3,331	43.83	38.9	34	68	0

ALL-TIME LEADING PUNTERS, NET AVERAGE (min. 100 punts)

Player	Years	Punts	Yards	Gross	Net	In20	Lg	Blk
1. Donnie Jones	2013-2016 (4)	280	12,682	45.29	40.3	108	72	3
2. Sav Rocca	2007-2010 (4)	299	12,817	42.87	37.6	102	65	1
3. Dirk Johnson	2003-2006(4)	268	11,180	41.72	36.0	79	62	0
4. Sean Landeta	1999-2002, 2005 (5)	376	16,092	42.80	35.9	96	64	1
5. Jeff Feagles	1990-1993(3)	324	13,448	41.51	35.4	106	77	3

BEST NET PUNTING AVERAGE, SEASON (min. 40 punts)

Name	Year	Punts	Yards	Gross	Net	In20	Lg	Blk
1. Donnie Jones	2015	86	4,038	47.0	41.6	29	64	2
2. Donnie Jones	2013	82	3,681	44.9	40.5	33	70	1
3. Sav Rocca	2010	73	3,195	43.8	39.0	28	63	0
4. Donnie Jones	2014	76	3,331	43.8	38.9	34	68	0
5. Sav Rocca	2009	76	3,222	42.4	38.3	26	61	0

Note: net average became an official stat in 1976

Led NFL

Led Conference

MOST PUNTS, Career

PLAYER	PUNTS
1. Adrian Burk	393
2. Sean Landeta	376
3. Tom Hutton	349
4. John Teltschik	345
5. Max Runager	332

MOST PUNTS INSIDE 20, Career

PLAYER	IN20
1. Donnie Jones	108
2. Jeff Feagles	106
3. Sav Rocca	102
4. Sean Landeta	96
5. Dirk Johnson	79

Inside-the-20 became official stat in 1976

MOST PUNTS, Season

PLAYER (YEAR)	PUNTS
1. John Teltschik (1986)	108
2. Sean Landeta (1999)	107
3. Tom Hutton (1998)	104
4. John Teltschik (1988)	98
5. Sean Landeta (2001)	97

MOST PUNTS INSIDE 20, Season

PLAYER (YEAR)	IN20
1. Donnie Jones (2014)	34
2. Donnie Jones (2013)	33
3. Jeff Feagles (1993)	31
4. Donnie Jones (2015)	29

Jeff Feagles (1991) 29
Inside-the-20 became official stat in 1976

TOP SINGLE-GAME PUNTING PERFORMANCES

LONGEST PUNT

PLAYER	GAME	YARDS
1. Randall Cunningham	12/3/1989 at Giants	91
2. Joe Muha	10/10/1948 vs. Giants	82
3. Randall Cunningham	10/16/1994 at Cowboys	80
King Hill	11/11/1962 vs. Packers	80
5. Jeff Feagles	9/15/1991 at Cowboys	77

MOST PUNTS, Game

PLAYER	GAME	PUNTS
1. John Teltschik	12/6/1987 at NY Giants	15
2. Adrian Burk	12/12/1954 vs. Giants	12
Adrian Burk	11/2/1952 at Packers	12
Len Barnum	10/4/1942 vs. Redskins	12
Emmett Mortell	10/10/1937 at Redskins	12

BEST GROSS PUNTING AVERAGE, Game (min. 4 punts)

PLAYER	GAME	AVG.
1. Mat McBriar	10/14/2012 vs. Lions	56.6
2. Chas Henry	9/9/2012 at Browns	55.0
3. Donnie Jones	10/19/2015 vs. Giants	54.3
4. Donnie Jones	9/15/2014 at Colts	53.8
5. Len Barnum	9/13/1942 at Steelers	53.5
Len Barnum	9/20/1942 at Cleveland Rams	53.5

BEST NET PUNTING AVERAGE, Game (min. 4 punts, since 1976)

PLAYER	GAME	AVG.
1. Donnie Jones	11/17/2013 vs. Redskins	50.7
2. Donnie Jones	10/19/2015 vs. Giants	49.0
Sean Landeta	9/23/2001 at Seahawks	49.0
4. Jeff Feagles	10/5/1992 vs. Cowboys	48.8
5. Sav Rocca	9/12/2010 vs. Packers	47.8

ALL-TIME REGULAR SEASON PUNT RETURNS



ALL-TIME LEADING PUNT RETURNERS (min. 20 returns)

Player	Years	PR	FC	Yds	Avg	Lg	TDs
1. Ernie Steele	1942-48 (6)	44	NA	737	16.75	80t	1
2. Steve Van Buren	1944-51 (8)	34	NA	473	13.91	55t	2
3. Pat McHugh	1947-51 (5)	31	NA	402	12.97	69t	1
4. Brian Westbrook	2002-09 (8)	39	21	498	12.77	84t	2
5. Darren Sproles	2014-16 (3)	91	41	1,149	12.63	89t	4
6. Brian Mitchell	2000-02 (3)	117	66	1,369	11.70	76t	2
7. Frank Reagan	1949-51 (3)	27	NA	304	11.26	42	1
8. Bosh Pritchard	1942, 1947-51 (6)	91	NA	975	10.71	55t	1
9. Vai Sikahema	1992-93 (2)	73	30	778	10.66	87t	1
10. Larry Marshall	1974-77 (4)	104	16	1,086	10.44	48	0
11. Damaris Johnson	2012-13 (2)	38	35	391	10.29	98t	1

BEST PUNT RETURN AVERAGE, SEASON (min. 15 returns)

Player	Year	PR	FC	Yds	Avg	Lg	TDs
1. Steve Van Buren	1944	15	NA	230	15.33	55	1
2. Brian Westbrook	2003	20	16	306	15.30	84t	2
3. DeSean Jackson	2009	29	15	441	15.21	85t	2
4. Alvin Haymond	1968	15	6	201	13.40	54t	1
5. Darren Sproles	2014	39	16	506	12.97	82t	2
6. Reno Mahe	2005	21	9	269	12.81	44	0
7. Frank Reagan	1949	21	NA	266	12.67	42	1
8. Kelvin Martin	1995	17	10	214	12.59	38	0
9. Vai Sikahema	1992	40	10	503	12.58	87t	1
10. Brian Mitchell	2002	46	11	567	12.32	76t	1

Led NFL

Led Conference

TOP SINGLE-GAME PUNT RETURN PERFORMANCES

MOST PUNT RETURN YARDS, Game

PLAYER	GAME	YARDS
1. Alvin Haymond	10/6/1968 at Redskins	140
2. Darren Sproles	12/6/2015 at Patriots	115
3. Vai Sikahema	11/22/1992 at NY Giants	111
4. Reno Mahe	12/5/2005 vs. Seahawks	108
5. DeSean Jackson	9/13/2009 at Panthers	106
Ernie Steele	10/25/1942 at Bears	106

MOST PUNT RETURNS, Game

PLAYER	GAME	PR
1. Larry Marshall	9/18/1977 vs Buccaneers	9
2. DeSean Jackson	9/7/2008 vs. Rams	8
Evan Cooper	10/26/1986 vs. Chargers	8
Vai Sikahema	12/13/1992 at Seahawks	8
5. (7 times) last by Reno Mahe	12/5/2005 vs. Seahawks	7

BEST PUNT RETURN AVERAGE, Game (min. 3 punt returns)

PLAYER	GAME	AVG.
1. Brian Mitchell	11/25/2002 at 49ers	33.0
2. Darren Sproles	9/27/2015 at NY Jets	29.7
3. Darren Sproles	9/18/2014 at 49ers	28.7
4. Darren Sproles	11/10/2014 vs. Panthers	28.3
Clyde Scott	10/30/1949 at Steelers	28.3

MOST PUNT RETURNS, Career

PLAYER	RETURNS
1. Wally Henry	148
2. DeSean Jackson	131
3. Brian Mitchell	117
John Sciarra	117
5. Bill Bradley	111

MOST PUNT RETURN YARDS, Career

PLAYER	YARDS
1. Brian Mitchell	1,369
2. DeSean Jackson	1,294
3. Wally Henry	1,231
4. Darren Sproles	1,149
5. Larry Marshall	1,086

MOST PUNT RETURN TDs, Career

PLAYER	TDs
1. Darren Sproles	4
DeSean Jackson	4
3. Brian Westbrook	2
Brian Mitchell	2
Steve Van Buren	2

MOST PUNT RETURNS, Season

PLAYER (YEAR)	RETURNS
1. Wally Henry (1981)	54
2. Rod Harris (1991)	53
3. DeSean Jackson (2008)	50
4. Brian Mitchell (2002)	46
Larry Marshall (1977)	46

MOST PUNT RETURN YARDS, Season

PLAYER (YEAR)	YARDS
1. Brian Mitchell (2002)	567
2. Darren Sproles (2014)	506
3. Vai Sikahema (1992)	503
4. Larry Marshall (1977)	489
5. Brian Mitchell (2001)	467

MOST PUNT RETURN TDs, Season

PLAYER (YEAR)	TDs
1. Darren Sproles (2015)	2
Darren Sproles (2014)	2
DeSean Jackson (2009)	2
Brian Westbrook (2003)	2

LONGEST PUNT RETURNS

PLAYER (GAME)	YARDS
1. Damaris Johnson (12/2/2012 at Cowboys)	98t
2. Darren Sproles (9/27/2015 at Jets)	89t
3. Vai Sikahema (11/22/1992 at Giants)	87t
4. DeSean Jackson (9/13/2009 at Panthers)	85t
5. Brian Westbrook (10/19/2003 at Giants)	84t
6. Darren Sproles (12/6/2015 at Patriots)	83t
7. Darren Sproles (9/28/2014 at 49ers)	82t
8. Brian Westbrook (12/21/2003 vs. 49ers)	81t
Tommy McDonald (10/4/1959 vs. Giants)	81t
10. Ernie Steele (10/25/1942 at Bears)	(lateral) 80t

ALL-TIME REGULAR SEASON KICKOFF RETURNS



ALL-TIME LEADING KICKOFF RETURNERS (min. 25 returns)

Player	Years	KOR	Yds	Avg	Lg	TDs
1. Josh Huff	2014-16 (3)	42	1,165	27.74	107t	2
2. Steve Van Buren	1944-51 (8)	76	2,030	26.71	98t	3
3. Irv Cross	1961-69 (6)	28	745	26.61	74	0
4. Timmy Brown	1960-67 (8)	169	4,483	26.53	105t	5
5. Al Nelson	1965-73 (9)	101	2,625	25.99	78	0
6. Wilbert Montgomery	1977-84 (8)	32	814	25.44	99t	1
7. Quintin Demps	2008-09 (2)	58	1,469	25.33	100t	1
8. Brian Mitchell	2000-02 (3)	131	3,311	25.27	94t	2
9. Allen Rossum	1998-99 (2)	98	2,427	24.77	89t	1
10. Billy Walik	1970-72 (3)	67	1,640	24.48	82	0
11. Alvin Haymond	1968 (1)	28	677	24.18	98t	1

BEST KICKOFF RETURN AVERAGE, SEASON (min. 1.25 ret/gm)

Player	Years	KOR	Yds	Avg	Lg	TDs
1. Al Nelson	1972	25	728	29.12	78	0
2. Steve Van Buren	1945	13	373	28.69	98t	1
3. Timmy Brown	1963	33	945	28.64	100t	1
4. Timmy Brown	1966	20	562	28.10	93t	2
5. Timmy Brown	1961	29	811	27.97	105t	1
6. Timmy Brown	1962	30	831	27.70	99t	1
7. Hershel Walker	1994	21	581	27.67	94t	1
8. Don Stevens	1952	16	433	27.06	51	0
9. Brian Mitchell	2002	43	1,162	27.02	57	0
10. Wilbert Montgomery	1977	23	619	26.91	99t	1

Led NFL

Led Conference

TOP SINGLE-GAME KICKOFF RETURN PERFORMANCES

MOST KICKOFF RETURN YARDS, Game

PLAYER	GAME	YARDS
1. Derrick Witherspoon	11/24/1996 at Ari. Cardinals	253
2. Timmy Brown	11/6/1966 vs. Cowboys	247
3. Allen Rossum	11/14/1999 vs. Redskins	222
4. Quintin Demps	11/9/2008 vs. Giants	220
5. Duce Staley	11/30/1997 vs. Bengals	195

MOST KICKOFF RETURNS, Game

PLAYER	GAME	KOR
1. Quintin Demps	11/9/2008 vs. Giants	8
Allen Rossum	11/21/1999 vs. Colts	8
Derrick Witherspoon	11/24/1996 at Ari. Cardinals	8
4. (5 times) last by Ellis Hobbs	9/20/2009 vs. Saints	7

BEST KICKOFF RETURN AVERAGE, Game (min. 3 kickoff returns)

PLAYER	GAME	AVG
1. Timmy Brown	9/22/1963 vs. Cardinals	59.0
2. Alvin Haymond	9/22/1968 vs. NY Giants	51.0
3. Timmy Brown	11/6/1966 vs. Cowboys	49.4
4. Derrick Witherspoon	9/22/1996 at Falcons	48.0
5. Allen Rossum	11/14/1999 vs. Redskins	44.4

MOST KICKOFF RETURNS FOR A TD, Game

PLAYER	GAME	TDs
1. Timmy Brown	11/6/1966, 93 & 90 yards vs. Cowboys	2*

* NFL Record

MOST KICKOFF RETURNS, Career

PLAYER	RETURNS
1. Timmy Brown	169
2. Brian Mitchell	131
3. Al Nelson	101
4. Allen Rossum	98
5. Larry Marshall	88

MOST KICKOFF RETURN YARDS, Career

PLAYER	YARDS
1. Timmy Brown	4,483
2. Brian Mitchell	3,311
3. Al Nelson	2,625
4. Allen Rossum	2,427
5. Larry Marshall	2,075

MOST KICKOFF RETURN TDs, Career

PLAYER	TDs
1. Timmy Brown	5
2. Derrick Witherspoon	3
Steve Van Buren	3
4. Josh Huff	2
Brian Mitchell	2

MOST KICKOFF RETURNS, Season

PLAYER (YEAR)	RETURNS
1. Allen Rossum (1999)	54
2. Derrick Witherspoon (1996)	53
3. Quintin Demps (2008)	52
4. Herman Hunter (1985)	48
5. Brian Mitchell (2000)	47
Duce Staley (1997)	47

MOST KICKOFF RETURN YARDS, Season

PLAYER (YEAR)	YARDS
1. Allen Rossum (1999)	1,347
2. Quintin Demps (2008)	1,314
3. Derrick Witherspoon (1996)	1,271
4. Brian Mitchell (2002)	1,162
5. Duce Staley (1997)	1,139

MOST KICKOFF RETURN TDs, Season

PLAYER (YEAR)	TDs
1. Derrick Witherspoon (1996)	2

LONGEST KICKOFF RETURNS

PLAYER (GAME)	YARDS
1. Josh Huff (11/23/2014 vs. Titans)	107t
2. Timmy Brown (9/17/1961 vs. Browns)	105t
3. Russ Craft (10/7/1950 vs. LA Rams)	103t
4. Chris Polk (9/21/2014 vs. Redskins)	102t
5. Quintin Demps (11/23/2008 at Ravens)	100t
Timmy Brown (9/22/1963 vs. StL. Cardinals)	100t
Dave Smukler (11/13/1938 at Brooklyn Dodgers)	100t

STARTING QB RECORDS / NFL RECORDS



STARTING QUARTERBACK RECORDS

Year Quarterbacks (Record as a starter)

1956	Bobby Thomason (3-5-1), Adrian Burk (0-3)
1957	Thomason (2-5), Sonny Jurgensen (2-3)
1958	Norm Van Brocklin (2-9-1)
1959	Van Brocklin (7-5)
1960	Van Brocklin (10-2)
1961	Jurgensen (10-4)
1962	Jurgensen (3-9-1), King Hill (0-1)
1963	Jurgensen (2-6-1), Hill (0-4-1)
1964	Norm Snead (4-6), Hill (1-1), Jack Concannon (1-1)
1965	Snead (4-5), Hill (1-4)
1966	Snead (5-5), Hill (2-0), Concannon (2-0)
1967	Snead (6-7-1)
1968	Snead (2-9), Hill (0-2), John Huarte (0-1)
1969	Snead (4-8-1), George Mira (0-1)
1970	Snead (3-9-1), Rick Arrington (0-1)
1971	Pete Liske (5-5), Arrington (1-2-1)
1972	John Reaves (0-7), Liske (2-4-1)
1973	Roman Gabriel (5-8-1)
1974	Gabriel (4-7), Mike Boryla (3-0)
1975	Gabriel (2-7), Boryla (2-3)
1976	Boryla (3-7), Gabriel (1-3)
1977	Ron Jaworski (5-9)
1978	Jaworski (9-7)
1979	Jaworski (11-5)
1980	Jaworski (12-4)
1981	Jaworski (10-6)
1982	Jaworski (3-6)
1983	Jaworski (5-11)
1984	Jaworski (5-7-1), Joe Pisarcik (1-2)
1985	Jaworski (6-6), Randall Cunningham (1-3)
1986	Jaworski (3-6), Cunningham (1-3-1), Matt Cavanaugh (1-1)
1987	Cunningham (7-5), Scott Tinsley (0-3)
1988	Cunningham (10-6)
1989	Cunningham (11-5)
1990	Cunningham (10-6)
1991	Jim McMahon (8-3), Cunningham (1-0), Jeff Kemp (1-1), Brad Goebel (0-2)
1992	Cunningham (10-5), McMahon (1-0)
1993	Bubby Brister (4-4), Cunningham (4-0), Ken O'Brien (0-4)
1994	Cunningham (7-7), Brister (0-2)
1995	Rodney Peete (9-3), Cunningham (1-3)
1996	Ty Detmer (7-4), Peete (3-2)
1997	T. Detmer (2-5), Bobby Hoying (2-3-1), Peete (2-1)
1998	Hoying (1-6), Koy Detmer (1-4), Peete (1-3)
1999	Doug Pederson (2-7), Donovan McNabb (2-4), K. Detmer (1-0)
2000	McNabb (11-5)

2001	McNabb (11-5)
2002	McNabb (7-3), A.J. Feeley (4-1), K. Detmer (1-0)
2003	McNabb (12-4)
2004	McNabb (13-2), K. Detmer (0-1)
2005	McNabb (4-5), Mike McMahon (2-5)
2006	McNabb (5-5), Jeff Garcia (5-1)
2007	McNabb (8-6), Feeley (0-2)
2008	McNabb (9-6-1)
2009	McNabb (10-4), Kevin Kolb (1-1)
2010	Vick (8-3), Kolb (2-3)
2011	Vick (7-6), Vince Young (1-2)
2012	Vick (3-7), Nick Foles (1-5)
2013	Vick (2-4), Foles (8-2)
2014	Foles (6-2), Mark Sanchez (4-4)
2015	Sam Bradford (7-7), Sanchez (0-2)
2016	Carson Wentz (4-4)

NFL RECORDS HELD BY AN EAGLE

Most Touchdown Passes, Game

7 Nick Foles (11/3/2013 at Raiders) and Adrian Burk (10/17/1954 at Redskins); tied with Sid Luckman, Bears (1943); George Blanda, Hou. Oilers (1961); Y.A. Tittle, Giants (1962); Joe Kapp, Vikings (1969); Peyton Manning, Broncos (2013) and Drew Brees, Saints (2015)

Longest Touchdown Pass

99 Ron Jaworski to Mike Quick, (11/10/1985 vs. Falcons) (OT); tied with nine others

Most Interception Returns for TDs, Season

4 Eric Allen, 1993; tied with Jim Kearney, Chiefs (1972) and Ken Houston, Oilers (1971)

Most Interceptions, Game

4 Russ Craft (9/24/1950 at Cardinals); tied with 17 others

Most Kickoff Return TDs, Game

2 Timmy Brown (11/6/1966 vs. Cowboys), 93 and 90 yards; tied with Travis Williams, Packers (1967); Ron Brown, LA Rams (1985); Tyrone Hughes, Saints (1994); Chad Morton, Jets (2002); Devin Hester, Bears (2006); Andre Davis, Texans (2007); and Josh Cribbs, Browns (2009)

Most 50-Plus-Yard Touchdowns, Season

8 DeSean Jackson (2009); tied with Elroy "Crazy Legs" Hirsch, LA Rams (1951) and Devin Hester, Bears (2007)

ALL-TIME REGULAR SEASON ROOKIE RECORDS



PASSING

MOST ATTEMPTS, Season

1. Carson Wentz, 2016	275
2. Nick Foles, 2012	265
3. John Reaves, 1972	224
4. Donovan McNabb, 1999	216
5. Davey O'Brien, 1939	201
6. Mike Boryla, 1974	102
7. Foster Watkins, 1940	85
8. Randall Cunningham, 1985	81
9. Rick Arrington, 1970	73
Red Kirkman, 1933	73

MOST COMPLETIONS, Season

1. Carson Wentz, 2016	177
2. Nick Foles, 2012	161
3. John Reaves, 1972	108
4. Donovan McNabb, 1999	106
5. Davey O'Brien, 1939	99
6. Mike Boryla, 1974	60
7. Rick Arrington, 1970	37
8. Randall Cunningham, 1985	34
9. Sonny Jurgensen, 1957	33
10. Matt Barkley, 2013	30
Brad Goebel, 1991	30

MOST YARDS, Season

1. Carson Wentz, 2016	1,890
2. Nick Foles, 2012	1,699
3. John Reaves, 1972	1,508
Davey O'Brien, 1939	1,324
5. Donovan McNabb, 1999	948
6. Mike Boryla, 1974	580
7. Foster Watkins, 1940	565
8. Randall Cunningham, 1985	548
9. Sonny Jurgensen, 1957	470
10. Red Kirkman, 1933	354

MOST TD PASSES, Season

1. Carson Wentz, 2016	9
2. Donovan McNabb, 1999	8
3. John Reaves, 1972	7
4. Nick Foles, 2012	6
Davey O'Brien, 1939	6
6. Boryla, 1974; Jurgensen, 1957	5

BEST COMP. PCT., SEASON (min. 75 atts.)

1. Carson Wentz, 2016	64.4
2. Nick Foles, 2012	60.8
3. Mike Boryla, 1974	58.8
4. Davey O'Brien, 1939	49.3
5. Donovan McNabb, 1999	49.1

BEST QB RATING, SEASON (min. 75 atts.)

1. Carson Wentz, 2016	87.7
2. Nick Foles, 2012	79.1
3. Mike Boryla, 1974	78.9
4. Donovan McNabb, 1999	60.1
5. John Reaves, 1972	58.4

RUSHING

MOST ATTEMPTS, Season

1. Po James (FB), 1972	182
2. Keith Byars (FB), 1986	177
3. Lee Bougness (FB), 1970	159
4. LeSean McCoy, 2009	155
5. Billy Barnes, 1957	143
6. James Joseph, 1991	135
7. Correll Buckhalter, 2001	129
8. Clarence Peaks, 1957	125
9. Mike Hogan, 1976	123
10. Leroy Keys, 1969	121

MOST YARDS, Season

1. LeSean McCoy, 2009	637
2. Correll Buckhalter, 2001	586
3. Keith Byars (FB) 1986	577
4. Po James (FB), 1972	565
5. Bryce Brown, 2012	564
6. Mike Hogan (FB), 1976	561
7. Billy Barnes, 1957	529
8. Clarence Peaks, 1957	495
9. Steve Van Buren, 1944	444
10. James Joseph, 1991	440

MOST TOUCHDOWNS, Season

1. Steve Van Buren, 1944	5
Don Johnson, 1953	5
3. Bryce Brown, 2012	4
LeSean McCoy, 2009	4
Ken Keller, 1956	4
Mel Bleeker, 1944	4
Jim Castiglia (FB), 1941	4
8. Ryan Moats, 2005	3
Charlie Garner, 1994	3
Vaughn Hebron, 1993	3
Many others	3

RECEIVING

MOST RECEPTIONS, Season

1. Keith Jackson (TE), 1988	81
2. Jordan Matthews, 2014	67
3. DeSean Jackson, 2008	62
4. Don Looney (E), 1940	58
5. Jeremy Maclin, 2009	56
6. Charle Young (TE), 1973	55
7. Lee Bougness (RB), 1970	50
8. Reggie Brown, 2005	43
9. Victor Bailey, 1993	41
Junior Tautalasati (RB), 1986	41
11. LeSean McCoy (RB), 2009	40

MOST YARDS, Season

1. DeSean Jackson, 2008	912
2. Jordan Matthews, 2014	872
3. Keith Jackson (TE), 1988	869
4. Charle Young (TE), 1973	854
5. Jeremy Maclin, 2009	773
6. Fred Barnett, 1990	721
7. Don Looney (E), 1940	707
8. Calvin Williams, 1990	602
9. Reggie Brown, 2005	571
10. Victor Bailey, 1993	545

MOST TOUCHDOWNS, Season

1. Calvin Williams, 1990	9
2. Jordan Matthews, 2014	8
Fred Barnett, 1990	8
Bobby Walston (E), 1951	8
5. Pete Pihos (E), 1947	7
6. Keith Jackson (TE), 1988	6
Charle Young (TE), 1973	6
8. Hal Giancanelli (B), 1953	5
9. Zach Ertz (TE), 2013	4
Jeremy Maclin (WR), 2009	4
Many others	4

TOTAL OFFENSE

MOST SCRIMMAGE YARDS, Season

1. DeSean Jackson (WR), 2008	1,008
2. LeSean McCoy (RB), 2009	945
3. Charle Young (TE), 1973	878
4. Jordan Matthews (WR), 2014	872
5. Keith Jackson (TE), 1988	869
6. Lee Bougness (RB), 1970	802
7. Jeremy Maclin (WR), 2009	766
8. Billy Barnes (RB), 1957	741
9. Fred Barnett (WR), 1990	734
10. Po James (FB), 1972	721

MOST TOUCHDOWNS, Season

1. Calvin Williams (WR), 1990	9
2. Jordan Matthews (WR), 2014	8
Fred Barnett (WR), 1990	8
Bobby Walston (E), 1951	8
Pete Pihos (E), 1947	8
Mel Bleeker (RB), 1944	8
7. Charle Young (TE), 1973	7
Don Johnson (RB), 1953	7
Steve Van Buren (RB), 1944	7
10. Keith Jackson (TE), 1988	6
Hal Giancanelli (B), 1953	6

ALL-TIME REGULAR SEASON ROOKIE RECORDS



SACKS (since 1982)

MOST SACKS, Season

1. Corey Simon (DT), 2000	9.5
2. Derrick Burgess (DE), 2001	6.0
3. Fletcher Cox (DT), 2012	5.5
Mike Mamula (DE), 1995	5.5
5. Trent Cole (DE), 2005	5.0
6. Jerome Brown (DT), 1987	4.0
7. Mike Patterson (DT), 2005	3.5
8. Brandon Graham (DE), 2010	3.0
9. Destiny Vaeao (DT), 2016	2.0
Bennie Logan (DT), 2013	2.0
Nate Allen (S), 2010, 3 others	2.0

INTERCEPTIONS (since 1940)

MOST INTERCEPTIONS, Season

1. Tom Brookshier (DB), 1953	8
Bibbles Bawel (B), 1952	8
3. Herman Edwards (DB), 1977	6
4. Eric Allen (DB), 1988	5
Randy Logan (S), 1973	5
Jerry Norton (DB), 1954	5
Steve Van Buren (B), 1944	5
8. Roynell Young (CB), 1980	4
Brenard Wilson (S), 1979	4
10. Nate Allen (S), 2010, others with	3

PUNT RETURNS

MOST PUNT RETURNS, Season

1. DeSean Jackson, 2008	50
2. Evan Cooper, 1984	40
3. Bibbles Bawel, 1952	34
4. Bill Bradley, 1969	28
5. Damaris Johnson, 2012	26
Tommy McDonald, 1957	26
7. Allen Rossum, 1998	22
8. Jerry Norton, 1954	21
9. Bobby Morse, 1987	20
Billy Walik, 1970	20

MOST PUNT RETURN YARDS, Season

1. DeSean Jackson, 2008	440
2. Damaris Johnson, 2012	291
3. Bibbles Bawel, 1952	261
4. Evan Cooper, 1984	250
5. Steve Van Buren, 1944	230
6. Dexter Wynn, 2004	194
7. Allen Rossum, 1998	187
8. Ernie Steele, 1942	184
9. Bill Bradley, 1969	181
10. Don Stevens, 1952	172

BEST PUNT RETURN AVERAGE, Season

1. Pat McHugh, 1947, 10 returns	15.69
2. Steve Van Buren, 1944, 15	15.33
3. Damaris Johnson, 2012, 22	11.19
4. Dexter Wynn, 2004, 18	10.78
5. Don Stevens, 1952, 16	10.75
6. Jorrick Calvin, 2010, 12	10.42
7. Ken Keller, 1956, 15	9.73
8. Bosh Pritchard, 1942, 11	9.73
9. DeSean Jackson, 2008, 50	8.80
10. Allen Rossum, 1998, 22	8.50
11. Art Powell, 1959, 15	8.27

minimum 10 returns, since 1941

KICKOFF RETURNS

MOST KICKOFF RETURNS, Season

1. Quintin Demps, 2008	52
2. Herman Hunter, 1985	48
3. Duce Staley, 1997	47
4. Brandon Boykin, 2012	45
5. Allen Rossum, 1998	44
6. J.R. Reed, 2004	33
7. Jorrick Calvin, 2010	32
8. Billy Walik, 1970	32
9. Dion Lewis, 2011	31
10. Ted Dean, 1960	26
Al Nelson, 1965	26

MOST KICKOFF RETURN YARDS, Season

1. Quintin Demps, 2008	1,314
2. Duce Staley, 1997	1,139
3. Allen Rossum, 1998	1,080
4. Herman Hunter, 1985	1,047
5. Brandon Boykin, 2012	1,037
6. Billy Walik, 1970	805
7. J.R. Reed, 2004	761
8. Jorrick Calvin, 2010	692
9. Al Nelson, 1965	683
10. Dion Lewis, 2011	669

BEST KICKOFF RETURN AVG, Season

1. Josh Huff, 2014, 14 returns	29.64
2. Tommy McDonald, 1957, 11	27.64
3. Israel Lang, 1964, 13	27.08
4. Art Powell, 1959, 14	27.07
5. Don Stevens, 1952, 16	27.06
6. Wilbert Montgomery, 1977, 23	26.91
7. Al Nelson, 1965, 26	26.27
8. Quintin Demps, 2008, 52	25.27
9. Billy Walik, 1970, 32	25.16
10. Allen Rossum, 1998, 44	24.55

minimum 10 returns, since 1941

KICKING

MOST FIELD GOALS MADE, Season

1. Cody Parkey, 2014	32
2. Paul McFadden, 1984	30
3. Alex Henery, 2011	24
4. Tony Franklin, 1979	23
5. Mark Moseley, 1970	14

MOST FIELD GOAL ATTEMPTS, Season

1. Paul McFadden, 1984	37
2. Cody Parkey, 2014	36
3. Tony Franklin, 1979	31
4. Alex Henery, 2011	27
5. Mark Moseley, 1970	25

BEST FIELD GOAL PERCENTAGE, Season

1. Cody Parkey, 2014, 32-36	88.9
Alex Henery, 2011, 24-27	88.9
3. Paul McFadden, 1984, 30-37	81.1
4. Tony Franklin, 1979, 23-31	74.2
5. Mark Moseley, 1970, 14-25	56.0

MOST KICKING POINTS, Season

1. Cody Parkey, 2014	150
2. Alex Henery, 2011	118
3. Paul McFadden, 1984	116
4. Tony Franklin, 1979	105
5. Mark Moseley, 1970	67

PUNTING

MOST PUNTS, Season

1. John Teltschik, 1986	108
2. Tom Hutton, 1995	85
3. Merritt Kersey, 1974	82
4. Max Runager, 1979	74
Bill Bradley, 1969	74

MOST PUNTING YARDS, Season

1. John Teltschik, 1986	4,493
2. Tom Hutton, 1995	3,682
3. Sav Rocca, 2007	3,066
4. Merritt Kersey, 1974	2,959
5. Bill Bradley, 1969	2,942

BEST GROSS PUNTING AVERAGE, Season

1. Tom Hutton, 1995, 85	43.32
2. Chas Henry, 2011, 66	42.88
3. Sav Rocca, 2007, 73	42.00
4. John Teltschik, 1986, 108	41.60
5. Bill Bradley, 1969, 74	39.76

SUPERLATIVE PERFORMANCES BY ROOKIES



100-YARD RUSHING PERFORMANCES, ROOKIES

PLAYER (GAME)	DATE	YDS (ATT-LG-TD)
1. Bryce Brown vs. Panthers (L)	11/26/2012	178 (19-65t-2)
2. Bryce Brown at Cowboys (L)	12/2/2012	169 (24-39-2)
3. Correll Buckhalter vs. Cardinals (L)	10/7/2001	134 (21-37-0)
4. Steve Van Buren at Bk. Tigers (W)	11/5/1944	129 (12-70t-2)
5. Keith Byars vs. StL. Cardinals (T) OT	12/7/1986	127 (24-32-0)
6. Charlie Garner vs. Redskins (W)	10/9/1994	122 (28-12-0)
7. Don Johnson at Giants (L)	11/29/1953	121 (13-63t-1)
8. Ryan Moats vs. Giants (L) OT	12/11/2005	114 (11-40t-2)
9. Charlie Garner at 49ers (W)	10/2/1994	111 (16-28t-2)
10. Toy Ledbetter at Bal. Colts (W)	10/15/1950	107 (23-14-1)
11. Mike Hogan vs. Seahawks (W)	12/12/1976	104 (19-18-0)
Bosh Pritchard at Bk. Dodgers (W)	11/15/1942	104 (14-26-0)
13. Wilbert Montgomery vs. Jets (W)	12/18/1977	103 (22-27-2)
14. Mike Hogan vs. Redskins (L) OT	9/27/1976	100 (22-32-0)
Don Johnson vs. Bal.Colts (W)	11/15/1953	100 (11-66t-2)

100-YARD RECEIVING PERFORMANCES, ROOKIES

PLAYER (GAME)	DATE	YDS (REC. TD)
1. Don Looney at Redskins (L)	12/1/1940	180 (14, 0)
2. Hank Baskett vs. Falcons (W)	12/31/2006	177 (7, 1)
3. Jeremy Maclin at Cowboys (L)	1/9/2010 - NFC-WC	146 (7, 1)
4. Jeremy Maclin vs. Buccaneers (W)	10/11/2009	142 (6, 2)
Keith Jackson at Bears (L)	12/31/1988 - NFC-D	142 (7, 0)
6. Jordan Matthews vs. Panthers (W)	11/10/2014	138 (7, 2)
7. Don Looney at Cle. Rams (L)	9/22/1940	129 (8, 2)
8. Clyde Scott at Redskins (W)	11/13/1949	127 (4, 1)
9. Herman Hunter vs. LA Rams (W)	10/13/1985	120 (6, 1)
10. Fred Meyer at Redskins (L)	11/1/1942	119 (4, 0)
11. Bobby Walston at Giants (L)	10/21/1951	118 (6, 2)
12. Don Looney at Packers (L)	9/15/1940	115 (8, 1)
13. Fred Barnett vs. Vikings (W)	10/15/1990	114 (4, 1)
14. Charle Young (TE) at Cowboys (L)	11/18/1973	113 (4, 1)
15. Hank Baskett vs. Cowboys (W)	10/8/2006	112 (3, 1)
Fred Barnett at Bills (L)	12/2/1990	112 (2, 1)
Charle Young (TE) at 49ers (L)	12/2/1973	112 (6, 1)
18. DeSean Jackson at Cowboys (L)	9/15/2008	110 (6, 0)
19. Fred Barnett vs. Packers (W)	12/16/1990	108 (5, 0)
Charle Young (TE) vs. Patriots (W)	11/4/1973	108 (8, 2)
Pete Pihos vs. Packers (W)	12/14/1947	108 (4, 1)
22. Jordan Matthews at Packers (L)	11/16/2014	107 (5, 1)
23. DeSean Jackson vs. Rams (W)	9/7/2008	106 (6, 0)
24. Jordan Matthews at Giants (W)	12/28/2014	105 (8, 1)
25. Charle Young (TE) at Redskins (L)	12/16/1973	104 (5, 1)

LONGEST RUSHING TDs, ROOKIES

PLAYER (GAME)	YARDS
1. Herman Hunter (11/24/1985 at Cowboys)	74t
2. John Brewer (10/4/1952 vs. Giants)	71t
3. Steve Van Buren (11/5/1944 at Brooklyn Tigers)	70t
John Kusko (11/22/1936 vs. Bears)	70t
5. LeSean McCoy (11/1/2009 vs. Giants)	66t
Don Johnson (11/15/1953 vs. Baltimore Colts)	66t
7. Bryce Brown (12/26/2012 vs. Panthers)	65t
8. Don Johnson (11/29/1953 at Giants)	63t
9. Ryan Moats (12/18/2005 at Rams)	59t
10. Ken Keller (10/14/1956 at Steelers)	51t

LONGEST KICKOFF RETURNS, ROOKIES

PLAYER	DATE	YARDS
1. Josh Huff vs. Titans (W)	11/23/2014	107t
2. Quintin Demps at Ravens (L)	11/23/2008	100t
3. Wilbert Montgomery vs. Giants (W)	12/11/1977	99t
4. Steve Van Buren vs. Giants (T)	11/12/1944	97t
Bosh Pritchard at Redskins (L)	11/1/1942	97t
6. Art Powell vs. Giants (W)	10/4/1959	95
7. Andre Waters vs. Redskins (W)	11/18/1984	89t
8. Wendell Smallwood at Redskins (L)	10/16/2016	86t
9. Billy Walik at Packers (L)	10/25/1970	82
10. Jim Castiglia vs. Redskins (L)	10/19/1941	72

LONGEST PUNT RETURNS, ROOKIES

PLAYER	DATE	YARDS
1. Damaris Johnson at Cowboys (L)	12/2/2012	98t
2. Clyde Scott at Steelers (W)	10/30/1949	70t
3. Pat McHugh at Boston Yanks (L)	11/23/1947	69t
4. DeSean Jackson vs. Redskins (L)	10/5/2008	68t
5. Bob Shann vs. Lions (L)	12/19/1965	63t
6. Ernie Steele at NY Giants (L)	10/11/1942	62
7. DeSean Jackson vs. Rams (W)	9/7/2008	60
8. Art Powell vs. Steelers (W)	10/11/1959	58t
9. Don Stevens vs. Redskins (W)	11/9/1952	56t
10. Steve Van Buren vs. Boston Yanks (W)	10/22/1944	55t

TOP PASSING PERFORMANCES, ROOKIES

PLAYER (GAME)	YARDS
1. Nick Foles (12/9/2012 at Buccaneers)	381
2. Carson Wentz (11/6/2016 at Giants)	364
3. Nick Foles (12/23/2012 vs. Redskins)	345
4. Carson Wentz (9/25/2016 vs. Steelers)	301
5. Davey O'Brien (11/12/1939 vs. Packers)	289
6. Carson Wentz (9/11/2016 vs. Browns) - first start	278

PLAYER (GAME)	COMPLETIONS
1. Carson Wentz (10/30/2016 at Cowboys)	32
Nick Foles (12/23/2012 vs. Redskins)	32
Nick Foles (12/9/2012 at Buccaneers)	32
4. Carson Wentz (11/6/2016 at Giants)	27
5. Carson Wentz (9/25/2016 vs. Steelers)	23
Mike Boryla (12/8/1974 at NY Giants)	23

PLAYER (GAME)	TOUCHDOWNS
1. Donovan McNabb (1/2/2000 vs. StL. Rams)	3
Sonny Jurgensen (11/24/1957 vs. Redskins)	3
3. many times	2

LONGEST RECEIVING TDs, ROOKIES

PLAYER (GAME)	YARDS
1. Fred Barnett (12/2/1990 at Bills)	95t
2. Hank Baskett (12/31/2006 vs. Falcons)	89t
3. Hank Baskett (10/8/2006 vs. Cowboys)	87t
4. Kenny Jackson (10/21/1984 vs. NY Giants)	83t
5. Charle Young (11/18/1973 at Cowboys)	80t
6. Mel Bleeker (10/22/1944 vs. Boston Yanks)	75t
7. Glen Young (11/6/1983 vs. Cowboys)	71t
8. Clyde Scott (11/13/1949 at Redskins)	70t

ALL-TIME 300-YARD PASSING PERFORMANCES



Date	Player/Opponent/Result	Att-Cmp-Yd-TD-INT		
11/6/16	Carson Wentz* at Giants (W)	47-27-364-0-2	11/15/04	Donovan McNabb at Cowboys (W)
9/25/16	Carson Wentz* vs. Steelers (W)	31-23-301-2-0	10/24/04	Donovan McNabb at Browns (W) OT
1/3/16	Sam Bradford at Giants (W)	38-30-320-2-1	9/26/04	Donovan McNabb at Lions (W)
12/26/15	Sam Bradford vs. Redskins (L)	56-37-380-1-0	9/12/04	Donovan McNabb vs. Giants (W)
12/20/15	Sam Bradford vs. Cardinals (L)	41-28-361-2-2	11/16/03	Donovan McNabb vs. Giants (W)
10/11/15	Sam Bradford vs. Saints (W)	45-32-333-2-2	11/2/03	Donovan McNabb at Falcons (W)
9/14/15	Sam Bradford at Falcons (L)	52-36-336-1-2	9/9/01	Donovan McNabb vs. Rams (L)
12/20/14	Mark Sanchez at Redskins (L)	50-37-374-2-1	12/10/00	Donovan McNabb at Browns (W)
11/23/14	Mark Sanchez vs. Titans (W)	43-30-307-1-2	10/1/00	Donovan McNabb vs. Falcons (W)
11/16/14	Mark Sanchez at Packers (L)	44-26-346-2-2	11/30/97	Bobby Hoying vs. Bengals (W)
11/10/14	Mark Sanchez vs. Panthers (W)	37-20-332-2-0	11/24/96	Ty Detmer at Cardinals (L)
10/26/14	Nick Foles at Cardinals (L)	62-36-411-2-2	11/10/96	Ty Detmer vs. Bills (L)
9/21/14	Nick Foles vs. Redskins (W)	41-27-325-3-0	10/27/96	Ty Detmer vs. Panthers (W)
9/15/14	Nick Foles at Colts (W)	37-21-331-1-1	12/24/94	Bubby Brister at Bengals (L)
9/7/14	Nick Foles vs. Jaguars (W)	45-27-322-2-1	12/4/94	R. Cunningham vs. Cowboys (L)
12/15/13	Nick Foles at Vikings (L)	48-30-428-3-1	10/24/94	R. Cunningham vs. Oilers (W)
11/3/13	Nick Foles at Raiders (W)	28-22-406-7-0	9/12/94	R. Cunningham vs. Bears (W)
9/15/13	Michael Vick vs. Chargers (L)	36-23-428-2-0	9/4/94	R. Cunningham at Giants (L)
12/23/12	Nick Foles* vs. Redskins (L)	48-32-345-1-1	1/3/94	Bubby Brister at 49ers (W) OT
12/9/12	Nick Foles* at Buccaneers (W)	51-32-381-2-0	9/19/93	R. Cunningham vs. Redskins (W)
10/14/12	Michael Vick vs. Lions (L)	46-28-311-2-2	12/13/92	R. Cunningham at Seahawks (W) OT
9/16/12	Michael Vick vs. Ravens (W)	32-23-371-1-2	11/10/91	Jim McMahon at Browns (W)
9/9/12	Michael Vick at Browns (W)	56-29-317-2-4	12/18/89	R. Cunningham at Saints (L)
1/1/12	Michael Vick vs. Redskins (W)	39-24-335-3-1	10/2/89	R. Cunningham at Bears (L)
11/27/11	Vince Young vs. Patriots (L)	48-26-400-1-1	9/17/89	R. Cunningham at Redskins (W)
10/9/11	Michael Vick at Bills (L)	40-26-315-2-4	12/31/88	<u>R. Cunningham at Bears (L)</u>
10/2/11	Michael Vick vs. 49ers (L)	46-30-416-2-1	11/6/88	R. Cunningham vs. Rams (W)
12/2/10	Michael Vick vs. Texans (W)	33-22-302-2-1	10/10/88	R. Cunningham vs. Giants (W)
11/28/10	Michael Vick at Bears (L)	44-29-333-2-1	11/29/87	R. Cunningham at Patriots (W) OT
11/15/10	Michael Vick at Redskins (W)	28-20-333-4-0	10/11/87	Scott Tinsley at Cowboys (L)
10/17/10	Kevin Kolb vs. Falcons (W)	29-23-326-3-1	12/15/85	Ron Jaworski at Chargers (L)
12/27/09	Donovan McNabb vs. Broncos (W)	35-20-322-3-1	12/1/85	Ron Jaworski vs. Vikings (L)
12/20/09	Donovan McNabb vs. 49ers (W)	36-21-306-1-2	11/3/85	Ron Jaworski at 49ers (L)
11/15/09	Donovan McNabb at Chargers (L)	55-35-450-2-1	10/20/85	Ron Jaworski vs. Cowboys (W)
9/27/09	Kevin Kolb vs. Chiefs (W)	34-24-327-2-0	12/16/84	Joe Pisarcik at Falcons (L)
9/20/09	Kevin Kolb vs. Saints (L)	51-31-391-2-3	10/28/84	Ron Jaworski vs. Cardinals (L)
1/18/09	<u>Donovan McNabb at Cardinals (L)</u>	47-28-375-3-1	11/27/83	Ron Jaworski at Redskins (L)
1/4/09	<u>Donovan McNabb at Vikings (W)</u>	34-23-300-1-1	9/11/83	Ron Jaworski vs. Redskins (L)
11/16/08	Donovan McNabb at Bengals (T) OT	58-28-339-1-3	9/19/82	Ron Jaworski at Browns (W)
11/2/08	Donovan McNabb at Seahawks (W)	43-28-349-2-1	9/12/82	Ron Jaworski vs. Redskins (L) OT
9/7/08	Donovan McNabb vs. Rams (W)	33-21-361-3-0	10/18/81	Ron Jaworski at Vikings (L)
12/30/07	Donovan McNabb vs. Bills (W)	41-29-345-1-1	12/21/80	Ron Jaworski at Cowboys (L)
11/25/07	A.J. Feeley at Patriots (L)	42-27-345-3-3	11/9/80	Ron Jaworski at Saints (W)
10/28/07	Donovan McNabb at Vikings (W)	36-23-333-1-0	12/16/73	Roman Gabriel at Redskins (L)
9/23/07	Donovan McNabb vs. Lions (W)	26-21-381-4-0	12/2/73	Roman Gabriel at 49ers (L)
12/31/06	A.J. Feeley vs. Falcons (W)	33-22-321-3-0	10/14/73	Roman Gabriel at Cardinals (W)
12/4/06	Jeff Garcia vs. Panthers (W)	39-21-312-3-0	9/19/71	Pete Liske at Bengals (L)
10/22/06	Donovan McNabb at Buccaneers (L)	35-22-302-3-3	9/28/69	Norm Snead vs. Steelers (W)
10/8/06	Donovan McNabb vs. Cowboys (W)	33-18-354-2-0	11/19/67	Norm Snead vs. Saints (W)
9/17/06	Donovan McNabb vs. Giants (L) OT	45-27-350-2-0	10/22/67	Norm Snead at Cardinals (L)
9/10/06	Donovan McNabb at Texans (W)	35-24-314-3-1	9/17/67	Norm Snead vs. Redskins (W)
11/6/05	Donovan McNabb at Redskins (L)	35-22-304-1-1	12/5/65	Norm Snead vs. Cowboys (L)
10/2/05	Donovan McNabb at Chiefs (W)	48-33-369-3-1	11/14/65	Norm Snead vs. Redskins (W)
9/25/05	Donovan McNabb vs. Raiders (W)	52-30-365-2-1	11/7/65	Norm Snead at Browns (L)
9/18/05	Donovan McNabb vs. 49ers (W)	29-23-342-5-0	10/17/65	King Hill at Giants (L)
2/6/05	<u>Donovan McNabb vs. Patriots (L)</u>	51-30-357-3-3	12/13/64	Norm Snead at Cardinals (L)
12/5/04	Donovan McNabb vs. Packers (W)	43-32-464-5-0	10/13/63	Sonny Jurgensen at Redskins (W)
			9/15/63	Sonny Jurgensen vs. Steelers (T)
				27-15-345-4-0
				43-28-376-4-1
				42-29-356-2-0
				36-26-330-4-0
				30-24-314-2-0
				33-21-312-1-0
				48-32-312-2-1
				36-23-390-4-0
				44-30-311-2-1
				42-26-313-4-1
				38-21-322-0-1
				44-26-315-2-1
				38-23-342-1-1
				37-26-325-1-0
				46-29-327-2-1
				24-13-310-2-1
				36-24-311-3-0
				39-20-344-2-0
				43-26-350-3-1
				39-25-360-3-2
				44-27-365-0-1
				43-26-341-3-1
				39-19-306-2-2
				62-32-401-1-4
				46-34-447-5-1
				54-27-407-0-3
				39-22-323-3-0
				41-31-369-3-0
				31-18-314-2-1
				34-24-338-3-0
				48-29-334-1-3
				42-23-320-2-1
				48-24-394-1-3
				35-22-380-1-0
				46-24-334-1-0
				38-22-340-2-3
				36-19-333-3-1
				37-24-326-1-2
				41-25-334-2-1
				38-27-371-2-0
				44-29-330-2-2
				30-18-331-1-0
				32-21-323-3-0
				39-22-302-1-1
				55-28-322-2-1
				45-29-379-3-0
				40-20-301-2-3
				30-22-335-5-1
				27-19-309-4-2
				32-16-321-2-2
				27-18-301-2-0
				43-20-320-0-1
				28-21-311-0-1
				36-18-362-3-2
				41-23-321-3-4
				31-15-301-3-2
				29-17-315-4-2
				26-16-322-3-2

* - denotes rookie

Underline - denotes playoff game

ALL-TIME 300-YARD PASSING PERFORMANCES



<u>Date</u>	<u>Player/Opponent/Result</u>	<u>Att-Cmp-Yd-TD-INT</u>
10/1/61	Sonny Jurgensen vs. Cardinals (L)	36-24-399-3-2
11/16/58	Norm Van Brocklin vs. Cardinals(W)	29-19-318-2-1
10/1/55	Bobby Thomason vs. Redskins (L)	37-25-349-4-0
11/28/54	Adrian Burk vs. Redskins (W)	28-17-345-5-1
12/13/53	Bobby Thomason vs. Browns (W)	35-23-331-3-0
11/15/53	Bobby Thomason vs. Colts (W)	37-18-329-3-5
11/8/53	Bobby Thomason vs. Giants (W)	44-22-437-4-1
12/1/40	Davey O'Brien at Redskins (L)	60-33-316-1-0

* - denotes rookie

Underline - denotes playoff game

MOST 300-YARD PASSING GAMES, Career

1. Donovan McNabb 30
2. Randall Cunningham 13
3. Ron Jaworski..... 12
4. Michael Vick 10
Sonny Jurgensen 10
*includes playoff games

MOST 300-YARD PASSING GAMES, Season

1. Sam Bradford (2015)..... 5
Donovan McNabb (2004)..... 5
Sonny Jurgensen (1961)..... 5
4. Mark Sanchez (2014) 4
Nick Foles (2014) 4
Donovan McNabb (2006 and 2005) 4
Randall Cunningham (1994)..... 4
Ron Jaworski (1985) 4
*regular season only

CONSECUTIVE 300-YARD PASSING GAMES

1. Sam Bradford (2015)..... 3
Mark Sanchez (2014) 3
Nick Foles (2014) 3
Michael Vick (2011-12) 3
Donovan McNabb (2005)..... 3

MOST 400-YARD PASSING GAMES, Career

1. Nick Foles 3
Michael Vick 3
Randall Cunningham 3
Sonny Jurgensen 3
5. Donovan McNabb 2
*includes playoff games

MOST 400-YARD PASSING GAMES, Season

1. Nick Foles (2013) 2
Randall Cunningham (1989)..... 2
Sonny Jurgensen (1961)..... 2
*regular season only

100-100-300 PERFORMANCES IN SAME GAME

<u>Date</u>	<u>100-yd. Rusher (yards)</u>	<u>100-yd. Receiver (yards)</u>	<u>300-yd. Passer (yards)</u>
9/23/07 vs. Det.	Brian Westbrook (110)	Kevin Curtis (221), Brian Westbrook (111)	Donovan McNabb (381)
10/22/06 at TB	Brian Westbrook (101)	Brian Westbrook (113)	Donovan McNabb (302)
10/1/00 vs. Atl.	Brian Mitchell (105)	Torrance Small (122)	Donovan McNabb (311)
12/13/92 at Sea.	Herschel Walker (111)	Fred Barnett (161)	Randall Cunningham (365)
11/29/87 at NE	Anthony Toney (123)	Mike Quick (121)	Randall Cunningham (314)
11/7/65 at Cle.	Timmy Brown (186)	Pete Retzlaff (151)	Norm Snead (362)
11/25/62 vs. Dal.	Timmy Brown (107)	Pete Retzlaff (113), Tommy McDonald (108)	Sonny Jurgensen (342)
11/15/53 vs. Bal.	Don Johnson (100)	Pete Pihos (118), Bobby Walston (110)	Bobby Thomason (329)

ALL-TIME 100-YARD RUSHING PERFORMANCES



Date	Player/Opponent/Result	Att-Yds-LG-TD			
10/19/15	DeMarco Murray vs. Giants (W)	21-112-21-1	11/17/02	Duce Staley vs. Cardinals (W)	31-135-13-0
9/27/15	Ryan Mathews at Jets (W)	24-108-27-0	10/28/02	Duce Staley vs. Giants (W)	24-126-23-0
11/27/14	LeSean McCoy at Cowboys (W)	25-159-38t-1	10/28/02	Donovan McNabb vs. Giants (W)	8-107-40t-1
11/23/14	LeSean McCoy vs. Titans (W)	21-130-53-1	10/20/02	Duce Staley vs. Buccaneers (W)	24-152-57-0
11/2/14	LeSean McCoy at Texans (W)	24-117-26-0	10/6/02	Donovan McNabb at Jaguars (L)	12-100-26-1
10/12/14	LeSean McCoy vs. Giants (W)	22-149-28-0	11/18/01	Duce Staley at Cowboys (W)	26-102-18-0
12/29/13	LeSean McCoy at Cowboys (W)	27-131-20-0	11/11/01	Duce Staley vs. Vikings (W)	17-146-44t-1
12/22/13	LeSean McCoy vs. Bears (W)	18-133-19-2	10/7/01	Correll Buckhalter* vs. Cardinals (L)	21-134-37-0
12/22/13	Bryce Brown vs. Bears (W)	9-115-65t-1	11/26/00	Donovan McNabb at Redskins (W)	11-125-54-1
12/8/13	LeSean McCoy vs. Lions (W)	29-217-57t-2	10/1/00	Brian Mitchell vs. Falcons (W)	2-105-85t-1
11/10/13	LeSean McCoy at Packers (W)	25-155-30-0	9/3/00	Duce Staley at Cowboys (W)	26-201-60-1
10/13/13	LeSean McCoy at Buccaneers (W)	25-116-19-0	11/14/99	Duce Staley vs. Redskins (W)	28-122-20t-1
9/19/13	LeSean McCoy vs. Chiefs (L)	20-158-41t-1	11/7/99	Duce Staley at Panthers (L)	17-140-29-1
9/9/13	LeSean McCoy at Redskins (W)	31-184-34t-1	10/17/99	Duce Staley at Bears (W)	23-101-26-0
12/2/12	Bryce Brown* at Cowboys (L)	24-169-39-2	10/10/99	Duce Staley vs. Cowboys (W)	22-110-19-0
11/26/12	Bryce Brown* vs. Panthers (L) - first start	19-178-65t-2	9/12/99	Duce Staley vs. Cardinals (L)	21-111-24t-1
11/5/12	LeSean McCoy at Saints (L)	19-119-34-0	12/13/98	Duce Staley vs. Cardinals (L) OT	30-141-30t-1
9/30/12	LeSean McCoy vs. Giants (W)	23-123-34-0	11/8/98	Charlie Garner vs. Lions (W)	16-129-40-1
9/9/12	LeSean McCoy at Browns (W)	20-110-22-0	12/21/97	Charlie Garner at Redskins (L)	18-115-26-2
12/18/11	LeSean McCoy vs. Jets (W)	18-102-33t-3	10/5/97	Ricky Watters vs. Redskins (W)	31-104-13-2
11/20/11	LeSean McCoy at Giants (W)	23-113-60-0	9/15/97	Ricky Watters at Cowboys (L)	20-106-20-0
10/30/11	LeSean McCoy vs. Cowboys (W)	30-185-34-2	12/1/96	Ricky Watters vs. Giants (W)	29-104-11-0
10/16/11	LeSean McCoy at Redskins (W)	28-126-21-1	11/3/96	Ricky Watters at Cowboys (W)	24-116-17-1
9/25/11	LeSean McCoy vs. Giants (L)	24-128-21-1	10/20/96	Ricky Watters vs. Dolphins (W)	25-173-49t-1
9/11/11	LeSean McCoy at Rams (W)	15-122-49t-1	10/13/96	Ricky Watters at Giants (W)	27-110-11-0
12/19/10	Michael Vick (QB) at Giants (W)	10-130-35-1	9/22/96	Ricky Watters at Falcons (W)	26-121-56t-2
12/12/10	LeSean McCoy at Cowboys (W)	16-149-56-0	9/15/96	Ricky Watters vs. Lions (W)	27-153-52-1
11/21/10	LeSean McCoy vs. Giants (W)	14-111-50t-1	12/10/95	Ricky Watters vs. Cowboys (W)	33-112-15-1
11/15/10	Jerome Harrison at Redskins (W)	11-109-50t-1	11/26/95	Ricky Watters at Redskins (W)	25-124-25-2
9/19/10	LeSean McCoy at Lions (W)	16-120-46t-3	10/15/95	Ricky Watters at Giants (W)	30-122-14-1
9/12/10	Michael Vick (QB) vs. Packers (L)	11-103-31-0	10/8/95	Ricky Watters vs. Redskins (W) OT	25-139-24-0
12/7/08	Brian Westbrook at Giants (W)	33-131-30t-1	10/8/95	Charlie Garner vs. Redskins (W) OT	9-120-55t-3
11/27/08	Brian Westbrook vs. Cardinals (W)	22-110-17-2	10/9/94	Charlie Garner* vs. Redskins (W)	28-122-12-0
10/26/08	Brian Westbrook vs. Falcons (W)	22-167-39t-2	10/2/94	Charlie Garner* at 49ers (W)	16-111-28t-2
12/23/07	Brian Westbrook at Saints (W)	17-100-21-0	1/3/93	<u>Heath Sherman at Saints (W)</u>	21-105-16-1
12/9/07	Brian Westbrook vs. Giants (L)	20-116-21-0	12/27/92	Herschel Walker vs. Giants (W)	16-104-38-0
11/18/07	Brian Westbrook vs. Dolphins (W)	32-148-36-0	12/13/92	Herschel Walker at Seahawks (W) OT	23-111-18-1
11/11/07	Brian Westbrook at Redskins (W)	20-100-13-1	12/6/92	Randall Cunningham vs. Vikings (W)	12-121-30-2
10/14/07	Brian Westbrook at Jets (W)	20-120-22-0	11/22/92	Heath Sherman at Giants (W)	17-109-30t-1
9/30/07	Correll Buckhalter at Giants (L)	17-103-17-0	10/25/92	Herschel Walker vs. Cardinals (W)	20-112-36-0
9/23/07	Brian Westbrook vs. Lions (W)	14-110-25t-2	9/13/92	Herschel Walker at Cardinals (W)	28-115-20-0
1/13/07	<u>Brian Westbrook at Saints (L)</u>	13-116-62t-2	9/6/92	Herschel Walker vs. Saints (W)	26-112-32-0
1/7/07	<u>Brian Westbrook vs. Giants (W)</u>	20-141-49-1	11/12/90	Heath Sherman vs. Redskins (W)	35-124-22-0
12/25/06	Brian Westbrook at Cowboys (W)	26-122-16-0	11/4/90	Randall Cunningham vs. Patriots (W)	8-124-52t-1
11/26/06	Brian Westbrook at Colts (L)	20-124-21-1	11/4/90	Heath Sherman vs. Patriots (W)	24-113-17-0
11/19/06	Brian Westbrook vs. Titans (L)	22-102-27-0	9/23/90	Anthony Toney at Rams (W)	24-103-20-0
11/12/06	Brian Westbrook vs. Redskins (W)	22-113-21-0	12/27/87	Keith Byars vs. Bills (W)	23-102-22-0
10/22/06	Brian Westbrook at Buccaneers (L)	13-101-23-0	11/29/87	Anthony Toney at Patriots (W) OT	24-123-36-1
9/24/06	Brian Westbrook at 49ers (W)	8-117-71t-2	12/7/86	Keith Byars* vs. Cardinals (T) OT	24-127-32-0
12/11/05	Ryan Moats* vs. Giants (L) OT	11-114-40t-2	11/16/86	Randall Cunningham vs. Lions (L)	14-110-20-0
11/27/05	Brian Westbrook vs. Packers (W)	20-120-27t-1	12/22/85	Earnest Jackson at Vikings (W)	25-106-59-2
10/3/04	Brian Westbrook at Bears (W)	22-119-29-0	11/17/85	Earnest Jackson at Cardinals (W)	34-162-51t-1
9/12/04	Brian Westbrook vs. Giants (W)	17-119-50-0	10/13/85	Earnest Jackson vs. Cardinals (W)	27-103-13-0
1/11/04	<u>Donovan McNabb vs. Packers (W)</u>	11-107-41-0	12/9/84	Wilbert Montgomery vs. Patriots (W)	19-100-14-1
12/7/03	Correll Buckhalter vs. Cowboys (W)	13-115-64t-1	12/19/82	Wilbert Montgomery vs. Oilers (W)	17-147-90t-3
10/26/03	Correll Buckhalter vs. Jets (W)	15-100-21-2	12/20/81	Wilbert Montgomery vs. Cardinals (W)	13-108-41-1
12/8/02	Duce Staley at Seahawks (W)	21-100-21t-1	12/6/81	Wilbert Montgomery at Redskins (L)	27-116-13-0
			11/22/81	Wilbert Montgomery vs. Giants (L)	25-102-24-0

* - denotes rookie

Underline - denotes playoff game

ALL-TIME 100-YARD RUSHING PERFORMANCES



Date	Player/Opponent/Result	Att-Yds-LG-TD		
10/25/81	Wilbert Montgomery vs. Buccaneers (W)	22-119-12-1	11/27/49	Steve Van Buren vs. Steelers (W) 27-205-41-0
9/17/81	Wilbert Montgomery at Bills (W)	27-125-15-0	11/20/49	Steve Van Buren vs. NY Bulldogs (W) 35-174-38-2
9/13/81	Wilbert Montgomery vs. Patriots (W)	18-137-41-0	10/30/49	Steve Van Buren at Steelers (W) 17-103-31-2
1/11/81	<u>Wilbert Montgomery vs. Cowboys (W)</u>	26-194-55-1	10/23/49	Bosh Pritchard vs. Redskins (W) 11-128-77-1
9/14/80	Wilbert Montgomery at Vikings (W)	20-169-72t-2	10/3/49	Steve Van Buren at Lions (W) 33-135-12-2
12/2/79	Wilbert Montgomery vs. Lions (W)	22-108-20-1	11/21/48	Steve Van Buren vs. Redskins (W) 29-171-21-1
11/25/79	Leroy Harris at Packers (W)	9-137-80-0	11/14/48	Steve Van Buren vs. Boston Yanks (W) 16-137-28-0
11/18/79	Wilbert Montgomery vs. Cardinals (W)	26-118-52-0	11/7/48	Steve Van Buren at Giants (W) 25-143-20-2
11/12/79	Wilbert Montgomery at Cowboys (W)	25-127-37t-1	10/31/48	Steve Van Buren at Steelers (W) 22-109-21-1
11/4/79	Wilbert Montgomery vs. Browns (L)	30-197-62t-1	11/2/47	Steve Van Buren at Redskins (W) 17-138-37-2
10/14/79	Wilbert Montgomery at Cardinals (W)	25-117-13-1	10/19/47	Steve Van Buren at Steelers (L) 21-133-45-0
10/7/79	Wilbert Montgomery vs. Redskins (W)	22-127-24-3	10/5/47	Steve Van Buren vs. Giants (W) 16-105-28-0
9/23/79	Wilbert Montgomery at Giants (W)	29-126-12-0	11/24/46	Steve Van Buren vs. Redskins (L) 25-130-58-0
12/17/78	Wilbert Montgomery vs. Giants (W)	25-130-47-2	12/9/45	Steve Van Buren vs. Boston Yanks (W) 22-100-29-3
12/17/78	Mike Hogan vs. Giants (W)	22-100-18-0	12/2/45	Steve Van Buren at Giants (L) 19-100-32-2
12/3/78	Wilbert Montgomery at Vikings (L)	24-115-36-1	11/18/45	Steve Van Buren vs. Steelers (W) 19-107-24-2
10/15/78	Wilbert Montgomery vs. Redskins (W)	25-125-24-1	11/11/45	Steve Van Buren vs. Giants (W) 19-129-28-2
10/1/78	Wilbert Montgomery at Colts (W)	25-144-14-1	11/5/44	Steve Van Buren* at Tigers (W) 12-129-70-2
9/24/78	Wilbert Montgomery vs. Dolphins (W)	25-111-12-0	11/28/43	Jack Hinkle at Redskins (W) 26-117-14-1
9/17/78	Wilbert Montgomery at Saints (W)	18-104-19-0	11/21/43	Jack Hinkle vs. Lions (W) 13-132-56-1
12/18/77	Wilbert Montgomery* vs. Jets (W)	22-103-27-2	11/15/42	Bosh Pritchard* at Dodgers (W) 14-104-26-0
10/9/77	Herb Lusk at Giants (W)	17-117-70-2	9/13/36	Swede Hanson vs. Giants (W) 15-107-NA-0
12/12/76	Tom Sullivan vs. Seahawks (W)	23-121-26-2	11/11/34	Swede Hanson vs. Dodgers (L) 17-118-NA-0
12/12/76	Mike Hogan* vs. Seahawks (W)	19-104-18-0	11/6/34	Swede Hanson vs. Reds (W) 18-190-NA-2
9/27/76	Mike Hogan* vs. Redskins (L) OT	22-100-32-0	9/16/34	Swede Hanson at Packers (L) 13-116-NA-1
11/25/73	Tom Sullivan vs. Giants (W)	32-156-27-1		
10/7/73	Tom Sullivan at Bills (L)	26-155-30-0		
10/7/73	Norm Bulaich at Bills (L)	13-104-20-0		
9/23/73	Tom Sullivan at Giants (T)	18-100-14-1		
12/21/69	Cyril Pinder at 49ers (L)	25-128-29-1		
12/7/69	Tom Woodeshick vs. Redskins (L)	20-102-21-0		
11/16/69	Tom Woodeshick vs. Rams (L)	25-130-21-1		
12/8/68	Tom Woodeshick vs. Saints (W)	18-122-30-1		
9/22/68	Tom Woodeshick vs. Giants (L)	15-129-54-1		
10/29/67	Tom Woodeshick vs. Cowboys (W)	20-101-26-1		
10/8/67	Tom Woodeshick at Falcons (W)	20-129-41-1		
12/18/66	Tom Woodeshick at Redskins (W)	27-105-21-2		
12/4/66	Jack Concannon vs. Steelers (W)	15-129-29-1		
10/23/66	Timmy Brown at Giants (W)	21-100-24-0		
9/18/66	Izzy Lang vs. Falcons (W)	16-114-39-1		
11/28/65	Timmy Brown at Cardinals (W)	18-180-43-1		
11/7/65	Timmy Brown at Browns (L)	16-186-54-1		
11/22/64	Earl Gros vs. Cardinals (L)	21-103-22-0		
11/15/64	Earl Gros at Cowboys (W)	16-118-47-0		
10/18/64	Ollie Matson at Giants (W)	19-100-54-2		
10/11/64	Timmy Brown at Redskins (L)	14-101-36-2		
10/4/64	Timmy Brown vs. Steelers (W)	16-116-33-0		
10/4/64	Earl Gros vs. Steelers (W)	19-129-47-0		
11/25/62	Timmy Brown vs. Cowboys (W)	17-107-22-2		
10/23/60	Clarence Peaks at Browns (W)	13-102-57-0		
11/1/59	Bill Barnes vs. Redskins (W)	13-163-61-1		
10/25/59	Bill Barnes at Cardinals (W)	23-111-22-2		
11/29/53	Don Johnson* at Giants (L)	13-121-63-1		
11/15/53	Don Johnson* vs. Colts (W)	11-100-66-2		
12/2/51	Frank Ziegler at Redskins (W)	20-136-28-0		
11/19/50	Frank Ziegler vs. Cardinals (L)	18-113-52-0		
11/12/50	Steve Van Buren at Redskins (W)	23-108-23-1		
10/15/50	Toy Ledbetter* at Colts (W)	23-107-14-1		
10/7/50	Frank Ziegler vs. Rams (W)	17-106-38-1		
12/18/49	<u>Steve Van Buren at Rams (W)</u>	31-196-49-0		

* - denotes rookie
Underline - denotes playoff game

MOST 100-YARD RUSHING GAMES, Career

1. Wilbert Montgomery..... 26
2. LeSean McCoy..... 23
3. Brian Westbrook..... 20
4. Steve Van Buren..... 19
5. Duce Staley..... 13

*includes playoff games

MOST 200-YARD RUSHING GAMES, Career

- 1t. LeSean McCoy, Duce Staley and Steve Van Buren .. 1

MOST 100-YARD RUSHING GAMES, Season

1. Wilbert Montgomery (1981)..... 8
2. LeSean McCoy (2013)..... 7
- Wilbert Montgomery (1979)..... 7
4. LeSean McCoy (2011)..... 6
- Brian Westbrook (2007)..... 6
- Brian Westbrook (2006)..... 6
- Ricky Watters (1996)..... 6
- Wilbert Montgomery (1978)..... 6

*regular season only

ALL-TIME 100-YARD RECEIVING PERFORMANCES



Date	Player/Opponent/Result	Yds (Rec, TD)			
9/25/16	Darren Sproles (RB) vs. Steelers (W)	128 (6, 1)	9/27/09	DeSean Jackson vs. Chiefs (W)	149 (6, 1)
9/11/16	Jordan Matthews vs. Browns (W)	114 (7, 1)	9/27/09	Brent Celek (TE) vs. Chiefs (W)	104 (8, 1)
1/3/16	Zach Ertz (TE) at Giants (W)	152 (9, 0)	9/20/09	Brent Celek (TE) vs. Saints (L)	104 (8, 0)
12/26/15	Zach Ertz (TE) vs. Redskins (L)	122 (13, 0)	9/20/09	DeSean Jackson vs. Saints (L)	101 (4, 1)
12/26/15	Jordan Matthews vs. Redskins (L)	104 (6, 1)	1/18/09	<u>Kevin Curtis at Cardinals (L)</u>	122 (4, 0)
12/20/15	Jordan Matthews vs. Cardinals (L)	159 (8, 1)	12/15/08	Jason Avant vs. Browns (W)	101 (5, 0)
11/15/15	Brent Celek (TE) vs. Dolphins (L)	134 (4, 0)	11/2/08	Brent Celek (TE) at Seahawks (W)	131 (6, 0)
11/8/15	Jordan Matthews at Cowboys (W)	133 (9, 1)	9/15/08	DeSean Jackson* at Cowboys (L)	110 (6, 0)
9/14/15	Jordan Matthews at Falcons (L)	102 (10, 0)	9/7/08	Hank Baskett vs. Rams (W)	102 (2, 1)
12/28/14	Jordan Matthews* at Giants (W)	105 (8, 1)	9/7/08	DeSean Jackson* vs. Rams (W) - first start	106 (6, 0)
12/20/14	Zach Ertz (TE) at Redskins (L)	115 (15, 0)	9/7/08	Greg Lewis vs. Rams (W)	104 (5, 0)
11/27/14	Jeremy Maclin at Cowboys (W)	108 (8, 0)	12/2/07	Kevin Curtis vs. Seahawks (L)	111 (6, 1)
11/16/14	Jordan Matthews* at Packers (L)	107 (5, 1)	10/28/07	Reggie Brown at Vikings (W)	105 (8, 0)
11/10/14	Jordan Matthews* vs. Panthers (W)	138 (7, 2)	10/14/07	Kevin Curtis at Jets (W)	121 (5, 1)
11/10/14	Brent Celek (TE) vs. Panthers (W)	116 (5, 0)	9/23/07	Kevin Curtis vs. Lions (W)	221 (11, 3)
11/2/14	Jeremy Maclin at Texans (W)	158 (6, 2)	9/23/07	Brian Westbrook (RB) vs. Lions (W)	111 (5, 1)
10/26/14	Jeremy Maclin at Cardinals (L)	187 (12, 2)		Westbrook also 14-110-2TDs rushing	
9/21/14	Jeremy Maclin vs. Redskins (W)	154 (8, 1)	1/13/07	<u>Donté Stallworth at Saints (L)</u>	100 (3, 1)
9/15/14	Darren Sproles (RB) at Colts (W)	152 (7, 0)	12/31/06	Hank Baskett* vs. Falcons (W)	177 (7, 1)
12/15/13	DeSean Jackson at Vikings (L)	195 (10, 1)	12/4/06	Donté Stallworth vs. Panthers (W)	111 (4, 1)
11/10/13	Riley Cooper at Packers (W)	102 (3, 2)	11/12/06	Donté Stallworth vs. Redskins (W)	139 (6, 1)
11/3/13	DeSean Jackson at Raiders (W)	150 (5, 1)	10/22/06	Brian Westbrook (RB) at Bucs (L)	113 (7, 1)
11/3/13	Riley Cooper at Raiders (W)	139 (5, 3)		Westbrook also 13-101-0TDs rushing	
10/13/13	Riley Cooper at Buccaneers (W)	120 (4, 1)	10/15/06	Reggie Brown at Saints (W)	121 (6, 1)
10/6/13	DeSean Jackson at Giants (W)	132 (7, 1)	10/8/06	Hank Baskett* vs. Cowboys (W)	112 (3, 1)
9/15/13	DeSean Jackson vs. Chargers (L)	193 (9, 1)	9/24/06	Reggie Brown at 49ers (W)	106 (5, 0)
9/15/13	LeSean McCoy (RB) vs. Chargers (L)	114 (5, 0)	9/17/06	L.J. Smith (TE) vs. Giants (L) OT	111 (7, 0)
9/9/13	DeSean Jackson at Redskins (W)	104 (7, 1)	9/10/06	Donté Stallworth at Texans (W)	141 (6, 1)
12/23/12	Jeremy Maclin vs. Redskins (L)	116 (8, 1)	10/30/05	Terrell Owens at Broncos (L)	154 (3, 1)
12/9/12	Jason Avant at Buccaneers (W)	133 (7, 0)	10/2/05	Terrell Owens at Chiefs (W)	171 (11, 1)
12/9/12	Jeremy Maclin at Buccaneers (W)	104 (9, 1)	9/25/05	Brian Westbrook (RB) vs. Raiders (W)	140 (6, 1)
11/5/12	DeSean Jackson at Saints (L)	100 (3, 1)	9/18/05	L.J. Smith (TE) vs. 49ers (W)	119 (9, 1)
10/14/12	Jeremy Maclin vs. Lions (L)	130 (6, 1)	9/18/05	Terrell Owens vs. 49ers (W)	143 (5, 2)
9/16/12	Brent Celek (TE) vs. Ravens (W)	157 (8, 0)	9/12/05	Terrell Owens at Falcons (L)	112 (7, 0)
9/16/12	DeSean Jackson vs. Ravens (W)	114 (7, 0)	2/6/05	<u>Terrell Owens vs. Patriots (L)</u>	122 (9, 0)
1/1/12	Jeremy Maclin vs. Redskins (W)	105 (8, 0)	12/5/04	Terrell Owens vs. Packers (W)	161 (8, 1)
12/18/11	Brent Celek (TE) vs. Jets (W)	156 (5, 1)	12/5/04	Brian Westbrook (RB) vs. Packers (W)	156 (11, 3)
11/27/11	Jason Avant vs. Patriots (L)	110 (8, 1)	11/21/04	Todd Pinkston vs. Redskins (W)	106 (5, 0)
10/16/11	Jeremy Maclin at Redskins (W)	101 (5, 0)	11/15/04	Terrell Owens at Cowboys (W)	134 (6, 3)
10/9/11	Jason Avant at Bills (L)	139 (9, 0)	10/31/04	Terrell Owens vs. Ravens (W)	101 (8, 1)
10/2/11	DeSean Jackson vs. 49ers (L)	171 (6, 0)	10/24/04	Terrell Owens at Browns (W) OT	109 (4, 2)
9/18/11	Jeremy Maclin at Falcons (L)	171 (13, 2)	10/24/04	Todd Pinkston at Browns (W) OT	100 (6, 0)
9/11/11	DeSean Jackson at Rams (W)	102 (6, 1)	10/17/04	Terrell Owens vs. Panthers (W)	123 (4, 0)
12/12/10	DeSean Jackson at Cowboys (W)	210 (4, 1)	10/3/04	Terrell Owens at Bears (W)	110 (8, 1)
11/21/10	Jeremy Maclin vs. Giants (W)	120 (9, 0)	9/26/04	Terrell Owens at Lions (W)	107 (6, 1)
11/7/10	DeSean Jackson vs. Colts (W)	109 (7, 1)	12/21/03	Todd Pinkston vs. 49ers (L) OT	121 (5, 1)
10/17/10	Jeremy Maclin vs. Falcons (W)	159 (7, 2)	9/22/02	Antonio Freeman vs. Cowboys (W)	118 (6, 1)
10/3/10	LeSean McCoy (RB) vs. Redskins (L)	110 (12, 0)	9/16/02	James Thrash at Redskins (W)	107 (6, 1)
9/26/10	DeSean Jackson at Jaguars (W)	153 (5, 1)	12/30/01	James Thrash vs. Giants (W)	143 (7, 1)
9/19/10	DeSean Jackson at Lions (W)	135 (4, 1)	12/22/01	Duce Staley (RB) at 49ers (L)	103 (9, 0)
1/9/10	<u>Jeremy Maclin* at Cowboys (L)</u>	146 (7, 1)	9/23/01	James Thrash at Seahawks (W)	165 (10, 2)
12/27/09	Brent Celek (TE) vs. Broncos (W)	121 (4, 1)	12/10/00	Chad Lewis (TE) at Browns (W)	100 (5, 0)
12/20/09	DeSean Jackson vs. 49ers (W)	140 (6, 1)	10/1/00	Torrance Small vs. Falcons (W)	122 (4, 1)
12/13/09	DeSean Jackson at Giants (W)	178 (6, 1)	10/31/99	Torrance Small vs. Giants (L) OT	119 (4, 1)
11/22/09	DeSean Jackson at Bears (W)	107 (8, 1)	11/30/97	Irving Fryar vs. Bengals (W)	122 (7, 0)
11/15/09	Jason Avant at Chargers (L)	156 (8, 0)	11/23/97	Irving Fryar vs. Steelers (W)	116 (7, 1)
10/11/09	Jeremy Maclin* vs. Buccaneers (W)	142 (6, 2)	11/10/97	Irving Fryar vs. 49ers (L)	138 (9, 0)
			10/12/97	Irving Fryar at Jaguars (L)	124 (10, 3)

* - denotes rookie

Underline - denotes playoff game

ALL-TIME 100-YARD RECEIVING PERFORMANCES



Date	Player/Opponent/Result	Yds (Rec, TD)			
12/30/95	<u>Fred Barnett vs. Lions (W)</u>	109 (8, 1)	9/2/84	Mike Quick at Giants (L)	147 (8, 1)
12/17/95	Calvin Williams vs. Cardinals (W)	105 (7, 1)	12/18/83	Harold Carmichael at Cardinals (L)	102 (5, 0)
11/12/95	Fred Barnett vs. Broncos (W)	105 (7, 0)	11/27/83	Melvin Hoover at Redskins (L)	128 (4, 0)
12/24/94	Calvin Williams at Bengals (L)	122 (6, 0)	11/27/83	Mike Quick at Redskins (L)	104 (5, 2)
11/6/94	Fred Barnett vs. Cardinals (W)	173 (11, 2)	11/6/83	Mike Quick vs. Cowboys (L)	120 (7, 1)
10/24/94	Fred Barnett vs. Oilers (W)	187 (5, 1)	10/2/83	Mike Quick at Falcons (W)	122 (4, 1)
10/2/94	Calvin Williams at 49ers (W)	122 (9, 0)	9/25/83	Mike Quick vs. Cardinals (L)	133 (6, 0)
9/12/94	Fred Barnett vs. Bears (W)	102 (8, 0)	9/18/83	Mike Quick at Broncos (W)	152 (6, 1)
1/3/94	James Joseph (RB) at 49ers (W) OT	109 (6, 0)	9/11/83	Mike Quick vs. Redskins (L)	106 (4, 1)
12/19/93	Calvin Williams at Colts (W)	105 (6, 1)	9/11/83	Harold Carmichael vs. Redskins (L)	108 (9, 0)
12/12/93	Herschel Walker (RB) vs. Bills (L)	109 (11, 0)	11/28/82	Harold Carmichael at Redskins (L)	109 (6, 1)
11/28/93	Herschel Walker (RB) at Redskins (W)	103 (10, 0)	9/19/82	Harold Carmichael at Browns (W)	100 (6, 0)
9/19/93	Calvin Williams vs. Redskins (W)	181 (8, 3)	11/8/81	Harold Carmichael at Cardinals (W)	103 (5, 2)
1/3/93	<u>Fred Barnett at Saints (W)</u>	102 (4, 2)	11/1/81	Harold Carmichael vs. Cowboys (L)	151 (5, 1)
12/13/92	Fred Barnett at Seahawks (W) OT	161 (9, 0)	10/18/81	Harold Carmichael at Vikings (L)	109 (8, 1)
9/20/92	Fred Barnett vs. Broncos (W)	102 (5, 1)	10/18/81	Wilbert Montgomery (RB) at Vikings (L)	143 (10, 1)
9/20/92	Calvin Williams vs. Broncos (W)	108 (5, 2)	12/14/80	Charles Smith vs. Cardinals (W)	134 (7, 0)
9/13/92	Fred Barnett at Cardinals (W)	193 (8, 2)	11/9/80	Charles Smith at Saints (W)	137 (9, 0)
11/17/91	Fred Barnett vs. Bengals (W)	108 (6, 0)	11/2/80	Charles Smith at Seahawks (W)	109 (5, 1)
11/10/91	Fred Barnett at Browns (W)	146 (8, 1)	9/28/80	Harold Carmichael at Cardinals (L)	108 (5, 0)
9/22/91	Roy Green vs. Steelers (W)	114 (6, 0)	9/7/80	Harold Carmichael vs. Broncos (W)	135 (3, 1)
9/15/91	Fred Barnett at Cowboys (W)	111 (7, 1)	12/23/79	<u>Harold Carmichael vs. Bears (W)</u>	111 (6, 2)
9/1/91	Keith Byars (RB) at Packers (W)	111 (8, 1)	9/10/79	Harold Carmichael vs. Falcons (L)	127 (9, 0)
1/5/91	<u>Keith Jackson (TE) vs. Redskins (L)</u>	116 (5, 0)	12/24/78	<u>Charlie Smith at Falcons (L)</u>	108 (7, 0)
12/16/90	Fred Barnett* vs. Packers (W)	108 (5, 0)	12/3/78	Harold Carmichael at Vikings (L)	115 (4, 2)
12/2/90	Fred Barnett* at Bills (L)	112 (2, 1)	11/19/78	Harold Carmichael at Giants (W)	105 (5, 0)
11/25/90	Keith Byars (RB) vs. Giants (W)	128 (8, 0)	10/29/78	Harold Carmichael vs. Cardinals (L)	126 (7, 1)
10/15/90	Fred Barnett* vs. Vikings (W)	114 (4, 1)	10/22/78	Keith Krepfle (TE) at Cowboys (L)	100 (4, 1)
9/30/90	Keith Byars (RB) vs. Colts (L)	133 (12, 0)	10/30/77	Harold Carmichael at Redskins (L)	116 (4, 1)
12/18/89	Keith Byars (RB) at Saints (L)	109 (6, 0)	11/9/75	Charles Smith vs. Cardinals (L)	102 (7, 0)
10/2/89	Cris Carter at Bears (L)	113 (8, 0)	12/8/74	Charle Young (TE) at Giants (W)	103 (9, 1)
9/17/89	Keith Byars (RB) at Redskins (W)	130 (8, 0)	11/17/74	Charle Young (TE) vs. Cardinals (L)	101 (7, 0)
9/17/89	Keith Jackson (TE) at Redskins (W)	126 (12, 3)	12/16/73	Harold Carmichael at Redskins (L)	111 (4, 0)
9/10/89	Mike Quick vs. Seahawks (W)	140 (6, 1)	12/16/73	Charle Young* (TE) at Redskins (L)	104 (5, 1)
12/31/88	<u>Keith Byars (RB) at Bears (L)</u>	103 (9, 0)	12/9/73	Harold Carmichael vs. Jets (W)	146 (5, 1)
12/31/88	<u>Keith Jackson* (TE) at Bears (L)</u>	142 (7, 0)	12/2/73	Charle Young* (TE) at 49ers (L)	112 (6, 1)
10/10/88	Cris Carter vs. Giants (W)	162 (5, 1)	11/18/73	Charle Young* (TE) at Cowboys (L)	113 (4, 1)
9/18/88	Mike Quick at Redskins (L)	105 (4, 1)	11/11/73	Harold Carmichael vs. Falcons (L)	105 (6, 1)
12/20/87	Mike Quick at Jets (W)	148 (6, 2)	11/4/73	Charle Young* (TE) vs. Patriots (W)	108 (8, 2)
11/29/87	Mike Quick at Patriots (W) OT	121 (5, 2)	10/14/73	Harold Carmichael at Cardinals (W)	187 (12, 2)
10/18/87	Otis Grant at Packers (L) OT	135 (7, 0)	9/30/73	Norm Bulaich vs. Redskins (L)	109 (6, 1)
10/11/87	Kevin Bowman at Cowboys (L)	123 (5, 1)	9/23/73	Harold Carmichael at Giants (T)	103 (5, 1)
12/7/86	Mike Quick vs. Cardinals (T) OT	127 (5, 0)	12/17/72	Harold Carmichael at Cardinals (L)	100 (5, 1)
11/30/86	Mike Quick at Raiders (W) OT	145 (8, 3)	11/26/72	Harold Jackson at Giants (L)	152 (5, 1)
9/21/86	Kenny Jackson vs. Broncos (L)	127 (5, 1)	10/2/72	Harold Jackson vs. Giants (L)	138 (9, 0)
12/1/85	Mike Quick vs. Vikings (L)	127 (8, 1)	9/24/72	Harold Jackson vs. Browns (L)	131 (7, 1)
11/10/85	Mike Quick vs. Falcons (W)	145 (3, 1)	9/17/72	Harold Jackson at Cowboys (L)	161 (9, 0)
11/3/85	Mike Quick at 49ers (L)	146 (6, 1)	12/19/71	Harold Jackson at Giants (W)	145 (7, 1)
10/27/85	Mike Quick vs. Bills (W)	117 (8, 1)	12/12/71	Harold Jackson vs. Cardinals (W)	109 (4, 1)
10/20/85	Kenny Jackson vs. Cowboys (W)	134 (6, 1)	11/28/71	Ben Hawkins vs. Redskins (L)	126 (7, 0)
10/13/85	Herman Hunter* (RB) vs. Cardinals (W)	120 (6, 1)	11/21/71	Harold Jackson at Cardinals (W)	117 (8, 1)
10/6/85	John Spagnola (TE) at Saints (L)	124 (12, 2)	9/19/71	Ben Hawkins at Bengals (L)	118 (7, 2)
12/16/84	Mike Quick at Falcons (L)	135 (7, 1)	11/1/70	Ben Hawkins at Cowboys (L)	105 (2, 1)
12/2/84	John Spagnola (TE) vs. Cowboys (L)	114 (11, 0)	10/11/70	Harold Jackson at Giants (L)	194 (7, 2)
11/25/84	Mike Quick at Cardinals (L)	107 (8, 1)	12/7/69	Ben Hawkins vs. Redskins (L)	112 (4, 0)
11/4/84	Mike Quick at Lions (T) OT	110 (5, 1)	11/30/69	Gary Ballman at Saints (L)	119 (4, 1)
10/28/84	Mike Quick vs. Cardinals (L)	170 (6, 1)	11/23/69	Harold Jackson at Cardinals (W)	127 (8, 0)
			11/9/69	Harold Jackson at Redskins (T)	112 (8, 0)

* - denotes rookie

Underline - denotes playoff game

ALL-TIME 100-YARD RECEIVING PERFORMANCES



<u>Date</u>	<u>Player/Opponent/Result</u>	<u>Yds (Rec, TD)</u>			
10/26/69	Harold Jackson vs. Saints (W)	105 (6, 0)	10/1/61	Tommy McDonald vs. Cardinals (L)	187 (11, 0)
10/19/69	Harold Jackson at Cowboys (L)	107 (3, 1)	10/1/61	Bobby Walston vs. Cardinals (L)	127 (2, 0)
10/13/69	Harold Jackson at Colts (L)	138 (8, 1)	12/18/60	Tommy McDonald at Redskins (W)	116 (2, 2)
10/5/69	Gary Ballman vs. Cowboys (L)	108 (5, 0)	12/18/60	Timmy Brown (RB) at Redskins (W)	128 (5, 1)
9/28/69	Ben Hawkins vs. Steelers (W)	145 (7, 4)	12/18/60	Pete Retzlaff at Redskins (W)	110 (5, 1)
11/10/68	Fred Hill (TE) vs. Redskins (L)	114 (9, 0)	12/11/60	Timmy Brown (RB) at Steelers (L)	112 (3, 1)
10/27/68	Ben Hawkins at Steelers (L)	108 (7, 0)	12/4/60	Pete Retzlaff at Cardinals (W)	123 (5, 1)
10/6/68	Ben Hawkins at Redskins (L)	105 (6, 1)	11/20/60	Bobby Walston at Giants (W)	119 (6, 0)
9/29/68	Ben Hawkins vs. Cowboys (L)	103 (6, 0)	11/6/60	Tommy McDonald vs. Steelers (W)	141 (8, 3)
12/3/67	Ben Hawkins at Redskins (T)	151 (5, 2)	10/9/60	Pete Retzlaff vs. Cardinals (W)	132 (7, 2)
10/22/67	Ben Hawkins at Cardinals (L)	197 (6, 1)	12/6/59	Tommy McDonald at Redskins (W)	153 (9, 3)
10/15/67	Ben Hawkins vs. 49ers (L)	150 (6, 1)	11/15/59	Pete Retzlaff vs. Cardinals (W)	137 (5, 1)
10/1/67	Ben Hawkins vs. Steelers (W)	187 (8, 2)	10/25/59	Tommy McDonald at Cardinals (W)	122 (3, 2)
9/17/67	Gary Ballman vs. Redskins (W)	105 (4, 2)	10/4/59	Tommy McDonald vs. Giants (W)	133 (6, 3)
9/17/67	Ben Hawkins vs. Redskins (W)	100 (5, 0)	12/14/58	Tommy McDonald at Redskins (L)	148 (4, 0)
9/25/66	Pete Retzlaff (TE) vs. Giants (W)	120 (5, 1)	11/16/58	Bill Barnes (RB) vs. Cardinals (W)	109 (7, 0)
12/5/65	Ray Poage vs. Cowboys (L)	142 (5, 1)	10/26/58	Pete Retzlaff at Packers (L)	121 (6, 0)
12/5/65	Pete Retzlaff (TE) vs. Cowboys (L)	118 (6, 0)	10/14/56	Bobby Walston at Steelers (W)	108 (4, 1)
11/28/65	Pete Retzlaff (TE) at Cardinals (W)	148 (9, 3)	9/30/56	Bobby Walston at Rams (L)	115 (5, 0)
11/14/65	Pete Retzlaff (TE) vs. Redskins (W)	204 (7, 0)	12/11/55	Pete Pihos at Bears (L)	114 (11, 0)
11/7/65	Pete Retzlaff (TE) at Browns (L)	151 (7, 3)	12/4/55	Pete Pihos vs. Cardinals (W)	127 (10, 1)
10/17/65	Pete Retzlaff (TE) at Giants (L)	133 (6, 1)	11/27/55	Pete Pihos vs. Rams (L)	103 (6, 1)
9/26/65	Timmy Brown (RB) vs. Giants (L)	106 (8, 0)	11/13/55	Bill Stribling vs. Browns (W)	123 (6, 2)
9/19/65	Timmy Brown (RB) vs. Cardinals (W)	129 (7, 1)	11/6/55	Pete Pihos at Redskins (L)	119 (8, 1)
12/13/64	Pete Retzlaff (TE) at Cardinals (L)	106 (6, 1)	12/12/54	Pete Pihos vs. Giants (W)	119 (8, 1)
11/29/64	Pete Retzlaff (TE) at Browns (L)	100 (5, 1)	11/28/54	Jerry Williams (RB) vs. Redskins (W)	163 (6, 1)
11/8/64	Pete Retzlaff (TE) at Rams (L)	105 (6, 0)	11/7/54	Dom Moselle (RB) vs. Cardinals (W)	100 (7, 1)
10/25/64	Bill Mack at Steelers (W)	104 (3, 1)	10/23/54	Pete Pihos at Steelers (L)	111 (7, 1)
10/4/64	Timmy Brown (RB) vs. Steelers (W)	110 (2, 2)	10/17/54	Pete Pihos at Redskins (W)	132 (9, 3)
	Brown also 16-116-OTDs rushing		10/3/54	Jerry Williams (RB) at Cardinals (W)	166 (5, 1)
9/20/64	Pete Retzlaff (TE) vs. 49ers (L)	121 (8, 1)	10/3/54	Bobby Walston at Cardinals (W)	110 (5, 3)
9/13/64	Pete Retzlaff (TE) vs. Giants (W)	139 (6, 1)	11/21/53	Pete Pihos vs. Cardinals (W)	113 (7, 0)
10/13/63	Tommy McDonald at Redskins (W)	139 (8, 2)	11/15/53	Pete Pihos vs. Colts (W)	118 (7, 1)
10/6/63	Pete Retzlaff (TE) vs. Cowboys (W)	107 (4, 0)	11/15/53	Bobby Walston vs. Colts (W)	110 (7, 0)
9/15/63	Tommy McDonald vs. Steelers (T)	179 (7, 2)	11/8/53	Bobby Walston vs. Giants (W)	176 (8, 2)
12/16/62	Tommy McDonald at Cardinals (L)	162 (4, 3)	11/8/53	Pete Pihos vs. Giants (W)	145 (7, 2)
12/16/62	Timmy Brown (RB) at Cardinals (L)	199 (5, 2)	10/25/53	Pete Pihos at Cardinals (W)	156 (8, 1)
12/9/62	Pete Retzlaff (TE) vs. Steelers (L)	122 (7, 2)	10/10/53	Bobby Walston at Browns (L)	110 (4, 0)
12/2/62	Pete Retzlaff (TE) at Redskins (W)	135 (8, 1)	12/7/52	Bud Grant vs. Dallas Texans (W)	203 (11, 2)
11/25/62	Tommy McDonald vs. Cowboys (W)	108 (3, 1)	11/30/52	Bud Grant at Cardinals (L)	186 (8, 1)
11/25/62	Pete Retzlaff (TE) vs. Cowboys (W)	113 (4, 0)	11/23/52	Bobby Walston at Browns (W)	121 (4, 1)
10/28/62	Timmy Brown (RB) at Vikings (L)	174 (5, 1)	10/12/52	Bud Grant vs. Steelers (W)	111 (5, 1)
10/21/62	Howard Cassady vs. Redskins (L)	133 (8, 2)	9/28/52	Bud Grant at Steelers (W)	135 (4, 1)
10/14/62	Tommy McDonald at Cowboys (L)	131 (7, 0)	10/21/51	Bobby Walston* at Giants (L)	118 (6, 2)
9/30/62	Tommy McDonald vs. Browns (W)	140 (6, 1)	10/22/50	Jack Ferrante at Steelers (W)	118 (5, 0)
9/23/62	Timmy Brown (RB) vs. Giants (L)	160 (9, 1)	10/15/50	Jack Ferrante at Colts (W)	103 (6, 0)
9/16/62	Pete Retzlaff (TE) vs. Cardinals (L)	126 (4, 0)	10/7/50	Jack Ferrante vs. Rams (W)	101 (4, 2)
12/17/61	Pete Retzlaff at Lions (W)	105 (9, 1)	11/13/49	Clyde Scott* (RB) at Redskins (W)	127 (4, 1)
12/10/61	Tommy McDonald vs. Giants (L)	237 (7, 2)	12/12/48	Jack Ferrante vs. Lions (W)	184 (7, 3)
11/26/61	Tommy McDonald vs. Cowboys (W)	131 (5, 3)	11/28/48	Pete Pihos vs. Steelers (W)	112 (7, 1)
11/5/61	Tommy McDonald vs. Bears (W)	109 (6, 1)	11/7/48	Pete Pihos at Giants (W)	128 (5, 2)
10/29/61	Tommy McDonald at Redskins (W)	141 (7, 1)	12/14/47	Pete Pihos* vs. Packers (W)	108 (4, 1)
10/29/61	Pete Retzlaff at Redskins (W)	125 (7, 2)	11/11/45	Jack Ferrante vs. Giants (W)	135 (5, 2)
			10/28/45	Jack Ferrante vs. Browns (W)	101 (5, 1)

* - denotes rookie

Underline - denotes playoff game

ALL-TIME 100-YARD RECEIVING PERFORMANCES



<u>Date</u>	<u>Player/Opponent/Result</u>	<u>Yds (Rec, TD)</u>
12/5/43	Tony Bova vs. Packers (L)	106 (3, 2)
11/1/42	Fred Meyer* at Redskins (L)	119 (4, 0)
12/1/40	Don Looney* at Redskins (L)	180 (14, 0)
10/26/40	Lester McDonald vs. Brook. Dodg. (L)	102 (6, 0)
9/22/40	Don Looney* at Rams (L)	129 (8, 2)
9/15/40	Don Looney* at Packers (L)	115 (8, 1)
11/19/39	Herschel Ramsey at Bears (L)	131 (8, 1)
9/11/38	Joe Carter vs. Redskins (L)	116 (6, 2)
11/14/37	Joe Carter at Packers (L)	139 (6, 1)

* - denotes rookie

Underline - denotes playoff game

MOST 100-YARD RECEIVING GAMES, Career

1.	Pete Retzlaff	23
2.	Harold Carmichael	21
	Mike Quick	21
4.	DeSean Jackson	20
5.	Tommy McDonald	17
6.	Fred Barnett	15
7.	Jeremy Maclin	14
	Pete Pihos	14
9.	Ben Hawkins	13
	Harold Jackson	13

*includes playoff games

MOST 150-YARD RECEIVING GAMES, Career

1.	DeSean Jackson	7
2.	Jeremy Maclin	5
	Tommy McDonald	5
4.	Ben Hawkins	4
	Fred Barnett	4

MOST 200-YARD RECEIVING GAMES, Career

1.	DeSean Jackson	1
	Kevin Curtis	1
	Pete Retzlaff	1
	Tommy McDonald	1
	Bud Grant	1

MOST 100-YARD RECEIVING GAMES, Season

1.	Terrell Owens (2004)	7
2.	Irving Fryar (1997)	6
	Mike Quick (1983)	6
4.	(nine times) last by DeSean Jackson (2013)	5

*regular season only

CONSECUTIVE 100-YD RECEIVING GAMES

<u>PLAYER (YEAR)</u>	<u>GAMES</u>
1. Terrell Owens (2004)	5
Harold Jackson (last 2 in 1971, first 3 in 1972)	5
3. Mike Quick (1983)	4
4. (seven times) last by Irving Fryar (1996)	3

ALL-TIME MULTI-SACK PERFORMANCES



Date	Player/Opponent/Result	Sacks	Date	Player/Opponent/Result	Sacks
9/25/16	Fletcher Cox vs. Steelers (W)	2.0	10/8/06	Darwin Walker vs. Cowboys (W)	3.0
12/26/15	Fletcher Cox vs. Redskins (L)	2.0	10/8/06	Darren Howard vs. Cowboys (W)	2.0
12/6/15	Brandon Graham at Patriots (W)	2.0	9/17/06	Jevon Kearse vs. Giants (L)	2.5
12/6/15	Connor Barwin at Patriots (W)	2.0	9/17/06	Trent Cole vs. Giants (L)	2.0
11/26/15	Vinny Curry at Lions (L)	2.0	9/17/06	Mike Patterson vs. Giants (L)	1.5
11/8/15	Brandon Graham at Cowboys (W)	2.0	9/10/06	Trent Cole at Texans (W)	2.0
10/11/15	Fletcher Cox vs. Saints (W)	3.0	11/20/05	Jevon Kearse at Giants (L)	2.5
11/23/14	Connor Barwin vs. Titans (W)	2.0	11/20/05	Trent Cole* at Giants (L)	2.0
11/23/14	Trent Cole vs. Titans (W)	2.0	11/14/05	Trent Cole* vs. Cowboys (L)	2.0
11/10/14	Brandon Graham vs. Panthers (W)	1.5	9/12/05	Brian Dawkins at Falcons (L)	1.5
11/10/14	Connor Barwin vs. Panthers (W)	3.5	9/12/05	Darwin Walker at Falcons (L)	1.5
10/12/14	Vinny Curry vs. Giants (W)	2.0	1/23/05	<u>Derrick Burgess vs. Falcons (W)</u>	2.0
10/12/14	Connor Barwin vs. Giants (W)	3.0	12/5/04	Corey Simon vs. Packers (W)	2.0
10/5/14	Connor Barwin vs. Rams (W)	2.0	12/5/04	Darwin Walker vs. Packers (W)	2.0
12/22/13	Trent Cole vs. Bears (W)	3.0	11/28/04	Corey Simon at Giants (W)	2.0
12/22/13	Mychal Kendricks vs. Bears (W)	2.0	11/7/04	Sam Rayburn at Steelers (L)	2.0
12/1/13	Brandon Graham vs. Cardinals (W)	2.0	10/31/04	Jevon Kearse vs. Ravens (W)	2.0
12/1/13	Trent Cole vs. Cardinals (W)	2.0	9/26/04	Jevon Kearse at Lions (W)	3.0
11/17/13	Trent Cole vs. Redskins (W)	2.0	11/16/03	Darwin Walker vs. Giants (W)	1.5
12/13/12	Brandon Graham vs. Bengals (L)	2.5	12/21/02	N.D. Kalu at Cowboys (W)	2.0
12/13/12	Fletcher Cox* vs. Bengals (L)	1.5	12/8/02	Brandon Whiting at Seahawks (W)	2.0
12/2/12	Brandon Graham at Cowboys (L)	1.5	12/1/02	N.D. Kalu vs. Rams (W)	3.0
9/23/12	Jason Babin at Cardinals (L)	1.5	12/1/02	Hugh Douglas vs. Rams (W)	2.0
12/18/11	Jason Babin vs. Jets (W)	3.0	11/3/02	Hugh Douglas at Bears (W)	2.0
12/11/11	Jason Babin at Dolphins (W)	3.0	10/20/02	Carlos Emmons vs. Buccaneers (W)	2.0
12/11/11	Trent Cole at Dolphins (W)	3.0	12/9/01	Derrick Burgess at Chargers (W)	2.0
12/1/11	Jason Babin at Seahawks (L)	2.0	11/29/01	Corey Simon at Chiefs (W)	2.0
10/30/11	Jason Babin vs. Cowboys (W)	2.0	11/25/01	Corey Simon vs. Redskins (L)	2.0
10/2/11	Jason Babin vs. 49ers (L)	3.0	11/18/01	Troy Vincent at Cowboys (W)	1.5
9/18/11	Cullen Jenkins at Falcons (L)	2.0	11/11/01	Hugh Douglas vs. Vikings (W)	2.5
9/11/11	Jason Babin at Rams (W)	2.0	11/4/01	Hugh Douglas vs. Cardinals (W)	2.0
11/28/10	Trent Cole at Bears (L)	2.0	9/23/01	Brandon Whiting at Seahawks (W)	2.0
10/17/10	Trent Cole vs. Falcons (W)	2.0	12/31/00	<u>Hugh Douglas vs. Buccaneers (W)</u>	2.0
9/26/10	Trent Cole at Jaguars (W)	2.0	11/19/00	Brian Dawkins vs. Cardinals (W)	2.0
9/26/10	Trevor Laws at Jaguars (W)	2.0	11/19/00	Jeremiah Trotter vs. Cardinals (W)	2.0
9/12/10	Juqua Parker vs. Packers (L)	2.0	11/19/00	Corey Simon vs. Cardinals (W)	1.5
12/20/09	Trent Cole vs. 49ers (W)	2.0	11/5/00	Brandon Whiting vs. Cowboys (W)	1.5
12/13/09	Darren Howard at Giants (W)	2.0	10/22/00	Hugh Douglas vs. Bears (W)	1.5
10/26/09	Trent Cole at Redskins (W)	2.0	10/8/00	Hugh Douglas vs. Redskins (L)	2.0
9/13/09	Darren Howard at Panthers (W)	2.0	9/24/00	Corey Simon at Saints (W)	2.0
12/28/08	Chris Clemons vs. Cowboys (W)	2.0	9/17/00	Hugh Douglas at Packers (L)	2.5
11/16/08	Trent Cole at Bengals (T)	2.0	9/3/00	Hugh Douglas at Cowboys (W)	2.0
11/16/08	Darren Howard at Bengals (T)	2.0	1/2/00	Tyrone Williams vs. Rams (W)	2.0
11/2/08	Darren Howard at Seahawks (W)	1.5	12/19/99	Mike Mamula vs. Patriots (W)	3.0
9/21/08	Juqua Parker vs. Steelers (W)	2.5	10/31/99	Greg Jefferson vs. Giants (L)	1.5
9/21/08	Darren Howard vs. Steelers (W)	2.0	11/22/98	Bill Johnson at Giants (L)	1.5
9/21/08	Omar Gaither vs. Steelers (W)	1.5	11/15/98	Hugh Douglas at Redskins (L)	1.5
12/9/07	Trent Cole vs. Giants (L)	2.0	11/8/98	Hugh Douglas vs. Lions (W)	2.5
10/28/07	Trent Cole at Vikings (W)	2.0	10/18/98	Hugh Douglas at Chargers (L)	4.5
9/23/07	Trent Cole vs. Lions (W)	3.5	10/11/98	Hollis Thomas vs. Redskins (W)	2.0
9/23/07	Brodrick Bunkley vs. Lions (W)	2.0	10/11/98	Hugh Douglas vs. Redskins (W)	1.5
9/23/07	Juqua Parker vs. Lions (W)	2.0	10/11/98	Al Wallace vs. Redskins (W)	1.5
9/9/07	Trent Cole at Packers (L)	1.5	12/14/97	Greg Jefferson at Falcons (L)	2.0
1/13/07	<u>Darwin Walker at Saints (L)</u>	2.0	11/2/97	Hollis Thomas at Cardinals (L)	1.5
12/31/06	Matt McCoy vs. Falcons (W)	2.0	10/26/97	Rhett Hall vs. Cowboys (W)	3.5
12/31/06	Juqua Parker vs. Falcons (W)	2.0	10/26/97	William Thomas vs. Cowboys (W)	2.0
11/19/06	Trent Cole vs. Titans (L)	1.5	9/15/97	Bobby Taylor at Cowboys (L)	2.0
			12/22/96	William Fuller vs. Cardinals (W)	3.0

* - denotes rookie

Underline - denotes playoff game

ALL-TIME MULTI-SACK PERFORMANCES



<u>Date</u>	<u>Player/Opponent/Result</u>	<u>Sacks</u>			
9/1/96	Mike Mamula at Redskins (W)	2.0	10/15/90	Jessie Small vs. Vikings (W)	2.0
12/17/95	William Fuller vs. Cardinals (L)	2.0	9/30/90	Reggie White vs. Colts (L)	3.0
12/10/95	William Fuller vs. Cowboys (W)	1.5	9/16/90	Mike Pitts vs. Phoenix Cardinals (L)	2.0
12/3/95	William Fuller at Seahawks (L)	2.0	9/16/90	Reggie White vs. Phoenix Cardinals (L)	2.0
12/3/95	Kevin Johnson at Seahawks (L)	2.0	12/18/89	Jerome Brown at Saints (L)	2.0
11/19/95	Mike Mamula vs. Giants (W)	3.0	10/29/89	Clyde Simmons at Broncos (W)	3.5
11/19/95	Andy Harmon vs. Giants (W)	2.0	10/29/89	Reggie White at Broncos (W)	1.5
10/29/95	William Fuller vs. Rams (W)	2.0	10/22/89	Seth Joyner vs. LA Raiders (W)	2.0
10/29/95	Andy Harmon vs. Rams (W)	2.0	10/15/89	Jerome Brown at Phoenix Cardinals (W)	2.5
10/15/95	Andy Harmon at Giants (W)	2.0	10/8/89	Reggie White vs. Giants (W)	2.0
10/15/95	Kevin Johnson at Giants (W)	2.0	9/24/89	Reggie White vs. 49ers (L)	2.5
10/8/95	Andy Harmon vs. Redskins (W)	3.0	9/24/89	Mike Pitts vs. 49ers (L)	2.0
10/1/95	Mike Mamula at Saints (W)	2.0	9/24/89	Clyde Simmons vs. 49ers (L)	2.0
12/18/94	Mike Flores vs. Giants (L)	2.0	9/17/89	Jerome Brown at Redskins (W)	2.0
12/4/94	William Fuller at Cowboys (L)	1.5	9/10/89	Clyde Simmons vs. Seahawks (W)	2.0
11/6/94	Andy Harmon vs. Cardinals (W)	2.0	12/18/88	Reggie White at Cowboys (W)	2.0
10/24/94	William Thomas vs. Oilers (W)	2.0	12/10/88	Reggie White at Phoenix Cardinals (W)	2.0
9/18/94	Bill Romanowski vs. Packers (W)	1.5	11/27/88	Clyde Simmons vs. Phoenix Cardinals (W)	2.5
9/12/94	William Fuller vs. Bears (W)	2.0	11/6/88	Reggie White vs. LA Rams (W)	2.0
1/3/94	Andy Harmon vs. 49ers (W)	3.0	10/30/88	Reggie White vs. Falcons (L)	2.0
12/26/93	Clyde Simmons vs. Saints (W)	2.0	10/10/88	Reggie White vs. Giants (W)	2.5
12/6/93	Andy Harmon at Cowboys (L)	2.5	10/2/88	Clyde Simmons vs. Oilers (W)	2.0
11/28/93	Mike Flores at Redskins (W)	2.0	9/25/88	Reggie White at Vikings (L)	4.0
10/31/93	Andy Harmon vs. Cowboys (L)	2.0	12/27/87	Reggie White vs. Bills (W)	2.0
9/19/93	Clyde Simmons vs. Redskins (W)	2.0	12/20/87	Reggie White at Jets (W)	2.0
12/27/92	Clyde Simmons vs. Giants (W)	1.5	12/6/87	Reggie White at Giants (L)	2.0
12/13/92	Clyde Simmons at Seahawks (W)	2.0	11/29/87	Mike Pitts at Patriots (W)	2.0
12/13/92	Reggie White at Seahawks (W)	2.0	11/29/87	Reggie White at Patriots (W)	2.0
12/6/92	Andy Harmon vs. Vikings (W)	2.5	11/22/87	Reggie White vs. St. Louis Rams (L)	2.0
11/29/92	Mike Pitts at 49ers (L)	2.0	11/15/87	Reggie White vs. Giants (L)	3.0
11/22/92	Reggie White at Giants (W)	3.5	11/1/87	Jerome Brown at St. Louis Rams (W)	2.0
11/22/92	Clyde Simmons at Giants (W)	3.0	11/1/87	Reggie White at St. Louis Rams (W)	2.0
11/8/92	Clyde Simmons vs. LA Raiders (W)	1.5	10/25/87	Reggie White vs. Cowboys (W)	2.5
11/8/92	Reggie White vs. LA Raiders (W)	1.5	10/18/87	Fred Smalls at Packers (L)	2.5
10/11/92	Clyde Simmons at Chiefs (L)	2.0	10/18/87	Ray Phillips at Packers (L)	1.5
10/5/92	Reggie White vs. Cowboys (W)	2.0	9/20/87	Clyde Simmons vs. Saints (W)	1.5
9/20/92	Clyde Simmons vs. Broncos (W)	1.5	9/20/87	Reggie White vs. Saints (W)	1.5
9/13/92	Clyde Simmons at Phoenix Cardinals (W)	3.0	12/14/86	Reggie White at Cowboys (W)	3.0
12/22/91	Reggie White vs. Redskins (W)	2.0	12/7/86	Reggie White vs. St. Louis Rams (T)	2.0
12/8/91	Clyde Simmons at Giants (W)	2.0	11/30/86	Reggie White at LA Raiders (W)	4.0
12/2/91	Seth Joyner at Oilers (W)	2.0	11/23/86	Ken Clarke at Seahawks (L)	2.0
11/17/91	Clyde Simmons vs. Bengals (W)	2.0	11/9/86	Greg Brown vs. Giants (L)	2.0
11/17/91	Reggie White vs. Bengals (W)	2.0	11/2/86	Reggie White at St. Louis Rams (L)	4.0
11/4/91	Clyde Simmons vs. Giants (W)	1.5	10/5/86	Garry Cobb at Falcons (W)	4.0
11/4/91	Reggie White vs. Giants (W)	1.5	9/7/86	Ken Clarke at Redskins (L)	2.0
10/6/91	Wes Hopkins at Buccaneers (L)	2.0	12/22/85	Garry Cobb at Vikings (W)	2.0
9/22/91	Clyde Simmons vs. Steelers (W)	2.0	12/22/85	Reggie White at Vikings (W)	2.0
9/15/91	Clyde Simmons at Cowboys (W)	4.5	12/22/85	Reggie Wilkes at Vikings (W)	2.0
9/15/91	Jerome Brown at Cowboys (W)	2.5	12/8/85	Ray Ellis vs. Redskins (L)	2.0
9/15/91	Mike Golic at Cowboys (W)	2.0	11/17/85	Reggie White at St. Louis Rams (W)	3.0
9/1/91	Reggie White at Packers (W)	3.0	11/10/85	Ken Clarke vs. Falcons (W)	2.0
12/29/90	Seth Joyner at Phoenix Cardinals (W)	2.0	11/10/85	Reggie White vs. Falcons (W)	2.0
12/16/90	Clyde Simmons vs. Packers (W)	1.5	10/13/85	Greg Brown vs. St. Louis Rams (W)	3.0
12/16/90	Reggie White vs. Packers (W)	1.5	10/6/85	Greg Brown at Saints (L)	1.5
11/18/90	Clyde Simmons at Falcons (W)	2.0	10/6/85	Ken Clarke at Saints (L)	1.5
11/12/90	Reggie White vs. Redskins (W)	2.0	9/29/85	Reggie White vs. Giants (L)	2.5
11/4/90	Seth Joyner vs. Patriots (W)	2.0	9/29/85	Ken Clarke vs. Giants (L)	1.5
			12/16/84	Greg Brown at Falcons (L)	4.0

* - denotes rookie

Underline - denotes playoff game

ALL-TIME MULTI-SACK PERFORMANCES



<u>Date</u>	<u>Player/Opponent/Result</u>	<u>Sacks</u>
12/16/84	Ken Clarke at Falcons (L)	2.0
12/16/84	Byron Darby at Falcons (L)	2.0
12/9/84	Byron Darby vs. Patriots (W)	1.5
12/9/84	Dennis Harrison vs. Patriots (W)	1.5
12/2/84	Greg Brown vs. Cowboys (L)	1.5
11/25/84	Dennis Harrison at St. Louis Rams (L)	1.5
11/4/84	Ken Clarke at Lions (T)	3.0
10/21/84	Dennis Harrison vs. Giants (W)	2.0
10/21/84	Greg Brown vs. Giants (W)	1.5
10/14/84	Ken Clarke vs. Colts (W)	2.0
10/14/84	Dennis Harrison vs. Colts (W)	2.0
9/30/84	Greg Brown at Redskins (L)	2.0
12/18/83	Greg Brown at St. Louis Rams (L)	2.5
11/20/83	Greg Brown vs. Giants (L)	2.0
11/13/83	Dennis Harrison at Bears (L)	3.0
10/9/83	Dennis Harrison at Giants (W)	2.0
10/2/83	Dennis Harrison at Falcons (W)	3.0
9/25/83	Carl Hairston at St. Louis Rams (L)	2.0
9/25/83	Joel Williams at St. Louis Rams (L)	1.5
12/26/82	Greg Brown at Cowboys (W)	2.0
12/26/82	Dennis Harrison at Cowboys (W)	1.5
12/19/82	Carl Hairston vs. Oilers (W)	2.0
12/11/82	Dennis Harrison at Giants (L)	2.0
12/5/82	Dennis Harrison vs. St. Louis Rams (L)	2.0
11/28/82	Dennis Harrison at Redskins (L)	2.0

* - denotes rookie

Underline - denotes playoff game

MOST MULTI-SACK GAMES, Career

1.	Reggie White	38
2.	Clyde Simmons	22
3.	Trent Cole	20
4.	Hugh Douglas	13
5.	Dennis Harrison	11

*includes playoff games

MOST MULTI-SACK GAMES, Season

1.	Reggie White (1987)	9
2.	Clyde Simmons (1992)	7
3.	Jason Babin (2011)	6
	Reggie White (1988)	6
5.	Hugh Douglas (2000)	5
	Clyde Simmons (1991)	5

*regular season only

MOST 3-SACK GAMES, Career

1.	Reggie White	9
2.	Clyde Simmons	4
3.	Trent Cole	3
	Jason Babin	3
5.	Connor Barwin , four other players tied with	2

*includes playoffs

MOST 3-SACK GAMES, Season

1.	Jason Babin (2011)	3
	Reggie White (1986)	3
3.	Connor Barwin (2014)	2
	Dennis Harrison (1983)	2
	Clyde Simmons (1992)	2

*regular season only

MOST CONSECUTIVE MULTI-SACK GAMES

1.	Reggie White (1987)	4
2.	Jason Babin (2011)	3
	William Fuller (1995)	3
	Andy Harmon (1995)	3
	Dennis Harrison (1982)	3
	Reggie White (1986)	3

MULTI-INTERCEPTION PERFORMANCES SINCE 1960



<u>Date</u>	<u>Player/Opponent/Result</u>	<u>INTs</u>
9/9/12	Dominique Rodgers-Cromartie at Browns (W)	2
9/9/12	Kurt Coleman at Browns (W)	2
10/16/11	Kurt Coleman at Redskins (W)	3
11/21/10	Asante Samuel vs. Giants (W)	2
11/15/10	Dimitri Patterson at Redskins (W)	2
11/7/10	Asante Samuel vs. Colts (W)	2
11/29/09	Asante Samuel vs. Redskins (W)	2
10/11/09	Asante Samuel vs. Buccaneers (W)	2
9/13/09	Sheldon Brown at Panthers (W)	2
10/8/06	Lito Sheppard vs. Cowboys (W)	2
10/2/05	Sheldon Brown at Chiefs (W)	2
10/17/04	Lito Sheppard vs. Panthers (W)	2
12/8/02	Bobby Taylor at Seahawks (W)	2
1/12/02	<u>Damon Moore vs. Buccaneers (W)</u>	2
12/16/01	Brian Dawkins at Redskins (W)	2
9/24/00	Troy Vincent at Saints (W)	2
12/19/99	Troy Vincent vs. Patriots (W)	2
12/14/96	Michael Zordich at Jets (W)	2
9/22/96	William Thomas at Falcons (W)	2
12/17/95	William Thomas vs. Cardinals (W)	2
10/15/95	William Thomas at Giants (W)	2
12/26/93	Eric Allen vs. Saints (W)	2
10/17/93	Mark McMillian at Giants (L)	2
1/3/93	<u>Eric Allen at Saints (W)</u>	2
11/8/92	Eric Allen vs. LA Raiders (W)	2
11/17/91	Wes Hopkins vs. Bengals (W)	2
9/15/91	Rich Miano at Cowboys (W)	2
12/23/90	Eric Allen vs. Cowboys (W)	2
12/18/88	Wes Hopkins at Cowboys (W)	2
11/20/88	Terry Hoage at Giants (W)	2
9/4/88	Terry Hoage at Buccaneers (W)	2
9/20/87	Elbert Foules vs. Saints (W)	2
12/21/86	Roynell Young vs. Redskins (L)	2
9/14/86	Andre Waters at Bears (L)	2
10/20/85	Wes Hopkins vs. Cowboys (W)	2
12/2/84	Wes Hopkins vs. Cowboys (L)	2
12/19/82	Roynell Young vs. Oilers (W)	2
12/20/81	Herman Edwards vs. St. Louis Rams (W)	2
9/17/81	Brenard Wilson at Bills (W)	2
1/3/81	<u>Herman Edwards vs. Vikings (W)</u>	2
1/3/81	<u>Roynell Young vs. Vikings (W)</u>	2
9/22/80	Herman Edwards vs. Giants (W)	2
11/4/79	Herman Edwards vs. Browns (L)	2
10/14/79	Randy Logan at St. Louis Rams (W)	2
12/17/78	Herman Edwards vs. Giants (W)	2
9/17/78	Deac Sanders at Saints (W)	2
12/4/77	Randy Logan at Cowboys (L)	2
11/6/77	Deac Sanders vs. Saints (W)	2
10/9/77	Deac Sanders at Giants (W)	2
12/21/75	Frank LeMaster at Redskins (W)	2
12/21/75	Artimus Parker at Redskins (W)	2
11/30/75	Bill Bergey vs. 49ers (W)	2
10/5/75	Bill Bradley vs. Redskins (W)	2
11/5/72	Bill Bradley vs. St. Louis Rams (T)	2
10/8/72	Bill Bradley at Redskins (L)	2
12/12/71	Leroy Keyes vs. St. Louis Rams (W)	2
11/21/71	Bill Bradley at St. Louis Rams (W)	2
11/7/71	Bill Bradley at Redskins (T)	2
10/31/71	Bill Bradley vs. Broncos (W)	2
9/26/71	Bill Bradley vs. Cowboys (L)	2
11/8/70	Adrian Young vs. Dolphins (W)	2
12/21/69	Joe Scarpati at 49ers (L)	2
10/13/69	Nate Ramsey at Baltimore Colts (L)	2
11/17/68	Al Nelson at Giants (L)	2
10/29/67	Ron Medved vs. Cowboys (W)	2
10/23/66	Joe Scarpati at Giants (W)	3
9/18/66	Joe Scarpati vs. Falcons (W)	2
12/12/65	Jim Nettles at Steelers (W)	3
12/12/65	Joe Scarpati at Steelers (W)	2
11/28/65	Nate Ramsey at St. Louis Rams (W)	3
11/28/65	Al Nelson at St. Louis Rams (W)	2
12/13/64	Nate Ramsey at St. Louis Rams (L)	2
12/1/63	Dave Lloyd at Steelers (T)	2
10/13/63	Don Burroughs at Redskins (W)	2
12/9/62	Ben Scotti vs. Steelers (L)	2
10/6/62	Don Burroughs at Steelers (L)	2
12/3/61	Don Burroughs at Steelers (W)	3
12/3/61	Chuck Bednarik at Steelers (W)	2
11/27/60	Don Burroughs vs. Giants (W)	2
10/16/60	Gene Johnson vs. Lions (W)	2
10/9/60	Don Burroughs vs. St. Louis Rams (W)	2
9/30/60	Chuck Weber at Cowboys (W)	3

* - denotes rookie

Underline - denotes playoff game

MOST MULTI-INT GAMES, Career

1. Bill Bradley 7
 2. Don Burroughs 5
Herman Edwards 5
 4. Asante Samuel, Eric Allen 4
Wes Hopkins, Joe Scarpati 4
- *includes playoff games

MOST MULTI-INT GAMES, Season

1. Bill Bradley (1971) 4
 2. eight times, last by Asante Samuel (2010) 2
- *regular season only

MOST 3-INT GAMES, Career

1. Kurt Coleman 1
Don Burroughs 1
Jim Nettles 1
Nate Ramsey 1
Joe Scarpati 1
Chuck Weber 1
- *includes playoffs

CONSECUTIVE MULTI-INT GAMES

1. Bill Bradley (1971) 2

ALL-TIME INTERCEPTION RETURNS FOR TDS



Date	Player/Opponent/Result	Yards		
10/16/16	Malcolm Jenkins at Redskins (L)	86	12/21/75	Frank LeMaster at Redskins (W) 89
12/6/15	Malcolm Jenkins at Patriots (W)	99	12/21/75	Joe Lavender at Redskins (W) 36
11/8/15	Jordan Hicks* at Cowboys (W)	67	9/29/74	Joe Lavender vs. Baltimore Colts (W) 37
10/19/15	Nolan Carroll vs. Giants (W)	17	12/9/73	John Outlaw vs. Jets (W) 45
11/10/14	Bradley Fletcher vs. Panthers (W)	34	12/19/71	Al Nelson at Giants (W) 19
9/28/14	Malcolm Jenkins at 49ers (L)	53	10/19/69	Bill Bradley* at Cowboys (L) 56
12/22/13	Brandon Boykin vs. Bears (W)	54	10/13/69	Nate Ramsey at Baltimore Colts (L) 26
11/13/11	Asante Samuel vs. Cardinals (L)	20	9/21/69	Joe Scarpati vs. Browns (L) 34
11/15/10	Dimitri Patterson at Redskins (W)	40	12/10/67	Joe Scarpati at Cowboys (L) 67
12/6/09	Sheldon Brown at Falcons (W)	83	10/8/67	Don Hultz at Falcons (W) 16
10/26/09	Will Witherspoon at Redskins (W)	9	11/20/66	Jim Nettles at 49ers (W) 34
1/4/09	Asante Samuel at Vikings (W)	44	12/12/65	Jim Nettles* at Steelers (W) 56
12/15/08	Asante Samuel vs. Browns (W)	50	12/12/65	George Tarasovic at Steelers (W) 40
10/12/08	Juqua Parker at 49ers (W)	55	12/12/65	Maxie Baughan at Steelers (W) 33
12/17/06	Trent Cole at Giants (W)	19	12/6/64	Joe Scarpati* vs. Cowboys (W) 24
12/10/06	Michael Lewis at Redskins (W)	84	10/25/64	Irv Cross at Steelers (W) 94
11/12/06	Sheldon Brown vs. Redskins (W)	70	11/10/63	Lee Roy Caffey* at Giants (L) 87
10/8/06	Lito Sheppard vs. Cowboys (W)	102	10/13/57	Jimmy Harris* at Browns (L) 65
10/2/05	Sheldon Brown at Chiefs (W)	40	10/5/57	Jerry Norton vs. Giants (L) 99
11/15/04	Lito Sheppard at Cowboys (W)	101	10/14/56	Eddie Bell at Steelers (W) 28
10/17/04	Lito Sheppard vs. Panthers (W)	64	11/13/55	Bibbles Bawel vs. Browns (W) 40
10/5/03	ND Kalu vs. Redskins (W)	15	10/15/55	Bibbles Bawel at Steelers (L) 42
1/11/03	Bobby Taylor vs. Falcons (W)	39	12/12/54	Jerry Norton* vs. Giants (W) 69
12/21/02	Shawn Barber at Cowboys (W)	80	11/15/53	Chuck Bednarik vs. Baltimore Colts (W) 26
12/1/02	Bobby Taylor vs Rams (W)	23	12/14/52	Mike Jarmoluk at Redskins (L) 45
1/12/02	Damon Moore vs. Buccaneers (W)	59	12/7/52	Vic Sears vs. Dallas Texans (W) 9
11/18/01	Jeremiah Trotter at Cowboys (W)	50	11/2/52	Russ Craft at Packers (L) 32
11/18/01	William Hampton at Cowboys (W)	33	10/29/50	Joe Muha vs. Redskins (W) 19
11/19/00	Mike Caldwell vs. Cardinals (W)	26	10/22/50	Norm Willey* at Steelers (W) 41
9/3/00	Jeremiah Trotter at Cowboys (W)	27	9/24/50	Frank Reagan at Chicago Cardinals (W) 46 (lateral)
1/2/00	Mike Mamula vs. Rams (W)	41	12/4/49	Joe Muha at Giants (W) 28
1/2/00	Al Harris vs. Rams (W)	17	11/20/49	Pat McHugh vs. NY Bulldogs (W) 21
11/21/99	Brandon Whiting vs. Colts (L)	22	11/10/46	Gil Steinke at Giants (L) 52
10/24/99	Brian Dawkins at Dolphins (L)	67	12/3/44	Vic Linskog* vs. Brooklyn Tigers (W) 65
10/3/99	Bobby Taylor at Giants (L)	18	11/26/44	Tom Miller vs. Bears (L) 35
12/7/97	Brian Dawkins vs. Giants (L)	64	11/19/44	Jack Hinkle at Redskins (W) 50
11/3/96	Troy Vincent at Cowboys (W)	90 (lateral)	11/7/43	Larry Cabrelli vs. Redskins (T) 24
12/30/95	William Thomas vs. Lions (W)	30	10/31/43	Ben Kish vs. Chicago Cardinals (W) 86
12/30/95	Barry Wilburn vs. Lions (W)	24	9/16/38	Jay Arnold at Pittsburgh Pirates (W) 22
9/10/95	William Thomas at Cardinals (W)	37	10/10/37	Maurice Harper* at Redskins (W) 20
12/24/94	Mike Zordich at Bengals (L)	18	11/6/34	Swede Hanson vs. Cincinnati Reds (W) N/A
10/30/94	Greg Jackson at Redskins (W)	55	11/26/33	Lee Woodruff vs. Cincinnati Reds (W) 55
12/26/93	Eric Allen vs. Saints (W)	33		
12/26/93	Eric Allen vs. Saints (W)	25		
10/3/93	Eric Allen at Jets (W)	94		
9/19/93	Eric Allen vs. Redskins (W)	29		
1/3/93	Eric Allen at Saints (W)	18		
12/6/92	Seth Joyner vs. Vikings (W)	24		
11/22/92	Seth Joyner at Giants (W)	43		
12/22/91	Otis Smith vs. Washington (W)	74		
12/23/90	Eric Allen vs. Cowboys (W)	35		
11/25/90	Byron Evans vs. Giants (W)	23		
11/12/90	William Frizzell vs. Redskins (W)	30		
12/3/89	Clyde Simmons at Giants (W)	60		
9/10/89	Eric Everett vs. Seahawks (W)	30		
10/27/85	Wes Hopkins vs. Bills (W)	24		
9/29/85	Herman Edwards vs. Giants (L)	3		
12/19/82	Richard Blackmore vs. Oilers (W)	20		
12/17/78	Frank LeMaster vs. Giants (W)	9		
10/15/78	John Sanders vs. Washington (W)	19		

* - denotes rookie

MOST INT-TDs, Career (includes playoffs)

1. Eric Allen 6
2. **Malcolm Jenkins**, Sheldon Brown, Asante Samuel, Lito Sheppard, Bobby Taylor, Joe Scarpati 3

MOST INT-TDs, Season (regular season only)

1. Eric Allen (1993) 4
2. Lito Sheppard (2004), Seth Joyner (1992)
Bibbles Bawel (1955) 2

MOST INT-TDs, Game

1. Eric Allen (12/26/93 vs. NO) 2

CONSECUTIVE GAMES WITH AN INT-TD

1. Eric Allen (1993) 2

ALL-TIME FUMBLE RECOVERIES FOR TDS



Date	Player/Opponent/Result	Yards		
1/3/16	Walter Thurmond at Giants (W)	83	10/4/59	Chuck Weber vs. Giants (W) 0
10/5/14	Cedric Thornton vs. Rams (W)	0	12/12/54	Norm Willey vs. Giants (W) 0
9/7/14	Fletcher Cox vs. Jaguars (W)	17	10/25/53	Tom Scott* at Chicago Cardinals (W) 0
10/27/13	Najee Goode vs. Giants (L)	2	12/7/52	Ebert Van Buren vs. Dallas Texans (W) 0
12/18/11	Juqua Parker vs. Jets (W)	47	11/16/52	Pete Pihos vs. Chicago Cardinals (W) 12
11/7/11	Brian Rolle vs. Bears (L)	22	11/9/52	Mike Jarmoluk vs. Redskins (W) 16
9/11/11	Juqua Parker at Rams (W)	56	11/4/51	Gerry Cowhig at Steelers (W) 25
10/10/10	Quintin Mikell at 49ers (W)	52	10/29/50	John Green vs. Redskins (W) 2
12/13/09	Sheldon Brown at Giants (W)	60	11/6/49	Russ Craft vs. LA Rams (W) 21
9/13/09	Victor Abiamiri at Panthers (W)	2	10/31/48	Bosh Pritchard at Steelers (W) 18
12/28/08	Joselio Hanson vs. Cowboys (W)	96	10/5/47	Joe Muha vs. Giants (W) 2
12/28/08	Chris Clemons vs. Cowboys (W)	73	10/8/44	Jack Banta vs. Redskins (T) 0
9/15/08	Chris Gocong at Cowboys (L)	0	10/31/43	Jack Hinkle vs. Chicago Cardinals (W) 0
12/30/07	Kevin Curtis vs. Bills (W)	0	10/24/43	Al Wukits* at Giants (L) 2
12/23/07	Kevin Curtis at Saints (W)	0	11/1/42	Rupert Pate at Redskins (L) 53
9/24/06	Mike Patterson at 49ers (W)	98	9/20/42	Vic Sears at Cleveland Rams (L) 25
10/9/05	Sheldon Brown at Cowboys (L)	80	9/15/40	Don Looney* at Packers (L) 44
1/16/05	<u>Freddie Mitchell vs. Vikings (W)</u>	0	10/15/39	Theodore Schmitt at Giants (L) 63
12/15/02	Carlos Emmons vs. Redskins (W)	44	9/25/38	Bob Pylman* vs. Giants (W) 88
12/9/01	Brian Dawkins vs. Chargers (W)	49	9/25/38	Joe Carter vs. Giants (W) 92
9/30/01	Damon Moore vs. Cowboys (W)	10	9/16/38	Jay Arnold at Pittsburgh Pirates (W) 18
9/15/97	William Thomas at Cowboys (L)	37	10/31/37	Joe Pilconis at Pittsburgh Pirates (L) 22
12/22/96	Mike Mamula vs. Cardinals (W)	4		
10/13/96	William Thomas at Giants (W)	23		
9/30/96	Rhett Hall vs. Cowboys (L)	32		
12/24/95	Jerome Henderson at Bears (L)	0		
10/29/95	Kevin Johnson vs. St. Louis Rams (W)	37		
10/15/95	Mike Zordich at Giants (W)	58		
9/24/95	Greg Jackson at Raiders (L)	45		
1/3/94	Byron Evans at 49ers (W)	30		
9/13/92	Reggie White at Phoenix Cardinals (W)	37		
11/24/91	Seth Joyner at Phoenix Cardinals (W)	34		
11/24/91	Clyde Simmons at Phoenix Cardinals (W)	0		
10/6/91	Seth Joyner at Buccaneers (L)	0		
11/12/90	Clyde Simmons vs. Redskins (W)	18		
12/3/89	Andre Waters at Giants (W)	3		
11/20/88	Cris Carter at Giants (W)	0		
9/20/87	Seth Joyner vs. Saints (W)	18		
9/13/87	Reggie White at Redskins (L)	70		
12/15/85	Dave Little at Chargers (L)	0		
12/26/82	Greg Brown at Cowboys (W)	0		
10/11/81	Frank LeMaster at Saints (W)	47		
9/27/81	Greg Brown* vs. Redskins (W)	7		
11/16/80	Jerry Robinson at Redskins (W)	59		
11/19/78	Herman Edwards at Giants (W)	26		
12/1/74	Will Wynn vs. Packers (W)	87		
10/6/74	Bill Dunstan at Chargers (W)	46		
9/23/74	Joe Lavender vs. Cowboys (W)	96		
11/4/73	Will Wynn* vs. Patriots (W)	24		
11/21/71	Steve Smith at St. Louis Cardinals (W)	5		
11/21/71	Ben Hawkins at St. Louis Cardinals (W)	5		
11/15/70	Steve Preece vs. Falcons (T)	21		
12/18/66	Harold Wells at Redskins (W)	60		
10/10/65	George Tarasovic at Cowboys (W)	62		
11/22/64	Mike Morgan* vs. St. Louis Cardinals (L)	0		
11/27/60	J.D. Smith vs. Giants (W)	0		
11/20/60	Jimmy Carr at Giants (W)	38		
12/13/59	Don Owens vs. Browns (L)	3		
11/22/59	Jerry Huth vs. LA Rams (W)	0		

* - denotes rookie
Underline - denotes playoff game

MOST FR-TDs, Career

1. Seth Joyner 3
 2. 8 players, last by Juqua Parker 2
- *includes playoff games

MOST FR-TDs, Season

1. Kevin Curtis (2007) 2
 - Seth Joyner (1991) 2
 - Juqua Parker (2011) 2
- *regular season only

CONSECUTIVE GAMES WITH A FR-TD

1. Kevin Curtis (2007) 2

ALL-TIME KICK RETURNS FOR TDS



PUNT RETURNS FOR TOUCHDOWNS

Date	Player/Opponent/Result	Yards
12/2/12	Damaris Johnson* at Cowboys (L)	98
9/27/15	Darren Sproles at Jets (W)	89
11/22/92	Vai Sikahema at Giants (W)	87
9/13/09	DeSean Jackson at Panthers (W)	85
10/19/03	Brian Westbrook at Giants (W)	84
12/6/15	Darren Sproles at Patriots (W)	83
9/28/14	Darren Sproles at 49ers (L)	82
12/21/03	Brian Westbrook vs. 49ers (L)	81
10/4/59	Tommy McDonald vs. Giants (W)	81
10/25/42	Ernie Steele* at Bears (L)	80 (lateral)
12/21/47	<u>Bosh Pritchard at Steelers (W)</u>	79
11/25/02	Brian Mitchell at 49ers (W)	76
11/30/86	Greg Garrity at LA Raiders (W)	76
12/13/09	DeSean Jackson at Giants (W)	72
9/24/00	Brian Mitchell at Saints (W)	72
10/30/49	Clyde Scott* at Steelers (W)	70
11/23/47	Pat McHugh* at Boston Yanks (L)	69
10/5/08	DeSean Jackson* vs. Redskins (L)	68
11/6/66	Aaron Martin vs. Cowboys (W)	67
12/3/61	Timmy Brown at Steelers (W)	66
11/10/14	Darren Sproles vs. Panthers (W)	65
12/19/10	DeSean Jackson at Giants (W)	65
12/19/65	Bob Shann* vs. Lions (L)	63
10/11/59	Art Powell* vs. Steelers (W)	58
9/3/78	Wally Henry vs. LA Rams (L)	57
11/9/52	Don Stevens* vs. Redskins (W)	56
10/31/48	Bosh Pritchard at Steelers (W)	55
10/22/44	Steve Van Buren* vs. Boston Yanks (W)	55
10/6/68	Alvin Haymond at Redskins (L)	54
10/26/52	Bibbles Bawel* at Giants (W)	52
12/8/46	Steve Van Buren at Boston Yanks (W)	50
12/4/49	Frank Reagan at Giants (W)	41
11/2/47	Pete Pihos* at Redskins (W)	26
10/18/36	Stumpy Thomason at Boston Redskins (L)	15

* - denotes rookie

Underline - denotes playoff game

KICKOFF RETURNS FOR TOUCHDOWNS

Date	Player/Opponent/Result	Yards
11/23/14	Josh Huff* vs. Titans (W)	107
9/17/61	Timmy Brown vs. Browns (W)	105
10/7/50	Russ Craft vs. LA Rams (W)	103
9/21/14	Chris Polk vs. Redskins (W)	102
11/13/38	Dave Smukler at Brooklyn Dodgers (L)	100
11/23/08	Quintin Demps* at Ravens (L)	100
9/22/63	Timmy Brown vs. Cardinals (L)	100
12/2/62	Timmy Brown at Redskins (W)	99
12/11/77	Wilbert Montgomery* vs. Giants (W)	99
10/23/16	Josh Huff vs. Vikings (W)	98
9/22/68	Alvin Haymond vs. Giants (L)	98
12/2/45	Steve Van Buren at Giants (L)	98
11/1/42	Bosh Pritchard* at Redskins (L)	97
9/22/96	Derrick Witherspoon at Falcons (W)	97
11/12/44	Steve Van Buren* vs. Giants (T)	97
9/24/55	Jerry Norton vs. Giants (W)	96
11/24/96	Derrick Witherspoon at Cardinals (L)	95
9/28/47	Steve Van Buren vs. Redskins (W)	95
11/4/01	Brian Mitchell at Cardinals (W)	94
12/24/94	Herschel Walker at Bengals (L)	94
11/6/66	Timmy Brown vs. Cowboys (W)	93
12/2/79	Billy Campfield vs. Lions (W)	92
11/6/66	Timmy Brown vs. Cowboys (W)	90
11/14/99	Allen Rossum vs. Redskins (W)	89
11/18/84	Andre Waters* vs. Redskins (W)	89
10/1/00	Brian Mitchell vs. Falcons (W)	89
10/16/16	Wendell Smallwood* at Redskins (L)	86
12/17/95	Derrick Witherspoon vs. Cardinals (W)	86
11/2/97	Willie Clark at Cardinals (L)	39

* - denotes rookie

BLOCKED PUNT RETURNS FOR TOUCHDOWNS

Date	Player/Opponent/Result	Yards
12/6/15	Najee Goode at Patriots (W)	24
12/28/14	Trey Burton* at Giants (W)	27
10/5/14	Chris Maragos vs. Rams (W)	10
9/28/14	Brad Smith at 49ers (L)	0
11/22/92	Ken Rose at Giants (W)	3
9/2/84	Rich Kraynak at Giants (L)	8
10/31/71	Bill Hobbs vs. Broncos (W)	0
12/20/70	Mike Dirks vs. Steelers (W)	0
11/12/67	Jim Nettles at LA Rams (L)	0
12/18/49	<u>Leo Skladany* at LA Rams (W)</u>	2
11/3/46	Augie Lio vs. Giants (W)	0

* - denotes rookie

Underline - denotes playoff game

MISSED FIELD GOAL RETURNS FOR TOUCHDOWNS

Date	Player/Opponent/Result	Yards
9/26/71	Al Nelson vs. Cowboys (L)	101
12/11/66	Al Nelson vs. Browns (W)	100
9/16/62	Timmy Brown vs. St. Louis Cardinals (L)	99

BLOCKED FIELD GOAL RETURNS FOR TOUCHDOWNS

Date	Player/Opponent/Result	Yards
10/23/05	Matt Ware vs. Chargers (W)	65
11/20/88	Clyde Simmons at Giants (W)	15

BEST PERFORMANCES VS. EAGLES



SCORING

Most Touchdowns Scored

- 5 James Stewart, Jaguars (10/12/97 at Jax.) [all rushing]
- 4 Joseph Addai, Colts (11/26/06 at Ind.); Larry Brown, Redskins (12/16/73 at Was.); Ron Johnson, Giants (10/2/72 at Phi.); MacArthur Lane, Cardinals (10/18/70 at Phi.); John David Crow, Cardinals (12/16/62 at StL); Jim Taylor, Packers (11/11/62 at Phi.); Jim Brown, Browns (11/19/61 at Cle.)

Most Field Goals

- 5 (7 times) last by Josh Brown, Giants (10/27/13 at Phi., 5 att) and Al Del Greco, Titans (12/3/00 at Phi., 5 att)

Longest Field Goal

- 62 Matt Bryant, Buccaneers (10/22/06 at TB)
- 56 Justin Tucker, Ravens (9/16/12 at Phi.)
- 56 Mason Crosby, Packers (9/12/10 at Phi.)
- 56 Morten Andersen, Saints (12/26/93 at Phi.)
- 55 (2 times) last by Martin Gramatica (12/23/07 at NO)

RUSHING

Most Rushing Attempts

- 43 Butch Woolfolk, Giants (11/20/83 at Phi.)

Most Yards Rushing

- 237 Emmitt Smith, Cowboys (10/31/93 at Phi.) 30 att.
- 237 Jim Brown, Browns (11/19/61 at Cle.) 34 att.
- 235 Doug Martin, Buccaneers (11/22/15 vs. TB) 27 att.
- 223 Jim Brown, Browns (11/3/63 at Phi.) 28 att.
- 221 Gerald Riggs, Redskins (9/17/89 at Was.) 29 att.

Most Touchdowns Rushing

- 5 James Stewart, Jaguars (10/12/97 at Jax.)
- 4 Joseph Addai, Colts (11/26/06 at Ind.); Jim Taylor, Packers (11/11/62 at Phi.); Jim Brown, Browns (11/19/61 at Cle.)

Longest Run From Scrimmage

- 87t John Henry Johnson, Steelers (12/11/60 at Pit.)
- 85t Reggie Brooks, Redskins (9/19/93 at Phi.)
- 84t Herschel Walker, Cowboys (12/14/86 at Dal.)
- 84 Doug Martin, Buccaneers (11/22/15 vs. TB)

PASSING

Most Passes Attempted

- 58 Ryan Fitzpatrick, Jets (9/27/15 at NYJ)
- 56 Tom Brady, Patriots (12/6/15 at NE)
- 56 Fran Tarkenton, Vikings (12/3/78 at Min.)
- 54 Tom Brady, Patriots (11/25/07 at NE)
- 54 Dan Marino, Dolphins (12/9/90 at Mia.) (OT)

Most Passes Completed

- 37 Daunte Culpepper, Vikings (9/20/04 at Phi.)
- 36 Philip Rivers, Chargers (9/15/13 at Phi.)
- 35 Ryan Fitzpatrick, Jets (9/27/15 at NYJ)
- 34 Tom Brady, Patriots (11/25/07 at NE)
- 34 Tom Ramsey, Patriots (11/29/87 at NE) (OT)

Most Yards Gained Passing

- 446 Jon Kitna, Lions (9/23/07 at Phi.)
- 429 Eli Manning, Giants (9/28/14 at NYG)
- 428 Joe Montana, 49ers (9/24/89 at Phi.)
- 427 Kirk Cousins, Redskins (9/21/14 at Phi.)
- 419 Philip Rivers, Chargers (9/15/13 at Phi.)

Most Touchdown Passes

- 5 Matthew Stafford, Lions (11/26/15 at Det.); Jameis Winston, Buccaneers (11/22/15 vs. TB); Eli Manning, Giants (12/30/12 at NYG); Joe Montana, 49ers (9/24/89 at Phi.); Craig Morton, Cowboys (10/19/69 at Dal.); Don Meredith, Cowboys (10/9/66 at Dal.); Don Meredith, Cowboys (9/29/68 at Phi.); Sonny Jurgensen, Redskins (10/11/64 at Was.); Sammy Baugh, Redskins (9/28/47 at Phi.); Frank Filchock, Redskins (10/8/44 at Phi.)

Longest Pass Play

- 96 Bill Kilmer to Walter Roberts, Saints (11/19/67 at Phi.)
- 93t Neil Lomax to Ernie Jones, Cardinals (12/10/88 at Pho.)
- 91t Jon Kitna to Roy Williams, Lions (9/23/07 at Phi.)
- 90t Seneca Wallace to Koren Robinson (11/2/08 at Sea.)
- 90t Virgil Carter to Speedy Thomas, Bengals (9/19/71 at Cin.)

RECEIVING

Most Passes Caught

- 13 Wes Welker, Patriots (11/25/07 at NE)
- 13 Terrell Owens, 49ers (11/25/02 at SF)
- 12 (7 times) last by Antonio Brown (9/25/16 vs. Pit.)

Most Yards Gained Receiving

- 225 Kenny Britt, Titans (10/24/10 at Ten.) 7 rec.
- 213 Tony Hill, Cowboys (11/12/79 at Dal.) 7 rec.
- 212 Hugh Taylor, Redskins (9/28/47 at Phi.) 8 rec.
- 204 Roy Williams, Lions (9/23/07 at Phi.) 9 rec.
- 193 Jessie Hester, Raiders (11/30/86 at LA) 4 rec.

Most Touchdown Passes Caught

- 3 (17 times) last by Calvin Johnson, Lions (11/26/15 at Det.)

INTERCEPTIONS

Most Interceptions

- 3 (14 times) last by Lofa Tatupu, Seahawks (12/2/07 at Phi.)

Longest Interception Return

- 107t Ed Reed, Ravens (11/23/08 at Bal.)
- 100t Mike Gaechter, Cowboys (10/14/62 at Dal.)
- 99t Patrick Robinson, Saints (11/5/12 at NO)
- 98 Brandon McDonald (12/15/08 vs. Cle.)
- 97t Darren Sharper, Saints (9/20/09 at Phi.)

MISCELLANEOUS

Most Punts

- 14 Sammy Baugh, Redskins (11/5/39 at Was.)

Longest Punt

- 85 Sammy Baugh, Redskins (12/1/40 at Was.)
- 80 Parker Hall, Cleveland Rams (12/3/39 at Phi.)

Longest Kickoff Return

- 105t Trindon Holliday, Broncos (9/29/13 at Den.)
- 104t Buddy Young, Colts (11/15/53 at Phi.)
- 103t George Hoey, Cardinals (11/21/71 at StL)
- 102t Larry Jones, Redskins (11/24/74 at Was.)
- 101t Wallace Francis, Bills (10/7/73 at Buf.)
- 101t Amos March, Cowboys (10/14/62 at Dal.)

Longest Punt Return

- 90t Adam Jones, Titans (11/19/06 at Phi.)
- 90t Jacquez Green, Redskins (9/16/02 at Was.)
- 88t Andre Coleman, Chargers (9/17/95 at Phi.)
- 88t George Grosvenor, Cardinals (11/8/36 at Chi.)
- 87t Ted Ginn Jr., Dolphins (11/18/07 at Phi.)
- 86t Johnny Roland, Cardinals (10/2/66 at Phi.)

Longest Fumble Return

- 93t James Sanders, Cardinals (9/23/12 at Arz.)
- 74t Bull Karcis, Giants (10/16/38 at NYG)
- 69t DeMarcus Ware, Cowboys (10/8/06 at Phi.)
- 65t Willie Teal, Vikings (12/1/85 at Phi.)
- 64 Ray Edwards, Falcons (9/18/11 at Atl.)

Longest Return With Intercepted Lateral

- 93t Dick Poillon, Redskins (11/21/48 at Phi.)

SINGLE-SEASON TEAM RECORDS



SCORING

Most Points Scored

474 (2014, 16 games)
442 (2013, 16 games)
439 (2010, 16 games)
429 (2009, 16 games)
416 (2008, 16 games)

Fewest Scored

51 (1936, 12 games)
60 (1935, 11 games)
77 (1933, 9 games)

Most Allowed

444 (2012, 16 games)
430 (2015, 16 games)
409 (1967, 14 games)
400 (2014, 16 games)
393 (1973, 14 games)

Fewest Allowed

85 (1934, 11 games)
131 (1944, 10 games)
133 (1945, 10 games)

TOUCHDOWNS

Most Scored

54 (2014, 16 games)
53 (2013, 16 games)
50 (1948, 12 games)
49 (3x - 2010, 16 games)

Fewest Scored

6 (1936, 12 games)

Most Allowed

52 (2012, 16 games)
52 (1967, 14 games)
50 (2015, 16 games)
48 (2014, 16 games)

Fewest Allowed

10 (1934, 11 games)
17 (1950, 12 games)
17 (1949, 12 games)
18 (1945, 10 games)

Most by Rushing

25 (1949, 12 games)
25 (1945, 10 games)
23 (2003, 16 games)

Most by Passing

34 (1990, 16 games)
34 (1961, 14 games)
33 (1954, 12 games)
32 (2013, 16 games)
32 (2004, 16 games)

KICKING

Most Field Goals Made

33 (2008, 16 games)
32 (2014, 16 games)
32 (2010, 16 games)
32 (2009, 16 games)
30 (2x - 2002, 16 games)

Most PATs Made

54 (2014, 16 games)
50 (1948, 12 games)
48 (2006, 16 games)
48 (1980, 16 games)
47 (2x - 2010, 16 games)

RUSHING

Most Attempts

632 (1949, 12 games)
587 (1978, 16 games)
581 (1950, 12 games)

Most Yards Gained

2,607 (1949, 12 games)
2,566 (2013, 16 games)
2,556 (1990, 16 games)
2,509 (1981, 16 games)
2,456 (1978, 16 games)

PASSING

Most Attempts

623 (2015, 16 games)
621 (2014, 16 games)
620 (2005, 16 games)
618 (2012, 16 games)
606 (2008, 16 games)

Most Completions

405 (2015, 16 games)
384 (2014, 16 games)
367 (2012, 16 games)
362 (2008, 16 games)
350 (2007, 16 games)

Most Yards Gained (Gross)

4,581 (2014, 16 games)
4,406 (2013, 16 games)
4,380 (2009, 16 games)
4,341 (2015, 16 games)
4,309 (2006, 16 games)

TOTAL NET YARDS

Most Gained

6,676 (2013, 16 games)
6,386 (2011, 16 games)
6,348 (2014, 16 games)
6,230 (2010, 16 games)
6,103 (2006, 16 games)

FIRST DOWNS

Most First Downs

356 (2014, 16 games)
356 (2011, 16 games)
355 (2013, 16 games)
339 (2015, 16 games)
332 (2012, 16 games)

Most by Rushing

157 (1981, 16 games)
143 (1978, 16 games)
143 (1949, 12 games)
142 (1950, 12 games)
138 (1992, 16 games)

Most by Passing

218 (2014, 16 games)
204 (2008, 16 games)
203 (1997, 16 games)
197 (2013, 16 games)
197 (2011, 16 games)

Most by Penalty

41 (2003, 16 games)
36 (2015, 16 games)
34 (1988, 16 games)
32 (1998, 16 games)
31 (2012, 16 games)

FUMBLES

Most Opponents' Fumbles Recovered

27 (1987, 15 games)
26 (1989, 16 games)
25 (1971, 14 games)
22 (1991, 16 games)
22 (2002, 16 games)
22 (1954, 12 games)

INTERCEPTIONS

Most Thrown

36 (1936, 12 games)
34 (1933, 9 games)
31 (1963, 14 games)
31 (1962, 14 games)
31 (1953, 12 games)

Most Intercepted

33 (1944, 10 games)
32 (1988, 16 games)
31 (1950, 12 games)
30 (1960, 12 games)
30 (1989, 16 games)

PENALTIES

Most Penalties

138 (1994, 16 games)
134 (2005, 16 games)
129 (2010, 16 games)
124 (2004, 16 games)
120 (1990, 16 games)

Most Yards Penalized

1,130 (2005, 16 games)
1,107 (1994, 16 games)
1,101 (2010, 16 games)
995 (2014, 16 games)
983 (2006, 16 games)

QUARTERBACK SACKS

Most Sacks Made

62 (1989, 16 games)
60 (1984, 16 games)
57 (1987, 15 games)
56 (2002, 16 games)
55 (1992, 16 games)
55 (1991, 16 games)

Most Sacks Allowed

104 (1986, 16 games)
72 (1987, 15 games)
64 (1997, 16 games)
64 (1992, 16 games)
60 (1984, 16 games)

Fewest Sacks Allowed

22 (1981, 16 games)
23 (2008, 16 games)
23 (1970, 14 games)
26 (1971, 14 games)
26 (1968, 14 games)

Best Season, win percentage

1949 Won 11, Lost 1 (.917)

Best Season, win total

2004 13 wins, 3 losses

Worst Season

1936 Won 1, Lost 11 (.083)

Longest Winning Streak

9 (10/19/03 - 12/15/03)

9 (9/30/60 - 12/4/60)

Longest Winning Streak at Home

13 (12/14/47 - 12/11/49)

Longest Losing Streak at Home

10 (10/14/12 - 10/27/13)

Longest Winning Streak on Road

9 (10/19/03 - 10/24/04)

9 (11/12/00 - 12/16/01)

Longest Losing Streak on Road

12 (12/14/97 - 10/3/99)

12 (10/15/39 - 12/1/40)

Longest Losing Streak

14 (9/20/36 - 9/21/37)

Most Consecutive Wins - Start of Season

7 in 2004

Most Consecutive Wins - End of Season

8 in 1949 (Reg. Season)

Most Consecutive Losses - Start of Season

11 in 1968

Most Consecutive Losses - End of Season

11 in 1936

Total Shutouts by Eagles

36 last vs. NYG, 10/12/14

Most Shutouts in a Season

4 in 1934 and 1948

Most Consecutive Games Scored Points

120 (11/18/62 - 10/3/71)

Most Consecutive Games Scored Touchdown

92 (10/2/77 - 10/16/83)

Largest Comeback Victory

28-24 vs. Chicago Cardinals at Metropolitan Stadium, October 25, 1959 (came back from 24-0 deficit in 3rd qtr.)

28-24 vs. Washington Redskins at Griffith Stadium, October 27, 1946 (came back from 24-0 deficit at half-time)

Largest Comeback vs. Eagles

28-23 vs. Minnesota Vikings at Veterans Stadium, December 1, 1985 (came back from 23-0 deficit in 4th qtr.)

SINGLE-GAME TEAM RECORDS



SCORING

Most Scored

- 64 vs. Cincinnati Reds, 11/6/34
- 59 at Washington Redskins, 11/15/10
- 56 vs. Detroit Lions, 9/23/07
- 56 at Chicago Cardinals, 10/25/53
- 56 vs. Los Angeles Rams, 10/7/50

Most Allowed

- 62 at Giants, 11/26/72
- 56 at Cowboys, 10/9/66
- 56 at Giants, 10/15/33

Most, Both Teams

- 87 Eagles 59, Redskins 28, [at Was.] 11/15/10
- 87 Eagles 45, Redskins 42, [at Phil.] 9/28/47
- 86 Eagles, 44, Bengals 42, [at Phil.] 11/30/97

Fewest, Both Teams

- 0 Eagles 0, Brooklyn Dodgers 0, [at Phil.], 10/1/39

Most, Both Teams — One Quarter

- 47 Eagles 20, Cardinals 27, [at StL], 12/13/64

Most Scored in 1st Quarter

- 28 at Redskins, 11/15/2010
- 27 at Steelers, 12/12/1965
- 26 vs. Cincinnati Reds, 11/6/1934
- 24 at Falcons, 10/8/1967

Most Allowed in 1st Quarter

- 28 at Broncos, 10/4/1998
- 28 at Cowboys, 10/19/1969
- 24 at Bills, 12/2/1990
- 21 [eight times] last at Broncos, 9/29/13

Most Scored Both Teams in 1st Quarter

- 35 at Saints, 12/23/2007, [E-21, NO-14]
- 35 at Cowboys, 10/19/1969, [E-7, C-28]
- 28 [four times] last at Redskins, 11/15/2010 [E-28, R-0]

Most Scored in 2nd Quarter

- 31 vs. Lions, 12/30/1995
- 28 vs. Panthers, 9/13/09
- 28 vs. Packers, 12/5/2004
- 28 at Cowboys, 11/15/2004
- 28 vs. Saints, 11/19/1967

Most Allowed in 2nd Quarter

- 28 vs. Bears, 10/4/1987
- 28 vs. St. Louis Cardinals, 10/18/1970
- 28 vs. Packers, 11/11/1962
- 28 at Bears, 10/17/1943

Most Total Both Teams in 2nd Quarter

- 47 at St. Louis Cardinals, 12/13/1964, [E-20, C-27]
- 42 at Cowboys, 11/15/2004, [E-28, D-14]
- 42 at Redskins, 11/27/1983, [E-21, W-21]
- 38 at St. Louis Cardinals, 12/16/1962, [E-21, C-17]

Most Scored in 1st Half

- 45 at Redskins, 11/15/2010
- 42 vs. Lions, 9/23/2007
- 38 vs. Lions, 12/30/1995
- 35 [three times] last vs. Packers, 12/5/2004

Most Allowed in 1st Half

- 42 at Cowboys, 10/19/1969
- 38 at Giants, 11/26/1972
- 35 [six times] last at Giants, 12/30/2012

Most Scored Both Teams 1st Half

- 63 vs. Lions, 9/23/2007, [E-42, D-21]
- 59 at Redskins, 11/15/2010, [E-45, R-14]
- 59 at St. Louis Cardinals, 12/16/1962, [E-28, C-31]
- 57 at St. Louis Cardinals, 12/13/1964, [E-27, C-30]
- 54 at Cowboys, 9/15/2008, [E-30, D-24]

Most Scored in 3rd Quarter

- 21 vs. Steelers, 9/25/16
- 21 at Raiders, 11/3/13
- 21 at Falcons, 9/18/11
- 21 vs. Redskins, 11/12/1990
- 21 vs. Patriots, 11/4/1973
- 21 at Redskins, 12/3/1967
- 21 vs. Chi. Cardinals [at Minneapolis], 10/25/1959
- 21 vs. NY Giants, 10/4/1959
- 21 vs. Redskins, 11/28/1954
- 21 vs. NY Bulldogs, 11/20/1949

Most Allowed in 3rd Quarter

- 28 vs. Redskins, 10/1/1955
- 23 at Giants, 10/21/1951

Most Scored Both Teams 3rd Quarter

- 42 vs. Redskins, 10/1/1955, [E-14, R-28]
- 35 at Redskins, 12/3/1967, [E-21, R-14]
- 34 at Redskins, 11/1/1942, [E-14, R-20]

Most Scored in 4th Quarter

- 28 at NY Giants, 12/19/2010
- 28 vs. Lions, 12/8/2013
- 26 at Saints, 1/3/1993
- 24 vs. Baltimore Colts, 11/15/1953
- 23 at 49ers, 10/12/2008

Most Allowed in 4th Quarter

- 28 vs. 49ers, 9/24/1989
- 28 vs. Vikings, 12/1/1985
- 28 vs. Chicago Cardinals, 12/7/1947
- 28 vs. Bears, 11/30/1941

Most Scored Both Teams 4th Quarter

- 42 vs. Chicago Cardinals, 12/7/1947, [E-14, C-28]
- 38 vs. 49ers, 9/24/1989, [E-10, S-28]
- 37 at Arizona Cardinals, 11/24/1996, [E-17, A-20]
- 35 [four times] last at Giants, 12/19/2010 [E-28, G-7]

Most Scored in 2nd Half

- 35 at NY Giants, 12/19/2010
- 35 at St. Louis Cardinals, 11/8/1981
- 34 vs. Jaguars, 9/7/2014
- 34 vs. Lions, 12/8/2013
- 32 [three times] last vs. Falcons, 10/1/2000

Most Allowed in 2nd Half

- 49 vs. Bears, 11/30/1941
- 42 vs. Chicago Cardinals, 12/7/1947
- 34 at Oakland Raiders, 10/17/1971
- 31 [seven times] last at Broncos 9/29/13

SINGLE-GAME TEAM RECORDS



Most Scored Both Teams 2nd Half

- 56 vs. Chicago Cardinals, 12/7/1947, [E-14, C-42]
- 52 at Vikings, 12/15/2013, [E-21, V-31]
- 52 vs. Redskins, 10/1/1955, [E-21, R-31]
- 50 vs. Lions, 12/30/1995, [E-20, D-30]
- 49 vs. Bears, 11/30/1941, [E-0, B-49]
- 49 vs. Redskins, 9/28/47, [E-21, R-28]

Most Decisive Victory

- 64 Eagles 64, Cincinnati Reds 0, 11/6/34
- 45 (three times) last vs. Boston Yanks [E-45, Y-0], 11/14/48

Most Decisive Loss

- 56 Giants 56, Eagles 0, 10/15/33
- 52 Giants 62, Eagles 10, 11/26/72

TOUCHDOWNS

Most Scored

- 10 vs. Cincinnati Reds, 11/6/34
- 8 at Redskins, 11/15/10
- 8 vs. Lions, 9/23/07
- 8 at Cardinals, 10/25/53
- 8 vs. Rams, 10/7/50

Most Allowed

- 8 (three times) last at Giants, 11/26/72

Most Scored by Rushing

- 5 at Cowboys, 10/22/61
- 5 vs. Redskins, 10/23/49
- 5 at Redskins, 10/17/48
- 5 vs. Boston Yanks, 12/9/45

Most Allowed by Rushing

- 6 Packers, 11/11/62

Most by Passing

- 7 at Raiders, 11/3/13
- 7 at Redskins, 10/17/54

Most Allowed by Passing

- 5 (12 times) last at Lions, 11/26/15

KICKING

Most Field Goals Made

- 6 at Oilers, 11/12/72
- 5 (five times) last vs. Titans, 11/23/14

Most Field Goals Allowed

- 5 (seven times) last vs. Giants, 10/27/13

TOTAL YARDS

Most Yards Gained

- 592 at Redskins, 11/15/10 (332 passing, 260 rushing)
- 583 vs. 49ers, 9/18/05 (443 passing, 140 rushing)
- 582 at Browns, 11/7/65 (352 passing, 230 rushing)
- 575 vs. Redskins, 11/21/48 (199 passing, 376 rushing)
- 574 vs. Colts, 11/15/81 (339 passing, 235 rushing)

Fewest Yards Gained

- 23 at Lions, 9/20/35
- 54 vs. Packers, 11/11/62

Most Yards Allowed

- 652 at Cowboys, 10/9/66 (440 passing, 212 rushing)

Fewest Yards Allowed

- 29 vs. Brooklyn Dodgers, 12/3/44

FIRST DOWNS

Most, Total

- 34 vs. Saints 10/11/15
- 34 vs. Colts, 11/15/81
- 33 vs. Vikings, 11/11/01
- 32 vs. Cardinals, 11/27/08; at Redskins, 9/17/89; at Chicago Cardinals, 10/25/53; and at Redskins, 12/2/51

Most Allowed, Total

- 37 vs. Packers, 11/11/62

Fewest Allowed, Total

- 1 at NY Bulldogs, 9/22/49; vs. Brooklyn Dodgers, 10/1/39; at Browns, 12/3/50
- 2 vs. Brooklyn Dodgers, 11/11/34

Most by Rushing

- 25 at Redskins, 12/2/51

Most Allowed by Rushing

- 21 vs. Packers, 11/11/62 and vs. Browns, 12/13/59

Fewest Allowed by Rushing

- 0 (7 times) last vs. Cardinals, 11/27/08

Most by Passing

- 24 at Redskins, 9/17/89
- 22 at Redskins, 12/20/14
- 22 at Chargers, 11/15/09
- 22 at Chiefs, 10/2/05

Most Allowed by Passing

- 22 vs. Chargers, 9/15/13
- 22 at Cardinals, 12/13/64
- 21 (3 times) last vs. Rams, 10/5/14

Fewest Allowed by Passing

- 0 (8 times) last at Browns, 12/3/50

Most by Penalty

- 8 at Bears, 11/3/02
- 8 vs. Lions, 12/2/79

Most Allowed by Penalty

- 6 (seven times) last at Cowboys, 11/8/15

RUSHING

Most Attempts

- 64 at Redskins, 12/2/51
- 64 at Baltimore Colts, 10/15/50
- 64 vs. Los Angeles Rams, 11/6/49
- 64 at Redskins, 11/28/43

Most Attempts Allowed

- 67 at Lions, 9/20/35

Most Yards Gained

- 376 vs. Redskins, 11/21/48

Fewest Yards Gained

- 36 at Bears, 11/19/39
- 23 vs. Lions, 11/17/40

Most Yards Allowed

- 370 at Lions, 9/20/35

Fewest Yards Allowed

- 33 vs. Brooklyn Dodgers, 10/2/43
- 26 at Boston Yanks, 12/8/46
- 10 vs. Boston Yanks, 10/22/44
- 13 vs. Brooklyn Tigers, 12/3/44
- 14 vs. Redskins, 9/28/47

SINGLE-GAME TEAM RECORDS



PASSING

Most Attempts

- 62 at Cardinals, 10/26/14
- 62 at Bears, 10/2/89
- 61 vs. Titans, 11/19/06
- 60 at Redskins, 12/1/40

Fewest Attempts

- 3 vs. Steelers, 12/1/46

Most Attempts Allowed

- 63 at 49ers, 11/25/02
- 58 at Jets, 9/27/15
- 57 at Patriots, 12/6/15
- 56 at Vikings, 12/3/78
- 55 vs. Rams, 10/7/50

Fewest Attempts Allowed

- 0 at Browns, 12/3/50
- 1 at NY Bulldogs, 9/22/49; at Cardinals, 11/8/36

Most Completions

- 37 vs. Redskins, 12/26/15
- 37 at Redskins, 12/20/14
- 36 at Falcons, 9/14/15
- 36 at Cardinals, 10/26/14

Fewest Completions

- 0 at Redskins, 10/18/36

Most Completions Allowed

- 37 vs. Vikings, 9/20/04
- 36 at 49ers, 11/25/02
- 35 at Jets, 9/27/15
- 34 at Patriots, 11/25/07
- 34 at Patriots, 11/29/87

Fewest Completions Allowed

- 0 at Browns, 12/3/50
- 0 vs. NY Bulldogs, 9/22/49
- 0 at Chicago Cardinals, 11/8/36
- 0 vs. Brooklyn Dodgers, 11/29/36
- 0 vs. Cincinnati Reds, 11/6/34

Most Yards Gained (gross)

- 486 vs. Giants, 11/8/53
- 464 vs. Packers, 12/5/04

Fewest Yards Gained (gross)

- 0 at Boston Redskins, 10/18/36

Most Yards Allowed (gross)

- 447 at Cowboys, 10/9/66
- 446 vs. Lions, 9/23/07

Fewest Yards Allowed (gross)

- 0 at Browns, 12/3/50, at NY Bulldogs, 9/22/49, at Cardinals, 11/8/36, and vs. Cincinnati Reds, 11/6/34

PENALTIES

Most Penalties

- 19 vs. Oilers, 10/2/88
- 16 at Seahawks, 12/13/92
- 16 at Giants, 12/3/89

Fewest Penalties

- 0 many times; last vs. Cowboys, 12/28/08

Most Penalties by Opponent

- 22 vs. Bears, 11/26/44

Fewest Penalties by Opponent

- 0 many times; last at Jets, 10/14/07

Most Yards Penalized

- 191 at Seahawks, 12/13/92
- 171 vs. Saints, 11/23/03

Fewest Yards Penalized

- 0 many times; last vs. Cowboys, 12/28/08

Most Yards Opponent Penalized

- 170 vs. Bears, 11/26/44

Fewest Yards Opponent Penalized

- 0 many times; last at Jets, 10/14/07

Most Penalties, Both Teams

- 31 Eagles 19, Houston Oilers 12 (at Phil.), 10/2/88
- 28 Eagles 13, St. Louis Rams 15 (at StL), 12/18/05

Fewest Penalties, Both Teams

- 1 Eagles 1, Brooklyn Dodgers 0 (at Phil.), 10/1/39
- 1 Eagles 1, Chicago Cardinals 0 (at Chi.), 11/10/35
- 1 Eagles 1, Brooklyn Dodgers 0 (at Phil.), 11/11/34

Most Yards Penalized, Both Teams

- 272 Eagles 171, Saints 101 (at Phil.), 11/23/03
- 262 Eagles 157, Chicago Cardinals 105 (at Chi.), 11/30/52

Fewest Yards Penalized, Both Teams

- 5 Eagles 5, Pittsburgh Steelers 0 (at Phil.), 10/24/65
- 5 Eagles 5, Brooklyn Dodgers 0 (at Phil.), 10/1/39
- 5 Eagles 5, Chicago Cardinals 0 (at Chi.), 11/10/35
- 5 Eagles 5, Brooklyn Dodgers 0 (at Phil.), 11/11/34

FUMBLES

Most Committed

- 10 vs. Giants, 10/9/43

Most Lost

- 6 at Redskins, 11/6/55
- 6 at Boston Yanks, 12/8/46
- 6 vs. Steelers, 10/7/34

Most Committed by Opponent

- 8 Packers (at Phil.), 12/1/74
- 7 [six times] last by Giants (at NY), 12/28/02

Most Fumbles Lost by Opponent

- 6 Giants (at NY), 11/17/68
- 6 NY Bulldogs (at Phil.), 11/20/49
- 5 [six times] last by Oilers (at Hou.), 12/2/91

INTERCEPTIONS

Most Thrown

- 7 vs. Cowboys, 9/26/71
- 7 at Boston Redskins, 11/3/35
- 6 [six times] last vs. Cardinals, 10/21/56

Most Intercepted

- 9 at Steelers, 12/12/65
- 8 at Cardinals, 9/24/50
- 7 at Redskins, 12/21/75

TOTAL TURNOVERS

Most Committed

- 9 at Bears, 10/12/47

Most Forced by Defense

- 12 at Steelers, 12/12/65 (9 INTs, 3 fumble rec.)
- 12 at Cardinals, 9/24/50 (8 INTs, 4 fumble rec.)

SINGLE-GAME TEAM RECORDS



PUNTS

Most Punts

15 at Giants, 12/6/87
12 vs. Giants, 12/12/54. at Packers, 11/2/52. vs. Redskins,
10/4/42

Fewest Punts

0 (four times) last vs. Colts, 11/15/81

PUNT RETURNS

Most Punt Returns

12 at Browns, 12/3/50

Most Punt Returns by Opponent

9 (five times) last at Cardinals, 12/24/05

Most Yards Punt Returns

148 at Boston Yanks, 12/8/46

Most Yards Punt Returns Allowed

147 vs. Cardinals, 10/2/66

KICKOFF RETURNS

Most Kickoff Returns

9 at Giants, 11/26/72

9 at Giants, 11/10/46

Most Kickoff Returns Allowed

9 (six times) last vs. Cardinals, 11/27/08

Most Yards Kickoff Returns

261 vs. Cowboys, 11/6/66

253 at Cardinals, 11/24/96

235 vs. Cardinals, 9/19/65

Most Yards Kickoff Returns by Opponent

256 at Browns, 11/7/65

SACKS

Most Sacks Recorded

11 at Cowboys, 9/15/91

10 vs. Lions, 9/23/07

9 vs. Panthers, 11/10/14

9 at Dolphins, 12/11/11

9 vs. Steelers, 9/21/08

9 at Falcons, 12/16/84

Most Sacks Allowed

12 at Giants, 9/30/07

11 vs. Bears, 10/4/87

11 at Raiders, 11/30/86

11 vs. Lions, 11/16/86

11 at Cardinals, 12/18/83

ALL-TIME TEAM HIGHS AND LOWS



EAGLES HIGHS

64	vs. Cin.	11/6/34
10	vs. Cin.	11/6/34
5	{4x} last at Dal.	10/22/61
7	{2x} last at Oak.	11/3/13
7	{2x} last at Hou.	11/12/72
6	at Hou.	11/12/72
34	{2x } last vs. NO	10/11/15
25	at Was.	12/2/51
24	at Was.	9/17/89
592	at Was.	11/15/10
64	{3x} last at Was.	12/2/51
376	vs. Was.	11/21/48
460	vs. NYG	11/8/53
12	at NYG	9/30/07
486	vs. NYG	11/8/53
62	{2x} last at Ari.	10/26/14
37	last vs. Was.	12/26/15
7	{2x} last vs. Dal.	9/26/71
9	at Chi.	10/12/47
10	vs. NYG	10/9/43
6	{3x} last at Was.	11/6/55
15	at NYG	12/6/87
60.0	{2x} last at Min.	10/28/62
19	vs. Hou.	10/2/88
191	at Sea.	12/13/92

CATEGORY

POINTS
TOUCHDOWNS
RUSHING TDS
PASSING TDS
FIELD GOALS ATTEMPTED
FIELD GOALS MADE
TOTAL FIRST DOWNS
RUSHING FIRST DOWNS
PASSING FIRST DOWNS
TOTAL NET YARDS
RUSHING ATTEMPTS
NET YARDS RUSHING
NET YARDS PASSING
QB SACKS ALLOWED
GROSS YARDS PASSING
PASS ATTEMPTS
PASS COMPLETIONS
INTERCEPTIONS THROWN
TOTAL TURNOVERS
FUMBLES BY
FUMBLES LOST
PUNTS
PUNTING AVERAGE
PENALTIES
YARDS PENALIZED

EAGLES LOWS

0	last at Dal.	1/3/10
0	last vs. Dal.	10/20/13
0	last vs. Min.	10/23/13
0	last at NYG	11/6/16
0	last at NYG	1/3/16
0	last at NYG	1/3/16
2	{5x} last vs. Was	10/24/37
0	{7x} last at Dal.	10/9/05
0	{2x} last vs. NYG	10/5/57
23	at Det.	9/20/35
9	{4x} last at Dal.	10/9/05
-36	at Chi.	11/19/39
-13	vs. NYG	12/11/77
0	last vs. Min.	10/23/13
0	at Boston Redskins	10/18/36
3	vs. Pit.	12/1/46
0	at Bos.	10/18/36
0	last at Dal.	10/30/16
0	last at Was.	10/16/16
0	last at Was.	10/16/16
0	last at NYG	11/6/16
0	last vs. Bal.	11/15/81
0.0	last vs. Bal.	11/15/81
0	{16x} last vs. Dal.	12/28/08
0	{16x} last vs. Dal.	12/28/08

OPPONENTS HIGHS

62	at NYG	11/26/72
8	{3x} last at NYG	11/26/72
6	vs. GB	11/11/62
5	{12x} last last at Det.	11/26/15
7	at NO	11/30/69
5	{7x} last vs. NYG	10/27/13
37	vs. GB	11/11/62
21	{2x} last vs. GB	11/11/62
22	at StL	12/13/64
652	at Dal.	10/9/66
67	at Det.	9/20/35
370	at Det.	9/20/35
440	at Dal.	10/9/66
11	at Dal.	9/15/91
447	at Dal.	10/9/66
63	at SF	11/25/02
37	vs. Min.	9/20/04
9	at Pit.	12/12/65
12	{2x} last at Pit.	12/12/65
8	vs. GB	12/1/74
6	{2x} last at NYG	11/17/68
15	at Was.	11/5/39
69.0	at Was.	12/27/03
22	vs. Chi.	11/26/44
170	vs. Chi.	11/26/44

CATEGORY

POINTS
TOUCHDOWNS
RUSHING TDS
PASSING TDS
FIELD GOALS ATTEMPTED
FIELD GOALS MADE
TOTAL FIRST DOWNS
RUSHING FIRST DOWNS
PASSING FIRST DOWNS
TOTAL NET YARDS
RUSHING ATTEMPTS
NET YARDS RUSHING
NET YARDS PASSING
QB SACKS ALLOWED
GROSS YARDS PASSING
PASS ATTEMPTS
PASS COMPLETIONS
INTERCEPTIONS THROWN
TOTAL TURNOVERS
FUMBLES BY
FUMBLES LOST
PUNTS
PUNTING AVERAGE
PENALTIES
YARDS PENALIZED

OPPONENTS LOWS

0	last vs. NYG	10/12/14
0	last vs. Pit.	9/25/16
0	last at NYG	11/6/16
0	last vs. Pit.	9/25/16
0	last at NYG	11/6/16
0	last at NYG	11/6/16
1	{3x} last at Cle	12/3/50
0	{6x} last vs. Arz.	11/27/08
0	{8x} last at Cle.	12/3/50
29	vs. Brooklyn	12/3/44
10	{2x} last vs. Arz.	11/27/08
-33	vs. Brooklyn	10/2/43
	NA	
0	last at Was.	10/16/16
0	{4x} last at Cle.	12/3/50
0	at Cle.	12/3/50
0	{5x} last at Cle.	12/3/50
0	last at Det.	10/9/16
0	last vs. Was.	12/26/15
0	last at Was.	10/16/16
0	last at NYG	11/6/16
0	last at Pit.	11/7/04
	NA	
0	{11x} last at NYJ	10/14/07
0	{11x} last at NYJ	10/14/07

2016 NFL STANDINGS & SCHEDULE



2016 NFL STANDINGS AND SCHEDULE

Team	W		L		T		Div	Conf	Wk 1	Wk 2	Wk 3	Wk 4	Wk 5	Wk 6	Wk 7	Wk 8	Wk 9	Wk 10	Wk 11	Wk 12	Wk 13	Wk 14	Wk 15	Wk 16	Wk 17	
	W	L	T	Div	Conf	Wk 1			Wk 2	Wk 3	Wk 4	Wk 5	Wk 6	Wk 7	Wk 8	Wk 9	Wk 10	Wk 11	Wk 12	Wk 13	Wk 14	Wk 15	Wk 16	Wk 17		
NFC EAST	7	1	0	2-1	5-1	NYG	at Dal	NYG	at Dal	NYG	at Dal	NYG	at Dal	NYG	at Dal	NYG	at Dal	NYG	at Dal	NYG	at Dal	NYG	at Dal	NYG	at Dal	
Dallas	7	1	0	2-1	5-1	NYG	at Dal	NYG	at Dal	NYG	at Dal	NYG	at Dal	NYG	at Dal	NYG	at Dal	NYG	at Dal	NYG	at Dal	NYG	at Dal	NYG	at Dal	
NY Giants	5	3	0	2-1	4-3	at Dal	NYG	at Dal	NYG	at Dal	NYG	at Dal	NYG	at Dal	NYG	at Dal	NYG	at Dal	NYG	at Dal	NYG	at Dal	NYG	at Dal	NYG	at Dal
Washington	4	3	1	2-1	2-2	PIT	at Dal	NYG	at Dal	NYG	at Dal	NYG	at Dal	NYG	at Dal	NYG	at Dal	NYG	at Dal	NYG	at Dal	NYG	at Dal	NYG	at Dal	
Philadelphia	4	4	0	0-3	2-4	CLE	at Dal	NYG	at Dal	NYG	at Dal	NYG	at Dal	NYG	at Dal	NYG	at Dal	NYG	at Dal	NYG	at Dal	NYG	at Dal	NYG	at Dal	
NFC NORTH	5	3	0	1-2	3-3	at Ten	GB	at Ten	GB	at Ten	GB	at Ten	GB	at Ten	GB	at Ten	GB	at Ten	GB	at Ten	GB	at Ten	GB	at Ten	GB	
Minnesota	5	3	0	1-2	3-3	at Ten	GB	at Ten	GB	at Ten	GB	at Ten	GB	at Ten	GB	at Ten	GB	at Ten	GB	at Ten	GB	at Ten	GB	at Ten	GB	
Detroit	5	4	0	1-2	4-2	at Ind	TEN	at Ind	TEN	at Ind	TEN	at Ind	TEN	at Ind	TEN	at Ind	TEN	at Ind	TEN	at Ind	TEN	at Ind	TEN	at Ind	TEN	
Green Bay	4	4	0	2-1	3-3	at Jax	at Min	DET	at Min	DET	at Min	DET	at Min	DET	at Min	DET	at Min	DET	at Min	DET	at Min	DET	at Min	DET	at Min	
Chicago	2	6	0	2-1	2-3	at Hou	PHI	at Hou	PHI	at Hou	PHI	at Hou	PHI	at Hou	PHI	at Hou	PHI	at Hou	PHI	at Hou	PHI	at Hou	PHI	at Hou	PHI	
NFC SOUTH	6	3	0	3-1	4-2	TB	at Oak	ATL	at Oak	ATL	at Oak	ATL	at Oak	ATL	at Oak	ATL	at Oak	ATL	at Oak	ATL	at Oak	ATL	at Oak	ATL	at Oak	
Atlanta	6	3	0	3-1	4-2	TB	at Oak	ATL	at Oak	ATL	at Oak	ATL	at Oak	ATL	at Oak	ATL	at Oak	ATL	at Oak	ATL	at Oak	ATL	at Oak	ATL	at Oak	
New Orleans	4	4	0	1-1	3-2	OAK	at NYG	ATL	at NYG	ATL	at NYG	ATL	at NYG	ATL	at NYG	ATL	at NYG	ATL	at NYG	ATL	at NYG	ATL	at NYG	ATL	at NYG	
Tampa Bay	3	5	0	2-1	3-3	at Atl	at Arz	LA	at Atl	MIN	at Arz	LA	at Atl	MIN	at Arz	LA	at Atl	MIN	at Arz	LA	at Atl	MIN	at Arz	LA	at Atl	
Carolina	3	5	0	0-3	3-4	at Den	SF	at Den	SF	at Den	SF	at Den	SF	at Den	SF	at Den	SF	at Den	SF	at Den	SF	at Den	SF	at Den	SF	
AFC NORTH	5	2	1	1-1	2-2	MIA	at LA	SF	at LA	SF	at LA	SF	at LA	SF	at LA	SF	at LA	SF	at LA	SF	at LA	SF	at LA	SF	at LA	
Seattle	5	2	1	1-1	2-2	MIA	at LA	SF	at LA	SF	at LA	SF	at LA	SF	at LA	SF	at LA	SF	at LA	SF	at LA	SF	at LA	SF	at LA	
Arizona	3	4	1	1-1	2-2	NE	TB	at Buf	LA	at Buf	LA	at Buf	LA	at Buf	LA	at Buf	LA	at Buf	LA	at Buf	LA	at Buf	LA	at Buf	LA	
Los Angeles	3	5	0	2-1	3-4	at SF	SEA	at SF	SEA	at SF	SEA	at SF	SEA	at SF	SEA	at SF	SEA	at SF	SEA	at SF	SEA	at SF	SEA	at SF	SEA	
San Francisco	1	7	0	1-2	1-6	LA	at Car	SEA	at Car	SEA	at Car	SEA	at Car	SEA	at Car	SEA	at Car	SEA	at Car	SEA	at Car	SEA	at Car	SEA	at Car	
AFC EAST	7	1	0	2-1	6-1	at Arz	MIA	HOU	at Arz	MIA	HOU	at Arz	MIA	HOU	at Arz	MIA	HOU	at Arz	MIA	HOU	at Arz	MIA	HOU	at Arz	MIA	
New England	7	1	0	2-1	6-1	at Arz	MIA	HOU	at Arz	MIA	HOU	at Arz	MIA	HOU	at Arz	MIA	HOU	at Arz	MIA	HOU	at Arz	MIA	HOU	at Arz	MIA	
Miami	4	4	0	2-1	4-3	at Sea	at NE	CLE	at Sea	ATL	at NE	CLE	at Sea	ATL	at NE	CLE	at Sea	ATL	at NE	CLE	at Sea	ATL	at NE	CLE		
Buffalo	4	5	0	1-3	1-4	at Bal	NYJ	ARZ	at Bal	NYJ	ARZ	at Bal	NYJ	ARZ	at Bal	NYJ	ARZ	at Bal	NYJ	ARZ	at Bal	NYJ	ARZ	at Bal	NYJ	
NY Jets	3	6	0	1-1	3-4	CIN	at Buf	ARZ	at Buf	ARZ	at Buf	ARZ	at Buf	ARZ	at Buf	ARZ	at Buf	ARZ	at Buf	ARZ	at Buf	ARZ	at Buf	ARZ	at Buf	
AFC NORTH	4	4	0	2-0	4-2	BUF	at Cle	at Jax	OAK	at Jax	OAK	at Jax	OAK	at Jax	OAK	at Jax	OAK	at Jax	OAK	at Jax	OAK	at Jax	OAK	at Jax	OAK	
Baltimore	4	4	0	2-0	4-2	BUF	at Cle	at Jax	OAK	at Jax	OAK	at Jax	OAK	at Jax	OAK	at Jax	OAK	at Jax	OAK	at Jax	OAK	at Jax	OAK	at Jax	OAK	
Pittsburgh	4	4	0	1-1	3-3	at Was	CIN	at Phi	at Phi	at Jax	at Phi	at Jax	at Phi	at Jax	at Phi	at Jax	at Phi	at Jax	at Phi	at Jax	at Phi	at Jax	at Phi	at Jax		
Cincinnati	3	4	1	1-1	3-3	at NYJ	at Pit	at Den	MIA	at Den	MIA	at Den	MIA	at Den	MIA	at Den	MIA	at Den	MIA	at Den	MIA	at Den	MIA	at Den	MIA	
Cleveland	0	9	0	0-2	0-6	at Phi	BAL	at Mia	at Was	NE	at Mia	at Was	NE	at Mia	at Was	NE	at Mia	at Was	NE	at Mia	at Was	NE	at Mia	at Was		
AFC SOUTH	5	3	0	2-0	3-2	CHI	at Den	at NE	TEN	at NE	TEN	at NE	TEN	at NE	TEN	at NE	TEN	at NE	TEN	at NE	TEN	at NE	TEN	at NE	TEN	
Houston	5	3	0	2-0	3-2	CHI	at Den	at NE	TEN	at NE	TEN	at NE	TEN	at NE	TEN	at NE	TEN	at NE	TEN	at NE	TEN	at NE	TEN	at NE	TEN	
Indianapolis	4	5	0	1-2	2-4	DET	at Den	SD	at Jax	CHI	at Jax	CHI	at Jax	CHI	at Jax	CHI	at Jax	CHI	at Jax	CHI	at Jax	CHI	at Jax	CHI	at Jax	
Tennessee	4	5	0	1-2	3-4	MIN	at Det	OAK	at Hou	at Mia	at Hou	at Mia	at Hou	at Mia	at Hou	at Mia	at Hou	at Mia	at Hou	at Mia	at Hou	at Mia	at Hou	at Mia	at Hou	
Jacksonville	2	6	0	1-1	1-5	GB	at SD	BAL	at Chi	[BYE]	at Chi	[BYE]	at Chi	[BYE]	at Chi	[BYE]	at Chi	[BYE]	at Chi	[BYE]	at Chi	[BYE]	at Chi	[BYE]	at Chi	
AFC WEST	7	2	0	2-1	5-1	at NO	ATL	at Ten	at Bal	SD	at Bal	SD	at Bal	SD	at Bal	SD	at Bal	SD	at Bal	SD	at Bal	SD	at Bal	SD	at Bal	
Oakland	7	2	0	2-1	5-1	at NO	ATL	at Ten	at Bal	SD	at Bal	SD	at Bal	SD	at Bal	SD	at Bal	SD	at Bal	SD	at Bal	SD	at Bal	SD	at Bal	
Kansas City	6	2	0	2-0	5-2	SD	at Hou	NYJ	at Pit	[BYE]	at Pit	[BYE]	at Pit	[BYE]	at Pit	[BYE]	at Pit	[BYE]	at Pit	[BYE]	at Pit	[BYE]	at Pit	[BYE]	at Pit	
Denver	6	3	0	1-2	4-2	CAR	IND	at Cin	at TB	ATL	at TB	ATL	at TB	ATL	at TB	ATL	at TB	ATL	at TB	ATL	at TB	ATL	at TB	ATL	at TB	
San Diego	4	5	0	1-3	3-4	at KC	JAX	at Ind	NO	at Oak	NO	at Oak	NO	at Oak	NO	at Oak	NO	at Oak	NO	at Oak	NO	at Oak	NO	at Oak	NO	

highlighted opponent - win ||| d - clinched division title ||| p - clinched playoff berth ||| e - eliminated from playoff contention

WEEK 9 / THROUGH MONDAY, NOVEMBER 7, 2016

OFFENSE	Clev.	Balt.	K.C.	Car.	Hou.	Jax	Denv.	N.O.
GAMES (Won-Lost)	0-9	4-4	6-2	3-5	5-3	2-6	6-3	4-4
FIRST DOWNS	168	147	152	172	148	168	169	203
Rushing	44	31	40	51	49	34	51	53
Passing	110	94	104	108	88	112	98	137
Penalty	14	22	8	13	11	22	20	13
YDS GAINED (tot)	3069	2601	2739	2959	2506	2763	2910	3476
Avg per Game	341.0	325.1	342.4	369.9	313.3	345.4	323.3	434.5
RUSHING (net)	957	654	806	926	912	713	871	865
Avg per Game	106.3	81.8	100.8	115.8	114.0	89.1	96.8	108.1
Rushes	198	187	200	225	218	166	227	212
Yards per Rush	4.8	3.5	4.0	4.1	4.2	4.3	3.8	4.1
PASSING (net)	2112	1947	1933	2033	1594	2050	2039	2611
Avg per Game	234.7	243.4	241.6	254.1	199.3	256.3	226.6	326.4
Passes Att.	327	340	289	291	297	331	310	347
Completed	198	208	190	174	176	196	187	242
Pct Completed	60.6	61.2	65.7	59.8	59.3	59.2	60.3	69.7
Yards Gained	2268	2087	2048	2186	1719	2156	2163	2689
Sacked	26	18	19	21	16	19	20	12
Yards Lost	156	140	115	153	125	106	124	78
Had intercepted	9	7	2	10	9	10	6	5
Yards Opp Ret	29	124	20	33	79	123	55	187
Opp TDs on Int	0	0	0	1	0	0	1	2
PUNTS	44	46	40	35	38	37	45	30
Avg Yards	45.8	46.9	45.6	49.3	48.4	48.1	46.3	50.8
PUNT RETURNS	14	16	19	16	22	22	17	11
Avg Return	6.9	5.8	15.8	5.9	11.0	6.5	9.9	11.2
Returned for TD	0	0	0	0	1	0	0	0
KICKOFF RETURNS	17	11	18	18	17	23	13	18
Avg Return	17.2	28.5	21.5	21.1	19.3	22.0	22.5	16.4
Returned for TD	0	0	0	0	0	0	0	0
PENALTIES	60	66	47	54	42	71	71	51
Yards Penalized	448	532	377	456	353	675	597	489
FUMBLES BY	14	12	7	7	10	11	13	7
Fumbles Lost	3	5	5	7	4	7	7	4
Opp Fumbles	7	11	15	7	8	8	11	13
Opp Fum Lost	2	5	8	3	3	2	8	9
POSS. TIME (avg)	27:19	31:20	30:39	31:24	30:20	27:21	27:56	32:10
TOUCHDOWNS	19	13	19	23	12	17	23	29
Rushing	8	5	5	9	2	3	8	8
Passing	10	6	11	11	9	14	12	21
Returns	1	2	3	3	1	0	3	0
EXTRA-PT KICKS	14/15	10/10	17/18	18/20	11/12	16/16	20/21	27/27
2-PT CONVERSIONS	2/4	3/4	0/0	3/3	0/0	1/1	1/2	1/2
FIELD GOALS/FGA	12/17	20/20	18/21	14/18	18/21	11/14	18/20	13/18
POINTS SCORED	168	154	185	204	137	153	214	242

DEFENSE	Clev.	Balt.	K.C.	Car.	Hou.	Jax	Denv.	N.O.
POINTS ALLOWED	273	153	151	206	167	215	166	238
OPP FIRST DOWNS	208	123	161	158	138	162	175	180
Rushing	70	23	43	37	52	54	56	53
Passing	125	88	108	116	74	86	97	114
Penalty	13	12	10	5	12	22	22	13
OPP YARDS GAINED	3795	2390	2954	2908	2530	2676	2807	3268
Avg per Game	421.7	298.8	369.3	363.5	316.3	334.5	311.9	408.5
OPP RUSHING(net)	1318	609	996	620	1006	935	1157	868
Avg per Game	146.4	76.1	124.5	77.5	125.8	116.9	128.6	108.5
Rushes	284	181	206	189	228	233	263	199
Yards per Rush	4.6	3.4	4.8	3.3	4.4	4.0	4.4	4.4
OPP PASSING(net)	2477	1781	1958	2288	1524	1741	1650	2400
Avg per Game	275.2	222.6	244.8	286.0	190.5	217.6	183.3	300.0
Passes Att.	303	282	298	298	242	283	315	298
Completed	195	181	186	195	144	185	172	195
Pct Completed	64.4	64.2	62.4	65.4	59.5	65.4	54.6	65.4
Sacked	14	18	16	24	17	15	28	11
Yards Lost	86	125	95	150	103	95	153	78
INTERCEPTED BY	6	9	12	8	3	3	8	4
Yards Returned	62	42	156	56	18	39	186	36
Returned for TD	1	0	2	1	0	0	2	0
OPP PUNT RETURNS	21	23	18	16	26	16	22	16
Avg return	8.2	13.0	5.4	14.4	12.1	9.3	6.6	7.8
OPP KICKOFF RET	11	13	16	13	32	6	17	19
Avg return	23.5	19.8	27.4	17.4	22.3	19.7	16.3	24.2
OPP TOUCHDOWNS	34	20	18	24	17	21	16	27
Rushing	12	4	3	5	10	9	9	12
Passing	22	15	15	17	6	12	6	11
Returns	0	1	0	2	1	0	1	4

WEEK 9 / THROUGH MONDAY, NOVEMBER 7, 2016

OFFENSE	L.A.	NY-J	Atl.	Phil.	Chi.	T.B.	G.B.	Tenn.
GAMES (Won-Lost)	3-5	3-6	6-3	4-4	2-6	3-5	4-4	4-5
FIRST DOWNS	141	169	215	156	153	174	183	193
Rushing	37	49	63	52	40	41	47	70
Passing	91	100	141	89	107	110	112	103
Penalty	13	20	11	15	6	23	24	20
YDS GAINED (tot)	2492	3058	3863	2667	2843	2858	2801	3415
Avg per Game	311.5	339.8	429.2	333.4	355.4	357.3	350.1	379.4
RUSHING (net)	618	1021	1028	862	773	867	853	1298
Avg per Game	77.3	113.4	114.2	107.8	96.6	108.4	106.6	144.2
Rushes	192	234	236	213	174	221	189	269
Yards per Rush	3.2	4.4	4.4	4.0	4.4	3.9	4.5	4.8
PASSING (net)	1874	2037	2835	1805	2070	1991	1948	2117
Avg per Game	234.3	226.3	315.0	225.6	258.8	248.9	243.5	235.2
Passes Att.	283	315	313	276	292	317	318	292
Completed	174	179	218	177	188	191	202	185
Pct Completed	61.5	56.8	69.6	64.1	64.4	60.3	63.5	63.4
Yards Gained	2004	2127	2980	1890	2151	2112	2039	2197
Sacked	20	20	22	17	14	19	17	12
Yards Lost	130	90	145	85	81	121	91	80
Had intercepted	11	14	4	5	4	9	5	8
Yards Opp Ret	149	94	14	53	44	185	44	153
Opp TDs on Int	3	1	1	0	0	1	0	2
PUNTS	43	40	24	36	37	41	24	41
Avg Yards	45.8	43.0	46.9	45.3	43.3	46.7	44.0	45.5
PUNT RETURNS	20	10	14	14	16	14	8	19
Avg Return	9.2	6.6	11.9	14.1	11.2	9.5	13.1	6.6
Returned for TD	0	0	0	0	1	0	0	0
KICKOFF RETURNS	15	19	15	13	18	9	12	17
Avg Return	23.0	24.9	22.3	35.4	19.6	14.6	22.0	21.4
Returned for TD	0	0	0	2	0	0	0	0
PENALTIES	68	57	63	65	57	58	45	66
Yards Penalized	587	460	552	540	485	503	370	541
FUMBLES BY	10	14	5	14	12	12	14	11
Fumbles Lost	3	5	3	5	5	5	6	5
Opp Fumbles	11	14	12	15	9	11	7	2
Opp Fum Lost	6	3	4	7	3	7	3	1
POSS. TIME (avg)	29:32	31:29	29:55	31:58	28:04	29:43	31:21	30:47
TOUCHDOWNS	14	18	35	20	14	23	22	27
Rushing	4	8	9	8	4	4	2	10
Passing	9	9	23	9	8	18	20	17
Returns	1	1	3	3	2	1	0	0
EXTRA-PT KICKS	13/13	17/18	31/31	18/19	14/14	15/17	19/20	22/24
2-PT CONVERSIONS	0/1	0/0	2/4	1/1	0/0	3/6	1/2	0/3
FIELD GOALS/FGA	11/13	16/18	20/21	20/22	11/14	7/12	15/17	11/13
POINTS SCORED	130	173	305	202	131	180	198	217

DEFENSE	L.A.	NY-J	Atl.	Phil.	Chi.	T.B.	G.B.	Tenn.
POINTS ALLOWED	167	235	259	145	179	232	187	226
OPP FIRST DOWNS	165	184	214	152	166	177	155	183
Rushing	48	43	50	50	45	49	35	43
Passing	96	123	143	82	103	114	107	121
Penalty	21	18	21	20	18	14	13	19
OPP YARDS GAINED	2647	3179	3430	2604	2711	3191	2606	3212
Avg per Game	330.9	353.2	381.1	325.5	338.9	398.9	325.8	356.9
OPP RUSHING (net)	789	729	824	857	806	943	606	868
Avg per Game	98.6	81.0	91.6	107.1	100.8	117.9	75.8	96.4
Rushes	211	211	206	194	208	228	184	206
Yards per Rush	3.7	3.5	4.0	4.4	3.9	4.1	3.3	4.2
OPP PASSING (net)	1858	2450	2606	1747	1905	2248	2000	2344
Avg per Game	232.3	272.2	289.6	218.4	238.1	281.0	250.0	260.4
Passes Att.	298	332	382	275	294	285	270	331
Completed	186	217	260	159	195	177	171	209
Pct Completed	62.4	65.4	68.1	57.8	66.3	62.1	63.3	63.1
Sacked	15	16	21	23	20	17	21	23
Yards Lost	111	116	133	146	124	107	136	148
INTERCEPTED BY	4	6	6	8	4	4	7	6
Yards Returned	8	90	175	100	49	33	77	14
Returned for TD	0	0	2	1	0	1	0	0
OPP PUNT RETURNS	14	19	10	10	12	16	8	21
Avg return	5.4	8.9	11.4	11.9	14.7	5.8	8.4	13.2
OPP KICKOFF RET	10	18	16	16	17	10	18	11
Avg return	20.0	24.7	19.7	17.3	23.3	25.2	31.8	25.6
OPP TOUCHDOWNS	21	27	31	17	18	28	20	25
Rushing	6	6	7	4	6	8	4	4
Passing	12	16	23	12	11	18	14	14
Returns	3	5	1	1	1	2	2	7

WEEK 9 / THROUGH MONDAY, NOVEMBER 7, 2016

OFFENSE	Minn.	Wash.	Miami	S.D.	S.F.	Ariz.	Dal.	Pitt.
GAMES (Won-Lost)	5-3	4-3-1	4-4	4-5	1-7	3-4-1	7-1	4-4
FIRST DOWNS	142	186	143	199	150	182	199	152
Rushing	34	50	51	55	59	49	84	35
Passing	98	116	79	124	79	116	101	105
Penalty	10	20	13	20	12	17	14	12
YDS GAINED (tot)	2390	3282	2721	3402	2516	2995	3292	2883
Avg per Game	298.8	410.3	340.1	378.0	314.5	374.4	411.5	360.4
RUSHING (net)	581	892	977	960	993	902	1322	768
Avg per Game	72.6	111.5	122.1	106.7	124.1	112.8	165.3	96.0
Rushes	214	198	200	244	237	215	278	182
Yards per Rush	2.7	4.5	4.9	3.9	4.2	4.2	4.8	4.2
PASSING (net)	1809	2390	1744	2442	1523	2093	1970	2115
Avg per Game	226.1	298.8	218.0	271.3	190.4	261.6	246.3	264.4
Passes Att.	276	322	242	327	252	326	250	319
Completed	184	216	156	206	140	194	166	197
Pct Completed	66.7	67.1	64.5	63.0	55.6	59.5	66.4	61.8
Yards Gained	1951	2485	1877	2560	1618	2252	2028	2230
Sacked	21	11	19	22	18	25	11	13
Yards Lost	142	95	133	118	95	159	58	115
Had intercepted	1	7	7	7	8	8	2	8
Yards Opp Ret	0	105	53	196	95	56	0	52
Opp TDs on Int	0	1	1	1	0	0	0	0
PUNTS	43	23	40	32	45	48	24	40
Avg Yards	43.2	44.2	45.8	44.3	45.5	39.8	46.5	45.1
PUNT RETURNS	20	14	19	19	12	21	13	12
Avg Return	12.3	17.6	11.1	6.3	7.7	5.6	7.5	9.0
Returned for TD	2	1	1	0	0	0	0	0
KICKOFF RETURNS	16	13	16	17	17	12	9	12
Avg Return	23.9	22.2	27.4	17.7	20.6	21.2	22.8	21.6
Returned for TD	0	0	1	0	0	0	0	0
PENALTIES	53	66	61	55	40	55	51	55
Yards Penalized	472	498	604	410	322	430	406	539
FUMBLES BY	10	11	10	17	15	14	11	11
Fumbles Lost	4	4	4	11	9	4	4	2
Opp Fumbles	12	14	13	10	11	14	14	12
Opp Fum Lost	7	6	3	7	6	6	7	5
POSS. TIME (avg)	30:54	31:08	28:00	31:07	25:32	32:04	33:33	29:33
TOUCHDOWNS	17	19	20	30	19	22	26	23
Rushing	4	6	10	9	10	9	14	5
Passing	9	12	8	17	9	12	12	18
Returns	4	1	2	4	0	1	0	0
EXTRA-PT KICKS	13/16	18/19	18/18	26/29	18/18	19/20	25/25	21/21
2-PT CONVERSIONS	1/1	0/0	1/1	0/1	1/1	0/2	0/0	2/2
FIELD GOALS/FGA	12/16	18/22	11/14	20/22	11/12	8/11	14/16	7/10
POINTS SCORED	155	186	173	268	167	179	223	184

DEFENSE	Minn.	Wash.	Miami	S.D.	S.F.	Ariz.	Dal.	Pitt.
POINTS ALLOWED	126	189	182	247	260	140	140	171
OPP FIRST DOWNS	143	185	162	187	182	134	162	160
Rushing	38	58	50	55	79	49	39	46
Passing	86	106	92	120	89	77	109	97
Penalty	19	21	20	12	14	8	14	17
OPP YARDS GAINED	2391	2958	2901	3282	3424	2376	2663	3005
Avg per Game	298.9	369.8	362.6	364.7	428.0	297.0	332.9	375.6
OPP RUSHING(net)	745	990	1089	768	1544	817	695	797
Avg per Game	93.1	123.8	136.1	85.3	193.0	102.1	86.9	99.6
Rushes	185	204	239	201	294	212	164	189
Yards per Rush	4.0	4.9	4.6	3.8	5.3	3.9	4.2	4.2
OPP PASSING(net)	1646	1968	1812	2514	1880	1559	1968	2208
Avg per Game	205.8	246.0	226.5	279.3	235.0	194.9	246.0	276.0
Passes Att.	295	285	269	376	263	272	300	305
Completed	170	188	169	236	162	159	204	201
Pct Completed	57.6	66.0	62.8	62.8	61.6	58.5	68.0	65.9
Sacked	21	22	19	18	14	21	18	11
Yards Lost	157	136	130	125	51	137	84	54
INTERCEPTED BY	10	5	5	11	5	9	4	4
Yards Returned	149	34	50	168	30	137	41	29
Returned for TD	1	0	0	2	0	1	0	0
OPP PUNT RETURNS	11	11	17	16	20	15	11	16
Avg return	8.1	7.4	9.2	5.5	10.9	9.8	11.5	8.8
OPP KICKOFF RET	19	9	14	12	20	12	17	10
Avg return	26.3	33.0	19.1	21.8	19.2	19.0	23.1	21.6
OPP TOUCHDOWNS	13	22	19	29	31	15	15	18
Rushing	4	12	7	13	12	8	3	8
Passing	8	8	11	14	18	5	12	9
Returns	1	2	1	2	1	2	0	1

WEEK 9 / THROUGH MONDAY, NOVEMBER 7, 2016

OFFENSE	Sea.	N.E.	Cin.	NY-G	Buff.	Ind.	Oak.	Det.
GAMES (Won-Lost)	5-2-1	7-1	3-4-1	5-3	4-5	4-5	7-2	5-4
FIRST DOWNS	144	169	183	148	182	196	198	185
Rushing	37	54	52	34	76	57	55	44
Passing	96	96	110	98	86	117	121	117
Penalty	11	19	21	16	20	22	22	24
YDS GAINED (tot)	2657	3042	3163	2719	3093	3239	3610	3040
Avg per Game	332.1	380.3	395.4	339.9	343.7	359.9	401.1	337.8
RUSHING (net)	603	931	962	546	1395	882	1150	781
Avg per Game	75.4	116.4	120.3	68.3	155.0	98.0	127.8	86.8
Rushes	188	240	220	171	264	217	238	199
Yards per Rush	3.2	3.9	4.4	3.2	5.3	4.1	4.8	3.9
PASSING (net)	2054	2111	2201	2173	1698	2357	2460	2259
Avg per Game	256.8	263.9	275.1	271.6	188.7	261.9	273.3	251.0
Passes Att.	278	249	288	306	274	347	354	318
Completed	186	174	193	197	164	221	234	214
Pct Completed	66.9	69.9	67.0	64.4	59.9	63.7	66.1	67.3
Yards Gained	2202	2215	2349	2241	1814	2565	2505	2373
Sacked	16	17	25	12	24	33	11	20
Yards Lost	148	104	148	68	116	208	45	114
Had intercepted	3	0	3	8	3	7	3	5
Yards Opp Ret	13	0	20	50	31	96	5	85
Opp TDs on Int	0	0	0	0	0	1	0	0
PUNTS	41	35	37	41	41	37	44	34
Avg Yards	43.9	44.0	45.3	47.7	42.6	50.8	48.4	49.8
PUNT RETURNS	16	22	18	13	15	14	26	11
Avg Return	10.8	8.9	5.1	6.2	9.7	6.4	10.1	13.4
Returned for TD	0	0	0	0	0	0	0	1
KICKOFF RETURNS	19	14	14	13	20	20	17	22
Avg Return	21.5	20.0	23.2	25.2	20.5	27.3	20.6	21.7
Returned for TD	0	0	0	0	0	1	0	0
PENALTIES	65	52	48	47	72	67	94	66
Yards Penalized	575	495	394	495	658	604	800	612
FUMBLES BY	11	15	9	12	10	10	7	2
Fumbles Lost	3	6	5	8	2	3	3	1
Opp Fumbles	7	11	7	9	16	11	17	9
Opp Fum Lost	2	4	3	1	6	5	7	3
POSS. TIME (avg)	28:19	30:24	30:19	26:08	29:14	30:40	32:07	29:30
TOUCHDOWNS	17	26	18	18	29	26	28	22
Rushing	8	10	9	4	16	7	11	3
Passing	8	16	9	12	10	17	17	18
Returns	1	0	0	2	3	2	0	1
EXTRA-PT KICKS	15/17	24/26	17/18	17/18	24/26	24/24	23/23	19/20
2-PT CONVERSIONS	0/0	0/0	0/0	0/0	3/3	1/2	3/4	1/1
FIELD GOALS/FGA	15/17	11/14	14/19	12/13	11/15	19/19	16/22	16/19
POINTS SCORED	162	217	167	161	237	239	245	205

DEFENSE	Sea.	N.E.	Cin.	NY-G	Buff.	Ind.	Oak.	Det.
POINTS ALLOWED	134	132	189	164	203	256	223	206
OPP FIRST DOWNS	163	166	168	168	191	214	187	196
Rushing	44	46	45	48	57	56	54	63
Passing	100	104	105	107	111	136	111	116
Penalty	19	16	18	13	23	22	22	17
OPP YARDS GAINED	2661	2833	3028	2970	3160	3625	3582	3297
Avg per Game	332.6	354.1	378.5	371.3	351.1	402.8	398.0	366.3
OPP RUSHING(net)	790	813	929	751	980	1034	1033	963
Avg per Game	98.8	101.6	116.1	93.9	108.9	114.9	114.8	107.0
Rushes	224	196	211	209	241	222	220	224
Yards per Rush	3.5	4.1	4.4	3.6	4.1	4.7	4.7	4.3
OPP PASSING(net)	1871	2020	2099	2219	2180	2591	2549	2334
Avg per Game	233.9	252.5	262.4	277.4	242.2	287.9	283.2	259.3
Passes Att.	290	315	282	354	288	347	326	313
Completed	181	197	182	210	180	229	200	232
Pct Completed	62.4	62.5	64.5	59.3	62.5	66.0	61.3	74.1
Sacked	27	13	16	11	30	17	13	20
Yards Lost	165	82	93	81	203	93	74	115
INTERCEPTED BY	6	5	7	8	6	3	8	4
Yards Returned	51	35	32	114	92	19	107	14
Returned for TD	0	0	0	1	1	0	0	0
OPP PUNT RETURNS	17	10	19	16	19	13	18	20
Avg return	7.3	6.5	8.7	14.0	5.2	10.2	12.9	6.5
OPP KICKOFF RET	10	21	19	14	29	17	25	13
Avg return	21.9	18.9	23.4	19.9	20.6	20.9	21.3	20.4
OPP TOUCHDOWNS	13	15	23	14	21	27	25	24
Rushing	6	6	7	7	11	7	8	4
Passing	6	9	16	7	10	17	17	20
Returns	1	0	0	0	0	3	0	0

WEEK 9 / THROUGH MONDAY, NOVEMBER 7, 2016

OFFENSE	NFL/Avg
GAMES (Won-Lost)	---
FIRST DOWNS	170.9
Rushing	49.3
Passing	105.1
Penalty	16.5
YDS GAINED (tot)	2970.8
Avg per Game	357.4
RUSHING (net)	895.9
Avg per Game	107.8
Rushes	214.6
Yards per Rush	4.2
PASSING (net)	2074.8
Avg per Game	249.6
Passes Att.	302.1
Completed	191.5
Pct Completed	63.4
Yards Gained	2190.0
Sacked	18.4
Yards Lost	115.2
Had intercepted	6.2
Yards Opp Ret	70.1
Opp TDs on Int	0.5
PUNTS	37.7
Avg Yards	45.8
PUNT RETURNS	16.2
Avg Return	9.4
Returned for TD	0.2
KICKOFF RETURNS	15.8
Avg Return	22.1
Returned for TD	0.1
PENALTIES	59.0
Yards Penalized	508.7
FUMBLES BY	10.9
Fumbles Lost	4.8
Opp Fumbles	10.9
Opp Fum Lost	4.8
POSS. TIME (avg)	30:00
TOUCHDOWNS	21.5
Rushing	7.3
Passing	12.8
Returns	1.4
EXTRA POINTS(tot)	95%
Kicks Made/2Pt	61%
FIELD GOALS/FGA	14/17
POINTS SCORED	192.5

DEFENSE	NFL/Avg
POINTS ALLOWED	192.5
OPP FIRST DOWNS	170.9
Rushing	49.3
Passing	105.1
Penalty	16.5
OPP YARDS GAINED	2970.8
Avg per Game	357.4
OPP RUSHING(net)	895.9
Avg per Game	107.8
Rushes	214.6
Yards per Rush	4.2
OPP PASSING(net)	2074.8
Avg per Game	249.6
Passes Att.	302.1
Completed	191.5
Pct Completed	63.4
Sacked	18.4
Yards Lost	115.2
INTERCEPTED BY	6.2
Yards Returned	70.1
Returned for TD	0.5
OPP PUNT RETURNS	16.2
Avg return	9.4
OPP KICKOFF RET	15.8
Avg return	22.1
OPP TOUCHDOWNS	21.5
Rushing	7.3
Passing	12.8
Returns	1.4

WEEK 9 / THROUGH MONDAY, NOVEMBER 7, 2016

TEAM RANKINGS

National Football League

	Offense			Defense		
	Total	Rush	Pass	Total	Rush	Pass
Ariz.	10	13	11	*1	16	3
Atl.	2	10	2	26	7	31
Balt.	27	28	20	2	2	7
Buff.	18	2	32	13	20	13
Car.	11	9	15	18	3	29
Chi.	15	24	12	12	14	12
Cin.	6	7	4	25	23	21
Cleve.	20	20	23	31	31	23
Dallas	3	*1	18	10	6	15T
Denver	28	23	25	4	29	*1
Det.	24	27	16	20	17	19
G.B.	16	19	19	7	*1	17
Hou.	30	11	30	5	28	2
Ind.	13	22	10	29	22	30
Jax	17	26	14	11	24	5
K.C.	19	21	21	21	27	14
L.A.	31	29	24	8	11	9
Miami	21	6	29	17	30	8
Minn.	32	31	27	3	8	4
N.E.	7	8	9	15	15	18
N.O.	*1	16	*1	30	19	32
Giants	22	32	6	23	9	25
Jets	23	12	26	14	4	22
Oak.	5	4	5	27	21	28
Phil.	25	17	28	6	18	6
Pitt.	12	25	8	24	13	24
S.D.	9	18	7	19	5	26
S.F.	29	5	31	32	32	11
Sea.	26	30	13	9	12	10
T.B.	14	15	17	28	25	27
Tenn.	8	3	22	16	10	20
Wash.	4	14	3	22	26	15T

T = Tied for position

* = League Leader

WEEK 9 / THROUGH MONDAY, NOVEMBER 7, 2016

NFL / TEAM/OFFENSE RANK

Tm	(A)	(B)	(C)	(D)	(E)	(F)	(G)	(H)	(I)	(J)	(K)	(L)	(M)	(N)	(O)	(P)	(Q)
BAL	27	30	28	28	20	31	17	9	28	32	23t	30	2	9	23	26	1t
BUF	18	18	2	1	32	29	8	31	17	15	12t	15	25	31	25	8	26
CIN	6	8	7	10	4	6	6	30	5t	22	5t	32	8	21	27	21t	25
CLE	20	14	20	3	23	24	24	29	25	19	14t	22	30	16	13	29	30
DEN	28	26	23	27	25	20	15	18	22t	28	8	14	11	13	7	13	8
HOU	30	31	11	17	30	32	28	11	26t	17	30	11	28	5	22	30	13t
IND	13	19	22	20	10	18	16	32	10	11	14t	26	4	1	5	7	1t
JAC	17	22	26	13	14	27	27	12	15	31	14t	25	14	7	6	28	19t
KC	19	20	21	22	21	17	3	19	20t	23	4	2	18	17	10t	15	13t
MIA	21	10	6	2	29	14	26	28	30	25	32	10	3	14	15	20	19t
NE	7	5	8	26	9	2	1	21	14	4	9	19	26	25	12	6	19t
NYJ	23	21	12	11	26	23	32	17	22t	18	14t	24	6	30	29	27	9
OAK	5	6	4	4	5	12	5	1	9	21	10t	13	23t	6	8	5	27t
PIT	12	13	25	14	8	16	21	5	20t	14	23t	18	17	22	10t	16	31
SD	9	11	18	23	7	7	18	20	8	8	26t	27	29	23	21	3	6t
TEN	8	7	3	5	22	9	23	6	13	3	21t	23	20	19	28	12	15t
ARI	10	24	13	15	11	25	20	27	7	9	26t	31	21	32	32	19	27t
ATL	2	1	10	12	2	1	9	22	3	10	7	7	12	10	9	1	3
CAR	11	17	9	18	15	15	30	25	12	12t	10t	29	22	4	14	9	23
CHI	15	9	24	9	12	11	10	8	19	27	31	8	27	28	30	31	19t
DAL	3	3	1	6	18	3	4	7	2	5	1	21	10	12	26	4	12
DET	24	12	27	24	16	13	12t	16	16	7	2	4	16	3	1	17	17
GB	16	23	19	7	19	28	12t	10	5t	2	26t	5	15	26	16	11	10t
LA	31	28	29	29	24	19	31	23	32	20	21t	17	9	15	3	32	15t
MIN	32	32	31	32	27	22	2	26	31	16	12t	6	7	29	20	25	24
NO	1	4	16	19	1	4	11	3	1	1	3	9	31	2	2	2	29
NYG	22	15	32	31	6	10	22	4	26t	29	19t	28	5	8	19	24	4
PHI	25	25	17	21	28	21	14	15	18	30	5t	3	1	20	18	10	6t
SF	29	29	5	16	31	30	29	24	24	26	23t	20	23t	18	17	21t	5
SEA	26	16	30	30	13	8	7	13	29	24	14t	12	19	27	24	23	10t
TB	14	27	15	25	17	26	25	14	11	12t	19t	16	32	11	4	18	32
WAS	4	2	14	8	3	5	19	2	4	6	29	1	13	24	31	14	18

- (A) Total Yards per Game
- (B) Yards per Play
- (C) Rushing Yards per Game
- (D) Rushing Yards per Attempt
- (E) Passing Net Yards per Game
- (F) Passing Net Yards per Play
- (G) Passing, Percent Had Intercepted
- (H) Sacks per Pass Play
- (I) First Downs per Game
- (J) Third Down Efficiency
- (K) Fourth Down Efficiency
- (L) Punt Return Average
- (M) Kickoff Return Average
- (N) Gross Punting Average
- (O) Net Punting Average
- (P) Points per Game
- (Q) Field Goal Percentage

WEEK 9 / THROUGH MONDAY, NOVEMBER 7, 2016

NFL / OPPONENT/DEFENSE RANK

Tm	(A)	(B)	(C)	(D)	(E)	(F)	(G)	(H)	(I)	(J)	(K)	(L)	(M)	(N)	(O)	(P)	(Q)	(R)	(S)
BAL	2	5	2	3	7	9	4	15	1	2	28	28	10	9	19	9	1	16	5
BUF	13	18	20	14	13	21	13	1	24	13	5	1	14	3	4	15	31	8	21
CIN	25	25	23	23	21	26	10	18	22t	20	4	15	23	18	24	19t	8	24	10
CLE	31	30	31	27	23	32	15	27	29	32	25	13	24	17	20	31	3t	32	31
DEN	4	1	29	22	1	1	9	3	7	11	10	8	1	32	30	7	19t	4	13
HOU	5	10	28	24	2	6	30	11	3	4	1	26	20	15	13	11t	28t	25	20
IND	29	29	22	28	30	28	32	24	31t	24	16t	21	15	28	32	27	18	23	30
JAC	11	6	24	12	5	4	31	22	11t	25	22t	19	8	23	29	25	32	30	14
KC	21	19	27	30	14	14	1	20	10	27	7t	3	30	13	3	8	3t	7	26
MIA	17	14	30	26	8	15	17	10	11t	1	16t	18	6	1	2	16	10t	22	25
NE	15	12	15	16	18	12	21	28	18t	19	6	6t	4	6	7	2	2	1	6
NYJ	14	20	4	4	22	25	19	25	16	18	3	17	26	5	21	24	27	29	22
OAK	27	31	21	29	28	30	11	29	20t	3	7t	27	16	19	8	21	16	11	17
PIT	24	26	13	18	24	23	28	31	9	6	13t	16	17	4	6	13	15	13	23
SD	19	15	5	8	26	16	5	26	20t	16	24	4	18	16	23	26	9	12	12
TEN	16	22	10	17	20	19	18	12	14	15	16t	29	28	24	18	22	17	21	9
ARI	1	2	16	9	3	3	3	7	2	5	13t	20	5	12	25	4t	19t	6	2
ATL	26	17	7	11	31	18	22	19	31t	28	26	23	9	30	28	28	24	5	3
CAR	18	21	3	1	29	27	7	5	8	17	27	31	3	25	31	23	5	18	16
CHI	12	9	14	10	12	10	24	13	18t	8	32	32	22	31	27	14	26	27	11
DAL	10	16	6	19	15t	13	27	16	11t	22	16t	24	21	8	10	4t	19t	2	1
DET	20	24	17	20	19	24	29	14	25	31	16t	6t	13	10	5	17	7	17	27
GB	7	13	1	2	17	22	8	6	6	9	29	14	31	11	17	18	28t	14	8
LA	8	7	11	7	9	8	25t	23	17	23	31	2	12	20	16	11t	10t	26	24
MIN	3	3	8	13	4	2	2	9	4	12	2	12	29	22	11	1	19t	9	18
NO	30	32	19	21	32	31	25t	30	27	14	11	11	25	27	12	30	28t	15	7
NYG	23	8	9	6	25	11	12	32	22t	21	16t	30	11	21	26	10	25	19t	28
PHI	6	11	18	25	6	5	6	4	5	10	12	25	2	26	14	6	13	3	15
SF	32	27	32	32	11	20	16	21	28	30	7t	22	7	14	22	32	14	31	32
SEA	9	4	12	5	10	7	14	2	15	26	13t	9	19	2	1	3	6	10	19
TB	28	28	25	15	27	29	23	17	26	7	30	5	27	7	15	29	12	28	29
WAS	22	23	26	31	15t	17	20	8	30	29	22t	10	32	29	9	19t	19t	19t	4

- (A) Total Yards per Game
- (B) Yards per Play
- (C) Rushing Yards per Game
- (D) Rushing Yards per Attempt
- (E) Passing Net Yards per Game
- (F) Passing Net Yards per Play
- (G) Passing, Percent Had Intercepted
- (H) Sacks per Pass Play
- (I) First Downs per Game
- (J) Third Down Efficiency
- (K) Fourth Down Efficiency
- (L) Punt Return Average
- (M) Kickoff Return Average
- (N) Gross Punting Average
- (O) Net Punting Average
- (P) Points per Game
- (Q) Field Goal Percentage
- (R) Points per Game Differential
- (S) Net Yards per Game Differential

WEEK 9 / THROUGH MONDAY, NOVEMBER 7, 2016**NFL / TOTAL OFFENSE**

Rank	Team	Total	Rushing	Passing	Total	Rushing	Passing
1)	New Orleans	3476	865	2611	434.5	108.1	326.4
2)	Atlanta	3863	1028	2835	429.2	114.2	315.0
3)	Dallas	3292	1322	1970	411.5	165.3	246.3
4)	Washington	3282	892	2390	410.3	111.5	298.8
5)	Oakland	3610	1150	2460	401.1	127.8	273.3
6)	Cincinnati	3163	962	2201	395.4	120.3	275.1
7)	New England	3042	931	2111	380.3	116.4	263.9
8)	Tennessee	3415	1298	2117	379.4	144.2	235.2
9)	San Diego	3402	960	2442	378.0	106.7	271.3
10)	Arizona	2995	902	2093	374.4	112.8	261.6
11)	Carolina	2959	926	2033	369.9	115.8	254.1
12)	Pittsburgh	2883	768	2115	360.4	96.0	264.4
13)	Indianapolis	3239	882	2357	359.9	98.0	261.9
14)	Tampa Bay	2858	867	1991	357.3	108.4	248.9
15)	Chicago	2843	773	2070	355.4	96.6	258.8
16)	Green Bay	2801	853	1948	350.1	106.6	243.5
17)	Jacksonville	2763	713	2050	345.4	89.1	256.3
18)	Buffalo	3093	1395	1698	343.7	155.0	188.7
19)	Kansas City	2739	806	1933	342.4	100.8	241.6
20)	Cleveland	3069	957	2112	341.0	106.3	234.7
21)	Miami	2721	977	1744	340.1	122.1	218.0
22)	New York Giants	2719	546	2173	339.9	68.3	271.6
23)	New York Jets	3058	1021	2037	339.8	113.4	226.3
24)	Detroit	3040	781	2259	337.8	86.8	251.0
25)	Philadelphia	2667	862	1805	333.4	107.8	225.6
26)	Seattle	2657	603	2054	332.1	75.4	256.8
27)	Baltimore	2601	654	1947	325.1	81.8	243.4
28)	Denver	2910	871	2039	323.3	96.8	226.6
29)	San Francisco	2516	993	1523	314.5	124.1	190.4
30)	Houston	2506	912	1594	313.3	114.0	199.3
31)	Los Angeles	2492	618	1874	311.5	77.3	234.3
32)	Minnesota	2390	581	1809	298.8	72.6	226.1

NFL / TOTAL DEFENSE

Rank	Team	Total	Rushing	Passing	Total	Rushing	Passing
1)	Arizona	2376	817	1559	297.0	102.1	194.9
2)	Baltimore	2390	609	1781	298.8	76.1	222.6
3)	Minnesota	2391	745	1646	298.9	93.1	205.8
4)	Denver	2807	1157	1650	311.9	128.6	183.3
5)	Houston	2530	1006	1524	316.3	125.8	190.5
6)	Philadelphia	2604	857	1747	325.5	107.1	218.4
7)	Green Bay	2606	606	2000	325.8	75.8	250.0
8)	Los Angeles	2647	789	1858	330.9	98.6	232.3
9)	Seattle	2661	790	1871	332.6	98.8	233.9
10)	Dallas	2663	695	1968	332.9	86.9	246.0
11)	Jacksonville	2676	935	1741	334.5	116.9	217.6
12)	Chicago	2711	806	1905	338.9	100.8	238.1
13)	Buffalo	3160	980	2180	351.1	108.9	242.2
14)	New York Jets	3179	729	2450	353.2	81.0	272.2
15)	New England	2833	813	2020	354.1	101.6	252.5
16)	Tennessee	3212	868	2344	356.9	96.4	260.4
17)	Miami	2901	1089	1812	362.6	136.1	226.5
18)	Carolina	2908	620	2288	363.5	77.5	286.0
19)	San Diego	3282	768	2514	364.7	85.3	279.3
20)	Detroit	3297	963	2334	366.3	107.0	259.3
21)	Kansas City	2954	996	1958	369.3	124.5	244.8
22)	Washington	2958	990	1968	369.8	123.8	246.0
23)	New York Giants	2970	751	2219	371.3	93.9	277.4
24)	Pittsburgh	3005	797	2208	375.6	99.6	276.0
25)	Cincinnati	3028	929	2099	378.5	116.1	262.4
26)	Atlanta	3430	824	2606	381.1	91.6	289.6
27)	Oakland	3582	1033	2549	398.0	114.8	283.2
28)	Tampa Bay	3191	943	2248	398.9	117.9	281.0
29)	Indianapolis	3625	1034	2591	402.8	114.9	287.9
30)	New Orleans	3268	868	2400	408.5	108.5	300.0
31)	Cleveland	3795	1318	2477	421.7	146.4	275.2
32)	San Francisco	3424	1544	1880	428.0	193.0	235.0

WEEK 9 / THROUGH MONDAY, NOVEMBER 7, 2016

NFL / TAKE-AWAYS, GIVE-AWAYS

Rank	Team	TAKE-AWAYS			GIVE-AWAYS			Net Diff
		Int	Fum	Total	Int	Fum	Total	
1)	Kansas City	12	8	20	2	5	7	= +13
2)	Minnesota	10	7	17	1	4	5	= +12
3)	Oakland	8	7	15	3	3	6	= +9
4)	Buffalo	6	6	12	3	2	5	= +7
5t)	Dallas	4	7	11	2	4	6	= +5
5t)	Philadelphia	8	7	15	5	5	10	= +5
7)	New Orleans	4	9	13	5	4	9	= +4
8t)	Denver	8	8	16	6	7	13	= +3
8t)	New England	5	4	9	0	6	6	= +3
8t)	Arizona	9	6	15	8	4	12	= +3
8t)	Atlanta	6	4	10	4	3	7	= +3
12t)	Baltimore	9	5	14	7	5	12	= +2
12t)	Cincinnati	7	3	10	3	5	8	= +2
12t)	Seattle	6	2	8	3	3	6	= +2
15)	Detroit	4	3	7	5	1	6	= +1
16t)	San Diego	11	7	18	7	11	18	= 0
16t)	Washington	5	6	11	7	4	11	= 0
18t)	Pittsburgh	4	5	9	8	2	10	= -1
18t)	Green Bay	7	3	10	5	6	11	= -1
20t)	Indianapolis	3	5	8	7	3	10	= -2
20t)	Chicago	4	3	7	4	5	9	= -2
22t)	Miami	5	3	8	7	4	11	= -3
22t)	Tampa Bay	4	7	11	9	5	14	= -3
24t)	Cleveland	6	2	8	9	3	12	= -4
24t)	Los Angeles	4	6	10	11	3	14	= -4
26t)	Tennessee	6	1	7	8	5	13	= -6
26t)	Carolina	8	3	11	10	7	17	= -6
26t)	San Francisco	5	6	11	8	9	17	= -6
29t)	Houston	3	3	6	9	4	13	= -7
29t)	New York Giants	8	1	9	8	8	16	= -7
31)	New York Jets	6	3	9	14	5	19	= -10
32)	Jacksonville	3	2	5	10	7	17	= -12
Totals		198	152	350	198	152	350	= 0

WEEK 9 / THROUGH MONDAY, NOVEMBER 7, 2016

NFL / TEAM/OFFENSE INSIDE THE 20

Rank	Team	Poss	Pts	TD	TD%	FG	Score	Score%
1)	Tennessee	30	174	23	76.7	6	29	96.7
2)	New Orleans	34	189	24	70.6	7	31	91.2
3t)	Indianapolis	29	165	20	69.0	8	28	96.6
3t)	Oakland	29	167	20	69.0	9	29	100.0
5)	Carolina	28	152	19	67.9	6	25	89.3
6t)	Buffalo	27	146	18	66.7	6	24	88.9
6t)	New England	27	146	18	66.7	7	25	92.6
8)	Pittsburgh	20	97	13	65.0	2	15	75.0
9t)	Arizona	25	126	16	64.0	5	21	84.0
9t)	Detroit	25	138	16	64.0	9	25	100.0
11)	Dallas	33	173	21	63.6	9	30	90.9
12)	Tampa Bay	27	138	17	63.0	7	24	88.9
13)	Cleveland	24	119	15	62.5	5	20	83.3
14)	San Francisco	22	110	13	59.1	6	19	86.4
15)	Atlanta	37	188	21	56.8	14	35	94.6
16t)	Jacksonville	25	114	14	56.0	5	19	76.0
16t)	Seattle	25	120	14	56.0	8	22	88.0
18)	Green Bay	34	165	19	55.9	11	30	88.2
19)	Cincinnati	25	120	13	52.0	10	23	92.0
20t)	Denver	28	129	14	50.0	11	25	89.3
20t)	Los Angeles	18	84	9	50.0	7	16	88.9
22)	San Diego	43	195	21	48.8	17	38	88.4
23)	Chicago	23	104	11	47.8	9	20	87.0
24)	Baltimore	17	74	8	47.1	6	14	82.4
25)	Philadelphia	32	146	15	46.9	14	29	90.6
26)	New York Giants	20	89	9	45.0	9	18	90.0
27)	Kansas City	27	112	12	44.4	10	22	81.5
28)	Miami	25	107	11	44.0	10	21	84.0
29)	Minnesota	23	91	10	43.5	7	17	73.9
30)	Washington	32	127	13	40.6	12	25	78.1
31)	New York Jets	34	132	13	38.2	14	27	79.4
32)	Houston	21	88	8	38.1	11	19	90.5

NFL / OPPONENTS/DEFENSE INSIDE THE 20

Rank	Team	Poss	Pts	TD	TD%	FG	Score	Score%
1)	New York Giants	28	113	11	39.3	12	23	82.1
2)	Seattle	23	95	10	43.5	8	18	78.3
3)	Pittsburgh	27	117	12	44.4	11	23	85.2
4)	Philadelphia	26	101	12	46.2	6	18	69.2
5)	Jacksonville	31	149	15	48.4	15	30	96.8
6t)	Arizona	18	81	9	50.0	6	15	83.3
6t)	Buffalo	30	139	15	50.0	11	26	86.7
6t)	Carolina	24	114	12	50.0	10	22	91.7
6t)	Chicago	26	116	13	50.0	9	22	84.6
6t)	Denver	28	133	14	50.0	12	26	92.9
6t)	Houston	26	127	13	50.0	12	25	96.2
12)	Dallas	27	127	14	51.9	10	24	88.9
13)	Miami	23	108	12	52.2	8	20	87.0
14)	Oakland	36	166	19	52.8	11	30	83.3
15)	Indianapolis	34	163	18	52.9	14	32	94.1
16)	Tennessee	30	144	16	53.3	11	27	90.0
17)	Kansas City	26	116	14	53.8	6	20	76.9
18)	New Orleans	29	133	16	55.2	7	23	79.3
19)	Green Bay	21	107	12	57.1	8	20	95.2
20)	Minnesota	19	97	11	57.9	7	18	94.7
21)	Baltimore	17	81	10	58.8	4	14	82.4
22)	New England	22	106	13	59.1	5	18	81.8
23t)	Cincinnati	25	119	15	60.0	6	21	84.0
23t)	New York Jets	25	127	15	60.0	7	22	88.0
25)	Los Angeles	28	140	17	60.7	8	25	89.3
26)	Washington	27	139	17	63.0	7	24	88.9
27)	San Francisco	31	169	20	64.5	10	30	96.8
28)	Tampa Bay	29	159	19	65.5	9	28	96.6
29)	San Diego	35	187	23	65.7	9	32	91.4
30)	Detroit	33	171	22	66.7	6	28	84.8
31)	Cleveland	32	181	23	71.9	7	30	93.8
32)	Atlanta	33	200	26	78.8	5	31	93.9

WEEK 9 / THROUGH MONDAY, NOVEMBER 7, 2016

NFL / OFFENSE/TEAMS: FIRST DOWNS, THIRD DOWNS, FOURTH DOWNS

Rank	Team	FIRST DOWNS				THIRD DOWNS			FOURTH DOWNS		
		Total	Rush	Pass	Pen	Made	Att	Pct	Made	Att	Pct
1)	New Orleans	203	53	137	13	62	117	53.0	4	5	80.0
2)	Dallas	199	84	101	14	46	99	46.5	7	7	100.0
3)	Atlanta	215	63	141	11	42	101	41.6	7	11	63.6
4)	Washington	186	50	116	20	46	103	44.7	2	8	25.0
5t)	Cincinnati	183	52	110	21	38	103	36.9	4	6	66.7
5t)	Green Bay	183	47	112	24	53	107	49.5	2	6	33.3
7)	Arizona	182	49	116	17	48	114	42.1	1	3	33.3
8)	San Diego	199	55	124	20	50	117	42.7	2	6	33.3
9)	Oakland	198	55	121	22	46	122	37.7	4	7	57.1
10)	Indianapolis	196	57	117	22	49	119	41.2	4	8	50.0
11)	Tampa Bay	174	41	110	23	45	110	40.9	3	7	42.9
12)	Carolina	172	51	108	13	45	110	40.9	4	7	57.1
13)	Tennessee	193	70	103	20	57	119	47.9	2	5	40.0
14)	New England	169	54	96	19	51	108	47.2	3	5	60.0
15)	Jacksonville	168	34	112	22	32	102	31.4	5	10	50.0
16)	Detroit	185	44	117	24	46	105	43.8	5	6	83.3
17)	Buffalo	182	76	86	20	48	119	40.3	5	9	55.6
18)	Philadelphia	156	52	89	15	34	104	32.7	6	9	66.7
19)	Chicago	153	40	107	6	33	94	35.1	1	7	14.3
20t)	Kansas City	152	40	104	8	41	112	36.6	5	7	71.4
20t)	Pittsburgh	152	35	105	12	43	106	40.6	4	11	36.4
22t)	Denver	169	51	98	20	40	114	35.1	5	8	62.5
22t)	New York Jets	169	49	100	20	46	120	38.3	4	8	50.0
24)	San Francisco	150	59	79	12	39	111	35.1	4	11	36.4
25)	Cleveland	168	44	110	14	45	118	38.1	4	8	50.0
26t)	Houston	148	49	88	11	46	119	38.7	2	9	22.2
26t)	New York Giants	148	34	98	16	34	99	34.3	3	7	42.9
28)	Baltimore	147	31	94	22	39	125	31.2	4	11	36.4
29)	Seattle	144	37	96	11	36	99	36.4	2	4	50.0
30)	Miami	143	51	79	13	33	93	35.5	0	4	0.0
31)	Minnesota	142	34	98	10	45	116	38.8	5	9	55.6
32)	Los Angeles	141	37	91	13	41	108	38.0	4	10	40.0
	Totals	5469	1578	3363	528	1399	3513	39.8	117	239	49.0

NFL / DEFENSE/OPPONENTS: FIRST DOWNS, THIRD DOWNS, FOURTH DOWNS

Rank	Team	FIRST DOWNS				THIRD DOWNS			FOURTH DOWNS		
		Total	Rush	Pass	Pen	Made	Att	Pct	Made	Att	Pct
1)	Baltimore	123	23	88	12	37	114	32.5	8	11	72.7
2)	Arizona	134	49	77	8	40	111	36.0	3	7	42.9
3)	Houston	138	52	74	12	36	106	34.0	0	5	0.0
4)	Minnesota	143	38	86	19	41	107	38.3	1	7	14.3
5)	Philadelphia	152	50	82	20	37	99	37.4	5	13	38.5
6)	Green Bay	155	35	107	13	36	98	36.7	7	9	77.8
7)	Denver	175	56	97	22	49	131	37.4	4	11	36.4
8)	Carolina	158	37	116	5	42	106	39.6	5	7	71.4
9)	Pittsburgh	160	46	97	17	39	107	36.4	3	7	42.9
10)	Kansas City	161	43	108	10	46	105	43.8	3	9	33.3
11t)	Jacksonville	162	54	86	22	51	121	42.1	4	7	57.1
11t)	Miami	162	50	92	20	33	107	30.8	3	6	50.0
11t)	Dallas	162	39	109	14	39	95	41.1	3	6	50.0
14)	Tennessee	183	43	121	19	45	114	39.5	2	4	50.0
15)	Seattle	163	44	100	19	51	120	42.5	3	7	42.9
16)	New York Jets	184	43	123	18	43	108	39.8	1	6	16.7
17)	Los Angeles	165	48	96	21	46	110	41.8	5	6	83.3
18t)	New England	166	46	104	16	43	106	40.6	4	13	30.8
18t)	Chicago	166	45	103	18	40	109	36.7	8	9	88.9
20t)	Oakland	187	54	111	22	36	108	33.3	2	6	33.3
20t)	San Diego	187	55	120	12	47	119	39.5	7	11	63.6
22t)	Cincinnati	168	45	105	18	41	101	40.6	1	5	20.0
22t)	New York Giants	168	48	107	13	54	133	40.6	4	8	50.0
24)	Buffalo	191	57	111	23	43	112	38.4	2	9	22.2
25)	Detroit	196	63	116	17	56	115	48.7	3	6	50.0
26)	Tampa Bay	177	49	114	14	38	104	36.5	4	5	80.0
27)	New Orleans	180	53	114	13	35	90	38.9	3	8	37.5
28)	San Francisco	182	79	89	14	55	118	46.6	1	3	33.3
29)	Cleveland	208	70	125	13	57	116	49.1	4	6	66.7
30)	Washington	185	58	106	21	45	98	45.9	4	7	57.1
31t)	Indianapolis	214	56	136	22	44	105	41.9	1	2	50.0
31t)	Atlanta	214	50	143	21	54	120	45.0	9	13	69.2
	Totals	5469	1578	3363	528	1399	3513	39.8	117	239	49.0

WEEK 9 / THROUGH MONDAY, NOVEMBER 7, 2016

NFL / FIRST-DOWN PLAYS BY TEAMS

Rank	Team	Yds/Play	Plays	Yards
1)	Atlanta	7.92	278	2202
2)	Chicago	6.87	223	1533
3)	Washington	6.37	246	1566
4)	Carolina	6.16	246	1516
5)	Miami	5.97	211	1259
6)	New Orleans	5.95	256	1523
7)	Dallas	5.84	249	1454
8)	Jacksonville	5.76	235	1353
9)	Cleveland	5.72	248	1418
10)	Seattle	5.69	218	1240
11)	New England	5.67	227	1287
12)	San Diego	5.61	271	1519
13)	Kansas City	5.59	223	1247
14)	San Francisco	5.59	224	1252
15)	Philadelphia	5.56	227	1263
16)	Cincinnati	5.54	243	1346
17)	Tennessee	5.47	259	1417
18)	Denver	5.45	249	1357
19)	Arizona	5.39	255	1375
20)	Buffalo	5.39	246	1325
21)	Indianapolis	5.35	269	1440
22)	Oakland	5.31	270	1433
23)	Los Angeles	5.20	215	1119
24)	New York Giants	5.15	219	1127
25)	Detroit	5.10	241	1229
26)	Baltimore	5.07	229	1161
27)	Green Bay	4.88	237	1157
28)	Houston	4.82	230	1109
29)	Tampa Bay	4.76	246	1171
30)	New York Jets	4.61	245	1129
31)	Pittsburgh	4.54	224	1017
32)	Minnesota	4.29	211	906
	TOTAL	5.53	7670	42450

NFL / FIRST-DOWN PLAYS BY OPPONENTS

Rank	Team	Yds/Play	Plays	Yards
1)	Minnesota	4.33	220	952
2)	Los Angeles	4.41	231	1018
3)	Jacksonville	4.63	224	1037
4)	Baltimore	4.73	202	956
5)	Denver	4.80	259	1243
6)	Arizona	4.92	217	1068
7)	New England	5.10	229	1168
8)	New York Jets	5.11	257	1313
9)	Seattle	5.12	236	1208
10)	Atlanta	5.20	273	1420
11)	Chicago	5.21	229	1192
12)	San Diego	5.26	265	1395
13)	Philadelphia	5.39	221	1191
14)	Tennessee	5.55	255	1414
15)	Kansas City	5.55	232	1287
16)	Houston	5.55	213	1183
17)	Washington	5.64	239	1348
18)	Miami	5.65	234	1322
19)	Green Bay	5.70	212	1209
20)	Dallas	5.71	220	1256
21)	Cleveland	5.71	271	1548
22)	Cincinnati	5.72	231	1321
23)	Buffalo	5.76	259	1492
24)	Pittsburgh	5.80	227	1316
25)	Carolina	5.94	233	1383
26)	Indianapolis	5.97	284	1695
27)	Detroit	6.11	253	1547
28)	San Francisco	6.22	253	1573
29)	Tampa Bay	6.22	245	1524
30)	New York Giants	6.25	244	1525
31)	New Orleans	6.55	241	1578
32)	Oakland	6.77	261	1768
	TOTAL	5.53	7670	42450

WEEK 9 / THROUGH MONDAY, NOVEMBER 7, 2016

NFL / KICKOFFS (Receiving Team)

Rank	Team	TotKO	AdjKO	TB	TB%	EZ	EZ%	OB	I20	Avg.Start
1)	Philadelphia	34	32	19	59.4	27	79.4	1	2	29.8
2)	Indianapolis	58	55	36	65.5	45	77.6	1	2	27.3
3)	Minnesota	32	28	14	50.0	22	68.8	0	2	26.3
4)	Baltimore	33	32	21	65.6	30	90.9	0	3	26.0
5)	Seattle	35	34	15	44.1	23	65.7	0	4	25.8
6)	Miami	43	41	25	61.0	35	81.4	0	6	25.8
7)	New York Jets	48	45	27	60.0	37	77.1	0	5	25.4
8)	New England	33	32	19	59.4	25	75.8	0	5	25.3
9)	Washington	42	41	27	65.9	31	73.8	1	4	25.3
10)	Green Bay	44	44	31	70.5	34	77.3	1	4	25.2
11)	New York Giants	43	43	30	69.8	40	93.0	0	4	25.0
12)	San Francisco	52	49	35	71.4	44	84.6	0	5	25.0
13)	Dallas	35	32	24	75.0	26	74.3	0	1	24.9
14)	Carolina	43	41	24	58.5	30	69.8	0	6	24.9
15)	Tennessee	51	46	29	63.0	33	64.7	2	3	24.8
16)	Atlanta	51	47	32	68.1	38	74.5	0	4	24.8
17)	Arizona	38	37	24	64.9	29	76.3	0	8	24.7
18)	Cincinnati	41	41	27	65.9	35	85.4	0	5	24.5
19)	Oakland	50	49	31	63.3	37	74.0	2	7	24.5
20)	Jacksonville	50	50	27	54.0	37	74.0	0	7	24.4
21)	Pittsburgh	40	40	28	70.0	34	85.0	0	4	24.3
22)	Buffalo	47	47	27	57.4	36	76.6	0	6	24.3
23)	Houston	41	36	21	58.3	28	68.3	1	6	23.9
24)	Denver	43	43	30	69.8	41	95.3	0	7	23.7
25)	Tampa Bay	48	48	39	81.3	43	89.6	0	6	23.6
26)	Chicago	44	42	25	59.5	30	68.2	0	7	23.5
27)	Kansas City	34	32	15	46.9	26	76.5	1	7	23.3
28)	San Diego	52	48	32	66.7	40	76.9	1	8	23.3
29)	Detroit	46	46	24	52.2	36	78.3	0	10	23.3
30)	Los Angeles	36	36	21	58.3	30	83.3	0	6	23.3
31)	New Orleans	50	50	32	64.0	39	78.0	0	9	23.1
32)	Cleveland	50	50	33	66.0	36	72.0	0	10	22.8
	Totals	1387	1337	844	63.11077	80.6	11	173	24.7	

Note: Average opponent drive start DOES NOT include outside kicks or kickoffs at the end of a half unless either kickoff is returned for a touchdown. All other kickoffs (returned kickoffs, fair catches, touchback and kickoffs out of bounds) are included. Kickoffs resulting in the kicking team retaining possession are not included.

ADJ KO: Adjusted kickoffs are used to compute the Avg. Team Drive Start.

I20: The number of drives that start inside (not including) the 20 yd line.

WEEK 9 / THROUGH MONDAY, NOVEMBER 7, 2016

NFL / KICKOFFS (Kicking Team)

Rank	Team	TotKO	AdjKO	TB	TB%	EZ	EZ%	OB	I20	Avg.Start
1)	Philadelphia	47	46	31	67.4	38	80.9	0	9	22.5
2)	New England	44	42	23	54.8	30	68.2	0	9	23.0
3)	Los Angeles	33	32	22	68.8	28	84.8	0	5	23.2
4)	Atlanta	64	64	48	75.0	58	90.6	0	10	23.4
5)	Denver	50	46	30	65.2	32	64.0	0	8	23.6
6)	Carolina	46	45	33	73.3	38	82.6	0	6	23.6
7)	Chicago	33	32	15	46.9	29	87.9	0	7	23.8
8)	Oakland	50	50	25	50.0	34	68.0	0	9	23.9
9)	Miami	37	37	23	62.2	27	73.0	0	5	23.9
10)	Tampa Bay	38	36	26	72.2	35	92.1	0	5	23.9
11)	Dallas	47	46	29	63.0	39	83.0	0	6	24.0
12)	Indianapolis	54	53	36	67.9	43	79.6	0	7	24.1
13)	Houston	38	37	4	10.8	16	42.1	1	7	24.1
14)	Cincinnati	39	38	19	50.0	30	76.9	0	9	24.3
15)	Pittsburgh	38	35	26	74.3	32	84.2	0	2	24.4
16)	Detroit	45	40	29	72.5	36	80.0	1	5	24.5
17)	San Diego	60	60	48	80.0	54	90.0	0	4	24.5
18)	Seattle	40	40	30	75.0	37	92.5	0	3	24.6
19)	San Francisco	39	37	17	45.9	23	59.0	0	6	24.6
20)	Arizona	38	37	26	70.3	33	86.8	0	3	24.9
21)	Baltimore	38	38	25	65.8	28	73.7	0	3	24.9
22)	Buffalo	49	46	18	39.1	30	61.2	0	12	25.2
23)	Jacksonville	35	29	25	86.2	27	77.1	2	1	25.2
24)	Cleveland	41	38	27	71.1	34	82.9	1	2	25.3
25)	New Orleans	48	47	28	59.6	37	77.1	1	5	25.4
26)	New York Jets	43	42	24	57.1	34	79.1	0	7	25.7
27)	New York Giants	37	35	22	62.9	24	64.9	1	2	25.9
28)	Tennessee	47	45	33	73.3	39	83.0	2	2	25.9
29)	Minnesota	38	37	18	48.6	25	65.8	1	4	26.3
30)	Kansas City	44	41	25	61.0	34	77.3	1	4	26.8
31)	Washington	44	44	35	79.5	39	88.6	0	2	27.1
32)	Green Bay	43	42	24	57.1	34	79.1	0	4	28.1
	Totals	1387	1337	844	63.11077	80.6	11	173	24.7	

Note: Average team drive start DOES NOT include onside kicks or kickoffs at the end of a half unless either kickoff is returned for a touchdown. All other kickoffs (returned kickoffs, fair catches, touchback and kickoffs out of bounds) are included. Kickoffs resulting in the kicking team retaining possession are not included.

ADJ KO: Adjusted kickoffs are used to compute the Avg. Team Drive Start.

I20: The number of drives that start inside (not including) the 20 yd line.

WEEK 9 / THROUGH MONDAY, NOVEMBER 7, 2016

NFL / SINGLE-GAME HIGHS / PLAYERS

Most Points-- 18, Gordon, S.D. at Atl., 10/23 (OT), (3 td, 0 fg, 0 xp, 0 2pt)
Most Points-- 18, (8 times in Non-Overtime Games)
Passing Yards-- 513, Carr, Oak. at T.B., 10/30 (OT), (40-59, 513, 4 td, 0 int)
Passing Yards-- 503, Ryan, Atl. vs. Car., 10/2, (28-37, 503, 4 td, 1 int)
Longest Pass-- 98, Brees, N.O. vs. Oak., 9/11, (to Cooks, Brandin, td)
Passing Touchdowns-- 5, Roethlisberger, Pitt. vs. K.C., 10/2, (22-27, 300, 5 td, 0 int)
Rushing Yards-- 214, Ajayi, Miami vs. Buff., 10/23, (28-214, 1 td)
Rushing Attempts-- 33, D. Johnson, Ariz. vs. Sea., 10/23 (OT), (33-113, 0 td)
Rushing Attempts-- 32, D. Williams, Pitt. vs. Cin., 9/18, (32-94, 0 td)
Rushing Attempts-- 32, Gordon, S.D. vs. Tenn., 11/6, (32-196, 1 td)
Longest Rush-- 85, Crowell, Clev. vs. Balt., 9/18, td
Receptions-- 13, Diggs, Minn. vs. Det., 11/6 (OT), (13-80, 0 td)
Receptions-- 13, Adams, G.B. vs. Chi., 10/20, (13-132, 2 td)
Receiving Yards-- 300, J. Jones, Atl. vs. Car., 10/2, (12-300, 1 td)
Kickoff Return Yards-- 160, Todman, Ind. at G.B., 11/6, (2-160, 1 td)
Kickoff Returns-- 6, Ginn, Car. vs. S.F., 9/18, (6-130, 0 td)
Longest Kickoff Return-- 99, Todman, Ind. at G.B., 11/6, td
Punt Return Yards-- 100, Roberts, Det. at Chi., 10/2, (2-100, 0 fc, 1 td)
Punt Return Yards-- 100, Sherels, Minn. vs. Hou., 10/9, (4-100, 1 fc, 1 td)
Punt Returns-- 5, B. Golden, Ariz. vs. Sea., 10/23 (OT), (5-20, 0 fc, 0 td)
Punt Returns-- 5, (5 times in Non-Overtime Games)
Longest Punt Return-- 85, Roberts, Det. at Chi., 10/2, td
Longest Punt Return-- 85, Crowder, Wash. at Balt., 10/9, td
Interceptions-- 2, (14 times in Non-Overtime Games)
Longest Interception Return-- 90, D. Jones, Atl. at N.O., 9/26, td
Sacks-- 3.5, Beasley, Atl. at Denv., 10/9
Sacks-- 3.5, Ford, K.C. at Ind., 10/30
Scrimmage Yards-- 300, J. Jones, Atl. vs. Car., 10/2, (Rush 0-0, Rec 12-300)
Longest Punt-- 78, Nortman, Jax vs. Ind., 10/2
Punts-- 10, Hekker, L.A. at S.F., 9/12, (10-431, 43.1)
Field Goals Made-- 5, (3 times in Non-Overtime Games)
Longest Field Goal-- 60, Catanzaro, Ariz. at Buff., 9/25

WEEK 9 / THROUGH MONDAY, NOVEMBER 7, 2016

300-Yard Passing Games

513, Carr, OAK at TB 10/30 (ot) (40-59, 4 TD)
503, Ryan, ATL vs. CAR 10/02 (28-37, 4 TD)
465, Brees, NO vs. CAR 10/16 (34-49, 4 TD)
458, Cousins, WAS at CIN 10/30 (ot) (38-56, 2 TD)
423, Brees, NO vs. OAK 09/11 (28-42, 4 TD)
406, Brady, NE at CLE 10/09 (28-40, 3 TD)
405, Winston, TB vs. LA 09/25 (36-58, 3 TD)
403, Manning, NYG vs. BAL 10/16 (32-46, 3 TD)
398, Kaepernick, SF vs. NO 11/06 (24-39, 2 TD)
397, Hoyer, CHI at IND 10/09 (33-43, 2 TD)
396, Ryan, ATL at OAK 09/18 (26-34, 3 TD)
387, Tannehill, MIA at NE 09/18 (32-45, 2 TD)
385, Luck, IND vs. DET 09/11 (31-47, 4 TD)
385, Stafford, DET at GB 09/25 (28-41, 3 TD)
380, Roethlisberger, PIT vs. NYJ 10/09 (34-47, 4 TD)
376, Brady, NE vs. CIN 10/16 (29-35, 3 TD)
376, Brees, NO vs. ATL 09/26 (36-54, 3 TD)
374, Fitzpatrick, NYJ at BUF 09/15 (24-34, 1 TD)
371, Rivers, SD at ATL 10/23 (ot) (27-44, 1 TD)
368, Manning, NYG vs. NO 09/18 (32-41, 0 TD)
367, Brees, NO at KC 10/23 (37-48, 3 TD)
366, Dalton, CIN at PIT 09/18 (31-54, 1 TD)
366, Dalton, CIN at NYJ 09/11 (23-30, 1 TD)
364, Wentz, PHI at NYG 11/06 (27-47, 0 TD)
364, Cousins, WAS vs. DAL 09/18 (28-46, 1 TD)
363, A. Smith, KC vs. SD 09/11 (ot) (34-48, 2 TD)
363, Palmer, ARI at CAR 10/30 (35-46, 3 TD)
359, Rivers, SD at OAK 10/09 (21-30, 4 TD)
353, Newton, CAR vs. SF 09/18 (24-40, 4 TD)
353, Luck, IND at TEN 10/23 (27-39, 3 TD)
350, Manning, NYG vs. WAS 09/25 (25-38, 1 TD)
344, Ryan, ATL at TB 11/03 (25-34, 4 TD)
342, Palmer, ARI vs. SEA 10/23 (ot) (29-49, 0 TD)
341, McCown, CLE vs. NYJ 10/30 (25-49, 2 TD)
340, Stafford, DET at IND 09/11 (31-39, 3 TD)
337, Bortles, JAX at TEN 10/27 (33-54, 3 TD)
336, Kessler, CLE at TEN 10/16 (26-41, 2 TD)
335, Ryan, ATL at SEA 10/16 (27-42, 3 TD)
334, Ryan, ATL vs. TB 09/11 (27-39, 2 TD)
331, Luck, IND vs. SD 09/25 (24-37, 1 TD)
329, Cousins, WAS vs. PIT 09/12 (30-43, 0 TD)
329, Bortles, JAX at SD 09/18 (31-50, 2 TD)
326, A. Rodgers, GB vs. CHI 10/20 (39-56, 3 TD)
326, Rivers, SD at IND 09/25 (26-39, 0 TD)
323, Brees, NO at SF 11/06 (28-39, 3 TD)
322, Luck, IND vs. CHI 10/09 (28-39, 2 TD)
322, Newton, CAR at NO 10/16 (27-47, 2 TD)
321, Rivers, SD vs. NO 10/02 (28-43, 2 TD)
321, Keenum, LA at DET 10/16 (27-32, 3 TD)
320, Bortles, JAX vs. GB 09/11 (24-39, 1 TD)
319, Tannehill, MIA vs. CLE 09/25 (ot) (25-39, 3 TD)
319, Carr, OAK at NO 09/11 (24-38, 1 TD)
317, Hoyer, CHI at DAL 09/25 (30-49, 2 TD)
317, Carr, OAK vs. SD 10/09 (25-40, 2 TD)
315, Brady, NE at BUF 10/30 (22-33, 4 TD)
313, Mariota, TEN at SD 11/06 (27-43, 3 TD)
312, Siemian, DEN at CIN 09/25 (23-35, 4 TD)
309, Wilson, SEA at NYJ 10/02 (23-32, 3 TD)
308, Dalton, CIN vs. CLE 10/23 (19-28, 2 TD)
307, Flacco, BAL at NYG 10/16 (26-48, 0 TD)
304, Palmer, ARI vs. TB 09/18 (17-30, 3 TD)
302, Hoyer, CHI vs. JAX 10/16 (30-49, 0 TD)
302, Hoyer, CHI vs. DET 10/02 (28-36, 2 TD)
302, Flacco, BAL at CLE 09/18 (25-45, 2 TD)
301, Cousins, WAS at DET 10/23 (30-39, 1 TD)
301, Wentz, PHI vs. PIT 09/25 (23-31, 2 TD)
300, Roethlisberger, PIT at WAS 09/12 (27-37, 3 TD)
300, Roethlisberger, PIT vs. KC 10/02 (22-27, 5 TD)

WEEK 9 / THROUGH MONDAY, NOVEMBER 7, 2016

100-Yard Receiving Games

300, J. Jones, ATL vs. CAR 10/02 (12 rec., 1 TD)
222, Beckham, NYG vs. BAL 10/16 (8 rec., 2 TD)
205, M. Jones, DET at GB 09/25 (6 rec., 2 TD)
182, Diggs, MIN vs. GB 09/18 (9 rec., 1 TD)
181, Olsen, CAR vs. TB 10/10 (9 rec., 0 TD)
180, Green, CIN at NYJ 09/11 (12 rec., 1 TD)
174, J. Jones, ATL vs. SD 10/23 (ot) (9 rec., 0 TD)
174, Hilton, IND vs. SD 09/25 (8 rec., 1 TD)
173, Cooks, NO vs. CAR 10/16 (7 rec., 1 TD)
173, Green, CIN vs. MIA 09/29 (10 rec., 1 TD)
173, Cooper, OAK at TB 10/30 (ot) (12 rec., 1 TD)
172, Snead, NO vs. OAK 09/11 (9 rec., 1 TD)
171, Hilton, IND vs. CHI 10/09 (10 rec., 1 TD)
169, Green, CIN vs. CLE 09/23 (8 rec., 1 TD)
165, Tate, DET vs. LA 10/16 (8 rec., 1 TD)
164, Baldwin, SEA vs. SF 09/25 (8 rec., 1 TD)
162, R. Gronkowski, NE vs. CIN 10/16 (7 rec., 1 TD)
162, Woods, BUF at SEA 11/07 (10 rec., 0 TD)
150, Evans, TB vs. ATL 11/03 (11 rec., 2 TD)
144, Pryor, CLE at MIA 09/25 (ot) (8 rec., 0 TD)
144, Jo. Brown, ARI vs. LA 10/02 (10 rec., 0 TD)
143, Cooks, NO vs. OAK 09/11 (6 rec., 2 TD)
140, Ty. Williams, SD at ATL 10/23 (ot) (7 rec., 0 TD)
140, Brown, PIT at PHI 09/25 (12 rec., 0 TD)
139, Coates, PIT vs. NYJ 10/09 (6 rec., 2 TD)
139, J. Jones, ATL at SEA 10/16 (7 rec., 0 TD)
138, Cooper, OAK vs. SD 10/09 (6 rec., 1 TD)
137, Cooper, OAK at NO 09/11 (6 rec., 0 TD)
136, Britt, LA at DET 10/16 (7 rec., 2 TD)
135, Landry, MIA at NE 09/18 (10 rec., 0 TD)
134, Witten, DAL at CLE 11/06 (8 rec., 1 TD)
133, Hilton, IND at TEN 10/23 (7 rec., 1 TD)
133, Wright, TEN vs. CLE 10/16 (8 rec., 1 TD)
132, Evans, TB vs. LA 09/25 (10 rec., 2 TD)
132, Coleman, ATL at DEN 10/09 (4 rec., 1 TD)
132, Adams, GB vs. CHI 10/20 (13 rec., 2 TD)
130, Michael Thomas, NO at KC 10/23 (10 rec., 0 TD)
130, Meredith, CHI at IND 10/09 (9 rec., 1 TD)
129, Cooper, OAK vs. KC 10/16 (10 rec., 0 TD)
129, Ware, KC vs. SD 09/11 (ot) (7 rec., 0 TD)
128, Sproles, PHI vs. PIT 09/25 (6 rec., 1 TD)
127, Thielen, MIN vs. HOU 10/09 (7 rec., 1 TD)
126, Brown, PIT at WAS 09/12 (8 rec., 2 TD)
126, Decker, NYJ at BUF 09/15 (6 rec., 1 TD)
124, Wallace, BAL vs. PIT 11/06 (4 rec., 1 TD)
122, Olsen, CAR vs. SF 09/18 (5 rec., 1 TD)
121, Beckham, NYG vs. WAS 09/25 (7 rec., 0 TD)
121, Green, CIN vs. WAS 10/30 (ot) (9 rec., 0 TD)
120, Inman, SD vs. NO 10/02 (7 rec., 1 TD)
120, Wallace, BAL at NYJ 10/23 (10 rec., 0 TD)
120, Landry, MIA vs. CLE 09/25 (ot) (7 rec., 1 TD)
118, M. Jones, DET vs. TEN 09/18 (8 rec., 0 TD)
117, Sanders, DEN at CIN 09/25 (9 rec., 2 TD)
117, Ty. Williams, SD at OAK 10/09 (5 rec., 1 TD)
117, Benjamin, SD at OAK 10/09 (7 rec., 0 TD)
117, Shepard, NYG vs. NO 09/18 (8 rec., 0 TD)
115, Benjamin, SD vs. JAX 09/18 (6 rec., 2 TD)
114, B. Marshall, NYJ at PIT 10/09 (8 rec., 1 TD)
114, Matthews, PHI vs. CLE 09/11 (7 rec., 1 TD)
114, Bennett, NE vs. MIA 09/18 (5 rec., 1 TD)
114, Hogan, NE at CLE 10/09 (4 rec., 0 TD)
113, Graham, SEA at NYJ 10/02 (6 rec., 0 TD)
113, Hopkins, HOU vs. KC 09/18 (7 rec., 1 TD)
113, Meredith, CHI vs. JAX 10/16 (11 rec., 0 TD)
113, Bryant, DAL vs. PHI 10/30 (ot) (4 rec., 1 TD)
112, Goodwin, BUF vs. NYJ 09/15 (2 rec., 1 TD)
111, J. Jones, ATL at TB 11/03 (8 rec., 1 TD)
111, S. Smith, BAL vs. OAK 10/02 (8 rec., 1 TD)
111, Royal, CHI vs. DET 10/02 (7 rec., 1 TD)
109, Bennett, NE vs. BUF 10/02 (5 rec., 0 TD)
109, R. Gronkowski, NE at CLE 10/09 (5 rec., 0 TD)
109, R. Gronkowski, NE at BUF 10/30 (5 rec., 1 TD)
109, Fleener, NO vs. ATL 09/26 (7 rec., 1 TD)
108, Crowder, WAS at DET 10/23 (7 rec., 0 TD)
108, Cobb, GB vs. NYG 10/09 (9 rec., 0 TD)
108, Crabtree, OAK at TB 10/30 (ot) (8 rec., 0 TD)
108, Benjamin, CAR vs. SF 09/18 (7 rec., 2 TD)
107, Crowder, WAS at CIN 10/30 (ot) (9 rec., 1 TD)
107, Fuller, HOU vs. CHI 09/11 (5 rec., 1 TD)
107, Lee, JAX vs. OAK 10/23 (7 rec., 0 TD)
106, J. Jones, ATL at OAK 09/18 (5 rec., 1 TD)
106, Parker, MIA at NE 09/18 (8 rec., 0 TD)
106, Patton, SF vs. NO 11/06 (6 rec., 0 TD)
106, Brown, PIT vs. NE 10/23 (7 rec., 0 TD)
105, Jeffery, CHI at HOU 09/11 (4 rec., 0 TD)
104, C. Coleman, CLE vs. BAL 09/18 (5 rec., 2 TD)
104, Fuller, HOU vs. KC 09/18 (4 rec., 0 TD)
103, Diggs, MIN at TEN 09/11 (7 rec., 0 TD)
103, Rogers, PIT at BAL 11/06 (6 rec., 0 TD)
103, Graham, SEA vs. BUF 11/07 (8 rec., 2 TD)
102, Eifert, CIN vs. WAS 10/30 (ot) (9 rec., 1 TD)
102, Bryant, DAL at WAS 09/18 (7 rec., 0 TD)
102, Kerley, SF vs. ARI 10/06 (8 rec., 1 TD)
102, Crabtree, OAK at TEN 09/25 (8 rec., 0 TD)
102, Pitta, BAL at CLE 09/18 (9 rec., 0 TD)
102, D. Jackson, WAS vs. PIT 09/12 (6 rec., 0 TD)
101, Nelson, GB vs. DET 09/25 (6 rec., 2 TD)
101, B. Marshall, NYJ at BUF 09/15 (6 rec., 0 TD)
101, Kelce, KC at IND 10/30 (7 rec., 1 TD)
101, Pryor, CLE vs. NYJ 10/30 (6 rec., 0 TD)
100, Bernard, CIN at PIT 09/18 (9 rec., 1 TD)
100, Humphries, TB vs. LA 09/25 (9 rec., 0 TD)
100, Thomas, DEN at CIN 09/25 (6 rec., 1 TD)
100, Graham, SEA vs. SF 09/25 (6 rec., 1 TD)
100, Stills, MIA vs. BUF 10/23 (5 rec., 1 TD)

WEEK 9 / THROUGH MONDAY, NOVEMBER 7, 2016

100-Yard Rushing Games

214, Ajayi, MIA vs. BUF 10/23 (28 att., 1 TD)
204, Ajayi, MIA vs. PIT 10/16 (25 att., 2 TD)
196, Gordon, SD vs. TEN 11/06 (32 att., 1 TD)
168, Hill, CIN vs. CLE 10/23 (9 att., 1 TD)
158, Ingram, NO at SF 11/06 (15 att., 1 TD)
157, Elliott, DAL at GB 10/16 (28 att., 0 TD)
157, D. Johnson, ARI at SF 10/06 (27 att., 2 TD)
154, Rodgers, TB at SF 10/23 (26 att., 0 TD)
153, Howard, CHI vs. MIN 10/31 (26 att., 1 TD)
152, Freeman, ATL at NO 09/26 (14 att., 0 TD)
150, McCoy, BUF at LA 10/09 (18 att., 0 TD)
149, L. Miller, HOU vs. IND 10/16 (ot) (24 att., 1 TD)
144, Bell, PIT vs. KC 10/02 (18 att., 0 TD)
143, D. Williams, PIT at WAS 09/12 (26 att., 2 TD)
140, Elliott, DAL vs. CHI 09/25 (30 att., 0 TD)
140, McCoy, BUF vs. SF 10/16 (19 att., 3 TD)
138, Elliott, DAL at SF 10/02 (23 att., 1 TD)
135, Jones, WAS vs. PHI 10/16 (16 att., 1 TD)
134, Elliott, DAL vs. CIN 10/09 (15 att., 2 TD)
133, Crowell, CLE vs. BAL 09/18 (18 att., 1 TD)
131, Ware, KC at OAK 10/16 (24 att., 1 TD)
127, Blount, NE at PIT 10/23 (24 att., 2 TD)
123, Blount, NE vs. MIA 09/18 (29 att., 1 TD)
123, Murray, TEN vs. JAX 10/27 (21 att., 1 TD)
121, Murray, TEN at MIA 10/09 (27 att., 0 TD)
120, Crowell, CLE at WAS 10/02 (16 att., 1 TD)
118, Howard, CHI at IND 10/09 (16 att., 0 TD)
117, Jones, WAS vs. CLE 10/02 (22 att., 1 TD)
114, Murray, OAK vs. DEN 11/06 (20 att., 3 TD)
114, Murray, TEN vs. OAK 09/25 (16 att., 1 TD)
113, D. Johnson, ARI vs. SEA 10/23 (ot) (33 att., 0 TD)
113, West, BAL vs. OAK 10/02 (21 att., 1 TD)
111, Howard, CHI vs. DET 10/02 (23 att., 0 TD)
111, Gordon, SD at DEN 10/30 (23 att., 0 TD)
111, Ajayi, MIA vs. NYJ 11/06 (24 att., 1 TD)
111, D. Johnson, ARI vs. NYJ 10/17 (22 att., 3 TD)
110, McCoy, BUF vs. ARI 09/25 (17 att., 2 TD)
107, C. Anderson, DEN vs. HOU 10/24 (16 att., 1 TD)
107, Ivory, JAX at KC 11/06 (18 att., 0 TD)
107, Murray, TEN vs. IND 10/23 (25 att., 1 TD)
106, Michael, SEA vs. SF 09/25 (20 att., 2 TD)
106, L. Miller, HOU vs. CHI 09/11 (28 att., 0 TD)
106, Gore, IND at HOU 10/16 (ot) (22 att., 0 TD)
105, Blount, NE vs. HOU 09/22 (24 att., 2 TD)
104, Hogan, CLE at CIN 10/23 (7 att., 1 TD)
103, Lacy, GB vs. DET 09/25 (17 att., 0 TD)
103, Hyde, SF at SEA 09/25 (21 att., 2 TD)
102, Gordon, SD vs. JAX 09/18 (24 att., 1 TD)
102, Hightower, NO vs. SEA 10/30 (26 att., 0 TD)
101, Rodgers, TB at CAR 10/10 (30 att., 0 TD)
100, Forte, NYJ at BUF 09/15 (30 att., 3 TD)
100, Whittaker, CAR vs. SF 09/18 (16 att., 0 TD)
100, Forte, NYJ vs. BAL 10/23 (30 att., 1 TD)

WEEK 9 / THROUGH MONDAY, NOVEMBER 7, 2016

NFL / LEADING PASSERS

Player, Team	Att	Comp	Pct		Avg		Pct			Pct	Rating
			Comp	Yds	Gain	TD	TD	Long	Int		
Brady, N.E.	134	98	73.1	1319	9.84	12	9.0	63	0	0.0	133.9
Ryan, Atl.	313	218	69.6	2980	9.52	23	7.3	75t	4	1.3	119.0
Brees, N.O.	347	242	69.7	2689	7.75	21	6.1	98t	5	1.4	106.7
*Prescott, Dal.	248	165	66.5	2020	8.15	12	4.8	53	2	0.8	104.2
Stafford, Det.	318	214	67.3	2373	7.46	18	5.7	73t	5	1.6	101.6
Carr, Oak.	354	234	66.1	2505	7.08	17	4.8	68	3	0.8	99.1
Bradford, Min.	243	166	68.3	1715	7.06	9	3.7	46	1	0.4	99.0
Hoyer, Chi.	200	134	67.0	1445	7.22	6	3.0	64	0	0.0	98.0
Dalton, Cin.	288	193	67.0	2349	8.16	9	3.1	54t	3	1.0	98.0
Rivers, S.D.	325	206	63.4	2560	7.88	17	5.2	59	7	2.2	96.2
A. Rodgers, G.B.	318	202	63.5	2039	6.41	20	6.3	58	5	1.6	96.1
*Kessler, Cle.	160	108	67.5	1150	7.19	5	3.1	44	1	0.6	96.1
Wilson, Sea.	267	178	66.7	2094	7.84	7	2.6	59	2	0.7	95.9
A. Smith, K.C.	233	154	66.1	1638	7.03	8	3.4	46t	2	0.9	94.3
Mariota, Ten.	291	184	63.2	2187	7.52	17	5.8	60	8	2.7	94.1
Luck, Ind.	347	221	63.7	2565	7.39	17	4.9	64t	7	2.0	93.9
Roethlisberger, Pit.	271	168	62.0	1949	7.19	17	6.3	72t	7	2.6	93.9
Cousins, Was.	321	215	67.0	2454	7.64	12	3.7	57	7	2.2	93.1
Manning, NY-G	306	197	64.4	2241	7.32	12	3.9	75t	8	2.6	88.4
Palmer, Ariz	282	177	62.8	2068	7.33	10	3.5	58	6	2.1	87.9
Taylor, Buf.	268	162	60.4	1769	6.60	10	3.7	84t	3	1.1	87.7
*Wentz, Phi.	275	177	64.4	1890	6.87	9	3.3	73t	5	1.8	87.7
Tannehill, Mia.	241	156	64.7	1877	7.79	8	3.3	74t	7	2.9	87.4
Siemian, Den.	251	150	59.8	1770	7.05	10	4.0	69t	5	2.0	86.2
Winston, T.B.	306	181	59.2	2037	6.66	17	5.6	45t	9	2.9	85.4
Newton, Car.	239	138	57.7	1733	7.25	9	3.8	78t	6	2.5	82.5
Bortles, Jac.	331	196	59.2	2156	6.51	14	4.2	51t	10	3.0	80.1
Keenum, L.A.	283	174	61.5	2004	7.08	9	3.2	65t	11	3.9	77.2
Flacco, Bal.	338	207	61.2	2078	6.15	6	1.8	95t	7	2.1	76.0
Osweiler, Hou.	297	176	59.3	1719	5.79	9	3.0	53	9	3.0	73.1
Gabbert, S.F.	150	87	58.0	890	5.93	5	3.3	75t	6	4.0	69.6
Fitzpatrick, NY-J	299	169	56.5	1982	6.63	8	2.7	57	13	4.3	67.6

NFL / LEADING PASSERS, RANKS

Player, Team	Att	Comp	Pct		Avg		Pct			Pct	Rating
			Comp	Yds	Gain	TD	TD	Long	Int		
Brady, N.E.	32	31	1	30	1	12t	1		1t	1t	1
Ryan, Atl.	10	4	3	1	2	1	2		11	11	2
Brees, N.O.	2t	1	2	2	8	2	5		12t	12	3
*Prescott, Dal.	24	23	11	17	4	12t	11		5t	6	4
Stafford, Det.	8t	6	6	7	11	4	7		12t	13t	5
Carr, Oak.	1	2	12	5	20	5t	12		8t	7	6
Bradford, Min.	25	22	4	27	21	19t	19		3t	3	7
Hoyer, Chi.	29	29	8	29	16	29t	29		1t	1t	8
Dalton, Cin.	16	12	7	8	3	19t	26t		8t	9	9
Rivers, S.D.	6	8	19	4	5	5t	9		20t	20	10
A. Rodgers, G.B.	8t	9	18	15	29	3	3		12t	13t	11
*Kessler, Cle.	30	30	5	31	18	31t	26t		3t	4	12
Wilson, Sea.	22	15	10	12	6	28	31		5t	5	13
A. Smith, K.C.	28	26	13	28	23	25t	21		5t	8	14
Mariota, Ten.	15	13	20	10	10	5t	6		26t	25	15
Luck, Ind.	2t	3	17	3	12	5t	10		20t	17	16
Roethlisberger, Pit.	20	21	22	20	17	5t	4		20t	23	17
Cousins, Was.	7	5	9	6	9	12t	17		20t	21	18
Manning, NY-G	11t	10	15	9	14	12t	15		26t	24	19
Palmer, Ariz	18	16t	21	14	13	16t	20		17t	19	20
Taylor, Buf.	21	24	25	24	27	16t	18		8t	10	21
*Wentz, Phi.	19	16t	16	21	24	19t	24		12t	15	22
Tannehill, Mia.	26	25	14	22	7	25t	23		20t	26	23
Siemian, Den.	23	27	26	23	22	16t	14		12t	16	24
Winston, T.B.	11t	14	29	16	25	5t	8		28t	27	25
Newton, Car.	27	28	31	25	15	19t	16		17t	22	26
Bortles, Jac.	5	11	28	11	28	11	13		30	28	27
Keenum, L.A.	17	19	23	18	19	19t	25		31	30	28
Flacco, Bal.	4	7	24	13	30	29t	32		20t	18	29
Osweiler, Hou.	14	18	27	26	32	19t	28		28t	29	30
Gabbert, S.F.	31	32	30	32	31	31t	22		17t	31	31
Fitzpatrick, NY-J	13	20	32	19	26	25t	30		32	32	32

WEEK 9 / THROUGH MONDAY, NOVEMBER 7, 2016

NFL / FOURTH-QUARTER PASSING LEADERS

Rank	Player, Team	Att	Comp	Comp%	Yards	YPA	TD	TD%	Int	Int%	Rating
1)	*Lynch, Den.	25	19	76.0	188	7.52	2	8.0	0	0.0	123.4
2)	Bradford, Min.	65	49	75.4	541	8.32	3	4.6	0	0.0	115.0
3)	Brady, N.E.	24	19	79.2	267	11.13	0	0.0	0	0.0	113.0
4)	A. Rodgers, G.B.	74	49	66.2	519	7.01	6	8.1	1	1.4	107.9
5)	Luck, Ind.	114	73	64.0	871	7.64	8	7.0	1	0.9	107.0
6)	Brees, N.O.	101	71	70.3	782	7.74	8	7.9	3	3.0	107.0
7)	Carr, Oak.	86	56	65.1	644	7.49	6	7.0	1	1.2	106.0
8)	Stafford, Det.	83	57	68.7	648	7.81	5	6.0	2	2.4	101.9
9)	Roethlisberger, Pit.	86	56	65.1	614	7.14	5	5.8	1	1.2	100.6
10)	Siemian, Den.	67	39	58.2	586	8.75	5	7.5	2	3.0	99.5
11)	*Prescott, Dal.	61	37	60.7	443	7.26	3	4.9	0	0.0	99.3
12)	Hoyer, Chi.	70	48	68.6	509	7.27	2	2.9	0	0.0	99.0
13)	Mariota, Ten.	88	57	64.8	623	7.08	7	8.0	3	3.4	97.9
14)	Bortles, Jac.	128	81	63.3	935	7.30	8	6.3	3	2.3	96.3
15)	A. Smith, K.C.	57	38	66.7	378	6.63	3	5.3	1	1.8	95.5
16)	Dalton, Cin.	73	51	69.9	567	7.77	3	4.1	2	2.7	94.9
17)	Ryan, Atl.	61	36	59.0	513	8.41	4	6.6	2	3.3	94.5
18)	Oswieiler, Hou.	81	50	61.7	462	5.70	4	4.9	0	0.0	93.8
19)	Wilson, Sea.	82	52	63.4	585	7.13	2	2.4	0	0.0	92.8
20)	Cousins, Was.	78	48	61.5	617	7.91	3	3.8	2	2.6	88.5
21)	Taylor, Buf.	53	30	56.6	341	6.43	3	5.7	1	1.9	87.1
22)	Rivers, S.D.	82	51	62.2	582	7.10	2	2.4	1	1.2	86.5
23)	Newton, Car.	57	35	61.4	455	7.98	2	3.5	2	3.5	83.6
24)	Winston, T.B.	95	53	55.8	558	5.87	4	4.2	1	1.1	82.7
25)	Anderson, Car.	27	20	74.1	216	8.00	2	7.4	3	11.1	82.3
26)	Manning, NY-G	91	58	63.7	736	8.09	3	3.3	4	4.4	81.6
27)	Tannehill, Mia.	63	38	60.3	476	7.56	3	4.8	3	4.8	79.9
28)	*Kessler, Cle.	49	28	57.1	320	6.53	1	2.0	1	2.0	75.2
29)	Palmer, Ariz	71	47	66.2	531	7.48	3	4.2	5	7.0	73.2
30)	*Wentz, Phi.	63	36	57.1	351	5.57	0	0.0	1	1.6	66.3
31)	Keenum, L.A.	90	48	53.3	528	5.87	4	4.4	5	5.6	62.6
32)	Flacco, Bal.	91	49	53.8	416	4.57	1	1.1	2	2.2	60.5
33)	Gabbert, S.F.	47	26	55.3	316	6.72	2	4.3	4	8.5	54.9
34)	Kaepernick, S.F.	35	15	42.9	126	3.60	0	0.0	0	0.0	52.8
35)	L. Jones, Pit.	20	9	45.0	54	2.70	0	0.0	0	0.0	52.1
36)	McCown, Cle.	27	15	55.6	143	5.30	1	3.7	3	11.1	43.2
37)	Fitzpatrick, NY-J	76	38	50.0	476	6.26	1	1.3	9	11.8	34.6
38)	Stanton, Ariz	20	8	40.0	85	4.25	0	0.0	2	10.0	13.5

NFL / THIRD-DOWN PASSING LEADERS

Rank	Player, Team	Att	Comp	Comp%	Yards	YPA	TD	TD%	Int	Int%	Rating
1)	Brees, N.O.	86	62	72.1	752	8.74	8	9.3	1	1.2	124.8
2)	Ryan, Atl.	70	48	68.6	537	7.67	4	5.7	0	0.0	110.2
3)	Roethlisberger, Pit.	68	38	55.9	611	8.99	6	8.8	1	1.5	109.4
4)	A. Rodgers, G.B.	81	50	61.7	583	7.20	9	11.1	4	4.9	100.0
5)	Bradford, Min.	72	50	69.4	516	7.17	3	4.2	1	1.4	97.9
6)	Carr, Oak.	98	60	61.2	693	7.07	4	4.1	0	0.0	96.2
7)	*Prescott, Dal.	71	49	69.0	563	7.93	2	2.8	1	1.4	96.2
8)	Taylor, Buf.	73	43	58.9	554	7.59	5	6.8	2	2.7	94.2
9)	Stafford, Det.	81	53	65.4	666	8.22	3	3.7	2	2.5	92.9
10)	Keenum, L.A.	79	47	59.5	571	7.23	5	6.3	2	2.5	92.3
11)	Palmer, Ariz	71	46	64.8	543	7.65	2	2.8	1	1.4	91.5
12)	*Kessler, Cle.	45	31	68.9	262	5.82	1	2.2	0	0.0	91.2
13)	Hoyer, Chi.	49	30	61.2	352	7.18	1	2.0	0	0.0	89.8
14)	Mariota, Ten.	86	52	60.5	712	8.28	4	4.7	3	3.5	87.9
15)	Dalton, Cin.	78	48	61.5	579	7.42	2	2.6	1	1.3	87.5
16)	Tannehill, Mia.	75	42	56.0	534	7.12	3	4.0	1	1.3	86.2
17)	Siemian, Den.	63	34	54.0	419	6.65	4	6.3	2	3.2	82.7
18)	Rivers, S.D.	86	52	60.5	578	6.72	3	3.5	2	2.3	82.4
19)	Cousins, Was.	81	53	65.4	559	6.90	3	3.7	3	3.7	82.3
20)	Winston, T.B.	82	48	58.5	570	6.95	4	4.9	3	3.7	80.8
21)	*Wentz, Phi.	69	38	55.1	476	6.90	3	4.3	2	2.9	79.1
22)	Luck, Ind.	78	43	55.1	539	6.91	4	5.1	3	3.8	77.9
23)	A. Smith, K.C.	56	32	57.1	317	5.66	0	0.0	0	0.0	73.3
24)	Newton, Car.	71	37	52.1	498	7.01	2	2.8	2	2.8	72.4
25)	Wilson, Sea.	69	38	55.1	497	7.20	0	0.0	1	1.4	72.0
26)	Manning, NY-G	81	41	50.6	517	6.38	4	4.9	3	3.7	71.9
27)	Flacco, Bal.	99	56	56.6	610	6.16	1	1.0	2	2.0	69.8
28)	Oswieiler, Hou.	83	45	54.2	474	5.71	3	3.6	3	3.6	68.0
29)	Gabbert, S.F.	47	25	53.2	168	3.57	3	6.4	2	4.3	64.8
30)	Fitzpatrick, NY-J	82	44	53.7	494	6.02	0	0.0	4	4.9	51.6
31)	Bortles, Jac.	80	40	50.0	419	5.24	3	3.8	6	7.5	46.8

WEEK 9 / THROUGH MONDAY, NOVEMBER 7, 2016

NFL / LEADING RUSHERS

Rank	Player, Team	Att	Yards	Avg	Long	TD
1)	*Elliott, Dal.	177	891	5.0	60t	7
2)	Murray, Ten.	174	807	4.6	67	7
3)	Gordon, S.D.	193	768	4.0	48	9
4)	D. Johnson, Ariz	156	705	4.5	58t	8
5)	McCoy, Buf.	133	683	5.1	53	6
6)	Ajayi, Mia.	108	646	6.0	62t	6
7)	L. Miller, Hou.	153	637	4.2	25	2
8)	Forte, NY-J	169	634	3.8	32	7
9)	Freeman, Atl.	133	620	4.7	48	3
10)	Blount, N.E.	161	609	3.8	41t	9
11)	Gore, Ind.	145	592	4.1	22	4
12)	Crowell, Cle.	112	528	4.7	85t	5
13)	Hill, Cin.	104	515	5.0	74t	5
14)	Ware, K.C.	102	511	5.0	46	2
15)	*Howard, Chi.	99	505	5.1	69	2
16)	Ingram, N.O.	104	497	4.8	75t	2
17)	Jones, Was.	99	460	4.6	57	3
18)	Gurley, L.A.	146	451	3.1	18	3
19)	Michael, Sea.	112	447	4.0	41t	6
20)	West, Bal.	111	445	4.0	35	3
21)	C. Anderson, Den.	110	437	4.0	28	4
22)	Hyde, S.F.	109	429	3.9	34	6
23t)	Murray, Oak.	89	393	4.4	42	8
23t)	Rodgers, T.B.	88	393	4.5	45	1
25)	Bell, Pit.	83	376	4.5	44	0
26)	Taylor, Buf. (QB)	54	362	6.7	49	4
27)	Lacy, G.B.	71	360	5.1	31	0
28)	*Booker, Den.	80	320	4.0	18	2
29)	*Washington, Oak.	62	302	4.9	30	0
30)	Bernard, Cin.	77	299	3.9	17	2
31)	Riddick, Det.	75	297	4.0	42	1
32)	Stewart, Car.	79	295	3.7	26	4
33)	Mathews, Phi.	76	287	3.8	30	5
34)	Sproles, Phi.	59	285	4.8	19	0
35)	*Richard, Oak.	43	279	6.5	75t	1
36t)	Hightower, N.O.	68	276	4.1	28	1
36t)	D. Williams, Pit.	75	276	3.7	17	3
38)	Gillislee, Buf.	42	254	6.0	44t	4
39)	Yeldon, Jac.	70	253	3.6	16	1
40)	D. Johnson, Cle.	47	241	5.1	17	1
41)	Ivory, Jac.	58	236	4.1	42	1
42t)	Mariota, Ten. (QB)	35	235	6.7	41	2
42t)	Powell, NY-J	36	235	6.5	35t	1
44)	Coleman, Atl.	59	234	4.0	30t	5
45)	Asiata, Min.	71	227	3.2	29	2
46)	McKinnon, Min.	75	225	3.0	25	1
47)	Luck, Ind. (QB)	43	224	5.2	24	1
48)	*Henry, Ten.	53	221	4.2	22	1
49t)	Newton, Car. (QB)	45	207	4.6	21	3
49t)	C. Thompson, Was.	45	207	4.6	20	1

WEEK 9 / THROUGH MONDAY, NOVEMBER 7, 2016

NFL / THIRD-AND-ONE RUSHING LEADERS

Rank	Player, Team	Att	FD	Pct
1t)	Jones, Was.	6	6	100.0
1t)	Forte, NY-J	5	5	100.0
1t)	Gillislee, Buf.	4	4	100.0
1t)	Kuhn, N.O.	4	4	100.0
1t)	Murray, Oak.	4	4	100.0
1t)	Ajayi, Mia.	3	3	100.0
1t)	Bell, Pit.	3	3	100.0
1t)	Freeman, Atl.	3	3	100.0
1t)	Hyde, S.F.	3	3	100.0
1t)	Jennings, NY-G	3	3	100.0
1t)	Stewart, Car.	3	3	100.0
1t)	Bernard, Cin.	2	2	100.0
1t)	Brees, N.O.	2	2	100.0
1t)	Gabbert, S.F.	2	2	100.0
1t)	Keenum, L.A.	2	2	100.0
1t)	Lasike, Chi.	2	2	100.0
1t)	Mathews, Phi.	2	2	100.0
1t)	Oswweiler, Hou.	2	2	100.0
1t)	Peterson, Min.	2	2	100.0
1t)	K. Smith, Dal.	2	2	100.0
1t)	Sproles, Phi.	2	2	100.0
22)	D. Johnson, Ariz	7	6	85.7
23)	Luck, Ind.	6	5	83.3
24)	Newton, Car.	5	4	80.0
25)	Gurley, L.A.	9	7	77.8
26t)	Murray, Ten.	8	6	75.0
26t)	Ware, K.C.	8	6	75.0
26t)	Asiata, Min.	4	3	75.0
26t)	Felton, Buf.	4	3	75.0
26t)	L. Miller, Hou.	4	3	75.0
31)	*Elliott, Dal.	7	5	71.4
32t)	Blount, N.E.	3	2	66.7
32t)	Hightower, N.O.	3	2	66.7
32t)	Ingram, N.O.	3	2	66.7
32t)	Ripkowski, G.B.	3	2	66.7
32t)	D. Williams, Pit.	3	2	66.7
32t)	Wilson, Sea.	3	2	66.7
38)	Gordon, S.D.	8	5	62.5
39t)	Coleman, Atl.	5	3	60.0
39t)	*Henry, Ten.	5	3	60.0
39t)	West, Bal.	5	3	60.0
42)	Michael, Sea.	4	2	50.0
43)	C. Anderson, Den.	8	3	37.5

WEEK 9 / THROUGH MONDAY, NOVEMBER 7, 2016

NFL / LEADERS IN RECEPTIONS

Rank	Player, Team	Rec	Yards	Avg	Long	TD
1)	Green, Cin.	59	896	15.2	54t	3
2)	Cooper, Oak.	58	843	14.5	64t	2
3)	Fitzgerald, Ariz	56	554	9.9	29t	5
4t)	Evans, T.B.	55	745	13.5	45t	8
4t)	Brown, Pit.	55	677	12.3	51	6
6)	Hilton, Ind.	52	791	15.2	63t	4
7)	J. Jones, Atl.	51	970	19.0	75t	5
8t)	Sanders, Den.	49	614	12.5	41t	3
8t)	Landry, Mia.	49	605	12.3	42t	1
8t)	Crabtree, Oak.	49	596	12.2	56	6
8t)	Tate, Det.	49	513	10.5	61	2
12)	Diggs, Min.	48	546	11.4	46	2
13t)	Thomas, Den.	47	591	12.6	55t	4
13t)	*Michael Thomas, N.O.	47	573	12.2	32t	5
15)	Pryor, Cle.	46	579	12.6	44	4
16)	Olsen, Car. (TE)	45	673	15.0	78t	3
17t)	Beckham, NY-G	44	676	15.4	75t	5
17t)	Baldwin, Sea.	44	570	13.0	59	2
17t)	Adams, G.B.	44	465	10.6	40	6
20)	Beasley, Dal.	43	499	11.6	47	4
21t)	Matthews, Phi.	42	507	12.1	54	3
21t)	Reed, Was. (TE)	42	415	9.9	26	3
23t)	Cooks, N.O.	41	596	14.5	98t	5
23t)	Cobb, G.B.	41	402	9.8	33	3
23t)	Edelman, N.E.	41	358	8.7	23	1
26t)	B. Marshall, NY-J	40	585	14.6	41	2
26t)	Crowder, Was.	40	498	12.5	55t	4
26t)	Hopkins, Hou.	40	434	10.9	35	3
26t)	Miller, Chi. (TE)	40	393	9.8	26	3
26t)	Pitta, Bal. (TE)	40	349	8.7	30	0
31t)	Wallace, Bal.	39	614	15.7	95t	4
31t)	Benjamin, S.D.	39	514	13.2	54	3
31t)	Woods, Buf.	39	452	11.6	29	1
31t)	A. Robinson, Jac.	39	442	11.3	35	4
31t)	Kelce, K.C. (TE)	39	435	11.2	42	3
36t)	Ty. Williams, S.D.	38	595	15.7	50	3
36t)	Graham, Sea. (TE)	38	545	14.3	40	3
36t)	Nelson, G.B.	38	509	13.4	58	7
36t)	Witten, Dal. (TE)	38	424	11.2	35	2
40t)	M. Jones, Det.	37	661	17.9	73t	4
40t)	Britt, L.A.	37	584	15.8	47	3
40t)	Enunwa, NY-J	37	527	14.2	69t	3
40t)	Snead, N.O.	37	475	12.8	49	2
40t)	Sanu, Atl.	37	416	11.2	59	3
40t)	Austin, L.A.	37	316	8.5	43t	2
46t)	Jeffery, Chi.	36	583	16.2	54	1
46t)	Benjamin, Car.	36	543	15.1	50	4
46t)	Barnidge, Cle. (TE)	36	426	11.8	43	0
46t)	Garcon, Was.	36	396	11.0	23	1
46t)	Doyle, Ind. (TE)	36	379	10.5	24	4
46t)	D. Johnson, Cle. (RB)	36	313	8.7	32	0
46t)	Bell, Pit. (RB)	36	283	7.9	22	0

WEEK 9 / THROUGH MONDAY, NOVEMBER 7, 2016

NFL / RECEIVING YARDAGE LEADERS

Rank	Player, Team	Yards	Rec	Avg	Long	TD
1)	J. Jones, Atl.	970	51	19.0	75t	5
2)	Green, Cin.	896	59	15.2	54t	3
3)	Cooper, Oak.	843	58	14.5	64t	2
4)	Hilton, Ind.	791	52	15.2	63t	4
5)	Evans, T.B.	745	55	13.5	45t	8
6)	Brown, Pit.	677	55	12.3	51	6
7)	Beckham, NY-G	676	44	15.4	75t	5
8)	Olsen, Car. (TE)	673	45	15.0	78t	3
9)	M. Jones, Det.	661	37	17.9	73t	4
10t)	Sanders, Den.	614	49	12.5	41t	3
10t)	Wallace, Bal.	614	39	15.7	95t	4
12)	Landry, Mia.	605	49	12.3	42t	1
13t)	Cooks, N.O.	596	41	14.5	98t	5
13t)	Crabtree, Oak.	596	49	12.2	56	6
15)	Ty. Williams, S.D.	595	38	15.7	50	3
16)	Thomas, Den.	591	47	12.6	55t	4
17)	B. Marshall, NY-J	585	40	14.6	41	2
18)	Britt, L.A.	584	37	15.8	47	3
19)	Jeffery, Chi.	583	36	16.2	54	1
20)	Pryor, Cle.	579	46	12.6	44	4
21)	*Michael Thomas, N.O.	573	47	12.2	32t	5
22)	Baldwin, Sea.	570	44	13.0	59	2
23)	Fitzgerald, Ariz	554	56	9.9	29t	5
24)	Diggs, Min.	546	48	11.4	46	2
25)	Graham, Sea. (TE)	545	38	14.3	40	3
26)	Benjamin, Car.	543	36	15.1	50	4
27)	Enunwa, NY-J	527	37	14.2	69t	3
28)	Benjamin, S.D.	514	39	13.2	54	3
29)	Tate, Det.	513	49	10.5	61	2
30)	Nelson, G.B.	509	38	13.4	58	7
31)	Matthews, Phi.	507	42	12.1	54	3
32)	Beasley, Dal.	499	43	11.6	47	4
33)	Crowder, Was.	498	40	12.5	55t	4
34)	R. Gronkowski, N.E. (TE)	484	22	22.0	53t	3
35)	Snead, N.O.	475	37	12.8	49	2
36)	Adams, G.B.	465	44	10.6	40	6
37)	Woods, Buf.	452	39	11.6	29	1
38)	Walker, Ten. (TE)	447	33	13.5	47	4
39)	Hurns, Jac.	443	31	14.3	42t	2
40t)	Lee, Jac.	442	34	13.0	51	0
40t)	A. Robinson, Jac.	442	39	11.3	35	4
42)	Kelce, K.C. (TE)	435	39	11.2	42	3
43)	Hopkins, Hou.	434	40	10.9	35	3
44)	Thielen, Min.	432	29	14.9	36t	1
45)	Barnidge, Cle. (TE)	426	36	11.8	43	0
46)	Coates, Pit.	425	20	21.3	72t	2
47)	Witten, Dal. (TE)	424	38	11.2	35	2
48)	Matthews, Ten.	420	33	12.7	60	5
49t)	D. Jackson, Was.	416	30	13.9	44t	1
49t)	Sanu, Atl.	416	37	11.2	59	3

WEEK 9 / THROUGH MONDAY, NOVEMBER 7, 2016

NFL / THIRD-DOWN RECEIVING LEADERS

Rank	Player, Team	Rec	Yards	Avg	Long	TD
1)	Cooper, Oak.	18	303	16.8	34t	1
2t)	Beasley, Dal.	17	181	10.6	29	1
2t)	Reed, Was. (TE)	17	180	10.6	26	1
4t)	Evans, T.B.	16	227	14.2	28	2
4t)	Rudolph, Min. (TE)	16	143	8.9	22	3
4t)	D. Johnson, Cle. (RB)	16	126	7.9	28	0
7t)	Crabtree, Oak.	15	219	14.6	56	2
7t)	Cobb, G.B.	15	182	12.1	32	1
7t)	Landry, Mia.	15	181	12.1	39	0
7t)	Powell, NY-J (RB)	15	88	5.9	11	0
11t)	Tate, Det.	14	198	14.1	61	1
11t)	Royal, Chi.	14	191	13.6	64	0
11t)	Snead, N.O.	14	144	10.3	23	0
11t)	Hopkins, Hou.	14	131	9.4	16	0
11t)	Pitta, Bal. (TE)	14	131	9.4	30	0
16t)	Baldwin, Sea.	13	206	15.8	59	1
16t)	Ty. Williams, S.D.	13	200	15.4	44t	1
16t)	Crowder, Was.	13	187	14.4	55t	1
16t)	Pryor, Cle.	13	165	12.7	24	1
16t)	A. Robinson, Jac.	13	126	9.7	19	1
16t)	Austin, L.A.	13	114	8.8	43t	2
22t)	Thielen, Min.	12	207	17.3	29	0
22t)	Matthews, Phi.	12	170	14.2	54	1
22t)	Hilton, Ind.	12	157	13.1	27	1
22t)	Britt, L.A.	12	151	12.6	34	1
22t)	Gates, S.D. (TE)	12	122	10.2	17	1
22t)	Barnidge, Cle. (TE)	12	118	9.8	17	0
22t)	Boldin, Det.	12	107	8.9	20	1
29t)	Green, Cin.	11	178	16.2	48t	1
29t)	Sanders, Den.	11	158	14.4	41t	1
29t)	Brown, Pit.	11	154	14.0	26t	1
29t)	Olsen, Car. (TE)	11	138	12.5	34	2
29t)	*Michael Thomas, N.O.	11	127	11.5	25	1
29t)	Woods, Buf.	11	112	10.2	22	0
29t)	Witten, Dal. (TE)	11	107	9.7	31	0
29t)	D. Johnson, Ariz (RB)	11	102	9.3	24	0
29t)	Murray, Ten. (RB)	11	98	8.9	14	0
29t)	Fitzgerald, Ariz	11	88	8.0	15	0
39t)	Coates, Pit.	10	230	23.0	72t	2
39t)	Thomas, Den.	10	157	15.7	55t	3
39t)	Nelson, G.B.	10	149	14.9	39	3
39t)	Amendola, N.E.	10	137	13.7	32	2
39t)	*Shepard, NY-G	10	136	13.6	32	1
39t)	Kelce, K.C. (TE)	10	125	12.5	21	0
39t)	Sanu, Atl.	10	125	12.5	22	0
39t)	Diggs, Min.	10	120	12.0	33	0
39t)	Benjamin, S.D.	10	103	10.3	21	1
48t)	Benjamin, Car.	9	164	18.2	25	0
48t)	Wright, Ten.	9	147	16.3	48	0
48t)	Cruz, NY-G	9	146	16.2	40	1
48t)	Wallace, Bal.	9	141	15.7	66t	1
48t)	B. Marshall, NY-J	9	125	13.9	41	0
48t)	Brate, T.B. (TE)	9	99	11.0	20	1
48t)	Garcon, Was.	9	83	9.2	22	0
48t)	Bernard, Cin. (RB)	9	71	7.9	32	0
48t)	J. White, N.E. (RB)	9	69	7.7	19t	1
48t)	Juszczzyk, Bal. (RB)	9	63	7.0	18	0

WEEK 9 / THROUGH MONDAY, NOVEMBER 7, 2016

NFL / LEADING SCORERS, NONKICKERS

Rank	Player, Team	TD	Rush	Rec	Ret	X2	Pts
1)	Gordon, S.D. (RB)	11	9	2	0	0	66
2t)	Blount, N.E. (RB)	9	9	0	0	0	54
2t)	Murray, Ten. (RB)	9	7	2	0	0	54
4)	Evans, T.B. (WR)	8	0	8	0	1	50
5t)	Forte, NY-J (RB)	8	7	1	0	0	48
5t)	D. Johnson, Ariz (RB)	8	8	0	0	0	48
5t)	Murray, Oak. (RB)	8	8	0	0	0	48
8t)	*Elliott, Dal. (RB)	7	7	0	0	0	42
8t)	Gore, Ind. (RB)	7	4	3	0	0	42
8t)	McCoy, Buf. (RB)	7	6	1	0	0	42
8t)	Michael, Sea. (RB)	7	6	1	0	0	42
8t)	Nelson, G.B. (WR)	7	0	7	0	0	42
13t)	Crabtree, Oak. (WR)	6	0	6	0	1	38
13t)	Hyde, S.F. (RB)	6	6	0	0	1	38
15t)	Adams, G.B. (WR)	6	0	6	0	0	36
15t)	Ajayi, Mia. (RB)	6	6	0	0	0	36
15t)	Brown, Pit. (WR)	6	0	6	0	0	36
15t)	Coleman, Atl. (RB)	6	5	1	0	0	36
15t)	Mathews, Phi. (RB)	6	5	1	0	0	36
20t)	Ingram, N.O. (RB)	5	2	3	0	1	32
20t)	Pryor, Cle. (WR)	5	1	4	0	1	32
22t)	C. Anderson, Den. (RB)	5	4	1	0	0	30
22t)	Beckham, NY-G (WR)	5	0	5	0	0	30
22t)	Boldin, Det. (WR)	5	0	5	0	0	30
22t)	Cooks, N.O. (WR)	5	0	5	0	0	30
22t)	Crowder, Was. (WR)	5	0	4	1	0	30
22t)	Crowell, Cle. (RB)	5	5	0	0	0	30
22t)	Fitzgerald, Ariz (WR)	5	0	5	0	0	30
22t)	Freeman, Atl. (RB)	5	3	2	0	0	30
22t)	Gillislee, Buf. (RB)	5	4	1	0	0	30
22t)	Hill, Cin. (RB)	5	5	0	0	0	30
22t)	J. Jones, Atl. (WR)	5	0	5	0	0	30
22t)	Matthews, Ten. (WR)	5	0	5	0	0	30
22t)	Riddick, Det. (RB)	5	1	4	0	0	30
22t)	*Michael Thomas, N.O. (WR)	5	0	5	0	0	30
36t)	Taylor, Buf. (QB)	4	4	0	0	1	26
36t)	Thomas, Den. (WR)	4	0	4	0	1	26
36t)	Wallace, Bal. (WR)	4	0	4	0	1	26
39t)	Beasley, Dal. (WR)	4	0	4	0	0	24
39t)	Benjamin, Car. (WR)	4	0	4	0	0	24
39t)	Bennett, N.E. (TE)	4	0	4	0	0	24
39t)	Brate, T.B. (TE)	4	0	4	0	0	24
39t)	Doyle, Ind. (TE)	4	0	4	0	0	24
39t)	Gates, S.D. (TE)	4	0	4	0	0	24
39t)	*Hill, K.C. (WR)	4	0	4	0	0	24
39t)	Hilton, Ind. (WR)	4	0	4	0	0	24
39t)	M. Jones, Det. (WR)	4	0	4	0	0	24
39t)	Kuhn, N.O. (RB)	4	3	1	0	0	24
39t)	LaFell, Cin. (WR)	4	0	4	0	0	24
39t)	*Prescott, Dal. (QB)	4	4	0	0	0	24
39t)	Roberts, Oak. (WR)	4	0	4	0	0	24
39t)	A. Robinson, Jac. (WR)	4	0	4	0	0	24
39t)	Rudolph, Min. (TE)	4	0	4	0	0	24
39t)	Stewart, Car. (RB)	4	4	0	0	0	24
39t)	Walker, Ten. (TE)	4	0	4	0	0	24
39t)	D. Williams, Pit. (RB)	4	3	1	0	0	24

WEEK 9 / THROUGH MONDAY, NOVEMBER 7, 2016

NFL / LEADING SCORERS, KICKERS

Rank	Player, Team	PAT	FG	Pct	Long	Pts
1)	Bryant, Atl.	31/31	20/21	.952	53	91
2)	Lambo, S.D.	26/29	20/22	.909	47	86
3)	Vinatieri, Ind.	24/24	19/19	1.000	54	81
4)	Sturgis, Phi.	18/19	20/22	.909	55	78
5)	McManus, Den.	20/21	18/20	.900	55	74
6)	Hopkins, Was.	18/19	18/22	.818	50	72
7t)	Janikowski, Oak.	23/23	16/22	.727	56	71
7t)	Santos, K.C.	17/18	18/21	.857	54	71
9)	Tucker, Bal.	10/10	20/20	1.000	53	70
10t)	Bailey, Dal.	25/25	14/16	.875	56	67
10t)	Prater, Det.	19/20	16/19	.842	58	67
12)	*Lutz, N.O.	27/27	13/18	.722	57	66
13t)	Folk, NY-J	17/18	16/18	.889	48	65
13t)	Novak, Hou.	11/12	18/21	.857	53	65
15)	Crosby, G.B.	19/20	15/17	.882	46	64
16t)	Gano, Car.	18/20	14/18	.778	54	60
16t)	Hauschka, Sea.	15/17	15/17	.882	53	60
18)	Nugent, Cin.	17/18	14/19	.737	47	59
19t)	Carpenter, Buf.	24/26	11/15	.733	45	57
19t)	Gostkowski, N.E.	24/26	11/14	.786	53	57
21)	Succop, Ten.	22/24	11/13	.846	48	55
22t)	Dawson, S.F.	18/18	11/12	.917	49	51
22t)	Franks, Mia.	18/18	11/14	.786	41	51
24t)	Myers, Jac.	16/16	11/14	.786	50	49
24t)	Walsh, Min.	13/16	12/16	.750	50	49
26)	Barth, Chi.	14/14	11/14	.786	49	47
27)	Zuerlein, L.A.	13/13	11/13	.846	54	46
28)	Parkey, Cle.	11/11	11/15	.733	51	44
29)	Catanzaro, Ariz	19/20	8/11	.727	60	43
30t)	Boswell, Pit.	21/21	7/10	.700	49	42
30t)	Brown, NY-G	9/ 9	11/12	.917	48	42
32)	*Aguayo, T.B.	15/17	7/12	.583	43	36
33)	Gould, NY-G	6/ 6	1/ 1	1.000	29	9
34)	Murray, Cle.	3/ 4	1/ 2	.500	35	6
35)	Bullock, NY-G	2/ 3	0/ 0	---	--	2

NFL / TOUCHBACKS ON KICKOFFS

Rank	Player, Team	TB
1t)	Bosher, Atl.	48
1t)	Lambo, S.D.	48
3)	McAfee, Ind.	36
4)	Hopkins, Was.	35
5t)	Gano, Car.	33
5t)	Succop, Ten.	33
7)	Sturgis, Phi.	31
8t)	Hauschka, Sea.	30
8t)	McManus, Den.	30
10t)	Bailey, Dal.	29
10t)	Martin, Det.	29
12)	*Lutz, N.O.	28
13t)	*Aguayo, T.B.	26
13t)	Boswell, Pit.	26
13t)	Catanzaro, Ariz	26
16t)	Janikowski, Oak.	25
16t)	Myers, Jac.	25
16t)	Santos, K.C.	25
16t)	Tucker, Bal.	25
20t)	Crosby, G.B.	24
20t)	Folk, NY-J	24
22t)	Franks, Mia.	23
22t)	Gostkowski, N.E.	23
22t)	Parkey, Cle.	23
25)	Zuerlein, L.A.	22
26)	Nugent, Cin.	19
27)	Walsh, Min.	18
28t)	Barth, Chi.	15
28t)	Brown, NY-G	15
30)	Pinion, S.F.	14
31)	Carpenter, Buf.	13
32)	Gay, Buf.	5
33t)	Gould, NY-G	4
33t)	Murray, Cle.	4
33t)	Novak, Hou.	4
36t)	Bullock, NY-G	3
36t)	Dawson, S.F.	3

WEEK 9 / THROUGH MONDAY, NOVEMBER 7, 2016

NFL / MOST YARDS FROM SCRIMMAGE

Rank	Player, Team	Total			Rushing			Receiving		
		Yards	Att+Rec	Avg	Yards	Att	Avg	Yards	Rec	Avg
1)	D. Johnson, Ariz (RB)	1112	191	5.8	705	156	4.5	407	35	11.6
2)	Gordon, S.D. (RB)	1052	221	4.8	768	193	4.0	284	28	10.1
3)	*Elliott, Dal. (RB)	1046	193	5.4	891	177	5.0	155	16	9.7
4)	Murray, Ten. (RB)	1033	209	4.9	807	174	4.6	226	35	6.5
5)	J. Jones, Atl. (WR)	970	51	19.0	0	0	---	970	51	19.0
6)	Green, Cin. (WR)	896	59	15.2	0	0	---	896	59	15.2
7)	Cooper, Oak. (WR)	843	58	14.5	0	0	---	843	58	14.5
8)	Freeman, Atl. (RB)	840	161	5.2	620	133	4.7	220	28	7.9
9)	Ware, K.C. (RB)	824	119	6.9	511	102	5.0	313	17	18.4
10)	McCoy, Buf. (RB)	815	157	5.2	683	133	5.1	132	24	5.5
11)	Forte, NY-J (RB)	802	190	4.2	634	169	3.8	168	21	8.0
12)	Hilton, Ind. (WR)	791	52	15.2	0	0	---	791	52	15.2
13)	L. Miller, Hou. (RB)	761	175	4.3	637	153	4.2	124	22	5.6
14)	Evans, T.B. (WR)	745	55	13.5	0	0	---	745	55	13.5
15)	Crowell, Cle. (RB)	732	130	5.6	528	112	4.7	204	18	11.3
16)	Gore, Ind. (RB)	722	169	4.3	592	145	4.1	130	24	5.4
17)	Ajayi, Mia. (RB)	714	119	6.0	646	108	6.0	68	11	6.2
18)	Brown, Pit. (WR)	696	57	12.2	19	2	9.5	677	55	12.3
19)	*Howard, Chi. (RB)	682	117	5.8	505	99	5.1	177	18	9.8
20)	Beckham, NY-G (WR)	676	44	15.4	0	0	---	676	44	15.4
21)	Olsen, Car. (TE)	673	45	15.0	0	0	---	673	45	15.0
22t)	Ingram, N.O. (RB)	664	128	5.2	497	104	4.8	167	24	7.0
22t)	M. Jones, Det. (WR)	664	38	17.5	3	1	3.0	661	37	17.9
24)	Bell, Pit. (RB)	659	119	5.5	376	83	4.5	283	36	7.9
25)	Gurley, L.A. (RB)	645	171	3.8	451	146	3.1	194	25	7.8
26)	Blount, N.E. (RB)	640	167	3.8	609	161	3.8	31	6	5.2
27)	Wallace, Bal. (WR)	633	42	15.1	19	3	6.3	614	39	15.7
28)	Landry, Mia. (WR)	623	52	12.0	18	3	6.0	605	49	12.3
29)	Cooks, N.O. (WR)	615	44	14.0	19	3	6.3	596	41	14.5
30)	Sanders, Den. (WR)	614	49	12.5	0	0	---	614	49	12.5
31)	Pryor, Cle. (WR)	600	54	11.1	21	8	2.6	579	46	12.6
32)	Crabtree, Oak. (WR)	596	49	12.2	0	0	---	596	49	12.2
33)	Ty. Williams, S.D. (WR)	595	38	15.7	0	0	---	595	38	15.7
34)	Thomas, Den. (WR)	591	47	12.6	0	0	---	591	47	12.6
35)	B. Marshall, NY-J (WR)	585	40	14.6	0	0	---	585	40	14.6
36)	Britt, L.A. (WR)	584	37	15.8	0	0	---	584	37	15.8
37)	Jeffery, Chi. (WR)	583	36	16.2	0	0	---	583	36	16.2
38t)	Bernard, Cin. (RB)	576	108	5.3	299	77	3.9	277	31	8.9
38t)	Hill, Cin. (RB)	576	111	5.2	515	104	5.0	61	7	8.7
40)	*Michael Thomas, N.O. (WR)	573	47	12.2	0	0	---	573	47	12.2
41)	Riddick, Det. (RB)	570	110	5.2	297	75	4.0	273	35	7.8
42)	Baldwin, Sea. (WR)	566	45	12.6	-4	1	-4.0	570	44	13.0
43)	C. Anderson, Den. (RB)	565	126	4.5	437	110	4.0	128	16	8.0
44)	Coleman, Atl. (RB)	564	78	7.2	234	59	4.0	330	19	17.4
45)	Fitzgerald, Ariz (WR)	559	58	9.6	5	2	2.5	554	56	9.9
46)	Diggs, Min. (WR)	556	51	10.9	10	3	3.3	546	48	11.4
47)	D. Johnson, Cle. (RB)	554	83	6.7	241	47	5.1	313	36	8.7
48)	Graham, Sea. (TE)	545	38	14.3	0	0	---	545	38	14.3
49)	Benjamin, Car. (WR)	543	36	15.1	0	0	---	543	36	15.1
50)	Michael, Sea. (RB)	539	131	4.1	447	112	4.0	92	19	4.8

WEEK 9 / THROUGH MONDAY, NOVEMBER 7, 2016

NFL / LEADERS IN FIRST DOWNS

Rank	Player, Team	Rush	Rec	Tot
1)	Gordon, S.D. (RB)	45	14	59
2t)	*Elliott, Dal. (RB)	51	5	56
2t)	Murray, Ten. (RB)	43	13	56
4)	D. Johnson, Ariz (RB)	37	16	53
5t)	Evans, T.B. (WR)	0	46	46
5t)	Freeman, Atl. (RB)	35	11	46
7t)	Gore, Ind. (RB)	35	7	42
7t)	J. Jones, Atl. (WR)	0	42	42
9)	Green, Cin. (WR)	0	38	38
10t)	Ajayi, Mia. (RB)	33	4	37
10t)	McCoy, Buf. (RB)	29	8	37
12t)	L. Miller, Hou. (RB)	31	5	36
12t)	Ware, K.C. (RB)	25	11	36
14t)	Brown, Pit. (WR)	1	34	35
14t)	Cooper, Oak. (WR)	0	35	35
14t)	Crabtree, Oak. (WR)	0	35	35
14t)	Crowell, Cle. (RB)	26	9	35
14t)	Gurley, L.A. (RB)	26	9	35
14t)	*Howard, Chi. (RB)	28	7	35
20t)	Blount, N.E. (RB)	33	1	34
20t)	Fitzgerald, Ariz (WR)	0	34	34
20t)	Forte, NY-J (RB)	27	7	34
20t)	Hilton, Ind. (WR)	0	34	34
24t)	Olsen, Car. (TE)	0	33	33
24t)	Pryor, Cle. (WR)	2	31	33
26t)	Jones, Was. (RB)	28	4	32
26t)	Murray, Oak. (RB)	26	6	32
28t)	Ingram, N.O. (RB)	21	10	31
28t)	Sanders, Den. (WR)	0	31	31
30t)	Diggs, Min. (WR)	1	29	30
30t)	*Michael Thomas, N.O. (WR)	0	30	30
32t)	Beasley, Dal. (WR)	0	29	29
32t)	Beckham, NY-G (WR)	0	29	29
32t)	Cobb, G.B. (WR)	4	25	29
32t)	Hopkins, Hou. (WR)	0	29	29
32t)	Jeffery, Chi. (WR)	0	29	29
32t)	Landry, Mia. (WR)	1	28	29
32t)	B. Marshall, NY-J (WR)	0	29	29
32t)	Michael, Sea. (RB)	26	3	29
32t)	A. Robinson, Jac. (WR)	0	29	29
41t)	C. Anderson, Den. (RB)	22	6	28
41t)	Bell, Pit. (RB)	14	14	28
41t)	Benjamin, Car. (WR)	0	28	28
41t)	Britt, L.A. (WR)	0	28	28
41t)	M. Jones, Det. (WR)	0	28	28
41t)	Riddick, Det. (RB)	15	13	28
41t)	Wallace, Bal. (WR)	1	27	28
48t)	Bernard, Cin. (RB)	14	13	27
48t)	Graham, Sea. (TE)	0	27	27
48t)	Nelson, G.B. (WR)	0	27	27
48t)	Snead, N.O. (WR)	0	27	27

WEEK 9 / THROUGH MONDAY, NOVEMBER 7, 2016

NFL / LEADING PUNTERS

Rank	Player, Team	No	Yards	Lg	Avg	TB	Blk	Dwn	OB	Opp Ret	In	Net
1)	McAfee, Ind.	37	1881	74	50.8	8	0	3	6	13	132	11 42.9
2)	Morstead, N.O.	30	1523	66	50.8	3	0	5	4	16	124	12 44.6
3)	Martin, Det.	34	1693	63	49.8	1	0	2	3	20	130	11 45.4
4)	Lee, Car.	35	1726	76	49.3	4	0	7	1	16	230	18 40.5
5)	Lechler, Hou.	38	1840	62	48.4	1	0	1	4	26	314	15 39.6
6)	King, Oak.	44	2130	72	48.4	3	0	9	7	18	233	21 41.8
7)	Nortman, Jac.	37	1778	78	48.1	4	0	10	1	16	149	11 41.9
8)	Wing, NY-G	41	1955	63	47.7	5	0	7	7	16	224	10 39.8
9)	Koch, Bal.	46	2159	68	46.9	2	0	4	10	23	298	17 39.6
10)	Bosher, Atl.	24	1125	68	46.9	1	0	3	0	10	114	13 41.3
11)	Anger, T.B.	41	1915	59	46.7	3	0	2	3	16	93	19 43.0
12)	C. Jones, Dal.	24	1117	63	46.5	3	0	1	3	11	126	9 38.8
13)	*Dixon, Den.	45	2085	68	46.3	3	0	6	2	22	145	12 41.8
14)	Berry, Pit.	39	1805	63	46.3	1	1	7	6	16	141	15 41.1
15)	Darr, Mia.	40	1833	66	45.8	3	0	3	3	17	156	15 40.4
16)	Hekker, L.A.	43	1969	75	45.8	1	0	5	4	14	75	24 43.6
17)	Colquitt, Cle.	44	2014	65	45.8	2	0	4	3	21	172	12 41.0
18)	Colquitt, K.C.	40	1822	60	45.6	4	0	4	2	18	98	19 41.1
19)	Pinion, S.F.	45	2049	65	45.5	2	0	6	1	20	217	13 39.8
20)	Kern, Ten.	41	1866	71	45.5	2	0	5	1	21	277	18 37.8
21)	D. Jones, Phi.	36	1632	72	45.3	4	0	9	1	10	119	12 39.8
22)	Huber, Cin.	37	1676	61	45.3	4	0	4	3	19	165	11 38.7
23)	Ryan, Sea.	40	1799	62	45.0	3	1	5	2	17	124	14 39.4
24)	*Kaser, S.D.	32	1417	62	44.3	3	0	3	3	16	88	10 39.7
25)	Way, Was.	23	1017	61	44.2	4	0	3	3	11	81	9 37.2
26)	Allen, N.E.	35	1540	57	44.0	2	0	7	3	10	65	13 41.0
27)	Schum, G.B.	24	1055	65	44.0	1	0	2	6	8	67	5 40.3
28)	O'Donnell, Chi.	37	1602	53	43.3	2	0	2	2	12	176	14 37.5
29)	Locke, Min.	43	1856	71	43.2	3	0	11	0	11	89	21 39.7
30)	*Edwards, NY-J	40	1719	57	43.0	2	0	6	5	19	170	13 37.7
31)	Schmidt, Buf.	41	1745	58	42.6	2	0	4	12	19	98	14 39.2
32)	Quigley, Ariz	30	1239	55	41.3	2	1	5	1	6	47	13 37.2

NFL / LEADING PUNTERS, NET AVERAGE

Rank	Player, Team	No	Yards	Lg	Avg	TB	Blk	Dwn	OB	Opp Ret	In	Net
1)	Martin, Det.	34	1693	63	49.8	1	0	2	3	20	130	11 45.4
2)	Morstead, N.O.	30	1523	66	50.8	3	0	5	4	16	124	12 44.6
3)	Hekker, L.A.	43	1969	75	45.8	1	0	5	4	14	75	24 43.6
4)	Anger, T.B.	41	1915	59	46.7	3	0	2	3	16	93	19 43.0
5)	McAfee, Ind.	37	1881	74	50.8	8	0	3	6	13	132	11 42.9
6)	Nortman, Jac.	37	1778	78	48.1	4	0	10	1	16	149	11 41.9
7)	*Dixon, Den.	45	2085	68	46.3	3	0	6	2	22	145	12 41.8
8)	King, Oak.	44	2130	72	48.4	3	0	9	7	18	233	21 41.8
9)	Bosher, Atl.	24	1125	68	46.9	1	0	3	0	10	114	13 41.3
10t)	Berry, Pit.	39	1805	63	46.3	1	1	7	6	16	141	15 41.1
10t)	Colquitt, K.C.	40	1822	60	45.6	4	0	4	2	18	98	19 41.1
12)	Allen, N.E.	35	1540	57	44.0	2	0	7	3	10	65	13 41.0
13)	Colquitt, Cle.	44	2014	65	45.8	2	0	4	3	21	172	12 41.0
14)	Lee, Car.	35	1726	76	49.3	4	0	7	1	16	230	18 40.5
15)	Darr, Mia.	40	1833	66	45.8	3	0	3	3	17	156	15 40.4
16)	Schum, G.B.	24	1055	65	44.0	1	0	2	6	8	67	5 40.3
17)	Pinion, S.F.	45	2049	65	45.5	2	0	6	1	20	217	13 39.8
18)	D. Jones, Phi.	36	1632	72	45.3	4	0	9	1	10	119	12 39.8
19)	Wing, NY-G	41	1955	63	47.7	5	0	7	7	16	224	10 39.8
20)	Locke, Min.	43	1856	71	43.2	3	0	11	0	11	89	21 39.7
21)	*Kaser, S.D.	32	1417	62	44.3	3	0	3	3	16	88	10 39.7
22)	Lechler, Hou.	38	1840	62	48.4	1	0	1	4	26	314	15 39.6
23)	Koch, Bal.	46	2159	68	46.9	2	0	4	10	23	298	17 39.6
24)	Ryan, Sea.	40	1799	62	45.0	3	1	5	2	17	124	14 39.4
25)	Schmidt, Buf.	41	1745	58	42.6	2	0	4	12	19	98	14 39.2
26)	C. Jones, Dal.	24	1117	63	46.5	3	0	1	3	11	126	9 38.8
27)	Huber, Cin.	37	1676	61	45.3	4	0	4	3	19	165	11 38.7
28)	Kern, Ten.	41	1866	71	45.5	2	0	5	1	21	277	18 37.8
29)	*Edwards, NY-J	40	1719	57	43.0	2	0	6	5	19	170	13 37.7
30)	O'Donnell, Chi.	37	1602	53	43.3	2	0	2	2	12	176	14 37.5
31)	Way, Was.	23	1017	61	44.2	4	0	3	3	11	81	9 37.2
32)	Quigley, Ariz	30	1239	55	41.3	2	1	5	1	6	47	13 37.2

WEEK 9 / THROUGH MONDAY, NOVEMBER 7, 2016

NFL / PUNT RETURN LEADERS

Rank	Player, Team	Ret	FC	Yards	Avg	Long	TD
1)	Crowder, Was.	12	6	230	19.2	85t	1
2)	*Hill, K.C.	18	5	300	16.7	50	0
3)	Sproles, Phi.	14	7	197	14.1	66	0
4)	Sherels, Min.	14	8	192	13.7	79t	2
5)	Weems, Atl.	14	11	167	11.9	73	0
6)	Royal, Chi.	13	8	153	11.8	65t	1
7)	*Grant, Mia.	12	1	132	11.0	74t	1
8)	Lockett, Sea.	16	13	173	10.8	62	0
9)	Norwood, Den.	16	9	168	10.5	17	0
10)	*Richard, Oak.	21	2	216	10.3	47	0
11)	Tate, Buf.	13	7	132	10.2	31	0
12)	Humphries, T.B.	14	13	133	9.5	25	0
13)	Austin, L.A.	20	10	184	9.2	47	0
14)	Kerley, S.F.	11	17	92	8.4	26	0
15)	*Ervin, Hou.	19	17	157	8.3	18	0
16)	Whitehead, Dal.	13	3	98	7.5	15	0
17)	Greene, Jac.	15	2	106	7.1	42	0
18)	Harris, NY-G	12	6	80	6.7	17	0
19)	Mariani, Ten.	19	9	126	6.6	17	0
20)	Jo. Brown, Ariz	11	10	70	6.4	19	0
21)	Hester, Bal.	15	10	89	5.9	20	0
22)	Ginn, Car.	16	13	94	5.9	16	0
23)	*Erickson, Cin.	11	11	64	5.8	15	0

NFL / KICKOFF RETURN LEADERS

Rank	Player, Team	Ret	Yards	Avg	Long	TD
1)	Hester, Bal.	10	287	28.7	60	0
2)	Patterson, Min.	12	332	27.7	61	0
3)	Lockett, Sea.	11	294	26.7	43	0
4)	Harris, NY-G	11	288	26.2	44	0
5)	*Grant, Mia.	10	252	25.2	45	0
6)	Lee, Jac.	10	251	25.1	45	0
7)	*J. Marshall, NY-J	12	292	24.3	65	0
8)	Cunningham, L.A.	10	240	24.0	44	0
9)	*Hill, K.C.	10	235	23.5	33	0
10)	Mariani, Ten.	14	327	23.4	37	0
11)	Weems, Atl.	12	277	23.1	42	0
12)	Tate, Buf.	12	276	23.0	45	0
13)	*Ervin, Hou.	11	240	21.8	33	0
14)	Roberts, Det.	20	432	21.6	42	0
15)	C. Grant, Jac.	12	256	21.3	32	0
16)	Ginn, Car.	16	335	20.9	59	0
17)	Thompson, Chi.	15	304	20.3	32	0
18)	Cadet, N.O.	10	144	14.4	25	0

WEEK 9 / THROUGH MONDAY, NOVEMBER 7, 2016

NFL / LEADERS IN INTERCEPTIONS

Rank	Player, Team	Int	Yards	Avg	Long	TD
1t)	Hayward, S.D.	5	99	19.8	31	1
1t)	Peters, K.C.	5	47	9.4	28	0
3t)	Cooper, Ariz	3	95	31.7	60t	1
3t)	Talib, Den.	3	86	28.7	46t	1
3t)	Collins, NY-G	3	69	23.0	44t	1
3t)	Nelson, Oak.	3	59	19.7	40	0
3t)	Sherman, Sea.	3	37	12.3	31	0
3t)	Mosley, Bal.	3	12	4.0	12	0
3t)	McLeod, Phi.	3	5	1.7	5	0
10t)	*D. Jones, Atl.	2	132	66.0	90t	1
10t)	Gilmore, Buf.	2	48	24.0	34	0
10t)	Sorensen, K.C.	2	48	24.0	48t	1
10t)	Robey-Coleman, Buf.	2	44	22.0	41t	1
10t)	Alford, Atl.	2	34	17.0	30t	1
10t)	Collins, N.E.-Cle.	2	31	15.5	18	0
10t)	Rhodes, Min.	2	29	14.5	29	0
10t)	Porter, Chi.	2	28	14.0	25	0
10t)	S. Smith, Oak.	2	27	13.5	27	0
10t)	Jenkins, NY-G	2	26	13.0	23	0
10t)	Taylor, Cle.	2	26	13.0	29	0
10t)	Gilchrist, NY-J	2	25	12.5	25	0
10t)	Peterson, Ariz	2	25	12.5	25	0
10t)	*Young, Bal.	2	22	11.0	16	0
10t)	Clinton-Dix, G.B.	2	20	10.0	20	0
10t)	Butler, Ind.	2	19	9.5	19	0
10t)	Sendejo, Min.	2	18	9.0	16	0
10t)	Abdul-Quddus, Mia.	2	16	8.0	9	0
10t)	Church, Dal.	2	14	7.0	14	0
10t)	M. Williams, NY-J	2	14	7.0	14	0
10t)	Swearinger, Ariz	2	12	6.0	12	0
10t)	Haden, Cle.	2	9	4.5	9	0
10t)	Barron, L.A.	2	8	4.0	7	0
10t)	McCourty, Ten.	2	7	3.5	6	0
10t)	Thomas, Sea.	2	5	2.5	5	0
10t)	Davis, Car.	2	4	2.0	4	0
10t)	Waynes, Min.	2	4	2.0	4	0
10t)	Cox, Ten.	2	3	1.5	3	0
10t)	Hicks, Phi.	2	3	1.5	3	0
10t)	Amerson, Oak.	2	0	0.0	0	0
10t)	Rodgers-Cromarti, NY-G	2	0	0.0	0	0

WEEK 9 / THROUGH MONDAY, NOVEMBER 7, 2016NFL / LEADERS IN SACKS

Rank	Player, Team	Sacks
1)	Alexander, Buf. (LB)	10.0
2)	Miller, Den. (LB)	9.5
3t)	Avril, Sea. (DE)	9.0
3t)	Ford, K.C. (LB)	9.0
5)	Beasley, Atl. (LB)	7.5
6t)	Hyder, Det. (DE)	7.0
6t)	Kerrigan, Was. (LB)	7.0
6t)	Mack, Oak. (DE)	7.0
6t)	Orakpo, Ten. (LB)	7.0
6t)	Walden, Ind. (LB)	7.0
11)	Clark, Sea. (DE)	6.5
12t)	M. Golden, Ariz (LB)	6.0
12t)	Griffen, Min. (DE)	6.0
12t)	Murphy, Was. (DE)	6.0
12t)	Perry, G.B. (LB)	6.0
12t)	L. Williams, NY-J (DT)	6.0
12t)	Young, Chi. (LB)	6.0
18)	Morgan, Ten. (LB)	5.5
19t)	Donald, L.A. (DT)	5.0
19t)	Dunlap, Cin. (DE)	5.0
19t)	Hughes, Buf. (LB)	5.0
19t)	Ingram, S.D. (LB)	5.0
19t)	Jones, Ariz (LB)	5.0
19t)	Suggs, Bal. (LB)	5.0
19t)	Wake, Mia. (DE)	5.0
26t)	Clayborn, Atl. (DE)	4.5
26t)	Mercilus, Hou. (LB)	4.5
26t)	Suh, Mia. (DT)	4.5
26t)	Wolfe, Den. (DE)	4.5
30t)	*Bosa, S.D. (DE)	4.0
30t)	Cox, Phi. (DT)	4.0
30t)	Graham, Phi. (DE)	4.0
30t)	Hicks, Chi. (DE)	4.0
30t)	Hunter, Min. (DE)	4.0
30t)	Jernigan, Bal. (DE)	4.0
30t)	Lotulelei, Car. (DT)	4.0
30t)	McCoy, T.B. (DT)	4.0
30t)	*Ngakoue, Jac. (DE)	4.0
30t)	Ray, Den. (LB)	4.0
30t)	Robison, Min. (DE)	4.0
41t)	Addison, Car. (DE)	3.5
41t)	Atkins, Cin. (DT)	3.5
41t)	T. Crawford, Dal. (DE)	3.5
41t)	Fairley, N.O. (DT)	3.5
41t)	*Floyd, Chi. (LB)	3.5
41t)	Peppers, G.B. (LB)	3.5
41t)	Sheard, N.E. (DE)	3.5
41t)	Taylor, Det. (DE)	3.5
41t)	K. Williams, Buf. (DE)	3.5
50t)	Barwin, Phi. (DE)	3.0
50t)	Bennett, Sea. (DE)	3.0
50t)	Branch, Mia. (DE)	3.0
50t)	*Brown, S.D. (LB)	3.0
50t)	Z. Brown, Buf. (LB)	3.0
50t)	Bryant, Cle.-Det. (LB)	3.0
50t)	Casey, Ten. (DE)	3.0
50t)	Clarke, Cin. (DE)	3.0
50t)	Clowney, Hou. (DE)	3.0
50t)	Collins, NY-G (DB)	3.0
50t)	Freeney, Atl. (DE)	3.0
50t)	Heyward, Pit. (DE)	3.0
50t)	Jarrett, Atl. (DT)	3.0
50t)	Jordan, N.O. (DE)	3.0
50t)	Joseph, Min. (DT)	3.0
50t)	*Judon, Bal. (LB)	3.0
50t)	Matthews, G.B. (LB)	3.0
50t)	McKinney, Hou. (LB)	3.0
50t)	*Ogbah, Cle. (LB)	3.0
50t)	*N. Spence, T.B. (DE)	3.0
50t)	Wright, Sea. (LB)	3.0

WEEK 9 / THROUGH MONDAY, NOVEMBER 7, 2016

NFL / FUMBLE RECOVERIES

Rank	Player, Team	TotRec	OffRec	DefRec
1)	*Wentz, Phi.	5	5	0
2t)	Cousins, Was.	4	4	0
2t)	Palmer, Ariz	4	4	0
4t)	Fitzpatrick, NY-J	3	3	0
4t)	Keenum, L.A.	3	3	0
4t)	Luck, Ind.	3	3	0
4t)	Roethlisberger, Pit.	3	3	0
4t)	Sproles, Phi.	3	3	0
4t)	Taylor, Buf.	3	3	0
4t)	Watford, Ariz	3	3	0
4t)	Winston, T.B.	3	3	0
12t)	Alonso, Mia.	2	0	2
12t)	Bell, Pit.	2	2	0
12t)	*Booker, Den.	2	2	0
12t)	P. Brown, Buf.	2	0	2
12t)	T. Crawford, Dal.	2	0	2
12t)	Cutler, Chi.	2	2	0
12t)	Dalton, Cin.	2	2	0
12t)	*Garnett, S.F.	2	2	0
12t)	Glowinski, Sea.	2	2	0
12t)	Thompson, Car.	2	0	2
12t)	Hester, Bal.	2	2	0
12t)	Hoyer, Chi.	2	2	0
12t)	Humphries, T.B.	2	2	0
12t)	Ivory, Jac.	2	2	0
12t)	D. Jackson, Ind.	2	0	2
12t)	Jefferson, Ariz	2	0	2
12t)	Jones, Ariz	2	0	2
12t)	*C. Jones, N.E.	2	2	0
12t)	Jones, Was.	2	2	0
12t)	Keo, Den.	2	0	2
12t)	*Kessler, Cle.	2	2	0
12t)	*Louis, Cle.	2	2	0
12t)	L. Miller, Hou.	2	2	0
12t)	Nelson, Oak.	2	0	2
12t)	Orr, Bal.	2	0	2
12t)	Osweller, Hou.	2	2	0
12t)	Peters, K.C.	2	0	2
12t)	*Prescott, Dal.	2	2	0
12t)	Rivers, S.D.	2	2	0
12t)	Ryan, Sea.	2	2	0
12t)	Ryan, Atl.	2	2	0
12t)	Sendejo, Min.	2	0	2
12t)	A. Smith, K.C.	2	2	0
12t)	H. Smith, Min.	2	1	1
12t)	Stupar, N.O.	2	0	2
12t)	Thielen, Min.	2	2	0
12t)	*Michael Thomas, N.O.	2	2	0
12t)	Whitehead, Dal.	2	2	0

WEEK 9 / THROUGH MONDAY, NOVEMBER 7, 2016

NFL / OFFENSIVE FUMBLE RECOVERIES

Rank	Player, Team	Ret	Yards	Avg	Long	TD
1)	*Wentz, Phi.	5	0	0.0	0	0
2t)	Cousins, Was.	4	0	0.0	0	0
2t)	Palmer, Ariz	4	0	0.0	0	0
4t)	Fitzpatrick, NY-J	3	0	0.0	0	0
4t)	Keenum, L.A.	3	0	0.0	0	0
4t)	Roethlisberger, Pit.	3	0	0.0	0	0
4t)	Sproles, Phi.	3	0	0.0	0	0
4t)	Watford, Ariz	3	0	0.0	0	0
4t)	Winston, T.B.	3	0	0.0	0	0
4t)	Luck, Ind.	3	-1	-0.3	0	0
4t)	Taylor, Buf.	3	-3	-1.0	0	0
12t)	*Michael Thomas, N.O.	2	10	5.0	10	0
12t)	Bell, Pit.	2	4	2.0	4	0
12t)	*Louis, Cle.	2	1	0.5	1	0
12t)	*Booker, Den.	2	0	0.0	0	0
12t)	Cutler, Chi.	2	0	0.0	0	0
12t)	Dalton, Cin.	2	0	0.0	0	0
12t)	*Garnett, S.F.	2	0	0.0	0	0
12t)	Glowinski, Sea.	2	0	0.0	0	0
12t)	Hester, Bal.	2	0	0.0	0	0
12t)	Hoyer, Chi.	2	0	0.0	0	0
12t)	Humphries, T.B.	2	0	0.0	0	0
12t)	Ivory, Jac.	2	0	0.0	0	0
12t)	*C. Jones, N.E.	2	0	0.0	0	0
12t)	Jones, Was.	2	0	0.0	0	0
12t)	*Kessler, Cle.	2	0	0.0	0	0
12t)	L. Miller, Hou.	2	0	0.0	0	0
12t)	Osweiler, Hou.	2	0	0.0	0	0
12t)	*Prescott, Dal.	2	0	0.0	0	0
12t)	Rivers, S.D.	2	0	0.0	0	0
12t)	Ryan, Sea.	2	0	0.0	0	0
12t)	Ryan, Atl.	2	0	0.0	0	0
12t)	A. Smith, K.C.	2	0	0.0	0	0
12t)	Thielen, Min.	2	0	0.0	0	0
12t)	Whitehead, Dal.	2	0	0.0	0	0

NFL / DEFENSIVE FUMBLE RECOVERIES

Rank	Player, Team	Ret	Yards	Avg	Long	TD
1t)	Peters, K.C.	2	21	10.5	21	0
1t)	Thompson, Car.	2	9	4.5	9t	1
1t)	Sendejo, Min.	2	5	2.5	3	0
1t)	Alonso, Mia.	2	2	1.0	2	0
1t)	P. Brown, Buf.	2	0	0.0	0	0
1t)	T. Crawford, Dal.	2	0	0.0	0	0
1t)	D. Jackson, Ind.	2	0	0.0	0	0
1t)	Jefferson, Ariz	2	0	0.0	0	0
1t)	Jones, Ariz	2	0	0.0	0	0
1t)	Keo, Den.	2	0	0.0	0	0
1t)	Nelson, Oak.	2	0	0.0	0	0
1t)	Orr, Bal.	2	0	0.0	0	0
1t)	Stupar, N.O.	2	0	0.0	0	0

Team/Offense Rank (Within League)

	BAL	BUF	CIN	CLE	DEN	HOU	IND	JAX	KC	MIA	NE	NYJ	NYG	OAK	PIT	SD	TEN	ARI	ATL	CAR	CHI	DAL	DET	GB	LA	MIN	NO	NYG	PHI	SF	SEA	TB	WAS
	27	18	6	20	28	30	13	17	19	21	7	23	5	12	9	8	TYGds/G	10	2	11	15	3	24	16	31	32	1	22	25	29	26	14	4
	30	18	8	14	26	31	19	22	10	5	21	6	13	11	7	7	TYGds/P	24	1	17	9	3	12	23	28	32	4	15	25	29	16	27	2
	28	2	7	20	23	11	22	26	21	6	8	12	4	25	18	3	RYGds/G	13	10	9	24	1	27	19	29	31	16	32	17	5	30	15	14
	28	1	10	3	27	17	20	13	22	2	26	11	4	14	23	5	RshAvG	15	12	18	9	6	24	7	29	32	19	31	21	16	30	25	8
	20	32	4	23	25	30	10	14	21	29	9	26	5	8	7	22	PSYd/G	11	2	15	12	18	16	19	24	27	1	6	28	31	13	17	3
	31	29	6	24	20	32	18	27	17	14	2	32	12	16	7	9	PasAvG	25	1	15	11	3	13	28	19	22	4	10	21	30	8	26	5
	17	8	6	24	15	28	16	27	3	26	1	32	5	21	18	23	%HdInt	20	9	30	10	4	12	12	31	2	11	22	14	29	7	25	19
	9	31	30	29	18	11	32	12	19	28	21	17	1	5	20	6	Sac/PP	27	22	25	8	7	16	10	23	26	3	4	15	24	13	14	2
	28	17	5	25	22	26	10	15	20	30	14	22	9	20	8	13	ID/Gm	7	3	12	19	2	16	5	32	31	1	26	18	24	29	11	4
	32	15	22	19	28	17	11	31	23	25	4	18	21	14	8	3	3D Eff	9	10	12	27	5	7	2	20	16	1	29	30	26	24	12	6
	23	12	5	24	14	8	30	14	14	4	32	9	14	10	23	26	4D Eff	26	7	10	31	1	2	26	21	12	3	19	5	23	14	19	29
	30	15	32	22	14	11	26	25	2	10	19	24	13	18	27	23	PR Avg	31	7	29	8	21	4	5	17	6	9	28	3	20	12	16	1
	2	25	8	30	11	28	4	14	18	3	26	6	23	17	29	20	KR Avg	21	12	22	27	10	16	15	9	7	31	5	1	23	19	32	13
	9	31	21	16	13	5	1	7	17	14	25	30	6	22	23	19	GPntAV	32	10	4	28	12	3	26	15	29	2	8	20	18	27	11	24
	23	25	27	13	7	22	5	6	10	15	12	29	8	10	21	28	NPntAV	32	9	14	30	26	1	16	3	20	2	19	18	17	24	4	31
	26	8	21	29	13	30	7	28	15	20	6	27	5	16	3	12	Pts/Gm	19	1	9	31	4	17	11	32	25	2	24	10	21	23	18	14
	1	26	25	30	8	13	1	19	13	19	19	9	27	31	6	15	FG%	27	3	23	19	12	17	10	15	24	4	6	5	10	32	18	18

Opponent/Defense Rank (Within League)

	BAL	BUF	CIN	CLE	DEN	HOU	IND	JAX	KC	MIA	NE	NYJ	NYG	OAK	PIT	SD	TEN	ARI	ATL	CAR	CHI	DAL	DET	GB	LA	MIN	NO	NYG	PHI	SF	SEA	TB	WAS	
	2	13	25	31	4	5	29	11	21	17	15	14	17	15	24	19	16	TYGds/G	1	26	18	12	10	20	7	8	3	30	6	32	9	28	22	
	5	18	25	30	1	10	29	6	19	14	12	20	31	26	15	22	TYGds/P	2	17	21	9	16	24	13	7	3	32	8	11	27	4	28	23	
	2	20	23	31	29	28	22	24	27	30	15	4	21	13	5	10	RYGds/G	16	7	3	14	6	17	1	11	8	19	9	18	32	12	25	26	
	3	14	23	27	22	24	28	12	30	26	16	4	29	18	8	17	RshAvG	9	11	1	10	19	20	2	7	13	21	6	25	32	5	15	31	
	7	13	21	23	1	2	30	5	14	8	18	22	28	24	26	20	PSYd/G	3	31	29	12	15	19	17	9	4	32	25	6	11	10	27	15	
	4	13	10	15	9	30	32	31	1	17	21	19	11	28	5	18	%HdInt	3	22	7	24	27	29	8	25	2	25	12	6	16	14	23	20	
	15	1	18	27	3	11	24	22	20	10	28	25	29	31	26	12	PasAvG	3	18	27	10	13	24	22	8	2	31	11	5	20	7	29	17	
	1	24	22	29	7	3	31	11	10	11	18	16	20	20	9	20	ID/Gm	2	31	8	18	11	25	6	17	4	27	22	5	28	15	26	30	
	2	13	20	32	11	4	24	25	27	1	19	18	3	6	16	15	3D Eff	5	28	17	8	22	31	9	23	12	14	21	10	30	26	7	29	
	28	5	4	25	10	1	16	22	7	16	6	3	7	13	24	16	4D Eff	13	26	27	32	16	16	29	31	2	11	16	12	7	13	30	22	
	28	1	15	13	8	26	21	19	3	18	6	17	27	16	4	29	PR Avg	20	23	31	32	24	6	14	2	12	11	30	25	22	9	5	10	
	10	14	23	24	1	20	15	8	30	6	4	26	16	17	18	28	KR Avg	5	9	3	22	21	13	31	12	29	25	11	2	7	19	27	32	
	9	3	18	17	32	15	28	23	13	1	6	5	19	4	16	24	GPntAV	12	30	25	31	8	10	11	20	22	27	21	26	14	2	7	29	
	19	4	24	20	30	13	32	29	3	2	7	21	8	6	23	18	NPntAV	25	28	31	27	10	5	17	16	11	12	26	14	22	1	15	9	
	9	15	19	31	7	11	27	25	8	16	2	24	21	13	26	22	Pts/Gm	4	28	23	14	4	17	18	11	1	30	10	6	32	3	29	19	
	1	31	8	3	19	28	18	32	3	10	2	27	16	15	9	17	FG%	19	24	5	26	19	7	28	10	19	28	25	13	14	6	12	19	2

EAGLES CARE COMMUNITY MONDAY



PREPARING MEALS AT MANNA WITH MILITARY PERSONNEL MONDAY, NOVEMBER 7, 2016

Location: MANNA Headquarters (Philadelphia)

Eagles Participation: WR Jordan Matthews

Throughout the greater Philadelphia and southern New Jersey regions, many of our community residents are faced with life-threatening illnesses that inhibit them from getting the strong, nutritional value they require from their diets. While some are in need of nourishing meals, others seek access to and nutritional advice from a dietitian to help them get on track.

To ensure that folks are enjoying a high quality of life through healthy and nutritional food sources, Jordan Matthews and a military vet put their culinary skills to the test on Monday as they teamed up to prepare wholesome meals for those in need.

Prepared in the kitchen at the Metropolitan Area Neighborhood Nutrition Alliance (MANNA), the meals will benefit clients that MANNA serves in Philadelphia and South Jersey. The cooking session also coincided with the NFL's Salute to Service campaign, which has raised nearly \$10 million for the military community since 2011.

As one of five Eagles Care partners in 2016, MANNA works closely with the Eagles in an effort to jointly increase their positive impact on the community. Please visit www.mannapa.org for more information.



Jordan Matthews



During the NFL season, Monday is typically reserved as a day off for the team. Many Eagles players, however, use this opportunity to enhance the quality of life for residents in the Delaware Valley through the **Eagles Care Community Monday** initiative.

EAGLES IN THE COMMUNITY



As proud Philadelphians who take their responsibility to the community seriously, the Eagles believe there is no offseason to good citizenship. Between the team's year-round community efforts and Eagles Charitable Foundation, the Eagles work with a number of organizations in the Philadelphia region to strengthen and support a high quality of life for generations of fans because they believe that strong non-profits build strong communities.

The Eagles host a variety of events and campaigns that aim to inspire, motivate and educate. As a professional football team, the Eagles have a unique platform to reach the community and have long-lasting effects.

The team takes great pride in serving the fans, local non-profits and the region at large, because to the Eagles, making the Delaware Valley proud is just as important off the field as it is on it.



Jordan Matthews



Connor Barwin

SOARING TO NEW HEIGHTS IN THE DELAWARE VALLEY

Huddle Up for Autism



Vinny Curry

This family-fun day at Lincoln Financial Field sets out to educate, raise awareness and fundraise for CHOP's Center for Autism Research, all while creating a carnival-like atmosphere for families living with autism.

Eagles Care



Season-long strategic partnerships are cultivated each year with five local non-profits as a way to strengthen their core work, while jointly increasing the positive impact that both the Eagles and each partner has on the community.

Playground Build



Brent Celek

The entire Eagles organization teams up with a local elementary school and helps revitalize its playground. What was once a barren school yard transforms into a beautiful new space for play and recreation through this initiative.

Community Mondays



Donnie Jones

Eagles players use their day off during the season to positively impact the region by visiting local children's hospitals, elementary schools, retirement and environmental centers, food pantries and more.

NFL Play 60



Jon Dorenbos

The Eagles support the NFL's Play 60 program by encouraging healthy eating, fitness and 60 minutes of physical activity a day. In partnership with the American Heart Association, the Eagles aim to keep kids happy and healthy.

Tackling Breast Cancer (TBC)



Through awareness and fundraising efforts over the years, the team's TBC initiative has raised more than \$1.4 million for breast cancer research. All proceeds support the Sidney Kimmel Cancer Center at Jefferson University.

Youth Football



Bennie Logan


Serves as a presence to all youth football constituencies, promotes sportsmanship and participation, stems the tide of youth football players abandoning the game and grows the team's connection to the community.

Chess Tournament



Due to the critical and strategic thinking skills that the game of chess develops, the Eagles and After-School Activities Partnership collaborate annually on a day-long chess tournament for children at Lincoln Financial Field.

Sacking the Hunger Epidemic




With one in four Philadelphians suffering from food insecurity, the Eagles' healthy online food drive and Kick Hunger Campaign set out to create a world where every family and child has the proper food sources at their disposal.

EAGLES CHARITABLE FOUNDATION



Bennie Logan



Jordan Hicks



EAGLES CHARITABLE FOUNDATION

Founded in 1995, Eagles Charitable Foundation (ECF) is a 501(c)(3) public charity that serves thousands of low-income children in the Greater Philadelphia region every year with a focus on improving their health and overall quality of life.

Formally known as Eagles Youth Partnership, ECF leverages the star power of the Philadelphia Eagles and uses its unique platform to focus on two specific areas of need in the community:

- Access to vision care for children who need it most
- Investing in autism research and services

In order to accomplish the great work that ECF is achieving each and every day, public and individual donors are called upon to lend a helping hand. The Eagles, corporations, foundations and kindhearted individuals have all played a vital role in supporting the more than one million children in the tri-state region that ECF has assisted since its inception.

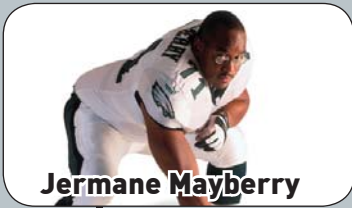
ECF will continue to maximize every possible resource in its power so that children in the Delaware Valley have the ability to reach their full potential.



Brandon Graham



EAGLES EYE MOBILE



Jermane Mayberry

Travels to a different school each day to make free comprehensive vision care accessible to under-insured and uninsured children in the region.

Co-founder & Pro Bowl guard



72,800+
Number of children provided with vision care

54,100+
Number of eyeglasses provided

FAN EXPERIENCES



Whether it is in-season or out, the Eagles are always searching for unique ways to create lifelong memories and once-in-a-lifetime experiences for generations of Eagles fans.


The organization works diligently to engage with people of all ages. From adults to the youngest fan, the Eagles offer exclusive events and opportunities on a year-round basis that set out to leave a lasting smile on the face of every single person.

Annual events like Junior Pro Day, Junior Cheer Clinic, Football Festival for Women, Training Camp open practices and the Draft Party, among others, have allowed fans to connect with their favorite team, players and franchise legends like never before. Many of these programs have even developed into family traditions for some, bringing together loved ones from all over the country.

The Eagles will continue to use its unique platform as a professional sports team in a way that caters to every fan in the City of Philadelphia and beyond.







GO GREEN! PROGRAM



The Eagles believe the path to sustainability is a journey, not a destination, which is why they developed their Go Green! program in 2003 with the opening of Lincoln Financial Field. What started with a blue recycling bin under each employee's desk has grown into a company-wide sustainability initiative that aims to reduce the organization's overall impact on the environment in a financially-responsible manner.

With the help of partners and fans, the Eagles have been able to develop a multi-year curriculum and action plan that incorporates green energy production, recycling, composting, energy efficiency and reforestation, among other ventures. The Eagles, who wear the color "green" with pride, view it as their responsibility to be leaders both on and off the football field.

SOLAR & WIND ENERGY		GO GREEN! PARTNERS
<p>In March 2012, the Eagles and NRG announced a sustainable energy partnership, which made the organization's vision of clean power at Lincoln Financial Field a reality. When the project became fully operational in February 2013, it allowed the Eagles' home in Philadelphia to be among the greenest major sports facilities in the world.</p> <p><u>SOLAR & WIND STATISTICS</u></p> <ul style="list-style-type: none"> • Largest solar power system in the NFL • Produces around four megawatts of energy annually • Four megawatts equates to roughly 30% of the team's annual energy usage and is about six times the amount of power needed for all of the team's 10 home games each season • Through the purchase of renewable energy credits, 100% of the team's operations are powered by the sun and wind 	<p><u>WIND TURBINE FACTS</u></p> <ul style="list-style-type: none"> • 14 total • Height: 15 feet • Width: 9.8 feet • Weight: 1,016 pounds <p><u>SOLAR PANEL FACTS</u></p> <ul style="list-style-type: none"> • 11,108 total • 274,848 total square feet • North Parking Lot: 8,096 panels • Roof: 1,452 panels • Solar Wing: 1,380 panels • 11th Street Pavilion: 180 panels 	   

SUSTAINABILITY & ENVIRONMENTAL EFFORTS
<ul style="list-style-type: none"> • Lincoln Financial Field's annual electricity usage has been cut by more than 50% since 2003 • Through the team's energy-from-waste program, the Eagles are able to divert more than 99% of their waste from landfills • The removal of all waste and recycling products is managed by Waste Masters Solutions, a leading environmental provider • Cooking oils are converted into bio-diesel fuel which powers the team's field maintenance vehicles • With the help of The Conservation Fund, the Eagles offset 100% of all team travel through the "Go Zero" program • Cups and flatware are created from bio-plastics which biodegrade in just 45 days • The team supports reforestation projects by planting trees in various cities, including the "Eagles Forest" in Bensalem, PA • To conserve energy, lower-wattage light bulbs and automatic sensors/timers have been installed in team buildings • Corporate offices are stocked with paper made from 100% chlorine-free post-consumer fibers

LINCOLN FINANCIAL FIELD



Home to the Philadelphia Eagles, Lincoln Financial Field is a prime destination for world-class entertainment, providing the highest-quality sports and entertainment experience for fans in a safe, clean and friendly environment.

In addition to 10 Eagles home games each season, Lincoln Financial Field continues to showcase high-profile sporting events and unique experiences year-round.


Since opening in August 2003, Lincoln Financial Field has hosted 25 sold-out concerts, has welcomed some of the world's most distinguished soccer clubs and serves as the home to Temple University football and the historic Army-Navy game. Additionally, the stadium has hosted multiple NCAA Lacrosse Championships, as well as Monster Jam and many other marquee events.

A state-of-the-art facility located in the heart of Philadelphia, Lincoln Financial Field will continue to provide an electrifying atmosphere for the public in its effort to become one of the world's most admired stadiums for sports and entertainment.

BY THE NUMBERS

Broke Ground	May 7, 2001
Opened	August 3, 2003
Revitalized	Feb. '12 - Aug. '14
Capacity	69,596
Executive Suites	172
Concessions	62
HD Televisions	1,185
Wi-Fi Connections	45,000
North End Zone HD Video Board	5,184 square feet
South End Zone HD Video Board	4,320 square feet
Concerts	25
Soccer Matches	18
Home Record (Regular Season + Playoffs)	62-49 (.559)
Twitter	@LFFStadium

STAYING AHEAD OF THE GAME



The Eagles are always striving for new ways to dramatically enhance the gameday experience for its fans. In August 2014, the organization completed a \$125 million revitalization project to ensure that guests of Lincoln Financial Field are enjoying their in-stadium experience through enhanced convenience, comfort and connectivity.

NEW ELEMENTS INTRODUCED TO LINCOLN FINANCIAL FIELD

- Two HD video boards (9,504 total square feet)
- LED ribbon-board installation for 360° of video and animation
- 1,626 added seats in lower, middle and upper level bowls
- Two bridges for easier access around stadium
- 1,185 HD TVs installed in clubs, suites and on concourse
- Integrated Wi-Fi system
- Touchdown Club and suite level enhancements
- Upgraded team imagery around stadium

LINCOLN FINANCIAL FIELD



HOME TO THE PHILADELPHIA EAGLES




WORLD TOURS & CONCERTS

- August 6, 2016: Coldplay
- July 14, 2016: Guns N' Roses
- June 25, 2016: Kenny Chesney
- June 5, 2016: Beyoncé
- September 1, 2015: One Direction
- August 30, 2015: Kevin Hart
- July 11, 2015: Kenny Chesney
- June 13, 2015: Taylor Swift
- June 12, 2015: Taylor Swift
- August 15, 2014: Luke Bryan
- August 14, 2014: One Direction
- August 13, 2014: One Direction
- July 20, 2013: Taylor Swift
- July 19, 2013: Taylor Swift
- June 8, 2013: Kenny Chesney
- June 16, 2012: Kenny Chesney
- August 6, 2011: Taylor Swift
- July 14, 2011: U2
- June 18, 2011: Kenny Chesney
- June 27, 2009: Kenny Chesney
- July 19, 2008: Kenny Chesney
- June 23, 2007: Kenny Chesney
- August 11, 2003: Bruce Springsteen
- August 9, 2003: Bruce Springsteen
- August 8, 2003: Bruce Springsteen



Taylor Swift



Kenny Chesney



Beyoncé

THE ARMY-NAVY GAME



ARMY-NAVY HISTORY (LFF)

- December 12, 2015: Navy, 21-17
- December 14, 2013: Navy, 34-7
- December 8, 2012: Navy, 17-13
- December 11, 2010: Navy, 31-17
- December 12, 2009: Navy, 17-3
- December 6, 2008: Navy, 34-0
- December 2, 2006: Navy, 26-14
- December 3, 2005: Navy, 42-23
- December 4, 2004: Navy, 42-13
- December 6, 2003: Navy, 34-6



LINCOLN FINANCIAL FIELD



NATIONAL & INTERNATIONAL SOCCER MATCHES



- June 14, 2016: Chile vs. Panama (Copa America)
- June 11, 2016: USA vs. Paraguay (Copa America)
- June 9, 2016: Uruguay vs. Venezuela (Copa America)
- July 26, 2015: CONCACAF Gold Cup Final
Mexico vs. Jamaica
- August 2, 2014: A.S. Roma vs. Inter Milan
- August 11, 2012: Real Madrid vs. Celtic
- August 10, 2011: USA vs. Mexico (men)
- July 23, 2011: Philadelphia Union vs. Real Madrid
- May 29, 2010: USA vs. Turkey (men)
- May 15, 2010: Philadelphia Union vs. FC Dallas
- April 10, 2010: Philadelphia Union vs. DC United
- September 13, 2008: USA vs. Ireland (women)
- November 6, 2004: USA vs. Denmark (women)
- August 2, 2004: A.C. Milan vs. Chelsea
- July 28, 2004: Manchester United vs. Glasgow Celtic
- September 25, 2003: Women's World Cup
- September 20, 2003: Women's World Cup
- August 3, 2003: Manchester United vs. FC Barcelona



STADIUM ENTERTAINMENT & FAN ENGAGEMENT



PAVING THE ROAD TO VICTORY!

In May 2016, the "Eagles FanWalk" was constructed outside of the Northeast entrance gate at Lincoln Financial Field. This honorary walkway, which showcases the passion that fans have for the Eagles and their families, features more than 3,800 personally engraved pavers that line the way for guests entering the stadium. The "Eagles FanWalk" ensures that each member engraved across the pathway will have a special place in Eagles history.



Darien Street Mural

