



**REGULAR SEASON WEEK TEN
MINNESOTA VIKINGS AT WASHINGTON REDSKINS
FEDEX FIELD • 11/13/16**





NEWS RELEASE

9520 VIKING DRIVE, EDEN PRAIRIE, MN 55344 • VIKINGS.COM

WEEK 10 - MINNESOTA VIKINGS AT WASHINGTON REDSKINS SUNDAY, NOVEMBER 13, 2016 - FEDEX FIELD - NOON CT - FOX

2016 VIKINGS SCHEDULE

PRESEASON (4-0)

Date	Opponent	Time (CT)	TV/Result
8/12 (Fri.)	at Cincinnati	6:30 p.m.	W, 17-16
8/18 (Thurs.)	at Seattle	9:00 p.m.	W, 18-11
8/28 (Sun.)	SAN DIEGO	Noon	W, 23-10
9/1 (Thurs.)	LOS ANGELES	7:00 p.m.	W, 27-25

REGULAR SEASON (5-3)

Wk/Date	Opponent	Time (CT)	TV/Result
1) 9/11 (Sun)	at Tennessee	Noon	W, 25-16
2) 9/18 (Sun)	GREEN BAY	7:30 p.m.	W, 17-14
3) 9/25 (Sun)	at Carolina	Noon	W, 22-10
4) 10/3 (Mon)	NEW YORK GIANTS	7:30 p.m.	W, 24-10
5) 10/9 (Sun)	HOUSTON	Noon	W, 31-13
6) 10/16 (Sun)	BYE WEEK		
7) 10/23 (Sun)	at Philadelphia	Noon	L, 10-21
8) 10/31 (Mon)	at Chicago	7:30 p.m.	L, 10-20
9) 11/6 (Sun)	DETROIT	Noon	L, 16-22 (OT)
10) 11/13 (Sun)	at Washington	Noon	FOX
11) 11/20 (Sun)	ARIZONA	Noon	FOX
12) 11/24 (Thurs)	at Detroit	11:30 a.m.	CBS
13) 12/1 (Thurs)	DALLAS	7:25 p.m.	NBC/NFLN
14) 12/11 (Sun)	at Jacksonville	Noon*	FOX
15) 12/18 (Sun)	INDIANAPOLIS	Noon*	CBS
16) 12/24 (Sat)	at Green Bay	Noon*	FOX
17) 1/1/17 (Sun)	CHICAGO	Noon*	FOX

*Subject to flex scheduling
All preseason and regular season games will be radio broadcast on KFAN/KTLK (FM 100.3) / (AM 1130)

WEEKLY MEDIA SCHEDULE

Tuesday, November 8

No Access

Wednesday, November 9

11:00 a.m. – Zimmer/Bradford Press Conferences & Open Locker Room

1:00 p.m. – Practice (Filming available at beginning)

Thursday, November 10

11:00 a.m. – Practice (Filming available at beginning)

12:30 p.m. – Coordinators available & Open Locker Room

Friday, November 11

11:00 a.m. – Practice (Filming available at beginning)

12:30 p.m. – Zimmer Press Conference & Open Locker Room

Saturday, November 12

No Access

Sunday, November 13

Noon CT – Minnesota Vikings at Washington Redskins on FOX
*Practice open to media at the beginning

Reminder - No tweeting or live streaming from practice field during open portion of practice

STAT OF THE WEEK

Vikings WR **Stefon Diggs** is averaging 6.86 catches per game in 2016, the 3rd-best mark in team history through the 1st 9 weeks of a season.

Through Week 9 in Vikings history

Player, Season	GP	Rec	Yds/Rec	Rec/Gm
1) Cris Carter, 1994	8	60	9.8	7.50
2) Percy Harvin, 2012	9	62	10.9	6.89
3) Stefon Diggs, 2016	7	48	11.4	6.86
4) Randy Moss, 2002	8	53	10.6	6.63

GAME SUMMARY



The Minnesota Vikings (5-3) hit the road for a matchup against the Washington Redskins (4-3-1) in Week 10. Minnesota is searching for its 1st win since Week 5 and the 1st road win since Week 3. Washington, who is coming off a bye week, last tied with Cincinnati, 27-27, in London in Week 8. Minnesota is powered by the NFL's 2nd-ranked defense in points allowed, giving up 15.8 points per game, and an offensive unit that has committed a turnover in only 1 of the 8 games this season, helping the team tie for 2nd in the NFL with a +12 turnover margin.

The Vikings defense, which ranks 3rd in the NFL allowing 298.9 yards per game, has 17 takeaways (10 INTs, 7 FRs), 3rd most in the NFL. The Vikings defense has held opponents to a 70.5 passer rating, the 3rd-best mark in the league. DE **Everson Griffen**, who has posted back-to-back double digit sack seasons entering 2016, is 3rd in the NFC among DEs with 6.0 sacks on the season. LB **Chad Greenway** grabbed his 11th career INT vs. Detroit (11/6), tying him for 5th all-time among Vikings LBs.

WR **Stefon Diggs**, who ranks 7th in the NFL with 6.9 receptions per game, grabbed a career-high 13 passes for 80 yards vs. Detroit. QB **Sam Bradford**, who has started 7 games since being acquired via trade from Philadelphia on Sept. 3, is 7th in the NFL with a 99.0 passer rating. Bradford has thrown 9 TDs and 1 INT on 166-of-243 passing (68.3%, 4th in NFL).

BROADCAST COVERAGE

NATIONAL TELEVISION: FOX

Play-by-Play: Dick Stockton

Analyst: Chris Spielman

Sideline: Kristina Pink



NATIONAL RADIO: WESTWOOD ONE SPORTS

Play-by-Play: Tom McCarthy

Analyst: Ross Tucker

Pre-game/Halftime Show Host: Scott Graham



LOCAL RADIO: KFAN-FM 100.3/KTLK-AM 1130

Play-by-Play: Paul Allen

Analyst: Pete Bercich

Sideline Reporter: Greg Coleman and Ben Leber

Pre-Game Show: Mike Mussman – 10 a.m. CT

KFAN and KTLK serve as the flagship stations for the 72-station, 5-state Vikings Radio Network.



NORSEMAN NOTABLES

- With 32 catches for 323 yards and 4 TDs through 8 games, TE **Kyle Rudolph** moved into 2nd for receptions in team history by a TE with 214. Rudolph, who caught his 26th career TD in Week 9, is just 2 TDs shy of matching Steve Jordan's Vikings team record for TDs by a TE with 28.
- In just 7 starts in 2016, QB **Sam Bradford** has 4 games with a passer rating over 100, tying a career high. Bradford had 4 such games in 2012 with St. Louis and 2015 with Philadelphia. Bradford's 4 games with a 100+ passer rating trails only Drew Brees (5) this season.
- Minnesota's 5 giveaways through Week 9 is the lowest total in team history and have the best TO differential (+12) since going +13 through Week 9 in 2003.
- The Vikings defense allows a league-best 4.3 yards per play on 1st downs in 2016.
- CB **Marcus Sherels** leads the NFL with 2 PR TDs in 2016 and is 4th with a 13.7 PR avg. Sherels is the only Viking in team history to return 2 punts for a TD in a single season.
- On passing attempts over 20 yards, the Vikings defense has held opponents to 8-of-32 passing, 228 yards, 0 TDs and recorded 4 INTs for an NFL-low passer rating of 17.2.
- WR **Stefon Diggs'** 13 receptions vs. Detroit (11/6) is 3rd in Vikings history in a single game behind WR Cris Carter's 14 receptions at Arizona (10/2/94) and RB Rickey Young's 15 receptions at New England (12/16/79).
- WR **Cordarrelle Patterson** has caught at least 3 passes in the Vikings last 5 games, the longest such streak of his career.
- The Vikings have thrown 1 INT on 276 passing attempts in 2016, trailing only the Patriots who have thrown 0 INTs on 249 passing attempts.

HEAD COACH MIKE ZIMMER



MIKE ZIMMER



NFL Head Coach: 3rd year
Overall NFL Experience: 23rd Year
Coaching Experience: 38th Year
Overall NFL Record: 23-18 (.561)
Regular Season: 23-17 (.576)
Postseason: 0-1 (.000)
Record with MIN: 23-18 (.561)

Despite being dealt significant injury blows early in the 2016 season, Mike Zimmer is in his 3rd season as Vikings Head Coach in 2016 with a team gaining confidence and a roster full of young talent hungry to build on the foundation that begun in 2014. The team moves into

state-of-the-art U.S. Bank Stadium poised for sustained success.

Zimmer was hired as the 9th head coach in Vikings history on Jan. 15, 2014. A veteran defensive coordinator, Zimmer enters his 23rd season on an NFL sideline in 2016.

In his 2nd season leading the Vikings in 2015, Zimmer piloted the club to an NFC North title and a Wild Card Playoff berth. The team played clean, smart football down the stretch and won 3 in a row to end the regular season, capturing the division crown at Green Bay and taking the title from the 4-time defending NFC North champs. The Vikings 11-5 mark tied for the 2nd-best record since 2000, gave the Vikings their 1st North crown since 2009, and the club gained valuable playoff experience. Minnesota was the least-penalized team in the NFL with 88 and lowest penalized offense in the NFL, with only 30 on the season.

The 2015 Vikings earned their success with a strong running game and stingy defense. Adrian Peterson led the NFL in rushing for the 3rd time in his career en route to 1st-Team All-Pro and Pro Bowl honors. Teddy Bridgewater continued to grow in his role as a playmaker and engineering the offense, improving throughout his 2nd pro season. The defense improved to #13 in total defense, jumping from the #25 rush defense to #17. The Vikings defense ranked 5th in the NFL by allowing only 18.9 points per game. It marked the 4th time in the past 5 seasons a Zimmer defense ranked in the top 5 in NFL points allowed.

The Vikings rookies made strong contributions for the 2nd straight season. The club was led in tackles by rookie LB Eric Kendricks and in receiving by WR Stefan Diggs. Rookie DE Danielle Hunter ranked 2nd on the team in sacks, and the team tied a franchise record by having 6 rookies start in a game, at Arizona.

The 2014 Vikings turned to Bridgewater to start 12 games of his rookie season, and he responded with a 6-6 record, going 3-2 in his final 5 starts, and set virtually every franchise record for a rookie QB. Defensively, the 2014 Vikings improved from #31 in total defense to #14 in the NFL with a new lineup. The Vikings #7 ranking in the NFL in passing defense was the highest finish since the 1993 season when the club was #6. The Vikings had a 113-point improvement in offensive points allowed from 2013 to 2014, the biggest improvement in the NFL in that span.

In his NFL tenure, Zimmer has been a part of 12 playoff teams and teams that have won 8 Division titles. He coached the Cowboys DBs when Dallas won Super Bowl XXX over Pittsburgh after the 1995 season. From 2009-13, Zimmer's Bengals defenses ranked in the NFL's top 10 in total defense 4 times, climbing to #3 in 2013. From 2011-13, the Bengals ranked #2 in the NFL with 139 sacks (46.3 per season) and allowed 18.8 points per game, ranking #4 in the NFL in points allowed. The 2013 Bengals posted 20 INTs, the 5th-best mark in the NFL.

Zimmer's arrival in Cincinnati for the 2008 season signaled a franchise turnaround on

the defensive side of the ball. The Bengals notched top-10 defensive rankings in 2009, '11, '12 and '13 after only cracking the NFL's top 10 once in 18 seasons prior to Zimmer joining the team. During his tenure, Zimmer coached Geno Atkins as he became one of the top DTs in the NFL, earning consensus All-Pro honors in 2012 and Pro Bowl berths in 2011 and 2012. In 2013, LB Vontaze Burfict continued his rise from an undrafted rookie free agent in 2012 to a Pro Bowler in 2013. Atkins became the 1st Bengals defensive lineman since Tim Krumrie in 1988 to earn a Pro Bowl trip, and Burfict was the 1st Bengals LB to be honored since Jim LeClair in 1976. Over the 2012 and 2013 seasons, the Bengals had 4 different players earn AFC Defensive Player of the Week honors - Michael Johnson, Carlos Dunlap, Atkins and Burfict.

Zimmer led top-10 defenses for Dallas in both a 4-3 and 3-4 scheme. The 2003 Cowboys defense ranked #1 in the NFL with only 253.3 yards per game allowed. During Zimmer's tenure in Dallas as DBs coach (1994-99) and defensive coordinator (2000-06) the team ranked in the top 5 of NFL scoring defense a total of 6 times. The 1995 Cowboys hoisted the Lombardi Trophy in Super Bowl XXX with a win over Pittsburgh, and one of Zimmer's pupils, CB Larry Brown, won the Super Bowl MVP award with a pair of INTs in the game. Brown is 1 of only 3 DBs to earn Super Bowl MVP honors in the history of the game.

Before moving to the NFL ranks, Zimmer spent 15 seasons coaching at the collegiate level. He spent his final 5 seasons in the college ranks as defensive coordinator at Washington State from 1989-93. Zimmer was at Weber State from 1981-88, serving as defensive coordinator from '83-88. He entered the profession at Missouri as an assistant from 1979-80.

Zimmer played QB and later LB at Illinois State, earning a degree in physical education. He has 3 children - son, Adam, and daughters, Corri and Marki. Adam is coaching the Vikings LBs after having spent time with Kansas City, New Orleans and Cincinnati as an assistant LBs and DBs coach. The father and son have each both earned Super Bowl titles with Adam's coming after the 2009 season when the Saints won Super Bowl XLIV over Indianapolis. Coaching is a family tradition with the Zimmers as Mike's father, Bill, earned Illinois Hall of Fame honors as a prep football and wrestling coach. Zimmer played football, baseball and wrestled at Lockport Township High School in suburban Chicago. Both Bill and Mike Zimmer have been inducted into the Lockport Hall of Fame, and Bill is also in the Bradley University (Peoria, IL) and Illinois High School Halls of Fame.

Vikki Zimmer, Mike's wife of 27 years, passed away in Cincinnati on Oct. 8, 2009. The Pro Football Writers of America recognized Zimmer overcoming the tragedy and the Bengals #4 ranked defense playing a key role in winning the AFC North title by voting him the winner of the Halas Award for the season, an annual award presented to the individual in the NFL that overcame the most adversity to succeed.

Zimmer's Background

Player

1974-76 Illinois State (QB/LB)

Coach

1979 Missouri (Assistant Coach)
 1981-82 Weber State (Assistant Coach)
 1983-88 Weber State (Defensive Coordinator)
 1989-93 Washington State (Defensive Coordinator)
 1994-1999 Dallas Cowboys (Assistant Coach)
 2000-06 Dallas Cowboys (Defensive Coordinator)
 2007 Atlanta Falcons (Defensive Coordinator)
 2008-13 Cincinnati Bengals (Defensive Coordinator)
 2014- Minnesota Vikings (Head Coach)

ZIMMER'S COACHING BACKGROUND

Year	Team	Position	W-L-T	Result	NFL Ranking	Yds/Off Pts allowed
1979	Missouri	Assistant Coach	7-5	Hall of Fame Bowl (W)		
1980	Missouri	Assistant Coach	8-4	Liberty Bowl (L)		
1981	Weber State	Assistant Coach	7-4			
1982	Weber State	Assistant Coach	4-7			
1983	Weber State	Def. Coordinator	6-5			
1984	Weber State	Def. Coordinator	5-6			
1985	Weber State	Def. Coordinator	6-5			
1986	Weber State	Def. Coordinator	3-8			
1987	Weber State	Def. Coordinator	10-3	FCS Playoffs - 2nd Round		
1988	Weber State	Def. Coordinator	5-6			
1989	Washington State	Def. Coordinator	6-5			
1990	Washington State	Def. Coordinator	3-8			
1991	Washington State	Def. Coordinator	4-7			
1992	Washington State	Def. Coordinator	9-3	Copper Bowl		
1993	Washington State	Def. Coordinator	5-6			
1994	Dallas	DBs	12-4	NFC East Champs, NFC Championship Game		
1995	Dallas	DBs	12-4	NFC East Champs, Super Bowl XXX Champions		
1996	Dallas	DBs	10-6	NFC East Champs, Divisional		
1997	Dallas	DBs	6-10			
1998	Dallas	DBs	10-6	NFC East Champs, Wild Card		
1999	Dallas	DBs	8-8	Wild Card		
2000	Dallas	Def. Coordinator	5-11			19/21
2001	Dallas	Def. Coordinator	5-11			4/19
2002	Dallas	Def. Coordinator	5-11			18/12
2003	Dallas	Def. Coordinator	10-6	NFC East Champs, Wild Card		1/4
2004	Dallas	Def. Coordinator	6-10			16/27
2005	Dallas	Def. Coordinator	9-7			10/11
2006	Dallas	Def. Coordinator	9-7	Wild Card		13/21t
2007	Atlanta	Def. Coordinator	4-12			29/25t
2008	Cincinnati	Def. Coordinator	4-11-1			12/1
2009	Cincinnati	Def. Coordinator	10-6	AFC North Champs, Wild Card		4/8t
2010	Cincinnati	Def. Coordinator	4-12			15/19
2011	Cincinnati	Def. Coordinator	9-7	Wild Card		7/9
2012	Cincinnati	Def. Coordinator	10-6	Wild Card		6/6
2013	Cincinnati	Def. Coordinator	11-5	AFC North Champs, Wild Card		3/4
2014	Minnesota	Head Coach	7-9			14/13
2015	Minnesota	Head Coach	11-5	NFC North Champs, Wild Card		13/9
2016	Minnesota	Head Coach	5-3			3/1



MONDAY, NOVEMBER 7, 2016
Vikings Head Coach Mike Zimmer

Good afternoon. After watching the tape, I think there was, honestly, a lot of things to be encouraged about even though we lost the football game. It's the first time in about a month that I've felt confident in the way that our guys know how to play football again. Now, we made some crucial mistakes in the game. We had three red zone penalties and a sack. We had, obviously, a missed extra point. We had a field goal blocked that turned into three for them, so that was a six-point swing. Then I messed up the last 27 seconds of the ball game there. We also had 11 missed tackles on defense and four penalties. But, I feel like we're moving in the right direction. I'm actually excited to continue to see this team play.

Q: What happened in the final 27 seconds?

A: We haven't practiced that particular coverage in about two and a half weeks. We didn't line up very good in it. So, consequently we played poorly there.

Q: Were you looking for a touchback on that final kickoff in regulation?

A: We were trying to kick it between the 10 and the five-yard line.

Q: What is the reasoning behind bringing in kickers to try out?

A: You haven't been watching all year?

Q: What are the chances that you sign another kicker by Sunday?

A: I don't know, we'll see.

Q: Was the blocked field goal due to a low kick?

A: The guy got pushed back a little bit but I think it was a low kick as well, yeah.

Q: Do you still have confidence that Blair Walsh can be a successful kicker here this season?

A: I think Blair can be a successful kicker, yes.

Q: Can you give an update on Captain Munneryn?

A: He's got an ankle sprain and he is day-to-day.

Q: Did the MRI reveal any damage?

A: (Shakes head no).

Q: Have you picked up on Blair Walsh's frustration? Have you talked to him about that at all?

A: I think everybody is frustrated about a lot of different things not just necessarily that. I know you guys, it's your job to ask the questions and ask how we're feeling and all those things, I understand that. But there's plenty of times I get frustrated with questions too. It's part of our job to answer the questions after we don't do what we're supposed to do. The answer is no, I have not talked to him.

Q: Would you approach the bye week any differently having gone 0-3 since?

A: Since we're 0-3 since after the bye, definitely, there are things I would do differently. I gave them an extra day off, so I won't do that ever again. So that was one of them. I may even go in pads.

Q: What made you decide to work out kickers at this point?

A: At some point in time, you have belief and confidence in guys because you know what they've done in the past. You know what they've done. We've missed three extra points this year, we've missed several field goals. The way our games are being played, they're probably going to come down to a lot of close games, I hope so at least anyway. We have to look at all avenues as far as what gives us the best opportunity to win football games.

Q: Does confidence of teammates at all matter to you? Or is it strictly what you see on tape?

A: That's honestly a really good question. Let's just talk about our team in general, okay? After the first five weeks we were extremely confident, right? I guess that's kind of why I'm saying some of the things I'm saying today. Then the last three weeks the confidence level has gone down as a football team. But that's why this game is not just about the physical part of it, it's about the mental part of it and the way that a team feels about itself. You start out a game, you start out a season and you're 0-2 and everybody thinks you're awful. You start out a season and win two and everybody thinks you're great. But there's so many fluctuations and emotions throughout a 16-game season that once you get to the point where you're playing confidently all the time and you're sure of the things that you're doing. You're playing fast, you're playing physical and you're not making those mental mistakes. As opposed to, 'Well, I don't know if I should do that because if I do I'm going to get yelled at or if I do this because I might screw up.' That's all part of what we're dealing with in this kind of a season right now. I felt like our football team, I know I'm not talking about him specifically, but I felt like our football team has gotten some confidence back yesterday, even though we lost. I'm hopeful that they'll continue to carry it forward throughout the rest of the season. If we do that, we're going to win some games. So, I look at, to get back to your question, I look at the confidence level of really everything about the football team. Honestly, I don't know that after the Chicago game there was a lot of confidence in the offense. Now, I think there's some confidence in the things they accomplished yesterday. So, I just feel like we're moving in the right direction. Guys see the things that can be done and the way that they're being done.

Q: When you look at the last 27 seconds, do you wish you would have called a timeout later?

A: You mean before that? (Reporter: You said the final 27 seconds.) You're talking about before we scored? (Reporter: Before Rhett Ellison scored on that one-yard run.) Honestly, that doesn't really bother me, because we still have another timeout. I knew we were going to run the football. I didn't know we were going to score. We haven't scored. We're going to kick if we do score. We're going to kick it down. It's going to take six seconds or whatever it is. So, I would have waited it down and made it the last play of the game, probably, if we went to the fourth-down play. So, that part doesn't bother me as much as the execution and my poor decisions on the last 27 seconds.

Q: You guys were two for five in the red zone, but the two touchdowns came in the second half, including when you needed it at the end of the game. What worked on those two drives that maybe hasn't been happening on some of the struggles in the red zone?

A: I think we scored twice from the one-yard line, right, on those two touchdowns? (Reporter: Yes.) And we hadn't scored from the one-yard line in the past. I don't know how many times, but we haven't scored from the one-yard line. So, I guess that's the difference. The most disappointing thing that we did offensively yesterday was when we got the interception, we had two penalties on that drive, we took a sack and had to punt the football.



Q: Are those mistakes just magnified in the red zone whenever there's a negative play or a sack or a penalty?

A: Well, we have certain things that we try to do in the red zone, and when we believe we have points, we don't want to give them away. And we did that by punting the football. Points are always going to be a premium for us right now, the way that we're playing games. That's why on the fourth-and-one, when we went for it and didn't get it, I was really trying to instill some more confidence in the offense. It didn't work out that way, but that was my thinking going in. And I keep saying this, there are a lot of mental things going on in this game and with this football team, as well. So, the more that I can help them be aggressive or be confident or whatever it is, then I'm going to try to do it.

Q: Where do things stand with Adrian Peterson and his recovery? I know we saw him in the locker room.

A: I really don't know.

Q: Is the team still holding out hope that he will return?

A: I don't know. Honestly, I don't know what the situation is going to be.

Q: On that 42-yard run, that trap run, was that just a perfect play call that they had against your stunt?

A: Yeah, had a chance to tackle him, but we missed a tackle. But yeah, it was a good play call. The worst part about the whole thing wasn't necessarily the trap, but we didn't cup the ball with the back end, and so it ended up getting out to the side and then up around the corner. They make good calls, too.

Q: The back end in terms of the secondary?

A: Yes.

Q: On one of those third downs in overtime, it looked like Trae Waynes was playing a ways off, and they were able to run the comeback route to get the first down. Was that one of those where – as you've talked about in the past – you want him to play a little closer to the receiver there?

A: Yeah, understand the situation. Trae is doing a good job. Where he needs to continue to improve is starting to understand the situations of the game a little bit more and understand what the offense is doing and what the defensive call is and those things. So, they were in a two-tight end package there, so it was a maximum protection kind of thing. Those things will come. He has just got to continue to work on them.

Q: Do you think he's progressing, though, just in coverage in general?

A: Yeah, I think he's doing a good job. He played a lot of plays this last week, but yeah, I think he's doing good. It's interesting, because like out there at practice the other day, I'm talking to him about things and just trying to get him to understand all these little situations throughout the game, and he's very attentive and trying to learn and all that stuff with different techniques. It's first-and-10, the ball's on the 30-yard line, it's not that big of a deal, but when it gets into the crucial situations of the game, red zone, two minutes, things like that, that's when you've really got to be on top of it.

Q: You mentioned a feeling of growing confidence in the offense. What did you like that you saw yesterday?

A: I thought we had good communication. We had 79 percent of the time, the pocket was clean for the quarterback. 61 percent of the time we had efficient runs. We had good communication from the coaches to the offense, and I thought the adjustments we made were good. We had 360 yard, or something, so I thought there were a lot of good things.

Q: Was Pat Shurmur relaying plays directly to the quarterback, or was that still going through Scott Turner?

A: Does it make a difference? (Reporter: I'm just curious about the good communication. You had said that you thought that was important.) It went through Pat.

Q: How would you assess how Anthony Barr has played this season?

A: I think he has played well. The difference is, he had several tackles, he had a couple missed tackles this week, but he hasn't had the big splash plays that he has had in the past. That's about the only difference. He has played just like he always plays.

Q: Do you feel that T.J. Clemmings took a step forward in protection?

A: I thought he did better this week. There was one time where I thought he didn't, but I thought he did better. I thought overall we protected a lot better. The quarterback had a good pocket the majority of the day.

Q: Rhett Ellison got a bit more usage, is that part of the usefulness of having him stay in to protect?

A: Well I don't think it was just that. I think it was also some of the packages that we had in this week. It isn't all changes.

Q: Is there anything you want Mackensie Alexander to learn from his time yesterday?

A: Yeah, but I'll talk to him about it.

Q: Can you talk to us about the mental part of it and how does the defense feel about giving up three following the blocked field goal kick?

A: Well we went out there and stopped them on three and out I believe. (Reporter: You played well enough to win, but then you get put in the position where it's not complementary football and it ends up in a loss.) Yeah, well that's kind of what I was talking to them about today and talking to you. When you feel like you have to do everything, you try to do more than what you should try to do. I think in Chicago we tried to do that, especially at the end of the ball game in Chicago. I think a little bit this week. But, I think our team believes things are going to get better and we can just relax, kind of play and do what we do. I know everybody was acting like we were the '85 Bears for a while, but that's not who we are. We're a pretty solid defensive team that typically doesn't make a lot of mistakes, that typically doesn't give up a lot of points, that's usually good on third downs, which we weren't yesterday. But, we're not going to be the greatest thing on turf. We just go out and try to do our job. That's what made us good in the past. When we go out we do our job, everybody does their job, we play together, know where we're supposed to be, play smart and play tough. That's who we are defensively. So, teams are going to make plays. They're going to score some points once in a while. But, if we're going to hold them 16 points, 13 points or whatever it is in most ball games, then it's going to give us opportunities to win football games.

Q: Did you like some of the looks with Linval out there and how the defense reacted to him at fullback?

A: Yeah, they came at him pretty hard.

Q: Did all the 5-0 talk get to the team at all?

A: No, no. I don't believe that one bit. Like I said I would probably do it over, if I had to do it again. Throughout the course of the season there's several things I'd do over. Yesterday there's things I'd do over. That's what I thought was best at the time. But, I know who we are, I know who we are as a defensive football team and I'm hoping that the rest of the football is understanding of who they are now, too. Thank you.



JAY GRUDEN



NFL Head Coach: 3rd Year
Overall NFL Experience: 13th Year
Coaching Experience: 26th Year
Overall NFL Record: 17-23-1 (.425)
Regular Season: 17-22-1 (.438)
Postseason: 0-1 (.000)
Record with WAS: 17-23-1 (.425)
Record vs. MIN: 0-1 (.000)
College: Louisville '89

Jay Gruden is in his third season with the Washington Redskins in 2016 after being named the 29th head coach in franchise history on January 9, 2014.

Previously a decorated quarterback in the college and Arena Football League ranks and a successful NFL assistant, Gruden showcased his offensive acumen honed from his diverse football background in his first two years with the Redskins.

In 2015, Gruden led the Redskins to an NFC East Championship, posting a 9-7 record to complete the second "worst-to-first" turnaround in team history. Gruden became the sixth coach in team history to lead the Redskins to a playoff berth within the first two years at the helm, joining Ray Flaherty, Dutch Bergman, Dudley DeGroot, George Allen and Joe Gibbs.

Under Gruden's guidance, the 2015 Redskins featured one of the most prolific passing attacks in franchise history. Quarterback Kirk Cousins, named the starter in the middle of the preseason, set single-season team records for attempts (543), completions (379), passing yards (4,166) and 300-yard passing games (seven) while throwing 29 touchdown passes, including at least one in all 16 games. Cousins' success coincided with the emergence of third-year tight end Jordan Reed, who finished the season with 87 receptions for 952 yards (both team records for a tight end) with 11 receiving touchdowns.

Gruden assumed control of the Redskins in 2014 and guided the team through a campaign in which three different quarterbacks (Robert Griffin III, Kirk Cousins and Colt McCoy) recorded victories as starters. He installed an offensive system that produced two Pro Bowlers in his first season as tackle Trent Williams and running back Alfred Morris earned repeat berths. Excluding interim coaches, Gruden, 46 at the time of his hiring, became the team's youngest head coaching hire since hiring eventual Pro Football Hall of Famer Joe Gibbs at 40 years of age in 1981. He became the first Redskins head coach hired directly from an offensive coordinator role on another team since Norv Turner in 1994.

Before joining the Redskins, Gruden spent his previous three seasons as offensive coordinator for the Cincinnati Bengals. In his tenure in Cincinnati, the Bengals averaged 10 wins a season, making three consecutive playoff appearances and earning an AFC North championship in 2013. Members of the Bengals' offense accounted for seven Pro Bowl selections in his three seasons in Cincinnati.

Gruden was tasked with the development of quarterback Andy Dalton, a 2011 second-round pick. In three seasons together, Gruden helped Dalton to a 30-18 regular season record as a starter (.625), as Dalton's 30 wins in that time frame ranked tied for fifth-most among NFL quarterbacks. Dalton's 80 passing touchdowns rank third-most in NFL history for a quarterback in his first three seasons, trailing only Dan Marino (98) and Peyton Manning (85). Prior to joining the Bengals, Gruden served two years with the Florida Tuskers of the United Football League from 2009-10. In 2009, Gruden served as offensive coordinator as the Tuskers compiled a 6-0 regular season record and earned a UFL championship game berth. In 2010, he assumed the roles of head coach and general manager and led the Tuskers to their second consecutive championship game appearance.

Gruden coached for seven seasons (2002-08) with the Tampa Bay Buccaneers, earning a Super Bowl championship ring as an offensive assistant in 2002. There he worked under his brother, Jon (then the Bucs' head coach), and current Redskins President Bruce Allen (the Bucs' general manager from 2004-08). Gruden helped guide the Buccaneers to the team's first league championship, a 48-21 victory in Super Bowl XXXVII.

Gruden also ranks among the most outstanding players and coaches in the history of the Arena Football League, having won six combined league championships – four as a quarterback and two as a head coach. Gruden played quarterback (2002-03) and served as head coach (2004-08) of the AFL's Orlando Predators while simultaneously working as an offensive assistant with the Buccaneers. In all, Gruden served as head coach of the Predators for nine seasons (1998-2001 and 2004-08), leading the Predators to four championship game appearances and two league titles as a coach. During a two-year hiatus from coaching the Predators in 2002-03, he returned to the playing field as Orlando's quarterback, leading the Predators to playoff appearances in both seasons.

In his eight seasons as a player in the AFL, Gruden completed 1,673-of-2,775 passes (60.3 percent) for 21,578 yards with 398 touchdowns and 99 interceptions. In addition to his time with Orlando, he spent six seasons (1991-96) at quarterback for the Tampa Bay Storm, winning four AFL titles and being named MVP of ArenaBowl VII in 1993. He was also named the 1992 AFL Most Valuable Player and was honored with induction into the AFL Hall of Fame in 1999.

Gruden played quarterback for four seasons for former Redskins draft pick Howard Schnellenberger at the University of Louisville (1985-88) and was a two-time team MVP.

Gruden was born March 4, 1967, in Tiffin, Ohio. He and his wife, Sherry, have three sons — J.J., Joey and Jack — and a grandson, Trey.

GRUDEN'S COACHING/PLAYING BACKGROUND

1985-88	University of Louisville	Quarterback
1989	University of Louisville	Student Assistant
1990	Barcelona Dragons and Sacramento Surge (WFLA)	Quarterback
1990-91	University of Louisville	Graduate Assistant
1991-96	Tampa Bay Storm (AFL)	Quarterback
1997	Nashville Kats (AFL)	Offensive Coordinator
1998-2001	Orlando Predators (AFL)	Head Coach
2002-08*	Tampa Bay Buccaneers	Offensive Assistant
2002-03*	Orlando Predators (AFL)	Quarterback
2004-08*	Orlando Predators (AFL)	Head Coach
2009	Florida Tuskers (UFL)	Offensive Coordinator
2010	Florida Tuskers (UFL)	Head Coach
2011-13	Cincinnati Bengals	Offensive Coordinator
2014	Washington Redskins	Head Coach

*Held jobs concurrently

VIKINGS-REDSKINS CONNECTIONS

VIKINGS-REDSKINS CONNECTIONS

- Vikings Head Coach **Mike Zimmer** worked with Redskins Head Coach **Jay Gruden** in Cincinnati from 2011-13. Mike Zimmer was the Defensive Coordinator, while Gruden was the Offensive Coordinator under Head Coach Marvin Lewis. Linebackers Coach **Adam Zimmer** was also on staff in Cincinnati in 2013 as the Assistant DBs Coach. Both Gruden and Zimmer earned their 1st head coaching jobs in the NFL in 2014.
- Redskins Area Scout **Kyle Smith** signed with the Vikings as a college free agent, where he spent part of the 2006 offseason.
- Redskins Defensive Line Coach **Robb Akey** served as the Vikings Assistant Defensive Line Coach in Zimmer's 1st season as Minnesota's Head Coach in 2014.
- Redskins Offensive Line Coach **Chris Foerster** earned his first NFL coaching job with the Vikings serving as the Assistant Offensive Line Coach/Tight Ends Coach in 1993 after spending the 1992 season as the Minnesota Golden Gophers Offensive Line Coach.
- Redskins Inside Linebackers Coach **Kirk Olivadotti** is the son of **Tom Olivadotti** who was the Vikings Linebackers Coach from 1996-99.
- Redskins G/C **Kory Lichtensteiger**, who is currently on IR, spent time on the Vikings roster during the 2009 season.
- Redskins C **John Sullivan** spent the opening 8 seasons of his career with the Vikings and has started the 4th most games among Cs in team history. Sullivan, who was named the Vikings Man of the Year in 2013, appeared in 109 games while starting 93 for Minnesota.
- Redskins Outside Linebackers Coach **Greg Manusky** played LB for the Vikings from 1991-93.

LOCAL CONNECTIONS

- Vikings WR **Stefon Diggs** hails from Gaithersburg, MD and went to Good Counsel HS. Diggs also attended nearby University of Maryland.
- Vikings Personnel Consultant **Conrad Cardano** was born in Washington, DC and attended nearby Bladensburg (MD) High School.
- Vikings S **Anthony Harris** hails from Chesterfield, VA where he attended Lloyd C. Bird HS before going to the University of Virginia.

COLLEGE CONNECTIONS

- Redskins CB **Bashaud Breeland** was a teammate in the defensive backfield at Clemson in 2013 with Vikings rookie DBs - CB **Mackensie Alexander** and S **Jayron Kearse**.
- Vikings CB **Xavier Rhodes** played at Florida State with Redskins RB **Chris Thompson** and K **Dustin Hopkins**.
- Vikings DT **Sharif Floyd** and Redskins RB **Mack Brown**, CB **Quinton Dunbar**, RB **Matt Jones** and TE **Jordan Reed** all played at Florida together.
- Vikings T **Jeremiah Sirles** played at Nebraska with Redskins LB **Will Compton**, G **Spencer Long** and TE **Niles Paul**. Both Long and Sirles arrived on campus in 2009 as redshirts before becoming full-time starters on the same offensive line in 2012 and 2013.

VIKINGS-REDSKINS GAME INFORMATION



VIKINGS TOP PERFORMERS VS. REDSKINS

Matt Asiata 1 game, 10 rushes, 26 rushing yards, 3 TDs, 4 receptions, 31 receiving yards
Sam Bradford 5 games, 271.8 pass yards/game, 60.8 completion %, 9 TDs, 2 INTs, 92.1 passer rating
Chad Greenway 6 games, 67 tackles, 1.0 sack, 1 TFL, 2 passes defended
Terence Newman 18 games, 68 tackles, 9 INTs, 19 passes defended, 5 TFLs
Brian Robison 5 games, 11 tackles, 3.0 sacks, 2 TFLs, 1 FF, 1 pass defended
Kyle Rudolph 2 games, 8 receptions, 79 receiving yards, 2 TDs

VIKINGS BIG DAYS VS. REDSKINS

- Last season as a member of the Eagles, Vikings QB **Sam Bradford** tied his career high with 3 passing TDs and totaled a 122.6 passer rating, a then career high (min. 20 att.), at Washington (10/4/15). In Week 16 of last season, Bradford set career highs in attempts (56), completions (37) and passing yards (380) vs. Washington (12/26).
- Vikings CB **Terence Newman** has 9 career INTs vs. the Redskins, the most against a single opponent. Newman has picked off 5 different Redskin QBs - Tim Hasselbeck, Patrick Ramsey, Mark Brunell, Jason Campbell and Rex Grossman. As a rookie, Newman recorded a career-high 3 INTs at Washington (12/14/03).
- Vikings CB **Captain Munnerlyn** set his career high with 9 tackles against the Redskins as a member of the Panthers (11/4/12). In the last matchup between the Vikings and Redskins at TCF Bank Stadium (11/2/14), Munnerlyn snagged 1 of his 4 INTs since joining the Vikings.
- Vikings RB **Matt Asiata**, for the 3rd time in his career, tied a Vikings record by scoring 3 rushing TDs in the same game vs. Washington (11/2/14). Asiata trails only Adrian Peterson (5) for the most 3-rushing TD performances.
- Vikings WR **Cordarrelle Patterson** recorded his 1st NFL receiving TD against the Redskins during his rookie season. Patterson hauled in a 2-yard TD pass helping the Vikings to a 34-27 victory vs. Washington (11/7/13).
- Vikings DE **Everson Griffen** has recorded sacks in back-to-back games against the Redskins, including an 8-tackle, 1.0-sack and 3-TFL effort in the last meeting vs. Washington (11/2/14).

VIKINGS-REDSKINS SERIES NOTES

- The Vikings and Redskins met in the 2nd round of the Super Bowl Tournament in 1982, the only year the Super Bowl Tournament has taken place. The Super Bowl Tournament replaced the regular playoff format because a players' strike shortened the regular season to 9 games.
- The two franchises have met 5 times in the postseason, with their last encounter coming in 1992, a 24-7 Washington win. The Redskins hold a 3-2 advantage in postseason games.
- The all-time series is evened up at 12-12 with both home and away records knotted at 6-6.

A WIN WOULD

- Give **Mike Zimmer** his 24th career victory and bump his road record to 9-11 as a head coach.
- Push the Vikings road record in 2016 back above .500 at a 3-2 mark and give them their 1st road victory since Week 3 over Carolina.
- Give the Vikings their 1st win at Washington since 2011.

VIKINGS VS. REDSKINS ALL-TIME

Won 12, Lost 12, Tie 0; Home 6-6, Away 6-6

VIKINGS VS. REDSKINS

Year	Site	Result
1968	Minnesota	Minnesota 27-14
1970	Washington	Minnesota 19-10
1972	Minnesota	Washington 24-21
1973*	Minnesota	Minnesota 27-20
1975	Washington	Washington 31-30
1976*	Minnesota	Minnesota 35-20
1980	Washington	Minnesota 39-14
1982\$	Washington	Washington 21-7
1984	Minnesota	Washington 31-17
1986	Washington	Washington 44-38 (OT)
1987	Minnesota	Washington 27-24 (OT)
1987**	Washington	Washington 17-10
1992	Minnesota	Washington 15-13
1992&	Minnesota	Washington 24-7
1993	Washington	Minnesota 14-9
1998	Minnesota	Minnesota 41-7
2004	Washington	Washington 21-18
2006	Washington	Minnesota 19-16
2007	Minnesota	Washington 32-21
2010	Washington	Minnesota 17-13
2011	Washington	Minnesota 33-26
2012	Washington	Washington 38-26
2013	Minnesota	Minnesota 34-27
2014	Minnesota	Minnesota 29-26

\$Super Bowl Tournament

&NFC Wild Card Game

*NFC Divisional Playoff Game

**NFC Championship Game

VIKINGS-REDSKINS SERIES BY THE NUMBERS

Record vs. Redskins	12-12
Last regular season game	Vikings 29-26 (2014)
Vikings largest winning margin	34; Vikings 41, Redskins 7 (1998)
Redskins largest winning margin	17; Redskins 24, Vikings 7 (1992)
Current series streak	Vikings 2
Vikings longest win streak	2 (5 times)
Redskins longest win streak	7 (1982-92)
Most Points, Vikings	41 (1998)
Most Points, Redskins	44 (1996)
Most Points, both teams	82; Redskins 44, Vikings 38 (OT) (1986)
Fewest Points, Vikings	7, (1982, 1992)
Fewest Points, Redskins	7, (1998)
Fewest Points, both teams	27; Redskins 17, Vikings 10 (1987)

VIKINGS-REDSKINS GAME INFORMATION



2016 INDIVIDUAL LEADERS

2016 Minnesota Vikings

Qualifying Players Only/2016 Regular Season NFL Rankings				
Category	Player	Total	NFC Rank	NFL Rank
Scoring	Walsh	49	12	28t
Passing Yds.	Bradford	1,715	14	27
Passing TDs	Bradford	9	10t	19t
Passer Rating	Bradford	99.0	5	7
Completion Pct.	Bradford	68.3	3	4
Rushing Att.	McKinnon	75	13t	30t
Rushing Yds.	Asiata	227	18	39
Rushing TDs	Asiata	2	11t	24t
Receptions	Diggs	48	5	12
Receiving Yds.	Diggs	546	12	24
Receiving TDs	Rudolph	4	10t	13t
Interceptions	Rhodes/Sendejo/Waynes	2	5t	10t
Tackles*	Smith	56	17	32
Forced Fumbles	Robison	2	7t	13t
Fumble Rec.	Sendejo	2	1t	1t
Sacks	Griffen	6.0	6t	12t
FGs Made	Walsh	12	10	19
FG Pct.	Walsh	75.0	13	24
Net Punting Avg.	Locke	39.7	11	20
Punt Ret. Avg.	Sherels	13.7	3	4
KO Ret. Avg.	Patterson	27.7	1	2

*League Stats #Rookie

2016 Washington Redskins

Category	Player	Total	NFC Rank	NFL Rank
Scoring	Hopkins	72	3	6
Passing Yds.	Cousins	2,454	3	6
Passing TDs	Cousins	12	6t	12t
Passer Rating	Cousins	93.1	9	18
Completion Pct.	Cousins	67.0	6	9
Rushing Att.	Jones	99	8t	21t
Rushing Yds.	Jones	460	6	17
Rushing TDs	Jones	3	8t	19t
Receptions	Reed	42	12t	21t
Receiving Yds.	Crowder	498	19	33
Receiving TDs	Crowder	4	10t	13t
Interceptions	5 tied	1	21t	41t
Tackles*	Compton	68	10	17
Forced Fumbles	Murphy	3	1t	2t
Opp. FR	5 tied	1	7t	14t
Sacks	Kerrigan	7.0	3t	6t
FGs Made	Hopkins	18	3	6t
FG Pct.	Hopkins	81.8	10	18
Net Punting Avg.	Way	37.2	15	31
Punt Ret. Avg.	Crowder	19.2	1	1
KO Ret. Avg.	Thompson	20.8	DNQ	

*League Stats #Rookie

2016 STATISTICAL SNAPSHOT

2016 NFL rankings in parenthesis

Vikings	Record	Redskins
5-3	4-3-1	
155	Total Points Scored	186
19.4 (25)	Points Per Game	23.3 (14)
142	First Downs	186
298.8 (32)	Total Offense Per Game	410.3 (4)
4.7	Avg. Yards Per Play	6.2
72.6 (31)	Net Rushing Yards Per Game	111.5 (14)
226.1 (27)	Net Passing Yards Per Game	298.8 (3)
1/0	Had Intercepted/Yards Returned	7/105
5	Total Giveaways	11
21/142	Sacks Allowed/Yards Lost	11/95
30:54	Possession Average	31:08
45/116	Third Down Efficiency	46/103
5/9	Fourth Down Efficiency	2/8
53/472	Penalties/Yards	66/498
126	Opp. Total Points Scored	189
15.8 (1)	Opp. Points Per Game	23.6 (19t)
143	Opp. First Downs	185
298.9 (3)	Opp. Total Offense Per Game	369.8 (22)
4.8	Opp. Avg. Yards Per Play	5.8
93.1 (8)	Opp. Net Rushing Yards Per Game	123.8 (26)
205.8 (4)	Opp. Net Passing Yards Per Game	246.0 (15t)
45/361	Opp. Penalties/Yards	61/643
10/149	Defensive Interceptions/Yards Returned	5/34
17	Total Takeaways	11
21/157	Defensive Sacks/Yards	22/136
+12	Turnover Ratio	0
43/39.7	Punts/Net Punting Avg.	23/37.2

2016 NFC NORTH STANDINGS

Team	W	L	T	Pct.	Home	Away	Div.	Conf.	PF	PA	Streak
Minnesota	5	3	0	.625	3-1	2-2	1-2	3-3	155	126	Lost 3
Detroit	5	4	0	.556	3-1	2-3	1-2	4-2	205	206	Won 1
Green Bay	4	4	0	.500	3-2	1-2	2-1	3-3	198	187	Lost 2
Chicago	2	6	0	.250	2-2	0-4	2-1	2-3	131	179	Won 1

VIKINGS VS. NFC NORTH

Team	Total Games	All-Time Series	Titles*
Green Bay Packers	112	51-59-2	7
Chicago Bears	111	57-52-2	2
Detroit Lions	111	71-37-2	0

* Since 2002 division realignment

The following numbers are combined NFC Central and NFC North since 1961:

Playoff Appearances		Western Conf./Division Titles	
28	Minnesota Vikings	19	Minnesota Vikings
27	Green Bay Packers	17	Green Bay Packers
15	Chicago Bears	8	Chicago Bears
10	Detroit Lions	3	Detroit Lions
6	Tampa Bay Buccaneers	3	Tampa Bay Buccaneers

VIKINGS MEDIA-ONLY FTP SITE

For instructions on how to access the Vikings media-only FTP site, which contains transcripts, headshots, press conference audio files and other valuable media information, please visit the final page of this section.

2016 NFL WEEK 10 SCHEDULE

THURSDAY, NOVEMBER 10

Cleveland at Baltimore7:25p

SUNDAY, NOVEMBER 13

Kansas City at CarolinaNoon
 Houston at JacksonvilleNoon
 Denver at New OrleansNoon
 Los Angeles at New York JetsNoon
 Atlanta at PhiladelphiaNoon
 Chicago at Tampa BayNoon
 Green Bay at TennesseeNoon
Minnesota at Washington Noon
 Miami at San Diego3:05p
 San Francisco at Arizona3:25p
 Dallas at Pittsburgh3:25p
 Seattle at New England7:30p

MONDAY, NOVEMBER 14

Cincinnati at New York Giants7:30p

Byes: Buffalo, Detroit, Indianapolis, Oakland

*All times central

2016 VIKINGS COACHING STAFF



PAT SHURMUR
Interim Offensive Coordinator

Pat Shurmur is in his 18th season of NFL coaching in 2016 and his 1st season with the Vikings. Of his 18 seasons in the NFL, Shurmur has 2 full seasons of head coaching experience and 5 as an offensive coordinator. During his NFL coaching career, Shurmur has been a part of teams that have qualified for the playoffs 8 times, won 6 division crowns and posted 1 Super Bowl appearance.

Prior to his arrival in Minnesota, Shurmur spent the previous 3 seasons as the offensive coordinator of the Philadelphia Eagles, his second stint with the club. He arrived in 2013 when he was hired by then 1st-year head coach Chip Kelly. In their 1st season together, the 2 orchestrated one of the most efficient offenses in the NFL, setting team records in points (442), total net yards (6,676), touchdowns (53), passing yards (4,406) and fewest turnovers (19) en route to an NFC East title. The Eagles also set an NFL record with 99 plays of 20+ yards and became the 1st team since the 1991 Buffalo Bills to lead the league in rushing while ranking last in time of possession.

Widely respected around the league for his craft in developing young quarterbacks, Shurmur guided QB Nick Foles to a breakout season in 2013, throwing for 27 touchdowns and only 2 interceptions while posting the 3rd-best QB rating (119.2) and 3rd-lowest interception percentage (0.63%) in NFL history. Foles also became just the 7th player in league history to throw for 7 touchdowns in a game during a matchup against the Oakland Raiders.

In 2014, Shurmur oversaw an offense that broke a team record by scoring 474 points, breaking the prior mark of 442 set in 2013. The 2014 Eagles also set team records with 54 TDs, 390 completions, 4,581 gross passing yards, 8 300-yard passing games and 356 first downs. Shurmur served as the interim head coach for the 2015 regular season finale after the dismissal of Chip Kelly the previous week. He helped guide the Eagles to a 35-30 victory over the New York Giants to help the Eagles solidify second place in the NFC East.

Before joining the Eagles, Shurmur served as the head coach of the Cleveland Browns from 2011-12, the first head coaching opportunity in his NFL career. He was the 13th head coach in franchise history, and the 6th since the franchise's revival in 1999. In his 1st year as the Browns head coach, he helped develop a draft class in which all 8 members saw action in the regular season, 3 of whom started all 16 games. He also mentored QB Colt McCoy, who in his 2nd season, posted a career-best 2,733 yards and 14 touchdown passes in 2011.

A 4-year letterman at Michigan State, Shurmur earned All-Big Ten conference honors and All-America honorable mention accolades as a senior in 1987. He played G and LB as a freshman and started at C the next 3 seasons. He served as co-captain as a senior when the Spartans defeated USC in the Rose Bowl. Shurmur earned a master's degree in financial administration and was the 1st graduate student football player at the University.

A native of Dearborn Heights, MI, who attended Divine Child High School, Shurmur comes from a football background. His uncle, the late Fritz Shurmur, coached in the NFL for 24 years and served as the Green Bay Packers defensive coordinator from 1994-98, helping that club win two NFC Championships and Super Bowl XXXI. Shurmur and his wife, Jennifer, have 4 children - daughters Allyson, Erica and Claire, and a son, Kyle.



GEORGE EDWARDS
Defensive Coordinator

The Vikings defense under George Edwards has made steady improvements in the past 2-plus seasons. His ability to get production out of young players and pair schemes to play to the strengths of his personnel has the Vikings poised for a top-10 defense.

Edwards' stint with the Vikings marks his 3rd as an NFL defensive coordinator: Washington (2003) and Buffalo (2010-2011). The 2016 season will be Edwards' 19th in the NFL and 27th as a coach, all spent on defense.

The 2015 Vikings won the NFC North and hosted a Wild Card Playoff game, highlighted by a stingy defense that jumped to #5 in the NFL in points allowed at 18.9, after ranking #11 in 2014. For the 1st time since the inaugural season in 1961, the team was led in tackles by a rookie when LB Eric Kendricks posted 105 stops. A fellow rookie, DE Danielle Hunter, ranked 2nd on the team with 6.0 sacks, the 2nd-highest total among 2015 NFL rookies and the most by a rookie defensive lineman. The Vikings defense was honored with 3 NFC Defensive Players of the Week - DT Linval Joseph vs. St. Louis, CB Terence Newman at Oakland and Everson Griffen at Green Bay. Kendricks and Hunter were each named to the PFWA All-Rookie Team.

Inheriting the defense that allowed the most points per game and 2nd-most yards per game in 2013, Edwards helped turn the Vikings defense around in 2014, his 1st season as defensive coordinator. With the help of rookie LB Anthony Barr, 1st-year starter Griffen and S Harrison Smith, the Vikings had the NFL's most-improved defense in 2014, allowing 7.1 fewer offensive points per game in 2014 than in 2013. With a revamped defense that included 8 new starters, Edwards helped numerous Vikings have breakout seasons. Griffen recorded a career-best 12.0 sacks and was named NFC Defensive Player of the Month in October after recording 6.0 sacks and a forced fumble in a 4-game span. Smith led the Vikings defense with 5 interceptions and was the only player in the NFL with 3+ interceptions and 3.0+ sacks. Edwards played an instrumental role in the development of Barr, a rookie 1st-round pick (#9 overall). Barr was named NFC Defensive Player of the Week in Week 8 after forcing and recovering a fumble in OT and returning it for a TD. Free agent pickup DT Tom Johnson notched a career-high 6.5 sacks as he found a home on the Vikings line after a journeyman career.

Edwards entered the NFL with the Dallas Cowboys and remained there from 1998-2001. Serving as the LBs coach, Edwards worked under Defensive Coordinator Mike Zimmer, who led the Cowboys' defensive attack. Under Edwards' guidance, Dexter Coakley, a 3rd-round draft choice in 1997, was selected to the Pro Bowl twice over the 4-year span (1999, 2001).

Before making the leap to the NFL ranks, Edwards held collegiate assistant posts at Florida (1991), Appalachian State (1992-95), Duke (1996) and Georgia (1997). A 4-year letterman at Duke University, Edwards was twice named the special teams captain and an honorable mention All-ACC selection at linebacker in 1989. A native of Siler City, N.C., Edwards and his wife, Jami, have a son, B.J.



MIKE PRIEFER
Special Teams Coordinator

Mike Priefer is in his 6th year with the Vikings as the special teams coordinator. The 15-year NFL coaching veteran has held the same title with the Denver Broncos and Kansas City Chiefs in years past.

Priefer's special teams units are known for creating big-play opportunities. Since entering the NFL, Priefer has seen his units account for 23 scores (11 KOR, 7 PR, 3 blocked punts, 1 botched fake FG and 1 safety). He has also seen his squads block 23 kicks (9 punts, 9 FGs and 5 PATs) since 2002. Since Priefer joined the Vikings in 2011, Minnesota is tied with the Eagles for the most special teams TDs with 11 (6 KOR, 3 PR and 2 blocked punts) over that 5-year span.

Priefer has helped David Tyree (ST), Chris Hanson (P), Blair Walsh (K) and Cordarrelle Patterson (RS) earn Pro Bowl nods. Both Walsh and Patterson were named 1st-team All Pro as rookies in 2012 and 2013, respectively. Priefer went to the playoffs with the Giants in 2005 (NFC East Champions), 2006 with Kansas City (Wild Card), 2012 with the Vikings (Wild Card) and 2015 (NFC North Champions). In 2012, Priefer was named Special Teams Coach of the Year as voted on by his NFL counterparts, and his units ranked #1 in the NFL by the acclaimed *Dallas Morning News* special teams rankings.

In 2015, the Vikings ST special teams units were again among the NFL's best. For the 2nd time in the last 3 years, the Vikings led the NFL in kick return average. Patterson led the way with a 31.8 kick return average and tied for the NFL lead with 2 KR TDs. Patterson was selected as an All-Pro by the PFWA. PR Marcus Sherels continued to be one of the most reliable and elusive return men in the league. Sherels took back his franchise-best 3rd PR for a TD at Chicago (11/1/15), earning NFC Special Teams Player of the Week honors for his performance against the Bears. Since 2013, Sherels leads the NFL in PR average with an 11.4 clip. The former Gopher has the most 50+ yard punt returns in team history with 5. P Jeff Locke continues to hold the career-best net punting average for Minnesota at 38.7. Locke stopped 23 punts inside the 20 in 2015. K Blair Walsh led the NFL with 34 FGs (2nd most in team history), including 2 game-winners: at Chicago (11/1/15) and vs. St. Louis (11/8/15). Walsh connected on 6 FGs of 50+ yards, 2nd-best in the NFL (Robbie Gould, 7). Since 2012, Walsh leads the NFL with 23 FGs of 50+ yards and has the 3rd-most FGs (121). Walsh earned NFC Special Teams Player of the Week Honors vs NYG (12/27/15) for his 5-FG performance.

In 2013, the Vikings showcased the #1 KR man in the NFL, Cordarrelle Patterson, and the #2 PR man in Marcus Sherels. Patterson was named 1st-Team All-Pro and selected to the Pro Bowl after his record-breaking season. Patterson was also named NFC Special Teams Player of the Month for September and NFC Special Teams Player of the Week for his performance vs. Green Bay (Week 8). The rookie broke the Vikings' single-season record with 1,393 KR yards on 43 returns (32.4 average) with 2 KR TDs, leading the NFL in all categories. The 32.4 KR average is 4th-highest in the NFL since the 1970 merger and highest since 1985. Not to be outdone, PR Marcus Sherels set the team record with a 15.2 PR average (2nd in the NFL).

The 2012 Vikings' special teams units reached new heights. Priefer's KOR unit ranked 2nd in the NFL with a 24.6 average start following kickoffs. Rookie K Blair Walsh made NFL history going 10-10 on FGs of 50+ yards, earning Pro Bowl and 1st-Team All-Pro by the AP.

Prior to joining the Vikings in 2011, Priefer served as an NFL special teams coach for 9 seasons: Jacksonville (2002), New York Giants (2003-05), Kansas City (2006-08) and Denver (2009-10). From 1994-2001, Priefer coached special teams at the collegiate level, working for Navy (1994-96), Youngstown State (1997-98), VMI (1999) and Northern Illinois (2000-01).

Priefer owns a bachelor's degree from Navy and a master's degree from the University of Maryland. His father, Chuck, was a long-time coach who worked in the NFL (Detroit, Green Bay and San Diego) for 17 seasons and college ranks for 12 years. Priefer was born in Cleveland and moved frequently as a coach's son, graduating high school in Green Bay. He is married to Debbie, with whom he has 4 children: Samantha, Michael Jr., Wilson and Katie.

2016 ASSISTANT COACHES

RYAN FICKEN Assistant Special Teams Coach

***HANK FRALEY** Assistant Offensive Line Coach

***JONATHAN GANNON** Assistant Defensive Backs Coach

JERRY GRAY Defensive Backs Coach

***JEFF HOWARD** Defensive Assistant

JEFF HURD Assistant Strength & Conditioning Coach

***ANDREW JANOCKO** Quality Control-Offense

CHAZ MAHLE Assistant Strength & Conditioning Coach

ANDRE PATTERSON Defensive Line Coach

***DREW PETZING** Assistant Wide Receivers Coach

***ROBERT RODRIGUEZ** Assistant Defensive Line Coach

BRENT SALAZAR Strength & Conditioning Coach

TONY SPARANAO Offensive Line Coach

KEVIN STEFANSKI Running Backs Coach

GEORGE STEWART Wide Receivers Coach

SCOTT TURNER Quarterbacks Coach

***ADAM ZIMMER** Linebackers Coach

* **Denotes in booth on game day**

2016 SCHEDULE NOTES



Date	Opponent	Series	Notes
9/11	at Tennessee W, 26-15	9-4-0 (2-3-0)	The Vikings captured their 1st victory of the season thanks to suffocating defense. LB Eric Kendricks scored on a 77-yard INT return and DE Danielle Hunter returned a fumble 24 yards for a TD, carrying the Vikings to a 25-16 win. QB Shaun Hill, who made his 1st start as a Viking, threw for 236 yards and helped lead an offense that did not turn the ball over once. Defensively, the Vikings created 3 turnovers and held the Titans to only 64 yards rushing in the Kickoff Weekend contest. WR Stefon Diggs recorded his 3rd career 100+ yard receiving effort with a 7-catch 103-yard performance.
9/18	Green Bay W, 17-14	51-59-2 (27-28-0)	QB Sam Bradford led the Vikings to a 17-14 victory in his 1st game with Minnesota. Bradford threw for 286 yards, 2 TDs and 0 INTs on 22-of-31 passing. WR Stefon Diggs had a career night hauling in 9 passes for 182 yards and 1 TD. Diggs' 182 yards is the 8th most in Vikings history in a single game. The Vikings defense got to Aaron Rodgers for 5 sacks and forced 4 fumbles, recovering 2 of them. For the 1st time since 2009, the Vikings secured back-to-back wins over the Packers.
9/25	at Carolina W, 22-10	8-5-0 (2-2-0)	In the team's first trip to Carolina since Oct. 30, 2011, the Vikings brought home their 6th-straight regular season win with a 22-10 victory over the defending NFC Champions. The Vikings totaled 8 sacks, 1 shy of tying the team record, had 3 INTs and registered the 1st safety since 2011. DE Everson Griffen tied his career high with 3.0 sacks in the game. QB Sam Bradford and TE Kyle Rudolph connected for a TD for the 2nd consecutive game.
10/3	NY Giants W, 24-10	16-12-0 (8-5-0)	The Vikings extended their regular season win streak to 7 after defeating the New York Giants, 24-10, on Monday Night Football in Week 4. QB Sam Bradford threw for 262 yards, 1 TD, 0 INTs and compiled a passer rating of 101.9. TE Kyle Rudolph caught a TD for the 3rd consecutive game and CB Xavier Rhodes secured his 3rd career INT to help power the Vikings to a 4-0 record.
10/9	Houston W, 31-13	4-0-0 (2-0-0)	Vikings QB Sam Bradford threw for 271 yards on 22-of-30 passing against the NFL's top ranked passing defense en route to a 31-13 victory over the Houston Texans. The Vikings defense held the Texans to 214 total yards and didn't allow a TD until late in the game. WR Adam Thielen had a career game hauling in 7 passes for 127 yards (both career highs) and 1 TD.
10/23	at Philadelphia L, 10-21	13-13-0 (6-9-0)	The Philadelphia Eagles handed the Minnesota Vikings their 1st loss of the 2016 season. The Eagles forced the Vikings offensive to turn the ball over for the 1st time all season and returned a kick 98 yards for a TD to power Philadelphia to a 21-10 win. Vikings WR Cordarrelle Patterson caught a TD for the 2nd straight game and had 7 receptions for 67 yards. CB Xavier Rhodes and S Andrew Sendejo each snagged their 2nd INT of the season.
10/31	at Chicago L, 10-20	57-52-2 (22-31-2)	The Vikings lost their 2nd straight road game falling to the Bears, 20-10, on Halloween night. The Vikings finished 1-1 on Monday Night Football in 2016 after dropping the game at Soldier Field. WR Stefon Diggs caught his 2nd TD of the season and totaled 76 yards on 8 receptions. QB Sam Bradford threw for 228 yards, 1 TD and 0 INTs, his 6th game without a turnover this season.
11/6	Detroit L, 16-22 (OT)	71-37-2 (39-15-1)	The Detroit Lions defeated the Minnesota Vikings, 22-16, in OT, giving the Vikings their 1st loss at their new home, U.S. Bank Stadium. Despite a career-high 13 receptions for WR Stefon Diggs and QB Sam Bradford registering his 4th game with a 100+ passer rating, the Vikings came up just shy in their 1st OT contest on the season.
11/13	at Washington	12-12-0 (6-6-0)	The Vikings will travel to the Nation's Capital looking to capture the lead over the Washington Redskins in the series that stands at 12-12 overall and 6-6 both in Washington and Minnesota. The Vikings own a 2-game win streak over the Redskins, with both wins taking place in Minnesota. The Vikings fell to the Redskins 38-26 in Washington during the 2012 campaign. The game marks the 6th time in 7 seasons for Minnesota to square off against Washington.
11/20	Arizona	15-11-0 (9-4-0)	A season ago, Minnesota squared off against Arizona in a <i>Thursday Night Football</i> , a game that ended with a 23-20 Cardinals win, the Vikings final loss of the 2015 regular season. QB Teddy Bridgewater threw for a career-high 336 yards and posted a 108.0 passer rating, but the Vikings' rally fell short in the desert.
11/24	at Detroit	71-36-2 (32-22-1)	Coming off a season sweep of the Lions during the 2015 campaign, the Vikings look to improve on their 5-1 Thanksgiving record as they head to Detroit. In last season's Week 7 contest at Ford Field, Minnesota prevailed 28-19, as rookie WR Stefon Diggs burst onto the scene. The rookie pass catcher hauled in six catches for 108 yards and a highlight-reel diving TD grab. In his 1st three NFL games, Diggs recorded 19 catches for 324 yards and one TD.
12/1	Dallas	14-15-0 (7-9-0)	The Dallas Cowboys and Minnesota Vikings square off in the regular season for the first time since 2013, a 27-23 Cowboys win at AT&T Stadium. The Cowboys lead the series 15-14 and have won 7 of 9 games played in Minneapolis. The last game in Minnesota between the two teams was a 24-21 Viking win on Oct. 17, 2010.
12/11	at Jacksonville	4-1-0 (1-0-0)	Minnesota returns to Jacksonville for only the 2nd time in franchise history, looking to remain perfect against the Jaguars in their stadium. In the last meeting between the two teams it took overtime to decide the outcome. The Vikings won the 2012 regular season opener 26-23 to start their 2012 playoff campaign against Minnesota native Gus Bradley, the Jaguars head coach.
12/18	Indianapolis	7-16-1 (7-5-1)	The Vikings look to snap a 4-game skid against the Indianapolis Colts dating back to Dec. 24, 2000, a 31-10 Colts win. In the most recent matchup, Minnesota fell to Indianapolis 23-20 in Indianapolis on Sept. 16, 2012. The Vikings hold a 7-5-1 record at home against the Colts despite an 0-11 record on the road.
12/24	at Green Bay	50-59-2 (24-31-2)	In the 2015 season finale at Lambeau Field, Minnesota won its 1st contest in Green Bay since 2009 in QB Brett Favre's return to Lambeau. The Vikings 20-13 victory a season ago earned Minnesota the NFC North crown breaking a 4-year run by Green Bay. The win also gave 2nd-year head coach Mike Zimmer his 1st playoff appearance as a head coach and was the 1st time since 2012 Minnesota earned a playoff berth.
1/1/17	Chicago	57-51-2 (35-21-0)	In the 1st of three wins to end the 2015 campaign and capture the NFC North the Vikings downed the Bears 38-17 in the 3rd meeting between the franchises at TCF Bank Stadium. In the win, 2nd-year QB Teddy Bridgewater accounted for 5 TDs (4 passing, 1 rushing) in his most productive day as a pro.



2016 TEAM NOTES

2016 CAPTAINS

The Minnesota Vikings named LB **Chad Greenway**, DE **Everson Griffen**, RB **Adrian Peterson**, DE **Brian Robison** and TE **Kyle Rudolph** the team captains for the entire 2016 season. In addition to the season captains another Viking will be selected to join on a game-by-game basis.

Game.....	Weekly Game Captain
at Tennessee (9/11)	WR Adam Thielen
vs. Green Bay (9/18)	CB Marcus Sherels
at Carolina (9/25)	LB Audie Cole
vs. New York Giants (10/3)	DE Justin Trattou
vs. Houston (10/9)	RB Matt Asiata
at Philadelphia (10/23)	LB Emmanuel Lamur
at Chicago (10/31)	TE Rhett Ellison
vs. Detroit (11/6)	S Anthony Harris



2016 ATTENDANCE BY GAME

Game.....	Attendance
at Tennessee (9/11)	63,816
vs. Green Bay (9/18)	66,813 (Vikings home game record)
at Carolina (9/17)	73,813
vs. New York Giants (10/3)	66,690
vs. Houston (10/9)	66,683
at Philadelphia (10/23)	69,596
at Chicago (10/31)	60,422
vs. Detroit (11/6)	66,807

2016 GJALLARHORN SOUNDERS

Game.....	Sounder (Description)
vs. San Diego (8/28)	David Plummer (2016 Olympic medalist and former Gopher swimmer)
vs. Los Angeles (9/1)	Dave Mansell (Mortenson Construction General Superintendent)
vs. Green Bay (9/18)	Bud Grant (Former Vikings Head Coach and Pro Football HOF'er)
vs. New York Giants (10/3)	Randy Moss (Former Vikings WR)
vs. Houston (10/9)	Tommy Kramer (Former Vikings QB)
vs. Detroit (11/6)	Richard Nash (Adjutant General of the Minnesota National Guard)



2016 NEW FACES

FREE AGENTS/TRADES/WAIVERS (5)

Player	Pos.	School
Sam Bradford (T-Phi.)	QB	Oklahoma
Alex Boone (FA-S.F.)	G	Ohio State
Ronnie Hillman (FA-Den.)	RB	San Diego State
Emmanuel Lamur (FA-Cin.)	LB	Kansas State
Jake Long (FA-Atl.)	T	Michigan

DRAFTED ROOKIES BY ROUND (6)

Player	Pos.	School
1) Laquon Treadwell (#23)	WR	Mississippi
2) Mackensie Alexander (#54)	CB	Clemson
4) Willie Beavers (#121)	G	Western Michigan
5) Kentrell Brothers (#160)	LB	Missouri
6) David Morgan (#188)	TE	Texas-San Antonio
7) Jayron Kearsse (#244)	S	Clemson



2016 VIKINGS PRACTICE SQUAD

The following 10 players make up the Vikings practice squad in 2016:

Player	Pos.	School	Exp.
Sterling Bailey	DT	Georgia	R
Moritz Böhringer	WR	N/A (Germany)	R
Isaac Fruechte	WR	Minnesota	1
C.J. Ham	RB	Augustana	R
Sean Hickey	T	Syracuse	1
Toby Johnson	DT	Georgia	1
Tre Roberson	CB	Illinois State	R
Austin Shepherd	T	Alabama	2
Cedric Thompson	S	Minnesota	1
Stephen Weatherly	DE	Vanderbilt	R



2016 VIKINGS SEASON HONOR ROLL

WR Stefon Diggs

NFC Offensive Player of the Week - Week 2, 2016 - vs. GB (9/18)

- Set career highs in receptions (9) and receiving yards (182).
- Hauled in a 25-yard TD reception, his 1st TD of the 2016 season, in the 17-14 win over Green Bay in the inaugural game at U.S. Bank Stadium.



DE Everson Griffen

NFC Defensive Player of the Week - Week 3, 2016 - at CAR (9/25)

- Tied career high with 3.0 sacks on Cam Newton.
- Totaled 4 tackles and 3 TFLs, helping the Minnesota defense hold the league's No. 1 scoring offense to 10 points.



LB Eric Kendricks

NFC Defensive Player of the Week - Week 1, 2016 - at TEN (9/11)

- Returned his 1st career INT 77 yards for a his 1st career TD.
- Had 7 tackles, including 1 TFL, and added 1 PD in the road victory.



VIKINGS NFC PLAYERS OF THE WEEK

Minnesota has 12 current players that have earned 22 NFC Player of the Week honors as members of the Vikings. Below is the list of honorees in the Mike Zimmer era.

Anthony Barr - Defensive Player of the Week at TB (10/26/14)

- Finished with 9 tackles, 1 sack, 3 QB hurries and 1 PD.
- Forced a fumble, recovered it and returned it 27 yards for the game-winning TD in OT.

Stefon Diggs - Offensive Player of the Week vs. GB (9/18/16)

- Set career highs in receptions (9) and receiving yards (182).
- Scored on a 25-yard reception, his 1st TD of the 2016 season and 5th of his career.

Everson Griffen - Defensive Player of the Week at CAR (9/25/16)

- Tied career high with 3.0 sacks on Cam Newton
- Totaled 4 tackles and 3 TFLs, helping the Minnesota defense hold the league's No. 1 scoring offense to 10 points.

Linval Joseph - Defensive Player of the Week vs. STL (11/8/15)

- Joseph was credited with 10 tackles (7 solo), 0.5 sacks, 3 TFLs and 2 pressures in the victory.
- The 10 combined tackles from Joseph was tied for the most by a DT in a game that season.

Eric Kendricks - Defensive Player of the Week at TEN (9/11/16)

- Returned his 1st career INT 77 yards for his 1st career TD.
- Had 7 tackles, including 1 TFL, and added 1 PD in the road victory.

Terence Newman - Defensive Player of the Week at OAK (11/15/15)

- Newman picked off 2 passes, the 6th time in his career that he recorded multiple INTs in a game.
- Had a career-high 5 passes defended and 4 tackles in the road victory.

Marcus Sherels - Special Teams Player of the Week at CHI (11/1/15)

- Returned a punt 65 yards for a touchdown in the 1st quarter to give the Vikings a 7-3 lead against the Bears at Soldier Field.
- He also returned a punt 12 yards to kick-start the Vikings game-winning drive.
- Sherels averaged 25.7 yards on 3 returns and led the Vikings with 2 special teams tackles.

Adam Thielen - Special Teams Player of the Week vs. CAR (11/30/14)

- Blocked a punt in the first quarter of the contest and returned it 30 yards for a touchdown, the Vikings first blocked punt return touchdown since October 12, 1986 (Issiac Holt). Also added 2 special teams tackles.
- The 30-yard return on the blocked punt was the longest in franchise history until Everson Griffen returned a Jasper Brinkley blocked punt 43 yards in the second quarter of the game. The two blocked punt return touchdowns marked the 4th time since the 1970 merger and the 1st time since September 30, 1990 (Kansas City Chiefs) that the feat has occurred.

Blair Walsh - Special Teams Player of the Week vs. NYG (12/27/15)

- Was a perfect 5-for-5 on field goals of 32, 52, 22, 53 and 27 yards. He also made four of the five extra points from this year's new distance of 33 yards.
- Scored 19 points, the most in a game by an NFC player in 2015.

2016 ROSTER NOTES



2016 SCHEDULE STRENGTH

A look at the most difficult schedules in 2016 based on opponents' 2015 record.

Rank Team	Combined W-L	Pct.
T-1. San Francisco 49ers	142-114	.555
T-1. Atlanta Falcons	142-114	.555
3. Los Angeles Rams	141-115	.551
4. New Orleans Saints	140-116	.547
T-5. Seattle Seahawks	139-117	.543
T-5. Tampa Bay Buccaneers	139-117	.543
T-7. Arizona Cardinals	136-120	.531
T-7. New York Jets	136-120	.531
9. New England Patriots	134-122	.523
10. Buffalo Bills	133-123	.520
11. Miami Dolphins	132-124	.516
12. Carolina Panthers	131-125	.512
13. San Diego Chargers	130-126	.508
14. Denver Broncos	129-127	.504
15. Oakland Raiders	128-128	.500
16. Kansas City Chiefs	127-129	.496
17. Washington Redskins	126-130	.492
18. Minnesota Vikings	125-131	.488
T-19. Houston Texans	124-132	.484
T-19. Baltimore Ravens	124-132	.484
21. Cleveland Browns	123-133	.480
22. Indianapolis Colts	122-134	.477
T-23. Pittsburgh Steelers	121-135	.473
T-23. Tennessee Titans	121-135	.473
T-23. Jacksonville Jaguars	121-135	.473
26. Philadelphia Eagles	120-136	.469
T-27. Cincinnati Bengals	119-137	.465
T-27. Detroit Lions	119-137	.465
T-27. Dallas Cowboys	119-137	.465
T-30. Chicago Bears	118-138	.461
T-30. New York Giants	118-138	.461
32. Green Bay Packers	117-139	.457

PRONUNCIATION GUIDE

PLAYER	PRONUNCIATION
Matt Asiata	ah-SEE-ah-ta
Moritz Böhrringer	MO-ritz BO-ringer
Joe Berger	BUR-jur
Audie Cole	ODD-ee
Stefon Diggs	Steff-ON
Brandon Fusco	FUSS-co
Taylor Heinicke	high-na-KEY
Danielle Hunter	duh-KNEEL
Linval Joseph	lin-VALL
Matt Kalil	kuh-LIL
Jayron Kearse	JAY-rahn
Zac Kerin	CARE-in
Emmanuel Lamur	luh-MER
Cordarrelle Patterson	core-DARE-ul
Brian Robison	ROB-ah-sin
Andrew Sendejo	sin-DAY-ho
Shamar Stephen	STEF-an
Marcus Sherels	SHARE-els
Adam Thielen	THEE-lin

COACHES	PRONUNCIATION
Mike Priefer	PREE-fer
Andrew Janocko	juh-NO-coe

ROSTER NOTES

Oldest Viking Player	Terence Newman	38, born 9/7/78
Youngest Viking Player	Laquon Treadwell	21, born 6/14/95
Most Seasons as a Viking	Chad Greenway	11
Most NFL Seasons	Shaun Hill	15
*College with the most Vikings	UCLA	4
*Conference with the most Vikings	SEC	10 players on roster
Largest Viking	Linval Joseph	6-4, 329 lbs
Smallest Viking	Blair Walsh	5-10, 170 lbs
Former 1st-Round Draft Picks	15	Anthony Barr Sam Bradford Teddy Bridgewater Sharrif Floyd Chad Greenway Matt Kalil Jake Long Terence Newman Cordarrelle Patterson Adrian Peterson Xavier Rhodes Andre Smith Harrison Smith Laquon Treadwell Trae Waynes
Pro Bowlers	12	Anthony Barr Teddy Bridgewater Chad Greenway Everson Griffen Matt Kalil Jake Long Terence Newman Cordarrelle Patterson Adrian Peterson Kyle Rudolph Harrison Smith Blair Walsh
Coaches who played in the NFL	3	Hank Fraley Jerry Gray George Stewart

*According to the 53-man roster

VIKINGS TEAM NOTES



2016 BY THE NUMBERS

15

WR **Adam Thielen** has 1 catch of at least 15 yards in every game this season, the only Viking to do so.

11

Defensive starters returning for the Vikings for a unit that ranked 5th in points allowed in 2015.

12

Career interceptions for S **Harrison Smith** since entering the League in 2012. Smith is 1 of 3 players (Luke Kuechly, CAR; Reshad Jones, MIA) in the NFL to have at least 12 INTs and 6.0 sacks since 2012.

23

Receiving yards for Odell Beckham, Jr. against the Vikings defense in Week 4, the lowest total of his career.

24

Career 50+ yard FGs for K **Blair Walsh**, marking a team record and the most in the NFL since he entered the League in 2012. Justin Tucker is 2nd with 22.

47.6

Cam Newton's passer rating against the Vikings in Week 3. It is the 4th-lowest passer rating of Newton's career.

70.5

Opponent's passer rating against the Vikings in 2016, the 3rd lowest mark in the NFL. The Vikings have held teams under a 65.0 rating in 4 of the 8 contests.

70.7

Aaron Rodgers' passer rating against the Vikings in Week 2. It is the lowest passer rating of Rodgers career in his 17 games vs. the Vikings.

89

Punt return yards allowed through the first 7 games by the Vikings punt unit, 7th best in the NFL.

432

WR **Adam Thielen's** receiving yards in 2016 through 8 games, already giving him a new career high. Thielen entered the season with 281 career receiving yards after his 1st 2 seasons.

1,034

Career rushing yards for RB **Jerick McKinnon**. The 3rd year back surpassed 1,000 yards at Philadelphia (10/23).



2016 NFL STANDINGS

AFC East

Team	W	L	T	Pct.	Home	Away	Div.	Conf.	PF	PA	Streak
New England	7	1	0	.875	3-1	4-0	2-1	6-1	217	132	Won 4
Miami	4	4	0	.500	4-1	0-3	2-1	4-3	173	182	Won 3
Buffalo	4	5	0	.444	2-2	2-3	1-3	1-4	237	203	Lost 3
NY Jets	3	6	0	.333	1-2	2-4	1-1	3-4	173	235	Lost 1

AFC North

Team	W	L	T	Pct.	Home	Away	Div.	Conf.	PF	PA	Streak
Pittsburgh	4	4	0	.500	3-1	1-3	1-1	3-3	184	171	Lost 3
Baltimore	4	4	0	.500	2-2	2-2	2-0	4-2	154	153	Won 5
Cincinnati	3	4	1	.438	2-1-1	1-3	1-1	3-3	167	189	Tied 1
Cleveland	0	9	0	.000	0-4	0-5	0-2	0-6	168	273	Lost 9

AFC South

Team	W	L	T	Pct.	Home	Away	Div.	Conf.	PF	PA	Streak
Houston	5	3	0	.625	5-0	0-3	2-0	3-2	137	167	Won 1
Tennessee	4	5	0	.444	2-3	2-2	1-2	3-4	217	226	Lost 1
Indianapolis	4	5	0	.444	2-2	2-3	1-2	2-4	239	256	Won 1
Jacksonville	2	6	0	.250	1-3	1-3	1-1	1-5	153	215	Lost 3

AFC West

Team	W	L	T	Pct.	Home	Away	Div.	Conf.	PF	PA	Streak
Oakland	7	2	0	.778	2-2	5-0	2-1	5-1	245	223	Won 3
Kansas City	6	2	0	.750	4-0	2-2	2-0	5-2	185	151	Won 3
Denver	6	3	0	.667	4-1	2-2	1-2	4-2	214	166	Lost 1
San Diego	4	5	0	.444	3-1	1-4	1-3	3-4	268	247	Won 1

NFC East

Team	W	L	T	Pct.	Home	Away	Div.	Conf.	PF	PA	Streak
Dallas	7	1	0	.875	3-1	4-0	2-1	5-1	223	140	Won 7
NY Giants	5	3	0	.625	3-1	2-2	2-1	4-3	161	164	Won 3
Washington	4	3	1	.563	2-2	2-1-1	2-1	2-2	186	189	Tied 2
Philadelphia	4	4	0	.500	3-0	1-4	0-3	2-4	202	145	Lost 2

NFC North

Team	W	L	T	Pct.	Home	Away	Div.	Conf.	PF	PA	Streak
Minnesota	5	3	0	.625	3-1	2-2	1-2	3-3	155	126	Lost 3
Detroit	5	4	0	.556	3-1	2-3	1-2	4-2	205	206	Won 1
Green Bay	4	4	0	.500	3-2	1-2	2-1	3-3	198	187	Lost 2
Chicago	2	6	0	.250	2-2	0-4	2-1	2-3	131	179	Won 1

NFC South

Team	W	L	T	Pct.	Home	Away	Div.	Conf.	PF	PA	Streak
Atlanta	6	3	0	.667	2-2	4-1	3-1	4-2	305	259	Won 2
New Orleans	4	4	0	.500	2-2	2-2	1-1	3-2	242	238	Won 2
Carolina	3	5	0	.375	2-2	1-3	0-3	3-4	204	206	Won 1
Tampa Bay	3	5	0	.375	0-4	3-1	2-1	3-3	180	232	Lost 2

NFC West

Team	W	L	T	Pct.	Home	Away	Div.	Conf.	PF	PA	Streak
Seattle	5	2	1	.688	4-0	1-2-1	1-1-1	2-2-1	162	134	Won 1
Arizona	3	4	1	.438	2-2-1	1-2	1-1-1	2-2-1	179	140	Lost 2
Los Angeles	3	5	0	.375	1-3	2-2	2-1	3-4	130	167	Lost 4
San Francisco	1	7	0	.125	1-4	0-3	1-2	1-6	167	260	Lost 7



VIKINGS 2016 TEAM NOTES

FIRST ROUND FOCUS

The Vikings feature 15 players on the roster who entered the NFL as 1st-round draft choices, 11 of which were selected by the Vikings.

VIKINGS 1ST-ROUND TALENTS

PLAYER, TEAM	SEASON, SELECTION
Terence Newman, Dallas	2003, #5
Chad Greenway, Minnesota	2006, #17
Adrian Peterson, Minnesota	2007, #7
Jake Long, Miami	2008, #1
Andre Smith, Cincinnati	2009, #6
Sam Bradford, St. Louis	2010, #1
Matt Kalil, Minnesota	2012, #4
Harrison Smith, Minnesota	2012, #29
Sharrif Floyd, Minnesota	2013, #23
Xavier Rhodes, Minnesota	2013, #25
Cordarrelle Patterson, Minnesota	2013, #29
Anthony Barr, Minnesota	2014, #9
Teddy Bridgewater, Minnesota	2014, #32
Trae Waynes, Minnesota	2015, #11
Laqun Treadwell, Minnesota	2016, #23

ALOHA VIKINGS

The Vikings have 12 players who have earned a combined 23 Pro Bowl honors.

PRO BOWL BERTHS AMONG VIKINGS

PLAYER	SEASONS
Adrian Peterson, RB, 7	2007, '08, '09, '10, '12, '13, '15
Chad Greenway, LB, 2	2011, '12
Terence Newman, CB, 2 (Dallas)	2007, '08
Jake Long, T, 4 (Miami)	2008, '09, '10, '11
Matt Kalil, T, 1	2012
Kyle Rudolph, TE, 1	2012
Blair Walsh, K, 1	2012
Cordarrelle Patterson, KR, 1	2013
Everson Griffen, DE, 1	2015
Harrison Smith, S, 1	2015
Anthony Barr, LB, 1	2015
Teddy Bridgewater, QB, 1	2015

HOUSEWARMING PARTY

The Vikings opened U.S. Bank Stadium in style with a nationally-televised NBC Sunday Night Football game vs. border rival Green Bay (9/18). The 17-14 win gave the Vikings a 3-0 mark when opening their home fields, at Met Stadium in 1961 (the opening game of the franchise), the Metrodome in 1982 and now U.S. Bank Stadium. Packers WR Jordy Nelson scored the 1st TD in the new stadium on a 1-yard pass from Aaron Rodgers at 5:04 in the 1st quarter. **Vikings TE Kyle Rudolph scored the 1st Vikings TD in the venue at 10:14 of the 2nd quarter on an 8-yard scoring throw from Sam Bradford.**

VIKINGS OPENING GAMES AT THEIR STADIUMS

GAME	SCORE
Met Stadium, 9/17/61 vs. Chicago (32,236)	W 37-13
HHH Metrodome, 9/12/82 vs. Tampa Bay (58,44)	W 17-10
U.S. Bank Stadium, 9/18/16 vs. Green Bay (68,813)	W 17-14

SUPER MEN

The Vikings have **4 players and 3 coaches** who have been in the Super Bowl, including Head Coach Mike Zimmer, who helped Dallas claim Super Bowl XXX.

VIKINGS WITH SUPER BOWL EXPERIENCE

PARTICIPANT, TEAM	SUPER BOWL
Mike Zimmer, Dallas	XXX vs. Pittsburgh
Hank Fraley, Philadelphia (player)	XXXIX vs. New England
Adam Zimmer, New Orleans	XLIV vs. Indianapolis
Linval Joseph, NY Giants (player)	XLVI vs. New England
Justin Trattou, NY Giants (player)	XLVI vs. New England
Alex Boone, San Francisco (player)	XLVII vs. Baltimore
Ronnie Hillman, Denver (player)	50 vs. Carolina

TEAM RECORDS SINCE 1970 MERGER

The Vikings **402 wins since the 1970 AFL-NFL merger rank 6th in the NFL** over that span and trail only behind Dallas and San Francisco in the NFC. The Vikings have won 17 Division titles since the 1970 season, the 4th-most among NFL teams, and have made 26 playoff appearances, the 3rd-most in the NFL and 2nd in the NFC behind only Dallas.

Wins by NFL teams since the 1970 AFL-NFL merger

Team	Wins
1) Pittsburgh	437
2) Denver	423
3) Dallas	420
4) Miami	418
5) New England	406
6) Minnesota	402
7) San Francisco	401

Playoff berths by NFL teams since the 1970 AFL-NFL merger

Team	Playoffs
1) Pittsburgh	28
2) Dallas	27
3) Minnesota	26
4) San Francisco	24

Division titles by NFL teams since the 1970 AFL-NFL merger

Team	Playoffs
1) Pittsburgh	21
2) San Francisco	19
3) Dallas	18
4t) Minnesota	17
4t) New England	17

HOME FIELD ADVANTAGE

The Vikings began a 2-year stint at TCF Bank Stadium in 2014 hoping to continue the strong home record they have held throughout their history. **The Vikings finished 11-6 (11-5 in 2014-15) in their 17 regular season games at TCF Bank Stadium.** The Vikings have amassed the 3rd-most home wins by an NFL team since the 1970 AFL-NFL merger. The club moved from Metropolitan Stadium following the 1981 season, playing at Mall of America Field at HHH Metrodome starting in 1982. **The Vikings played 260 regular season and playoff games indoors, notching a 168-92 record at the Dome.** In 2010 the team endured the loss of the final 2 home games of the season following the collapse of the Dome roof due to heavy snows and blizzard conditions. The Vikings played "host" to the NY Giants at Detroit's Ford Field and played the regular season home finale at TCF Bank Stadium on the University of Minnesota campus when Chicago visited for a Monday Night Football matchup on 12/20/10. Ironically, the game was 29 years to the day since the last outdoor Vikings game in Minnesota, the finale at Met Stadium on 12/20/81 against Kansas City.

Home records of NFL teams since the 1970 AFL-NFL merger

Team	Wins
Pittsburgh	259-100-1
Denver	253-105-4
Minnesota	241-119-1
Miami	238-121-1
Dallas	234-126
New England	232-127
Green Bay	227-128-6
San Francisco	221-137-3

Vikings best home records- regular season

Team	Record
1989	8-0
1998	8-0
2009	8-0
1969	7-0
1970	7-0
1973	7-0
1975	7-0
2014	9-1 w/playoffs
2015	9-0 w/playoffs
2016	9-0 w/playoffs

VIKINGS 2015 TEAM NOTES



4 QUARTERS OR MORE

The Vikings are 3-1 in OT games under Mike Zimmer and have gone 5-1-1 in the past 6 OT games.

Vikings Recent OT Games

Game	Score
11/6/16 vs. Detroit	16-22 L
11/8/15 vs. St. Louis	21-18 W
12/7/14 vs. NY Jets	30-24 W
10/26/14 at Tampa Bay	19-13 W
12/1/13 vs. Chicago	23-20 W
11/24/13 at Green Bay	26-26 T
9/9/12 vs. Jacksonville	26-23 W

SPECIAL DELIVERY

The Vikings have notched **6 KO Return TDs, 5 PR TDs and 2 TDs on blocked punt returns** during the 6 seasons (2011-16) Mike Priefer has led the Vikings special teams units. The Vikings return and coverage units rank among the NFL leaders in recent seasons. Marcus Sherels extended his own team record with his 5th career PR TD vs. Houston (10/9/16), double the number of the next 2 Vikings punt returners.

2011-16 NFL Special Teams TDs

Team	Special Teams TDs
1t) Minnesota	13- (5 PR, 6 KR, 2 BPR)
1t) Philadelphia	13- (5 PR, 4 KR, 4 BPR)
3) Baltimore	11- (4 PR, 4 KR, 2 BPR, 1 BFG)

2013-16 NFL Punt Return Average

Team	PR Avg
1) Minnesota	11.5
2) Kansas City	11.3

2011-16 NFL Kickoff Return Average

Team	KOR Avg.
1) Baltimore	26.6
2) Minnesota	25.4
3) Kansas City	24.5

2011-16 NFL Kickoff Return Touchdowns

Team	KO Returns/TDs
1) Minnesota	275/6
2t) Baltimore	229/4
2t) Philadelphia	208/4

VIKINGS BLOCK PARTY

The Vikings set a club record with 2 blocked punts for TDs vs. Carolina (11/30/14). Vikings WR **Adam Thielen** blocked the 1st punt of the day and returned it for the TD, becoming only the 4th Viking to do so in team history and the 1st since 1973. In the 2015 season opener at San Francisco (9/14), **Andrew Sendejo** blocked Phil Dawson's 1st FG attempt of the season and **Marcus Sherels** returned it 44 yards, the 2nd-longest in Vikings history.

Longest Blocked FG Return- Vikings

Player, Game	Blocked FG Ret.
Antoine Winfield, at New Orleans, 10/6/08	59t
Marcus Sherels, at San Francisco, 9/14/15	44

Blocked Punts Returned for TDs in a Game- NFL (*- both in a half, both in 1st)

Game	TDs
NY Giants vs. Philadelphia, 10/24/43	2
Miami vs. Baltimore, 11/11/73	2
Detroit vs. Green Bay, 9/21/75	2*
Kansas City vs. Cleveland, 9/30/90	2
Minnesota vs. Carolina, 11/30/14	2*

Longest Blocked Punt Return TDs - Vikings

Player, Game	TD
Everson Griffen, vs. Carolina, 11/30/14	43t
Adam Thielen, vs. Carolina, 11/30/14	30t
Nate Allen, vs. NY Giants, 10/17/76	28t

Most Blocked Punts in a Game - Vikings

Players, Game	Punt Blocks
Adam Thielen, Jasper Brinkley; vs. Carolina, 11/30/14	2
Rick Bell, Randy Holloway; vs. Chicago, 12/11/83	2

SCORING SPREE

Cordarrelle Patterson tied the 3rd-fastest score to open a game in Vikings history with 105 and 109-yard kickoff returns.

Fastest Scores in Vikings History

Player, Game, Play	Elapsed Time
Gerald Hodges, vs. NY Jets (12/7/14), 27t INT Return	0:12
Percy Harvin, at Detroit (9/30/12), 105t KOR	0:12
Cordarrelle Patterson, vs. Green Bay (10/27/13), 109t KOR	0:13
Cordarrelle Patterson, at Chicago (9/15/13), 105t KOR	0:13
Napolean Harris, at Jacksonville (11/23/08), 27t FR	0:13
Travis Taylor, vs. New Orleans (9/25/05), 24t Pass	0:13

THE REAL CORDARRELLE DEAL

Cordarrelle Patterson returned his 4th career KOR TD vs. Seattle (12/6/15), 1 shy of matching the team record and tied the team mark with 2 in a season. **Patterson led the NFL in KO return average at 2015 and in 2013.**

2016 NFL Kickoff Return Leaders

Player, Team	Avg
Devin Hester, Baltimore	28.7 (10/287)
Cordarrelle Patterson, Minnesota	27.7 (12/332)

2013-16 NFL Kickoff Return Touchdowns

Player, Season	TDs
Cordarrelle Patterson, Minnesota	4
Jacoby Jones	2
Knile Davis	2
Josh Huff	2

Longest Kickoff Returns- Vikings

Player, Game	Yards
Cordarrelle Patterson, vs. Green Bay, 10/27/13	109t
Cordarrelle Patterson, at Chicago, 9/15/13	105t
Percy Harvin, at Detroit, 9/30/12	105t
Percy Harvin, at Atlanta, 11/27/11	104
Aundrae Allison, vs. Detroit, 12/2/07	104t
Percy Harvin, at San Diego, 9/11/11	103t
Cordarrelle Patterson, vs. Seattle, 12/6/15	101t
Percy Harvin, vs. San Francisco, 9/27/09	101t
Lance Rentzel, vs. Baltimore, 11/14/65	101t
Eddie Payton, vs. Oakland, 9/14/81	99t
Clinton Jones, vs. NY Giants, 11/5/67	96t
Percy Harvin, vs. Dallas, 10/17/10	95t
Cordarrelle Patterson, at Oakland, 11/15/15	93t
Herschel Walker, vs. Philadelphia, 11/19/89	93t

Vikings Kickoff Return Average- Season

Player, Season	Avg
Cordarrelle Patterson, 2013	32.4 yds
Cordarrelle Patterson, 2015	31.8 yds
Aundrae Allison, 2007	28.7 yds

NFL Kickoff Return Average in a Season since 1970 NFL Merger

Player, Team, Season	Avg
Jim Duncan, Baltimore, 1970	35.4
Ron Brown, LA Rams, 1985	32.8
Cecil Turner, Chicago, 1970	32.7
Cordarrelle Patterson, Minnesota, 2013	32.4

Career KO Return TDs- Vikings

Player	KOR TDs
Percy Harvin	5
Cordarrelle Patterson	4

Single-Season KO Return TDs- Vikings

Player	KOR TDs
Cordarrelle Patterson, 2015	2 (93t, 101t)
Cordarrelle Patterson, 2013	2 (105t, 109t)
Percy Harvin, 2009	2 (101t, 88t)

Career 50+ Yard KO Returns- Vikings

Player	50+ Returns
Cordarrelle Patterson	11
Percy Harvin	9

Single-Season 50+ Yard KO Returns- Vikings

Player	50+ Returns
Cordarrelle Patterson, 2013	5
Cordarrelle Patterson, 2015	4

Longest Plays in NFL History

Player, Game	Play
Cordarrelle Patterson, Minn vs. GB (10/23/07)	109t KOR
Antonio Cromartie, SD at Minn (11/4/07)	109t missed FG return
Jacoby Jones, Balt vs. Dall (10/14/12)	108t KOR
Randall Cobb, GB vs. NO (9/8/11)	108t KOR
Ellis Hobbs, NE at NY Jets (9/9/07)	108t KOR
Devin Hester, Chi at NY Giants (11/12/06)	108t missed FG return
Nathan Vasher, Chi vs. SF (11/13/05)	108t missed FG return



TRADE BRINGS BRADFORD ABOARD

Sam Bradford was acquired on September 3 in a trade with Philadelphia that sent the Vikings 1st-round pick in 2017 and a 4th-round pick in 2018 to the Eagles. The former #1 overall pick in 2010, Bradford joins the Vikings with some key friendships already in place. He was college teammates with Adrian Peterson, played with fellow QB Shaun Hill in St. Louis (2014) and was tutored by Vikings coach Pat Shurmur in both St. Louis (2010) and Philadelphia (2015) when Shurmur was the offensive coordinator for both clubs. Bradford had a career-high 3,725 yards and career-best 65.0 completion % for the Eagles in 2015. In his 70 career starts, Bradford has had a 100-yard rusher in the backfield with him 10 times, he has notched a 6-3-1 record in those games. **Bradford started his 1st game as a Viking in the home opener against Green Bay (9/18), opening U.S. Bank Stadium with a strong performance throwing for 286 yards and 2 TDs in the win. Bradford won his 2nd start as a Viking at defending NFC champion Carolina (9/25), leading a 2nd-half surge that keyed a 22-10 Vikings win. Bradford did not throw an interception and was not sacked vs. NY Giants (10/3) as the club won its 1st game on Monday Night Football since 2009.**

2016 NFL Passer Rating Leaders

Player

Tom Brady, New England.....	133.9
Matt Ryan, Atlanta.....	119.0
Drew Brees, New Orleans.....	106.7
Dak Prescott, Dallas.....	104.2
Matthew Stafford, Detroit.....	101.6
David Carr, Oakland.....	99.1
Sam Bradford, Minnesota.....	99.0

2016 NFL Passing Completion % Leaders (min. 75 attempts)

Player

Tom Brady, New England.....	73.1
Drew Brees, New Orleans.....	69.7
Matt Ryan, Atlanta.....	69.6
Sam Bradford, Minnesota.....	68.3

2016 NFL Fewest Interceptions

Team

New England.....	0/249
Minnesota.....	1/276

2016 NFL Fewest Turnovers

Team

Minnesota.....	1/4/5
New England.....	3/2/5

2015-16 NFL Completion % - Since Week 17 2015 (1/3/16 - present)

Player

Drew Brees.....	70.4
Sam Bradford.....	69.8
Matt Ryan.....	69.3

2015-16 NFL Passer Rating - Since Week 17 2015 (1/3/16 - present)

Player

Matt Ryan.....	117.3
Drew Brees.....	106.5
Dak Prescott.....	104.2
Matthew Stafford.....	103.5
Sam Bradford.....	100.5

Bradford Career-High Passer Rating Games

Game

at Houston, 10/13/13.....	12/16, 117 yds, 3 TD, 0 INT, 134.6
vs. Houston, 10/9/16.....	22/30, 271 yds, 2 TD, 0 INT, 123.1
at Washington, 10/4/15.....	15/28, 270 yds, 3 TD, 0 INT, 122.6
vs. Green Bay, 9/18/16.....	22/31, 286 yds, 2 TD, 0 INT, 121.2

Bradford Career-High Completion % Games

Game

at NY Giants, 1/3/16.....	78.9%; 30-of-38
vs. Detroit, 11/6/16.....	77.5%; 31-of-40

Vikings Top Completion % Seasons

QB, Season

Daunte Culpepper, 2004.....	69.2 (379-548)
Brett Favre, 2009.....	68.4 (363-531)
Sam Bradford, 2016.....	68.3 (166-243)

BRADFORD'S CAREER PASSING

PASSING

Year.....	GP/GS	Att.	Comp.	Pct.	Yards	Yds/Att	TD	INT	LG	Sk/Yds	Rating
2010 (St. L)	16/16	590	354	60.0	3,512	6.0	18	15	49	34/244	76.5
2011 (St. L)	10/10	357	191	53.5	2,164	6.1	6	6	68	36/248	70.5
2012 (St. L)	16/16	551	328	59.5	3,702	6.7	21	13	80t	35/233	82.6
2013 (St. L).....	7/7	262	159	60.7	1,687	6.4	14	4	73	15/97	90.9
2014 (St. L).....	injured reserve										
2015 (Phil).....	14/14	532	346	65.0	3,725	7.0	19	14	78t	28/200	86.4
2016 (MIN).....	7/7	243	166	68.3	1,715	7.0	9	1	46	21/142	99.0
Totals.....	70/70	2,535	1,544	60.9	16,505	6.5	87	53	80t	169/1,164	82.7

Record as Starter (regular/playoffs): 29-40-1; 7-9 in 2010, 1-9 in 2011, 7-8-1 in 2012, 3-4 in 2013, 7/7 in 2015, 4-3 in 2016.

BRADFORD'S TOUCHDOWNS

GAME..... Play

vs. Arizona, 9/12/10.....	1 pass to L. Robinson
at Oakland, 9/19/10.....	7 pass to M. Clayton, 17 pass to M. Clayton
vs. Washington, 9/26/10.....	3 pass to D. Fells
vs. Seattle, 10/3/10.....	15 pass to B. Gibson, 21 pass to K. Darby
vs. San Diego, 10/17/10.....	38 pass to D. Alexander
at Tampa Bay, 10/24/10.....	5 pass to D. Amendola, 2 pass to M. Hoonmanawanui
vs. Carolina, 10/31/10.....	2 pass to D. Amendola, 23 pass to D. Fells
at San Francisco, 11/14/10.....	5 pass to D. Amendola
vs. Atlanta, 11/21/10.....	25 pass to M. Hoonmanawanui, 13 pass to B. Gibson
at Denver, 11/28/10.....	36 pass to M. Hoonmanawanui, 2 pass to B. Bajema
vs. New Orleans, 12/12/10.....	1 run
vs. San Francisco, 12/26/10.....	3 pass to L. Robinson
at NY Giants, 9/19/11.....	19 pass to D. Alexander
vs. Baltimore, 9/25/11.....	34 pass to B. Gibson
vs. Washington, 10/2/11.....	15 pass to S. Jackson
at Cleveland, 11/13/11.....	7 pass to B. Lloyd
vs. Seattle, 11/20/11.....	30 pass to B. Lloyd
vs. Arizona, 11/27/11.....	16 pass to B. Lloyd
at Detroit, 9/9/12.....	23 pass to B. Gibson
vs. Washington, 9/16/12.....	1 pass to D. Amendola, 34 pass to B. Gibson, 1 pass to M. Mulligan
vs. Arizona, 10/4/12.....	7 pass to L. Kendricks, 51 pass to C. Givens
at Miami, 10/14/12.....	1 run
vs. Green Bay, 10/21/12.....	3 pass to A. Pettis
vs. New England, 10/28/12.....	50 pass to C. Givens
at San Francisco, 11/11/12.....	36 pass to B. Quick, 2 pass to A. Pettis
vs. NY Jets, 11/18/12.....	1 pass to B. Gibson, 2 pass to B. Gibson
at Arizona, 11/25/12.....	37 pass to L. Kendricks, 37 pass to C. Givens
at Buffalo, 12/9/12.....	13 pass to B. Gibson
vs. Minnesota, 12/16/12.....	4 pass to B. Quick, 6 pass to D. Amendola, 6 pass to L. Kendricks
at Tampa Bay, 12/23/12.....	80 pass to L. Kendricks, 5 pass to A. Pettis
at Seattle, 12/30/12.....	2 pass to A. Pettis
vs. Arizona, 9/8/13.....	13 pass to J. Cook, 1 pass to J. Cook
at Atlanta, 9/15/13.....	6 pass to T. Austin, 3 pass to A. Pettis, 10 pass to T. Austin
at Dallas, 9/22/13.....	4 pass to A. Pettis
vs. San Francisco, 9/26/13.....	6 pass to L. Kendricks
vs. Jacksonville, 10/6/13.....	16 pass to L. Kendricks, 4 pass to A. Pettis, 31 pass to A. Pettis
at Houston, 10/13/13.....	2 pass to C. Harkey, 2 pass to L. Kendricks, 4 pass to B. Quick
at Carolina, 10/20/13.....	4 pass to Z. Stacy
at Atlanta, 9/14/15.....	5 pass to D. Murray
vs. Dallas, 9/20/15.....	6 pass to J. Matthews
at NY Jets, 9/27/15.....	23 pass to R. Mathews
at Washington, 10/4/15.....	62 pass to R. Cooper, 10 pass to B. Celek, 39 pass to M. Austin
vs. New Orleans, 10/11/15.....	41 pass to J. Huff, 13 pass to B. Celek
vs. NY Giants, 10/19/15.....	32 pass to R. Cooper
at Dallas, 11/8/15.....	41 pass to J. Matthews
vs. Miami, 11/15/15.....	2 pass to J. Huff
at New England, 12/6/15.....	5 pass to Z. Ertz, 10 pass to J. Matthews
vs. Buffalo, 12/13/15.....	53 pass to N. Agholor
vs. Arizona, 12/20/15.....	22 pass to Z. Ertz
vs. Washington, 12/26/15.....	8 pass to J. Matthews
at NY Giants, 1/3/16.....	4 pass to J. Matthews, 3 pass to J. Matthews
vs. Green Bay, 9/18/16.....	8 pass to K. Rudolph, 25 pass to S. Diggs
at Carolina, 9/25/16.....	15 pass to K. Rudolph
vs. NY Giants, 10/3/16.....	7 pass to K. Rudolph
vs. Houston, 10/9/16.....	36 pass to A. Thielen, 9 pass to C. Patterson
at Philadelphia, 10/23/16.....	14 pass to C. Patterson
at Chicago, 10/31/16.....	25 pass to S. Diggs
vs. Detroit, 11/6/16.....	1 pass to K. Rudolph
Total.....	89 (87 passing, 2 rushing)

TAKING CARE OF THE BALL

The Vikings 5-3 start has been helped by a +12 turnover ratio and the Vikings offense only turning the ball over 4 times, the 5th coming on a defensive play.

NFL Turnover Ratio

Team

Kansas City.....	+13 (20 takeaways, 7 turnovers)
Minnesota.....	+12 (17 takeaways, 5 turnovers)



DIGG THIS

Vikings rookie WR **Stefon Diggs** notched his 1st career 100-yard receiving game in his 1st career start and his 2nd career game played. Diggs' 129-yard outing vs. Kansas City (10/18/15) is the 5th-best among NFL rookies in 2015.

Diggs became the 1st Vikings rookie to lead the team in receptions (52) in the 55-season history of the Vikings franchise. Diggs notched his 4th career 100-yard game in the in the Vikings home opener vs. Green Bay (9/18). The Vikings are 4-0 when Diggs goes for 100 yards.

2016 NFL Receiving Yards in a Game

Player, Game	Yards
Julio Jones, Atlanta vs. Carolina (10/2).....	300
Odell Beckham Jr., NY Giants vs. Baltimore (10/16)	222
Marvin Jones, Detroit at Green Bay (9/25).....	205
Stefon Diggs, Minnesota vs. Green Bay (9/18)	182
Greg Olsen, Carolina vs. Tampa Bay (10/10).....	181

2016 NFL Receptions in a Game

Player, Game	Catches
Stefon Diggs, Minnesota vs. Detroit (11/6/16)	13
Davante Adams, Green Bay vs. Chicago (10/20/16).....	13

Vikings All-Time Receptions in a Game

Player, Game	Catches
Rickey Young, at New England, 12/16/79	15
Cris Carter, at Arizona, 10/2/94.....	14
Stefon Diggs, Minnesota vs. Detroit (11/6/16)	13

Vikings All-Time Receptions Per Game - Season

Player, Season	Rec/Game
Cris Carter, 1995	7.6 (122/16)
Cris Carter, 1994	7.6 (122/16)
Stefon Diggs, 2016	6.9 (48/7)
Randy Moss, 2003.....	6.9 (111/16)
Percy Harvin, 2012	6.9 (62/9)

Diggs' Career 100-Yard Games

Game	Rec/Yds/TD
vs. Kansas City, 10/18/15, W 16-10	7/129/0
at Detroit, 10/25/15, W 28-19.....	6/108/1
at Tennessee, 9/11/16, W 25-16.....	7/103/0
vs. Green Bay, 9/18/16, W 17-14	9/182/1

Diggs' Best Receiving Games - 2016

Game	Rec/Yds/TD
vs. Green Bay, 9/18/16	9/182/1
vs. Detroit, 11/6/16	13/80/0
at Chicago, 10/31/16	8/76/1

Vikings 100-Yard Games in Opening 2 Seasons

Player, Seasons	100+ Games
Randy Moss, 1998-99.....	11
John Gilliam, 1972-73	9
Cris Carter, 1990-91.....	6
Anthony Carter, 1985-86.....	6
Stefon Diggs, 2015-16	4
Sammy White, 1976-77.....	4
Ahmad Rashad, 1976-77.....	4
Nate Burleson, 2003-04.....	4
Bernard Berrian, 2008-09.....	4
Percy Harvin, 2009-10.....	4

Vikings Single-Game Receiving Yards

Player, Game	Yards
Sammy White, vs. Detroit, 11/7/76.....	210
Randy Moss, at Chicago, 11/14/99.....	204
Paul Flatley, at San Francisco, 10/24/65.....	202
Sidney Rice, vs. Detroit, 11/15/09.....	201
Randy Moss, at Green Bay, 10/5/98.....	190
Anthony Carter, vs. Detroit, 11/6/88.....	188
Antony Carter, at Dallas, 11/26/87.....	184
Stefon Diggs, vs. Green Bay, 9/18/16	182

Vikings Rookie Receptions in a Season

Player, Season	Receptions
Randy Moss, 1998.....	69
Percy Harvin, 2009	60
Stefon Diggs, 2015	52

HILL AT THE HELM

Shaun Hill enters his 15th NFL season in 2016, joining Vikings CB Terence Newman as the most veteran players on the roster. Hill originally entered the NFL as a rookie free agent in 2002 with the Vikings, serving as a backup QB from 2002-05. Hill signed with San Francisco as a free agent where he spent 2006-09, getting his first experience working with offensive coordinator Norv Turner and getting his first career starts, opening 16 games over 3 seasons for the Niners and posting a 10-6 record. Hill went on to start a career-high 10 games for Detroit in 2010 and played for the Lions from 2010-13. He spent 2014 with St. Louis where he started 8 games before returning to Minnesota for the 2015 season. **Hill won his 1st start as a Viking in the 2016 opener at Tennessee. Hill's smart play is one of the key reasons the Vikings joined only Oakland and Dallas in Week 1 as teams without a sack or turnover.**

HILL'S CAREER PASSING

PASSING

Year.....	GP/GS	Att.	Comp.	Pct.	Yards	Yds/Att	TD	INT	LG	Sk/Yds	Rating
2005 (Min).....	1/0	0	0	0.0	0	0.0	0	0	0	0/0	0.0
2007 (SF).....	3/2	79	54	68.4	501	6.3	5	1	26	6/31	101.1
2008 (SF).....	9/8	288	181	62.8	2,046	7.1	13	8	48t	23/148	87.5
2009 (SF).....	6/6	155	87	56.1	843	6.1	5	2	61	18/107	79.6
2010 (Det).....	11/10	416	257	61.8	2,686	6.5	16	12	75t	17/113	81.3
2011 (Det).....	2/0	3	2	66.7	33	11.0	0	0	28	0/0	103.5
2012 (Det).....	1/0	13	10	76.9	172	13.2	2	0	46t	0/0	157.9
2013 (Det).....	1/0	0	0	0.0	0	0.0	0	0	0	0/0	0.0
2014 (StL).....	9/8	229	145	63.3	1,657	7.2	8	7	63t	18/116	83.9
2015 (Min).....	3/0	7	2	28.6	15	2.1	0	0	9	1/11	39.6
2016 (Min).....	1/1	33	18	54.5	236	7.1	0	0	33	0/0	77.3
Totals.....	47/35	1,223	756	61.8	8,289	6.8	49	30	75t	83/526	85.0

Record as Starter (regular/playoffs): 17-18; 2-0 in 2007, 5-3 in 2008, 3-3 in 2009, 3-7 in 2010, 3-5 in 2014, 1-0 in 2016

RUSHING

Year.....	Att.	Yards	Avg.	LG	TD
2005 (Min).....	2	-2	-1.0	-1	0
2007 (SF).....	12	14	1.2	12	1
2008 (SF).....	24	115	4.8	24	2
2009 (SF).....	8	70	8.8	22	0
2010 (Det).....	22	123	5.6	40	0
2011 (Det).....	1	-1	-1.0	-1	0
2012 (Det).....	1	-1	-1.0	-1	0
2013 (Det).....	2	-2	-1.0	-1	0
2014 (St. L).....	10	10	1.0	9	1
2015 (Min).....	4	-5	-1.3	-1	0
2016 (Min).....	2	8	4.0	9	0
Totals.....	88	329	3.7	40	4

HILL'S TOUCHDOWNS

GAME	PLAY
vs. Minnesota, 12/9/07	5 pass to A. Battle
vs. Cincinnati, 12/15/07.....	17 pass to V. Davis, 3 run
vs. Tampa Bay, 12/23/07.....	21 pass to D. Jackson, 5 pass to V. Davis, 23 pass to Gore
vs. Seattle, 10/26/08	2 pass to J. Hill
at Arizona, 11/10/08.....	31 pass to J. Morgan, 18 pass to V. Davis
vs. St. Louis, 11/16/08	2 pass to V. Davis, 2 pass to B. Johnson, 1 run
at Dallas, 11/23/08	18 pass to I. Bruce, 9 pass to D. Foster
at Buffalo, 11/30/08.....	12 pass to I. Bruce
vs. New York Jets, 12/7/08.....	4 pass to F. Gore, 3 pass to B. Johnson
at St. Louis, 12/21/08.....	3 pass to I. Bruce, 48 pass to J. Morgan
vs. Washington, 12/28/08.....	2 run, 9 pass to J. Hill
at Arizona, 9/13/09.....	3 pass to F. Gore
at Minnesota, 9/27/09.....	5 pass to V. Davis, 20 pass to V. Davis
vs. St. Louis, 10/4/09.....	13 pass to V. Davis, 24 pass to J. Morgan
vs. Philadelphia, 9/19/10.....	75 pass to J. Best, 19 pass to C. Johnson
at Minnesota, 9/26/10.....	5 pass to T. Scheffler
at Green Bay, 10/3/10.....	23 pass to C. Johnson, 21 pass to C. Johnson
vs. St. Louis, 10/10/10.....	1 pass to C. Johnson, 3 pass to B. Pettigrew, 26 pass to N. Burleson
at New York Giants, 10/17/10.....	14 pass to N. Burleson
at Buffalo, 11/14/10.....	20 pass to C. Johnson
at Dallas, 11/21/10.....	9 pass to N. Burleson, 14 pass to C. Johnson
vs. New England, 11/25/10.....	19 pass to C. Johnson
at Miami, 12/26/10.....	20 pass to B. Pettigrew, 53 pass to J. Best
vs. Minnesota, 1/2/11.....	7 pass to N. Burleson
at Tennessee, 9/23/12.....	3 pass to C. Johnson, 46 pass to T. Young
vs. Denver, 11/16/14.....	63 pass to K. Britt
at San Diego, 11/23/14.....	7 pass to S. Bailey
vs. Oakland, 11/30/14.....	35 pass to T. Mason, 4 pass to C. Harkley, 2 run
at Washington, 12/7/14.....	35 pass to J. Cook, 1 pass to J. Cook
vs. New York Giants, 12/21/14.....	23 pass to L. Kendrick, 47 pass to C. Givens
TOTAL	53 (49 passing, 4 rushing)



RUDOLPH THE RED ZONE REINDEER

Kyle Rudolph is averaging a TD every 8.2 catches for his career (214 rec/26 TDs). Rudolph became the 6th Vikings TE to break the 100-yard mark receiving in a game and his 106 yards vs. Green Bay rank 6th by a Vikings TE. The 2012 Pro Bowl MVP is set to break the Vikings career TD receptions by a TE mark of 28 by Steve Jordan. Rudolph scored the 1st Vikings TD in U.S. Bank Stadium during the home opener against Green Bay (9/18), catching an 8-yard TD pass from Sam Bradford.

2016 NFL 3rd-Down Receiving Leaders

Player	3rd-Down Rec.
Amari Cooper, Oakland, WR.....	18
Cole Beasley, Dallas, WR.....	17
Jordan Reed, Washington, TE.....	17
Kyle Rudolph, Minnesota, TE.....	16
Mike Evans, Tampa Bay, WR.....	16
Duke Johnson, Cleveland, RB.....	16

2016 NFL Receptions for 1st Downs by TEs

Player	Rec for 1st Down
Greg Olsen, Carolina, TE.....	33
Travis Kelce, Kansas City, TE.....	26
Jordan Reed, Washington, TE.....	24
Kyle Rudolph, Minnesota, TE.....	23
Zach Miller, Chicago, TE.....	23
Gary Barnidge, Cleveland.....	23

Vikings Career TD Receptions by TEs

Player, Career Games	TDs
Steve Jordan, 178.....	28
Kyle Rudolph, 72.....	26

Vikings Single-Season TD Receptions by TEs

Player	TDs
Visanthe Shiancoe, 2009.....	11
Kyle Rudolph, 2012.....	9

Vikings Single-Game Receiving Yards by TEs

Player, Game	Yards
Steve Jordan, at Washington, 11/2/86.....	179
Visanthe Shiancoe, vs. Atlanta, 12/21/08.....	136
Gordon Smith, at San Francisco, 11/26/61.....	123
Joe Senser, vs. NY Jets, 12/26/82.....	115
Steve Jordan, vs. Green Bay, 9/28/86.....	112
Kyle Rudolph, vs. Green Bay, 11/22/15.....	106

Vikings Career Receptions by TEs

Player	Receptions
Steve Jordan.....	498
Kyle Rudolph.....	214

Vikings Career Yards by TEs

Player	Yards
Steve Jordan.....	6,307
Visanthe Shiancoe.....	2,424
Kyle Rudolph.....	2,104

O-LINE OVERHAUL

The Vikings offensive line went through an overhaul with only C Joe Berger returning to start at the same spot as they did during 2015. Brandon Fusco moved from LG to RG to make way for free agent pickup LG Alex Boone, T.J. Clemmings moved into LT following Matt Kalil's injury then back to RT when free agent Jake Long stepped into the lineup at LT. Veteran line coach Tony Sparano was hired to tutor the unit for 2016. During the bye week the club signed former 2008 #1 overall draft pick OT Jake Long. **The Vikings have started 5 different o-line combos in the opening 8 games of the season.**

2016 Vikings Offensive Line Starters

LT Jake Long.....	1st round, 2008 (Miami), #1 overall
LG Alex Boone.....	undrafted, 2009 (San Francisco)
C Joe Berger.....	6th Round, 2005, #183 overall (Carolina)
RG Brandon Fusco.....	6th Round, 2011, #172 overall
RT T.J. Clemmings.....	4th round, 2015, #110 overall

A SPECIAL KIND OF THIELEN

WR **Adam Thielen**, a native of Detroit Lakes, MN and product of Minnesota State University (formerly Mankato State), has been making the most of his opportunities since he was signed as a rookie free agent following the rookie tryout camp and eventually landed a spot on the 2013 Vikings practice squad where he stayed all season. He earned his 1st career start in 2014 at New Orleans and led the team in catches in 2014 at Green Bay. For his performance against Carolina in 2014, Thielen was recognized as the **NFC Special Teams Player of the Week**. In the 2014 finale vs. Chicago, Thielen notched his 1st career receiving TD on a 44-yard strike from Teddy Bridgewater.

Thielen's Touchdowns

Game	Play
vs. Carolina, 11/30/14.....	30t blocked punt return
vs. Chicago, 12/28/15.....	44t pass from T. Bridgewater
vs. Houston, 10/9/16.....	36t pass from S. Bradford

Vikings Blocked Punt and Return TD on Same Play

Player, Game	Play
Adam Thielen, vs. Carolina, 11/30/14.....	30t return
Wally Hilgenberg, vs. Detroit, 11/11/73.....	2t return
Mike Reilly, vs. Chicago, 10/12/69.....	0t return
Jim Hargrove, vs. Pittsburgh, 11/26/67.....	0t return

Vikings Longest Fake Punts (* punter, others were up-backs)

Player, Game	Play
Andrew Sendejo, at Chicago, 11/16/14.....	48 run
*Bobby Walden, vs. San Francisco, 10/30/66.....	45 run
Adam Thielen, at Green Bay, 1/3/16.....	41 run

Rushing Yards in a Game by Vikings WRs

Player, Game	Yards
Cordarrelle Patterson, at St. Louis, 9/7/14.....	102
Adam Thielen, at Green Bay, 1/3/16.....	67
Percy Harvin, at Kansas City, 10/2/11.....	67

R U D-2?

Vikings players who attended Division II institutions.

Player, School	CAREER GP/GS
Adam Thielen, WR, Minnesota State, Mankato.....	40/8
Joe Berger, C, Michigan Tech.....	123/62
Brandon Fusco, G, Slippery Rock.....	61/58
Charles Johnson, WR, Grand Valley State.....	30/13
Edmond Robinson, LB, Newberry.....	15/2

PATTERSON PILES UP YARDS

Cordarrelle Patterson had one of the best rookie seasons in Vikings history and started his 2014 campaign with a bang, rushing for 102 yards in the opener at St. Louis, setting a Vikings record for yards in a game and for longest rush by a WR with his 67-yard TD jaunt.

Rushing Yards in a Game by NFL WRs - Since 1970 Merger

Player, Game	Yards
Cordarrelle Patterson, Minnesota at St. Louis, 9/7/14.....	102
Brad Smith, NY Jets vs. Cincinnati, 1/3/10.....	92
Joey Galloway, Seattle vs. Jacksonville, 11/12/95.....	86

Longest Rushes by Vikings WRs

Player, Game	Yards
Cordarrelle Patterson, at St. Louis, 9/7/14.....	67t
Bob Grim, at NY Giants, 10/31/71.....	54
Cordarrelle Patterson, vs. Detroit, 12/29/13.....	50t

Rushing Yards in a Game by Vikings WRs

Player, Game	Yards
Cordarrelle Patterson, at St. Louis, 9/7/14.....	102
Percy Harvin, at Kansas City, 10/2/11.....	67
Adam Thielen, at Green Bay, 1/3/16.....	67

Rushing Yards in a Career by Vikings WRs

Player	Yards
Percy Harvin.....	683
Cordarrelle Patterson.....	305
Anthony Carter.....	290



REACHING 100

Adrian Peterson holds the Vikings career record with **49 regular season games (50 with playoffs)** of 100+ yards rushing:

Peterson's Regular Season 100-Yard Rushing Performances (Yds/Att/TD)

vs. Atlanta, 9/9/07.....	103/19/0
at Kansas City, 9/23/07.....	102/25/1
vs. Green Bay, 9/30/07.....	112/12/0
at Chicago, 10/14/07.....	224/20/3
vs. San Diego, 11/4/07*.....	296/30/3
vs. Detroit, 12/2/07.....	116/15/2
at Green Bay, 9/8/08.....	103/19/1
vs. Indianapolis, 9/14/08.....	160/29/0
vs. Detroit, 10/12/08.....	111/25/0
at Chicago, 10/19/08.....	121/22/2
vs. Houston, 11/2/08.....	139/25/1
vs. Green Bay, 11/9/08.....	192/30/1
vs. Chicago, 11/30/08.....	131/28/1
at Detroit, 12/7/08.....	105/22/0
at Arizona, 12/14/08.....	165/28/0
vs. N.Y. Giants, 12/28/08.....	122/21/1
at Cleveland, 9/13/09.....	180/25/3
vs. Baltimore, 10/18/09.....	143/22/0
vs. Detroit, 11/15/09.....	133/18/2
at New Orleans, 1/24/10#.....	122/25/3
vs. Miami, 9/19/10.....	145/28/1
vs. Detroit, 9/26/10.....	160/23/2
at Green Bay, 10/24/10.....	131/28/1
vs. Buffalo, 12/5/10.....	107/16/3
at Philadelphia, 12/28/10.....	118/22/1
vs. Tampa Bay, 9/18/11.....	120/25/2
vs. Arizona, 10/9/11.....	122/29/3
vs. Green Bay, 10/23/11.....	175/24/1
at Detroit, 9/30/12.....	102/21/0
vs. Arizona, 10/21/12.....	153/23/1
vs. Tampa Bay, 10/25/12.....	123/15/1
at Seattle, 11/4/12.....	182/17/2
vs. Detroit, 11/11/12.....	171/27/1
at Chicago, 11/25/12.....	108/18/0
at Green Bay, 12/2/12.....	210/21/1
vs. Chicago, 12/9/12.....	154/31/2
at St. Louis, 12/16/12.....	212/24/1
vs. Green Bay, 12/30/12.....	199/34/1
at Chicago, 9/15/13.....	100/26/0
vs. Pittsburgh, 9/29/13^.....	140/23/2
at Dallas, 10/3/13.....	140/25/1
at Green Bay, 11/24/13.....	146/32/1
vs. Chicago, 12/1/13.....	211/35/0
vs. Detroit, 9/20/15.....	134/29/0
vs. San Diego, 9/27/15.....	126/20/2
at Chicago, 11/1/15.....	103/20/0
vs. St. Louis, 11/8/15.....	125/29/1
at Oakland, 11/15/15.....	203/26/1
at Atlanta, 11/29/15.....	158/29/2
vs. NY Giants, 12/27/15.....	104/22/1

* NFL Record, # Playoffs, ^ International Series

PETERSON'S CAREER TDS

Game, Date	* Playoffs	at International Series	Game at London	Play
vs. Atlanta, 9/9/07.....				60 pass from T. Jackson
at Kansas City, 9/23/07.....				11 run
at Chicago, 10/14/07 (3).....				67 run, 73 run, 35 run
at Dallas, 10/21/07.....				20 run
vs. San Diego, 11/4/07 (3).....				1 run, 64 run, 46 run
vs. Detroit, 12/2/07 (2).....				16 run, 13 run
vs. Chicago, 12/17/07 (2).....				1 run, 8 run
at Green Bay, 9/8/08.....				3 run
at Tennessee, 9/28/08 (2).....				28 run, 3 run
at Chicago, 10/19/08 (2).....				1 run, 54 run
vs. Houston, 11/2/08.....				1 run
vs. Green Bay, 11/9/08.....				29 run
at Jacksonville, 11/23/08.....				16 run
vs. Chicago, 11/30/08.....				1 run
vs. N.Y. Giants, 12/30/08.....				67 run
vs. Philadelphia, 1/4/09 * (2).....				40 run, 3 run
at Cleveland, 9/13/09 (3).....				1 run, 1 run, 64 run
at Detroit, 9/20/09.....				27 run
vs. Green Bay, 10/5/09.....				1 run
at St. Louis, 10/11/09 (2).....				5 run, 7 run
at Pittsburgh, 10/25/09.....				2 run
at Green Bay, 11/1/09.....				1 run
vs. Detroit, 11/15/09 (2).....				22 run, 1 run
vs. Chicago, 11/29/09.....				5 run
vs. Cincinnati, 12/13/09 (2).....				1 run, 3 run
at Carolina, 12/20/09.....				4 run
at Chicago, 12/28/09 (2).....				1 run, 1 run
vs. N.Y. Giants, 1/3/10.....				1 run
at New Orleans, 1/24/10 * (3).....				19 run, 1 run, 2 run
vs. Miami, 9/19/10.....				1 run
vs. Detroit, 9/26/10 (2).....				6 run, 80 run
vs. Dallas, 10/17/10.....				1 run
at Green Bay, 10/24/10.....				1 run
at New England, 10/31/10.....				1 run
vs. Arizona, 11/7/10 (2).....				12 pass from Favre, 4 run
at Washington, 11/28/10.....				5 run
vs. Buffalo, 12/5/10 (3).....				2 run, 3 run, 43 run
at Philadelphia, 12/28/10.....				1 run
vs. Tampa Bay, 9/18/11 (2).....				1 run, 9 run
vs. Detroit, 9/25/11.....				6 run
vs. Arizona, 10/9/11 (3).....				4 run, 24 run, 14 run
at Chicago, 10/16/11.....				4 run
vs. Green Bay, 10/23/11.....				1 run
at Carolina, 10/30/11 (2).....				19 pass from Ponder, 9 run
at Green Bay, 11/14/11.....				3 run
vs. Oakland, 11/20/11.....				12 run
at Washington, 12/24/11.....				1 run
vs. Jacksonville, 9/9/12 (2).....				3 run, 2 run
vs. Arizona, 10/21/12.....				13 run
vs. Tampa Bay, 10/25/12.....				64 run
at Seattle, 11/4/12 (2).....				1 run, 4 run
vs. Detroit, 11/11/12.....				61 run
at Green Bay, 12/2/12.....				82 run
vs. Chicago, 12/9/12 (2).....				1 run, 1 run
at St. Louis, 12/16/12.....				82 run
vs. Green Bay, 12/30/12 (2).....				7 run, 2 pass from Ponder
at Detroit, 9/8/13 (3).....				78 run, 4 run, 4 pass from Ponder
vs. Cleveland, 9/22/13.....				2 run
vs. Pittsburgh, 9/29/13 (2) at.....				60 run, 7 run
vs. Green Bay, 10/27/13.....				8 run
at Dallas, 11/3/13.....				11 run
vs. Washington, 11/7/13 (2).....				18 run, 1 run
at Green Bay, 11/24/13.....				1 run
vs. San Diego, 9/27/15 (2).....				2 run, 43 run
at Denver, 10/4/15.....				48 run
vs. St. Louis, 11/8/15.....				6 run
at Oakland, 11/15/15.....				80 run
vs. Green Bay, 11/22/15.....				6 run
at Atlanta, 11/29/15.....				1 run, 35 run
at Arizona, 12/10/15.....				9 run
vs. NY Giants, 12/27/15.....				2 run
at Green Bay, 1/3/16.....				3 run

Totals 107 (102 regular season; 97 rushing, 5 receiving)

SINGLE-GAME RUSHING HIGHS

Peterson owns 10 of the top 11 Vikings single-game rushing totals.

Most Single-Game Rushing Yards - Vikings

Yards	Player, Game
1) 296 *	Adrian Peterson, vs. San Diego, 11/4/07
2) 224.....	Adrian Peterson, at Chicago, 10/14/07
3) 212.....	Adrian Peterson, at St. Louis, 12/16/12
4) 211.....	Adrian Peterson, vs. Chicago, 12/1/13
5) 210.....	Adrian Peterson, at Green Bay, 12/2/12
6) 203.....	Adrian Peterson, at Oakland, 11/15/15
7) 200.....	Chuck Foreman, at Philadelphia, 10/24/76
8) 199.....	Adrian Peterson, vs. Green Bay, 12/30/12
9) 192.....	Adrian Peterson, vs. Green Bay, 11/9/08
10) 182.....	Adrian Peterson, at Seattle, 11/4/12
11) 180.....	Adrian Peterson, at Cleveland, 9/13/09

*NFL Record



OFFENSE NOTES

RUSHING TO THE TOP

Since entering the league in 2007, Peterson has rushed for 11,725 yards and 97 TDs. Peterson is the 3rd-fastest in NFL history to break the 11,000-yard mark.

NFL Rushing Yards - current players

Player	Rushing Yards
1) Frank Gore, SF/IND	12,632
2) Adrian Peterson, MIN	11,725

NFL Rushing Touchdowns - current players

Player	Touchdowns
1) Adrian Peterson, MIN	97
2) Frank Gore, SF/IND	74

Career Rushing Leaders - Vikings

Player	Att.	Yds.	Avg.	TD
1) Adrian Peterson, 2007-present	2,412	11,725	4.9	97
2) Robert Smith, 1993-00	1,411	6,818	4.8	32

Career Receptions by Vikings RBs

Player	Rec.
1) Ted Brown	339
2) Chuck Foreman	336
3) Rickey Young	292
4) Bill Brown	284
5) Darrin Nelson	251
6) Adrian Peterson	240

GLASS HALF FULL

Peterson has rushed for 100 yards or more in a half 18 times in his career, 10 times in the 1st half, 8 in the 2nd half- most recently 110 yards in the 2nd half at Atlanta (11/29/15).

100 Yards Rushing In A Half - Vikings

Player	Games
1) Adrian Peterson, 2007-present	18 (10 in 1st)
2) Robert Smith, 1993-00	2

Vikings Rushing Yards in a Half

Player	Yards	Half
Adrian Peterson vs. San Diego (11/4/07)	253	2nd half
Adrian Peterson at Cleveland (9/13/09)	155	2nd half
Adrian Peterson at Oakland (11/15/15)	154	2nd half
Chuck Foreman at Philadelphia (10/24/76)	145	2nd half
Adrian Peterson at Seattle (11/4/12)	144	1st half
Adrian Peterson vs. Chicago (12/1/13)	139	2nd half
Adrian Peterson at Green Bay (12/2/12)	126	1st half
Adrian Peterson vs. Chicago (12/9/12)	125	1st half
Robert Smith at St. Louis (9/13/98)	121	1st half
Adrian Peterson at St. Louis (12/16/12)	119	1st half
Adrian Peterson at Chicago (10/14/07)	119	2nd half
Adrian Peterson vs. Indianapolis (9/14/08)	118	1st half

ABOVE THE AVERAGE

Adrian Peterson has moved among the NFL's all-time greats in rushing average in his career.

NFL Single-Season Rushing Average Leaders - minimum 200 attempts

Player	Avg.
Jim Brown, 1963 (291 att / 1,863 yds)	6.4
Jamaal Charles, 2010 (230 att / 1,467 yds)	6.4
Barry Sanders, 1997 (334 att / 2,053 yds)	6.1
Adrian Peterson, 2012 (348 att / 2,097 yds)	6.0
O.J. Simpson, 1973 (332 att / 2,003 yds)	6.0

RUSHING RACE

Adrian Peterson led the NFL in rushing in 2015 with 1,485 yards. Peterson is the only Vikings RB to lead the NFL in rushing, achieving the feat 3 times in his career, also in 2008 (1,760 yards) and in 2012 (2,097 yards) when he was named NFL MVP.

Adrian Peterson in the NFL Rushing Rankings

Season	Yards/Rank
2007	1,342/#2
2008	1,760/#1
2009	1,383/#5
2010	1,298/#6
2011	970/#18
2012	2,097/#1
2013	1,266/#5
2015	1,485/#1

200 HUNDY RUNNING

Peterson broke the 200-yard plateau for the 6th time in his career at Oakland to tie an NFL record held by O.J. Simpson. Peterson broke the 10,000-yard barrier with a 200-yard rushing game (211 vs. Chicago on 12/1/13) and also broke the 11,000-yard plateau with a 200-yard effort at Oakland (11/15/15).

Career Games with 200+ Rushing Yards

Player, Years	200+ Games
1t) Adrian Peterson	6
1t) O.J. Simpson	6
3t) Tiki Barber	5
3t) LaDainian Tomlinson	5

NFL Career Rushing TDs

Player	TDs
1) Emmitt Smith	164
2) LaDainian Tomlinson	145
3) Marcus Allen	123
4) Walter Payton	110
5) Jim Brown	106
6) John Riggins	104
7t) Marshall Faulk	100
7t) Shaun Alexander	100
9) Barry Sanders	99
10) Adrian Peterson	97
11t) Franco Harris	91
11t) Jerome Bettis	91

NFL Career TDs (*active)

Player	TDs (Rush/Rec/Ret)
1) Jerry Rice	208 (10/197/1)
2) Emmitt Smith	175 (164/11/0)
3) LaDainian Tomlinson	162 (145/17/0)
4) Randy Moss	157 (0/156/1)
5) Terrell Owens	156 (3/153/0)
6) Marcus Allen	145 (123/21/0)
7) Marshall Faulk	136 (100/36/0)
8) Cris Carter	131 (0/130/1)
9) Marvin Harrison	128 (0/128/0)
10) Jim Brown	126 (106/20/0)
11) Walter Payton	125 (110/15/0)
12) John Riggins	116 (104/12/0)
13) Lenny Moore	113 (63/48/2)
14) Shaun Alexander	112 (100/12/0)
15) Tony Gonzalez	111 (0/111/0)
16) Barry Sanders	109 (99/10/0)
17) Antonio Gates*	108 (0/108/0)
18t) Tim Brown	105 (1/100/4)
18t) Don Hutson	105 (3/99/3)
20) Larry Fitzgerald*	103 (0/103/0)
21) Adrian Peterson*	102 (97/5)
22) Steve Largent	101 (1/100/0)
23t) Franco Harris	100 (91/9/0)
23t) Curtis Martin	100 (90/10/0)
25) Eric Dickerson	96 (90/6/0)



OFFENSE NOTES

ADRIAN PETERSON'S LONG RUNS

Peterson owns 4 of the 8 longest runs in Vikings history and is the only Viking with a pair of 80-yard runs in a single season.

NFL Career Runs of 70+ Yards

Player	70+ Runs
1t) Adrian Peterson	8
1t) Fred Taylor	7
1t) Chris Johnson	7
1t) Barry Sanders	7

Vikings Career 50+ Yard Plays

Player	50+ Plays
1) Adrian Peterson	27 (23 runs, 2 catches, 2 KOR)
2) Randy Moss	26 (25 catches, 1 PR)

Longest Runs in Vikings History

Player, Game	Run
1) Chester Taylor, at Seattle, 10/22/06	95t
2) Michael Bennett, at Tampa Bay, 11/3/02	85t
3) Chester Taylor, at San Francisco, 12/9/07	84t
4t) Adrian Peterson, at Green Bay, 12/2/12	82t
4t) Adrian Peterson, at St. Louis, 12/16/12	82t
6t) Adrian Peterson, at Oakland, 11/15/15	80t
6t) Adrian Peterson, vs. Detroit, 9/26/10	80t
6t) Clinton Jones, vs. Chicago, 11/2/69	80t

The following is a look at Peterson's longest career runs:

Yards	Game	W/L
1t) 82t	at St. Louis, 12/16/12	W
1t) 82t	at Green Bay, 12/2/12	L
3t) 80t	at Oakland, 11/15/15	W
3t) 80t	vs. Detroit, 9/26/10	W
5) 78t	at Detroit, 9/8/13	L
6) 75	at Detroit, 10/25/15	W
7) 74	at Seattle, 11/4/12	L
8) 73t	at Chicago, 10/14/07	W
9t) 67t	vs. N.Y. Giants, 12/28/08	W
9t) 67t	at Chicago, 10/14/07	W
11t) 64t	vs. Tampa Bay, 10/25/12	L
11t) 64t	vs. San Diego, 11/4/07	W
11t) 64t	at Cleveland, 9/13/09	W

*International Series game in London

CENTURY MARK

Peterson holds the Vikings mark for career 100-yard rushing performances with 49 in 122 career games and has added 1 in playoff action. In 2012, Peterson had a streak of 8 consecutive 100-yard rushing games, a team record. Peterson led the NFL with 10 games over 100 yards during the 2012 season.

Single Season 100-Yard Rushing Games - Vikings

1t) Adrian Peterson, 2012	10
1t) Adrian Peterson, 2008	10
3) Robert Smith, 2000	8
4) Adrian Peterson, 2015	7
5t) Adrian Peterson, 2007	6
5t) Robert Smith, 1997	6

TOPS IN TDS

Through 122 career games, Peterson has 97 rushing TDs, the most in team history. He has 102 total TDs, the 2nd-most in Vikings history.

Most Career Rushing TDs - Vikings

Player	TDs
1) Adrian Peterson, 2007-present	97
2t) Chuck Foreman, 1973-79	52
2t) Bill Brown, 1962-74	52

Most Career Overall TDs - Vikings

Player, Years	TDs
1) Cris Carter, 1990-01	110
2) Adrian Peterson, 2007-present	102

CLIMBING INTO IMMORTALITY

Adrian Peterson has climbed amongst the all-time leaders in NFL career rushing rushing leaders. His 11,725 career yards is currently 16th in NFL history. Peterson is 2nd among active rushers behind Indianapolis' Frank Gore.

NFL Career Rushing Yards - * active

Player, Games	Yards
1) Emmitt Smith, 226	18,355
2) Walter Payton, 190	16,726
3) Barry Sanders, 153	15,269
4) Curtis Martin, 168	14,101
5) LaDainian Tomlinson, 170	13,684
6) Jerome Bettis, 192	13,662
7) Eric Dickerson, 146	13,259
8) Tony Dorsett, 173	12,739
9) Frank Gore*, 173	12,632
10) Jim Brown, 118	12,312
11) Marshall Faulk, 176	12,279
12) Edgerrin James, 148	12,246
13) Marcus Allen, 222	12,243
14) Franco Harris, 173	12,120
15) Thurman Thomas, 182	12,074
16) Adrian Peterson*, 122	11,725
17) Fred Taylor, 153	11,695
18) Steven Jackson, 161	11,438
19) John Riggins, 175	11,352
20) Corey Dillon, 150	11,241
21) O.J. Simpson, 135	11,236

PETERSON'S RECORD BOOK RE-DO

NFL 150+ Yard Games in a Season

Player	150+ Yd Games
1t) Adrian Peterson, 2012	7
1t) Earl Campbell, 1980	7

NFL 150+ Yard Games in a Career

Player	150+ Yd Games
1) Barry Sanders	25
2) Jim Brown	22
3) Walter Payton	20
4t) Adrian Peterson	18
4t) Eric Dickerson	18
4t) Emmitt Smith	18

Top Rushing Games in NFL History

Player	Yards
1) Adrian Peterson, Minnesota vs. San Diego (11/4/07)	296
2) Jamal Lewis, Baltimore vs. Cleveland (9/14/03)	295
3) Jerome Harrison, Cleveland vs. Kansas City (12/20/09)	286

Top Rushing Seasons in NFL History

Player	Yards
1) Eric Dickerson, LA Rams, 1984	2,105
2) Adrian Peterson, Minnesota, 2012	2,097
3) Jamal Lewis, Baltimore, 2003	2,066
4) Barry Sanders, Detroit, 1997	2,053
5) Terrell Davis, Denver, 1998	2,008
6) Chris Johnson, Tennessee, 2009	2,006
7) O.J. Simpson, Buffalo, 1973	2,003

Most Seasons with 10+ Rushing TDs - NFL

Player	Seasons w/ 10+ Rushing TDs
1) LaDainian Tomlinson, 2001-09	9
2t) Adrian Peterson, 2007-13, '15	8
2t) Emmitt Smith, 1990-92, '94-96, '98-99	8

Single Season Rushing Leaders - Vikings

Player	Yards
1) Adrian Peterson, 2012	2,097
2) Adrian Peterson, 2008	1,760
3) Robert Smith, 2000	1,521
4) Adrian Peterson, 2015	1,485
5) Adrian Peterson, 2009	1,383
6) Adrian Peterson, 2007	1,341
7) Adrian Peterson, 2010	1,298



DEFENSE NOTES

TURNING OVER A NEWMAN LEAF

Veteran DB **Terence Newman** is in his 15th NFL season in 2016 and celebrated his 38th birthday on September 4 heading into the regular season opener. Newman has the 2nd-most career INTs by an active NFL player. Newman's 198 games played ranks among the active leaders in the NFL.

Interception Leaders Among Active Players

Player, Team	INTs
DeAngelo Hall, Washington (IR)	43
Terence Newman, Minnesota	41

Career Games by Active NFL Position Players (excluding specialists)

Player	Games
Tom Brady	229
Julius Peppers	226
Drew Brees	225
Jason Witten	215
Steve Smith	211
Dwight Freeney	202
Terence Newman	198
Antonio Gates	197

MR. SMITH GOES TO THE ENDZONE

Vikings S **Harrison Smith** set the Vikings record with his 4th career INT return TD vs. NY Giants (12/27/15) on the night the club clinched a playoff spot. The INT marked the 2nd time during 2015 that Smith snared an INT off a Manning, having picked Peyton Manning at Denver (10/2/15). The INT marked Smith's 12th of his career.

Vikings Career INT-return TDs

Player	TDs/INTs
Harrison Smith	4/12
Darren Sharper	3/18
Jimmy Hitchcock	3/9
Dewayne Washington	3/10
Audray McMillian	3/19
Joey Browner	3/37
Bobby Bryant	3/51
Ed Sharockman	3/40
Rip Hawkins	3/12

Smith's INT-Return TDs

Game	Play
vs. Arizona, 10/21/12	31 INT Return off John Skelton
vs. Chicago, 12/9/12	56 INT Return off Jay Cutler
at St. Louis, 9/7/14	81t INT Return off Austin Davis
vs. NY Giants, 12/27/15	35 INT return off Eli Manning

Vikings Career Sacks by a DB

Player, Seasons	Sacks
Joey Browner, 1983-91	9.5
Robert Griffith, 1994-01	7.5
Karl Kassulke, 1963-72	7.5
Harrison Smith, 2012-16	6.5
Antoine Winfield, 2004-12	6.5

Vikings Career INT Returns of 50+ Yards

Player	50+ Returns
Harrison Smith, 2012-14	3 (56t, 81t, 52)
Charlie West, 1968-73	3 (89, 54, 50)

B-ROB BRINGS IT

Brian Robison is tied for the team lead with 4.0 sacks and has helped the Vikings defensive line notch 19 sacks as a unit. His 150 career games played ranks 5th by a Vikings DE, chasing Mark Mullaney's 151 for 4th place.

Minnesota Vikings Career Sacks

Team	Sacks
Carl Eller	130.0
Jim Marshall	127.0
John Randle	114.0
Alan Page	108.5
Chris Doleman	96.5
Jared Allen	85.5
Doug Martin	60.5
Kevin Williams	60.0
Henry Thomas	56.0
Keith Millard	53.0
Brian Robison	52.5

SHUTTING IT DOWN

The Vikings under Mike Zimmer have put pressure on opposing QBs and rank among the NFL leaders over the 2014-16 seasons with **105 sacks**. **The Vikings tallied 8 sacks at Carolina (9/25) in a win over the defending NFC champs.**

2014-16 NFL Sacks

Team	Sacks
Denver	120
Kansas City	109
Philadelphia	108
Carolina	108
Minnesota	105
Detroit	105

2016 NFC Sacks

Team	Sacks
Seattle	27
Carolina	24
Washington	22
Philadelphia	22
Minnesota	21
Atlanta	21

GRIFFEN GRINDING

Vikings DE **Everson Griffen** set a new career-high in 2014 with **12.0 sacks**, passing his 2012 season total of 8.0. Since the start of the 2014 season when Griffen took over as the starter at RDE for the Vikings he has **28.5 sacks**. **Griffen matched his career-high with 3.0 sacks at Carolina (10/3) in a win over the defending NFC champions and was named NFC Defensive Player of the Week for his effort. The honor was the 2nd time in his career Griffen has been recognized.**

2014-16 NFL Sacks

Player, Team	Sacks
J.J. Watt, Houston, DE	39.5
Von Miller, Denver, LB	33.5
Ryan Kerrigan, Washington, LB	30.0
Justin Houston, Kansas City, LB	29.5
Everson Griffen, Minnesota, DE	28.5
Carlos Dunlap, Cincinnati, DE	26.5

2016 NFC Sacks

Player, Team	Sacks
Cliff Avril, Seattle, DE	9.0
Vic Beasley, Atlanta, LB	7.5
Kerry Hyder, Detroit, DE	7.0
Ryan Kerrigan, Washington, LB	7.0
Everson Griffen, Minnesota, DE	6.0
4 others tied with	6.0

Griffen's Career-High Sack Games

Game	Sacks
vs. Green Bay, 12/30/12	3.0
at Buffalo, 10/19/14	3.0
at Carolina, 9/25/16	3.0

PRESSURE LEADS TO PICKS

The Vikings rank tied for 3rd in the NFL and lead the NFC with 10 INTs and have 3 players with 2 INTs each.

2016 NFL Interceptions

Team	INTs
Kansas City	12
San Diego	11
Minnesota	10

2016 NFL Interception Return Yards

Team	INT Yards
Denver	186
Atlanta	175
San Diego	168
Kansas City	156
Minnesota	149



DEFENSE NOTES

DO NOT PASS, DO NOT GO

The Vikings are among the tops in the NFL in opponent completion % and lead the league in opponent passer rating.

2016 NFL Opponent Passer Rating

Team	Rating
Denver	67.2
Arizona	69.1
Minnesota	70.5

2016 NFL Opponent Completion %

Team	%
Denver	54.6
Minnesota	57.6

MILLENIUM MAN

Vikings LB **Chad Greenway** snared his 11th career INT in 2016 and crossed the 1,300 tackle plateau. **Greenway is 4th in career tackles for the Vikings with 1,309 stops in 148 career games.**

Vikings Career Defensive Tackles (not including special teams)

Player, Games	Tackles
Scott Studwell, LB, 202	1,928
Matt Blair, LB, 160	1,404
Jeff Siemon, LB, 156	1,375
Chad Greenway, LB, 148	1,309
Alan Page, DT, 160	1,118

Career Interceptions by Vikings LBs

Player	INTs
Matt Blair	16
Roy Winston	12
Rip Hawkins	12
Lonnie Warwick	12
Chad Greenway	11
Jeff Siemon	11
Scott Studwell	11

Career Interception Return Yards by Vikings LBs

Player	INT Return Yds
Rip Hawkins	232
Chad Greenway	220

Longest INT Returns in Vikings History

Player, Game	Return
Reggie Rutland, vs. LA Rams, 12/15/91	97t
Walker Lee Ashley, vs. Chicago, 12/19/88	94t
Dwight Smith, at NY Giants, 11/25/07	93t
Darren Sharper, at NY Giants, 11/13/05	92t
Chad Greenway, vs. San Diego, 9/27/15	91t
Issiac Holt, vs. Detroit, 10/8/89	90t

Vikings Career Starts by Linebackers

Player	Starts
Scott Studwell	160
Roy Winston	160
Jeff Siemon	149
Chad Greenway	140
Matt Blair	130

TAKE IT AWAY, SENDEJO

Vikings S Andrew Sendejo is tied for 2nd in the NFL with 4 takeaways, snaring his 2nd INT of the season at Philadelphia (10/23). Sendejo, Xavier Rhodes and Trae Waynes are tied for the Vikings season-high with 2 INTs each and have helped the Vikings defense notch 17 takeaways and are 3rd in the NFL with 10 INTs as a team.

2016 NFL Takeaways

Player, Team	Takeaways (INT/FR)
Marcus Peters, Kansas City	7 (5/2)
Reggie Nelson, Oakland	5 (3/2)
Casey Hayward, San Diego	5 (5/0)
Andrew Sendejo, Minnesota	4 (2/2)

OPPORTUNISTIC DEFENSE

The Vikings lead the NFL in offensive points allowed with an average of **14.7 per game through 8 games on the season and are #2 in the NFL with 17 takeaways, including 10 INTs. The Vikings ended 2015 with 13 INTs. The 8 passing TDs allowed in 2016 is tied for #6 in the NFL.**

2016 NFL Takeaways

Team	Takeaways (INT/FR)
Kansas City	20 (12/8)
Minnesota	17 (10/7)
San Diego	18 (11/7)

2016 NFL Offensive Points Allowed

Team	Offensive Pts Allowed
Minnesota	118 (14.7 pg)
Arizona	126 (15.7 pg)

HUNTER HUNTING QUARTERBACKS

DE Danielle Hunter joined rare company in the win at Carolina (9/25). He is only the 2nd Vikings player to notch a safety and have a fumble recovery for a TD in the same season, joining Jared Allen in 2009.

Vikings With FR TD and Safety in Same Season

Player, Season	Plays
Jared Allen, 2009	sack in EZ vs. Green Bay (10/5); 52t FR at St. Louis (10/11)
Danielle Hunter, 2016	24t FR at Tennessee (9/11); sack in EZ at Carolina (9/25)

2016 Vikings Defensive Scores

Player, Game	Play
Eric Kendricks, at Tennessee (9/11)	77t INT return
Danielle Hunter, at Tennessee (9/11)	24t FR
Danielle Hunter, at Carolina (9/25)	Safety (sack in EZ)

AYE, AYE CAPTAIN

Vikings free agent CB **Captain Munnerlyn** was signed to give the Vikings some veteran experience in the defensive backfield and because of his nose for the ball. Munnerlyn's small stature doesn't diminish his ability to make big plays on the field. **He has returned 5 of his 11 career INTs for TDs.**

Career Games Played/Started Among Vikings DBs

Player	Games/Starts
Terrance Newman	198/196
Captain Munnerlyn	116/74
Harrison Smith	60/59

NFL INT Return TDs from 2010-16

Player	TDs
Aqib Talib	9
Captain Munnerlyn	5
Janoris Jenkins	5
William Gay	5
Charles Tillman	5
Malcolm Jenkins	5

KENDRICKS COMES UP BIG

The Vikings defense took charge in the season opener with a pair of TDs, a rare feat accomplished with an Eric Kendricks INT return TD and a Danielle Hunter FR TD. **Kendricks is the 1st Vikings rookie to lead the team in tackles since the 1st season in team history in 1961 when LB Rip Hawkins led the club.**

Vikings Scoring Defensive TDs on FR and INT Same Game

Game	FR/INT TDs
vs. Green Bay, 10/13/63 (L)	Roy Winston (26t FR) & Ed Sharockman (47t INT)
vs. Detroit, 12/11/71 (W)	Jim Lindsey (0t FR) & Roy Winston (29t INT)
vs. Tampa Bay, 11/8/92 (W)	Carlos Jenkins (25t FR) & Chris Doleman (27t INT)
at Pittsburgh, 9/24/95 (W)	Corey Fuller (12t FR) & Orlando Thomas (45t INT)
vs. Detroit, 10/8/06 (W)	Ben Leber (0t FR) and EJ Henderson (45t INT)
at Tennessee, 9/11/16 (W)	Danielle Hunter (24t FR) & Eric Kendricks (77t INT)

2016 NFL Longest Interception Returns

Player, Game	Return
Deion Jones, LB, Atlanta	90t
Eric Kendricks, LB, Minnesota	77t



THE BLAIR WALSH PROJECT

Blair Walsh notched his 5th career game-winning FG vs. St. Louis (11/8/15), his 2nd straight game with a game-winning kick and he set a team record with his 3rd game-winner in OT. **Walsh's 24 career makes from 50+ ranks him in a tie for 15th all time with former Viking Ryan Longwell and Rob Bironas.**

Walsh's Game-Winning FGs

Player	Kick	Time	Final
9/9/12 vs. Jacksonville	38 FG	11:06 OT	26-23
12/30/12 vs. Green Bay	29 FG	0:00	37-34
12/1/13 vs. Chicago	34 FG	1:43 OT	23-20
11/1/15 at Chicago	36 FG	0:00	23-20
11/8/15 vs. St. Louis	40 FG	9:20 OT	21-18

Vikings Career Game-Winning FGs

Player	Game-Winning FGs
Ryan Longwell	10
Fred Cox	9
Fuad Reveiz	6
Blair Walsh	5
Rick Danmeier	5

Vikings Game-Winning FGs in a Season

Player	Game-Winning FGs
Ryan Longwell, 2008	3
Ryan Longwell, 2006	3
Paul Edinger, 2005	3
Benny Ricardo, 1983	3

Vikings Career Game-Winning FGs in OT

Player	OT Game-Winning FGs
Blair Walsh	3
Ryan Longwell	2
Fuad Reveiz	2
Benny Ricardo	2

2015 NFL FGs Made

Player	FGs
Blair Walsh, Minnesota	34
Stephen Gostowski, New England	33
Robbie Gould, Chicago	33
Justin Tucker, Baltimore	33

2012-16 NFL FGs Made

Player	FGs
Justin Tucker, Baltimore	150/168
Stephen Gostowski, New England	146/163
Adam Vinatieri, Indianapolis	135/150
Blair Walsh, Minnesota	133/158

2012-16 NFL FGs of 50+ Made

Player	50+ FGs
Blair Walsh	24/34
Justin Tucker	22/34
Dan Bailey	21/27
Matt Prater	21/26

2015 NFL 50+ FGs Made

Player	50+ FGs
Robbie Gould, Chicago	7
Blair Walsh, Minnesota	6

Longest FGs in Vikings History

Player, Game (* rookie)	Distance
1t) *Blair Walsh at Houston, 12/23/12	56
1t) Paul Edinger vs. Green Bay, 10/23/05	56
3t) *Blair Walsh vs. Jacksonville, 9/9/12	55
3t) *Blair Walsh at Seattle, 11/4/12	55
3t) Blair Walsh vs. Atlanta, 9/28/14	55
3t) Blair Walsh at Buffalo, 10/19/14	55
3t) Ryan Longwell at Chicago, 10/14/07	55

50+ FGs in a Career by Vikings

Player	50+ FGs
Blair Walsh, 2012-present	24
Ryan Longwell, 2006-11	11

FGs in a Season by Vikings

Player, Season (* rookie)	FGs
*Blair Walsh, 2012	35
Gary Anderson, 1998	35
Blair Walsh, 2015	34
Fuad Reveiz, 1994	34

NFL 50+ FGs in a Game

Player	FGs
*Blair Walsh, Minnesota at St. Louis (12/16/12) ... 3 (50, 53, 51)	3
Phil Dawson, Cleveland vs. Baltimore (9/27/12)	3 (51, 50, 52)
Josh Scobee, Jacksonville vs. Baltimore (10/24/11)	3 (54, 54, 51)
Sebastian Janikowski, Oakland vs. Houston (10/9/11)	3 (55, 54, 50)
Connor Barth, Tampa Bay vs. Miami (11/15/09)	3 (51, 50, 54)
Kris Brown, Houston vs. Miami (10/7/07)	3 (54, 54, 57)
Neil Rackers, Arizona vs. Seattle (10/24/04)	3 (55, 55, 50)
Morten Andersen, Atlanta vs. New Orleans (12/10/95)	3 (51, 55, 55)

***rookie**

LOCKED IN

Jeff Locke is the highest-drafted punter in Vikings history and is enjoying the best start of his 4-year career in 2016.

Vikings Net Punting Average in a Season (*-rookie)

Player, Season	Net Avg.
Bobby Walden, 1964*	41.8
Chris Kluwe, 2012	39.9
Jeff Locke, 2016	39.7
Jeff Locke, 2013*	39.2
Chris Kluwe, 2010	38.9
Bobby Walden, 1967	38.8
Jeff Locke, 2014	38.7
Mitch Berger, 1999	38.4

Vikings Career Net Punting Average (minimum 100 punts)

Player, Seasons	Net Avg.
Jeff Locke, 2013-16	38.7
Bobby Walden, 1964-67	38.2

2016 NFL Punts Inside the 20

Player	In 20
Johnny Hekker, Los Angeles	24
Jeff Locke, Minnesota	21
Marquette King, Oakland	21

Vikings Punts Inside the 20 in a Game

Player, Game	In 20
Jeff Locke, vs. Green Bay, 9/18/16	5
Chris Kluwe, vs. Atlanta, 9/9/07	5
Mitch Berger, at Indianapolis, 12/24/00	5
Mitch Berger, at Chicago, 9/15/96	5
Mike Saxon, vs. New Orleans, 11/6/94	5
Fred Cox, vs. Los Angeles, 11/3/63	5

SHIFTY SHERELS

Marcus Sherels holds the Vikings career record with 5 punt return TDs, notching his 5th vs. Houston (10/9/16). A rookie free agent with the Vikings, Sherels began his NFL career as the longest of long shots in 2010 and earned a place in Vikings history as the club's best punt returner of all time.

Vikings Career Punt Return TDs

Player	PR TDs
Marcus Sherels	5
Mewelde Moore	2
David Palmer	2

2012-16 NFL PR TDs

Player	PR TDs
Marcus Sherels	5
Darren Sproles	4

2012-16 NFL PRs of 20+ Yards

Player	PRs of 20+
Marcus Sherels	17
Antonio Brown	17

Career Punt Returns of 50+ Yards in Vikings History

Player	50+ Returns
Marcus Sherels	7
David Palmer	4

Single Season Punt Return Average in Vikings History

Player, Season	Avg.
Marcus Sherels, 2013	15.2 (22/335)
Marcus Sherels, 2016	14.6 (13/190)
David Palmer, 1995	13.2 (26/342)

Career Punt Return Average in Vikings History

Player, Season	Avg.
Marcus Sherels	10.5 (162/1,699)
Mewelde Moore	10.4 (74/768)

Punt Return TDs in Vikings History

Player, Game	Yards
Marcus Sherels, vs. Houston (10/9/16)	79t
Marcus Sherels, at Carolina (9/25/16)	54t
Marcus Sherels, at Chicago (11/1/15)	65t
Marcus Sherels, at NY Giants (10/21/13)	86t
Marcus Sherels, at Detroit (9/30/12)	77t
Bernard Berrian, at Arizona (12/14/08)	82t
Mewelde Moore, vs. New England (10/30/06)	71t
Mewelde Moore, at NY Giants (11/13/05)	71t
Nate Burleson, at Indianapolis (11/8/04)	91t
Randy Moss, at Kansas City (12/12/99)	64t
David Palmer, at NY Giants (9/29/96)	69t
David Palmer, at Detroit (11/23/95)	74t
Leo Lewis, vs. Atlanta (11/22/87)	78t
Charlie West, vs. Washington (11/3/68)	98t
Billy Butler, vs. San Francisco (9/29/63)	60t
Hugh McElhenny, at Chicago (12/17/61)	81t

U.S. BANK STADIUM SETS PUBLIC-PRIVATE BLUEPRINT



Following more than a dozen years of discussion at the State Capitol and four years of design and construction, the Vikings and the Minnesota Sports Facilities Authority officially opened U.S. Bank Stadium on July 22, 2016, marking the completion of the largest construction project in state history and the celebration of a true public-private partnership that has helped reshape the East Town neighborhood in Minneapolis.

In total, the design and construction of U.S. Bank Stadium involved more than 300 Minnesota businesses, with approximately 90% of the \$1.1 billion construction dollars, or more than \$700 million flowing back to Minnesotans. Approximately 8,000 construction workers spent nearly four million hours on the project, peaking at 1,500 workers on site daily. Even prior to opening the world's largest pivoting glass doors, more than \$1 billion in surrounding development has been generated, further creating and enhancing a vibrant and robust downtown.

In conjunction with the workforce and development impacts, U.S. Bank Stadium immediately began securing national and international events that will bring immeasurable exposure and significant return for Minnesota, including the 2016 International Champions Cup, the 2018 Super Bowl, and the 2019 NCAA Final Four.

From a design perspective, the innovative stadium boasts unique features to any venue in the country, including the largest transparent ETFE roof of a sports facility in the nation, as well as five of the world's largest glass doors, ranging from 75 to 95 feet high and each 55 feet wide. The ETFE roof, combined with nearly 200,000 square feet of glass, gives fans the best of both worlds: an outdoor feel with protection from the elements.

Despite its 1.75 million square foot imprint and 66,655 capacity, the stadium's interior offers an intimate feel, putting fans closer to the action with some of the closest seats and suites in the NFL. Seven levels, including two concourses with 360-degree circulation and views into the bowl, are connected with escalators, elevators, stairs and a continuous ramp. Two of the highest quality video boards in the NFL anchor the east and west end zones and are set low to the field, making it easy for all fans to shift their eyes from the action on the field to the content on the boards.

With each design element the Vikings philosophy was clear: ensure that every fan touchpoint is a memorable one. Local food and beverage favorites, robust technology to keep fans connected, and special projects like the Vikings Voyage, the Legacy Ship and an extensive art collection will all enhance the game experience and further unify the team and its fans.

Stadium Site:

- * East Town - Minneapolis, MN.
- * Accessible from I-35W and Hwy I-94.
- * Light Rail Transit station steps from the west doors.
- * 33-acres.
- * Access points to city and stadium on all four sides.
- * Three-acre plaza connecting to downtown Minneapolis.
- * Two-block city park programmable for Vikings game day activities.
- * Skyway connection to city's sophisticated skyway system.
- * Reconfigured tailgating zone in Minneapolis.

Stadium Exterior:

- * Bold, iconic design unique to Minnesota.
- * Fixed roof with largest span of transparent ethylene tetrafluoroethylene (ETFE) in country.
- * Lightest and most efficient roof structure in nation.
- * Five of the largest pivoting glass doors in the world that open to the fan plaza.
- * Zinc metal panels, glass and glazed curtain wall.
- * Nearly 200,000 square feet of glass and glazed curtain walls, as well as zinc metal panels, make up the façade.

Stadium Interior:

- * 66,655 seats, expandable to 70,000 for Super Bowl LII.
- * 131 suites and 9,300 club seats, including field-level suites.
- * Closest seats and suites to the game action in any NFL stadium, just 41 and 25 feet from the sidelines, respectively.
- * Seven levels connected by stairs, ramp, 33 escalators and 11 elevators.
- * Two concourses with 360-degree circulation and six views into the bowl.
- * Highest quality HD video boards located in east and west end zones, totaling 12,560 square feet.
- * 2,000 HD televisions located throughout the stadium.
- * Large public gathering spaces inside and outside of stadium.
- * Transparent, open structure connecting fans to outdoors in climate-controlled environment.
- * Concourses twice as wide as Metrodome/Mall of America Field, 50 feet wide in some areas.
- * More than twice as many restrooms.
- * Enhanced concessions, including food from world-renowned chefs, including Minnesota resident Andrew Zimmern.
- * Accessibility for people with disabilities.
- * Ample space for pre-game events/activities.
- * Interactive Vikings Voyage fan entertainment center and team store.

U.S. BANK STADIUM FEATURES UNIQUE DESIGN

Evoking images of ice floes colliding on frozen lakes or the jagged geology that once defined nearby St. Anthony Falls, the authentic design of U.S. Bank Stadium responds to the climate rather than works against it. While the ability to shed snow was of the utmost importance, the stadium's sharp angles and expansive amounts of glass also continue the Minneapolis-St. Paul community's trend toward progressive and modern expression.

The architects behind the design are Dallas-based HKS, who also designed Lucas Oil Stadium, home of the Indianapolis Colts, and AT&T Stadium, home of the Dallas Cowboys. Together with the Vikings and the Minnesota Sports Facilities Authority, HKS focused on three critical points: showcasing local and team heritage through state-of-the-art technology and amenities, creating an outdoor experience with protection from the Minnesota elements, and providing fans with an intimate connection to the team.

Rather than pursue a retractable roof, the design team developed a solution that gives fans the best of both worlds with the only ETFE (ethylene-tetra-fluoro-ethylene) roof on a sports facility in the United States. Comprising more than 240,000 square feet, or 60% of the roof, the transparent ETFE is designed to let light in like glass but is lighter, more economical and self-cleaning.

Adding to the outdoor feel is the 200,000 square feet of glass throughout the building, including the stadium's entire west wall. Within the 27 stories of glass are five of the world's largest doors ranging from 75 to 95 feet high and each measuring 55 feet wide. With the ability to pivot open in less than 10 minutes, the doors contribute to the overall outdoor environment by creating natural air flow.



U.S. Bank Stadium also features a strong connection to downtown Minneapolis. The stadium is integrated into the city's complex skyway system, allowing fans to access the stadium's northwest corner via the enclosed, climate-controlled walkways from nearly any point in the downtown core. A light rail station directly outside the stadium's west side serves as the connecting point for the City's Green Line and Blue Line, and a 30-foot wide pedestrian walkway extends from the light rail platform over the tracks directly to Medtronic Plaza, allowing large groups of fans to move safely to the stadium. Those connections and the stadium's urban location were major factors in the state securing Super Bowl LII in 2018 and the 2019 NCAA Final Four even prior to the building's opening.

MYSTIC LAKE'S CLUB PURPLE HIGHLIGHTS CLUB SEATING

The most unique and dynamic club at U.S. Bank Stadium, Mystic Lake's Club Purple offers not only some of the best seats in the house, but also serves as a fantasy football player's dream. Located in the northwest corner of the stadium, the club features an outdoor balcony on the exterior of the stadium that features firepits and showcases an incredible view of The Commons park and the downtown Minneapolis skyline. On the inside of the club, lounge couches, loge boxes and club seats allow fans to stay on top of the action. During breaks in the game action, fans sitting in Club Purple can receive updates on fantasy football stats and scores from around the NFL from hots located in the space. Club Purple includes all-inclusive food and beverage options from the club's open display kitchen where they can witness "celebrity chef"-style cooking. There are five other club areas throughout the stadium in addition to six different suite options for fans.


Hyundai Club - Boasting 2,800 seats, the Hyundai Club is situated between the 30-yard lines on the stadium's north side. Included in the Hyundai Club are the closest seats from the sidelines in the NFL, just 41 feet away from the game action. The club itself is located directly above the seating area. Aside from the close seats, the key feature of the Hyundai Club are the 25 high-definition televisions providing fans an unparalleled viewing experience.

Delta Sky360 Club - Located on the field level directly next to the Vikings locker room, fans sitting in the Delta Sky360 Club will have an up-close-and-personal experience with Vikings players before and after games as they will have exclusive access to the Vikings tunnel. Located between the 20-yard lines on the stadium's south side, fans will watch the game in an energetic setting behind the Vikings bench, having access to a field-level patio.

Medtronic Club - Perched in the upper half of the lower concourse, the Medtronic Club offers fans incredible views of the fields as its located between the 30-yard lines. The Medtronic Club is the most exclusive of the six club areas at U.S. Bank Stadium with only 1,100 seats.

Buffalo Wild Wings Club and FMP Club - Located across from each other on the stadium's north and south sides, the Buffalo Wild Wings Club and FMP Club feature state of the art media that provide the image of fire and ice. The nearly 3,000 seats between the two club spaces provide fans with incredible views of the entire building.

Suites - The six suite areas that fans can choose from include Turf, Loft, Touchdown, Norseman, Valhalla and Norseman Lounge.



U.S. BANK STADIUM AWARDED MAJOR EVENTS

Prior to opening its doors, U.S. Bank Stadium was awarded two of the largest sporting events held annually in the United States - Super Bowl LII on February 4, 2018 and the 2019 NCAA Men's Final Four.

After being selected as one of three finalists to host Super Bowl LII in February 2018, the Minnesota Super Bowl Bid Committee delivered a successful presentation to all 32 NFL owners during the NFL's Spring League Meetings in Atlanta and was awarded the game on May 20, 2014. Centered on the theme, "Built for the Bold," the presentation highlighted the new, iconic and bold stadium as a centerpiece and included the many bold moves Minnesotans have made in creating a destination that is ready to host the world's biggest game.

"We are thrilled to bring the Super Bowl back to Minnesota," said Richard Davis, chief executive officer of U.S. Bank and bid committee co-chair. "We succeeded in making the best case to the NFL owners by pointing out the many strengths our region offers - a tremendous entertainment and hospitality industry, 17 Fortune 500 companies, great airports and strong connectivity with both our light rail and skyway systems, and perhaps most important, a new, iconic stadium that will be among the best in the country."

"We appreciate the collaborative effort from Minnesota's business and community leadership in putting together this winning bid," said Vikings Owner/President Mark Wilf. "It was evident to me and my brother Zygi that NFL owners were extremely impressed with everything Minnesota has to offer, and we have no doubt they will be even more excited with what the community will deliver in February 2018."

In addition to Super Bowl LII, the NCAA awarded the new stadium the 2019 Men's Final Four on November 14, 2015. This will mark the third time that the NCAA Final Four has taken place in the state of Minnesota with the Hubert H. Humphrey Metrodome hosting the event in 1992 and 2001. ESPN announced the X Games will be held in the stadium in 2017 and 2018.

"Strong public-private collaboration, along with an outstanding stadium design, has allowed Minnesota to already secure two of the world's largest sporting events, both of which will offer unique opportunities to showcase this region on a national and international stage," Wilf said.

The first sporting event at U.S. Bank Stadium, an international soccer match held on August 3, featured Italian power AC Milan against Premier League's Chelsea FC in the International Champions Cup.



VIKINGS EMPHASIZE STADIUM TECHNOLOGY

In order to ensure the best possible game day experience for every fan who walks through the doors of U.S. Bank Stadium, the Vikings placed an emphasis on building a wealth of technological innovations, including a mobile app that seamlessly integrates team and stadium content and makes the stadium technology easily accessible and user friendly.

"Technology was considered from the start to be a key part of the stadium design," said Vikings Vice President of Corporate and Technology Partnerships John Penhollow. "Our core premise was to make technology relevant and useful for our passionate fan base, as well as for our football and game day operations groups. We wanted to build a system that would be flexible enough to accommodate constantly changing technology for years to come."

The core of the unmatched technology begins with the local area network created and built by CenturyLink that connects the stadium's key infrastructure. The stadium also features a neutral host distributed antenna system built by Verizon, which allows all fans regardless of their carrier to have cellular access.

New Vikings Mobile App Brings Stadium Technology Into The Palm of Your Hand

To help elevate the new technology at U.S. Bank Stadium, the Vikings looked to VenueNext to develop a new mobile app that brings the stadium technology directly into fans' hands.

Designed to take fans from their home to the stadium and back, the app gives fans the ability to find their seats, as well as restrooms and concessions through turn-by-turn navigation when connected to stadium Wi-Fi. Nearly 2,000 beacons installed throughout the stadium enhance the app's wayfinding features, while the digital ticketing feature allows easier access into the building as well as complete control of tickets from anywhere. In addition to in-game Vikings content, the app connects fans with the rest of the NFL for fantasy football tracking, real-time stats and scores from other games.

Making the app unique compared to other venues is the combination of team content and stadium utility features, eliminating the need to toggle between apps. In year one, the team is exploring express pick-up, as well as in-seat ordering, from the stadium app in select areas of the stadium with the eventual goal of expanding those services to all fans.

In addition to cell service, fans can easily connect to the stadium's Wi-Fi system with 1,300 access points distributed throughout the stadium. Designed and installed by CenturyLink and AmpThink, the Wi-Fi system includes access points built into the handrails of the lower bowl seating sections to allow for enhanced connectivity for fans sitting close to the field.

Vikings fans stay connected to the action with content distributed to 2,000 high-definition televisions located throughout the stadium, including 16 video walls. With a full state-of-the-art 4k production room, U.S. Bank Stadium features 4k technology that brings sharp images to all video boards and televisions, making U.S. Bank Stadium the first NFL facility to implement a full 4k, IP-based video production system.

Two video boards located just above the main concourse anchor the east and west end zones and are purposely situated closer to the field than most stadiums to allow fans to see replays and in-game entertainment by simply shifting their eyes. Totalling more than 12,500 square feet combined, the new boards immediately stand out to fans. At 8,160 square feet, the west video board is the 10th largest in the NFL and 13 times larger than its predecessor at the Metrodome, while on the opposite end of the field, the east end zone board measures 50 feet high by 88 feet wide.

LEGACY SHIP WELCOMES FANS TO U.S. BANK STADIUM

Even before fans step inside U.S. Bank Stadium, there will be no mistaking which NFL team plays in the building, thanks to a dramatic 160-foot long Legacy Ship that sits as a cornerstone of the three-acre Medtronic Plaza on the stadium's west side.

Inspired by legendary Viking longboats, the Legacy Ship is composed of contemporary metals, stone, concrete and wood and includes landscaping and theatrical lighting. The ship's figurehead is an abstract dragon that stands 43 feet above the ground.

The highlight feature of the Legacy Ship is a 2,000-square foot curved LED video board that serves as the ship's sail and the stadium's marquee. Measuring 40 feet tall by 50 feet wide, the mast's curved shape emulates a strong wind pushing the ship forward. The ship also includes seating and stainless steel railings, along with a timeline exhibit of historical Vikings moments. Eight shields featured on the hull and measuring five feet in diameter recognize U.S. Bank Stadium's Founding Partners.

Making the Legacy Ship even more unique is the incorporation of thousands of commemorative fan bricks that occupy approximately 3,500 square feet of the ship's deck. Established in 2014, the Legacy Brick program allowed Vikings fans a chance to etch their name in history with a personalized paver, and helped fund the construction of the stadium plaza and features. The 14,400 fans who purchased one of three designs also received a replica brick and a map displaying the location of their paver on the plaza.

"The Legacy Bricks were a perfect opportunity to recognize the passionate fans who have supported this team for more than 50 years," said Vikings Owner/President Mark Wilf.

Complementing the Legacy Ship and further emphasizing the Vikings tradition on Medtronic Plaza is The Horn, an aesthetically striking sculpture consisting of two gold and purple flowing ribbons that intertwine to resemble the Gjallarhorn sounded prior to Vikings games. Paid for privately by Medtronic and located just 85 feet from the world's largest pivoting glass doors, the sculpture is more than 100 feet long, 25 feet high and 30 feet wide and weighs over 38 tons. The Horn is constructed of structural tube steel and plate steel framing, and painted metal panels; the inside surfaces of both ribbons are polished and seamless stainless steel mirrors. Embedded LED lighting will ensure the sculpture remains visible at night.



LOCAL ARTWORK ON DISPLAY IN U.S. BANK STADIUM

To honor and celebrate Minnesota's talented artists and craftsmen within U.S. Bank Stadium, the Vikings commissioned nearly 40 local artists to contribute to an extensive art collection throughout the building. Funded privately by the Vikings and the Wilf family, the collection includes 350 pieces of original work and 250 oversized photographs that reflect Vikings history and Minnesota culture.

"The team is always focused on ways to celebrate the community and our fans," said Vikings Owner/Chairman Zygi Wilf. "Soliciting and funding this collection of art from Minnesotans is another way to connect with the community in a very unique way that not only Vikings fans, but all stadium users, can enjoy. The partnership also continues the theme of utilizing Minnesotans throughout the design and construction of U.S. Bank Stadium."

Three prominent Vikings alumni – Matt Blair, Carl Eller and Jim Marshall – along with Hall of Fame Head Coach Bud Grant, contributed to the art collection.

Known as an avid photographer during and after his playing days, Blair's behind-the-scenes access and keen photographic eye led to his capturing a rare glimpse of Vikings history. His photos provide fans with a unique and poignant view into one man's



career and the team for which he played. Eller's ceramic bowl sculpture representing Minnesota lakes and molded to give the effect of water and motion, pay homage to the Land of 10,000 Lakes, while Marshall's recreation of the "Silver Eagle," which he consistently drew on his playing gear during his 17-year Vikings career, brings fans back to the time he dominated Vikings opponents.

Along with photographs and sculptures, two wall murals span the north and south concourses of U.S. Bank Stadium. Minnesota artist Greg Gossel's pop-inspired mural on the stadium's south side represents the rich and storied history of the Vikings franchise. Titled "The Vikings are Coming!" the piece measures 17 feet tall by 85 feet high and incorporates vintage ticket stubs, game programs and other team artifacts.

The selection process of U.S. Bank Stadium's art collection began in January 2015 when nearly 1,100 artists submitted their portfolios and previous works. California-based Sports & The Arts assisted in the curation and placement process.

U.S. BANK STADIUM BY THE NUMBERS

- 1.75 million** Total square footage of the footprint of the building. U.S. Bank Stadium is twice the size of the Metrodome that once stood on the same spot.
- 5** World's largest pivoting doors on the stadium's west side, ranging in size from 95 to 75 feet high and 55 feet wide.
- 200,000** Square footage of glass that is used throughout the stadium, including the large glass wall on the stadium's west side that gives fans an excellent view of the downtown Minneapolis skyline.
- 240,000** Square footage of ETFE, the durable transparent material that makes up 60% of the stadium's roof.
- 66,655** Stadium's seating capacity for events and Vikings home games. The stadium will accommodate 70,000 people for larger events such as Super LII in 2018.
- 12,560** Combined square footage of east and west video boards. At 8,160 square feet, the west video board is 13 times larger than its predecessor.
- 2,000** High-definition televisions that will be spread throughout the stadium, ensuring viewing capabilities for fans at all times.
- 1,300** Wi-Fi access points scattered within the stadium. "Clam shell" access points will be located within the hand rails of stadium sections connecting all fans even in the seating bowl.
- \$1.1 billion** Total cost of U.S. Bank Stadium. The Vikings contributed \$607 million -- including more than \$130 million in additional funding from the original team/private \$477 million commitment. The State of Minnesota and City of Minneapolis combined to contribute \$498 million to the project.
- 41** Feet from the sidelines to the closest seats in the house, bringing fans closer to the action than any other NFL stadium.
- 30** Months of construction from start to finish. Ground was broken on the new building on December 3, 2013, and the keys to the building were delivered from Minnesota-based Mortenson Construction on June 17, 2016, six weeks ahead of schedule.
- 272** Feet to the tallest point of the building. Standing nearly 30 stories tall, U.S. Bank Stadium peaks at the stadium's west prow.
- \$1 billion** Development in no less than 20 projects announced in the area surrounding U.S. Bank Stadium, generated since the stadium project was announced.
- 1,500** Workers on site at the peak of the construction process. Nearly 8,000 construction workers that contributed to the construction of U.S. Bank Stadium.
- 350** Pieces of commissioned artwork will be on display inside U.S. Bank Stadium, including two large murals on the north and south walls of the main concourse. In addition, 250 framed photographs will be hung throughout the new building.
- 40** Artists from the state of Minnesota were commissioned to be a part of the stadium's high-quality art collection. Included in the collection are three former players -- Matt Blair, Carl Eller and Jim Marshall -- and legendary head coach Bud Grant.
- 300** Minnesota-based companies were involved in the construction of U.S. Bank Stadium. Led by construction manager Mortenson Construction. More than 90% of the companies that had a hand in building the new stadium are based in Minnesota.
- 33** Escalators are located throughout the building, connecting fans to the seven levels of the stadium. In comparison, the Metrodome had zero escalators.
- 11** Elevators will allow fans to seamlessly transition between the seven levels of U.S. Bank Stadium.



EIGHT COMPANIES JOIN AS STADIUM FOUNDING PARTNERS

On June 15, 2015, U.S. Bank, the fifth-largest commercial bank in the United States, and the Vikings announced a 20-year partnership and introduced U.S. Bank Stadium. The announcement highlighted two prominent and storied Minnesota institutions coming together with a focus on strengthening the economic and social well-being of the state and the Minneapolis-St. Paul community.

Since the U.S. Bank Partnership, the Vikings have added the following eight Founding Partners that will help provide a superior experience for stadium users and align with the Vikings efforts to have a positive impact on the community and the state:

- CenturyLink** The Exclusive Communications Provider of the Vikings will provide an integrated IP network, which will enable 1,300 Wi-Fi access points and allow stadium-wide Internet access, as well as provide content distribution to more than 2,000 high-definition televisions.
- Hy-Vee** The partnership includes prominent signage throughout the stadium as well as opportunities for branded concessions and specialty food offerings.
- Land O' Lakes** The Vikings and Land O' Lakes will collaborate on community outreach and business entertainment opportunities. Land O' Lakes will feature prominent signage throughout U.S. Bank Stadium.
- MillerCoors** MillerCoors will continue to host pre-game festivities, building on the popular Party on the Plaza, outside U.S. Bank Stadium prior to Vikings home games. They will also showcase a variety of brands throughout U.S. Bank Stadium.
- Mystic Lake** Mystic Lake's Club Purple is the most unique and dynamic of the stadium's club seating options. With both indoor and outdoor access, the club in the stadium's northwest corner also serves as the building's fantasy football hub.
- Pentair** The Official Sustainable Water Partner of the Vikings. In an effort to minimize bottled water use at U.S. Bank Stadium, Pentair-filtered drinking water will be available at water-filling and drinking stations throughout the stadium concourses, as well as in the suites and clubs. At the stadium, a combination of Pentair's proprietary advanced filtration technologies will further enhance the taste and quality of the incoming city water.
- Polaris** Polaris' extensive offering of powersports, motorcycles, utility and work vehicles will be featured in and around U.S. Bank Stadium on Vikings game days.
- Verizon** Helping fans stay connected throughout the game, Verizon will feature branded charging stations throughout U.S. Bank Stadium. The neutral host distributed antenna system in the stadium ensures all building users have cell phone capabilities.





VOICES OF THE VIKINGS

Entering his 15th season in 2016 as the Vikings radio play-by-play voice is KFAN radio mid-day personality Paul Allen. Joining Allen as the color commentator is former Vikings LB and coach Pete Bercich.

Allen's run started as the Vikings Internet webcast play-by-play voice during the 2000 season and called one Vikings game during the 2001 season. He has become the "Voice of the Vikings."

Bercich returns for his 11th season with the broadcasts in 2016 and brings a decade of NFL experience from the field and sideline. A 7th-round draft pick by the Vikings in 1994, Bercich overcame the odds and played for the team from 1995-2000. A standout special teamer, Bercich parlayed his knowledge of the game into a coaching job with the team from 2002-05.

Joining Allen and Bercich from the sidelines will be former Vikings punter Greg Coleman. Coleman punted for the Vikings from 1978-87 and is the team's all-time leader in punts (721) and punting yards (29,391). He also ranks 2nd in punts inside the 20-yard line (154).

Entering his first season as part of the Vikings Radio Network broadcast, former Vikings LB Ben Leber will bring a new perspective to the team as he joins Coleman on the sidelines in 2016. Leber played for the Vikings from 2006-10 and has been a regular contributor to KFAN and VEN.

MINNESOTA

Market	Station	Freq.	Thief River	KTRF-AM	1230
Twin Cities	KFAN-FM	100.3	Wadena	KKWS-FM	105.9
Twin Cities	KTLK-AM	1130	Waseca	KRUE-AM	1170
Aitkin	KKIN-FM	94.3	Willmar	KWLM-AM	1340
Albert Lea	KQPR-FM	96.1	Winona	KWNO-AM	1380
Alexandria	KIKV-FM	100.7	Worthington	KWOA-AM	730
Bemidji	KBUN-AM	1450			
Blue Earth	KBEW-FM	98.1	IOWA		
Brainerd	KBLB-FM	93.3	Des Moines	KXNO-AM	1460
Brainerd	KBLB-AM	1380	Sioux City	KMNS-AM	620
Crookston	KROX-AM	1260	Spencer	KICD-AM	1240
Dassel-Hutch	KARP-FM	106.9			
Detroit Lakes	KBOT-FM	104.1	NORTH DAKOTA		
Detroit Lakes	KDLM-AM	1340	Bismark	KFYR-AM	550
Duluth	KQDS-FM	92.1	Carrington	KDAK-AM	1600
Duluth	KQDS-AM	1490	Devils Lake	KDLR-AM	1240
Ely	WELY-AM	1450	Dickinson	KLTC-AM	1460
Eveleth	KRBT-AM	1340	Fargo	KRWK-FM	101.9
Fergus Falls	KBRF-AM	1250	Fargo	KVOX-AM	740
Grand Rapids	KMFY-FM	96.9	Grand Forks	KKXL-AM	1440
Glencoe	KGLB-AM	1310	Valley City	KOVC-AM	1490
Hibbing	WMNT-AM	650	Williston	KEYZ-AM	660
Int'l Falls	KSDM-FM	104.1			
Jackson	KRAQ-FM	105.7	SOUTH DAKOTA		
Marshall	KARL-FM	105.1	Aberdeen	KSDN-AM	930
Mankato	KYSM-AM	1230	Pierre/Mobridge	KMLO-FM	100.7
Mankato	KXLP-FM	94.1	Sisseton	KBWS-FM	102.9
Morris	KKOK-FM	95.7	Sioux Falls	KWSN-AM	1230
New Ulm	KNUJ-FM	107.3	Watertown	KPHR-FM	106.3
Pine City	WCMP-FM	100.9	Yankton	WNAX-AM	570
Rochester	KRCH-FM	101.7			
Rochester	KWEB-AM	1270	WISCONSIN		
Roseau	KKWQ-FM	92.5	Eau Claire	WMEQ-AM	880
Saint Cloud	WJON-AM	1240	Hayward	WHSM-FA	101.0
Saint Cloud	KXXS-AM	1390	LaCrosse	KQYB-FM	98.3
Spring Grove	KQYB-FM	98.3	Rice Lake	WKFX-FM	99.1

VEN KEEPS FANS IN THE GAME

Vikings Entertainment Network (VEN) is the umbrella for all Vikings content and entertainment initiatives including Preseason TV, team TV shows, Vikings.com, in-stadium programming as well as the Minnesota Vikings Cheerleaders (MVC), Skol Line Drum Team, and Viktor the Viking.

In 2016, Vikings Preseason TV will again be simulcast with games airing LIVE locally on FOX 9 KMSP as well as on KFAN 100.3 FM and the Vikings Radio Network. The simulcast team of Paul Allen, Pete Bercich, Greg Coleman and Ben Leber will return.

Vikings GamePlan returns for a 10th season featuring the "Voice of the Vikings" Paul Allen, as well as head coach Mike Zimmer, a weekly player guest, game film review and expert analysis. Vikings GamePlan is produced by VEN and airs Saturdays on FOX 9 KMSP and Sundays on FOX Sports North.

Vikings: Beyond the Gridiron, the Emmy Award winning documentary-style show focuses on the rare inside access that only a team network can provide. Beyond the Gridiron is in its 5th season and is co-produced by VEN and Elite Edge Productions and airs Fridays on My 29 WFTC, and Sundays on FOX 9 KMSP and Fox Sports North.

Vikings Connected is a Vikings fan-centric show driven by digital content and is co-hosted by Erin Newburg and Chris Hawkey from the Vikings Radio Flagship KFAN. Fans can interact with the show throughout the season by using #VikingsConnected. Vikings Connected is produced by VEN and airs Saturday nights on My 29 WFTC and Sundays on Fox Sports North.

New this year is Vikings GameDay LIVE, the team's live one hour pregame TV show. Featuring in-depth analysis and commentary to get you ready for each week's game, Vikings GameDay LIVE will bring you live reports from the field each week, all leading up to gameday. Vikings GameDay LIVE is produced by VEN in conjunction with FOX 9 KMSP and airs Sunday mornings on FOX 9 KMSP.

Also new this season is Vikings Huddle, a show for our young Vikings fans. Each week will feature a chance for fans to get to know their favorite Vikings players in a fun, entertaining way both on and off the field. Plus we'll teach you how lessons learned on the football field can be used in everyday life. Vikings Huddle is produced by VEN and airs Saturday mornings on FOX 9.

Vikings.com provides the most team content, with daily in-season video features and team updates. Vikings.com is your source for everything purple. For comments or questions regarding Vikings Entertainment Network, please email entertainmentatvikings.nfl.net.



QUICK HITS

- Franchise Founded:** January 28, 1960
- First Head Coach:** Norm Van Brocklin
- First Regular Season Game:** 9/17/61 - Vikings 37, Chicago Bears 13
- First Playoff Game:** 12/22/68 - Vikings 14, Baltimore Colts 24
- First Super Bowl:** Super Bowl IV (1/11/70) Vikings 7, Chiefs 23
- Playoff Appearances/Games:** 27/46
- Super Bowl Appearances:** 4 - Super Bowls IV, VIII, IX and XI
- All-Time Record (Reg. Season & Postseason):** 473-410-10
- All-Time NFC Record (Reg. Season & Postseason):** 387-319-10
- All-Time Home Record (Reg. Season & Postseason):** 281-160-4
- All-Time Away Record (Reg. Season & Postseason):** 192-246-6
- Home Stadiums:**
 - Metropolitan Stadium (1961-1981) - 97-59-4
 - HHH Metrodome (1982-2013) - 168-92-0
 - TCF Bank Stadium (2014-2015) - 11-7-0
 - U.S. Bank Stadium (2016-present) - 3-1-0

- Stadium Info:** U.S. Bank Stadium
- Capacity:** 66,655 (expandable to 72,000)
- Address:** 900 S. 5th St., Minneapolis, MN 55415
- Playing Surface:** UBU Sports' Speed Series S5-M synthetic turf
- Training Facilities:** Winter Park
- Address:** 9520 Viking Drive, Eden Prairie, MN 55344
- Ticket Office Address:** 801 4th St. S., Minneapolis, MN 55415
- Training Camp:** Minnesota State University-Mankato
- Address:** 700 Ellis Avenue, Mankato, MN 56002
- Owner/Chairman:** Zygi Wilf
- Owner/President:** Mark Wilf





U.S. BANK STADIUM GAME DAY INFO

Credential requests are honored for accredited media on specific assignments and must be made through the Vikings' PR department. Credentials will NOT be issued to writers or photographers working on a free-lance basis unless the request is made by a recognized publication or news entity. The Vikings PR staff will evaluate online entities, including blogs, and determine whether or not those entities will be issued credentials.

2016 SEASON PRESS CREDENTIALS

- * All press credential requests for the full 2016 season must be submitted via email to Vikings Public Relations Manager Jon Ekstrom (ekstromj@vikings.nfl.net). Faxes will not be accepted.
- * Requests are to be submitted on company letterhead by your editor or station manager and should include the name of the person(s) that will be using the credential(s) as well as the specific job function (photographer, reporter, etc.).
- * Upon review of request, outlets will be notified of acceptance or denial, and credentials will be distributed prior to the first preseason game.

2016 SINGLE-GAME PRESS CREDENTIALS

- * Media representatives who have not been issued season press credentials must request single-game credentials no later than Monday of the specific game week.
- * Requests must be submitted via email to Jon Ekstrom (ekstromj@vikings.nfl.net). Faxes will not be accepted.
- * Requests are to be submitted on company letterhead by your editor or station manager. They should include the name of the person(s) that will be using the credential(s) as well as the specific job function (photographer, reporter, etc.).

2016 ROAD GAME PRESS CREDENTIALS

- * For road games, members of the media must request credentials no later than Thursday prior to the specific game week.
- * Requests must be submitted via email to Bob Hagan (haganbat@vikings.nfl.net).

PRESS WILL CALL/PRESS ENTRANCE

- * The Sid Hartman Media Entrance at U.S. Bank Stadium is located on the southeast side of the stadium near the player parking lot and Pentair Gate.
- * Working media must enter the stadium through the Sid Hartman Media Entrance, which has direct elevator access to the press box.

SECURITY

- * Picture identification is required at the press will call, and all bags will be searched. Any bag without a security tag is subject to removal by Vikings security.
- * A valid credential is required and should be displayed at all times while at U.S. Bank Stadium. This credential is not transferable between parties, even among members of the same media outlet. If the name on the credential does not match the name on the Vikings master list, the credential is subject to revocation by Vikings security.

VIKINGS YEAR-BY-YEAR

Year	Preseason	Regular Season	Playoffs
1961	0-5-0	3-11-0	0-0
1962	2-3-0	2-11-1	0-0
1963	4-1-0	5-8-1	0-0
1964	5-0-0	8-5-1	0-0
1965	5-0-0	7-7-0	0-0
1966	3-1-1	4-9-1	0-0
1967	2-3-0	3-8-3	0-0
1968	3-2-0	8-6-0	0-1
1969	5-1-0	12-2-0	2-1 (SB loss)
1970	4-2-0	12-2-0	0-1
1971	4-2-0	11-3-0	0-1
1972	3-2-0	7-7-0	0-0
1973	5-0-0	12-2-0	2-1 (SB loss)
1974	3-2-0	10-4-0	2-1 (SB loss)
1975	2-3-1	12-2-0	0-1
1976	3-3-0	11-2-1	2-1 (SB loss)
1977	4-2-0	9-5-0	1-1
1978	2-2-0	8-7-1	0-1
1979	0-4-0	7-9-0	0-0
1980	3-1-0	9-7-0	0-1
1981	1-3-0	7-9-0	0-0
1982	3-2-0	5-4-0	1-1
1983	3-1-0	8-8-0	0-0
1984	1-3-0	3-13-0	0-0
1985	3-1-0	7-9-0	0-0
1986	3-1-0	9-7-0	0-0
1987	2-2-0	8-7-0	2-1
1988	3-1-0	11-5-0	1-1
1989	3-1-0	10-6-0	0-1
1990	3-1-0	6-10-0	0-0
1991	2-2-0	8-8-0	0-0
1992	4-0-0	11-5-0	0-1
1993	4-1-0	9-7-0	0-1
1994	3-2-0	10-6-0	0-1
1995	2-2-0	8-8-0	0-0
1996	1-3-0	9-7-0	0-1
1997	3-2-0	9-7-0	1-1
1998	4-0-0	15-1-0	1-1
1999	2-2-0	10-6-0	1-1
2000	1-3-0	11-5-0	1-1
2001	4-0-0	5-11-0	0-0
2002	2-2-0	6-10-0	0-0
2003	1-3-0	9-7-0	0-0
2004	2-2-0	8-8-0	1-1
2005	3-1-0	9-7-0	0-0
2006	2-1-1	6-10-0	0-0
2007	2-2-0	8-8-0	0-0
2008	1-3-0	10-6-0	0-1
2009	3-1-0	12-4-0	1-1
2010	3-1-0	6-10-0	0-0
2011	2-2-0	3-13-0	0-0
2012	1-3-0	10-6-0	0-1
2013	1-3-0	5-10-1	0-0
2014	4-0-0	7-9-0	0-0
2015	4-1-0	11-5	0-1
2016	4-0-0	5-3	0-0
Totals	152-97-3 (.610)	454-382-10 (.543)	19-28 (.404)

VIKINGS COACHES

Years	Head Coach	Total Games	Regular Season (%)	Playoffs (%)	Overall (%)
1961-66	Norm Van Brocklin	84	29-51-4 (.369)	0-0-0 (.000)	29-51-4 (.369)
1967-83, 1985	Bud Grant	281	158-96-5 (.618)	10-12-0 (.454)	168-108-5 (.607)
1984	Les Steckel	16	3-13-0 (.188)	0-0-0 (.000)	3-13-0 (.188)
1986-91	Jerry Burns	101	52-43-0 (.547)	3-3-0 (.500)	55-46-0 (.544)
1992-2001	Dennis Green	171	97-62-0 (.610)	4-8-0 (.333)	101-70-0 (.591)
2002-05	Mike Tice	67	32-33-0 (.492)	1-1-0 (.500)	33-34-0 (.493)
2006-2010	Brad Childress	77	39-35-0 (.527)	1-2-0 (.333)	40-37-0 (.519)
2010-2013	Leslie Frazier	55	21-32-1 (.398)	0-1-0 (.000)	21-33-1 (.391)
2014-Present	Mike Zimmer	41	23-17-0 (.575)	0-1-0 (.000)	23-18-0 (.560)



VIKINGS PUBLIC RELATIONS STAFF



Bob Hagan
Exec. Director of PR
612-327-7069
haganbatvikings.nfl.net



Tom West
Asst. Director of PR
612-327-7075
westtatvikings.nfl.net



Jeff Anderson
Exec. Director of
Communications
612-247-4482
andersonjatvikings.nfl.net



Jon Ekstrom
PR Manager
612-418-6265
ekstromjatvikings.nfl.net



Sam Newton
PR Assistant
612-965-4712
newtonsatvikings.nfl.net



Lester Bagley
Exec.VP of Public Affairs &
Stadium Development
612-237-7560
bagleylatvikings.nfl.net



Kelly Kleine
College Scouting Assistant
612-619-4976
kleinekatvikings.nfl.net



Chase Russell
PR Intern
612-718-4093
russellcatvikings.nfl.net



Walt Scher
PR Intern
612-518-8963
scherwatvikings.nfl.net



Chuck Whitlock
PR/Digital Media Intern
612-210-0074
whitlockcatvikings.nfl.net

WEEKLY MEDIA SCHEDULE

The typical Vikings weekly media schedule during the season is below:

MONDAY

12:15 p.m. - Open Locker Room
2:00 p.m. - Zimmer Press Conference

TUESDAY

Players Day Off - No Media Access

WEDNESDAY

11:35 a.m. - Zimmer Available
11:05 - 11:50 a.m. - Open Locker Room
1:00 - Practice*

THURSDAY

11:00 a.m. - Turner/Edwards/Priefer Available
11:05 a.m. - 11:50 p.m. - Open Locker Room/Peterson
1:00 - Practice*

FRIDAY

11:00 a.m. - Practice*
12:30 p.m. - Coach Zimmer Press Conference
12:30 p.m. - 1:15 p.m. - Open Locker Room

SATURDAY

No Media Access

SUNDAY

Post-Game - Coach Zimmer Press Conference
Post-Game - Open Locker Room

* Practice is open to media through individual drills
Practice schedule subject to change

VIKINGS ON THE WEB

The Minnesota Vikings official website, which can be viewed at <http://www.vikings.com>, provides Vikings fans with everything they need to follow their favorite team. Vikings.com is one of the league's most trafficked sites and is the only place on the web that provides complete video and audio of all Vikings press conferences. Additionally, the website provides unique and exclusive written and video content that can only be found on Vikings.com.

Vikings media members can find stats, press releases, weekly game releases and updated rosters under the press tab.

COACH ZIMMER PRESS CONFERENCES

Head Coach **Mike Zimmer** will be available in the fieldhouse or on the outdoor practice field on Mondays, Wednesdays and Fridays during the regular season.

COORDINATOR AVAILABILITY

Offensive Coordinator **Norv Turner**, Defensive Coordinator **George Edwards** and Special Teams Coordinator **Mike Priefer** will be available every Thursday during the regular season. All other interview requests for coordinators should be directed to a member of the PR staff.

ASSISTANT COACH AVAILABILITY

All position coach interviews must be scheduled through the PR department a day in advance. Position coaches are available for questions on specific players and the position group but coordinators will always serve as the primary spokesmen in their areas.



PRESS BOX

- * The press box is located above the Sid Hartman media entrance on the southeast side of the stadium. Media check-in and elevators are located directly inside the media entrance.
- * Seating charts and booth locations are located in the press box along with wireless internet information.
- * Pre-game meal and halftime snack will be available in the back of the press box.
- * Vikings PR representatives will be located in seats 9-12 in row 2 of the main press box.
- * The visiting team PR staff is located in seats 41-44 in row 2 of the main press box.
- * Play-by-play account, statistics and quotes will be distributed in the press box during and after the game.
- * For field/locker room access, take the elevators to -2 and follow the signage to your respective area.

STILL PHOTO/TV CAMERA/PRE-POST

- * There are three photo workrooms located inside the stadium. The main photo workroom is located by the broadcast compound on level -2. All seats will be assigned in this area. The 2nd area is the postgame press conference room for the Vikings that is located on level -2. Tables will be placed along the wall to serve as work stations. All seats along the tables will be assigned. The 3rd, and largest, area is the broadcast dining room. We will have access to this space 2 hours prior to kickoff after the Network TV meal has been served. This room is located next to the main photo workroom. This room will be open seating and is best for media that have pre/post area and that are not taking still photographs during the game.
- * All media members with a pre/post credential will be staged in either the Vikings press conference room of the broadcast dining room during the game. Media with a pre/post credential will not have access to the press box but will have access to both locker rooms and press conference rooms following the game.
- * Prior to going on the field, photographers must sign a liability waiver upon entering the Sid Hartman media entrance. If you need to check out a photo vest or register your wireless frequency this must also be done at the media entrance prior to entering the field.
- * Photographers, videographers and media members with a pre/post credential will have access to one meal on game day. Waters will be provided throughout the day in the photo workrooms.
- * Wireless internet and the ability to watch the game on TV is available in all photo workrooms.

POST GAME FIELD/LOCKER ROOM/PRESS CONFERENCE ACCESS

- * Media members are allowed on the field to interview Vikings players coming off the field.
- * Both home and visiting locker rooms will open approximately 10 minutes after the game.
- * The Vikings press conference room is directly across from the locker room on level -2.
- * Head Coach Mike Zimmer will address the media following every game. Quarterbacks and notable players will also address the media.
- * Post-game transcripts will be available in the press box after the game.

VIKINGS MEDIA-ONLY FTP SITE

The Minnesota Vikings media-only FTP site is designed to assist media members with their daily coverage needs. Along with access to audio files from press conferences, the site includes team logos, coach and player headshots, press releases, year-by-year media guides, among other media-related items. For more information on the FTP site, media members may contact Vikings Public Relations Assistant Sam Newton at 952-828-8382 or newtonsatvikings.nfl.net.

VIKINGS MEDIA-ONLY FTP SITE INSTRUCTIONS

FIREFOX/CHROME

- 1) Enter the URL – <ftp://vikings.flashspot.tv/>
- 2) Enter the following username and password (case sensitive) when prompted:

Username: vPR-Read
Password: M!nn3apolis-612

INTERNET EXPLORER

- 1) Enter the URL – <ftp://vikings.flashspot.tv/>
- 2) Enter the following username and password (case sensitive) when prompted:

Username: vPR-Read
Password: M!nn3apolis-612

- 3) Page will refresh and appear like the example below. Click the 'Page' dropdown and select 'Open FTP Site in Windows Explorer.'
- 4) A new pop up window will open. Enter the same username and password as above (may have to enter it twice).
- 5) FTP site will open via Windows Explorer and folders/files can be navigated/downloaded.

ONLINE DIGITAL MEDIA GUIDE

For instant access to the Minnesota Vikings online content (media guides, weekly books, schedule notes, draft guides and more) visit <http://vikings.1stroundmediagroup.com/weeklybooks/>





U.S. BANK STADIUM INAUGURAL SEASON

VIKINGS VITALS

- Offensive and Defensive Statistics
 - Rosters and Depth Chart
 - Participation Chart
 - How The Vikings Were Built
 - Roster Moves
 - Game-By-Game Statistics
 - The Last Time

VIKINGS 2016 REGULAR SEASON STATISTICS



Won 5, Lost 3

9/11	W, 25-16	at Tennessee	63,816
9/18	W, 17-14	vs Green Bay	66,813
9/25	W, 22-10	at Carolina	73,813
10/3	W, 24-10	vs NY Giants	66,690
10/9	W, 31-13	vs Houston	66,683
10/23	L, 10-21	at Philadelphia	69,596
10/31	L, 10-20	at Chicago	60,422
11/6	L, 16-22 (OT)	vs Detroit	66,807

	Minnesota	Opponent
Total First Downs	142	143
Rushing	34	38
Passing	98	86
Penalty	10	19
3rd Down: Made/Att	45/116	41/107
3rd Down Pct.	38.8%	38.3%
4th Down: Made/Att	5/9	1/7
4th Down Pct.	55.6%	14.3%
Possession Avg.	30:54	29:06
Total Net Yards	2390	2391
Avg. Per Game	298.8	298.9
Total Plays	511	501
Avg. Per Play	4.7	4.8
Net Yards Rushing	581	745
Avg. Per Game	72.6	93.1
Total Rushes	214	185
Net Yards Passing	1809	1646
Avg. Per Game	226.1	205.8
Sacked/Yards Lost	21/142	21/157
Gross Yards	1951	1803
Attempts/Completions	276/184	295/170
Completion Pct.	66.7%	57.6%
Had Intercepted	1	10
Punts/Average	43/43.2	39/47.1
Net Punting Avg.	39.7	39.3
Penalties/Yards	53/472	45/361
Fumbles/Ball Lost	10/4	12/7
Touchdowns	17	13
Rushing	4	4
Passing	9	8
Returns	4	1

Score By Periods	Q1	Q2	Q3	Q4	OT	Pts
Team	23	42	36	54	0	155
Opponents	26	44	14	36	6	126

Scoring	TD	Ru	Pa	Rt	PAT	FG	2Pt	Pts
B.Walsh	0	0	0	0	13/16	12/16	0	49
K.Rudolph	4	0	4	0	0/0	0/0	0	24
M.Asiata	2	2	0	0	0/0	0/0	0	12
C.Patterson	2	0	2	0	0/0	0/0	0	12
M.Sherels	2	0	0	2	0/0	0/0	0	12
S.Diggs	2	0	2	0	0/0	0/0	0	12
D.Hunter	1	0	0	1	0/0	0/0	0	8
J.McKinnon	1	1	0	0	0/0	0/0	1	8
E.Kendricks	1	0	0	1	0/0	0/0	0	6
R.Ellison	1	1	0	0	0/0	0/0	0	6
A.Thielen	1	0	1	0	0/0	0/0	0	6
Vikings	17	4	9	4	13/16	12/16	1	155
Opponents	13	4	8	1	10/10	12/14	1	126

2-Pt. Conversions: Team 1/1, Opponents: 1/2

Sacks: E.Griffen 6.0, D.Hunter 4.0, B.Robison 4.0, L.Joseph 3.0, T.Johnson 2.0, A.Barr 1.0, H.Smith 1.0

Vikings: 21.0, Opponents: 21.0

RUSHING	No.	Yds	Avg	Long	TD
M.Asiata	71	227	3.2	29	2
J.McKinnon	75	225	3.0	25	1
A.Peterson	31	50	1.6	9	0
R.Hillman	12	39	3.3	14	0
C.Patterson	4	15	3.8	8	0
S.Diggs	3	10	3.3	12	0
Z.Line	5	8	1.6	2	0
S.Hill	2	8	4.0	9	0
R.Ellison	1	1	1.0	1t	1
S.Bradford	10	-2	-0.2	5	0
Vikings	214	581	2.7	29	4
Opponents	185	745	4.0	69	4

RECEIVING	No.	Yds	Avg	Long	TD
S.Diggs	48	546	11.4	46	2
K.Rudolph	32	323	10.1	22	4
A.Thielen	29	432	14.9	36t	1
C.Patterson	27	239	8.9	21	2
M.Asiata	17	148	8.7	31	0
J.McKinnon	8	29	3.6	10	0
C.Johnson	7	101	14.4	40	0
R.Hillman	4	43	10.8	32	0
J.Wright	4	32	8.0	11	0
R.Ellison	3	24	8.0	18	0
A.Peterson	2	7	3.5	7	0
L.Treadwell	1	15	15.0	15	0
M.Pruitt	1	7	7.0	7	0
S.Bradford	1	5	5.0	5	0
Z.Line	0	0	0	0	0
Vikings	184	1951	10.6	46	9
Opponents	170	1803	10.6	67	8

INTERCEPTIONS	No.	Yds	Avg	Long	TD
X.Rhodes	2	29	14.5	29	0
A.Sendejo	2	18	9.0	16	0
T.Waynes	2	4	2.0	4	0
E.Kendricks	1	77	77.0	77t	1
C.Greenway	1	17	17.0	17	0
T.Johnson	1	4	4.0	4	0
T.Newman	1	0	0.0	0	0
Vikings	10	149	14.9	77t	1
Opponents	1	0	0.0	0	0

PUNTING	No.	Yds	Avg	Net	TB	In20	Lg	B
J.Locke	43	1856	43.2	39.7	3	21	71	0
Vikings	43	1856	43.2	39.7	3	21	71	0
Opponents	39	1836	47.1	39.3	3	13	64	0

PUNT RETURNS	Ret	FC	Yds	Avg	Long	TD
M.Sherels	14	8	192	13.7	79t	2
S.Diggs	5	0	40	8.0	19	0
A.Thielen	1	1	4	4.0	4	0
C.Patterson	0	0	9	0	9	0
Vikings	20	9	245	12.3	79t	2
Opponents	11	18	89	8.1	18	0

KICKOFF RETURNS	No.	Yds	Avg	Long	TD
C.Patterson	12	332	27.7	61	0
M.Sherels	2	35	17.5	18	0
C.Johnson	1	16	16.0	16	0
L.Treadwell	1	0	0.0	0	0
Vikings	16	383	23.9	61	0
Opponents	19	500	26.3	98t	1

FIELD GOALS	1-19	20-29	30-39	40-49	50+
B.Walsh	1/1	1/1	5/6	4/6	1/2
Vikings	1/1	1/1	5/6	4/6	1/2
Opponents	0/0	3/3	4/4	3/3	2/4

Fumbles Lost: S.Bradford 2, A.Sendejo 1, M.Sherels 1 Total: 4

Opponent Fumble Recoveries: A.Sendejo 2, H.Smith 1, S.Stephen 1, A.Barr 1, D.Hunter 1, M.Sherels 1 Total: 7

Walsh: (37WL, 56WL, 50, 33, 45, 30) (46) (28, 31) (46WL, 44) (19) (48) (30) (33, 46B)

Opponent: (28) () (48, 54RU) (40) (51WR, 38, 30) (35, 21) (30, 28) (47, 53, 58)

PASSING	Att	Cmp	Yds	Cmp%	Yds/Att	TD	TD%	Int	Int%	Long	Sack	Rating
S.Bradford	243	166	1715	68.3%	7.1	9	3.7%	1	0.4%	46	21/142	99.0
S.Hill	33	18	236	54.5%	7.2	0	0.0%	0	0.0%	33	0/0	77.3
Vikings	276	184	1951	66.7%	7.1	9	3.3%	1	0.4%	46	21/142	96.4
Opponents	295	170	1803	57.6%	6.1	8	2.7%	10	3.4%	67	21/157	70.5

VIKINGS 2016 REGULAR SEASON STATISTICS



	TKL	AST	COMB	TFL	SACK	QBH	FF	FR	INT	PD
Harrison Smith	41	25	66	2	1.0	2	0	2	0	2
Eric Kendricks	42	16	58	2	0.0	0	1	0	1	7
Linval Joseph	23	26	49	6	3.0	18	1	0	0	0
Anthony Barr	32	10	42	2	1.0	13	0	1	0	2
Andrew Sendejo	22	14	36	0	0.0	0	0	2	2	2
Captain Munneryn	22	9	31	2	0.0	0	0	0	0	2
Everson Griffen	21	9	30	8	6.0	39	1	0	0	0
Trae Waynes	25	3	28	1	0.0	0	0	0	2	9
Danielle Hunter	14	12	26	5	4.0	22	1	1	0	1
Terence Newman	21	4	25	1	0.0	1	0	0	1	5
Shamar Stephen	13	10	23	0	0.0	8	0	1	0	0
Xavier Rhodes	17	3	20	1	0.0	0	1	0	2	9
Chad Greenway	13	7	20	1	0.0	0	0	0	1	1
Brian Robison	13	6	19	7	4.0	14	2	0	0	1
Tom Johnson	9	4	13	4	2.0	33	0	0	1	1
Anthony Harris	3	2	5	0	0.0	0	0	0	0	0
Mackensie Alexander	2	1	3	0	0.0	0	0	0	0	1
Emmanuel Lamur	2	1	3	0	0.0	0	0	0	0	0
Audie Cole	1	0	1	0	0.0	0	0	0	0	0
Marcus Sherels	0	0	0	0	0.0	0	0	0	0	1
Justin Trattou	0	0	0	0	0.0	1	0	0	0	0
TOTALS	337	168	505	42	21.0	151	7	7	10	44

SACKS

	SACKS
E. Griffen	6.0
D. Hunter	4.0
B. Robison	4.0
L. Joseph	3.0
T. Johnson	2.0
A. Barr	1.0
H. Smith	1.0
TOTALS	21.0

TACKLES FOR LOSS

	TFL
E. Griffen	8
B. Robison	7
L. Joseph	6
D. Hunter	5
T. Johnson	4
E. Kendricks	2
H. Smith	2
C. Munneryn	2
A. Barr	2
C. Greenway	1
T. Newman	1
X. Rhodes	1
T. Waynes	1

QUARTERBACK HURRIES

	QBH
E. Griffen	39
T. Johnson	33
D. Hunter	22
L. Joseph	18
B. Robison	14
A. Barr	13
S. Stephen	8
H. Smith	2
T. Newman	1
J. Trattou	1
TOTALS	151

PASSES DEFENSED

	PD
X. Rhodes	9
T. Waynes	9
E. Kendricks	7
T. Newman	5
A. Barr	2
C. Munneryn	2
H. Smith	2
A. Sendejo	2
C. Greenway	1
B. Robison	1
M. Sherels	1
M. Alexander	1
D. Hunter	1
T. Johnson	1
TOTALS	44

INTERCEPTIONS

	INTS - YDS
X. Rhodes	2 - 29
A. Sendejo	2 - 18
T. Waynes	2 - 4
E. Kendricks	1 - 77
C. Greenway	1 - 17
T. Johnson	1 - 4
T. Newman	1 - 0
TOTALS	10 - 149

SPECIAL TEAMS

	SOLO	AST	TOT	FF	FR	BL
E. Lamur	2	5	7	0	0	0
A. Harris	4	1	5	0	0	0
A. Cole	3	1	4	0	0	0
A. Sendejo	2	2	4	0	0	0
A. Thielen	3	0	3	0	0	0
C. Patterson	3	0	3	0	0	0
T. Waynes	3	0	3	0	0	0
M. Sherels	2	1	3	0	1	0
J. Kearse	2	1	3	0	0	0
E. Robinson	1	2	3	0	0	0
J. McKinnon	1	1	2	0	0	0
J. Trattou	1	1	2	0	0	0
Z. Line	1	0	1	0	0	0
K. Brothers	1	0	1	0	0	0
R. Ellison	1	0	1	0	0	0
J. Berger	1	0	1	0	0	0
M. Alexander	0	1	1	0	0	0
D. Hunter	0	1	1	0	0	0
TOTALS	31	17	48	0	1	0

VIKINGS 2016 ALPHABETICAL ROSTER



UPDATED: NOVEMBER 7, 2016

No.	Name	Pos	Ht	Wt	Age	Birthdate	Exp	College	HS Hometown	Acquired
20	Alexander, Mackensie	CB	5-10	192	22	11/12/93	R	Clemson	Immokalee, FL	D2 '16
44	Asiata, Matt	RB	6-0	219	29	7/24/87	5	Utah	Santa Ana, CA	FA '12
55	Barr, Anthony	LB	6-5	255	24	3/18/92	3	UCLA	San Pedro, CA	D1a '14
64	Beavers, Willie	G	6-5	322	23	10/2/93	R	Western Michigan	Southfield, MI	D4 '16
61	Berger, Joe	C	6-5	305	34	5/25/82	12	Michigan Tech	Newaygo, MI	FA '11
76	Boone, Alex	G	6-8	310	29	5/4/87	7	Ohio State	Lakewood, OH	UFA '16
8	Bradford, Sam	QB	6-4	224	28	11/8/87	7	Oklahoma	Oklahoma City, OK	T (PHI) '16
40	Brothers, Kentrell	LB	6-1	242	23	2/8/93	R	Missouri	Edmond, OK	D5 '16
68	Clemmings, T.J.	T	6-5	309	24	11/18/91	2	Pittsburgh	Teaneck, N.J.	D4 '15
57	Cole, Audie	LB	6-5	248	27	6/1/89	5	NC State	Monroe, MI	D7a '12
14	Diggs, Stefon	WR	6-0	191	22	11/29/93	2	Maryland	Gaithersburg, MD	D5b '15
62	Easton, Nick	C	6-3	303	24	6/16/92	2	Harvard	Lenoir, N.C.	T (SF) '15
85	Ellison, Rhett	TE	6-5	250	28	10/3/88	5	Southern California	Portola Valley, CA	D4b '12
73	Floyd, Sharrif	DT	6-3	311	25	5/28/91	4	Florida	Philadelphia, PA	D1a '13
63	Fusco, Brandon	G	6-4	306	28	7/26/88	6	Slippery Rock	Cranberry Township, PA	D6c '11
52	Greenway, Chad	LB	6-3	237	33	1/12/83	11	Iowa	Mt. Vernon, S.D.	D1 '06
97	Griffen, Everson	DE	6-3	273	28	12/22/87	7	Southern California	Avondale, AZ	D4 '10
41	Harris, Anthony	S	6-1	192	25	10/9/91	2	Virginia	Chesterfield, VA	UDFA '15
13	Hill, Shaun	QB	6-3	230	36	1/9/80	15	Maryland	Parsons, KS	FA '15
33	Hillman, Ronnie	RB	5-9	195	25	9/14/91	5	San Diego State	La Harba, CA	FA '16
99	Hunter, Danielle	DE	6-5	252	21	10/29/94	2	LSU	Katy, TX	D3 '15
12	Johnson, Charles	WR	6-2	217	27	2/27/89	4	Grand Valley State	Erlanger, KY	PS (CLE) '14
92	Johnson, Tom	DT	6-3	288	32	8/30/84	6	Southern Mississippi	Moss Point, MS	FA '14
98	Joseph, Linval	DT	6-4	329	28	10/10/88	7	East Carolina	Gainesville, FL	FA '14
27	Kearse, Jayron	S	6-4	215	22	2/11/94	R	Clemson	Ft. Myers, FL	D7b '16
54	Kendricks, Eric	LB	6-0	232	24	2/29/92	2	UCLA	Fresno, CA	D2 '15
67	Kerin, Zac	G	6-5	305	25	8/13/91	2	Toledo	Lewis Center, OH	UDFA '14
59	Lamur, Emmanuel	LB	6-4	245	27	6/8/89	5	Kansas State	West Palm Beach, FL	UFA '16
48	Line, Zach	FB	6-1	233	26	4/26/90	4	SMU	Oxford, MI	UDFA '13
18	Locke, Jeff	P	6-0	195	27	9/27/89	4	UCLA	Glendale, AZ	D5 '13
72	Long, Jake	T	6-7	312	31	5/9/85	9	Michigan	Lapeer, MI	FA '16
47	McDermott, Kevin	LS	6-5	240	26	1/12/90	4	UCLA	Nashville, TN	FA '15
21	McKinnon, Jerick	RB	5-9	205	24	5/3/92	3	Georgia Southern	Marietta, GA	D3b '14
89	Morgan, David	TE	6-4	265	23	5/19/93	R	Texas-San Antonio	Marble Falls, TX	D6b '16
24	Munnerlyn, Captain	CB	5-9	195	28	4/10/88	8	South Carolina	Mobile, AL	FA '14
23	Newman, Terence	CB	5-10	197	38	9/4/78	14	Kansas State	Salina, KS	FA '15
84	Patterson, Cordarrelle	WR	6-2	220	25	3/17/91	4	Tennessee	Rockhill, S.C.	D1c '13
83	Pruitt, MyCole	TE	6-2	258	24	3/24/92	2	Southern Illinois	St. Louis, MO	D5a '15
29	Rhodes, Xavier	CB	6-1	218	26	6/19/90	4	Florida State	Miami, FL	D1b '13
51	Robinson, Edmond	LB	6-3	245	24	2/23/92	2	Newberry	Wadmalaw Island, S.C.	D7b '15
96	Robison, Brian	DE	6-3	259	33	4/27/83	10	Texas	Splendora, TX	D4 '07
82	Rudolph, Kyle	TE	6-6	265	26	11/9/89	6	Notre Dame	Cincinnati, OH	D2 '11
34	Sendejo, Andrew	S	6-1	210	29	9/9/87	6	Rice	San Antonio, TX	FA '11
35	Sherels, Marcus	CB	5-10	175	29	9/30/87	6	Minnesota	Rochester, MN	UDFA '10
78	Sirles, Jeremiah	T	6-6	315	25	8/8/91	3	Nebraska	Lakewood, CO	T (SD) '15
22	Smith, Harrison	S	6-2	214	27	2/2/89	5	Notre Dame	Knoxville, TN	D1b '12
93	Stephen, Shamar	DT	6-5	310	25	2/25/91	3	Connecticut	Westbury, N.Y.	D7a '14
19	Thielen, Adam	WR	6-2	200	26	8/22/90	3	Minnesota State	Detroit Lakes, MN	UDFA '13
94	Trattou, Justin	DE	6-4	258	28	8/28/88	5	Florida	Ramsey, N.J.	FA '13
11	Treadwell, Laquon	WR	6-2	215	21	6/14/95	R	Mississippi	Crete, IL	D1 '16
3	Walsh, Blair	K	5-10	170	26	1/8/90	5	Georgia	Boca Raton, FL	D6 '12
26	Waynes, Trae	CB	6-0	190	24	7/25/92	2	Michigan State	Kenosha, WI	D1 '15
17	Wright, Jarius	WR	5-10	191	26	11/25/89	5	Arkansas	Warren, AR	D4a '12

ACTIVE ROSTER - 53

2016 MINNESOTA VIKINGS COACHING STAFF

Head Coach: Mike Zimmer

Coordinators: George Edwards (Defensive Coordinator), Mike Priefer (Special Teams Coordinator), Pat Shurmur (Interim Offensive Coordinator). **Assistants:** Ryan Ficken (Assistant Special Teams), Hank Fraley (Assistant Offensive Line), Jonathan Gannon (Assistant Defensive Backs), Jerry Gray (Defensive Backs), Jeff Howard (Defensive Assistant), Jeff Hurd (Assistant Strength & Conditioning Coach), Andrew Janocko (Quality Control - Offense), Chaz Mahle (Assistant Strength & Conditioning Coach), Andre Patterson (Defensive Line), Drew Petzing (Assistant Wide Receivers), Robert Rodriguez (Assistant Defensive Line), Brent Salazar (Strength & Conditioning Coach), Tony Sparano (Offensive Line), Kevin Stefanski (Running Backs), George Stewart (Wide Receivers), Scott Turner (Quarterbacks), Adam Zimmer (Linebackers).

VIKINGS 2016 NUMERICAL ROSTER



UPDATED: NOVEMBER 7, 2016

No.	Name	Pos	Ht	Wt	Age	Birthdate	Exp	College	HS Hometown	Acquired
3	Blair Walsh	K	5-10	170	26	1/8/90	5	Georgia	Boca Raton, FL	D6'12
8	Sam Bradford	QB	6-4	224	28	11/8/87	7	Oklahoma	Oklahoma City, OK	T (PHI)'16
11	Laquon Treadwell	WR	6-2	215	21	6/14/95	R	Mississippi	Crete, IL	D1'16
12	Charles Johnson	WR	6-2	217	27	2/27/89	4	Grand Valley State	Erlanger, KY	PS (Cle.)'14
13	Shaun Hill	QB	6-3	230	36	1/9/80	15	Maryland	Parsons, KS	FA'15
14	Stefon Diggs	WR	6-0	191	22	11/29/93	2	Maryland	Gaithersburg, MD	D5b'15
17	Jarius Wright	WR	5-10	191	26	11/25/89	5	Arkansas	Warren, AR	D4a'12
18	Jeff Locke	P	6-0	195	27	9/27/89	4	UCLA	Glendale, AZ	D5'13
19	Adam Thielen	WR	6-2	200	26	8/22/90	3	Minnesota State	Detroit Lakes, MN	UDFA'13
20	Mackensie Alexander	CB	5-10	192	22	11/12/93	R	Clemson	Immokalee, FL	D2'16
21	Jerick McKinnon	RB	5-9	205	24	5/3/92	3	Georgia Southern	Marietta, GA	D3b'14
22	Harrison Smith	S	6-2	214	27	2/2/89	5	Notre Dame	Knoxville, TN	D1b'12
23	Terence Newman	CB	5-10	197	38	9/4/78	14	Kansas State	Salina, KS	FA'15
24	Captain Munnerlyn	CB	5-9	195	28	4/10/88	8	South Carolina	Mobile, AL	FA'14
26	Trae Waynes	CB	6-0	190	24	7/25/92	2	Michigan State	Kenosha, WI	D1'15
27	Jayron Kearse	S	6-4	215	22	2/11/94	R	Clemson	Ft. Myers, FL	D7b'16
29	Xavier Rhodes	CB	6-1	218	26	6/19/90	4	Florida State	Miami, FL	D1b'13
33	Ronnie Hillman	RB	5-9	195	25	9/14/91	5	San Diego State	La Harba, CA	FA'16
34	Andrew Sendejo	S	6-1	210	29	9/9/87	6	Rice	San Antonio, TX	FA'11
35	Marcus Sherels	CB	5-10	175	29	9/30/87	6	Minnesota	Rochester, MN	UDFA'10
40	Kentrell Brothers	LB	6-1	242	23	2/8/93	R	Missouri	Edmond, OK	D5'16
41	Anthony Harris	S	6-1	192	25	10/9/91	2	Virginia	Chesterfield, VA	UDFA'15
44	Matt Asiata	RB	6-0	219	29	7/24/87	5	Utah	Santa Ana, CA	FA'12
47	Kevin McDermott	LS	6-5	240	26	1/12/90	4	UCLA	Nashville, TN	FA'15
48	Zach Line	FB	6-1	233	26	4/26/90	4	SMU	Oxford, MI	UDFA'13
51	Edmond Robinson	LB	6-3	245	24	2/23/92	2	Newberry	Wadmalaw Island, S.C.	D7b'15
52	Chad Greenway	LB	6-3	237	33	1/12/83	11	Iowa	Mt. Vernon, S.D.	D1'06
54	Eric Kendricks	LB	6-0	232	24	2/29/92	2	UCLA	Fresno, CA	D2'15
55	Anthony Barr	LB	6-5	255	24	3/18/92	3	UCLA	San Pedro, CA	D1a'14
57	Audie Cole	LB	6-5	248	27	6/1/89	5	NC State	Monroe, MI	D7a'12
59	Emmanuel Lamur	LB	6-4	245	27	6/8/89	5	Kansas State	West Palm Beach, FL	UFA'16
61	Joe Berger	C	6-5	305	34	5/25/82	12	Michigan Tech	Newaygo, MI	FA'11
62	Nick Easton	C	6-3	303	24	6/16/92	2	Harvard	Lenoir, N.C.	T (SF)'15
63	Brandon Fusco	G	6-4	306	28	7/26/88	6	Slippery Rock	Cranberry Township, PA	D6c'11
64	Willie Beavers	G	6-5	322	23	10/2/93	R	Western Michigan	Southfield, MI	D4'16
67	Zac Kerin	G	6-5	305	25	8/13/91	2	Toledo	Lewis Center, OH	UDFA'14
68	T.J. Clemmings	T	6-5	309	24	11/18/91	2	Pittsburgh	Teaneck, N.J.	D4'15
72	Jake Long	T	6-7	312	31	5/9/85	9	Michigan	Lapeer, MI	FA'16
73	Sharrif Floyd	DT	6-3	311	25	5/28/91	4	Florida	Philadelphia, PA	D1a'13
76	Alex Boone	G	6-8	310	29	5/4/87	7	Ohio State	Lakewood, OH	UFA'16
78	Jeremiah Sirls	T	6-6	315	25	8/8/91	3	Nebraska	Lakewood, CO	T (SD)'15
82	Kyle Rudolph	TE	6-6	265	26	11/9/89	6	Notre Dame	Cincinnati, OH	D2'11
83	MyCole Pruitt	TE	6-2	258	24	3/24/92	2	Southern Illinois	St. Louis, MO	D5a'15
84	Cordarrelle Patterson	WR	6-2	220	25	3/17/91	4	Tennessee	Rockhill, S.C.	D1c'13
85	Rhett Ellison	TE	6-5	250	28	10/3/88	5	Southern California	Portola Valley, CA	D4b'12
89	David Morgan	TE	6-4	265	23	5/19/93	R	Texas-San Antonio	Marble Falls, TX	D6b'16
92	Tom Johnson	DT	6-3	288	32	8/30/84	6	Southern Mississippi	Moss Point, MS	FA'14
93	Shamar Stephen	DT	6-5	310	25	2/25/91	3	Connecticut	Westbury, N.Y.	D7a'14
94	Justin Trattou	DE	6-4	258	28	8/28/88	5	Florida	Ramsey, N.J.	FA'13
96	Brian Robison	DE	6-3	259	33	4/27/83	10	Texas	Splendora, TX	D4'07
97	Everson Griffen	DE	6-3	273	28	12/22/87	7	Southern California	Avondale, AZ	D4'10
98	Linval Joseph	DT	6-4	329	28	10/10/88	7	East Carolina	Gainesville, FL	FA'14
99	Danielle Hunter	DE	6-5	252	21	10/29/94	2	LSU	Katy, TX	D3'15

ACTIVE ROSTER - 53

PRACTICE SQUAD

No.	Name	Pos	Ht	Wt	Age	Birthdate	Exp	College	HS Hometown	Acquired
15	Isaac Fruechte	WR	6-3	210	25	3/7/91	1	Minnesota	Caledonia, MN	UDFA'15
30	C.J. Ham	RB	5-11	235	23	7/22/93	R	Augustana	Duluth, MN	UDFA'16
31	Cedric Thompson	S	6-0	208	23	2/10/93	1	Minnesota	Calipatria, CA	PS'16
36	Tre Roberson	CB	6-0	200	24	10/22/92	R	Illinois State	Indianapolis, IN	UDFA'16
60	Sean Hickey	T	6-5	305	25	9/29/91	1	Syracuse	Murrysville, PA	FA'16
74	Austin Shepherd	T	6-4	327	24	5/28/92	1	Alabama	Buford, GA	D7a'15
81	Moritz Böhringer	WR	6-4	225	23	10/16/93	R	N/A	Aalen, Germany	D6a'16
90	Toby Johnson	DT	6-4	325	25	9/1/91	1	Georgia	College Park, GA	PS'15
91	Stephen Weatherly	DE	6-5	265	22	3/19/94	R	Vanderbilt	Snellville, GA	D7a'16
95	Sterling Bailey	DT	6-4	300	24	9/13/92	R	Georgia	Gainesville, GA	PS'16

RESERVE/NON-FOOTBALL INJURY

6	Taylor Heinicke	QB	6-1	210	23	3/15/93	2	Old Dominion	Suwanee, GA	UDFA'15
---	-----------------	----	-----	-----	----	---------	---	--------------	-------------	---------

RESERVE/NON-FOOTBALL ILLNESS

79	Mike Harris	G	6-5	338	27	12/5/88	5	UCLA	Duarte, CA	W (SD)'14
----	-------------	---	-----	-----	----	---------	---	------	------------	-----------

INJURED RESERVE

5	Teddy Bridgewater	QB	6-2	215	23	11/10/92	3	Louisville	Miami, FL	D1b'14
25	Jabari Price	CB	5-11	200	24	8/31/92	3	North Carolina	Pompano Beach, FL	D7c'14
28	Adrian Peterson	RB	6-1	220	31	3/21/85	10	Oklahoma	Palestine, TX	D1'07
32	Antone Exum Jr.	S	6-0	219	25	2/27/91	3	Virginia Tech	Glen Allen, VA	D6a'14
71	Andre Smith	T	6-4	325	29	1/25/87	8	Alabama	Birmingham, AL	UFA'16
75	Matt Kalil	T	6-7	317	27	7/6/89	5	Southern California	Corona, CA	D1a'12
90	B.J. DuBose	DE	6-4	284	24	1/19/92	1	Louisville	Oakland Park, FL	D6b'15
95	Scott Crichton	DT	6-3	273	24	10/30/91	3	Oregon State	Tacoma, WA	D3a'14

VIKINGS 2016 ROSTER-BY-POSITION



UPDATED: NOVEMBER 7, 2016
OFFENSE (25): Norv Turner

Quarterbacks (2): Scott Turner

No.	Name	Pos	Ht	Wt	Age	Birthdate	Exp	College	Hometown	How Acq
8	Bradford, Sam	QB	6-4	224	28	11/8/87	7	Oklahoma	Oklahoma City, OK	T (PHI)'16
13	Hill, Shaun	QB	6-3	230	36	1/9/80	15	Maryland	Parsons, KS	FA '15

Running Backs (4): Kevin Stefanski

No.	Name	Pos	Ht	Wt	Age	Birthdate	Exp	College	Hometown	How Acq
44	Asiata, Matt	RB	6-0	219	29	7/24/87	5	Utah	Santa Ana, CA	FA '12
33	Hillman, Ronnie	RB	5-9	195	25	9/14/91	5	San Diego State	La Harba, CA	FA '16
48	Line, Zach	FB	6-1	233	26	4/26/90	4	SMU	Oxford, MI	UDFA '13
21	McKinnon, Jerick	RB	5-9	205	24	5/3/92	3	Georgia Southern	Marietta, GA	D3b '14

Wide Receivers (6): George Stewart/Drew Petzing

No.	Name	Pos	Ht	Wt	Age	Birthdate	Exp	College	Hometown	How Acq
14	Diggs, Stefon	WR	6-0	191	22	11/29/93	2	Maryland	Gaithersburg, MD	D5b '15
12	Johnson, Charles	WR	6-2	217	27	2/27/89	4	Grand Valley State	Erlanger, KY	PS (CLE)'14
84	Patterson, Cordarrelle	WR	6-2	220	25	3/17/91	4	Tennessee	Rockhill, S.C.	D1c '13
19	Thielen, Adam	WR	6-2	200	26	8/22/90	3	Minnesota State	Detroit Lakes, MN	UDFA '13
11	Treadwell, Laquon	WR	6-2	215	21	6/14/95	R	Mississippi	Crete, IL	D1 '16
17	Wright, Jarius	WR	5-10	191	26	11/25/89	5	Arkansas	Warren, AR	D4a '12

Tight Ends (4): Pat Shurmur/Andrew Janocko

No.	Name	Pos	Ht	Wt	Age	Birthdate	Exp	College	Hometown	How Acq
85	Ellison, Rhett	TE	6-5	250	27	10/3/88	5	Southern California	Portola Valley, CA	D4b '12
89	Morgan, David	TE	6-4	265	23	5/19/93	R	Texas-San Antonio	Marble Falls, TX	D6b '16
83	Pruitt, MyCole	TE	6-2	258	24	3/24/92	2	Southern Illinois	St. Louis, MO	D5a '15
82	Rudolph, Kyle	TE	6-6	265	26	11/9/89	6	Notre Dame	Cincinnati, OH	D2 '11

Offensive Line (9): Tony Sparano/Hank Fraley

No.	Name	Pos	Ht	Wt	Age	Birthdate	Exp	College	Hometown	How Acq
64	Beavers, Willie	G	6-5	322	22	10/2/93	R	Western Michigan	Southfield, MI	D4 '16
61	Berger, Joe	C	6-5	305	34	5/25/82	12	Michigan Tech	Newaygo, MI	FA '11
76	Boone, Alex	G	6-8	310	29	5/4/87	7	Ohio State	Lakewood, OH	UFA '16
68	Clemmings, T.J.	T	6-5	309	24	11/18/91	2	Pittsburgh	Teaneck, N.J.	D4 '15
62	Easton, Nick	C	6-3	303	24	6/16/92	2	Harvard	Lenoir, N.C.	T (SF) '11
63	Fusco, Brandon	G	6-4	306	28	7/26/88	6	Slippery Rock	Cranberry Township, PA	D6c '11
67	Kerin, Zac	G	6-5	305	25	8/13/91	2	Toledo	Lewis Center, OH	UDFA '14
72	Long, Jake	T	6-7	312	31	5/9/85	9	Michigan	Lapeer, MI	FA '16
78	Sirles, Jeremiah	T	6-6	315	25	8/8/91	3	Nebraska	Lakewood, CO	T (SD) '15

DEFENSE (25): George Edwards

Defensive Line (8): Andre Patterson/Robert Rodriguez

No.	Name	Pos	Ht	Wt	Age	Birthdate	Exp	College	Hometown	How Acq
73	Floyd, Sharrif	DT	6-3	311	25	5/28/91	4	Florida	Philadelphia, PA	D1a '13
97	Griffen, Everson	DE	6-3	273	28	12/22/87	7	Southern California	Avondale, AZ	D4 '10
99	Hunter, Danielle	DE	6-5	252	21	10/29/94	2	LSU	Katy, TX	D3 '15
92	Johnson, Tom	DT	6-3	288	32	8/30/84	6	Southern Mississippi	Moss Point, MS	FA '14
98	Joseph, Linval	DT	6-4	329	27	10/10/88	7	East Carolina	Gainesville, FL	FA '14
96	Robison, Brian	DE	6-3	259	33	4/27/83	10	Texas	Splendora, TX	D4 '07
93	Stephen, Shamar	DT	6-5	310	25	2/25/91	3	Connecticut	Westbury, N.Y.	D7a '14
94	Trattou, Justin	DE	6-4	258	28	8/28/88	5	Florida	Ramsey, N.J.	FA '13

Linebackers (7): Adam Zimmer

No.	Name	Pos	Ht	Wt	Age	Birthdate	Exp	College	Hometown	How Acq
55	Barr, Anthony	LB	6-5	255	24	3/18/92	3	UCLA	San Pedro, CA	D1a '14
40	Brothers, Kentrell	LB	6-1	242	23	2/8/93	R	Missouri	Edmond, OK	D5 '16
57	Cole, Audie	LB	6-5	248	27	6/1/89	5	NC State	Monroe, MI	D7a '12
52	Greenway, Chad	LB	6-3	237	33	1/12/83	11	Iowa	Mt. Vernon, S.D.	D1 '06
54	Kendricks, Eric	LB	6-0	232	24	2/29/92	2	UCLA	Fresno, CA	D2 '15
59	Lamur, Emmanuel	LB	6-4	245	27	6/8/89	5	Kansas State	West Palm Beach, FL	UFA '16
51	Robinson, Edmond	LB	6-3	245	24	2/23/92	2	Newberry	Wadmalaw Island, S.C.	D7b '15

Defensive Backs (10): Jerry Gray/Jonathan Gannon

No.	Name	Pos	Ht	Wt	Age	Birthdate	Exp	College	Hometown	How Acq
20	Alexander, Mackensie	CB	5-10	192	22	11/12/93	R	Clemson	Immokalee, FL	D2 '16
41	Harris, Anthony	S	6-1	192	24	10/9/91	2	Virginia	Chesterfield, VA	UDFA '15
27	Kearse, Jayron	S	6-4	215	22	2/11/94	R	Clemson	Ft. Myers, FL	D7b '16
24	Munnerlyn, Captain	CB	5-9	195	28	4/10/88	8	South Carolina	Mobile, AL	FA '14
23	Newman, Terence	CB	5-10	197	38	9/4/78	14	Kansas State	Salina, KS	FA '15
29	Rhodes, Xavier	CB	6-1	218	26	6/19/90	4	Florida State	Miami, FL	D1b '13
34	Sendejo, Andrew	S	6-1	210	28	9/9/87	6	Rice	San Antonio, TX	FA '11
35	Sherels, Marcus	CB	5-10	175	28	9/30/87	6	Minnesota	Rochester, MN	UDFA '10
22	Smith, Harrison	S	6-2	214	27	2/2/89	5	Notre Dame	Knoxville, TN	D1b '12
26	Waynes, Trae	CB	6-0	190	24	7/25/92	2	Michigan State	Kenosha, WI	D1 '15

SPECIAL TEAMS (3): Mike Priefer

Specialists (3): Mike Priefer/Ryan Ficken

No.	Name	Pos	Ht	Wt	Age	Birthdate	Exp	College	Hometown	How Acq
18	Locke, Jeff	P	6-0	195	26	9/27/89	4	UCLA	Glendale, AZ	D5 '13
47	McDermott, Kevin	LS	6-5	240	26	1/12/90	4	UCLA	Nashville, TN	FA '15
3	Walsh, Blair	K	5-10	170	26	1/8/90	5	Georgia	Boca Raton, FL	D6 '12

ACTIVE ROSTER - 53

VIKINGS 2016 ROSTER BY EXPERIENCE



15th Year (1)
Shaun Hill

14th Year (1)
Terence Newman

12th Year (1)
Joe Berger

11th Year (1)
Chad Greenway

10th Year (1)
Brian Robison

9th Year (1)
Jake Long

8th Year (1)
Captain Munnerylyn

7th Year (4)
Alex Boone
Sam Bradford
Everson Griffen
Linnal Joseph

6th Year (5)
Brandon Fusco
Tom Johnson
Kyle Rudolph
Andrew Sendejo
Marcus Sherels

5th Year (9)
Matt Asiata
Audie Cole
Rhett Ellison
Emmanuel Lamur
Harrison Smith
Justin Trattou
Blair Walsh
Jarius Wright
Ronnie Hillman

4th Year (7)
Sharrif Floyd
Charles Johnson
Zach Line
Jeff Locke
Kevin McDermott
Cordarrelle Patterson
Xavier Rhodes

3rd Year (5)
Anthony Barr
Jerick McKinnon
Jeremiah Sirles
Shamar Stephen
Adam Thielen

2nd Year (10)
T.J. Clemmings
Stefon Diggs
Nick Easton
Anthony Harris
Danielle Hunter
Eric Kendricks
Zac Kerin
MyCole Pruitt
Edmond Robinson
Trae Waynes

Rookies (6)
Mackensie Alexander
Kentrell Brothers
Jayron Kearse
David Morgan
Laquon Treadwell
Willie Beavers



VIKINGS 2016 UNOFFICIAL DEPTH CHART



OFFENSE

WR:	12 Charles Johnson	<u>11 Laquon Treadwell</u>	
LT:	72 Jake Long		
LG:	76 Alex Boone	67 Zac Kerin	
C:	61 Joe Berger	62 Nick Easton	
RG:	63 Brandon Fusco	<u>64 Willie Beavers</u>	
RT:	68 T.J. Clemmings	78 Jeremiah Sirles	
TE:	82 Kyle Rudolph	85 Rhett Ellison	83 MyCole Pruitt
WR:	14 Stefon Diggs	19 Adam Thielen	84 Cordarrelle Patterson
QB:	8 Sam Bradford	13 Shaun Hill	<u>89 David Morgan</u>
FB:	48 Zach Line		17 Jarius Wright
HB:	21 Jerick McKinnon	44 Matt Asiata	33 Ronnie Hillman

DEFENSE

LE:	96 Brian Robison	99 Danielle Hunter	
DT:	93 Shamar Stephen	73 Sharrif Floyd	
NT:	98 Linval Joseph	92 Tom Johnson	
RE:	97 Everson Griffen	94 Justin Trattou	
WLB:	52 Chad Greenway	59 Emmanuel Lamur	
MLB:	54 Eric Kendricks	57 Audie Cole	<u>40 Kentrell Brothers</u>
SLB:	55 Anthony Barr	51 Edmond Robinson	
LCB:	23 Terence Newman	26 Trae Waynes	35 Marcus Sherels
RCB:	29 Xavier Rhodes	24 Captain Munnerylyn	<u>20 Mackensie Alexander</u>
SS:	34 Andrew Sendejo	<u>27 Jayron Kearse</u>	
FS:	22 Harrison Smith	41 Anthony Harris	

SPECIALISTS

P:	18 Jeff Locke	
K:	3 Blair Walsh	
LS:	47 Kevin McDermott	
H:	18 Jeff Locke	
KR:	84 Cordarrelle Patterson	35 Marcus Sherels
PR:	35 Marcus Sherels	19 Adam Thielen

* Underlined players denotes rookies

PRONUNCIATION GUIDE

PLAYER.....	PRONUNCIATION
Matt Asiata	ah-SEE-ah-ta
Joe Berger	BUR-jur
Audie Cole.....	ODD-ee
Stefon Diggs.....	Steff-ON
Brandon Fusco	FUSS-co
Danielle Hunter.....	duh-KNEEL
Linval Joseph.....	lin-VALL
Jayron Kearse.....	JAY-rahN
Zac Kerin	CARE-in
Emmanuel Lamur	luh-MER
Cordarrelle Patterson.....	core-DARE-ul
Brian Robison	ROB-ah-sin
Andrew Sendejo	sin-DAY-ho
Marcus Sherels	SHARE-els
Jeremiah Sirles	SURR-els
Shamar Stephen	STEF-an
Adam Thielen	THEE-lin
Justin Trattou	trat-TOE

COACH.....	PRONUNCIATION
Andrew Janocko	Juh-NO-ko
Mike Priefer	PREE-fer

HOW THE 2016 VIKINGS WERE BUILT



YEAR	DRAFT	TRADES	FREE AGENCY/WAIVERS
2006	LB Chad Greenway (1)		
2007	DE Brian Robison (4)		
2010	DE Everson Griffen (4)		CB Marcus Sherels*
2011	TE Kyle Rudolph (2)		RB Matt Asiata*
	G Brandon Fusco (6)		C Joe Berger**
			S Andrew Sendejo**
2012	S Harrison Smith (1)		
	WR Jarius Wright (4)		
	TE Rhett Ellison (4)		
	K Blair Walsh (6)		
	LB Audie Cole (7)		
2013	DT Sharrif Floyd (1)		FB Zach Line*
	CB Xavier Rhodes (1)		DE Justin Trattou**
	WR Cordarrelle Patterson (1)		WR Adam Thielen*
	P Jeff Locke (5)		
2014	LB Anthony Barr (1)		DT Tom Johnson**
	RB Jerick McKinnon (3)		DT Linval Joseph**
	DT Shamar Stephen (7)		WR Charles Johnson**
			G Zac Kerin*
			CB Captain Munnerlyn**
2015	CB Trae Waynes (1)	C Nick Easton	QB Shaun Hill**
	LB Eric Kendricks (2)	T Jeremiah Sirles	CB Terence Newman**
	DE Danielle Hunter (3)		LS Kevin McDermott**
	T T.J. Clemmings (4)		S Anthony Harris*
	TE MyCole Pruitt (5)		
	WR Stefon Diggs (5)		
	LB Edmond Robinson (7)		
2016	WR Laquon Treadwell (1)	QB Sam Bradford	G Alex Boone**
	CB Mackensie Alexander (2)		LB Emmanuel Lamur**
	G Willie Beavers (4)		RB Ronnie Hillman**
	LB Kentrell Brothers (5)		T Jake Long**
	TE David Morgan (6)		
	S Jayron Kearse (7)		

* Rookie free agent prior to joining Vikings

** NFL veteran or had been in other NFL camps prior to joining Vikings



VIKINGS 2016 ROSTER MOVES



DATE	POS	PLAYER	TRANSACTION	DATE	POS	PLAYER	TRANSACTION
October 25	DT	BAILEY, Sterling	Signed to Practice Squad	July 31	CB	BAXTER, Keith	Waived
October 25	T	SHEPHERD, Austin	Signed to Practice Squad	July 31	LB	WHITTINGHAM, Jason	Waived
October 25	S	THOMPSON, Cedric	Signed to Practice Squad	July 31	DT	ELLIS, Kenrick	Placed on Active Roster
October 25	TE	CARTER, Kyle	Released from Practice Squad	July 30	DT	LOUIS, Claudell	Signed
October 25	TE	LEONHARDT, Brian	Released from Practice Squad	July 29	QB	HEINICKE, Taylor	Placed on Non-Football Injury List
October 25	QB	STAVE, Joel	Released from Practice Squad	July 29	DT	ELLIS, Kenrick	Placed on PUP List
October 18	CB	ROBERSON, Tre	Signed to Practice Squad	July 29	TE	ELLISON, Rhett	Placed on PUP List
October 18	G	FACIANE, Isame	Released from Practice Squad	July 29	G	HARRIS, Mike	Placed on Non-Football Illness List
October 11	T	LONG, Jake	Signed to Active Roster	July 27	LB	WHITTINGHAM, Jason	Signed
October 11	T	SMITH, Andre	Placed on Injured Reserve	July 27	T	HICKEY, Sean	Signed
October 5	TE	LEONHARDT, Brian	Signed to Practice Squad	July 25	T	LOADHOLT, Phil	Reserve/Retired
October 5	CB	ROBERSON, Tre	Released from Practice Squad	June 16	LB	LEWIS, Travis	Released
September 27	G	BEAVERS, Willie	Signed to Active Roster	June 16	DT	GASTON, Bruce	Waived
September 27	WR	FRUECHTE, Isaac	Signed to Practice Squad	May 31	DT	GASTON, Bruce	Signed
September 27	G	HICKEY, Sean	Signed to Practice Squad	May 31	DT	DUBOSE, B.J.	Waived/Injured
September 27	CB	WILSON, Julian	Released from Practice Squad	May 23	DT	RACITI, Travis	Signed
September 23	RB	PETERSON, Adrian	Placed on Injured Reserve	May 23	RB	ROSS, Brandon	Waived
September 21	RB	HILLMAN, Ronnie	Signed	May 12	WR	TREADWELL, Laquon	Signed
September 21	T	KALIL, Matt	Placed on Injured Reserve	May 10	RB	HAM, C.J.	Signed
September 13	CB	WILSON, Julian	Signed to Practice Squad	May 10	S	LOWDERMILK, John	Waived
September 13	CB	ROBERSON, Tre	Signed to Practice Squad	May 9	CB	ROBERSON, Tre	Signed
September 13	S	GARY, Shamiel	Released from Practice Squad	May 9	WR	STOUDERMIRE, Troy	Signed
September 13	T	BYKOWSKI, Carter	Released from Practice Squad	May 6	CB	BAXTER, Keith	Signed
September 7	S	GRIFFIN, Michael	Released from Injured Reserve	May 6	QB	STAVE, Joel	Signed
September 6	T	BYKOWSKI, Carter	Signed to Practice Squad	May 6	RB	ROSS, Brandon	Signed
September 6	CB	ROBERSON, Tre	Released from Practice Squad	May 6	RB	PRESSLEY, Jhurrell	Signed
September 5	S	GARY, Shamiel	Signed to Practice Squad	May 6	DE	PERINE, Denzell	Signed
September 4	G	BEAVERS, Willie	Signed to Practice Squad	May 6	WR	MICHEL, Marken	Signed
September 4	WR	BÖRINGER, Moritz	Signed to Practice Squad	May 6	LB	GANUS, Jake	Signed
September 4	TE	CARTER, Kyle	Signed to Practice Squad	May 6	DE	COCKRAN, Theiren	Signed
September 4	G	FACIANE, Isame	Signed to Practice Squad	May 6	TE	CARTER, Kyle	Signed
September 4	RB	HAM, C.J.	Signed to Practice Squad	May 6	DE	WEATHERLY, Stephen	Signed
September 4	DT	JOHNSON, Toby	Signed to Practice Squad	May 6	TE	MORGAN, David	Signed
September 4	CB	ROBERSON, Tre	Signed to Practice Squad	May 6	S	KEARSE, Jayron	Signed
September 4	QB	STAVE, Joel	Signed to Practice Squad	May 6	LB	BROTHERS, Kentrell	Signed
September 4	DE	WEATHERLY, Stephen	Signed to Practice Squad	May 6	G	BEAVERS, Willie	Signed
September 3	QB	BRADFORD, Sam	Acquired via trade with Philadelphia	May 6	DB	ALEXANDER, Mackensie	Signed
September 3	G	BEAVERS, Willie	Waived	May 2	WR	BOHRINGER, Moritz	Signed
September 3	WR	BÖRINGER, Moritz	Waived	April 18	FB	LINE, Zach	Re-signed
September 3	T	BYKOWSKI, Carter	Waived	April 13	LB	PLUMMER, Terrance	Waived
September 3	TE	CARTER, Kyle	Waived	April 13	LB	SINGLETON, Alex	Waived
September 3	DT	ELLIS, Kenrick	Released	April 11	LB	GREENWAY, Chad	Re-signed
September 3	G	FACIANE, Isame	Waived	March 21	TE	LEONHARDT, Brian	Signed
September 3	WR	FRUECHTE, Isaac	Waived	March 18	DE	TRATTOU, Justin	Re-signed
September 3	LB	GANUS, Jake	Waived	March 18	T	SMITH, Andre	Signed
September 3	S	GRIFFIN, Michael	Placed on Injured Reserve	March 18	CB	NEWMAN, Terence	Re-signed
September 3	RB	HAM, C.J.	Waived	March 16	RB	ASIATA, Matt	Re-signed
September 3	DT	JOHNSON, Toby	Waived	March 15	TE	ELLISON, Rhett	Re-signed
September 3	DE	MOORE, Zach	Waived	March 15	CB	SHERELS, Marcus	Re-signed
September 3	DE	PERINE, Denzell	Waived	March 14	S	GRIFFIN, Michael	Signed
September 3	RB	PRESSLEY, Jhurrell	Waived	March 10	LB	LEWIS, Travis	Signed
September 3	CB	PRICE, Jabari	Placed on Injured Reserve	March 10	LB	LAMUR, Emmanuel	Signed
September 3	DT	RACITI, Travis	Waived	March 10	G	BOONE, Alex	Signed
September 3	FB	RENAUD, Blake	Waived	March 9	OL	HARRIS, Mike	Re-signed
September 3	CB	ROBERSON, Tre	Waived	March 9	DT	ELLIS, Kenrick	Re-signed
September 3	QB	SORENSEN, Brad	Waived	March 8	OL	WENTWORTH, Austin	Waived
September 3	QB	STAVE, Joel	Waived	March 8	WR	WALLACE, Mike	Released
September 3	LB	WATTS, Brandon	Waived	March 8	LB	COLE, Audie	Re-signed
September 3	DE	WEATHERLY, Stephen	Waived	March 7	S	SENDEJO, Andrew	Re-signed
September 3	QB	HEINICKE, Taylor	Placed on Reserve/Non-Football Injury List	March 7	WR	THIELEN, Adam	Re-signed
August 31	QB	BRIDGEWATER, Teddy	Placed on Injured Reserve	March 7	T	BYKOWSKI, Carter	Re-signed
August 31	DT	CRICHTON, Scott	Placed on Injured Reserve	January 23	WR	SINKFIELD, Terrell	Reserve/Future Free Agent Signing
August 31	S	EXUM JR., Antone	Placed on Injured Reserve	January 15	CB	WHITE, Melvin	Reserve/Future Free Agent Signing
August 31	QB	SORENSEN, Brad	Signed	January 11	LB	SINGLETON, Alex	Reserve/Future Free Agent Signing
August 30	DE	COCKRAN, Theiren	Waived	January 11	FB	RENAUD, Blake	Reserve/Future Free Agent Signing
August 30	DT	CRICHTON, Scott	Waived/Injured	January 11	LB	PLUMMER, Terrance	Reserve/Future Free Agent Signing
August 30	CB	EXUM JR., Antone	Waived/Injured	January 11	DB	LOWDERMILK, John	Reserve/Future Free Agent Signing
August 30	G	HARRIS, Mike	Placed on Reserve/Non-Football Illness List	January 11	DT	JOHNSON, Toby	Reserve/Future Free Agent Signing
August 30	G	HICKEY, Sean	Waived	January 11	WR	FRUECHTE, Isaac	Reserve/Future Free Agent Signing
August 30	TE	LEONHARDT, Brian	Waived	January 11	G	FACIANE, Isame	Reserve/Future Free Agent Signing
August 30	DE	LOUIS, Claudell	Waived				
August 30	WR	MICHEL, Marken	Waived				
August 30	LB	PLUMMER, Terrance	Waived				
August 30	G	SHEPHERD, Austin	Waived				
August 30	WR	SINKFIELD, Terrell	Waived				
August 30	QB	SORENSEN, Brad	Waived				
August 30	WR	STOUDERMIRE, Troy	Waived				
August 30	C	SULLIVAN, John	Released				
August 25	CB	WHITE, Melvin	Waived				
August 23	TE	ELLISON, Rhett	Elevated from PUP List				
August 20	QB	SORENSEN, Brad	Signed				
August 20	RB	MONANGAI, Kevin	Waived				
August 4	RB	MONANGAI, Kevin	Signed				
August 1	LB	PLUMMER, Terrance	Signed				

VIKINGS 2016 SEASON PARTICIPATION



Date	Opponent	9/11	9/18	9/25	10/3	10/9	10/23	10/31	11/8	11/13	11/20	11/24	12/1	12/11	12/18	12/24	1/1	2016 Season				Career	
		@ TEN	GB	@ CAR	NYG	HOU	@ PHI	@ CHI	DET	@ WAS	CAR	@ DET	DAL	@ JAX	IND	@ GB	CHI	GP	GS	DNP	IA	GP	GS
Alexander, Mackensie	P	P	P	P	P	P	P	P	P									8	0	-	-	8	0
Asiata, Matt	P	P	S	P	P	S	S	S										8	4	-	-	65	14
Bailey, Sterling	N	N	N	N	N	N	N	PS	PS									0	0	-	-	0	0
Barr, Anthony	S	S	S	S	S	S	S	S	S									8	8	-	-	33	33
Beavers, Willie	PS	PS	PS	I	DNP	I	DNP	DNP										0	0	3	2	0	0
Berger, Joe	S	S	S	S	S	S	S	S	S									8	8	-	-	122	61
Bohringer, Moritz	PS	PS	PS	PS	PS	PS	PS	PS	PS									0	0	-	-	0	0
Boone, Alex	S	S	S	S	S	S	S	S	I									7	7	-	1	85	67
Bradford, Sam	DNP	S	S	S	S	S	S	S	S									7	7	1	-	70	70
Bridgewater, Teddy	IR	IR	IR	IR	IR	IR	IR	IR	IR									0	0	-	-	28	27
Brothers, Kentrell	I	I	I	I	I	I	I	P	P									2	0	-	6	2	0
Bykowski, Carter	PS	N	N	N	N	N	N	N	N									0	0	-	-	0	0
Carter, Kyle	PS	PS	PS	PS	PS	PS	N	N	N									0	0	-	-	0	0
Clemmings, T.J.	DNP	P	S	S	S	S	S	S	S									7	7	1	-	22	22
Cole, Audie	P	P	P	P	P	P	P	P	P									8	0	-	-	49	7
Crichton, Scott	IR	IR	IR	IR	IR	IR	IR	IR	IR									0	0	-	-	21	0
Diggs, Stefon	S	S	S	S	I	S	S	S	S									7	7	-	1	19	15
DuBose, B.J.	IR	IR	IR	IR	IR	IR	IR	IR	IR									0	0	-	-	0	0
Easton, Nick	I	I	I	I	P	I	P	P	P									3	0	-	5	3	0
Ellison, Rhett	P	P	S	S	I	P	P	P	P									7	2	-	1	64	36
Exum Jr., Antone	IR	IR	IR	IR	IR	IR	IR	IR	IR									0	0	-	-	27	2
Faciane, Isame	PS	PS	PS	PS	PS	N	N	N	N									0	0	-	-	0	0
Floyd, Sharrif	P	I	I	I	I	I	I	I	I									1	0	-	7	43	23
Fruechte, Isaac	N	N	N	PS	PS	PS	PS	PS	PS									-	-	-	-	0	0
Fusco, Brandon	S	S	S	S	S	S	S	S	S									8	8	-	-	60	57
Gary, Shaniel	PS	N	N	N	N	N	N	N	N									0	0	-	-	0	0
Greenway, Chad	S	P	P	P	S	S	S	S	S									8	5	-	-	147	139
Griffen, Everson	S	S	S	S	S	S	S	S	S									8	8	-	-	97	39
Ham, C.J.	PS	PS	PS	PS	PS	PS	PS	PS	PS									0	0	-	-	0	0
Harris, Anthony	P	P	P	P	P	P	P	P	P									8	0	-	-	11	2
Harris, Mike	NFI	NFI	NFI	NFI	NFI	NFI	NFI	NFI	NFI									0	0	-	-	47	32
Heinicke, Taylor	NFI	NFI	NFI	NFI	NFI	NFI	NFI	NFI	NFI									0	0	-	-	0	0
Hickey, Sean	N	N	N	PS	PS	PS	PS	PS	PS									-	-	-	-	0	0
Hill, Shaun	S	DNP	DNP	DNP	DNP	DNP	DNP	DNP	DNP									1	1	7	-	47	35
Hillman, Ronnie	N	N	I	I	I	P	P	P	P									3	0	-	3	51	14
Hunter, Danielle	P	P	P	P	P	P	P	P	P									8	0	-	-	21	1
Johnson, Charles	S	S	P	P	P	P	P	S	P									8	3	-	-	30	13
Johnson, Toby	PS	PS	PS	PS	PS	PS	PS	PS	PS									0	0	-	-	0	0
Johnson, Tom	P	P	P	P	P	P	P	P	P									8	0	-	-	79	9
Joseph, Linval	S	S	S	S	S	S	S	S	S									8	8	-	-	89	82
Kali, Matt	S	S	IR	IR	IR	IR	IR	IR	IR									2	2	-	-	65	65
Kearse, Jayron	P	P	P	P	P	P	P	S	P									8	1	-	-	8	1
Kendricks, Eric	S	S	S	S	S	S	S	S	I									7	7	-	1	20	17
Kerin, Zac	DNP	DNP	DNP	P	P	P	I	I	I									3	0	3	2	6	0
Lamur, Emmanuel	P	P	P	P	P	P	P	P	P									8	0	-	-	48	15
Leonhardt, Brian	N	N	N	N	PS	PS	N	N	N									0	0	-	-	16	3
Line, Zach	S	P	P	S	P	P	S	P	S									8	3	-	-	27	9
Locke, Jeff	P	P	P	P	P	P	P	P	P									8	0	-	-	55	0
Long, Jake	N	N	N	N	N	P	S	S	S									3	2	-	-	103	98
McDermott, Kevin	P	P	P	P	P	P	P	P	P									8	0	-	-	46	0
McKinnon, Jerick	P	P	P	S	S	P	I	P	P									7	2	-	1	33	8
Morgan, David	P	P	P	I	I	P	P	I	I									5	0	-	3	5	0
Munnerlyn, Captain	P	S	S	S	P	P	P	S	S									8	4	-	-	116	75
Newman, Terence	S	S	S	S	S	S	S	S	S									8	8	-	-	197	195
Patterson, Cordarrelle	P	P	S	P	S	S	P	S	S									8	4	-	-	55	18
Peterson, Adrian	S	S	IR	IR	IR	IR	IR	IR	IR									2	2	-	-	121	114
Price, Jabari	IR	IR	IR	IR	IR	IR	IR	IR	IR									0	0	-	-	14	0
Pruitt, MyCole	I	I	I	P	P	I	I	I	I									2	0	-	6	17	3
Rhodes, Xavier	I	I	S	S	S	S	S	S	S									6	6	-	2	50	39
Roberson, Tre	N	PS	PS	PS	N	PS	PS	PS	PS									0	0	-	-	0	0
Robinson, Edmond	I	I	P	P	P	P	P	P	P									6	0	-	2	14	2
Robison, Brian	S	S	S	S	S	S	S	S	S									8	8	-	-	149	93
Rudolph, Kyle	S	S	S	S	S	S	S	S	S									8	8	-	-	71	63
Sendejo, Andrew	S	S	S	S	S	S	I	S	S									7	7	-	1	69	32
Shepherd, Austin	N	N	N	N	N	N	PS	PS										0	0	-	-	14	0
Sherels, Marcus	P	P	P	P	P	P	I	P	P									7	0	-	1	87	7
Sirtes, Jeremiah	I	DNP	P	P	S	S	P	S	S									6	3	1	1	9	4
Smith, Andre	S	S	S	S	I	IR	IR	IR	IR									4	4	-	1	87	78
Smith, Harrison	S	S	S	S	S	S	S	S	S									8	8	-	-	60	59
Stave, Joel	PS	PS	PS	PS	PS	PS	N	N	N									0	0	-	-	0	0
Stephen, Shamar	S	S	S	S	S	S	S	S	S									8	8	-	-	29	11
Thielen, Adam	P	S	P	P	S	S	P	S	S									8	4	-	-	39	8
Thompson, Cedric	N	N	N	N	N	N	PS	PS	PS									0	0	-	-	0	0
Trattou, Justin	P	P	P	P	P	P	P	P	P									8	0	-	-	28	0
Treadwell, Laquon	DNP	P	I	P	P	I	P	P	P									5	0	1	2	5	0
Walsh, Blair	P	P	P	P	P	P	P	P	P									8	0	-	-	71	0
Waynes, Trae	S	S	P	P	P	P	P	P	P									8	2	-	-	22	3
Weathery, Stephen	PS	PS	PS	PS	PS	PS	PS	PS	PS									0	0	-	-	0	0
Wilson, Julian	N	PS	PS	N	N	N	N	N	N									0	0	-	-	0	0
Wright, Jarius	I	I	P	I	S	I	I	I	I									2	1	-	6	56	15

P-played; S-started; DNP-did not play; I-injured reserve; N-not with club; I-inactive; NFI-non-football illness/injury; PS-practice squad; SUS-reserve/suspended; RE-roster exemption; PUP-A- active/physically unable to perform; PUP-R- reserve/physically unable to perform

VIKINGS GAME-BY-GAME STATISTICS



VIKINGS

	1st Downs				Total Offense					INTs By Minn.				Punts		Punt Returns				KO Returns				Pen		Fum		Scoring						
	T	R	Pa	Pe	Yd	Ru	At	Pa	Sk/Yd	A	C	I	N	Yd	Lg	TD	N/Avg.	N	Yd	FC	Lg	TD	N	Yd	Lg	TD	N/Yd	N/LT	R	P	Rt	PAT	FG	S
at TN - 9/11	15	3	12	0	301	65	28	236	0/0	33	18	0	1	77	77	1	3/37.7	3	19	1	12	0	1	61	61	0	3/39	0/0	0	0	2	1/2	4/6	0
vs. GB - 9/18	15	2	11	2	284	30	22	254	4/32	31	22	0	1	4	4	0	7/38.7	0	0	3	0	0	2	62	31	0	13/137	2/1	0	2	0	1/1	1/1	0
at CAR - 9/25	13	2	11	0	211	58	24	153	2/18	28	18	0	3	4	4	0	7/48.4	2	58	1	54t	1	3	58	25	0	6/42	1/0	0	1	1	1/2	2/2	1
vs. NYG - 10/3	22	6	14	2	366	104	33	262	0/0	36	26	0	1	29	29	0	6/44.0	2	13	1	8	0	2	29	29	0	6/37	0/0	2	1	0	3/3	1/2	0
vs. HOU 10/9	22	8	13	1	351	96	37	255	2/16	30	22	0	1	2	2	0	5/46.2	4	100	1	79t	1	3	50	17	0	9/97	0/0	1	2	1	3/3	1/1	0
at PHI - 10/23	18	5	11	2	282	93	27	189	6/35	41	24	1	2	16	16	0	4/45.3	2	9	1	9	0	0	0	0	7/56	5/3	0	1	0	1/1	1/1	0	
at CHI - 10/31	15	1	13	1	258	57	18	201	5/27	37	23	0	0	0	0	0	7/44.1	3	15	1	7	0	2	36	21	0	1/10	2/0	0	1	0	1/1	1/1	0
vs. DET - 11/6	22	7	13	2	337	78	25	259	2/14	40	31	0	1	17	17	0	4/36.5	4	31	0	19	0	3	87	32	0	8/54	0/0	1	1	0	1/2	1/2	0
at WAS - 11/13	-	-	-	-	-	-	-	-	-	-	-	-	-	-	-	-	-	-	-	-	-	-	-	-	-	-	-	-	-	-	-	-	-	
vs. CAR - 11/20	-	-	-	-	-	-	-	-	-	-	-	-	-	-	-	-	-	-	-	-	-	-	-	-	-	-	-	-	-	-	-	-	-	-
at DET - 11/24	-	-	-	-	-	-	-	-	-	-	-	-	-	-	-	-	-	-	-	-	-	-	-	-	-	-	-	-	-	-	-	-	-	-
vs. DAL - 12/1	-	-	-	-	-	-	-	-	-	-	-	-	-	-	-	-	-	-	-	-	-	-	-	-	-	-	-	-	-	-	-	-	-	-
at JAX - 12/11	-	-	-	-	-	-	-	-	-	-	-	-	-	-	-	-	-	-	-	-	-	-	-	-	-	-	-	-	-	-	-	-	-	-
vs. IND - 12/18	-	-	-	-	-	-	-	-	-	-	-	-	-	-	-	-	-	-	-	-	-	-	-	-	-	-	-	-	-	-	-	-	-	-
vs. CB - 12/24	-	-	-	-	-	-	-	-	-	-	-	-	-	-	-	-	-	-	-	-	-	-	-	-	-	-	-	-	-	-	-	-	-	-
at CHI - 1/1/17	-	-	-	-	-	-	-	-	-	-	-	-	-	-	-	-	-	-	-	-	-	-	-	-	-	-	-	-	-	-	-	-	-	-
TOTALS	142	34	98	10	2390	581	214	1809	21/142	276	184	1	10	149	77	1	43/43.2	20	245	9	79t	2	16	383	61	0	53/472	10/4	4	9	4	13/16	12/16	1

THIRD DOWN EFFICIENCY: 45/116, 38.8%

at TN - 9/11	6/14	42.9%	at PHI - 10/23	9/19	47.4%	at DET - 11/24	0	0	vs. CHI - 1/1/17	0	0
vs. GB - 9/18	4/14	28.6%	at CHI - 10/31	2/13	15.4%	vs. DAL - 12/1	0	0			
at CAR - 9/25	3/12	25.0%	vs. DET - 11/6	6/14	42.9%	at JAX - 12/11	0	0			
vs. NYG - 10/3	8/16	50.0%	at WAS - 11/13	0	0	vs. IND - 12/18	0	0			
vs. HOU 10/9	7/14	50.0%	vs. CAR - 11/20	0	0	at GB - 12/24	0	0			

OPPONENTS

	1st Downs				Total Offense					INTs By Opp.				Punts		Punt Returns				KO Returns				Pen		Fum		Scoring						
	T	R	Pa	Pe	Yd	Ru	At	Pa	Sk/Yd	A	C	I	N	Yd	Lg	TD	N/Avg.	N	Yd	FC	Lg	TD	N	Yd	Lg	TD	N/Yd	N/LT	R	P	Rt	PAT	FG	S
at TN - 9/11	19	2	16	1	316	65	22	252	2/19	41	25	1	0	0	0	0	5/46.2	1	14	2	14	0	5	118	31	0	2/10	2/2	0	2	0	1/1	1/1	0
vs. GB - 9/18	20	5	10	5	263	83	23	180	5/33	36	20	1	0	0	0	0	5/38.6	1	2	5	2	0	1	21	21	0	6/72	4/2	1	1	0	2/2	0/0	0
at CAR - 9/25	18	6	10	2	306	105	28	201	8/64	36	22	3	0	0	0	0	4/47.3	2	0	1	1	0	2	44	26	0	10/65	0/0	1	0	0	1/1	1/2	0
vs. NYG - 10/3	18	6	9	3	339	78	18	261	0/0	45	25	1	0	0	0	0	6/46.7	1	0	3	0	0	3	94	44	0	8/69	1/1	1	0	0	1/1	1/1	0
vs. HOU 10/9	16	4	8	4	214	59	14	155	4/29	42	19	1	0	0	0	0	5/51.4	3	47	1	18	0	3	68	33	0	4/15	1/0	0	1	0	1/1	2/3	0
at PHI - 10/23	15	5	9	1	239	101	26	138	0/0	28	16	2	1	0	0	0	4/50.5	0	0	1	0	0	1	98	98t	1	7/53	4/2	0	1	1	2/2	2/2	0
at CHI - 10/31	19	7	12	0	403	158	29	245	1/7	31	20	0	0	0	0	0	5/44.4	3	26	1	13	0	1	7	7	0	2/20	0/0	1	1	0	2/2	2/2	0
vs. DET - 11/6	18	3	12	3	311	97	25	214	1/5	36	23	1	0	0	0	0	5/52.4	0	0	4	0	0	3	50	26	0	6/57	0/0	0	2	0	1/1	3/3	0
at WAS - 11/13	-	-	-	-	-	-	-	-	-	-	-	-	-	-	-	-	-	-	-	-	-	-	-	-	-	-	-	-	-	-	-	-	-	
vs. CAR - 11/20	-	-	-	-	-	-	-	-	-	-	-	-	-	-	-	-	-	-	-	-	-	-	-	-	-	-	-	-	-	-	-	-	-	-
at DET - 11/24	-	-	-	-	-	-	-	-	-	-	-	-	-	-	-	-	-	-	-	-	-	-	-	-	-	-	-	-	-	-	-	-	-	-
vs. DAL - 12/1	-	-	-	-	-	-	-	-	-	-	-	-	-	-	-	-	-	-	-	-	-	-	-	-	-	-	-	-	-	-	-	-	-	-
at JAX - 12/11	-	-	-	-	-	-	-	-	-	-	-	-	-	-	-	-	-	-	-	-	-	-	-	-	-	-	-	-	-	-	-	-	-	-
vs. IND - 12/18	-	-	-	-	-	-	-	-	-	-	-	-	-	-	-	-	-	-	-	-	-	-	-	-	-	-	-	-	-	-	-	-	-	-
vs. CB - 12/24	-	-	-	-	-	-	-	-	-	-	-	-	-	-	-	-	-	-	-	-	-	-	-	-	-	-	-	-	-	-	-	-	-	-
at CHI - 1/1/17	-	-	-	-	-	-	-	-	-	-	-	-	-	-	-	-	-	-	-	-	-	-	-	-	-	-	-	-	-	-	-	-	-	-
TOTALS	143	38	86	19	2391	746	185	1646	21/157	295	170	1	0	0	0	0	39/47.1	11	89	18	14	0	19	500	98t	1	45/361	12/7	4	8	1	11/11	12/14	0

THIRD DOWN EFFICIENCY: 41/107, 38.3%

at TN - 9/11	8/14	42.8%	at PHI - 10/23	4/11	36.3%	at DET - 11/24	0	0	vs. CHI - 1/1/17	0	0
vs. GB - 9/18	6/13	46.2%	at CHI - 10/31	7/14	50.0%	vs. DAL - 12/1	0	0			
at CAR - 9/25	6/16	37.5%	vs. DET - 11/6	7/14	50.0%	at JAX - 12/11	0	0			
vs. NYG - 10/3	2/12	16.7%	at WAS - 11/13	0	0	vs. IND - 12/18	0	0			
vs. HOU 10/9	1/13	7.7%	vs. CAR - 11/20	0	0	at GB - 12/24	0	0			

SCORING SUMMARY

	VIKINGS						OPPONENTS							
	1ST	2ND	3RD	4TH	OT	TOTAL	1ST	2ND	3RD	4TH	OT	TOTAL	OPP.FG	
AT TN - 9/11	0	0	12	13	-	25	37WL, 56WL, 50, 33, 45, 30							28
VS. GB - 9/18	0	10	7	0	-	17								-
AT CAR - 9/25	2	6	8	6	-	22	28, 31							48, 54RU
VS. NYG - 10/3	7	7	3	7	-	24	46WL, 44							40
VS. HOU 10/9	14	10	0	7	-	31								

GAME-BY-GAME RUSHING STATISTICS



8 · SAM BRADFORD · QB

OPPONENT	No	Yds	Avg	Lg	TD
at TN - 9/11	0	0	0.0	0	0
vs. GB - 9/18*	1	-3	-3.0	-3	0
at CAR - 9/25*	2	-2	-1.0	-1	0
vs. NYG - 10/3*	4	6	1.5	5	0
vs. HOU 10/9*	2	-2	-1.0	-1	0
at PHI - 10/23*	1	-1	-1.0	-1	0
at CHI - 10/31*	0	0	0.0	0	0
vs. DET - 11/6*	0	0	0.0	0	0
at WAS - 11/13	-	-	-	-	-
vs. CAR - 11/20	-	-	-	-	-
at DET - 11/24	-	-	-	-	-
vs. DAL - 12/1	-	-	-	-	-
at JAX - 12/11	-	-	-	-	-
vs. IND - 12/18	-	-	-	-	-
at GB - 12/24	-	-	-	-	-
vs. CHI - 1/1/17	-	-	-	-	-
2016 TOTALS	10	-2	-0.2	5	0
CAREER	132	281	2.1	23	2

13 · SHAUN HILL · QB

OPPONENT	No	Yds	Avg	Lg	TD
at TN - 9/11*	2	8	4.0	9	0
vs. GB - 9/18	-	-	-	-	-
at CAR - 9/25	-	-	-	-	-
vs. NYG - 10/3	-	-	-	-	-
vs. HOU 10/9	-	-	-	-	-
at PHI - 10/23	-	-	-	-	-
at CHI - 10/31	-	-	-	-	-
vs. DET - 11/6	-	-	-	-	-
at WAS - 11/13	-	-	-	-	-
vs. CAR - 11/20	-	-	-	-	-
at DET - 11/24	-	-	-	-	-
vs. DAL - 12/1	-	-	-	-	-
at JAX - 12/11	-	-	-	-	-
vs. IND - 12/18	-	-	-	-	-
at GB - 12/24	-	-	-	-	-
vs. CHI - 1/1/17	-	-	-	-	-
2016 TOTALS	2	8	4.0	9	0
CAREER	87	329	3.8	40	4

14 · STEFON DIGGS · WR

OPPONENT	No	Yds	Avg	Lg	TD
at TN - 9/11*	1	-1	-1.0	-1	0
vs. GB - 9/18*	0	0	0.0	0	0
at CAR - 9/25*	0	0	0.0	0	0
vs. NYG - 10/3*	1	-1	-1.0	-1	0
vs. HOU 10/9	-	-	-	-	-
at PHI - 10/23*	0	0	0.0	0	0
at CHI - 10/31*	0	0	0.0	0	0
vs. DET - 11/6*	1	12	12.0	12	0
at WAS - 11/13	-	-	-	-	-
vs. CAR - 11/20	-	-	-	-	-
at DET - 11/24	-	-	-	-	-
vs. DAL - 12/1	-	-	-	-	-
at JAX - 12/11	-	-	-	-	-
vs. IND - 12/18	-	-	-	-	-
at GB - 12/24	-	-	-	-	-
vs. CHI - 1/1/17	-	-	-	-	-
2016 TOTALS	3	10	3.3	12	0
CAREER	6	23	3.8	10	0

21 · JERICK MCKINNON · RB

OPPONENT	No	Yds	Avg	Lg	TD
at TN - 9/11	1	6	6.0	6	0
vs. GB - 9/18	2	2	1.0	2	0
at CAR - 9/25	16	45	2.8	14	0
vs. NYG - 10/3*	18	85	4.7	25	1
vs. HOU 10/9*	20	36	1.8	8	0
at PHI - 10/23	11	43	3.9	9	0
at CHI - 10/31	-	-	-	-	-
vs. DET - 11/6	7	8	1.1	4	0
at WAS - 11/13	-	-	-	-	-
vs. CAR - 11/20	-	-	-	-	-
at DET - 11/24	-	-	-	-	-
vs. DAL - 12/1	-	-	-	-	-
at JAX - 12/11	-	-	-	-	-
vs. IND - 12/18	-	-	-	-	-
at GB - 12/24	-	-	-	-	-
vs. CHI - 1/1/17	-	-	-	-	-
2016 TOTALS	75	225	3.0	25	1
CAREER	240	1034	4.3	68	3

28 · ADRIAN PETERSON · RB

OPPONENT	No	Yds	Avg	Lg	TD
at TN - 9/11*	19	31	1.6	9	0
vs. GB - 9/18*	12	19	1.6	5	0
at CAR - 9/25	-	-	-	-	-
vs. NYG - 10/3	-	-	-	-	-
vs. HOU 10/9	-	-	-	-	-
at PHI - 10/23	-	-	-	-	-
at CHI - 10/31	-	-	-	-	-
vs. DET - 11/6	-	-	-	-	-
at WAS - 11/13	-	-	-	-	-
vs. CAR - 11/20	-	-	-	-	-
at DET - 11/24	-	-	-	-	-
vs. DAL - 12/1	-	-	-	-	-
at JAX - 12/11	-	-	-	-	-
vs. IND - 12/18	-	-	-	-	-
at GB - 12/24	-	-	-	-	-
vs. CHI - 1/1/17	-	-	-	-	-
2016 TOTALS	31	50	1.6	9	0
CAREER	2,412	11,725	4.9	82	97

33 · RONNIE HILLMAN · RB

OPPONENT	No	Yds	Avg	Lg	TD
at TN - 9/11	-	-	-	-	-
vs. GB - 9/18	-	-	-	-	-
at CAR - 9/25*	-	-	-	-	-
vs. NYG - 10/3	-	-	-	-	-
vs. HOU 10/9	-	-	-	-	-
at PHI - 10/23*	1	-6	-6.0	-6	0
at CHI - 10/31	4	15	3.8	6	0
vs. DET - 11/6	7	30	4.3	14	0
at WAS - 11/13	-	-	-	-	-
vs. CAR - 11/20	-	-	-	-	-
at DET - 11/24	-	-	-	-	-
vs. DAL - 12/1	-	-	-	-	-
at JAX - 12/11	-	-	-	-	-
vs. IND - 12/18	-	-	-	-	-
at GB - 12/24	-	-	-	-	-
vs. CHI - 1/1/17	-	-	-	-	-
2016 TOTALS	12	39	3.3	14	0
CAREER	466	1878	4.0	72	12

44 · MATT ASIATA · RB

OPPONENT	No	Yds	Avg	Lg	TD
at TN - 9/11	4	13	3.3	6	0
vs. GB - 9/18	6	14	2.3	12	0
at CAR - 9/25*	6	15	2.5	8	0
vs. NYG - 10/3	6	6	1.0	4	1
vs. HOU 10/9	14	55	3.9	8	1
at PHI - 10/23*	12	55	4.6	29	0
at CHI - 10/31*	14	42	3.0	7	0
vs. DET - 11/6*	9	27	3.0	8	0
at WAS - 11/13	-	-	-	-	-
vs. CAR - 11/20	-	-	-	-	-
at DET - 11/24	-	-	-	-	-
vs. DAL - 12/1	-	-	-	-	-
at JAX - 12/11	-	-	-	-	-
vs. IND - 12/18	-	-	-	-	-
at GB - 12/24	-	-	-	-	-
vs. CHI - 1/1/17	-	-	-	-	-
2016 TOTALS	71	227	3.2	29	2
CAREER	311	1084	3.5	39	14

48 · ZACH LINE · FB

OPPONENT	No	Yds	Avg	Lg	TD
at TN - 9/11	0	0	0.0	0	0
vs. GB - 9/18	0	0	0.0	0	0
at CAR - 9/25	0	0	0.0	0	0
vs. NYG - 10/3*	3	6	2.0	2	0
vs. HOU 10/9	0	0	0.0	0	0
at PHI - 10/23	2	2	1.0	2	0
at CHI - 10/31*	0	0	0.0	0	0
vs. DET - 11/6	0	0	0.0	0	0
at WAS - 11/13	-	-	-	-	-
vs. CAR - 11/20	-	-	-	-	-
at DET - 11/24	-	-	-	-	-
vs. DAL - 12/1	-	-	-	-	-
at JAX - 12/11	-	-	-	-	-
vs. IND - 12/18	-	-	-	-	-
at GB - 12/24	-	-	-	-	-
vs. CHI - 1/1/17	-	-	-	-	-
2016 TOTALS	5	8	1.6	2	0
CAREER	11	18	1.6	5	2

84 · CORDARRELLE PATTERSON · WR

OPPONENT	No	Yds	Avg	Lg	TD
at TN - 9/11	1	8	8.0	8	0
vs. GB - 9/18	1	-2	-2.0	-2	0
at CAR - 9/25*	0	0	0.0	0	0
vs. NYG - 10/3	1	2	2.0	2	0
vs. HOU 10/9*	1	7	7.0	7	0
at PHI - 10/23*	0	0	0.0	0	0
at CHI - 10/31	0	0	0.0	0	0
vs. DET - 11/6*	0	0	0.0	0	0
at WAS - 11/13	-	-	-	-	-
vs. CAR - 11/20	-	-	-	-	-
at DET - 11/24	-	-	-	-	-
vs. DAL - 12/1	-	-	-	-	-
at JAX - 12/11	-	-	-	-	-
vs. IND - 12/18	-	-	-	-	-
at GB - 12/24	-	-	-	-	-
vs. CHI - 1/1/17	-	-	-	-	-
2016 TOTALS	4	15	3.8	8	0
CAREER	28	305	10.9	67	4

85 · RHETT ELLISON · TE

OPPONENT	No	Yds	Avg	Lg	TD
at TN - 9/11	0	0	0.0	0	0
vs. GB - 9/18	0	0	0.0	0	0
at CAR - 9/25*	0	0	0.0	0	0
vs. NYG - 10/3*	0	0	0.0	0	0
vs. HOU 10/9	0	0	0.0	0	0
at PHI - 10/23	0	0	0.0	0	0
at CHI - 10/31	0	0	0.0	0	0
vs. DET - 11/6	1	1	1.0	1	1
at WAS - 11/13	-	-	-	-	-
vs. CAR - 11/20	-	-	-	-	-
at DET - 11/24	-	-	-	-	-
vs. DAL - 12/1	-	-	-	-	-
at JAX - 12/11	-	-	-	-	-
vs. IND - 12/18	-	-	-	-	-
at GB - 12/24	-	-	-	-	-
vs. CHI - 1/1/17	-	-	-	-	-
2016 TOTALS	1	1	1.0	1	1
CAREER	1	1	1.0	1	1

* Denotes started game

GAME-BY-GAME PASSING STATISTICS



8 • SAM BRADFORD • QB

OPPONENT	Att	Comp	Yds	Pct.	TD	INT	Lng	Sack	Lost	Rating
at TN - 9/11	DID NOT PLAY									
vs. GB - 9/18*	31	22	286	71.0%	2	0	46	4	32	121.2
at CAR - 9/25*	28	18	171	64.3%	1	0	19	2	18	93.0
vs. NYG - 10/3*	36	26	262	72.2%	1	0	40	0	0	101.9
vs. HOU 10/9*	30	22	271	73.3%	2	0	36	2	16	123.1
at PHI - 10/23*	41	24	224	58.5%	1	1	27	6	35	71.6
at CHI - 10/31*	37	23	228	62.2%	1	0	31	5	27	88.6
vs. DET - 11/6*	40	31	273	77.5%	1	0	31	2	14	103.4
at WAS - 11/13	-	-	-	-	-	-	-	-	-	-
vs. CAR - 11/20	-	-	-	-	-	-	-	-	-	-
at DET - 11/24	-	-	-	-	-	-	-	-	-	-
vs. DAL - 12/1	-	-	-	-	-	-	-	-	-	-
at JAX - 12/11	-	-	-	-	-	-	-	-	-	-
vs. IND - 12/18	-	-	-	-	-	-	-	-	-	-
at GB - 12/24	-	-	-	-	-	-	-	-	-	-
vs. CHI - 1/1/17	-	-	-	-	-	-	-	-	-	-
2016 TOTALS	243	166	1,715	68.3%	9	1	46	21	142	99.0
CAREER	2,535	1,544	16,505	60.9%	87	53	80t	169	1164	82.7

13 • SHAUN HILL • QB

OPPONENT	Att	Comp	Yds	Pct.	TD	INT	Lng	Sack	Lost	Rating
at TN - 9/11*	33	18	236	54.5%	0	0	33	0	0	77.3
vs. GB - 9/18	DID NOT PLAY									
at CAR - 9/25	DID NOT PLAY									
vs. NYG - 10/3	DID NOT PLAY									
vs. HOU 10/9	DID NOT PLAY									
at PHI - 10/23	DID NOT PLAY									
at CHI - 10/31	DID NOT PLAY									
vs. DET - 11/6	DID NOT PLAY									
at WAS - 11/13	-	-	-	-	-	-	-	-	-	-
vs. CAR - 11/20	-	-	-	-	-	-	-	-	-	-
at DET - 11/24	-	-	-	-	-	-	-	-	-	-
vs. DAL - 12/1	-	-	-	-	-	-	-	-	-	-
at JAX - 12/11	-	-	-	-	-	-	-	-	-	-
vs. IND - 12/18	-	-	-	-	-	-	-	-	-	-
at GB - 12/24	-	-	-	-	-	-	-	-	-	-
vs. CHI - 1/1/17	-	-	-	-	-	-	-	-	-	-
2016 TOTALS	33	18	236	54.5%	0	0	33	0	0	77.3
CAREER	1,223	756	8,289	61.8%	49	30	75t	83	526	85.2

* Denotes started game

GAME-BY-GAME RECEIVING STATISTICS



8 • SAM BRADFORD • QB

OPPONENT	No	Yds	Avg	Lg	TD
at TN - 9/11	0	0	0.0	0	0
vs. GB - 9/18*	0	0	0.0	0	0
at CAR - 9/25*	0	0	0.0	0	0
vs. NYG - 10/3*	0	0	0.0	0	0
vs. HOU 10/9*	0	0	0.0	0	0
at PHI - 10/23*	0	0	0.0	0	0
at CHI - 10/31*	0	0	0.0	0	0
vs. DET - 11/6*	1	5	5.0	5	0
at WAS - 11/13	-	-	-	-	-
vs. CAR - 11/20	-	-	-	-	-
at DET - 11/24	-	-	-	-	-
vs. DAL - 12/1	-	-	-	-	-
at JAX - 12/11	-	-	-	-	-
vs. IND - 12/18	-	-	-	-	-
at GB - 12/24	-	-	-	-	-
vs. CHI - 1/1/17	-	-	-	-	-
2016 TOTALS	1	5	5.0	5	0
CAREER	1	5	5.0	5	0

11 • LAQUON TREADWELL • WR

OPPONENT	No	Yds	Avg	Lg	TD
at TN - 9/11	DID NOT PLAY				
vs. GB - 9/18	0	0	0.0	0	0
at CAR - 9/25	INACTIVE				
vs. NYG - 10/3	0	0	0.0	0	0
vs. HOU 10/9	0	0	0.0	0	0
at PHI - 10/23	INACTIVE				
at CHI - 10/31	0	0	0.0	0	0
vs. DET - 11/6	1	15	15.0	15	0
at WAS - 11/13	-	-	-	-	-
vs. CAR - 11/20	-	-	-	-	-
at DET - 11/24	-	-	-	-	-
vs. DAL - 12/1	-	-	-	-	-
at JAX - 12/11	-	-	-	-	-
vs. IND - 12/18	-	-	-	-	-
at GB - 12/24	-	-	-	-	-
vs. CHI - 1/1/17	-	-	-	-	-
2016 TOTALS	1	15	15.0	15	0
CAREER	1	15	15.0	15	0

12 • CHARLES JOHNSON • WR

OPPONENT	No	Yds	Avg	Lg	TD
at TN - 9/11*	1	5	5.0	5	0
vs. GB - 9/18*	2	15	7.5	10	0
at CAR - 9/25	0	0	0.0	0	0
vs. NYG - 10/3	2	70	35.0	40	0
vs. HOU 10/9	1	2	2.0	2	0
at PHI - 10/23	0	0	0.0	0	0
at CHI - 10/31*	0	0	0.0	0	0
vs. DET - 11/6	1	9	9.0	9	0
at WAS - 11/13	-	-	-	-	-
vs. CAR - 11/20	-	-	-	-	-
at DET - 11/24	-	-	-	-	-
vs. DAL - 12/1	-	-	-	-	-
at JAX - 12/11	-	-	-	-	-
vs. IND - 12/18	-	-	-	-	-
at GB - 12/24	-	-	-	-	-
vs. CHI - 1/1/17	-	-	-	-	-
2016 TOTALS	7	101	14.4	40	0
CAREER	47	703	15.0	56t	2

14 • STEFON DIGGS • WR

OPPONENT	No	Yds	Avg	Lg	TD
at TN - 9/11*	7	103	14.7	33	0
vs. GB - 9/18*	9	182	20.2	46	1
at CAR - 9/25*	4	40	10.0	16	0
vs. NYG - 10/3*	5	47	9.4	21	0
vs. HOU 10/9	INACTIVE				
at PHI - 10/23*	2	18	9.0	14	0
at CHI - 10/31*	8	76	9.5	25t	1
vs. DET - 11/6*	13	80	6.2	12	0
at WAS - 11/13	-	-	-	-	-
vs. CAR - 11/20	-	-	-	-	-
at DET - 11/24	-	-	-	-	-
vs. DAL - 12/1	-	-	-	-	-
at JAX - 12/11	-	-	-	-	-
vs. IND - 12/18	-	-	-	-	-
at GB - 12/24	-	-	-	-	-
vs. CHI - 1/1/17	-	-	-	-	-
2016 TOTALS	48	546	11.4	46	2
CAREER	100	1266	12.7	46	6

17 • JARIUS WRIGHT • WR

OPPONENT	No	Yds	Avg	Lg	TD
at TN - 9/11	INACTIVE				
vs. GB - 9/18	INACTIVE				
at CAR - 9/25	0	0	0.0	0	0
vs. NYG - 10/3	INACTIVE				
vs. HOU 10/9*	4	32	8.0	11	0
at PHI - 10/23	INACTIVE				
at CHI - 10/31	INACTIVE				
vs. DET - 11/6	INACTIVE				
at WAS - 11/13	-	-	-	-	-
vs. CAR - 11/20	-	-	-	-	-
at DET - 11/24	-	-	-	-	-
vs. DAL - 12/1	-	-	-	-	-
at JAX - 12/11	-	-	-	-	-
vs. IND - 12/18	-	-	-	-	-
at GB - 12/24	-	-	-	-	-
vs. CHI - 1/1/17	-	-	-	-	-
2016 TOTALS	4	32	8.0	11	0
CAREER	128	1,806	14.1	87t	7

19 • ADAM THIELEN • WR

OPPONENT	No	Yds	Avg	Lg	TD
at TN - 9/11	4	54	13.5	21	0
vs. GB - 9/18*	4	41	10.3	15	0
at CAR - 9/25	3	29	9.7	19	0
vs. NYG - 10/3	2	21	10.5	18	0
vs. HOU 10/9*	7	127	18.1	36t	1
at PHI - 10/23*	2	52	26.0	27	0
at CHI - 10/31	3	40	13.3	21	0
vs. DET - 11/6*	4	68	17.0	29	0
at WAS - 11/13	-	-	-	-	-
vs. CAR - 11/20	-	-	-	-	-
at DET - 11/24	-	-	-	-	-
vs. DAL - 12/1	-	-	-	-	-
at JAX - 12/11	-	-	-	-	-
vs. IND - 12/18	-	-	-	-	-
at GB - 12/24	-	-	-	-	-
vs. CHI - 1/1/17	-	-	-	-	-
2016 TOTALS	29	432	14.9	36t	1
CAREER	49	713	14.6	44t	2

21 • JERICK MCKINNON • RB

OPPONENT	No	Yds	Avg	Lg	TD
at TN - 9/11	1	3	3.0	3	0
vs. GB - 9/18	1	-1	-1.0	-1	0
at CAR - 9/25	1	2	2.0	2	0
vs. NYG - 10/3*	3	10	3.3	6	0
vs. HOU 10/9*	1	10	10.0	10	0
at PHI - 10/23	1	5	5.0	5	0
at CHI - 10/31	INACTIVE				
vs. DET - 11/6	0	0	0.0	0	0
at WAS - 11/13	-	-	-	-	-
vs. CAR - 11/20	-	-	-	-	-
at DET - 11/24	-	-	-	-	-
vs. DAL - 12/1	-	-	-	-	-
at JAX - 12/11	-	-	-	-	-
vs. IND - 12/18	-	-	-	-	-
at GB - 12/24	-	-	-	-	-
vs. CHI - 1/1/17	-	-	-	-	-
2016 TOTALS	8	29	3.6	10	0
CAREER	56	337	6.0	30	1

28 • ADRIAN PETERSON • RB

OPPONENT	No	Yds	Avg	Lg	TD
at TN - 9/11*	0	0	0.0	0	0
vs. GB - 9/18*	2	7	3.5	7	0
at CAR - 9/25	INJURED RESERVE				
vs. NYG - 10/3	INJURED RESERVE				
vs. HOU 10/9	INJURED RESERVE				
at PHI - 10/23	INJURED RESERVE				
at CHI - 10/31	INJURED RESERVE				
vs. DET - 11/6	INJURED RESERVE				
at WAS - 11/13	-	-	-	-	-
vs. CAR - 11/20	-	-	-	-	-
at DET - 11/24	-	-	-	-	-
vs. DAL - 12/1	-	-	-	-	-
at JAX - 12/11	-	-	-	-	-
vs. IND - 12/18	-	-	-	-	-
at GB - 12/24	-	-	-	-	-
vs. CHI - 1/1/17	-	-	-	-	-
2016 TOTALS	2	7	3.5	7	0
CAREER	240	1,944	8.1	63	5

33 • RONNIE HILLMAN • RB

OPPONENT	No	Yds	Avg	Lg	TD
at TN - 9/11	NOT WITH TEAM				
vs. GB - 9/18	NOT WITH TEAM				
at CAR - 9/25*	INACTIVE				
vs. NYG - 10/3	INACTIVE				
vs. HOU 10/9	INACTIVE				
at PHI - 10/23	1	2	2.0	2	0
at CHI - 10/31	2	9	4.5	5	0
vs. DET - 11/6	1	32	32.0	32	0
at WAS - 11/13	-	-	-	-	-
vs. CAR - 11/20	-	-	-	-	-
at DET - 11/24	-	-	-	-	-
vs. DAL - 12/1	-	-	-	-	-
at JAX - 12/11	-	-	-	-	-
vs. IND - 12/18	-	-	-	-	-
at GB - 12/24	-	-	-	-	-
vs. CHI - 1/1/17	-	-	-	-	-
2016 TOTALS	4	43	10.8	32	0
CAREER	72	476	6.6	32	1

* Denotes started game

GAME-BY-GAME RECEIVING STATISTICS



44 • MATT ASIATA • RB

OPPONENT	No	Yds	Avg	Lg	TD
at TN - 9/11	0	0	0.0	0	0
vs. GB - 9/18	1	11	11.0	11	0
at CAR - 9/25*	1	4	4.0	4	0
vs. NYG - 10/3	2	12	6.0	7	0
vs. HOU 10/9	3	46	15.3	23	0
at PHI - 10/23*	6	25	4.2	7	0
at CHI - 10/31*	2	36	18.0	31	0
vs. DET - 11/6*	2	14	7.0	9	0
at WAS - 11/13	-	-	-	-	-
vs. CAR - 11/20	-	-	-	-	-
at DET - 11/24	-	-	-	-	-
vs. DAL - 12/1	-	-	-	-	-
at JAX - 12/11	-	-	-	-	-
vs. IND - 12/18	-	-	-	-	-
at GB - 12/24	-	-	-	-	-
vs. CHI - 1/1/17	-	-	-	-	-
2016 TOTALS	17	148	8.7	31	0
CAREER	86	607	7.1	41	1

48 • ZACH LINE • FB

OPPONENT	No	Yds	Avg	Lg	TD
at TN - 9/11*	0	0	0.0	0	0
vs. GB - 9/18	0	0	0.0	0	0
at CAR - 9/25	0	0	0.0	0	0
vs. NYG - 10/3*	0	0	0.0	0	0
vs. HOU 10/9	0	0	0.0	0	0
at PHI - 10/23	0	0	0.0	0	0
at CHI - 10/31*	0	0	0.0	0	0
vs. DET - 11/6	0	0	0.0	0	0
at WAS - 11/13	-	-	-	-	-
vs. CAR - 11/20	-	-	-	-	-
at DET - 11/24	-	-	-	-	-
vs. DAL - 12/1	-	-	-	-	-
at JAX - 12/11	-	-	-	-	-
vs. IND - 12/18	-	-	-	-	-
at GB - 12/24	-	-	-	-	-
vs. CHI - 1/1/17	-	-	-	-	-
2016 TOTALS	0	0	0.0	0	0
CAREER	7	103	14.7	49	1

82 • KYLE RUDOLPH • TE

OPPONENT	No	Yds	Avg	Lg	TD
at TN - 9/11*	4	65	16.3	21	0
vs. GB - 9/18*	3	31	10.3	19	1
at CAR - 9/25*	7	70	10.0	18	1
vs. NYG - 10/3*	5	55	11.0	16	1
vs. HOU 10/9*	2	15	7.5	14	0
at PHI - 10/23*	5	55	11.0	22	0
at CHI - 10/31*	5	31	6.2	11	0
vs. DET - 11/6*	1	1	1.0	1	1
at WAS - 11/13	-	-	-	-	-
vs. CAR - 11/20	-	-	-	-	-
at DET - 11/24	-	-	-	-	-
vs. DAL - 12/1	-	-	-	-	-
at JAX - 12/11	-	-	-	-	-
vs. IND - 12/18	-	-	-	-	-
at GB - 12/24	-	-	-	-	-
vs. CHI - 1/1/17	-	-	-	-	-
2016 TOTALS	32	323	10.1	22	4
CAREER	214	2,104	9.8	47t	26

83 • MyCOLE PRUITT • TE

OPPONENT	No	Yds	Avg	Lg	TD
at TN - 9/11					
vs. GB - 9/18					
at CAR - 9/25					
vs. NYG - 10/3	1	7	7.0	7	0
vs. HOU 10/9	0	0	0.0	0	0
at PHI - 10/23					
at CHI - 10/31					
vs. DET - 11/6					
at WAS - 11/13	-	-	-	-	-
vs. CAR - 11/20	-	-	-	-	-
at DET - 11/24	-	-	-	-	-
vs. DAL - 12/1	-	-	-	-	-
at JAX - 12/11	-	-	-	-	-
vs. IND - 12/18	-	-	-	-	-
at GB - 12/24	-	-	-	-	-
vs. CHI - 1/1/17	-	-	-	-	-
2016 TOTALS	1	7	7.0	7	0
CAREER	11	96	8.7	13	0

84 • CORDARRELLE PATTERSON • WR

OPPONENT	No	Yds	Avg	Lg	TD
at TN - 9/11	1	6	6.0	6	0
vs. GB - 9/18	0	0	0.0	0	0
at CAR - 9/25*	1	8	8.0	8	0
vs. NYG - 10/3	5	38	7.6	21	0
vs. HOU 10/9*	4	39	9.8	15	1
at PHI - 10/23*	7	67	9.6	15	1
at CHI - 10/31	3	36	12.0	21	0
vs. DET - 11/6*	6	45	7.5	13	0
at WAS - 11/13	-	-	-	-	-
vs. CAR - 11/20	-	-	-	-	-
at DET - 11/24	-	-	-	-	-
vs. DAL - 12/1	-	-	-	-	-
at JAX - 12/11	-	-	-	-	-
vs. IND - 12/18	-	-	-	-	-
at GB - 12/24	-	-	-	-	-
vs. CHI - 1/1/17	-	-	-	-	-
2016 TOTALS	27	239	8.9	21	2
CAREER	107	1102	10.3	79t	7

85 • RHETT ELLISON • TE

OPPONENT	No	Yds	Avg	Lg	TD
at TN - 9/11	0	0	0.0	0	0
vs. GB - 9/18	0	0	0.0	0	0
at CAR - 9/25*	1	18	18.0	18	0
vs. NYG - 10/3*	1	2	2.0	2	0
vs. HOU 10/9					
at PHI - 10/23	0	0	0.0	0	0
at CHI - 10/31	0	0	0.0	0	0
vs. DET - 11/6	1	4	4.0	4	0
at WAS - 11/13	-	-	-	-	-
vs. CAR - 11/20	-	-	-	-	-
at DET - 11/24	-	-	-	-	-
vs. DAL - 12/1	-	-	-	-	-
at JAX - 12/11	-	-	-	-	-
vs. IND - 12/18	-	-	-	-	-
at GB - 12/24	-	-	-	-	-
vs. CHI - 1/1/17	-	-	-	-	-
2016 TOTALS	3	24	8.0	18	0
CAREER	45	482	10.7	41	3

89 • DAVID MORGAN • TE

OPPONENT	No	Yds	Avg	Lg	TD
at TN - 9/11	0	0	0.0	0	0
vs. GB - 9/18	0	0	0.0	0	0
at CAR - 9/25	0	0	0.0	0	0
vs. NYG - 10/3					
vs. HOU 10/9					
at PHI - 10/23	0	0	0.0	0	0
at CHI - 10/31	0	0	0.0	0	0
vs. DET - 11/6					
at WAS - 11/13	-	-	-	-	-
vs. CAR - 11/20	-	-	-	-	-
at DET - 11/24	-	-	-	-	-
vs. DAL - 12/1	-	-	-	-	-
at JAX - 12/11	-	-	-	-	-
vs. IND - 12/18	-	-	-	-	-
at GB - 12/24	-	-	-	-	-
vs. CHI - 1/1/17	-	-	-	-	-
2016 TOTALS	0	0	0.0	0	0
CAREER	0	0	0.0	0	0

* Denotes started game

GAME-BY-GAME SPECIAL TEAMS STATISTICS



KICK RETURNS

11 - LAQUON TREADWELL - WR

OPPONENT	No	Yds	Avg	FC	Lg	TD
at TN - 9/11	0	0	0.0	0	0	0
vs. GB - 9/18	0	0	0.0	0	0	0
at CAR - 9/25*	0	0	0.0	0	0	0
vs. NYG - 10/3	1	0	0.0	0	0	0
vs. HOU 10/9	0	0	0.0	0	0	0
at PHI - 10/23	0	0	0.0	0	0	0
at CHI - 10/31	0	0	0.0	0	0	0
vs. DET - 11/6	0	0	0.0	0	0	0
at WAS - 11/13	-	-	-	-	-	-
vs. CAR - 11/20	-	-	-	-	-	-
at DET - 11/24	-	-	-	-	-	-
vs. DAL - 12/1	-	-	-	-	-	-
at JAX - 12/11	-	-	-	-	-	-
vs. IND - 12/18	-	-	-	-	-	-
at GB - 12/24	-	-	-	-	-	-
vs. CHI - 1/1/17	-	-	-	-	-	-
2016 TOTALS	1	0	0.0	0	0	0
CAREER	1	0	0.0	0	0	0

12 - CHARLES JOHNSON - WR

OPPONENT	No	Yds	Avg	FC	Lg	TD
at TN - 9/11	0	0	0.0	0	0	0
vs. GB - 9/18	0	0	0.0	0	0	0
at CAR - 9/25*	0	0	0.0	0	0	0
vs. NYG - 10/3	0	0	0.0	0	0	0
vs. HOU 10/9	1	16	16.0	0	16	0
at PHI - 10/23	0	0	0.0	0	0	0
at CHI - 10/31*	0	0	0.0	0	0	0
vs. DET - 11/6	0	0	0.0	0	0	0
at WAS - 11/13	-	-	-	-	-	-
vs. CAR - 11/20	-	-	-	-	-	-
at DET - 11/24	-	-	-	-	-	-
vs. DAL - 12/1	-	-	-	-	-	-
at JAX - 12/11	-	-	-	-	-	-
vs. IND - 12/18	-	-	-	-	-	-
at GB - 12/24	-	-	-	-	-	-
vs. CHI - 1/1/17	-	-	-	-	-	-
2016 TOTALS	1	16	16.0	0	16	0
CAREER	1	16	16.0	0	16	0

35 - MARCUS SHERELS - CB

OPPONENT	No	Yds	Avg	FC	Lg	TD
at TN - 9/11	0	0	0.0	0	0	0
vs. GB - 9/18	0	0	0.0	0	0	0
at CAR - 9/25	1	18	18.0	0	18	0
vs. NYG - 10/3	0	0	0.0	0	0	0
vs. HOU 10/9	1	17	17.0	0	17	0
at PHI - 10/23	0	0	0.0	0	0	0
at CHI - 10/31	INACTIVE					
vs. DET - 11/6	0	0	0.0	0	0	0
at WAS - 11/13	-	-	-	-	-	-
vs. CAR - 11/20	-	-	-	-	-	-
at DET - 11/24	-	-	-	-	-	-
vs. DAL - 12/1	-	-	-	-	-	-
at JAX - 12/11	-	-	-	-	-	-
vs. IND - 12/18	-	-	-	-	-	-
vs. CB - 12/24	-	-	-	-	-	-
at CHI - 1/1/17	-	-	-	-	-	-
2016 TOTALS	2	35	17.5	0	18	0
CAREER	40	1045	26.1	0	78	0

84 - CORDARRELLE PATTERSON - WR

OPPONENT	No	Yds	Avg	FC	Lg	TD
at TN - 9/11	1	61	61.0	0	61	0
vs. GB - 9/18	2	62	31.0	0	37	0
at CAR - 9/25*	2	40	20.0	0	25	0
vs. NYG - 10/3	1	29	29.0	0	29	0
vs. HOU 10/9*	1	17	17.0	0	17	0
at PHI - 10/23*	0	0	0.0	0	0	0
at CHI - 10/31	2	36	18.0	0	21	0
vs. DET - 11/6*	3	87	29.0	0	32	0
at WAS - 11/13	-	-	-	-	-	-
vs. CAR - 11/20	-	-	-	-	-	-
at DET - 11/24	-	-	-	-	-	-
vs. DAL - 12/1	-	-	-	-	-	-
at JAX - 12/11	-	-	-	-	-	-
vs. IND - 12/18	-	-	-	-	-	-
at GB - 12/24	-	-	-	-	-	-
vs. CHI - 1/1/17	-	-	-	-	-	-
2016 TOTALS	12	332	27.7	0	61	0
CAREER	121	3615	29.9	0	109t	4

PUNT RETURNS

14 - STEFON DIGGS - WR

OPPONENT	No	Yds	Avg	FC	Lg	TD
at TN - 9/11*	0	0	0.0	0	0	0
vs. GB - 9/18*	0	0	0.0	0	0	0
at CAR - 9/25*	0	0	0.0	0	0	0
vs. NYG - 10/3*	0	0	0.0	0	0	0
vs. HOU 10/9	INACTIVE					
at PHI - 10/23*	0	0	0.0	0	0	0
at CHI - 10/31*	2	11	5.5	0	7	0
vs. DET - 11/6*	3	29	9.7	0	19	0
at WAS - 11/13	-	-	-	-	-	-
vs. CAR - 11/20	-	-	-	-	-	-
at DET - 11/24	-	-	-	-	-	-
vs. DAL - 12/1	-	-	-	-	-	-
at JAX - 12/11	-	-	-	-	-	-
vs. IND - 12/18	-	-	-	-	-	-
at GB - 12/24	-	-	-	-	-	-
vs. CHI - 1/1/17	-	-	-	-	-	-
2016 TOTALS	5	40	8.0	0	19	0
CAREER	5	40	8.0	0	19	0

19 - ADAM THIELEN - WR

OPPONENT	No	Yds	Avg	FC	Lg	TD
at TN - 9/11	0	0	0.0	0	0	0
vs. GB - 9/18*	0	0	0.0	0	0	0
at CAR - 9/25	0	0	0.0	0	0	0
vs. NYG - 10/3	0	0	0.0	0	0	0
vs. HOU 10/9*	0	0	0.0	0	0	0
at PHI - 10/23*	0	0	0.0	0	0	0
at CHI - 10/31	1	4	4.0	1	4	0
vs. DET - 11/6*	0	0	0.0	0	0	0
at WAS - 11/13	-	-	-	-	-	-
vs. CAR - 11/20	-	-	-	-	-	-
at DET - 11/24	-	-	-	-	-	-
vs. DAL - 12/1	-	-	-	-	-	-
at JAX - 12/11	-	-	-	-	-	-
vs. IND - 12/18	-	-	-	-	-	-
at GB - 12/24	-	-	-	-	-	-
vs. CHI - 1/1/17	-	-	-	-	-	-
2016 TOTALS	1	4	4.0	1	4	0
CAREER	2	8	4.0	2	4	0

35 - MARCUS SHERELS - CB

OPPONENT	No	Yds	Avg	FC	Lg	TD
at TN - 9/11	3	10	3.3	1	12	0
vs. GB - 9/18	0	0	0.0	3	0	0
at CAR - 9/25	2	58	29.0	1	54t	1
vs. NYG - 10/3	2	13	6.5	1	8	0
vs. HOU 10/9	4	100	25.0	1	79t	1
at PHI - 10/23	2	9	4.5	1	9	0
at CHI - 10/31	INACTIVE					
vs. DET - 11/6	1	2	2.0	0	2	0
at WAS - 11/13	-	-	-	-	-	-
vs. CAR - 11/20	-	-	-	-	-	-
at DET - 11/24	-	-	-	-	-	-
vs. DAL - 12/1	-	-	-	-	-	-
at JAX - 12/11	-	-	-	-	-	-
vs. IND - 12/18	-	-	-	-	-	-
at GB - 12/24	-	-	-	-	-	-
vs. CHI - 1/1/17	-	-	-	-	-	-
2016 TOTALS	14	192	13.7	8	79t	2
CAREER	162	1,699	10.5	123	86t	5

* Denotes started game

GAME-BY-GAME SPECIAL TEAMS STATISTICS



PUNTS

18 • JEFF LOCKE • P

OPPONENT	No	Yds	Avg	Ret.	Ret. Yds.	Net Yds.	Net Avg.	TB	I20	LG	BL
at TN - 9/11	3	113	37.7	1	14	99	33.0	0	1	51	0
vs. GB - 9/18	7	273	39.0	1	2	271	39.0	0	5	50	0
at CAR - 9/25	7	339	48.4	2	0	319	45.6	1	3	62	0
vs. NYG - 10/3	6	264	44.0	1	0	244	40.7	1	3	53	0
vs. HOU 10/9	5	231	46.2	3	47	184	36.8	0	1	55	0
at PHI - 10/23	4	181	46.2	0	0	181	45.3	0	2	50	0
at CHI - 10/31	7	309	46.2	3	26	263	37.6	1	3	71	0
vs. DET - 11/6	4	146	36.5	0	0	146	36.5	0	3	44	0
at WAS - 11/13	-	-	-	-	-	-	-	-	-	-	-
vs. CAR - 11/20	-	-	-	-	-	-	-	-	-	-	-
at DET - 11/24	-	-	-	-	-	-	-	-	-	-	-
vs. DAL - 12/1	-	-	-	-	-	-	-	-	-	-	-
at JAX - 12/11	-	-	-	-	-	-	-	-	-	-	-
vs. IND - 12/18	-	-	-	-	-	-	-	-	-	-	-
at GB - 12/24	-	-	-	-	-	-	-	-	-	-	-
vs. CHI - 1/1/17	-	-	-	-	-	-	-	-	-	-	-
2016 TOTALS	43	1,856	43.2	11	89	1,707	39.7	3	21	71	0
CAREER	259	11,236	43.4	114	814	10,102	39.0	17	88	71	1

KICKING

3 • BLAIR WALSH • K

OPPONENT	1-19		20-29		30-39		40-49		50+		FGs		FG Pct	PATs	
	M	A	M	A	M	A	M	A	M	A	M	A	M	A	
at TN - 9/11	0	0	0	0	2	3	1	1	1	2	4	6	66.7%	1	2
vs. GB - 9/18	0	0	0	0	0	0	1	1	0	0	1	1	100.0%	2	2
at CAR - 9/25	0	0	1	1	1	1	0	0	0	0	2	2	100.0%	0	1
vs. NYG - 10/3	0	0	0	0	0	0	1	2	0	0	1	2	50.0%	3	3
vs. HOU 10/9	1	1	0	0	0	0	0	0	0	0	1	1	100.0%	4	4
at PHI - 10/23	0	0	0	0	0	0	1	1	0	0	1	1	100.0%	1	1
at CHI - 10/31	0	0	0	0	1	1	0	0	0	0	1	1	100.0%	1	1
vs. DET - 11/6	0	0	0	0	1	1	0	1	0	0	1	2	50.0%	1	2
at WAS - 11/13	-	-	-	-	-	-	-	-	-	-	-	-	-	-	-
vs. CAR - 11/20	-	-	-	-	-	-	-	-	-	-	-	-	-	-	-
at DET - 11/24	-	-	-	-	-	-	-	-	-	-	-	-	-	-	-
vs. DAL - 12/1	-	-	-	-	-	-	-	-	-	-	-	-	-	-	-
at JAX - 12/11	-	-	-	-	-	-	-	-	-	-	-	-	-	-	-
vs. IND - 12/18	-	-	-	-	-	-	-	-	-	-	-	-	-	-	-
at GB - 12/24	-	-	-	-	-	-	-	-	-	-	-	-	-	-	-
vs. CHI - 1/1/17	-	-	-	-	-	-	-	-	-	-	-	-	-	-	-
2016 TOTALS	1	1	1	1	5	6	4	6	1	2	12	16	75.0%	13	16
CAREER	3	3	31	32	46	52	29	37	24	34	133	158	84.2%	154	162

* Denotes started game



GAME-BY-GAME DEFENSIVE STATISTICS

20 · MACKENSIE ALEXANDER · CB

OPPONENT	U	A	T	TFL	SK	QH	FF	FR	INT	PD
at TN - 9/11	0	0	0	0	0.0	0	0	0	0	0
vs. GB - 9/18	0	0	0	0	0.0	0	0	0	0	0
at CAR - 9/25	0	1	1	0	0.0	0	0	0	0	0
vs. NYG - 10/3	0	0	0	0	0.0	0	0	0	0	0
vs. HOU 10/9	1	0	1	0	0.0	0	0	0	0	1
at PHI - 10/23	0	0	0	0	0.0	0	0	0	0	0
at CHI - 10/31	0	0	0	0	0.0	0	0	0	0	0
vs. DET - 11/6	1	0	1	0	0.0	0	0	0	0	0
at WAS - 11/13	-	-	-	-	-	-	-	-	-	-
vs. CAR - 11/20	-	-	-	-	-	-	-	-	-	-
at DET - 11/24	-	-	-	-	-	-	-	-	-	-
vs. DAL - 12/1	-	-	-	-	-	-	-	-	-	-
at JAX - 12/11	-	-	-	-	-	-	-	-	-	-
vs. IND - 12/18	-	-	-	-	-	-	-	-	-	-
at GB - 12/24	-	-	-	-	-	-	-	-	-	-
vs. CHI - 1/1/17	-	-	-	-	-	-	-	-	-	-
2016 TOTALS	2	1	3	0	0.0	0	0	0	0	1
CAREER	2	1	3	0	0.0	0	0	0	0	1

24 · CAPTAIN MUNNERLYN · CB

OPPONENT	U	A	T	TFL	SK	QH	FF	FR	INT	PD
at TN - 9/11	1	1	2	0	0.0	0	0	0	0	0
vs. GB - 9/18*	2	3	5	1	0.0	0	0	0	0	1
at CAR - 9/25*	3	3	6	0	0.0	0	0	0	0	0
vs. NYG - 10/3	7	1	8	0	0.0	0	0	0	0	0
vs. HOU 10/9	5	1	6	1	0.0	0	0	0	0	1
at PHI - 10/23	1	0	1	0	0.0	0	0	0	0	0
at CHI - 10/31	2	0	2	0	0.0	0	0	0	0	0
vs. DET - 11/6*	1	0	1	0	0.0	0	0	0	0	0
at WAS - 11/13	-	-	-	-	-	-	-	-	-	-
vs. CAR - 11/20	-	-	-	-	-	-	-	-	-	-
at DET - 11/24	-	-	-	-	-	-	-	-	-	-
vs. DAL - 12/1	-	-	-	-	-	-	-	-	-	-
at JAX - 12/11	-	-	-	-	-	-	-	-	-	-
vs. IND - 12/18	-	-	-	-	-	-	-	-	-	-
at GB - 12/24	-	-	-	-	-	-	-	-	-	-
vs. CHI - 1/1/17	-	-	-	-	-	-	-	-	-	-
2016 TOTALS	22	9	31	2	0.0	0	0	0	0	2
CAREER	347	106	453	7	6.5	6	5	6	11	54

29 · XAVIER RHODES · CB

OPPONENT	U	A	T	TFL	SK	QH	FF	FR	INT	PD
at TN - 9/11	INACTIVE									
vs. GB - 9/18	INACTIVE									
at CAR - 9/25*	0	0	0	0	0.0	0	0	0	0	1
vs. NYG - 10/3*	2	0	2	0	0.0	0	0	0	1	2
vs. HOU 10/9*	2	0	2	0	0.0	0	0	0	0	1
at PHI - 10/23*	4	0	4	1	0.0	0	1	0	1	2
at CHI - 10/31*	4	1	5	0	0.0	0	0	0	0	3
vs. DET - 11/6*	5	2	7	0	0.0	0	0	0	0	0
at WAS - 11/13	-	-	-	-	-	-	-	-	-	-
vs. CAR - 11/20	-	-	-	-	-	-	-	-	-	-
at DET - 11/24	-	-	-	-	-	-	-	-	-	-
vs. DAL - 12/1	-	-	-	-	-	-	-	-	-	-
at JAX - 12/11	-	-	-	-	-	-	-	-	-	-
vs. IND - 12/18	-	-	-	-	-	-	-	-	-	-
at GB - 12/24	-	-	-	-	-	-	-	-	-	-
vs. CHI - 1/1/17	-	-	-	-	-	-	-	-	-	-
2016 TOTALS	17	3	20	1	0.0	0	1	0	2	9
CAREER	163	39	202	12	0.0	0	3	0	4	63

41 · ANTHONY HARRIS · S

OPPONENT	U	A	T	TFL	SK	QH	FF	FR	INT	PD
at TN - 9/11	0	0	0	0	0.0	0	0	0	0	0
vs. GB - 9/18	0	0	0	0	0.0	0	0	0	0	0
at CAR - 9/25	0	0	0	0	0.0	0	0	0	0	0
vs. NYG - 10/3	0	0	0	0	0.0	0	0	0	0	0
vs. HOU 10/9	0	0	0	0	0.0	0	0	0	0	0
at PHI - 10/23	0	0	0	0	0.0	0	0	0	0	0
at CHI - 10/31	2	2	4	0	0.0	0	0	0	0	0
vs. DET - 11/6	1	0	1	0	0.0	0	0	0	0	0
at WAS - 11/13	-	-	-	-	-	-	-	-	-	-
vs. CAR - 11/20	-	-	-	-	-	-	-	-	-	-
at DET - 11/24	-	-	-	-	-	-	-	-	-	-
vs. DAL - 12/1	-	-	-	-	-	-	-	-	-	-
at JAX - 12/11	-	-	-	-	-	-	-	-	-	-
vs. IND - 12/18	-	-	-	-	-	-	-	-	-	-
at GB - 12/24	-	-	-	-	-	-	-	-	-	-
vs. CHI - 1/1/17	-	-	-	-	-	-	-	-	-	-
2016 TOTALS	3	2	5	0	0.0	0	0	0	0	0
CAREER	14	9	23	0	0.0	0	0	0	0	2

22 · HARRISON SMITH · S

OPPONENT	U	A	T	TFL	SK	QH	FF	FR	INT	PD
at TN - 9/11*	6	3	9	1	0.0	0	0	0	0	1
vs. GB - 9/18*	5	3	8	0	0.0	0	0	0	0	0
at CAR - 9/25*	6	0	6	1	1.0	1	0	1	0	0
vs. NYG - 10/3*	6	3	9	0	0.0	0	0	0	0	0
vs. HOU 10/9*	5	3	8	0	0.0	0	0	0	0	1
at PHI - 10/23*	4	7	11	0	0.0	0	0	1	0	0
at CHI - 10/31*	4	2	6	0	0.0	0	0	0	0	0
vs. DET - 11/6*	5	4	9	0	0.0	1	0	0	0	0
at WAS - 11/13	-	-	-	-	-	-	-	-	-	-
vs. CAR - 11/20	-	-	-	-	-	-	-	-	-	-
at DET - 11/24	-	-	-	-	-	-	-	-	-	-
vs. DAL - 12/1	-	-	-	-	-	-	-	-	-	-
at JAX - 12/11	-	-	-	-	-	-	-	-	-	-
vs. IND - 12/18	-	-	-	-	-	-	-	-	-	-
at GB - 12/24	-	-	-	-	-	-	-	-	-	-
vs. CHI - 1/1/17	-	-	-	-	-	-	-	-	-	-
2016 TOTALS	41	25	66	2	1.0	2	0	2	0	2
CAREER	308	160	468	13	6.5	16	4	4	12	29

26 · TRAE WAYNES · CB

OPPONENT	U	A	T	TFL	SK	QH	FF	FR	INT	PD
at TN - 9/11*	11	1	12	1	0.0	0	0	0	0	2
vs. GB - 9/18*	3	2	5	0	0.0	0	0	0	1	2
at CAR - 9/25	6	0	6	0	0.0	0	0	0	1	1
vs. NYG - 10/3	0	0	0	0	0.0	0	0	0	0	1
vs. HOU 10/9	0	0	0	0	0.0	0	0	0	0	0
at PHI - 10/23	2	0	2	0	0.0	0	0	0	0	0
at CHI - 10/31	1	0	1	0	0.0	0	0	0	0	0
vs. DET - 11/6	2	0	2	0	0.0	0	0	0	0	3
at WAS - 11/13	-	-	-	-	-	-	-	-	-	-
vs. CAR - 11/20	-	-	-	-	-	-	-	-	-	-
at DET - 11/24	-	-	-	-	-	-	-	-	-	-
vs. DAL - 12/1	-	-	-	-	-	-	-	-	-	-
at JAX - 12/11	-	-	-	-	-	-	-	-	-	-
vs. IND - 12/18	-	-	-	-	-	-	-	-	-	-
at GB - 12/24	-	-	-	-	-	-	-	-	-	-
vs. CHI - 1/1/17	-	-	-	-	-	-	-	-	-	-
2016 TOTALS	25	3	28	1	0.0	0	0	0	2	9
CAREER	39	8	47	1	0.0	0	0	0	2	14

34 · ANDREW SENDEJO · S

OPPONENT	U	A	T	TFL	SK	QH	FF	FR	INT	PD
at TN - 9/11*	3	2	5	0	0.0	0	0	1	0	0
vs. GB - 9/18*	8	3	11	0	0.0	0	0	1	0	0
at CAR - 9/25*	4	2	6	0	0.0	0	0	0	0	0
vs. NYG - 10/3*	3	1	4	0	0.0	0	0	0	0	1
vs. HOU 10/9*	2	4	6	0	0.0	0	0	0	1	1
at PHI - 10/23*	0	1	1	0	0.0	0	0	0	1	1
at CHI - 10/31	INACTIVE									
vs. DET - 11/6*	2	1	3	0	0.0	0	0	0	0	0
at WAS - 11/13	-	-	-	-	-	-	-	-	-	-
vs. CAR - 11/20	-	-	-	-	-	-	-	-	-	-
at DET - 11/24	-	-	-	-	-	-	-	-	-	-
vs. DAL - 12/1	-	-	-	-	-	-	-	-	-	-
at JAX - 12/11	-	-	-	-	-	-	-	-	-	-
vs. IND - 12/18	-	-	-	-	-	-	-	-	-	-
at GB - 12/24	-	-	-	-	-	-	-	-	-	-
vs. CHI - 1/1/17	-	-	-	-	-	-	-	-	-	-
2016 TOTALS	22	14	36	0	0.0	0	0	2	2	2
CAREER	160	100	260	4	0.5	3	1	3	4	13

40 · KENTRELL BROTHERS · LB

OPPONENT	U	A	T	TFL	SK	QH	FF	FR	INT	PD
at TN - 9/11	INACTIVE									
vs. GB - 9/18	INACTIVE									
at CAR - 9/25	INACTIVE									
vs. NYG - 10/3	INACTIVE									
vs. HOU 10/9	INACTIVE									
at PHI - 10/23	INACTIVE									
at CHI - 10/31	0	0	0	0	0.0	0	0	0	0	0
vs. DET - 11/6	0	0	0	0	0.0	0	0	0	0	0
at WAS - 11/13	-	-	-	-	-	-	-	-	-	-
vs. CAR - 11/20	-	-	-	-	-	-	-	-	-	-
at DET - 11/24	-	-	-	-	-	-	-	-	-	-
vs. DAL - 12/1	-	-	-	-	-	-	-	-	-	-
at JAX - 12/11	-	-	-	-	-	-	-	-	-	-
vs. IND - 12/18	-	-	-	-	-	-	-	-	-	-
at GB - 12/24	-	-	-	-	-	-	-	-	-	-
vs. CHI - 1/1/17	-	-	-	-	-	-	-	-	-	-
2016 TOTALS	0	0	0	0	0.0	0	0	0	0	0
CAREER	0	0	0	0	0.0	0	0	0	0	0

23 · TERENCE NEWMAN · CB

OPPONENT	U	A	T	TFL	SK	QH	FF	FR	INT	PD
at TN - 9/11*	6	1	7	0	0.0	0	0	0	0	0
vs. GB - 9/18*	2	1	3	0	0.0	0	0	0	0	2
at CAR - 9/25*	4	1	5	0						

GAME-BY-GAME DEFENSIVE STATISTICS



52 · CHAD GREENWAY · LB												
OPPONENT	U	A	T	TFL	SK	QH	FF	FR	INT	PD		
at TN - 9/11*	0	0	0	0	0.0	0	0	0	0	0	0	0
vs. GB - 9/18	1	2	3	1	0.0	0	0	0	0	0	0	0
at CAR - 9/25	2	1	3	0	0.0	0	0	0	0	0	0	0
vs. NYG - 10/3	0	0	0	0	0.0	0	0	0	0	0	0	0
vs. HOU10/9*	2	0	2	0	0.0	0	0	0	0	0	0	0
at PHI - 10/23*	3	1	4	0	0.0	0	0	0	0	0	0	0
at CHI - 10/31*	1	1	2	0	0.0	0	0	0	0	0	0	0
vs. DET - 11/6*	4	2	6	0	0.0	0	0	0	1	1	1	1
at WAS - 11/13	-	-	-	-	-	-	-	-	-	-	-	-
vs. CAR - 11/20	-	-	-	-	-	-	-	-	-	-	-	-
at DET - 11/24	-	-	-	-	-	-	-	-	-	-	-	-
vs. DAL - 12/1	-	-	-	-	-	-	-	-	-	-	-	-
at JAX - 12/11	-	-	-	-	-	-	-	-	-	-	-	-
vs. IND - 12/18	-	-	-	-	-	-	-	-	-	-	-	-
at GB - 12/24	-	-	-	-	-	-	-	-	-	-	-	-
vs. CHI - 1/11/17	-	-	-	-	-	-	-	-	-	-	-	-
2016 TOTALS	13	7	20	1	0.0	0	0	0	1	1	1	1
CAREER	870	439	1,309	64	18.0	55	10	11	11	46		

57 · AUDIE COLE · LB												
OPPONENT	U	A	T	TFL	SK	QH	FF	FR	INT	PD		
at TN - 9/11	0	0	0	0	0.0	0	0	0	0	0	0	0
vs. GB - 9/18	0	0	0	0	0.0	0	0	0	0	0	0	0
at CAR - 9/25	0	0	0	0	0.0	0	0	0	0	0	0	0
vs. NYG - 10/3	0	0	0	0	0.0	0	0	0	0	0	0	0
vs. HOU10/9	0	0	0	0	0.0	0	0	0	0	0	0	0
at PHI - 10/23	0	0	0	0	0.0	0	0	0	0	0	0	0
at CHI - 10/31	0	0	0	0	0.0	0	0	0	0	0	0	0
vs. DET - 11/6	1	0	1	0.0	0.0	0	0	0	0	0	0	0
at WAS - 11/13	-	-	-	-	-	-	-	-	-	-	-	-
vs. CAR - 11/20	-	-	-	-	-	-	-	-	-	-	-	-
at DET - 11/24	-	-	-	-	-	-	-	-	-	-	-	-
vs. DAL - 12/1	-	-	-	-	-	-	-	-	-	-	-	-
at JAX - 12/11	-	-	-	-	-	-	-	-	-	-	-	-
vs. IND - 12/18	-	-	-	-	-	-	-	-	-	-	-	-
at GB - 12/24	-	-	-	-	-	-	-	-	-	-	-	-
vs. CHI - 1/11/17	-	-	-	-	-	-	-	-	-	-	-	-
2016 TOTALS	1	0	1	0	0.0	0	0	0	0	0	0	0
CAREER	49	19	68	4	1.0	7	1	0	0	4		

92 · TOM JOHNSON · DT												
OPPONENT	U	A	T	TFL	SK	QH	FF	FR	INT	PD		
at TN - 9/11	0	0	0	0	0.0	3	0	0	0	0	0	0
vs. GB - 9/18	2	3	5	2	1.0	7	0	0	0	0	0	0
at CAR - 9/25	3	0	3	0	0.0	10	0	0	1	1	1	1
vs. NYG - 10/3	2	0	2	1	0.0	1	0	0	0	0	0	0
vs. HOU10/9	2	0	2	1	1.0	10	0	0	0	0	0	0
at PHI - 10/23	0	1	1	0	0.0	2	0	0	0	0	0	0
at CHI - 10/31	0	0	0	0	0.0	0	0	0	0	0	0	0
vs. DET - 11/6	0	0	0	0	0.0	0	0	0	0	0	0	0
at WAS - 11/13	-	-	-	-	-	-	-	-	-	-	-	-
vs. CAR - 11/20	-	-	-	-	-	-	-	-	-	-	-	-
at DET - 11/24	-	-	-	-	-	-	-	-	-	-	-	-
vs. DAL - 12/1	-	-	-	-	-	-	-	-	-	-	-	-
at JAX - 12/11	-	-	-	-	-	-	-	-	-	-	-	-
vs. IND - 12/18	-	-	-	-	-	-	-	-	-	-	-	-
at GB - 12/24	-	-	-	-	-	-	-	-	-	-	-	-
vs. CHI - 1/11/17	-	-	-	-	-	-	-	-	-	-	-	-
2016 TOTALS	9	4	13	4	2.0	33	0	0	1	1	1	1
CAREER	94	71	165	14	19.0	83	2	0	1	2		

54 · ERIC KENDRICKS · LB												
OPPONENT	U	A	T	TFL	SK	QH	FF	FR	INT	PD		
at TN - 9/11*	5	2	7	1	0.0	0	0	0	1	1	1	1
vs. GB - 9/18*	3	2	5	1	0.0	0	1	0	0	2	2	2
at CAR - 9/25*	7	5	12	0	0.0	0	0	0	0	1	1	1
vs. NYG - 10/3*	6	2	8	0	0.0	0	0	0	0	1	1	1
vs. HOU10/9*	5	0	5	0	0.0	0	0	0	0	2	2	2
at PHI - 10/23*	9	3	12	0	0.0	0	0	0	0	0	0	0
at CHI - 10/31*	7	2	9	0	0.0	0	0	0	0	0	0	0
vs. DET - 11/6	-	-	-	-	-	-	-	-	-	-	-	-
at WAS - 11/13	-	-	-	-	-	-	-	-	-	-	-	-
vs. CAR - 11/20	-	-	-	-	-	-	-	-	-	-	-	-
at DET - 11/24	-	-	-	-	-	-	-	-	-	-	-	-
vs. DAL - 12/1	-	-	-	-	-	-	-	-	-	-	-	-
at JAX - 12/11	-	-	-	-	-	-	-	-	-	-	-	-
vs. IND - 12/18	-	-	-	-	-	-	-	-	-	-	-	-
at GB - 12/24	-	-	-	-	-	-	-	-	-	-	-	-
vs. CHI - 1/11/17	-	-	-	-	-	-	-	-	-	-	-	-
2016 TOTALS	42	16	58	2	0.0	0	1	0	1	7	7	7
CAREER	122	41	163	13	4.0	9	1	0	1	9		

59 · EMMANUEL LAMUR · LB												
OPPONENT	U	A	T	TFL	SK	QH	FF	FR	INT	PD		
at TN - 9/11	0	0	0	0	0.0	0	0	0	0	0	0	0
vs. GB - 9/18	0	0	0	0	0.0	0	0	0	0	0	0	0
at CAR - 9/25	1	0	1	0	0.0	0	0	0	0	0	0	0
vs. NYG - 10/3	0	0	0	0	0.0	0	0	0	0	0	0	0
vs. HOU10/9	0	0	0	0	0.0	0	0	0	0	0	0	0
at PHI - 10/23	0	0	0	0	0.0	0	0	0	0	0	0	0
at CHI - 10/31	0	0	0	0	0.0	0	0	0	0	0	0	0
vs. DET - 11/6	1	1	2	0.0	0.0	0	0	0	0	0	0	0
at WAS - 11/13	-	-	-	-	-	-	-	-	-	-	-	-
vs. CAR - 11/20	-	-	-	-	-	-	-	-	-	-	-	-
at DET - 11/24	-	-	-	-	-	-	-	-	-	-	-	-
vs. DAL - 12/1	-	-	-	-	-	-	-	-	-	-	-	-
at JAX - 12/11	-	-	-	-	-	-	-	-	-	-	-	-
vs. IND - 12/18	-	-	-	-	-	-	-	-	-	-	-	-
at GB - 12/24	-	-	-	-	-	-	-	-	-	-	-	-
vs. CHI - 1/11/17	-	-	-	-	-	-	-	-	-	-	-	-
2016 TOTALS	2	1	3	0	0.0	0	0	0	0	0	0	0
CAREER	27	55	82	4	0.5	3	1	1	2	11		

73 · SHARRIF FLOYD · DT												
OPPONENT	U	A	T	TFL	SK	QH	FF	FR	INT	PD		
at TN - 9/11	0	0	0	0.0	0.0	0	0	0	0	0	0	0
vs. GB - 9/18	-	-	-	-	-	-	-	-	-	-	-	-
at CAR - 9/25	-	-	-	-	-	-	-	-	-	-	-	-
vs. NYG - 10/3	-	-	-	-	-	-	-	-	-	-	-	-
vs. HOU10/9	-	-	-	-	-	-	-	-	-	-	-	-
at PHI - 10/23	-	-	-	-	-	-	-	-	-	-	-	-
at CHI - 10/31	-	-	-	-	-	-	-	-	-	-	-	-
vs. DET - 11/6	-	-	-	-	-	-	-	-	-	-	-	-
at WAS - 11/13	-	-	-	-	-	-	-	-	-	-	-	-
vs. CAR - 11/20	-	-	-	-	-	-	-	-	-	-	-	-
at DET - 11/24	-	-	-	-	-	-	-	-	-	-	-	-
vs. DAL - 12/1	-	-	-	-	-	-	-	-	-	-	-	-
at JAX - 12/11	-	-	-	-	-	-	-	-	-	-	-	-
vs. IND - 12/18	-	-	-	-	-	-	-	-	-	-	-	-
at GB - 12/24	-	-	-	-	-	-	-	-	-	-	-	-
vs. CHI - 1/11/17	-	-	-	-	-	-	-	-	-	-	-	-
2016 TOTALS	0	0	0	0	0.0	0	0	0	0	0	0	0
CAREER	65	56	121	26	9.5	70	0	0	0	6		

93 · SHAMAR STEPHEN · DT												
OPPONENT	U	A	T	TFL	SK	QH	FF	FR	INT	PD		
at TN - 9/11*	1	0	1	0	0.0	0	0	0	0	0	0	0
vs. GB - 9/18*	3	2	5	0	0.0	0	0	1	0	0	0	0
at CAR - 9/25*	1	4	5	0	0.0	5	0	0	0	0	0	0
vs. NYG - 10/3*	0	1	1	0	0.0	0	0	0	0	0	0	0
vs. HOU10/9*	2	1	3	0	0.0	0	0	0	0	0	0	0
at PHI - 10/23*	2	0	2	0	0.0	3	0	0	0	0	0	0
at CHI - 10/31*	1	1	2	0	0.0	0	0	0	0	0	0	0
vs. DET - 11/6*	3	1	4	0	0.0	0	0	0	0	0	0	0
at WAS - 11/13	-	-	-	-	-	-	-	-	-	-	-	-
vs. CAR - 11/20	-	-	-	-	-	-	-	-	-	-	-	-
at DET - 11/24	-	-	-	-	-	-	-	-	-	-	-	-
vs. DAL - 12/1	-	-	-	-	-	-	-	-	-	-	-	-
at JAX - 12/11	-	-	-	-	-	-	-	-	-	-	-	-
vs. IND - 12/18	-	-	-	-	-	-	-	-	-	-	-	-
at GB - 12/24	-	-	-	-	-	-	-	-	-	-	-	-
vs. CHI - 1/11/17	-	-	-	-	-	-	-	-	-	-	-	-
2016 TOTALS	13	10	23	0	0.0	8	0	1	0	0	0	0
CAREER	42	36	78	0	0.0	15	0	2	0	0		

55 · ANTHONY BARR · LB												
OPPONENT	U	A	T	TFL	SK	QH	FF	FR	INT	PD		
at TN - 9/11*	2	1	3	0	0.0	3	0	0	0	1	1	1
vs. GB - 9/18*	2	1	3	0	0.0	2	0	0	0	0	0	0
at CAR - 9/25*	9	2	11	1	1.0	2	0	0	0	0	0	0
vs. NYG - 10/3*	3	0	3	0	0.0	0	0	0	0	1	1	1
vs. HOU10/9*	2	1	3	0	0.0	4	0	0	0	0	0	0
at PHI - 10/23*												

GAME-BY-GAME DEFENSIVE STATISTICS



96 - BRIAN ROBISON - DE												
OPPONENT	U	A	T	TFL	SK	QH	FF	FR	INT	PD		
at TN - 9/11*	1	1	2	1	0.0	0	0	0	0	1		
vs. GB - 9/18*	1	1	2	1	1.0	1	1	0	0	0		
at CAR - 9/25*	2	1	3	1	1.0	2	0	0	0	0		
vs. NYG - 10/3*	0	0	0	0	0.0	0	0	0	0	0		
vs. HOU 10/9*	2	1	3	3	2.0	8	1	0	0	0		
at PHI - 10/23*	3	0	3	1	0.0	2	0	0	0	0		
at CHI - 10/31*	3	1	4	0	0.0	1	0	0	0	0		
vs. DET - 11/6*	1	1	2	0	0.0	0	0	0	0	0		
at WAS - 11/13	-	-	-	-	-	-	-	-	-	-		
vs. CAR - 11/20	-	-	-	-	-	-	-	-	-	-		
at DET - 11/24	-	-	-	-	-	-	-	-	-	-		
vs. DAL - 12/1	-	-	-	-	-	-	-	-	-	-		
at JAX - 12/11	-	-	-	-	-	-	-	-	-	-		
vs. IND - 12/18	-	-	-	-	-	-	-	-	-	-		
at GB - 12/24	-	-	-	-	-	-	-	-	-	-		
vs. CHI - 1/1/17	-	-	-	-	-	-	-	-	-	-		
2016 TOTALS	13	6	19	7	4.0	14	2	0	0	1		
CAREER	197	108	305	70	52.5	257	12	8	0	22		

97 - EVERSON GRIFFEN - DE												
OPPONENT	U	A	T	TFL	SK	QH	FF	FR	INT	PD		
at TN - 9/11*	3	0	3	0.0	0.0	5	0	0	0	0		
vs. GB - 9/18*	2	1	3	2.0	1.0	5	1	0	0	0		
at CAR - 9/25*	3	1	4	3.0	3.0	9	0	0	0	0		
vs. NYG - 10/3*	1	0	1	0.0	0.0	0	0	0	0	0		
vs. HOU 10/9*	0	4	4	0.0	0.0	11	0	0	0	0		
at PHI - 10/23*	2	1	3	0	0.0	2	0	0	0	0		
at CHI - 10/31*	5	0	5	1	1.0	3	0	0	0	0		
vs. DET - 11/6*	5	2	7	2	1.0	4	0	0	0	0		
at WAS - 11/13	-	-	-	-	-	-	-	-	-	-		
vs. CAR - 11/20	-	-	-	-	-	-	-	-	-	-		
at DET - 11/24	-	-	-	-	-	-	-	-	-	-		
vs. DAL - 12/1	-	-	-	-	-	-	-	-	-	-		
at JAX - 12/11	-	-	-	-	-	-	-	-	-	-		
vs. IND - 12/18	-	-	-	-	-	-	-	-	-	-		
at GB - 12/24	-	-	-	-	-	-	-	-	-	-		
vs. CHI - 1/1/17	-	-	-	-	-	-	-	-	-	-		
2016 TOTALS	21	9	30	8	6.0	39	1	0	0	0		
CAREER	151	91	242	69.0	46.0	252	4	3	1	12		

98 - LINVAL JOSEPH - DT												
OPPONENT	U	A	T	TFL	SK	QH	FF	FR	INT	PD		
at TN - 9/11*	2	6	8	1	1.0	2	1	0	0	0		
vs. GB - 9/18*	5	3	8	3	1.0	5	0	0	0	0		
at CAR - 9/25*	2	5	7	1	1.0	3	0	0	0	0		
vs. NYG - 10/3*	2	1	3	0	0.0	1	0	0	0	0		
vs. HOU 10/9*	4	2	6	0	0.0	4	0	0	0	0		
at PHI - 10/23*	1	5	6	0	0.0	0	0	0	0	0		
at CHI - 10/31*	5	1	6	1	0.0	2	0	0	0	0		
vs. DET - 11/6*	2	3	5	0	0.0	1	0	0	0	0		
at WAS - 11/13	-	-	-	-	-	-	-	-	-	-		
vs. CAR - 11/20	-	-	-	-	-	-	-	-	-	-		
at DET - 11/24	-	-	-	-	-	-	-	-	-	-		
vs. DAL - 12/1	-	-	-	-	-	-	-	-	-	-		
at JAX - 12/11	-	-	-	-	-	-	-	-	-	-		
vs. IND - 12/18	-	-	-	-	-	-	-	-	-	-		
at GB - 12/24	-	-	-	-	-	-	-	-	-	-		
vs. CHI - 1/1/17	-	-	-	-	-	-	-	-	-	-		
2016 TOTALS	23	26	49	6	3.0	18	1	0	0	0		
CAREER	242	158	400	14	15.0	44	4	3	0	6		

99 - DANIELLE HUNTER- DE												
OPPONENT	U	A	T	TFL	SK	QH	FF	FR	INT	PD		
at TN - 9/11	3	1	4	1	1.0	5	0	1	0	0		
vs. GB - 9/18	3	1	4	1	1.0	2	1	0	0	0		
at CAR - 9/25	1	4	5	1	1.0	4	0	0	0	0		
vs. NYG - 10/3	2	0	2	0	0.0	0	0	0	0	0		
vs. HOU 10/9	1	2	3	1	1.0	7	0	0	0	1		
at PHI - 10/23	3	2	5	0	0.0	0	0	0	0	0		
at CHI - 10/31	1	1	2	1	0.0	0	0	0	0	0		
vs. DET - 11/6	0	1	1	0	0.0	4	0	0	0	0		
at WAS - 11/13	-	-	-	-	-	-	-	-	-	-		
vs. CAR - 11/20	-	-	-	-	-	-	-	-	-	-		
at DET - 11/24	-	-	-	-	-	-	-	-	-	-		
vs. DAL - 12/1	-	-	-	-	-	-	-	-	-	-		
at JAX - 12/11	-	-	-	-	-	-	-	-	-	-		
vs. IND - 12/18	-	-	-	-	-	-	-	-	-	-		
at GB - 12/24	-	-	-	-	-	-	-	-	-	-		
vs. CHI - 1/1/17	-	-	-	-	-	-	-	-	-	-		
2016 TOTALS	14	12	26	5	4.0	22	1	1	0	1		
CAREER	38	22	60	15	10.0	47	2	1	0	2		



Minnesota Vikings DE Everson Griffen was able to get home to the quarterback last week boosting his season statistics to 30 combined tackles, 8 tackles for a loss, 6.0 sacks, 39 quarterback hurries and 1 forced fumble.

Griffen is currently tied for 5th in the NFC and 14th in the NFL with 5.0 sacks this season. He's 5.0 sacks away from reaching double digit sack totals for the third consecutive season.

* Denotes started game

GAME-BY-GAME SPECIAL TEAMS STATISTICS



19 · ADAM THIELEN · WR

OPPONENT	U	A	T	FF	FR	BK
at TN - 9/11	2	0	2	0	0	0
vs. GB - 9/18*	0	0	0	0	0	0
at CAR - 9/25	1	0	1	0	0	0
vs. NYG - 10/3	0	0	0	0	0	0
vs. HOU 10/9*	0	0	0	0	0	0
at PHI - 10/23*	0	0	0	0	0	0
at CHI - 10/31	0	0	0	0	0	0
vs. DET - 11/6*	0	0	0	0	0	0
at WAS - 11/13	-	-	-	-	-	-
vs. CAR - 11/20	-	-	-	-	-	-
at DET - 11/24	-	-	-	-	-	-
vs. DAL - 12/1	-	-	-	-	-	-
at JAX - 12/11	-	-	-	-	-	-
vs. IND - 12/18	-	-	-	-	-	-
at GB - 12/24	-	-	-	-	-	-
vs. CHI - 1/1/17	-	-	-	-	-	-
2016 TOTALS	3	0	3	0	0	0

20 · MACKENSIE ALEXANDER · CB

OPPONENT	U	A	T	FF	FR	BK
at TN - 9/11	0	1	1	0	0	0
vs. GB - 9/18	0	0	0	0	0	0
at CAR - 9/25	0	0	0	0	0	0
vs. NYG - 10/3	0	0	0	0	0	0
vs. HOU 10/9	0	0	0	0	0	0
at PHI - 10/23	0	0	0	0	0	0
at CHI - 10/31	0	0	0	0	0	0
vs. DET - 11/6	0	0	0	0	0	0
at WAS - 11/13	-	-	-	-	-	-
vs. CAR - 11/20	-	-	-	-	-	-
at DET - 11/24	-	-	-	-	-	-
vs. DAL - 12/1	-	-	-	-	-	-
at JAX - 12/11	-	-	-	-	-	-
vs. IND - 12/18	-	-	-	-	-	-
at GB - 12/24	-	-	-	-	-	-
vs. CHI - 1/1/17	-	-	-	-	-	-
2016 TOTALS	0	1	1	0	0	0

21 · JERICK MCKINNON · RB

OPPONENT	U	A	T	FF	FR	BK
at TN - 9/11	1	1	2	0	0	0
vs. GB - 9/18	0	0	0	0	0	0
at CAR - 9/25	0	0	0	0	0	0
vs. NYG - 10/3*	0	0	0	0	0	0
vs. HOU 10/9*	0	0	0	0	0	0
at PHI - 10/23	0	0	0	0	0	0
at CHI - 10/31	INACTIVE					
vs. DET - 11/6	0	0	0	0	0	0
at WAS - 11/13	-	-	-	-	-	-
vs. CAR - 11/20	-	-	-	-	-	-
at DET - 11/24	-	-	-	-	-	-
vs. DAL - 12/1	-	-	-	-	-	-
at JAX - 12/11	-	-	-	-	-	-
vs. IND - 12/18	-	-	-	-	-	-
at GB - 12/24	-	-	-	-	-	-
vs. CHI - 1/1/17	-	-	-	-	-	-
2016 TOTALS	1	1	2	0	0	0

26 · TRAE WAYNES · CB

OPPONENT	U	A	T	FF	FR	BK
at TN - 9/11*	0	0	0	0	0	0
vs. GB - 9/18*	0	0	0	0	0	0
at CAR - 9/25	0	0	0	0	0	0
vs. NYG - 10/3	0	0	0	0	0	0
vs. HOU 10/9	1	0	1	0	0	0
at PHI - 10/23	0	0	0	0	0	0
at CHI - 10/31	1	0	1	0	0	0
vs. DET - 11/6	1	0	1	0	0	0
at WAS - 11/13	-	-	-	-	-	-
vs. CAR - 11/20	-	-	-	-	-	-
at DET - 11/24	-	-	-	-	-	-
vs. DAL - 12/1	-	-	-	-	-	-
at JAX - 12/11	-	-	-	-	-	-
vs. IND - 12/18	-	-	-	-	-	-
at GB - 12/24	-	-	-	-	-	-
vs. CHI - 1/1/17	-	-	-	-	-	-
2016 TOTALS	3	0	3	0	0	0

27 · JAYRON KEARSE · S

OPPONENT	U	A	T	FF	FR	BK
at TN - 9/11	1	0	1	0	0	0
vs. GB - 9/18	0	0	0	0	0	0
at CAR - 9/25	0	0	0	0	0	0
vs. NYG - 10/3	0	0	0	0	0	0
vs. HOU 10/9	0	1	1	0	0	0
at PHI - 10/23	0	0	0	0	0	0
at CHI - 10/31*	0	0	0	0	0	0
vs. DET - 11/6	1	0	1	0	0	0
at WAS - 11/13	-	-	-	-	-	-
vs. CAR - 11/20	-	-	-	-	-	-
at DET - 11/24	-	-	-	-	-	-
vs. DAL - 12/1	-	-	-	-	-	-
at JAX - 12/11	-	-	-	-	-	-
vs. IND - 12/18	-	-	-	-	-	-
at GB - 12/24	-	-	-	-	-	-
vs. CHI - 1/1/17	-	-	-	-	-	-
2016 TOTALS	2	1	3	0	0	0

34 · ANDREW SENDEJO · S

OPPONENT	U	A	T	FF	FR	BK
at TN - 9/11*	1	1	2	0	0	0
vs. GB - 9/18*	0	0	0	0	0	0
at CAR - 9/25*	0	0	0	0	0	0
vs. NYG - 10/3*	0	0	0	0	0	0
vs. HOU 10/9*	1	1	2	0	0	0
at PHI - 10/23*	0	0	0	0	0	0
at CHI - 10/31	INACTIVE					
vs. DET - 11/6*	0	0	0	0	0	0
at WAS - 11/13	-	-	-	-	-	-
vs. CAR - 11/20	-	-	-	-	-	-
at DET - 11/24	-	-	-	-	-	-
vs. DAL - 12/1	-	-	-	-	-	-
at JAX - 12/11	-	-	-	-	-	-
vs. IND - 12/18	-	-	-	-	-	-
at GB - 12/24	-	-	-	-	-	-
vs. CHI - 1/1/17	-	-	-	-	-	-
2016 TOTALS	2	2	4	0	0	0

35 · MARCUS SHERELS · CB

OPPONENT	U	A	T	FF	FR	BK
at TN - 9/11	1	0	1	0	0	0
vs. GB - 9/18	0	0	0	0	0	0
at CAR - 9/25	0	0	0	0	0	0
vs. NYG - 10/3	1	0	1	0	1	0
vs. HOU 10/9	0	1	1	0	0	0
at PHI - 10/23	0	0	0	0	0	0
at CHI - 10/31	INACTIVE					
vs. DET - 11/6	0	0	0	0	0	0
at WAS - 11/13	-	-	-	-	-	-
vs. CAR - 11/20	-	-	-	-	-	-
at DET - 11/24	-	-	-	-	-	-
vs. DAL - 12/1	-	-	-	-	-	-
at JAX - 12/11	-	-	-	-	-	-
vs. IND - 12/18	-	-	-	-	-	-
at GB - 12/24	-	-	-	-	-	-
vs. CHI - 1/1/17	-	-	-	-	-	-
2016 TOTALS	2	1	3	0	1	0

40 · KENTRELL BROTHERS · LB

OPPONENT	U	A	T	FF	FR	BK
at TN - 9/11*	INACTIVE					
vs. GB - 9/18	INACTIVE					
at CAR - 9/25	INACTIVE					
vs. NYG - 10/3	INACTIVE					
vs. HOU 10/9	INACTIVE					
at PHI - 10/23	INACTIVE					
at CHI - 10/31	1	0	1	0	0	0
vs. DET - 11/6	0	0	0	0	0	0
at WAS - 11/13	-	-	-	-	-	-
vs. CAR - 11/20	-	-	-	-	-	-
at DET - 11/24	-	-	-	-	-	-
vs. DAL - 12/1	-	-	-	-	-	-
at JAX - 12/11	-	-	-	-	-	-
vs. IND - 12/18	-	-	-	-	-	-
at GB - 12/24	-	-	-	-	-	-
vs. CHI - 1/1/17	-	-	-	-	-	-
2016 TOTALS	1	0	1	0	0	0

41 · ANTHONY HARRIS · S

OPPONENT	U	A	T	FF	FR	BK
at TN - 9/11	0	1	1	0	0	0
vs. GB - 9/18	1	0	1	0	0	0
at CAR - 9/25	2	0	2	0	0	0
vs. NYG - 10/3	0	0	0	0	0	0
vs. HOU 10/9	1	0	1	0	0	0
at PHI - 10/23	0	0	0	0	0	0
at CHI - 10/31	0	0	0	0	0	0
vs. DET - 11/6	0	0	0	0	0	0
at WAS - 11/13	-	-	-	-	-	-
vs. CAR - 11/20	-	-	-	-	-	-
at DET - 11/24	-	-	-	-	-	-
vs. DAL - 12/1	-	-	-	-	-	-
at JAX - 12/11	-	-	-	-	-	-
vs. IND - 12/18	-	-	-	-	-	-
at GB - 12/24	-	-	-	-	-	-
vs. CHI - 1/1/17	-	-	-	-	-	-
2016 TOTALS	4	1	5	0	0	0

48 · ZACH LINE · FB

OPPONENT	U	A	T	FF	FR	BK
at TN - 9/11*	0	0	0	0	0	0
vs. GB - 9/18	1	0	1	0	0	0
at CAR - 9/25	0	0	0	0	0	0
vs. NYG - 10/3*	0	0	0	0	0	0
vs. HOU 10/9	0	0	0	0	0	0
at PHI - 10/23	0	0	0	0	0	0
at CHI - 10/31*	0	0	0	0	0	0
vs. DET - 11/6	0	0	0	0	0	0
at WAS - 11/13	-	-	-	-	-	-
vs. CAR - 11/20	-	-	-	-	-	-
at DET - 11/24	-	-	-	-	-	-
vs. DAL - 12/1	-	-	-	-	-	-
at JAX - 12/11	-	-	-	-	-	-
vs. IND - 12/18	-	-	-	-	-	-
at GB - 12/24	-	-	-	-	-	-
vs. CHI - 1/1/17	-	-	-	-	-	-
2016 TOTALS	1	0	1	0	0	0

51 · EDMOND ROBINSON · LB

OPPONENT	U	A	T	FF	FR	BK
at TN - 9/11	INACTIVE					
vs. GB - 9/18	INACTIVE					
at CAR - 9/25	0	1	1	0	0	0
vs. NYG - 10/3	0	0	0	0	0	0
vs. HOU 10/9	0	0	0	0	0	0
at PHI - 10/23	0	0	0	0	0	0
at CHI - 10/31	0	1	1	0	0	0
vs. DET - 11/6	1	0	1	0	0	0
at WAS - 11/13	-	-	-	-	-	-
vs. CAR - 11/20	-	-	-	-	-	-
at DET - 11/24	-	-	-	-	-	-
vs. DAL - 12/1	-	-	-	-	-	-
at JAX - 12/11	-	-	-	-	-	-
vs. IND - 12/18	-	-	-	-	-	-
at GB - 12/24	-	-	-	-	-	-
vs. CHI - 1/1/17	-	-	-	-	-	-
2016 TOTALS	1	2	3	0	0	0

57 · AUDIE COLE · LB

OPPONENT	U	A	T	FF	FR	BK
at TN - 9/11	0	0	0	0	0	0
vs. GB - 9/18	0	1	1	0	0	0
at CAR - 9/25	0	0	0	0	0	0
vs. NYG - 10/3	1	0	1	0	0	0
vs. HOU 10/9	1	0	1	0	0	0
at PHI - 10/23	1	0	1	0	0	0
at CHI - 10/31	0	0	0	0	0	0
vs. DET - 11/6	0	0	0	0	0	0
at WAS - 11/13	-	-	-	-	-	-
vs. CAR - 11/20	-	-	-	-	-	-
at DET - 11/24	-	-	-	-	-	-
vs. DAL - 12/1	-	-	-	-	-	-
at JAX - 12/11	-	-	-	-	-	-
vs. IND - 12/18	-	-	-	-	-	-
at GB - 12/24	-	-	-	-	-	-
vs. CHI - 1/1/17	-	-	-	-	-	-
2016 TOTALS	3	1	4	0	0	0

GAME-BY-GAME SPECIAL TEAMS STATISTICS



59 • EMMANUEL LAMUR • LB

OPPONENT	U	A	T	FF	FR	BK
at TN - 9/11	0	1	1	0	0	0
vs. GB - 9/18	0	1	1	0	0	0
at CAR - 9/25	0	0	0	0	0	0
vs. NYG - 10/3	0	0	0	0	0	0
vs. HOU 10/9	1	3	4	0	0	0
at PHI - 10/23	0	0	0	0	0	0
at CHI - 10/31	0	0	0	0	0	0
vs. DET - 11/6	1	0	1	0	0	0
at WAS - 11/13	-	-	-	-	-	-
vs. CAR - 11/20	-	-	-	-	-	-
at DET - 11/24	-	-	-	-	-	-
vs. DAL - 12/1	-	-	-	-	-	-
at JAX - 12/11	-	-	-	-	-	-
vs. IND - 12/18	-	-	-	-	-	-
at GB - 12/24	-	-	-	-	-	-
vs. CHI - 1/1/17	-	-	-	-	-	-
2016 TOTALS	2	5	7	0	0	0

61 • JOE BERGER • C

OPPONENT	U	A	T	FF	FR	BK
at TN - 9/11*	0	0	0	0	0	0
vs. GB - 9/18*	0	0	0	0	0	0
at CAR - 9/25*	0	0	0	0	0	0
vs. NYG - 10/3*	0	0	0	0	0	0
vs. HOU 10/9*	0	0	0	0	0	0
at PHI - 10/23*	0	0	0	0	0	0
at CHI - 10/31*	0	0	0	0	0	0
vs. DET - 11/6*	1	0	1	0	0	0
at WAS - 11/13	-	-	-	-	-	-
vs. CAR - 11/20	-	-	-	-	-	-
at DET - 11/24	-	-	-	-	-	-
vs. DAL - 12/1	-	-	-	-	-	-
at JAX - 12/11	-	-	-	-	-	-
vs. IND - 12/18	-	-	-	-	-	-
at GB - 12/24	-	-	-	-	-	-
vs. CHI - 1/1/17	-	-	-	-	-	-
2016 TOTALS	1	0	1	0	0	0

84 • CORDARRELLE PATTERSON • WR

OPPONENT	U	A	T	FF	FR	BK
at TN - 9/11	0	0	0	0	0	0
vs. GB - 9/18	0	0	0	0	0	0
at CAR - 9/25*	1	0	1	0	0	0
vs. NYG - 10/3	0	0	0	0	0	0
vs. HOU 10/9*	1	0	1	0	0	0
at PHI - 10/23*	0	0	0	0	0	0
at CHI - 10/31	1	0	1	0	0	0
vs. DET - 11/6*	0	0	0	0	0	0
at WAS - 11/13	-	-	-	-	-	-
vs. CAR - 11/20	-	-	-	-	-	-
at DET - 11/24	-	-	-	-	-	-
vs. DAL - 12/1	-	-	-	-	-	-
at JAX - 12/11	-	-	-	-	-	-
vs. IND - 12/18	-	-	-	-	-	-
at GB - 12/24	-	-	-	-	-	-
vs. CHI - 1/1/17	-	-	-	-	-	-
2016 TOTALS	3	0	3	0	0	0

85 • RHETT ELLISON • TE

OPPONENT	U	A	T	FF	FR	BK
at TN - 9/11	0	0	0	0	0	0
vs. GB - 9/18	0	0	0	0	0	0
at CAR - 9/25*	0	0	0	0	0	0
vs. NYG - 10/3*	0	0	0	0	0	0
vs. HOU 10/9	0	0	0	0	0	0
at PHI - 10/23	0	0	0	0	0	0
at CHI - 10/31	0	0	0	0	0	0
vs. DET - 11/6	1	0	1	0	0	0
at WAS - 11/13	-	-	-	-	-	-
vs. CAR - 11/20	-	-	-	-	-	-
at DET - 11/24	-	-	-	-	-	-
vs. DAL - 12/1	-	-	-	-	-	-
at JAX - 12/11	-	-	-	-	-	-
vs. IND - 12/18	-	-	-	-	-	-
at GB - 12/24	-	-	-	-	-	-
vs. CHI - 1/1/17	-	-	-	-	-	-
2016 TOTALS	1	0	1	0	0	0

94 • JUSTIN TRATTOU • DE

OPPONENT	U	A	T	FF	FR	BK
at TN - 9/11	0	0	0	0	0	0
vs. GB - 9/18	0	0	0	0	0	0
at CAR - 9/25	0	0	0	0	0	0
vs. NYG - 10/3	1	0	1	0	0	0
vs. HOU 10/9	0	1	1	0	0	0
at PHI - 10/23	0	0	0	0	0	0
at CHI - 10/31	0	0	0	0	0	0
vs. DET - 11/6	0	0	0	0	0	0
at WAS - 11/13	-	-	-	-	-	-
vs. CAR - 11/20	-	-	-	-	-	-
at DET - 11/24	-	-	-	-	-	-
vs. DAL - 12/1	-	-	-	-	-	-
at JAX - 12/11	-	-	-	-	-	-
vs. IND - 12/18	-	-	-	-	-	-
at GB - 12/24	-	-	-	-	-	-
vs. CHI - 1/1/17	-	-	-	-	-	-
2016 TOTALS	1	1	2	0	0	0

99 • DANIELLE HUNTER • DE

OPPONENT	U	A	T	FF	FR	BK
at TN - 9/11	0	1	1	0	0	0
vs. GB - 9/18	0	0	0	0	0	0
at CAR - 9/25	0	0	0	0	0	0
vs. NYG - 10/3	0	0	0	0	0	0
vs. HOU 10/9	0	0	0	0	0	0
at PHI - 10/23	0	0	0	0	0	0
at CHI - 10/31	0	0	0	0	0	0
vs. DET - 11/6	0	0	0	0	0	0
at WAS - 11/13	-	-	-	-	-	-
vs. CAR - 11/20	-	-	-	-	-	-
at DET - 11/24	-	-	-	-	-	-
vs. DAL - 12/1	-	-	-	-	-	-
at JAX - 12/11	-	-	-	-	-	-
vs. IND - 12/18	-	-	-	-	-	-
at GB - 12/24	-	-	-	-	-	-
vs. CHI - 1/1/17	-	-	-	-	-	-
2016 TOTALS	0	1	1	0	0	0



Minnesota Vikings CB Marcus Sherels has been dynamic in the punt return game. In the 7 games he's played, he's returned 14 punts for 192 yards and 2 touchdowns.

Sherels' longest return came against the Houston Texans in Week 5 when he returned a punt for 79 yards and a touchdown. That currently stands as the 3rd longest punt return in the NFL.

* Denotes started game

THE LAST TIME... (playoff games in italics)



BY THE VIKINGS	CATEGORY	BY AN OPPONENT
403 yards, at Oakland, 11/15/15 <i>475 yards, at New Orleans, 1/24/10</i>	400 Yards Total Offense	403 yards, at Chicago, 10/31/16 <i>518 yards, at N.Y. Giants, 1/14/01</i>
558 yards, vs. Atlanta, 9/28/14 <i>Has never happened</i>	500 Yards Total Offense	512 yards, at Miami, 12/21/14 <i>518 yards, at N.Y. Giants, 1/14/01</i>
Teddy Bridgewater, 335 yards, at Arizona, 12/10/15 <i>Brett Favre, 310 yards, at New Orleans, 1/24/10</i>	300 Yards Passing In A Game By A Player	Carson Palmer, 310 yards, at Arizona, 12/10/15 <i>Donovan McNabb, 300 yards, vs. Philadelphia, 1/4/08</i>
Brett Favre, 446 yards, vs. Arizona, 11/7/10 <i>Jeff George, 424 yards, at St. Louis, 1/16/00</i>	400 Yards Passing In A Game By A Player	Nick Foles, 428 yards, vs. Philadelphia, 12/15/13 <i>Has never happened</i>
Teddy Bridgewater, vs. Chicago, 12/20/15 <i>Brett Favre, vs Dallas, 1/17/10</i>	4 TD Passes In A Game By A Player	Ryan Tannehill, at Miami, 12/21/14 <i>Kerry Collins (5), at N.Y. Giants, 1/14/01</i>
Adrian Peterson, 104 yards, vs N.Y. Giants, 12/27/15 <i>Adrian Peterson, 122 yards, at New Orleans, 1/24/10</i>	100 Yards Rushing In A Game By A Player	Jordan Howard, 153 yards, at Chicago, 10/31/16 <i>Terry Kirby, 120 yards, at San Francisco, 1/3/98</i>
Adrian Peterson, 203 yards, at Oakland, 11/15/15 <i>Has never happened</i>	200 Yards Rushing In A Game By A Player	Walter Payton, 275 yards, at Chicago, 11/20/77 <i>Has never happened</i>
Matt Asiata, vs. Washington, 11/2/14 <i>Adrian Peterson, at New Orleans, 1/24/10</i>	3 TDs Rushing In A Game By A Player	Steven Jackson, vs. St. Louis, 12/31/06 <i>Has never happened</i>
Adam Thielen, 127 yards, vs. Houston, 10/9/16 <i>Bernard Berrian, 102 yards, at New Orleans, 1/24/10</i>	100 Yards Receiving In A Game By A Player	James Jones, 102 yards, at Green Bay, 1/3/16 <i>Ike Hilliard, 155 yards, at N.Y. Giants, 1/14/01</i>
Sidney Rice, 201 yards, vs. Baltimore, 10/18/09 <i>Anthony Carter, 227 yards, at S.F., 1/9/88</i>	200 Yards Receiving In A Game By A Player	Alshon Jeffery, 249 yards, vs. Chicago, 12/1/13 <i>Has never happened</i>
Marcus Robinson (15, 15, 2), vs. Cleveland, 11/27/05 <i>Sidney Rice (47, 16, 45), vs. Dallas, 1/17/10</i>	3 TD Catches In A Game By A Player	Jordan Cameron (19,11,7), vs. Cleveland, 9/22/13 <i>Has never happened</i>
Matt Asiata, vs. Washington, 11/2/14 (3 rushing) <i>Adrian Peterson, at New Orleans, 1/24/10 (3 rushing)</i>	3 TD In A Game By A Player	Marshawn Lynch, at Seattle 11/17/13 (2 rushing, 1 receiving) <i>Mario Bates, vs. Arizona, 1/10/99 (3 rushing)</i>
Ahmad Rashad, vs. San Francisco, 9/2/79 (4 receiving) <i>Has never happened</i>	4 TD In A Game By A Player	Steven Jackson, vs. St. Louis 12/31/06 (3 rushing, 1 receiving) <i>Has never happened</i>
Darren Sharper, at N.Y. Giants, 11/13/05 <i>Has never happened</i>	3 INTs In A Game By A Player	Deltha O'Neal, at Cincinnati, 9/18/05 <i>Has never happened</i>
Marcus Sherels, 79 yards, vs. Houston, 10/9/16 <i>Anthony Carter, 84 yards, at New Orleans, 1/3/88</i>	Punt Returned For A TD	Micah Hyde, 93 yards, vs. Green Bay, 10/27/13 <i>Golden Richards, 63 yards, at Dallas, 12/30/73</i>
Cordarrelle Patterson, 101 yards, vs. Seattle, 12/6/15 <i>Has never happened</i>	Kickoff Returned For A TD	Josh Huff, 98 yards, at Philadelphia, 10/23/16 <i>Tony Horne, 95 yards, at St. Louis, 1/16/00</i>
Eric Kendricks, 77 yards, at Tennessee, 9/11/16 <i>Reggie Rutland, 27 yards, at San Francisco, 1/9/88</i>	INT Returned For A TD	Vincent Rey, 25 yards, at Cincinnati, 12/22/13 <i>Asante Samuel, 44 yards, vs. Philadelphia, 1/4/08</i>
Danielle Hunter, 24 yards, at Tennessee, 9/11/16 <i>Nate Wright, 20 yards, vs. St. Louis, 12/21/74</i>	Fumble Returned For A TD	Nick Hayden, Recovered in End Zone, at Dallas, 11/3/13 <i>Kevin Miniefield, 48 yards, vs. Chicago, 1/1/95</i>
Adam Thielen and Jasper Brinkley, vs. Carolina, 11/30/14 <i>Scott Studwell, at L.A. Rams, 12/31/78</i>	Punt Blocked	Terrence Fede, at Miami, 12/21/14 <i>Spencer Tillman, at San Francisco, 1/6/90</i>
Adam Thielen, 30 yards and Everson Griffen 43 yards vs. Carolina, 11/30/14 (Blocked by Adam Thielen and Jasper Brinkley, respectively) <i>Terry Brown, recovered in end zone, vs. Pittsburgh 1/12/75 (Blocked by Matt Blair)</i>	Punt Blocked For TD	Garrett Wolfe, 17 yds, at Chicago, 10/19/08 (Blocked by Craig Steltz) <i>Doug Rogers recovered blocked kick in end zone, vs. Atlanta, 1/9/83 (Blocked by Paul Davis)</i>
Mike Merriweather, vs. L.A. Rams, 11/5/89 <i>Has never happened</i>	Punt Blocked For Safety	Terrence Fede, at Miami, 12/21/14 <i>Has never happened</i>
Cam Newton sacked in end zone by Danielle Hunter vs. Carolina, 9/25/16 <i>Ron Jaworski tackled in end zone by Doug Martin and Matt Blair, at Philadelphia, 1/3/81</i>	Safety Recorded	Jeff Locke, at Detroit, 10/25/15 <i>Ran out of bounds in the end zone Fran Tarkenton tackled in end zone, vs. Pittsburgh, 1/12/75</i>
Andrew Sendejo, at San Francisco, 9/14/15 <i>Matt Blair, at Philadelphia, 1/3/81</i>	Field Goal Blocked	Tyrunn Walker, vs. Detroit, 11/6/16 <i>at Green Bay, 1/9/05</i>
Antoine Winfield, 59 yards, at New Orleans, 10/6/08 <i>Bobby Bryant, 90 yards, vs. L.A. Rams, 12/26/76</i>	Blocked FG Returned For A TD	Chandler Jones, 58 yards, vs. New England, 9/14/14 <i>Has never happened</i>
Blair Walsh, vs. Detroit, 11/6/16 <i>Chuck Nelson, at San Francisco, 1/1/89</i>	PAT Missed (1 pt.)	Jason Hanson (kick aborted), at Detroit, 12/19/04 <i>Mike Cofer, at San Francisco, 1/6/90</i>
Everson Griffen, at New Orleans, 9/21/14 <i>Carl Eller, at Dallas, 1/1/78</i>	PAT Blocked	Remi Ayodele, at New Orleans, 9/9/10 <i>Has never happened</i>
Minnesota 50, Jacksonville 10, 12/20/98 <i>Has never happened</i>	50 Points Scored In A Game	San Francisco 51, Minnesota 7, 12/8/84 <i>Has never happened</i>
Minnesota 49, N.Y. Giants 17, vs N.Y. Giants, 12/27/15 <i>Minnesota 41, Arizona 21, 1/10/99</i>	40 Points Scored In A Game	Green Bay 42, Minnesota 10, at Green Bay, 10/2/14 <i>N.Y. Giants 41, Minnesota 0, 1/14/01</i>
Minnesota 13, Detroit 0, 12/5/93 <i>Has never happened</i>	Shutout Scored	Green Bay 34, Minnesota 0, 11/11/07 <i>N.Y. Giants 41, Minnesota 0, 1/14/01</i>
Minnesota 21, St. Louis 18, 11/8/15 <i>Has never happened</i>	Overtime Victory	Detroit 22, Minnesota 16, 11/6/16 <i>New Orleans 31, Minnesota 28, 1/24/10</i>
Jerick McKinnon rush, at Carolina, 9/25/16 <i>Leroy Hoard run, at St. Louis, 1/16/00</i>	Successful Two-Point Conversion	Carson Wentz rush at Philadelphia, 10/24/16 <i>Has never happened</i>



U.S. BANK STADIUM INAUGURAL SEASON

MISCELLANEOUS STATS

- First Downs and Fourth Down Efficiency
 - Red Zone Efficiency
- Takeaways And Turnovers
 - Scoring Drives
- Individual and Team Single-Game Bests
- Week-by-Week Leaders and Week-by-Week Starters
 - Vikings Record When
 - Long Plays
 - Gameday Inactives
 - Game Summaries

FIRST DOWNS EARNED - 2016 REGULAR SEASON



Total First Downs (First Downs on Third or Fourth Downs) One awarded to passer and receiver on passing plays

PLAYER	RUSHING	RECEIVING	PASSING	TOTAL
Sam Bradford	-	-	85 (31)	85
Stefon Diggs	1	30 (8)	-	31
Kyle Rudolph	-	22 (10)	-	22
Adam Thielen	-	20 (8)	-	20
Matt Asiata	14 (6)	5 (3)	-	19
Cordarrelle Patterson	1	12 (3)	-	13
Shaun Hill	-	-	12 (5)	12
Jerick McKinnon	8	2 (1)	-	10
Ronnie Hillman	4	1	-	5
Adrian Peterson	3 (2)	-	-	3
Charles Johnson	-	2	-	2
Jarius Wright	-	2 (2)	-	2
Zach Line	2 (1)	-	-	2
Rhett Ellison	2 (1)	-	-	2
Laquon Treadwell	-	1 (1)	-	1
Penalty	2 (2)	7 (3)	7 (3)	9
TOTAL	37 (10)	104 (39)	104 (39)	141 (49)*

* Does not include passing first downs

2016 FOURTH DOWN EFFICIENCY AND CHALLENGE SUMMARY



FOURTH DOWN EFFICIENCY

Game	Att.	Quarter	Play/Result/Drive Result
vs. Green Bay (9/18)	4th-and-1 4th-and-19	2nd 4th	S. Bradford 4-yd pass to S. Diggs / Success / Touchdown S. Bradford incomplete pass / Fail / End of Game
at Philadelphia (10/23)	4th-and-1 4th-and-3 4th-and-14	4th 4th 4th	M. Asiata rush for no gain / Fail / T.O.D. S. Bradford incomplete pass to K. Rudolph / Fail / T.O.D. S. Bradford 14-yard TD pass to C. Patterson / Success/ TD
at Chicago (10/31)	4th-and-2 4th-and-6	4th 4th	S. Bradford 3-yard pass to K. Rudolph / Success / Punt S. Bradford 25-yard TD pass to S. Diggs / Success / TD
vs. Detroit (11/6)	4th-and-1 4th-and-4	4th 4th	M. Asiata rush for no gain / Fail / T.O.D. S. Bradford 8-yard pass to S. Diggs / Success / Touchdown
at Washington (11/13)	-	-	
vs. Arizona (11/20)	-	-	
at Atlanta (11/30)	-	-	
at Detroit (11/24)	-	-	
vs. Dallas (12/1)	-	-	
at Jacksonville (12/11)	-	-	
vs. Indianapolis (12/18)	-	-	
at Green Bay (12/24)	-	-	
vs. Chicago (1/1/17)	-	-	
TOTAL	5/9		

2016 REPLAY CHALLENGES

#	Date	Opponent	Quarter	Time on Clock	LOS	Original Play/Challenge	Challenged by	Result	Play Result
10-31		Chicago	2nd	2:27	CHI-3	M. Asiata 1-yd Rush/ First Down	Chicago	Upheld	First Down
10-31		Chicago	3rd	14:20	CHI-30	J. Howard Rush/Down by contact	Minnesota	Upheld	Down by Contact
11-6		Detroit	4th	8:14	DET-5	J. McKinnon Rush / Ball Spot	Minnesota	Stands	Fourth Down

Regular Season

Vikings: 0/2

Opponents: 0/1

2016 RED ZONE EFFICIENCY



AT TENNESSEE (9/11/16)

	1st	2nd	3rd	4th	OT	Poss.	TDs	FGs	PTs
OFFENSE	0	1	1	1	-	3	0	2	6
DEFENSE	1	1	0	1	-	3	2	1	16

VS. GREEN BAY (9/18/16)

	1st	2nd	3rd	4th	OT	Poss.	TDs	FGs	PTs
OFFENSE	0	1	0	0	-	1	1	0	7
DEFENSE	1	0	1	1	-	3	2	0	14

AT CAROLINA (9/25/16)

	1st	2nd	3rd	4th	OT	Poss.	TDs	FGs	PTs
OFFENSE	0	0	1	2	-	3	1	2	13
DEFENSE	1	0	0	0	-	1	1	-	7

VS. NEW YORK GIANTS (10/3/16)

	1st	2nd	3rd	4th	OT	Poss.	TDs	FGs	PTs
OFFENSE	1	1	0	1	-	3	3	-	21
DEFENSE	0	1	0	1	-	2	1	1	10

VS. HOUSTON (10/9/16)

	1st	2nd	3rd	4th	OT	Poss.	TDs	FGs	PTs
OFFENSE	1	1	0	1	-	3	2	1	17
DEFENSE	0	1	0	1	-	2	1	1	10

AT PHILADELPHIA (10/23/16)

	1st	2nd	3rd	4th	OT	Poss.	TDs	FGs	PTs
OFFENSE	2	0	0	2	-	4	1	-	7
DEFENSE	0	1	1	1	-	3	1	2	13

AT CHICAGO (10/31/16)

	1st	2nd	3rd	4th	OT	Poss.	TDs	FGs	PTs
OFFENSE	0	1	0	0	-	1	-	1	3
DEFENSE	1	2	1	0	-	4	2	2	20

VS. DETROIT (11/6/16)

	1st	2nd	3rd	4th	OT	Poss.	TDs	FGs	PTs
OFFENSE	0	2	1	2	0	5	2	1	16
DEFENSE	0	1	0	0	0	1	1	0	7

AT WASHINGTON (11/13/16)

	1st	2nd	3rd	4th	OT	Poss.	TDs	FGs	PTs
OFFENSE	-	-	-	-	-	-	-	-	-
DEFENSE	-	-	-	-	-	-	-	-	-

VS. ARIZONA (11/20/16)

	1st	2nd	3rd	4th	OT	Poss.	TDs	FGs	PTs
OFFENSE	-	-	-	-	-	-	-	-	-
DEFENSE	-	-	-	-	-	-	-	-	-

AT DETROIT (11/24/16)

	1st	2nd	3rd	4th	OT	Poss.	TDs	FGs	PTs
OFFENSE	-	-	-	-	-	-	-	-	-
DEFENSE	-	-	-	-	-	-	-	-	-

VS. DALLAS (12/1/16)

	1st	2nd	3rd	4th	OT	Poss.	TDs	FGs	PTs
OFFENSE	-	-	-	-	-	-	-	-	-
DEFENSE	-	-	-	-	-	-	-	-	-

AT JACKSONVILLE (12/11/16)

	1st	2nd	3rd	4th	OT	Poss.	TDs	FGs	PTs
OFFENSE	-	-	-	-	-	-	-	-	-
DEFENSE	-	-	-	-	-	-	-	-	-

VS. INDIANAPOLIS (12/18/16)

	1st	2nd	3rd	4th	OT	Poss.	TDs	FGs	PTs
OFFENSE	-	-	-	-	-	-	-	-	-
DEFENSE	-	-	-	-	-	-	-	-	-

AT GREEN BAY (12/24/16)

	1st	2nd	3rd	4th	OT	Poss.	TDs	FGs	PTs
OFFENSE	-	-	-	-	-	-	-	-	-
DEFENSE	-	-	-	-	-	-	-	-	-

VS. CHICAGO (1/1/17)

	1st	2nd	3rd	4th	OT	Poss.	TDs	FGs	PTs
OFFENSE	-	-	-	-	-	-	-	-	-
DEFENSE	-	-	-	-	-	-	-	-	-

SEASON TOTALS

	1st	2nd	3rd	4th	OT	Poss.	TDs	FGs	PTs
OFFENSE	4	7	3	9	0	23	10	7	90
DEFENSE	4	7	3	5	0	19	11	7	97

2016 COIN TOSS

Date	Opponent	Call	Actual	Result
9/11/16	at Tennessee	Tails	Heads	TEN win and receive
9/18/16	vs. Green Bay	Tails	Tails	GB win and defer, Vikings receive
9/25/16	at Carolina	Tails	Tails	MN win and defer
10/3/16	vs. NY Giants	Tails	Heads	MN win and defer
10/9/16	vs. Houston	Tails	Tails	HOU win and defer
10/23/16	at Philadelphia	Tails	Tails	MIN win and defer
10/31/16	at Chicago	Tails	Heads	CHI win and defer, Vikings receive
11/6/16	vs. Detroit	Tails	Tails	DET win and defer
11/6/16	vs. Detroit (OT)	Tails	Tails	DET win and receive
11/13/16	at Washington			
11/20/16	vs. Arizona			
11/24/16	at Detroit			
12/1/16	vs. Dallas			
12/11/16	at Jacksonville			
12/18/16	vs. Indianapolis			
12/24/16	at Green Bay			
1/1/17	vs. Chicago			

Regular Season

Vikings: 2/4
Opponents 4/5

2016 TAKEAWAYS AND TURNOVERS



TAKEAWAYS

17 Takeaways (10 INT, 7 FR)
 5 resulted in 26 Vikings points
 1 inside Vikings 20

7 First Half Takeaways (4 INT, 3 FR)
 1 resulted in 7 Vikings points
 1 inside Vikings 20

5 1st Quarter Takeaways (2 INT, 3 FR)
 1 resulted in 7 Vikings points
 0 inside Vikings 20

2 2nd Quarter Takeaways (2 INT, 0 FR)
 0 resulted in 0 Vikings points
 1 inside Vikings 20

10 Second Half Takeaways (6 INT, 4 FR)
 5 resulted in 26 Vikings points
 0 inside Vikings 20

4 3rd Quarter Takeaways (4 INT, 0 FR)
 3 resulted in 12 Vikings points
 0 inside Vikings 20

6 4th Quarter Takeaways (2 INT, 4 FR)
 2 resulted in 14 Vikings points
 0 inside Vikings 20

TURNOVERS

5 Turnovers (1 INT, 4 FL)
 2 - resulted in 6 - opponents points
 1 - inside opponents 20

4 First Half Turnovers (1 INT, 3 FL)
 1 resulted in 3 opponents points
 1 inside opponents 20

3 1st Quarter Turnovers (1 INT, 2 FL)
 0 resulted in 0 opponents points
 1 inside opponents 20

1 2nd Quarter Turnover (0 INT, 1 FL)
 1 resulted in 3 opponents points
 0 inside opponents 20

1 Second Half Turnover (0 INT, 1 FL)
 1 resulted in 3 opponents points
 0 inside opponents 20

0 3rd Quarter Turnovers (0 INT, 0 FL)
 0 resulted in 0 opponents points
 0 inside opponents 20

1 4th Quarter Turnover (0 INT, 1 FL)
 1 resulted in 3 opponents points
 0 inside opponents 20

PLUS/MINUS TURNOVER RATIO

First Half	7 Takeaways
First Quarter	5 Takeaways
Second Quarter	2 Takeaways
Second Half	10 Takeaways
Third Quarter	4 Takeaways
Fourth Quarter	6 Takeaways
Overtime	0 Takeaways

Totals 17 Takeaways

First Half	4 Turnovers
First Quarter	3 Turnovers
Second Quarter	1 Turnover
Second Half	0 Turnovers
Third Quarter	0 Turnovers
Fourth Quarter	1 Turnover
Overtime	0 Turnovers

Totals 5 Turnovers

KEY

INT = Interception
 FR = Fumbles Recovered
 FL = Fumbles Lost

**+12
Turnover Ratio**

2016 TAKEAWAYS AND TURNOVERS BREAKDOWN



TAKEAWAYS - FUMBLE RECOVERIES & INTERCEPTIONS

DATE	OPPONENT	TAKEAWAY	QTR.	YD-LINE	RESULT
9-11	Tennessee	Interception - Eric Kendricks; 77-yard return (TD)	3rd	MIN-23	Touchdown
9-11	Tennessee	Fumble; Recover - Hunter (TD)	4th	TEN-24	Touchdown
9-11	Tennessee	Fumble; Forced- Joseph, Recover - Sendejo	4th	TEN-48	Punt
9-18	Green Bay	Fumble; Forced-Kendricks, Recover-Sendejo	1st	GB-10	Fumble
9-18	Green Bay	Fumble; Forced-Robison, Recover-Stephen	4th	MN-46	Punt
9-18	Green Bay	Interception - Trae Waynes; 4-yd return	4th	MN-45	End of Game
9-25	Carolina	Interception - Trae Waynes; no return	2nd	MN-5	End of Half
9-25	Carolina	Interception - Terence Newman; no return	3rd	CAR-43	Field Goal
9-25	Carolina	Interception - Tom Johnson; 5-yd return	4th	MN-31	Punt
10-3	New York	Fumble; Recover - Sherels	1st	NYG-41	Touchdown
10-3	New York	Interception - Xavier Rhodes; 29-yard return	3rd	MN-28	Field Goal
10-9	Houston	Interception - Andrew Sendejo; 2-yard return	3rd	MN-49	Punt
10-23	Philadelphia	Interception - Andrew Sendejo;16-yard return	1st	PHI-18	Interception
10-23	Philadelphia	Fumble; Aborted, Recover - Barr	1st	PHI-34	Fumble
10-23	Philadelphia	Interception - Xavier Rhodes; no return	1st	MIN-39	Punt
10-23	Philadelphia	Fumble; Forced - Rhodes, Recover - H. Smith	4th	MIN-46	Touchdown
11-6	Detroit	Interception - Chad Greenway; 17-yard return	2nd	DET-35	Punt

TURNOVERS - FUMBLES LOST & HAD INTERCEPTED

DATE	OPPONENT	TURNOVER	QTR.	YD-LINE	RESULT
9-18	Green Bay	Fumble - Sendejo; Forced - Cobb, Recover-Cobb	1st	GB-13	Punt
10-23	Philadelphia	Interception - McLeod; Touchback	1st	PHI (-8)	Fumble
10-23	Philadelphia	Fumble - Bradford; Forced - Barwin, Recover - Jenkins	1st	PHI-25	Interception
10-23	Philadelphia	Fumble - Bradford; Forced - McLeod, Recover - Allen	2nd	PHI-41	Field Goal
10-23	Philadelphia	Fumble - Sherels; Recover - Burton	4th	50	Field Goal

FUMBLE BREAKDOWN

FUMBLE BREAKDOWN

PLAYER	FUMBLES	LOST
Sam Bradford	5	2
Marcus Sherels	1	1
Andrew Sendejo	1	1
Adam Thielen	1	0
Tom Johnson	1	0
Cordarrelle Patterson	1	0
TOTAL	10	4

2016 SCORING DRIVES



Opponent	Plays	Poss. Time	Quarter	Net Yards	How Acquired	Scoring Play
Tennessee Titans (9/11)	4	1:04	3	2	Kickoff	B. Walsh 50-yard Field Goal
Tennessee Titans (9/11)	11	5:31	3	58	Punt	B. Walsh 33-yard Field Goal
Tennessee Titans (9/11)	10	4:05	4	42	Punt	B. Walsh 45-yard Field Goal
Tennessee Titans (9/11)	7	4:33	4	45	Punt	B. Walsh 30-yard Field Goal
Green Bay Packers (9/18)	10	4:46	2	54	Punt	K. Rudolph 8-yard Touchdown Reception
Green Bay Packers (9/18)	6	2:46	3	87	Downs	S. Diggs 25-yard Touchdown Reception
Carolina Panthers (9/25)	10	5:17	3	79	Kickoff	K. Rudolph 15-yard Touchdown Reception
Carolina Panthers (9/25)	7	2:46	4	33	Interception	B. Walsh 28-yard Field Goal
Carolina Panthers (9/25)	11	5:55	4	49	Punt	B. Walsh 31-yard Field Goal
New York Giants (10/3)	6	2:43	1	41	Fumble	M. Asiata 1-yard Touchdown Run
New York Giants (10/3)	9	4:56	2	75	Punt	K. Rudolph 7-yard Touchdown Reception
New York Giants (10/3)	6	2:16	3	17	Interception	B. Walsh 44-yard Field Goal
New York Giants (10/3)	8	4:18	4	76	Kickoff	J. McKinnon 4-yard Touchdown Run
Houston Texans (10/9)	8	3:37	1	84	Kickoff	A. Thielen 36-yard Touchdown Reception
Houston Texans (10/9)	9	3:52	1	55	Punt	M. Asiata 1-yard Touchdown Run
Houston Texans (10/9)	15	6:19	2	58	Downs	B. Walsh 19-yard Field Goal
Houston Texans (10/9)	9	4:42	3/4	65	Downs	C. Patterson 9-yard Touchdown Reception
Philadelphia Eagles (10/23)	12	4:57	2	50	Punt	B. Walsh 48-yard Field Goal
Philadelphia Eagles (10/23)	11	3:56	4	56	Fumble	C. Patterson 14-yard Touchdown Reception
Chicago Bears (10/31)	15	7:24	2	59	Kickoff	B. Walsh 30-yard Field Goal
Chicago Bears (10/31)	10	3:10	4	83	Punt	S. Diggs 25-yard Touchdown Reception
Detroit Lions (11/6)	12	4:35	2	61	Punt	B. Walsh 33-yard Field Goal
Detroit Lions (11/6)	9	5:33	3	78	Punt	K. Rudolph 1-yard Touchdown Reception
Detroit Lions (11/6)	13	3:51	4	79	Punt	R. Ellison 1-yard Touchdown Run

DEFENSIVE & SPECIAL TEAMS TOUCHDOWNS

Opponent	Quarter	Yards	Scoring Play
Tennessee Titans (9/11/16)	3rd	77	Eric Kendricks 77-yard Interception Return
Tennessee Titans (9/11/16)	4th	24	Danielle Hunter 24-yard Fumble Return
Carolina Panthers (9/25/16)	1st	--	Danielle Hunter Safety (Cam Newton Sacked)
Carolina Panthers (9/25/16)	2nd	54	Marcus Sherels 54-yard Punt Return
Houston Texans (10/9/16)	2nd	79	Marcus Sherels 79-yard Punt Return

2016 VIKINGS INDIVIDUAL SINGLE-GAME BESTS



VIKINGS OFFENSE

RUSHING

Yards Rushing	85	Jerick McKinnon vs. New York Giants (10/3/16)
Rushing Attempts	20	Jerick McKinnon vs. Houston (10/9/16)
TDs Rushing	1	4 times, last Rhett Ellison vs. Detroit (11/6/16)
Longest Rush	29	Matt Asiata at Philadelphia (10/23/16)
Longest TD Rush	4	Jerick McKinnon vs. New York Giants (10/3/16)

PASSING

Yards Passing	286	Sam Bradford vs. Green Bay (9/18/16)
Passing Attempts	41	Sam Bradford at Philadelphia (10/23/16)
Passes Completed	31	Sam Bradford vs. Detroit (11/6/16)
TDs Passing	2	2 times, last Sam Bradford vs. Houston (10/9/16)
Longest Pass	46	Sam Bradford vs. Green Bay (9/18/16)
Longest TD Pass	36	Sam Bradford vs. Houston (10/9/16)

RECEIVING

Yards Receiving	182	Stefon Diggs vs. Green Bay (9/18/16)
Receptions	13	Stefon Diggs vs. Detroit (11/6/16)
Longest Reception	46	Stefon Diggs from Sam Bradford vs. Green Bay (9/18/16)

VIKINGS DEFENSE

Interceptions	1	10 times, last Chad Greenway vs. Detroit (11/6/16)
Longest Interception Return	77t	Eric Kendricks at Tennessee (9/11/16)
Fumble Recoveries	1	6 times, last Harrison Smith at Philadelphia (10/23/16)
Longest Fumble Return	24t	Danielle Hunter at Tennessee (9/11/16)
Forced Fumbles	1	4 times, last Xavier Rhodes at Philadelphia (10/23/16)
QB Sacks	3	Everson Griffen at Carolina (9/25/16)
Solo Tackles	11	Trae Waynes at Tennessee (9/11/16)
Assisted Tackles	7	Harrison Smith at Philadelphia (10/23/16)
Combined Tackles	12	3 times, last Eric Kendricks at Philadelphia (10/23/16)
TFLs	3	3 times, last Brian Robison vs. Houston (10/9/16)
QB Hurries	11	Everson Griffen vs. Houston (10/9/16)
Passes Defensed	3	2 times, last Trae Waynes vs. Detroit (11/6/16)

VIKINGS SPECIAL TEAMS

Field Goals Made	4	Blair Walsh at Tennessee (9/11/16)
Field Goals Attempted	6	Blair Walsh at Tennessee (9/11/16)
Longest Field Goal	50	Blair Walsh at Tennessee (9/11/16)
Longest Punt	71	Jeff Locke at Chicago (10/31/16)
Longest Punt Return	79t	Marcus Sherels vs. Houston (10/9/16)
Longest Kickoff Return	61	Cordarrelle Patterson at Tennessee (9/11/16)
Field Goal Block	-	
PAT Block	-	
Tackles	4	Emmanuel Lamur vs. Houston (10/9/16)
Fumble recoveries	1	2 times, last Charles Johnson at Chicago (10/31/16)

2016 OPPONENTS INDIVIDUAL SINGLE-GAME BESTS



OPPONENTS OFFENSE

RUSHING

Yards Rushing	153	Jordan Howard at Chicago (10/31/16)
Rushing Attempts	26	Jordan Howard at Chicago (10/31/16)
TDs Rushing	1	4 times, last Jordan Howard at Chicago (10/31/16)
Longest Rush	69	Jordan Howard at Chicago (10/31/16)
Longest TD Rush	10	Aaron Rodgers vs. Green Bay (9/18/16)

PASSING

Yards Passing	271	Marcus Mariota at Tennessee (9/11/16)
Passing Attempts	45	Eli Manning vs. New York Giants (10/3/16)
Passes Completed	25	2 times, last Eli Manning vs. New York Giants (10/3/16))
TDs Passing	2	2 times, last Matthew Stafford vs. Detroit (11/6/16)
Longest Pass	67	Eli Manning vs. New York Giants (10/3/16)
Longest TD Pass	28	Matthew Stafford vs. Detroit (11/6/16)

RECEIVING

Yards Receiving	92	Eric Ebron vs. Detroit (11/6/16)
Receptions	11	Golden Tate vs. Detroit (11/6/16)
Longest Reception	67	Paul Perkins from Eli Manning vs. New York Giants (10/3/16)

OPPONENTS DEFENSE

Interceptions	1	Rodney McLeod at Philadelphia (10/23/16)
Longest Interception Return	0	Rodney McLeod at Philadelphia (10/23/16)
Fumble recoveries	1	3 times, last Beau Allen at Philadelphia (10/23/16)
Longest Fumble Return	10	Beau Allen at Philadelphia (10/23/16)
Forced Fumbles	1	7 times, last Pernell McPhee at Chicago (10/31/16)
QB Sacks	2	2 times, last Kerry Hyder vs. Detroit (11/6/16)
Solo Tackles	9	2 times, last Tahir Whitehead vs. Detroit (11/6/16)
Assisted Tackles	5	Benardrick McKinney vs. Houston (10/9/16)
Combined Tackles	13	Luke Kuechly at Carolina (9/25/16)
TFLs	4	Jadeveon Clowney vs. Houston (10/9/16)
QB Hurries	5	2 times, last Brandon Graham at Philadelphia (10/23/16)
Passes Defensed	2	3 times, last Danny Trevathan at Chicago (10/31/16)

OPPONENTS SPECIAL TEAMS

Field Goals Made	3	Matt Prater vs. Detroit (11/6/16)
Field Goals Attempted	3	2 times, last Matt Prater vs. Detroit (11/6/16)
Longest Field Goal	58	Matt Prater vs. Detroit (11/6/16)
Longest Punt	64	Brett Kern at Tennessee (9/11/16)
Longest Punt Return	18	Tyler Ervin vs. Houston (10/9/16)
Longest Kickoff Return	98t	Josh Huff at Philadelphia (10/23/16)
Field Goal Block	1	Tyrunn Walker vs. Detroit (11/6/16)
PAT Block	-	
Tackles	3	Dwayne Harris vs. New York Giants (10/3/16)

2016 VIKINGS & OPPONENTS TEAM SINGLE GAME BEST



VIKINGS OFFENSE

Points	31	vs. Houston (10/9/16)
First Downs	22	3 times, last vs. Detroit (11/6/16)
Total Offense	366	vs. New York Giants (10/3/16)
Net Yards Rushing	104	vs. New York Giants (10/3/16)
Net Yards Passing	286	vs. Green Bay (9/18/16)
Rushing Attempts	37	vs. Houston (10/9/16)
Passing Attempts	41	at Philadelphia (10/23/16)
Passes Completed	31	vs. Detroit (11/6/16)

VIKINGS DEFENSE

Points	10	2 times, last vs. New York Giants (10/3/16)
Interceptions	3	at Carolina (9/25/16)
Longest Interception Return	77t	at Tennessee (9/11/16)
Longest Fumble Return	24t	at Tennessee (9/11/16)
QB Sacks	8	at Carolina (9/25/16)
QB Hurries	44	vs. Houston (10/9/16)
Tackles for Loss	8	at Carolina (9/25/16)
Forced Fumbles	4	vs. Green Bay (9/18/16)
Passes Defensed	10	vs. Houston (10/9/16)
Solo Tackles	54	at Carolina (9/25/16)
Combined Tackles	84	at Carolina (9/25/16)

OPPONENTS OFFENSE

Points	22	vs. Detroit (11/6/16)
First Downs	20	vs. Green Bay (9/18/16)
Total Offense	403	at Chicago (10/31/16)
Net Yards Rushing	158	at Chicago (10/31/16)
Net Yards Passing	271	at Tennessee (9/11/16)
Rushing Attempts	29	at Chicago (10/31/16)
Passing Attempts	45	vs. New York Giants (10/3/16)
Passes Completed	25	2 times, last vs. New York Giants (10/3/16)

OPPONENTS DEFENSE

Interceptions	1	at Philadelphia (10/23/16)
Longest Interception Return	0	at Philadelphia (10/23/16)
Longest Fumble Return	10	at Philadelphia (10/23/16)
QB Sacks	6	at Philadelphia (10/23/16)
QB Hurries	12	at Philadelphia (10/23/16)
Tackles for Loss	9	vs. Green Bay (9/18/16)
Forced Fumbles	4	at Philadelphia (10/23/16)
Passes Defensed	9	at Philadelphia (10/23/16)
Solo Tackles	53	at Philadelphia (10/23/16)
Combined Tackles	68	vs. Houston (10/9/16)

2016 WEEK-BY-WEEK LEADERS



OPPONENT	RUSHES	RUSH YDS	RECEPT.	REC. YDS	SACKS	TACKLES
9/11 at Tennessee	A. Peterson (19)	A. Peterson (31)	S. Diggs (7)	S. Diggs (103)	Joseph (1.0) Hunter (1.0)	Waynes (12)
9/18 vs. Green Bay	A. Peterson (12)	A. Peterson (19)	S. Diggs (9)	S. Diggs (182)	Robison (1.0) Griffen (1.0) Joseph (1.0) Johnson (1.0) Hunter (1.0)	Sendejo (11)
9/25 at Carolina	J. McKinnon (16)	J. McKinnon (45)	K. Rudolph (7)	K. Rudolph (70)	Griffen (3.0)	Kendricks (12)
10/3 vs. NYG	J. McKinnon (18)	J. McKinnon (85)	K. Rudolph (5) S. Diggs (5) C. Patterson (5)	K. Rudolph (55)	None	H. Smith (9)
10/9 vs. Houston	J. McKinnon (18)	M. Asiata (55)	A. Thielen (7)	A. Thielen (127)	B. Robison (2.0)	H. Smith (8)
10/23 at Philadelphia	M. Asiata (12)	M. Asiata (55)	C. Patterson (7)	C. Patterson (67)	None	Kendricks (12)
10/31 at Chicago	M. Asiata (14)	M. Asiata (42)	S. Diggs (8)	S. Diggs (76)	Griffen (1.0)	Kendricks (9)
11/6 vs. Detroit	M. Asiata (9)	R. Hillman (30)	S. Diggs (13)	S. Diggs (80)	Griffen (1.0)	Barr (10)
11/13 at Washington						
11/20 vs. Arizona						
11/24 at Detroit						
12/1 vs. Dallas						
12/11 at Jacksonville						
12/18 vs. Indianapolis						
12/24 at Green Bay						
1/1/17 vs. Chicago						

2016 GAME-BY-GAME STARTERS



VIKINGS OFFENSE

Date/Opp.	WR	LT	LG	C	RG	RT	TE	WR/TE	QB	RB	FB/TE2/WR3
9/11 at Tennessee	Diggs	Kalil	Boone	Berger	Fusco	A. Smith	Rudolph	Johnson	Hill	Peterson	Line
9/18 vs. Green Bay	Diggs	Kalil	Boone	Berger	Fusco	A. Smith	Rudolph	Johnson	Bradford	Peterson	Thielen
9/25 at Carolina	Diggs	Clemmings	Boone	Berger	Fusco	A. Smith	Rudolph	Patterson	Bradford	Asiata	Ellison
10/3 vs. NYG	Diggs	Clemmings	Boone	Berger	Fusco	A. Smith	Rudolph	Ellison	Bradford	McKinnon	Line
10/9 vs. Houston	Thielen	Clemmings	Boone	Berger	Fusco	Sirles	Rudolph	Patterson	Bradford	McKinnon	Wright
10/23 at Philadelphia	Thielen	Clemmings	Boone	Berger	Fusco	Sirles	Rudolph	Diggs	Bradford	Asiata	Patterson
10/31 at Chicago	Johnson	Long	Boone	Berger	Fusco	Clemmings	Rudolph	Diggs	Bradford	Asiata	Line
11/6 vs. Detroit	Thielen	Long	Sirles	Berger	Fusco	Clemmings	Rudolph	Diggs	Bradford	Asiata	Patterson
11/13 at Washington											
11/20 vs. Arizona											
11/24 at Detroit											
12/1 vs. Dallas											
12/11 at Jacksonville											
12/18 vs. Indianapolis											
12/24 at Green Bay											
1/1/17 vs. Chicago											

VIKINGS DEFENSE

Date/Opp.	LE	DT	NT	RE	SLB	MLB	WLB/DB	LCB	RCB	FS	SS
9/11 at Tennessee	Robison	Stephen	Joseph	Griffen	Barr	Kendricks	Greenway	Newman	Waynes	H. Smith	Sendejo
9/18 vs. Green Bay	Robison	Stephen	Joseph	Griffen	Barr	Kendricks	Munnerlyn	Newman	Waynes	H. Smith	Sendejo
9/25t at Carolina	Robison	Stephen	Joseph	Griffen	Barr	Kendricks	Munnerlyn	Newman	Rhodes	H. Smith	Sendejo
10/3 vs. NYG	Robison	Stephen	Joseph	Griffen	Barr	Kendricks	Munnerlyn	Newman	Rhodes	H. Smith	Sendejo
10/9 vs. Houston	Robison	Stephen	Joseph	Griffen	Barr	Kendricks	Greenway	Newman	Rhodes	H. Smith	Sendejo
10/23 at Philadelphia	Robison	Stephen	Joseph	Griffen	Barr	Kendricks	Greenway	Newman	Rhodes	H. Smith	Sendejo
10/31 at Chicago	Robison	Stephen	Joseph	Griffen	Barr	Kendricks	Greenway	Newman	Rhodes	H. Smith	Kearse
11/6 vs. Detroit	Robison	Stephen	Joseph	Griffen	Barr	Greenway	Munnerlyn	Newman	Rhodes	H. Smith	Sendejo
11/13 at Washington											
11/20 vs. Arizona											
11/24 at Detroit											
12/1 vs. Dallas											
12/11 at Jacksonville											
12/18 vs. Indianapolis											
12/24 at Green Bay											
1/1/17 vs. Chicago											

2016 LONG PLAYS



RUSHES OF 15+ YARDS (2)

- 29 Matt Asiata at Philadelphia (10/23/16)
- 25 Jerick McKinnon vs. New York (10/3/16)

CATCHES OF 20+ YARDS (23)

- 46 Stefon Diggs from Sam Bradford vs. Green Bay (9/18/16)
- 44 Stefon Diggs from Sam Bradford vs. Green Bay (9/18/16)
- 40 Charles Johnson from Sam Bradford vs. New York (10/3/16)
- 36t Adam Thielen from Sam Bradford vs. Houston (10/9/16)
- 33 Stefon Diggs from Shaun Hill at Tennessee (9/11/16)
- 32 Ronnie Hillman from Sam Bradford vs. Detroit (11/6/16)
- 31 Matt Asiata from Sam Bradford at Chicago (10/31/16)
- 31 Adam Thielen from Sam Bradford vs. Houston (10/9/16)
- 30 Charles Johnson from Sam Bradford vs. New York (10/3/16)
- 29 Adam Thielen from Sam Bradford vs. Detroit (11/6/16)
- 27 Adam Thielen from Sam Bradford at Philadelphia (10/23/16)
- 25t Stefon Diggs from Sam Bradford at Chicago (10/31/16)
- 25 Adam Thielen from Sam Bradford at Philadelphia (10/23/16)
- 25t Stefon Diggs from Sam Bradford vs. Green Bay (9/18/16)
- 23 Adam Thielen from Sam Bradford vs. Houston (10/9/16)
- 23 Matt Asiata from Sam Bradford vs. Houston (10/9/16)
- 22 Kyle Rudolph from Sam Bradford at Philadelphia (10/23/16)
- 21 Adam Thielen from Sam Bradford at Chicago (10/31/16)
- 21 Cordarrelle Patterson from Sam Bradford at Chicago (10/31/16)
- 21 Cordarrelle Patterson from Sam Bradford vs. New York (10/3/16)
- 21 Stefon Diggs from Sam Bradford vs. New York (10/3/16)
- 21 Kyle Rudolph from Shaun Hill at Tennessee (9/11/16)
- 21 Adam Thielen from Shaun Hill at Tennessee (9/11/16)

PASSES OF 20+ YARDS (23)

- 46 Sam Bradford to Stefon Diggs vs. Green Bay (9/18/16)
- 44 Sam Bradford to Stefon Diggs vs. Green Bay (9/18/16)
- 40 Sam Bradford to Charles Johnson vs. New York (10/3/16)
- 36t Sam Bradford to Adam Thielen vs. Houston (10/9/16)
- 33 Shaun Hill to Stefon Diggs at Tennessee (9/11/16)
- 32 Sam Bradford to Ronnie Hillman vs. Detroit (11/6/16)
- 31 Sam Bradford to Matt Asiata at Chicago (10/31/16)
- 31 Sam Bradford to Adam Thielen vs. Houston (10/9/16)
- 30 Sam Bradford to Charles Johnson vs. New York (10/3/16)
- 29 Sam Bradford to Adam Thielen vs. Detroit (11/6/16)
- 27 Sam Bradford to Adam Thielen at Philadelphia (10/23/16)
- 25t Sam Bradford to Stefon Diggs at Chicago (10/31/16)
- 25 Sam Bradford to Adam Thielen at Philadelphia (10/23/16)
- 25t Sam Bradford to Stefon Diggs vs. Green Bay (9/18/16)
- 23 Sam Bradford to Adam Thielen vs. Houston (10/9/16)
- 23 Sam Bradford to Matt Asiata vs. Houston (10/9/16)
- 22 Sam Bradford to Kyle Rudolph at Philadelphia (10/23/16)
- 21 Sam Bradford to Adam Thielen at Chicago (10/31/16)
- 21 Sam Bradford to Cordarrelle Patterson at Chicago (10/31/16)
- 21 Sam Bradford to Cordarrelle Patterson vs. New York (10/3/16)
- 21 Sam Bradford to Stefon Diggs vs. New York (10/3/16)
- 21 Shaun Hill to Kyle Rudolph at Tennessee (9/11/16)
- 21 Shaun Hill to Adam Thielen at Tennessee (9/11/16)

FUMBLE RETURNS OF 10+ YARDS (1)

- 24t Danielle Hunter at Tennessee (9/11/16)

INT RETURNS OF 10+ YARDS (4)

- 77t Eric Kendricks at Tennessee (9/11/16)
- 29 Xavier Rhodes vs. New York Giants (10/3/16)
- 17 Chad Greenway vs. Detroit (11/6/16)
- 16 Andrew Sendejo at Philadelphia (10/23/16)

LONG FIELD GOALS OF 40+ (5)

- 50 Blair Walsh at Tennessee (9/11/16)
- 48 Blair Walsh at Philadelphia (10/23/16)
- 46 Blair Walsh vs. Green Bay (9/18/16)
- 45 Blair Walsh at Tennessee (9/11/16)
- 44 Blair Walsh vs. New York Giants (10/3/16)

LONG TDs OF 15+ YARDS (5)

- 77 Eric Kendricks Interception Return at Tennessee (9/11/16)
- 25 Stefon Diggs from Sam Bradford at Chicago (10/31/16)
- 25 Stefon Diggs from Sam Bradford vs. Green Bay (9/18/16)
- 24 Danielle Hunter Fumble Return at Tennessee (9/11/16)
- 15 Kyle Rudolph from Sam Bradford at Carolina (9/25/16)

PUNTS OF 50+ YARDS (13)

- 71 Jeff Locke at Chicago (10/31/16)
- 62 Jeff Locke at Carolina (9/25/16)
- 58 Jeff Locke at Carolina (9/25/16)
- 55 Jeff Locke vs. Houston (10/9/16)
- 53 Jeff Locke at Carolina (9/25/16)
- 53 Jeff Locke vs. New York (10/3/16)
- 53 Jeff Locke vs. New York (10/3/16)
- 51 Jeff Locke at Tennessee (9/11/16)
- 51 Jeff Locke vs. Houston (10/9/16)
- 50 Jeff Locke at Philadelphia (10/23/16)
- 50 Jeff Locke at Philadelphia (10/23/16)
- 50 Jeff Locke at Carolina (9/25/16)
- 50 Jeff Locke vs. New York (10/3/16)

2016 GAMEDAY INACTIVES



AT TENNESSEE (9/11/16)

LB Kentrell Brothers, C Nick Easton, TE MyCole Pruitt, CB Xavier Rhodes, LB Edmond Robinson, T Jeremiah Sirles, WR Jarius Wright

VS. GREEN BAY (9/18/16)

LB Kentrell Brothers, C Nick Easton, DT Sharrif Floyd, TE MyCole Pruitt, CB Xavier Rhodes, LB Edmond Robinson, WR J. Wright

AT CAROLINA (9/25/16)

LB Kentrell Brothers, C Nick Easton, DT Sharrif Floyd, RB Ronnie Hillman, TE MyCole Pruitt, WR Laquon Treadwell

VS. NY Giants (10/3/16)

G Willie Beavers, LB Kentrell Brothers, C Nick Easton, DT Sharrif Floyd, RB Ronnie Hillman, TE David Morgan, WR Jarius Wright

VS. HOUSTON (10/9/16)

LB Kentrell Brothers, WR Stefon Diggs, TE Rhett Ellison, DT Sharrif Floyd, RB Ronnie Hillman, TE David Morgan, T Andre Smith

AT PHILADELPHIA (10/23/16)

G Willie Beavers, LB Kentrell Brothers, C Nick Easton, DT Sharrif Floyd, TE MyCole Pruitt, WR Laquon Treadwell, WR Jarius Wright

AT CHICAGO (10/31/16)

DT Sharrif Floyd, G Zac Kerin, RB Jerick McKinnon, TE MyCole Pruitt, S Andrew Sendejo, CB Marcus Sherels, WR Jarius Wright

VS. DETROIT (11/6/16)

G Alex Boone, DT Sharrif Floyd, LB Eric Kendricks, G Zac Kerin, TE David Morgan, TE MyCole Pruitt, WR Jarius Wright

AT WASHINGTON (11/13/16)

VS. ARIZONA (11/20/16)

AT DETROIT (11/24/16)

VS. DALLAS (12/1/16)

AT JACKSONVILLE (12/11/16)

VS. INDIANAPOLIS (12/18/16)

AT GREEN BAY (12/24/16)

VS. CHICAGO (1/1/17)

2016 SEASON AT A GLANCE - GAME 1



VIKINGS 25, TITANS 16

At Nissan Stadium, September 11, 2016
Attendance – 63,816

VISITOR:	Minnesota Vikings	0	0	12	13	0	25
HOME:	Tennessee Titans	3	7	0	6	0	16

Scoring Plays

Team	Qtr	Time	Play Description (Extra Point) (Drive Info)	Visitor	Home
Titans	1	4:45	R.Succop 28 yd. Field Goal (8-53, 4:24)	0	3
Titans	2	0:41	D.Murray 6 yd. pass from M.Mariota (R.Succop kick) (13-73, 4:14)	0	10
Vikings	3	13:56	B.Walsh 50 yd. Field Goal (4-2, 1:04)	3	10
Vikings	3	5:59	B.Walsh 33 yd. Field Goal (11-58, 5:31)	6	10
Vikings	3	1:24	E.Kendricks 77 yd. interception return (kick failed, wr)	12	10
Vikings	4	11:17	B.Walsh 45 yd. Field Goal (10-42, 4:05)	15	10
Vikings	4	11:03	D.Hunter 24 yd. fumble return (B.Walsh kick)	22	10
Vikings	4	2:36	B.Walsh 30 yd. Field Goal (7-45, 4:33)	25	10
Titans	4	0:28	D.Murray 4 yd. pass from M.Mariota (pass failed) (9-74, 2:08)	25	16

	VIKINGS	TITANS
First Downs	15	19
Rushes/Yards	28/65	22/64
Passing Yards	236	271
Punt Return/Yards	3/19	1/14
KO Return/Yards	1/61	5/118
Passes (A-C-I)	33-18-0	41-25-1
Times Sacked/Yards	0-0	2-19
Punts	3	5
Fumbles/Lost	0-0	2-2
Penalties/Yards	3-39	2-10
Possession Time	29:35	30:25

PASSING

VIKINGS – Hill 18-33-236, 54.5%, 0 TD, 0 INT - 77.3

TITANS – Mariota 25-41-271, 61% 2 TD, 1 INT - 86.5

RUSHING

VIKINGS – A. Peterson 19-31, M. Asiata 4-13, S. Hill 2-8, C. Patterson 1-8, J. McKinnon 1-6

TITANS – D. Murray 13-42, M. Mariota 4-19, D. Henry 5-3

RECEIVING

VIKINGS – S. Diggs 7-103, K. Rudolph 4-65, A. Thielen 4-54, C. Patterson 1-6, C. Johnson 1-5, J. McKinnon 1-3

TITANS – T. Sharpe 7-76, D. Murray 5-35, D. Walker 3-42, A. Johnson 3-30, R. Matthews 3-26, D. Henry 2-41, H. Douglas 2-21

SACKS

VIKINGS – L. Joseph 1.0, D. Hunter, 1.0

TITANS – None

TACKLES

VIKINGS – T. Waynes 11-1-12, H. Smith 6-3-9, L. Joseph 2-6-8, E. Kendricks 5-2-7, T. Newman 6-1-7, A. Sendejo 3-2-5, D. Hunter 3-1-4, A. Barr 2-1-3, E. Griffen 3-0-3, B. Robison 1-1-2, C. Munnerlyn 1-1-2, S. Stephen 1-0-1

TITANS – D. Searcy 8-0-8, A. Williamson 3-3-6, K. Byard 4-0-4, J. Casey 3-1-4, B. McCain 3-0-3, J. McCourty 3-0-3, P. Cox 3-0-3, D. Stafford 3-0-3, R. Johnson 2-1-3, W. Woodyard 2-0-2, K. Klug 2-0-2, A. Woods 2-0-2, S. Spence 1-1-2, A. Blackson 1-1-2, D. Morgan 0-2-2, Au. Johnson 0-1-1

INTERCEPTIONS

VIKINGS – E. Kendricks (1)

TITANS – None

GAME NOTES

• **The Vikings are now in 31-24-1 on opening day.**

• **The duo of Eric Kendricks and Danielle Hunter, each scoring their first career touchdowns, mark the 6th time in team history that one player scored by an interception and one scored by a fumble return.**

1) 26t Roy Winston (fum), 47t Ed Sharockman (int) vs. Green Bay, 10/13/1963

2) 0t Jim Lindsey (fum), 29t Roy Winston (int) vs. Detroit, 12/11/1971

3) 25t Carlos Jenkins (fum), 27t Chris Doleman (int) vs. Tampa Bay, 11/8/1992

4) 12t Corey Fuller (fum), 45t Orlando Thomas (int) vs. Pittsburgh, 9/24/1995

5) 0t Ben Leber (fum), 45t E.J. Henderson (int) vs. Detroit, 10/8/2006

6) 24t Danielle Hunter (fum), 77t Eric Kendricks (int) vs. Tennessee, 9/11/2016

• **Eric Kendricks 77 yard interception return ranks 6th longest by a linebacker.**

1) 94t Walker Lee Ashley vs. Chicago, 12/19/1988

2) 91t Chad Greenway vs. San Diego, 9/27/2015

3) 84t Jack Del Rio @ Chicago, 11/2/1992

4) 80t Mike Nattiel vs. Seattle, 12/7/2003

5) 78t Jesse Solomon vs. New Orleans, 12/4/1988

6) 77t Eric Kendricks @ Tennessee, 9/11/2016

• **Kyle Rudolph moved into 4th place all-time among tight ends in career yards.**

1) 6,307 Steve Jordan, 1982-94

2) 2,424 Visanthe Shiancoe, 2007-11

3) 1,919 Stu Voigt, 1970-80

4) 1,846 Kyle Rudolph, 2011-16

5) 1,822 Joe Senser, 1980-84

• **Brian Robison becomes only the 5th player in team history to start in 50 consecutive games at defensive end.**

1) 270 Jim Marshall, 9/17/1961 - 12/16/1979

2) 125 Carl Eller, 9/22/1967 - 12/20/1975

3) 111 Chris Doleman, 12/7/1986 - 12/31/1993

4) 96 Jared Allen, 9/8/2008 - 12/29/2013

5) 50 Brian Robison, 12/30/12 - 9/11/2016

• **The last time the Vikings offense didn't give up a sack or throw an interception in game before today was 9/28/2014, Teddy Bridgewater vs. Atlanta. The last time this happened in a season opener was 9/7/2014 vs. the Rams when Shaun Hill was the QB for St. Louis.**

2016 SEASON AT A GLANCE - GAME 2



VIKINGS 17, PACKERS 14

At U.S. Bank Stadium, September 18, 2016

Attendance – 66,813

		1	2	3	4	OT	Total
VISITOR:	Green Bay Packers	7	0	0	7	0	14
HOME:	Minnesota Vikings	0	10	7	0	0	17

Scoring Plays

Team	Qtr	Time	Play Description (Extra Point) (Drive Info)	Visitor	Home
Packers	1	5:39	J.Nelson 1 yd. pass from A.Rodgers (M.Crosby kick) (5-52, 3:08)	7	0
Vikings	2	10:14	K.Rudolph 8 yd. pass from S.Bradford (B.Walsh kick) (10-54, 4:46)	7	7
Vikings	2	0:27	B.Walsh 46 yd. Field Goal (8-59, 4:14)	7	10
Vikings	3	2:11	S.Diggs 25 yd. pass from S.Bradford (B.Walsh kick) (6-87, 2:46)	7	17
Packers	4	12:41	A.Rodgers 10 yd. run (M.Crosby kick) (10-75, 4:30)	14	17

Paid Attendance: 66,813

Time: 3:12

	PACKERS	VIKINGS
First Downs	20	15
Rushes/Yards	23/83	22/30
Passing Yards	180	254
Punt Return/Yards	1/2	0/0
KO Return/Yards	1/21	2/62
Passes (A-C-I)	36-20-1	31-22-0
Times Sacked/Yards	5-33	4-32
Punts	5	7
Fumbles/Lost	4-2	2-1
Penalties/Yards	6-72	13-137
Possession Time	29:42	30:18

PASSING

VIKINGS – Bradford 22-31-286, 71%, 2 TD, 0 INT - 121.2

PACKERS – Rodgers 20-36-213, 55.5%, 1 TD, 1 INT - 70.7

RUSHING

VIKINGS – A. Peterson 12-19, M. Asiata 6-14, J. McKinnon 2-2

PACKERS – E. Lacy 12-50, A. Rodgers 3-29-1 TD, R. Cobb 1-1

RECEIVING

VIKINGS – S. Diggs 9-182-1 TD, A. Thielen 4-41, K. Rudolph 3-31, C.

Johnson 2-15, A. Peterson 2-7, M. Asiata 1-11

PACKERS – J. Nelson 5-73, R. Cobb 5-42, J. Cook 4-31, D. Adams 3-26,

R. Rodgers 2-25, J. Starks 1-16

SACKS

VIKINGS – L. Joseph 1.0, D. Hunter 1.0, E. Griffen 1.0, Tom Johnson 1.0, B. Robison 1.0

PACKERS – J. Peppers 1.5, M. Daniels 1.0, C. Matthews 1.0, N. Perry 0.5

TACKLES

VIKINGS – A. Sendejo 8-3-11, H. Smith 5-3-8, L. Joseph 5-3-8, T. Waynes 3-2-5, E. Kendricks 3-2-5, T. Johnson 2-3-5, S. Stephen 3-2-5, D. Hunter 3-1-4, T. Newman 2-1-3, A. Barr 2-1-3, C. Greenway 1-2-3, E. Griffen 2-1-3, B. Robison 1-1-2

PACKERS – L. Gunter 6-0-6, J. Ryan 3-3-6, J. Thomas 5-0-5, B. Martinez 4-1-5, D. Randall 4-0-4, M. Daniels 3-1-4, C. Matthews 3-0-3, H. Clinton-Dix 3-0-3, N. Perry 0-3-3, K. Clark 2-0-2, Q. Rollins 2-0-2, M. Hyde 2-0-2, J. Peppers 1-1-2, L. Guion 1-1-2, D. Jones 1-0-1, K. Fackrell 1-0-1, M. Burnet 0-1-1

INTERCEPTIONS

VIKINGS – T. Waynes 1-4

PACKERS – None

GAME NOTES

- **The Vikings are now 18-17 in Sunday Night games and 11-6 at home. Against the Packers, the Vikings are 3-4 on SNF.**
- **The Vikings improve their record to 51-59-2 vs. the Packers and 27-28 at home. In the month of September, the Vikings are 11-6 vs. Green Bay.**
- **Jeff Locke tied a team record with 5 punts inside the 20.**
1t) 5 Jeff Locke vs. Green Bay, 9/18/2016
 1t) 5 Chris Kluwe vs. Atlanta, 9/9/2007
 1t) 5 Mitch Berger @ Indianapolis, 12/24/2000
 1t) 5 Mitch Berger @ Chicago, 9/15/1996
 1t) 5 Mike Saxon vs. New Orleans, 11/6/1994
 1t) 5 Fred Cox vs. Los Angeles, 11/3/1963
- **The Vikings set a new home attendance record.**
1) 66,813 vs. Green Bay, 9/18/2016
 2) 64,482 vs. Green Bay, 11/2/2003
- **Stefon Diggs becomes only the 3rd receiver to have back to back 100 yard games receiving in weeks one and two and the first since Cris Carter in 1997.**
 1) Gene Washington, 1969 (152, 172)
 2) Cris Carter, 1997 (121, 107)
3) Stefon Diggs, 2016 (103, 182)
- **Stefon Diggs receiving yards after two games start of season ranks 2nd most.**
 1) 324 Gene Washington, 1969
2) 285 Stefon Diggs, 2016
 3) 232 Sammy White, 1981
- **Sam Bradford set a team record for most passing yards in first game played as Vikings QB.**
1) 286 Sam Bradford vs. Green Bay, 9/18/2016
 2) 250 Fran Tarkenton vs. Chicago, 9/17/1961
 3) 234 Tony Adams vs. Green Bay, 10/4/1987
- **The Vikings defense 5 sacks of Aaron Rodgers set a team record for most career opponent QB sacks.**
1) 52 Aaron Rodgers, Green Bay, 2005-16
 2) 50 Brett Favre, Green Bay, 1991-2007
 3) 45 Greg Landry, Detroit, 1969-77
- **Kyle Rudolph moved into 4th place all-time among Tight Ends in career receptions.**
 1) 498 Steve Jordan, 1982-94
 2) 208 Visanthe Shiancoe, 2007-11
 3) 192 Jim Kleinsasser, 1999-11
4) 189 Kyle Rudolph, 2011-16
 5) 186 Jermaine Wiggins, 2004-06

2016 SEASON AT A GLANCE - GAME 3



VIKINGS 22, PANTHERS 10

At Bank of America Stadium, September 25, 2016

Attendance – 73,813

	1	2	3	4	OT	Total
VISITOR: Minnesota Vikings	2	6	8	6	0	22
HOME: Carolina Panthers	10	0	0	0	0	10

Scoring Plays

Team	Qtr	Time	Play Description (Extra Point) (Drive Info)	Visitor	Home
Panthers	1	10:52	G.Gano 48 yd. Field Goal (7-48, 4:08)	0	3
Panthers	1	5:20	C.Newton 3 yd. run (G.Gano kick) (7-57, 3:51)	0	10
Vikings	1	1:44	C.Newton sacked in end zone by D.Hunter for a Safety	2	10
Vikings	2	3:21	M.Sherels 54 yd. punt return (kick failed, wr)	8	10
Vikings	3	9:43	K.Rudolph 15 yd. pass from S.Bradford (J.McKinnon run) (10-79, 5:17)	16	10
Vikings	4	13:14	B.Walsh 28 yd. Field Goal (7-33, 2:46)	19	10
Vikings	4	5:07	B.Walsh 31 yd. Field Goal (11-49, 5:55)	22	10

Paid Attendance: 73,813 Time: 3:05

	VIKINGS	PANTHERS
First Downs	13	18
Rushes/Yards	24/58	28/105
Passing Yards	153	201
Punt Return/Yards	2/58	2/0
KO Return/Yards	3/58	2/44
Passes (A-C-I)	28-18-0	36-22-3
Times Sacked/Yards	2-18	8-64
Punts	7	4
Fumbles/Lost	1-0	0-0
Penalties/Yards	6-42	10-65
Possession Time	25:08	34:52

PASSING

VIKINGS – S. Bradford 18-28-171, 64.3%, 1 TD, 0 INT – 93.0

PANTHERS – C. Newton 21-35-262, 60%, 0 TD, 3 INT - 47.6, D. Anderson 1-1-3, 100%, 0 TD, 0 INT - 79.2

RUSHING

VIKINGS – J. McKinnon 16-45, M. Asiata 6-15

PANTHERS – C. Artis-Payne 12-47, C. Newton 7-26-1 TD, F. Whittaler 5-22, T. Ginn 2-5, M. Tolbert 2-5

RECEIVING

VIKINGS – K. Rudolph 7-70-1 TD, S. Diggs 4-40, A. Thielen 3-29, R. Ellison 1-18, C. Patterson 1-8, M. Asiata 1-4, J. McKinnon 1-2

PANTHERS – G. Olsen 6-64, F. Whittaker 5-34, C. Brown 4-57, T. Ginn 3-62, M. Tolbert 2-14, E. Dickson 1-23, C. Artis-Payne 1-11

SACKS

VIKINGS – E. Griffen 3.0, H. Smith 1.0, L. Joseph 1.0, A. Barr 1.0, D. Hunter 1.0, B. Robison 1.0

PANTHERS – T. Davis 1.0, L. Edwards 1.0

TACKLES

VIKINGS – E. Kendricks 7-5-12, A. Barr 9-2-11, L. Joseph 2-5-7, T. Waynes 6-0-6, A. Sendejo 4-2-6, H. Smith 6-0-6, C. Munnerylyn 3-3-6, T. Newman 4-1-5, D.Hunter 1-4-5, S. Stephen 1-4-5, E. Griffen 3-1-4, C. Greenway 2-1-3, B. Robison 2-1-3, T. Johnson 3-0-3, E. Lamur 1-0-1, M. Alexander 0-1-1

PANTHERS – L. Kuechly 9-4-13, T. Davis 7-3-10, K. Coleman 2-5-7, K. Short 1-4-5, K. Ealy 0-4-4, L. Edwards 2-1-3, J. Bradberry 2-1-3, R. McClain 2-1-3, S. Lotulelei 0-2-2, T. Boston 1-0-1, M. Addison 1-0-1, C. Johnson 1-0-1, V. Butler 0-1-1

INTERCEPTIONS

VIKINGS – T. Waynes 1-0, T. Newman 1-0, Tom Johnson 1-5

PANTHERS – None

GAME NOTES

- The Vikings improve their record to 8-5 vs. Carolina and 2-2 away. In the month of September, the Vikings are 3-2 vs. the Panthers.

- Last time the Vikings were 3-0 was 2009.

- The last time the Vikings had a safety was Jared Allen vs. Denver, 12/4/2011 before Danielle Hunter recorded his career first. This was the first on the road since 10/5/2003 vs. Atlanta.

- Tom Johnson intercepted his first career pass. He becomes the 11th defensive tackle to intercept a pass. He joins Kevin Williams with 5, Keith Millard 2, Tim Newton 2, Henry Thomas 2, Jason Fisk 2, Alan Page 1, Jim Prestel 1, James White 1, Charles Johnson 1, and John Randle with 1.

- Danielle Hunter becomes only the second player in team history to have a safety and fumble returned for a touchdown in the same season.

1t) 1 Jared Allen, 2009 (54t)

1t) 1 Danielle Hunter, 2016 (24t)

- Trae Waynes becomes the first player to have two consecutive games with an interception since Captain Munnerylyn did so back in 10/26/2014 - 11/2/2014.

- Harrison Smith tied Antoine Winfield for 4th place all-time for most QB sacks by a defensive back in a career with 6.5.

- Kyle Rudolph moved into 3rd place all-time among Tight Ends in career receptions.

1) 498 Steve Jordan, 1982-94

2) 208 Visanthe Shiancoe, 2007-11

3) 196 Kyle Rudolph, 2011-16

4) 192 Jim Kleinsasser, 1999-11

- Kyle Rudolph moved into 3rd place all-time among tight ends in career yards.

1) 6,307 Steve Jordan, 1982-94

2) 2,424 Visanthe Shiancoe, 2007-11

3) 1,947 Kyle Rudolph, 2011-16

- Kyle Rudolph moved into 2nd place tie all-time among tight ends in career TD's.

1) 28 Steve Jordan, 1982-94

2t) 24 Kyle Rudolph, 2011-16

2t) 24 Visanthe Shiancoe, 2007-11

- Brian Robison passed the 50-sack mark for his career with 50.5 sacks

2016 SEASON AT A GLANCE - GAME 4



VIKINGS 24, GIANTS 10

At U.S. Bank Stadium October 3, 2016

Attendance – 66,690

	1	2	3	4	OT	Total
New York Giants	0	3	0	7	0	10
Minnesota Vikings	7	7	3	7	0	24

Scoring Plays

Qtr	Time	Play Description (Extra Point) (Drive Info)	Visitor	Home
1	6:28	M.Asiata 1 yd. run (B.Walsh kick) (6-41, 2:42)	0	7
2	7:59	K.Rudolph 7 yd. pass from S.Bradford (B.Walsh kick) (9-65, 4:56)	0	14
2	0:02	J.Brown 40 yd. Field Goal (11-44, 2:44)	3	14
3	7:39	B.Walsh 44 yd. Field Goal (6-17, 2:16)	3	17
4	13:38	O.Darkwa 1 yd. run (J.Brown kick) (5-91, 1:47)	10	17
4	9:20	J.McKinnon 4 yd. run (B.Walsh kick) (8-76, 4:18)	10	24

	GIANTS	VIKINGS
First Downs	18	20
Rushes/Yards	18/78	33/104
Passing Yards	261	262
Punt Return/Yards	1/0	2/13
KO Return/Yards	3/94	2/29
Passes (A-C-I)	45-25-1	36-26-0
Times Sacked/Yards	0-0	0-0
Punts	6	6
Fumbles/Lost	1-1	0-0
Penalties/Yards	8-69	6-37
Possession Time	24:28	35:32

PASSING

VIKINGS – S. Bradford 26-36-262, 72.2%, 1 TD, 0 INT – 101.9

GIANTS – E. Manning 25-45-262, 55.5%, 0 TD, 1 INT – 63.3

RUSHING

VIKINGS – J. McKinnon 18-85-1 TD, M. Asiata 6-6-1 TD, S. Bradford 4-6, Z.

Line 3-6, C. Patterson 1-2

GIANTS – O. Darkwa 12-48-1 TD, B. Rainey 4-22, P. Perkins 2-8

RECEIVING

VIKINGS – K. Rudolph 5-55-1 TD, S. Diggs 5-47, C. Patterson 5-38, J. McKinnon 3-10, C. Johnson 2-70, A. Thielen 2-21, M. Asiata 2-12, M. Pruitt 1-7, R. Ellison 1-2

GIANTS – B. Rainey 7-43, V. Cruz 5-50, W. Tye 4-43, S. Shepard 4-30, O. Beckham 3-23, P. Perkins 2-72

SACKS

VIKINGS – None

GIANTS – None

TACKLES

VIKINGS – H. Smith 6-3-9, C. Munnerlyn 7-1-8, E. Kendricks 6-2-8, A. Sendej 3-1-4, T. Newman 3-1-4, A. Barr 3-0-3, L. Joseph 2-13, Tom Johnson 2-0-2, X. Rhodes 2-0-2, D. Hunter 2-0-2, E. Griffen 1-0-1, S. Stephen 0-1-1

GIANTS – L. Collins 9-1-10, T. Wade 6-0-6, L. Hall 3-3-6, J. Casillas 3-3-6, K. Robinson 3-3-6, A. Adams 2-4-6, K. Sheppard 2-3-5, D. Harrison 3-1-4, D. Kenard 2-2-4, O. Vernon 3-0-3, J. Pierre-Paul 1-2-3, M. Hunter 2-0-2, J. Jenkins 2-0-2, J. Hankins 1-1-2, J. Bromley 0-1-1, R. Okwara 0-1-1

INTERCEPTIONS

VIKINGS – X. Rhodes 1-29

GIANTS – None

GAME NOTES

- The Vikings improve their record to 16-12 vs. the Giants, 8-5 at home.

- The Vikings improve their MNF record to 27-31 and 14-9 at home. This ends a seven game losing streak and is the Vikings first MNF win since 10/5/2009 vs. Green Bay.

- This was the first Vikings game since 12/2/2001 @ Pittsburgh, where neither team recorded a quarterback sack.

- Kyle Rudolph tied a team record for most consecutive games with a touchdown by a TE.

1t) 3 Joe Senser, 11/2/80 - 11/16/1980

1t) 3 Joe Senser, 12/14/80 - 9/5/1981

1t) 3 Joe Senser, 11/15/81 - 11/29/1981

1t) 3 Visanthe Shiancoe, 10/5/09 - 10/18/2009

1t) 3 Kyle Rudolph, 11/11/12 - 12/2/2012

1t) 3 Kyle Rudolph, 9/18/16 - 10/3/2016

- Sam Bradford's passing completion pct. ranks 3rd highest in a MNF game in team history.

1) 78.7 Daunte Culpepper @ Philadelphia, 9/20/2004

2) 77.4 Brett Favre vs. Green Bay, 10/5/2009

3) 72.2 Sam Bradford vs. N.Y. Giants, 10/3/2016

- Stefon Diggs receiving yards after 4 games ranks 6th most.

1) 434 Randy Moss, 2003

2) 397 Gene Washington, 1969

3) 393 Sammy White, 1982

4) 390 Jake Reed, 1996

5) 388 Ahmad Rashad, 1979

6) 372 Stefon Diggs, 2016

- Kyle Rudolph becomes the 3rd TE to reach 200 career receptions.

1) 498 Steve Jordan, 1982-94

2) 208 Visanthe Shiancoe, 2007-11

3) 201 Kyle Rudolph, 2011-16

- Kyle Rudolph becomes the 3rd TE to reach 2,000 career yards.

1) 6,307 Steve Jordan, 1982-94

2) 2,424 Visanthe Shiancoe, 2007-11

3) 2,002 Kyle Rudolph, 2011-16

- Kyle Rudolph becomes the 2nd TE to reach 25 career receiving TDs.

1) 28 Steve Jordan, 1982-94

2) 25 Kyle Rudolph, 2011-16

2016 SEASON AT A GLANCE - GAME 5



VIKINGS 31, TEXANS 13

At U.S. Bank Stadium October 9, 2016
Attendance – 66,683

	1	2	3	4	OT	Total
VISITOR: Houston Texans	0	6	0	7	0	13
HOME: Minnesota Vikings	14	10	0	7	0	31

Scoring Plays

Team	Qtr	Time	Play Description (Extra Point) (Drive Info)	Visitor	Home
Vikings	1	11:23	A.Thielen 36 yd. pass from S.Bradford (B.Walsh kick) (8-84, 3:37)	0	7
Vikings	1	6:28	M.Asiata 1 yd. run (B.Walsh kick) (8-55, 3:52)	0	14
Vikings	2	9:58	B.Walsh 19 yd. Field Goal (15-58, 6:19)	0	17
Vikings	2	8:46	M.Sherels 79 yd. punt return (B.Walsh kick)	0	24
Texans	2	5:42	N.Novak 38 yd. Field Goal (8-55, 3:04)	3	24
Texans	2	1:37	N.Novak 30 yd. Field Goal (10-42, 2:04)	6	24
Vikings	4	14:09	C.Patterson 9 yd. pass from S.Bradford (B.Walsh kick) (9-65, 4:42)	6	31
Texans	4	3:46	D.Hopkins 1 yd. pass from B.Osweiler (N.Novak kick) (12-75, 4:29)	13	31

	TEXANS	VIKINGS
First Downs	16	22
Rushes/Yards	14/59	37/96
Passing Yards	155	255
Punt Return/Yards	3/47	4/100
KO Return/Yards	3/68	3/50
Passes (A-C-I)	42-19-1	30-22-0
Times Sacked/Yards	4-29	2-16
Punts	5	5
Fumbles/Lost	1-0	0-0
Penalties/Yards	4-15	9-97
Possession Time	22:32	37:28

PASSING

VIKINGS – S. Bradford 22-30-271, 73.3%, 2 TD, 0 INT – 123.1

TEXANS – B. Osweiler 19-42-184, 45.2%, 1 TD, 1 INT – 56.1

RUSHING

VIKINGS – M. Asiata 14-55, 1 TD, J. McKinnon 20-36, C. Patterson 1-7, S. Bradford 2- (-2)

TEXANS – A. Blue 6-39, L. Miller 8-20

RECEIVING

VIKINGS – A. Thielen 7-127, 1 TD, C. Patterson 4-39, 1 TD, J. Wright 4-32, M. Asiata 3-46, K. Rudolph 2-15, J. McKinnon 1-10, C. Johnson 1-2

TEXANS – D. Hopkins 5-56, 1 TD, J. Strong 5-39, C. Fiedorowicz 4-61, R. Griffin 2-8, B. Miller 1-12, W. Fuller 1-4, L. Miller 1-4

SACKS

VIKINGS – B. Robison 2.0, D. Hunter 1.0, Tom Johnson 1.0

TEXANS – W. Mercilus 1.5, A. Smith 0.5

TACKLES

VIKINGS – H. Smith 5-3-8, A. Sendejo 2-4-6, C. Munnerlyn 5-1-6, L. Joseph 4-2-6, E. Kendricks 5-0-5, E. Griffen 0-4-4, S. Stephen 2-1-3, B. Robison 2-1-3, D. Hunter 1-2-3, A. Barr 2-1-3, Tom Johnson 2-0-2, X. Rhodes 2-0-2, C. Greenway 2-0-2, M. Alexander 1-0-1

TEXANS – B. McKinney 5-5-10, J. Clowney 7-1-8, C. James 6-1-7, J. Simon 3-3-6, K. Johnson 4-1-5, C. Covington 3-2-5, J. Joseph 3-1-4, B. Cushing 2-2-4, W. Mercilus 2-1-3, A. Bouye 2-0-2, V. Wilfork 1-1-2, K. Dillon 1-1-2, C. Moore 1-1-2, A. Smith 0-2-2, Q. Demps 0-2-2, A. Dent 1-0-1, J. Heath 1-0-1, B. Scarlett 0-1-1, D. Reader 0-1-1

INTERCEPTIONS

VIKINGS – A. Sendejo 1-2

TEXANS – None

GAME NOTES

- The last time the Vikings started 5-0 was 2009. This is their eighth time; 1973, 1974, 1975, 1998, 2000, 2003, 2009, and 2016.

- The last time the Vikings won 8 straight regular season games was 2002-03 before today. This is tied for the 6th longest streak in team history.

- 1) 13 12/01/1974 - 11/23/1975
- 2) 12 09/28/1969 - 12/14/1969
- 3) 10 12/20/1999 - 10/22/2000
- 4t) 9 09/16/1973 - 11/11/1973
- 4t) 9 11/08/1998 - 09/12/1999
- 6t) 8 12/21/1997 - 10/25/1998
- 6t) 8 12/15/2002 - 10/19/2003
- 6t) 8 12/20/2015 - 10/09/2016

- Marcus Sherels tied a team record for most combined kick return touchdowns in a career.

1t) 5 Percy Harvin, 2009-12 (5 kr, 0 pr)

1t) 5 Marcus Sherels, 2010-16 (0 kr, 5 pr)

- Marcus Sherels set a team record for most punt return touchdowns in a season.

1) 2 Marcus Sherels, 2016

2t) 1 Fourteen (14) times, last time: Marcus Sherels, 2015

- Adam Thielen had his first 100 yard game receiving with 127 yards and career high 7 receptions.

- Marcus Sherels becomes the first player to have two 100 yard punt return games in a career.

1) 19 Marcus Sherels @ N.Y. Giants, 10/21/2013

2) 107 Charlie West vs. Washington, 11/3/1968

3) 101 Leo Lewis vs. Tampa Bay, 10/1/1989

4) 100 Marcus Sherels vs. Houston, 10/9/2016

- Sam Bradford has now gone four games without throwing an interception, tied for 2nd best in team history.

1) 5 Fran Tarkenton, 10/21/73 - 11/19/1973

2t) 4 Sam Bradford, 9/18/16 - 10/9/2016

2t) 4 Christian Ponder, 9/9/12 - 9/30/2012

2t) 4 Brett Favre, 11/1/09 - 11/29/2009

2t) 4 Randall Cunningham, 9/20/98 - 10/18/1998

2t) 4 Warren Moon, 10/30/95 - 11/19/1995

2t) 4 Tommy Kramer, 9/7/86 - 9/28/1986

- Marcus Sherels moved into 2nd place all-time for punt return yards.

1) 1,812 Leo Lewis, 1981-91

2) 1,688 Marcus Sherels, 2010-16

3) 1,610 David Palmer, 1994-2000

2016 SEASON AT A GLANCE - GAME 6



EAGLES 21, VIKINGS 10

At Lincoln Financial Field October 23, 2016

Attendance – 69,596

		1	2	3	4	OT	Total
VISITOR:	Minnesota Vikings	0	3	0	7	0	10
HOME:	Philadelphia Eagles	0	11	7	3	0	21

Scoring Plays

Team	Qtr	Time	Play Description (Extra Point) (Drive Info)	Visitor	Home
Vikings	2	9:01	B.Walsh 48 yd. Field Goal (12-50, 4:57)	3	0
Eagles	2	8:48	J.Huff 98 yd. kickoff return (C.Wentz run) (0-0, 0:13)	3	8
Eagles	2	0:07	C.Sturgis 35 yd. Field Goal (10-35, 2:35)	3	11
Eagles	3	5:45	D.Green-Beckham 5 yd. pass from C.Wentz (C.Sturgis kick) (9-77, 5:51)	3	18
Eagles	4	6:09	C.Sturgis 21 yd. Field Goal (9-47, 5:32)	3	21
Vikings	4	0:34	C.Patterson 14 yd. pass from S.Bradford (B.Walsh kick) (11-56, 3:56)	10	21

Paid Attendance: 69,596

Time: 3:09

	VIKINGS	EAGLES
First Downs	18	15
Rushes/Yards	27/93	26/101
Passing Yards	189	138
Punt Return/Yards	2/9	0/0
KO Return/Yards	0/0	1/98
Passes (A-C-I)	41-24-1	28-16-2
Times Sacked/Yards	6-35	0-0
Punts	4	4
Fumbles/Lost	5-3	4-2
Penalties/Yards	7-56	7-53
Possession Time	32:08	27:52

PASSING

VIKINGS – S. Bradford 24-41-224, 58.5%, 1 TD, 1 INT - 71.6

EAGLES – C. Wentz 16-28-138, 57.1%, 1 TD, 2 INT - 52.4

RUSHING

VIKINGS – M. Asiata 12-55, J. McKinnon 11-43, Z. Line 2-2, S. Bradford 1- (-1), R. Hillman 1- (-6)

EAGLES – R. Mathews 14-56, D. Sproles 3-26, W. Smallwood 4-13, C. Wentz 5-6

RECEIVING

VIKINGS – C. Patterson 7-67-1, M. Asiata 6-25, K. Rudolph 5-55, A. Thielen 2-52, S. Diggs 2-18, J. McKinnon 1-5, R. Hillman 1-2

EAGLES – J. Huff 4-39, J. Matthews 3-10, D. Sproles 2-23, N. Agholor 2-10, D. Green-Beckham 2-8-1, R. Mathews 1-27, Z. Ertz 1-14, B. Celek 1-7

SACKS

VIKINGS – None

EAGLES – J. Hicks - 1.0, R. McLeod - 1.0, N. Bradham - 1.0, C. Barwin - 1.0, B. Graham - 1.0, S. Means - 1.0

TACKLES

VIKINGS – E. Kendricks 9-3-12, H. Smith 4-7-11, J. Kearse 1-5-6, L. Joseph 1-5-6, A. Barr 4-1-5, D. Hunter 3-2-5, X. Rhodes 4-0-4, C. Greenway 3-1-4, B. Robison 3-0-3, E. Griffen 2-1-3, S. Stephen 2-0-2, T. Waynes 2-0-2, T. Newman 1-0-1, C. Munnerlyn 1-0-1, Tom Johnson 0-1-1, A. Sendejo 0-1-1

EAGLES – J. Hicks 8-3-11, R. McLeod 7-0-7, N. Bradham 6-1-7, N. Carroll 4-1-5, J. Mills 4-0-4, M. Jenkins 4-0-4, C. Barwin 3-1-4, M. Kendricks 3-0-3, B. Graham 2-1-3, B. Allen 2-1-3, F. Cox 2-0-2, J. Watkins 2-0-2, L. McKelvin 2-0-2, M. Smith 2-0-2, S. Means 1-0-1, D. Vaeo 1-0-1

INTERCEPTIONS

VIKINGS – A. Sendejo 1-16, X. Rhodes 1-0

EAGLES – R. McLeod 1-0

GAME NOTES

• **Blair Walsh moved into 7th place all-time in career points scored with 545 surpassing Gary Anderson's 542.**

- 1) 1,365 Fred Cox, 1963-77
- 2) 670 Cris Carter, 1990-2001
- 3) 614 Adrian Peterson, 2007-16
- 4) 633 Ryan Longwell, 2006-11
- 5) 598 Fuad Revez, 1990-95
- 6) 564 Randy Moss, 1998-04, 2010
- 7) **545 Blair Walsh, 2012-16**

• **Kyle Rudolph moved into 2nd place tie all-time in career receptions by a TE.**

- 1) 498 Steve Jordan, 1982-94
- 2t) **208 Kyle Rudolph, 2011-16**
- 2t) 208 Visanthe Shiancoe, 2007-11

• **Joe Berger moved into 2nd place all-time among centers in career games played.**

- 1) 240 Mick Tingelhoff, 9/16/1962 - 12/17/1978
- 2) **83 Joe Berger, 10/2/2011 - 10/23/2016**
- 3) 82 Dennis Swilley, 10/22/1978 - 12/17/1983

• **Blair Walsh tied a team record for longest FG made vs. Philadelphia.**

- 1t) 48 Ryan Longwell, 10/28/2007
- 1t) **48 Blair Walsh, 10/23/2016**

• **Sam Bradford's 24 completions vs. Philadelphia ranks 3rd most all-time.**

- 1) 37 Daunte Culpepper, 9/20/2004
- 2) 30 Fran Tarkenton, 12/3/1978
- 3t) 24 Tommy Kramer, 10/18/1981
- 3t) **24 Sam Bradford, 10/23/2016**

2016 SEASON AT A GLANCE - GAME 7



BEARS 20, VIKINGS 10

At Soldier Field October 31, 2016

Attendance – 60,422

		1	2	3	4	OT	Total
VISITOR:	Minnesota Vikings	0	3	0	7	0	10
HOME:	Chicago Bears	3	10	7	0	0	20

Scoring Plays

Team	Qtr	Time	Play Description (Extra Point) (Drive Info)	Visitor	Home
Bears	1	8:28	C.Barth 30 yd. Field Goal (7-81, 3:40)	0	3
Bears	2	12:44	C.Barth 28 yd. Field Goal (8-64, 3:33)	0	6
Bears	2	7:49	J.Howard 2 yd. run (C.Barth kick) (6-43, 3:36)	0	13
Vikings	2	0:25	B.Walsh 30 yd. Field Goal (15-59, 7:24)	3	13
Bears	3	9:52	A.Jeffery 11 yd. pass from J.Cutler (C.Barth kick) (11-75, 5:08)	3	20
Vikings	4	5:41	S.Diggs 25 yd. pass from S.Bradford (B.Walsh kick) (10-83, 3:10)	10	20

Paid Attendance: 60,422

Time: 2:56

	VIKINGS	BEARS
First Downs	15	19
Rushes/Yards	18/57	29/158
Passing Yards	201	245
Punt Return/Yards	3/15	3/26
KO Return/Yards	2/36	1/7
Passes (A-C-I)	37-23-0	31-20-0
Times Sacked/Yards	5-27	1-7
Punts	7	5
Fumbles/Lost	2-0	0-0
Penalties/Yards	1-10	2-20
Possession Time	27:19	32:41

PASSING

VIKINGS – S. Bradford 23-37-228, 62.2%, 1 TD, 0 INT - 88.6

BEARS – J. Cutler 20-31-252, 64.5%, 1 TD, 0 INT – 100.5

RUSHING

VIKINGS – M. Asiata 14-42, R. Hillman 4-15

BEARS – J. Howard 26-153-1 TD, K. Carey 2-3, J. Cutler 1-2

RECEIVING

VIKINGS – S. Diggs 8-76-1 TD, K. Rudolph 5-31, A. Thielen 3-40, C.

Patterson 3-36, M. Asiata 2-36, R. Hillman 2-9

BEARS – Z. Miller 7-88, A. Jeffery 4-63-1 TD, J. Howard 4-49, C.

Meredith 1-24, J. Langford 1-11, B. Braunecker 1-8, L. Paulsen 1-5, J.

Bellamy 1-4

SACKS

VIKINGS – E. Griffen 1.0

BEARS – A. Hicks 2.0, P. McPhee 1.0, L. Floyd 1.0, C. Washington 1.0

TACKLES

VIKINGS – E. Kendricks 7-2-9, L. Joseph 5-1-6, H. Smith 4-2-6, E. Griffen 5-0-5, X. Rhodes 4-1-5, B. Robison 3-1-4, A. Barr 3-1-4, A. Harris 2-2-4, T. Newman 2-0-2, C. Munnerlyn 2-0-2, D. Hunter 1-1-2, S. Stephen 1-1-2, C. Greenway 1-1-2, T. Waynes 1-0-1, J. Kearse 0-1-1

BEARS – J. Freeman 5-2-7, T. Porter 6-0-6, D. Trevathan 3-3-6, A. Amos 5-0-5, D. Bausby 4-0-4, A. Hicks 3-1-4, H. Jones-Quartey 3-1-4, C. LeBlanc 3-0-3, L. Floyd 2-0-2, M. Unrein 2-0-2, J. Bullard 2-0-2, P. McPhee 1-0-1, C. Washington 1-0-1, C. Prosiniski 0-1-1, W. Sutton 0-1-1, S. Acho 0-1-1

INTERCEPTIONS

VIKINGS – None

BEARS – None

GAME NOTES

- **Jeff Locke set a team record for longest punt vs. Chicago. It was Locke's career long.**

1) **71 Jeff Locke, 10/31/2016**
 2) 69 Neil Clabo, 11/20/1977

- **Blair Walsh moved into 3rd place tie all-time in consecutive games scoring with 71.**

1) 151 Fred Cox, 9/15/63 - 12/1/1973
 2) 76 Fuad Reveiz, 9/29/91 - 12/24/1995

3t) 71 Blair Walsh, 9/9/12 - 10/31/2016

3t) 71 Ryan Longwell, 11/18/07 - 1/1/2012

- **Kyle Rudolph moved into 2nd place all-time in career receptions by a TE.**

1) 498 Steve Jordan, 1982-94
 2) **213 Kyle Rudolph, 2011-16**
 3) 208 Visanthe Shiancoe, 2007-11

- **Jeff Locke's 71 yard punt was the longest on the road in team history.**

1) 84 Harry Newsome vs. Pittsburgh, 12/20/1992
 2) 77 Mike Mercer vs. Green Bay, 9/16/1962
 3) 76 Bobby Walden vs. Baltimore, 10/22/1967
 4) 75 Mitch Berger vs. San Francisco, 10/24/1999
 5) 73 Greg Coleman vs. Detroit, 9/20/1981
 6) 73 Bobby Walden vs. Detroit, 10/11/1964
 7) **71 Jeff Locke @ Chicago, 10/31/2016**
 8t) 70 Greg Coleman @ N.Y. Jets, 10/15/1979
 8t) 70 Chris Kluwe @ Kansas City, 9/23/2007
 8t) 70 Bobby Walden vs. San Francisco, 10/30/1966

- **The Vikings have played on Halloween 8 times and have lost both night games.**

Date	Opponent	Result	Time
10/31/1965	@ Cleveland	Won	27-17
10/31/1971	@ N.Y.Giants	Won	17-10
10/31/1976	@ Chicago	Lost	13-14
10/31/1993	vs. Detroit	Lost	27-30
10/31/1999	@ Denver	Won	23-20
10/31/2004	vs. N.Y.Giants	Lost	13-34
10/31/2010	@ New England	Lost	18-28
10/31/2016	@ Chicago	Lost	10-20

2016 SEASON AT A GLANCE - GAME 8



DETROIT 22, VIKINGS 16 (OT)

At U.S. Bank Stadium November 6, 2016

Attendance – 66,807

		1	2	3	4	OT	Total
VISITOR:	Detroit Lions	3	7	0	6	6	22
HOME:	Minnesota Vikings	0	3	6	7	0	16

Scoring Plays

Team	Qtr	Time	Play Description (Extra Point) (Drive Info)	Visitor	Home
Lions	1	7:14	M.Prater 47 yd. Field Goal (9-57, 5:00)	3	0
Vikings	2	13:20	B.Walsh 33 yd. Field Goal (12-61, 4:35)	3	3
Lions	2	0:05	A.Boldin 1 yd. pass from M.Stafford (M.Prater kick) (17-84, 9:45)	10	3
Vikings	3	4:02	K.Rudolph 1 yd. pass from S.Bradford (kick failed, hru) (9-78, 5:33)	10	9
Lions	4	12:33	M.Prater 53 yd. Field Goal (4-8, 1:08)	13	9
Vikings	4	0:23	R.Ellison 1 yd. run (B.Walsh kick) (13-79, 3:51)	13	16
Lions	4	0:00	M.Prater 58 yd. Field Goal (4-35, 0:23)	16	16
Lions	5	8:21	G.Tate 28 yd. pass from M.Stafford (11-87, 6:39) (11-87, 6:39)	22	16

	LIONS	VIKINGS
First Downs	18	22
Rushes/Yards	25/97	25/78
Passing Yards	214	259
Punt Return/Yards	0/0	4/31
KO Return/Yards	3/50	3/87
Passes (A-C-I)	36-23-1	40-31-0
Times Sacked/Yards	1-5	2-14
Punts	5	4
Fumbles/Lost	0-0	0-0
Penalties/Yards	6-57	8-54
Possession Time	33:31	33:08

PASSING

VIKINGS – S. Bradford 31-40-273, 77.5%, 1 TD, 0 INT - 103.4

LIONS – M. Stafford 23-36-219, 63.8%, 2 TD, 1 INT - 87.6

RUSHING

VIKINGS – M. Asiata 9-27, R. Hillman 7-30, J. McKinnon 7-8, S. Diggs 1-12, R. Ellison 1-1-1 TD

LIONS – T. Riddick 14-70, D. Washington 10-26, G. Tate 1-1

RECEIVING

VIKINGS – S. Diggs 13-80, C. Patterson 6-45, A. Thielen 4-68, M. Asiata 2-14, R. Hillman 1-32, L. Treadwell 1-15, C. Johnson 1-9, S. Bradford 1-5, R. Ellison 1-4, K. Rudolph 1-1-1 TD

LIONS – G. Tate 11-79-1 TD, E. Ebron 7-92, A. Boldin 2-10, A. Roberts 1-27, T. Riddick 1-6, M. Jones 1-5

SACKS

VIKINGS – E. Griffen (1.0)

LIONS – K. Hyder (2.0)

TACKLES

VIKINGS – A. Barr 7-3-10, H. Smith 5-4-9, X. Rhodes 5-2-7, E. Griffen 5-2-7, C. Greenway 4-2-6, L. Joseph 2-3-5, S. Stephen 3-1-4, T. Newman 3-0-3, A. Sendejo 2-1-3, T. Waynes 2-0-2, B. Robison 1-1-2, E. Lamur 1-1-2, A. Cole 1-0-1, M. Alexander 1-0-1, C. Munnerlyn 1-0-1, M. White 1-0-1, D. Hunter 0-1-1

LIONS – JT. Whitehead 9-3-12, G. Quin 8-1-9, T. Wilson 8-0-8, J. Bynes 5-1-6, E. Ansah 5-0-5, N. Lawson 4-0-4, J. Bademosi 3-0-3, R. Bush 3-0-3, K. Hyder 2-1-3, Q. Diggs 1-1-2, H. Ngata 0-2-2, A. Robinson 1-0-1, A. Zettel 1-0-1, A. Williams 0-1-1, B. Copeland 0-1-1, K. Thornton 0-1-1

INTERCEPTIONS

VIKINGS – C. Greenway 1-17

LIONS – None

GAME NOTES

• **Cordarrelle Patterson becomes the 19th player to reach 5,000 combined net yards in a career with 5,031.**

• **Laquon Treadwell caught his first NFL pass for 15 yards.**

• **Rhett Ellison becomes the third TE in team history to have a rushing TD, his career first.**

- 1) 1t Stu Voigt vs. Green Bay, 12/10/1972
- 2) 4t Steve Jordan vs. Tampa Bay, 11/4/1984
- 3) **1t Rhett Ellison vs. Detroit, 11/6/2016**

• **Stefon Diggs set a team record vs. the Lions with 13 receptions and set a career high.**

- 1) **13 Stefon Diggs, 11/6/2016**
- 2t) 10 Randy Moss, 10/17/1999
- 2t) 10 Percy Harvin, 12/11/2011

• **Stefon Diggs set a team record for most receptions in a game in the month of November.**

- 1) **13 Stefon Diggs vs. Detroit, 11/6/2016**
- 2t) 12 Four times, Last time by Cris Carter vs. New Orleans, 11/19/1995

• **Stefon Diggs' 13 receptions is 3rd most in a game all-time.**

- 1) 15 Rickey Young @ New England, 12/16/1979
- 2) 14 Cris Carter @ Arizona, 10/2/1994
- 3) **13 Stefon Diggs vs. Detroit, 11/6/2016**

• **Chad Greenway intercepted his 11th career pass moving him into a tie for 5th place among LBs.**

- 1) 16 Matt Blair, 1974-85
- 2t) 12 Roy Winston, 1962-76
- 2t) 12 Rip Hawkins, 1961-65
- 2t) 12 Lonnie Warwick, 1965-72
- 5t) 11 Scott Studwell, 1977-90
- 5t) 11 Jeff Siemon, 1972-82
- 5t) **11 Chad Greenway, 2007-16**

• **Sam Bradford becomes the seventh Vikings QB to complete a pass to himself. His 5 yard reception is the longest completion to a player catching his own pass. Tommy Kramer holds the record for longest reception for a QB, a 20 yard TD pass from Alfred Anderson @ Philadelphia, 9/9/1984.**

- 1) **5 Sam Bradford Detroit, 11/6/2016 (Bradford)**
- 2) 3t Brad Johnson vs. Carolina, 10/12/1997 (Johnson)
- 3t) 0 Daunte Culpepper @ Tampa Bay, 10/28/2001 (Culpepper)
- 3t) 0 Rich Gannon @ Phoenix, 10/27/1991 (Gannon)
- 5) -2 Brett Favre @ St. Louis, 10/11/2009 (Favre)
- 6) -3 Randall Cunningham @ Chicago, 9/27/1998 (Cunningham)
- 7) -15 Christian Ponder vs. Detroit, 11/11/2012 (Ponder)



U.S. BANK STADIUM INAUGURAL SEASON

UPDATED PLAYER BIOS

- Includes Updated Career Statistics
- Updated Coach and Player Bios Not Included in Media Guide



MACKENSIE ALEXANDER #20

POSITION: CORNERBACK
HEIGHT/WEIGHT: 5-10/192
DOB: 11-12-93
HOMETOWN: IMMOKALEE, FL

COLLEGE: CLEMSON
ACQUIRED: D2 (#54) '16
NFL SEASON: R
VIKINGS SEASON: R

2016 GP/GS
8/0

Career GP/GS
8/0

Playoffs GP/GS
0/0

- Semifinalist for the Jim Thorpe Award and selected 2nd-team All-American in 2015.
- Declared for the NFL Draft following his redshirt sophomore season after leading Clemson to a National Championship Game berth against Alabama his final season at Clemson.
- Proud of his Haitian heritage, his parents moved to Florida in 1980 and earned their living in the fruit and citrus fields.

OFF THE FIELD Honored by Collier County, Florida, when June 28, 2016, was recognized as Mackensie Alexander Day to honor his success and charitable works...Twin brother, Mackenro, played at Auburn and Northeast Mississippi Community College before transferring to Iowa State, where he currently plays...Born to Haitian immigrants in South Florida who picked tomatoes and oranges to provide for the family...Friends with Raiders 2016 1st-round selection S Karl Joseph and his family who also share the Haitian heritage...Teamed up with Adidas to donate \$10,000 worth of shoes to the Collier County Boys and Girls Club in his hometown just days after being drafted... Majored in parks, recreation and tourism.

PRO Posted his 1st career PD vs. Houston (10/9/16)...Notched his 1st career tackle at Carolina (9/25/16)...Made his NFL debut at Tennessee (9/11/16)...Selected with the 54th overall pick in the 2016 NFL Draft...Teammates at Clemson in the defensive backfield with Vikings 7th-rounder Jayron Kearse...Was the 2nd of 9 Clemson Tigers to be picked in the 2016 draft, and 7 of the 9 Clemson selections were on the defensive side of the ball, including 3 DBs.

2016 Tabbled 1 solo tackle vs. Detroit (11/6)...Saw action on special teams at Chicago (10/31) and at Philadelphia (10/23)... Tallied 1 solo tackle and his 1st career PD vs. Houston (10/9)... Competed on special teams vs. NY Giants (10/3)...Posted his 1st career tackle at Carolina (9/25)...Competed on defense and special teams vs. Green Bay (9/18)...Notched 1 special teams tackle in his NFL debut at Tennessee (9/11).

COLLEGE Declared for the NFL Draft following his redshirt sophomore season...Allowed only 2 TDs in his collegiate career and none in his final 23 games...Key cog on the back end of 2 nationally ranked defenses in 2014 and '15...Named a semifinalist for the Jim Thorpe Award as well as selected 2nd-team All-American by the AP in his final season at Clemson...Recorded 4 tackles in the National Championship game against Alabama (1/11/16) before leaving the game with a hamstring injury... Had 30 tackles and 6 PBUs in his redshirt sophomore season in 2015...Was selected 1st-team freshman All-American by FWAA and Honorable Mention All-ACC by both the media and coaches in 2014...Had 22 tackles, 2 TFL, 6 PBUs and 1 FR in 13 games as a redshirt freshman...Redshirted in 2013 after suffering an injury in the preseason.

PREP Was rated the #4 overall player in the nation and #2 player in Florida by ESPN...Played in the U.S. Army All-American game...1st-team all state selection as a senior... Helped his Immokalee HS team to an 11-4 record and a berth in 5A title game in 2012...Totaled 139 tackles and 10 INTs in his HS career...Also ran track and wrestled...Rated in the top-15 wrestlers in Florida in his weight class.

CATCH A TIGER

Mackensie Alexander was the third member of the Clemson draft class in 2016 that saw 9 Tigers get selected, the 2nd-most from a school behind Ohio State's 12. Alexander is the highest-drafted Clemson player by the Vikings in team history, and he marked the 4th time in the past 5 years the Vikings have selected a DB in the 1st or 2nd rounds of the Draft. Alexander was teammates with Vikings 7th-round pick safety Jayron Kearse in the Clemson defensive backfield

2016 DRAFTTEES BY COLLEGE

Ohio State	12
Clemson	9



ALEXANDER'S NFL TOTALS

Year.....	GP/GS	Tackles							Special		
		Solo	Asst.	Total	Sacks	INTs	PBU	TFL	QBH	FF/FR	Teams
2016 (Min).....	8/0	2	1	3	0.0	0	1	0	0	0/0	1
Totals	8/0	2	1	3	0.0	0	1	0	0	0/0	1

SINGLE-GAME CAREER HIGHS

- Tackle..... 1..... at Carolina, 9/25/16; vs. Houston, 10/9/16; vs. Detroit, 11/6/16
- Solo Tackle..... 1..... vs. Houston, 10/9/16; vs. Detroit, 11/6/16
- Pass Defensed 1..... vs. Houston, 10/9/16
- Special Teams Tackle..... 1..... at Tennessee, 9/11/16



MATT ASIATA #44

POSITION: RUNNING BACK
HEIGHT/WEIGHT: 6-0/219
DOB: 7-24-87
HOMETOWN: SANTA ANA, CA

COLLEGE: UTAH
ACQUIRED: FA '12
NFL SEASON: 5
VIKINGS SEASON: 5

2016 GP/GS
8/4

Career GP/GS
66/14

Playoffs GP/GS
2/0

• Worked in an industrial supply warehouse and continued to train and pursue his NFL dreams during 2011 season following his release by Vikings.

• Rushed for 3 TDs on 3 different occasions- vs. Philadelphia (12/15/13), vs. Atlanta (9/28/14) and vs. Washington (11/2/14)- 2nd most by a Viking in a career trailing only Adrian Peterson who has accomplished the feat 5 times.

OFF THE FIELD Earned degree in criminal justice...Married to Tangi, couple has 5 children...While out of football for most of 2011, he worked in an industrial supply warehouse in Utah... Brother, Shawn, played RB at Utah.

PRO Has appeared in 66 games and started 14 in his career... Ranks 2nd in Vikings history by rushing for 3 TDs in 3 career games: vs. Philadelphia (12/15/13), vs. Atlanta (9/28/14) and vs. Washington (11/2/14)...Contributed primarily on special teams in 2015, recording a career-high 6 special teams tackles... Led team with 10 TDs (9 rushing, 1 receiving) while rushing for a career-best 570 yards in 2014, serving as the Vikings primary ball carrier in the absence of Adrian Peterson...Had 1st career start against Philadelphia (12/15/13) and rushed for 3 TDs...Ran for career-high 115 yards in the 2013 finale vs. Detroit (12/29/13), the final game played in the Metrodome...Signed by Vikings on 1/12/12...Spent part of opening week of 2011 on Vikings practice squad before his release on 9/7/11...Joined Vikings as a rookie free agent for 2011 training camp and preseason.

2016 Carried the ball 9 times for 27 yards and caught 2 passes for 14 yards vs. Detroit (11/6)...Registered 78 scrimmage yards (42 on 14 rushes and 36 on 2 receptions) at Chicago (10/31)... Gained 80 scrimmage yards - 55 on 12 carries and 25 on 6 receptions - at Philadelphia (10/23)...Secured the 2nd most receptions in his career, and the most since 12/14/14 at Detroit, against the Eagles...Notched his 14th career rushing TD, 7th from the 1-yard line, and totaled 55 yards on 14 carries (3.9 average) and 46 yards on 3 receptions (15.3 average) vs. Houston (10/9)...Scored a 1st quarter TD on a 1-yard rush, finishing with 6 yards on 6 carries, vs. NY Giants (10/3)...Recorded 6 carries for 15 yards and 1 reception for 4 yards at Carolina (9/25)...Posted 14 yards on 6 carries and 11 yards on 1 reception vs. Green Bay (9/18)...Gained 13 yards on 4 carries in the season-opener at Tennessee (9/11).

2015 Played in all 16 games for the 2nd time in his career... Saw action in his 2nd career playoff game...A special teams contributor, corraling a career-high 6 special teams tackles... Had 29 carries for 112 yards (3.9 avg) and caught 19 passes for 132 yards (6.9 avg)...Tied his season best with 5 carries and had a season-high 28 rushing yards vs. Chicago (12/20/16).

2014 Appeared in 15 games and started a career-high 9... Set career highs and led the team in rushing attempts (164), rushing yards (570) and rushing TDs (9)...Ranked 3rd in the NFL with 9 rushing TDs...Recorded 3 rushing TDs vs. Atlanta (9/28) and vs. Washington (11/2), both wins...Caught a career-best 7 passes for a career-high 50 receiving yards at Detroit (12/14)... Rushed for a season-high 91 yards on 19 carries in the season finale win vs. Chicago (12/28).

2013 Played an integral part on special teams and filled in at RB late in the season due to injuries...Tied franchise record with 3 rushing TDs in 1st career start against Philadelphia (12/15)... Became the 1st NFL player since Daunte Culpepper (9/3/00) to rush for 3 TDs in his 1st career start...Had 30 carries for 51 yards vs. Philadelphia...Ran for a career-high 115 rushing yards on 14 carries in the season finale vs. Detroit (12/29).

2012 Saw action in all 16 regular season games and Wild Card playoff...Caught 1st career pass and returned a pair of kickoffs in season opener vs. Jacksonville (9/9)...Had 2 rushing attempts vs. Tennessee (10/7)...Made 53-man roster coming out of preseason after being out of football in 2011.

2011 Signed with the Vikings as an undrafted free agent after the lockout was lifted and spent training camp and preseason with the club...Signed to practice squad on 9/5 and released from practice squad 2 days later on 9/7...Spent rest of 2011 out of football.

COLLEGE Ended Utah career ranked 3rd in school history with 24 career rushing TDs...His 26 career TDs tied for 3rd in school history...Had 3 career 100-yard games...Ended tenure at Utah ranked 14th in career rushing yards with 1,748...Scored game-winning 3-yard TD against BYU as a senior...Ran for career-high 156 yards on 36 carries against Utah State in 2009...Ran for 12 TDs in 2008...Had 3 passing completions in 2008, throwing 2 for TDs...Broke leg in collegiate debut against Oregon State in 2007.

PREP Was a standout RB at Hunter High in West Valley, UT... Played basketball and football...Helped team win Utah Class 5A state titles in football and basketball as a junior.

ASIATA'S TOUCHDOWNS

GAME	PLAY
vs. Philadelphia, 12/15/13	1 run, 1 run, 5 run
vs. New England, 9/14/14	25 pass
vs. Atlanta, 9/28/14	3 run, 6 run, 1 run
vs. Washington, 11/2/14	1 run, 7 run, 2 run
at Detroit, 12/14/14	2 run
at Miami, 12/21/14	1 run, 5 run
vs. New York Giants, 10/3/16	1 run
vs. Houston Texans, 10/9/16	1 run
Total	15 (14 run, 1 pass)

ASIATA'S 100-YARD GAME

GAME	RUSHES-YDS-TDs
vs. Detroit, 12/29/13	14-115-0

3RD TIME'S A CHARM

Matt Asiata has shown a nose for the end zone, posting 3 career games with 3 rushing TDs. The mark is 2nd best in Vikings history behind backfield mate Adrian Peterson, who has achieved the feat with his feet 5 times in the regular season. Asiata has 14 career rushing TDs on 311 carries, finding the end zone approximately every 22 attempts.

CAREER 3-TD RUSHING GAMES BY VIKINGS

Adrian Peterson	5
Matt Asiata	3
Chuck Foreman	2

ASIATA'S NFL TOTALS

Year	GP/GS	No.	RUSHING				RECEIVING				STT	
			Yds.	Avg.	Lg	TD	No	Yds	Avg	Lg		TD
2012 (Min)	16/0	3	9	3.0	5	0	1	2	2.0	2	0	4
Playoffs	1/0	0	0	0.0	0	0	0	0.0	0	0	0	0
2013 (Min)	11/1	44	166	3.8	39	3	5	13	2.6	8	0	0
2014 (Min)	15/9	164	570	3.5	19	9	44	312	7.1	41	1	1
2015 (Min)	16/0	29	112	3.9	19	0	19	132	6.9	22	0	6
Playoffs	1/0	0	0	0.0	0	0	1	13	13.0	13	0	0
2016 (Min)	8/4	71	227	3.2	29	2	17	148	8.7	31	0	0
Total	66/14	311	1,084	3.5	39	14	86	607	7.1	41	1	11
Playoffs	2/0	0	0	0.0	0	0	1	13	13.0	13	0	0

Other: 9 KO Returns, 130 yards, 14.4 avg., 22 long

SINGLE-GAME CAREER HIGHS

Rushing Attempts.....30.... vs. Philadelphia, 12/15/13
 Rushing Yards.....115.... vs. Detroit, 12/29/13
 Rushing TDs3.... vs. Philadelphia, 12/15/13; vs. Atlanta, 9/28/14; vs. Washington, 11/2/14
 Long Rush39.... vs. Detroit, 12/29/13
 Receptions.....7.... at Detroit, 12/14/14
 Long Reception41.... at New Orleans, 9/21/14
 Receiving Yards50.... at Detroit, 12/14/14

ASIATA CAREER GAME-BY-GAME (*-start)

2012	MINNESOTA	Att.	RUSHING				RECEIVING				
			Yards	Avg.	Long	TD	No.	Yards	Avg.	Long	TD
9/9	Jacksonville	0	0	0.0	0	0	1	2	2.0	2	0
10/7	Tennessee	2	8	4.0	5	0	0	0	0.0	0	0
12/23	@ Houston	1	1	1.0	1	0	0	0	0.0	0	0
Totals	GP/GS: 16/0	3	9	3.0	5	0	1	2	2.0	2	0

PLAYOFFS

1/5/13	@ Green Bay	0	0	0.0	0	0	0	0	0.0	0	0
--------	-------------	---	---	-----	---	---	---	---	-----	---	---

2013	MINNESOTA	Att.	RUSHING				RECEIVING					
			Yards	Avg.	Long	TD	No.	Yards	Avg.	Long	TD	
12/15	Philadelphia*	30	51	1.7	10	3	3	15	5.0	8	0	
12/22	@ Cincinnati		INACTIVE									
12/29	Detroit	14	115	8.2	39	0	2	-2	-1.0	5	0	
Totals	GP/GS: 11/1	44	166	3.7	39	3	5	13	2.6	8	0	

2014	MINNESOTA	Att.	RUSHING				RECEIVING					
			Yards	Avg.	Long	TD	No.	Yards	Avg.	Long	TD	
9/7	@ St. Louis	2	10	5.0	5	0	1	5	5.0	5	0	
9/14	New England*	13	36	2.8	7	0	5	48	9.6	25t	1	
9/21	@ New Orleans*	12	35	2.9	8	0	3	36	12	41	0	
9/28	Atlanta*	20	78	3.9	12	3	3	22	7.3	12	0	
10/2	@ Green Bay*	15	72	4.8	11	0	0	0	0.0	0	0	
10/12	Detroit	2	-5	-2.5	-2	0	1	18	18.0	18	0	
10/19	@ Buffalo	6	24	4.0	11	0	1	13	13.0	13	0	
10/26	@ Tampa Bay	4	1	0.3	5	0	4	26	6.5	10	0	
11/2	Washington	10	26	2.6	2.6	3	4	31	7.8	11	0	
11/16	@ Chicago	1	2	2.0	2	0	3	12	4.0	7	0	
11/23	Green Bay		INACTIVE									
11/30	Carolina*	14	52	3.7	8	0	4	5	1.3	4	0	
12/7	NY Jets*	19	54	2.8	8	0	3	10	3.3	6	0	
12/14	@ Detroit*	11	36	3.3	9	1	7	50	7.1	10	0	
12/21	@ Miami*	16	58	3.6	10	2	3	19	6.3	9	0	
12/28	Chicago*	19	91	4.8	19	0	2	17	8.5	10	0	
Totals	GP/GS: 15/9	164	570	3.5	19	9	44	312	7.1	41	1	

2015	MINNESOTA	Att.	RUSHING				No.	RECEIVING			
			Yards	Avg.	Long	TD		Yards	Avg.	Long	TD
9/14	@ San Francisco	1	4	4.0	4	0	2	28	14.0	21	0
9/20	Detroit	2	8	4.0	6	0	0	0.0	0	0	
9/27	San Diego	2	10	5.0	8	0	2	5	2.5	6	0
10/4	at Denver	1	3	3.0	3	0	0	0.0	0	0	
10/18	Kansas City	5	27	5.4	11	0	1	8	8.0	8	0
10/25	@ Detroit	0	0	0.0	0	0	2	5	2.5	5	0
11/1	@ Chicago	1	5	5.0	5	0	3	6	2.0	12	0
11/8	St. Louis	2	4	2.0	2	0	0	0.0	0	0	0
11/15	@ Oakland	2	7	3.5	6	0	2	18	9.0	11	0
11/22	Green Bay	0	0	0.0	0	0	1	9	9.0	9	0
11/29	@ Atlanta	1	3	3.0	3	0	3	17	5.7	8	0
12/6	Seattle	2	-1	-0.5	3	0	0	0.0	0	0	0
12/10	@ Arizona	0	0	0.0	0	0	2	30	15.0	22	0
12/20	Chicago	5	28	5.6	19	0	1	6	6.0	6	0
12/27	NY Giants	5	14	2.8	7	0	0	0.0	0	0	0
1/3/16	@ Green Bay	0	0	0.0	0	0	0	0.0	0	0	
Totals	GP/GS: 16/0	29	112	3.9	19	0	19	132	6.9	22	0
PLAYOFFS											
1/10/16	Seattle	0	0	0.0	0	0	1	13	13.0	13	0

2016	MINNESOTA	Att.	Yards	Avg.	Long	TD	No.	Yards	Avg.	Long	TD
9/11	@ Tennessee	4	13	3.3	6	0	0	0	0.0	0	0
9/18	vs. Green Bay	6	14	2.3	12	0	1	11	11.0	11	0
9/25	@ Carolina*	6	15	2.5	8	0	1	4	4.0	4	0
10/3	vs. NY Giants	6	6	1.0	4	1	2	12	6.0	7	0
10/9	vs. Houston	14	55	3.9	8	1	3	46	15.3	23	0
10/23	@ Philadelphia*	12	55	4.6	29	0	12	55	4.6	29	0
10/31	@ Chicago*	14	42	3.0	7	0	2	36	18.0	31	0
11/6	vs. Detroit	9	27	3.0	8	0	2	14	7.0	9	0
11/13	@ Washington										
11/20	vs. Arizona										
11/24	@ Detroit										
12/1	vs. Dallas										
12/11	@ Jacksonville										
12/18	vs. Indianapolis										
12/24	@ Green Bay										
1/1/17	vs. Chicago										
Totals	GP/GS: 8/4	71	227	3.2	29	2	17	148	8.7	31	0



STERLING BAILEY #95

POSITION: DEFENSIVE TACKLE
HEIGHT/WEIGHT: 6-4/300
DOB: 9-13-92
HOMETOWN: GAINESVILLE, GA

COLLEGE: GEORGIA
ACQUIRED: PS '16
NFL SEASON: R
VIKINGS SEASON: R

2016 GP/GS
PS

Career GP/GS
0/0

Playoffs GP/GS
0/0

* Compiled 108 tackles (35 solo), 2.5 sacks and 7 PD in 42 games (19 starts) during his 4-year career at Georgia.

OFF THE FIELD Majored in history at Georgia.

PRO Joined Minnesota's practice squad on 10/25/16 after spending time with Seattle and Indianapolis...Originally signed with the Colts as a rookie free agent on 5/2/16.

2016 Joined the Vikings practice squad on 10/25 following his release from the Seahawks practice squad on 10/18...Signed to Seattle's practice squad on 10/4 after spending the offseason and training camp with Indianapolis...Originally signed by the Colts as a rookie free agent on 5/2.

COLLEGE Competed in 42 games (19 starts) at Georgia, totaling 108 tackles (35 solo), 2.5 sacks and 7 PD...Saw action in 13 games (10 starts) and was a team captain, earning the Coaches' Leadership Award, as a senior in 2015...Finished the season with 46 tackles, 2 TFL and 1 sack...Played in 13 games (1 start) and compiled 27 tackles in 2014...Played in 12 games (9 starts) in 2013, finishing with 34 tackles and 1 sack...Saw action in 3 games in 2012 and redshirted the 2011 campaign.

PREP Attended East Hall High School in Gainesville, Ga, where he was named to the *SuperPrep* All-America team and All-Dixie teams...Played in the U.S. Army All-American Bowl as a senior and was named to the *Atlanta Journal Constitution* Top 50...Voted a team captain as a junior and senior...Participated in the 2010 Georgia Olympics (shot put)...Also played basketball and participated in track and field for East Hall.



ANTHONY BARR #55

POSITION: LINEBACKER
HEIGHT/WEIGHT: 6-5/255
DOB: 3-18-92
HOMETOWN: SAN PEDRO, CA

COLLEGE: UCLA
ACQUIRED: D1a (#9) '14
NFL SEASON: 3
VIKINGS SEASON: 3

2016 GP/GS
8/8

Career GP/GS
34/34

Playoffs GP/GS
1/1

- Started all 34 games in which he has appeared and helped lead the NFL's 5th-ranked scoring defense in 2015 (18.9 ppg).
- The 2nd-highest LB drafted by Vikings, behind only Hall of Famer Chris Doleman at #4 in 1985, who later moved to DE.

OFF THE FIELD Majored in business...Launched the Anthony Barr Foundation to benefit single mothers...Collegiate roommate of Vikings LB Eric Kendricks...Father, Tony Brooks, was a 4th-round draft pick RB by the Philadelphia Eagles in 1992 out of Notre Dame...Has 3 uncles who also played in the NFL.

HONORS Selected to 2015 **Pro Bowl**...Named **NFC Defensive Player of the Week** for game at Tampa Bay (10/26/14).

PRO Has started all 34 games in which he has appeared...Key cog to a defense that ranked 5th in points allowed (18.9) in 2015...Earned **Pro Bowl** recognition after posting 80 tackles, 3.5 sacks and 3 FF in 2015...Snared 1st career INT off future Hall of Famer Peyton Manning at Denver (10/4/15)...Ranked 6th in Vikings history for tackles by a rookie with 99 stops...Started 12 games before going on injured reserve (12/27/15), the 3rd-most starts by a rookie LB in team history...Notched the 1st game-winning FR-TD in OT in club history at Tampa Bay (10/26/14), forcing, recovering and returning the fumble 27 yards for the score on 1st play from scrimmage of the OT period...Selected with the #9 overall pick in 2014 NFL Draft after Minnesota traded from #8 to #9 with Cleveland...The 2nd-highest drafted LB in Vikings history, behind only Chris Doleman at #4 in 1985.

2016 Registered a team-high 10 tackles (7 solo), 1 TFL and 1 QBH vs. Detroit (11/6)...Tallied 4 tackles (3 solo) at Chicago (10/31)...Registered 5 tackles (4 solo), 1 QBH and 1 FR part of 4 Eagles turnovers on the day - at Philadelphia (10/23)...Notched 3 tackles (2 solo) and 4 QBHs vs. Houston (10/9)...Posted 3 tackles (all solo) and 1 PD vs. NY Giants (10/3)...Totalled 11 tackles (9 solo), 1.0 TFL, 1.0 sack and 2 QBHs at Carolina (9/25)...Tallied 3 tackles (2 solo) and 1 QBH in the regular season home-opener vs. Green Bay (9/18)...Recorded 3 tackles (2 solo), 3 QBHs and 1 PD at Tennessee (9/11).

2015 Started 14 games and helped the Vikings defense rank 5th in scoring (18.9)...Named to **Pro Bowl**...Started the Wild Card playoff game vs. Seattle (1/10/16), recording 4 tackles and a QB hurry in his 1st playoff game...Totalled 80 tackles, 3.5 sacks, 6 TFLs, 12 QB hurries, 3 FFs, 1 INT and 7 PDs in his sophomore campaign...Set a new career best with 12 tackles in Week 1 at San Francisco (9/14)...Registered 1st sack of the season on Philip Rivers in Week 3 vs. San Diego (9/27)...Snagged 1st career INT at Denver (10/4) when grabbing a Peyton Manning pass and returning it 32 yards... Had a half-sack at Detroit (10/25)... Sacked Matt Ryan for the 2nd time in his career and totaled 9 tackles, 2 TFLs, 1.0 sack, 2 FFs and 1 PD at Atlanta (11/29)... Chased down Falcons RB Tevin Coleman and recorded his 1st of a career-high 2 FFs early in the contest on a huge momentum-shifting play, punching the ball out from behind that was recovered by S Antone Exum...In the NFC North-clinching win at Green Bay (1/3/16), had 5 tackles, 2 TFLs, 1.0 sack and had a PD on Aaron Rodgers last-second hail mary attempt.

2014 Named to analyst Gil Brandt's NFL.com All-Rookie team...Started season opener at St. Louis (9/7), the lone rookie starter for the Vikings...Placed on injured reserve on 12/27... Ended season ranked 4th on team with 99 tackles, 2nd among Vikings LBs behind Chad Greenway...Started all 12 games he played, the 3rd-most starts in team history by a rookie LB... Scored game-winning TD at Tampa Bay (10/26) with a 27-yard FR TD on the 1st play from scrimmage of OT, marking the 1st time in team history an OT game was won on a defensive TD and only the 4th time in NFL history an OT game was won on a FR...Totalled 9 tackles, 1.0 sack, 3 QB hurries, 1 FF, 1 FR and 1 PD and was named **NFC Defensive Player of the Week** for game at Tampa Bay...Notched 11 tackles vs. New England (9/14)... Notched 1st career sack at New Orleans (9/21) and had 10 tackles...Sacked Falcons QB Matt Ryan vs. Atlanta (9/28) late in 4th quarter and recorded 10 tackles that game...Had a pair of FRs at Buffalo (10/19), nearly tying the Vikings record of 3 FRs in a game...Notched sack vs. Washington (11/2)...Inactive for game vs. NY Jets (12/7) and at Detroit (12/14) with knee injury.

COLLEGE Started 37 of his 51 career games for Bruins, 10 as a FB early in his career and 27 at LB...Earned All-America praise as a junior and senior...Capped collegiate career with consensus All-America honors as a senior in 2013 and unanimous All-Pac 12 honors...Earned All-America from Walter Camp, AFCA, USA Today, among others...UCLA defensive MVP and team captain...Was a finalist for Butkus, Lombardi and Bednarik Awards as a senior...Ranked 2nd in country with 4 FRs and 5th in country with 5 FFs...Notched 3 FFs against Nebraska in 2013...Was 2nd-Team All-American by Associated Press as a junior in 2012...Named 1st-Team All-Pac 12 as a junior...Ranked 8th in country with 13.5 sacks...Ranked 2nd on team with 83 tackles...Had 8 tackles and 1.5 sacks against Stanford in Pac-12 Championship Game...Had 9 tackles in Holiday Bowl against Baylor...Began his UCLA career as a FB...Started 7 games as a sophomore blocking back and scored his 1st TDs...Started 4 of his 12 games as a freshman, earning the team Rookie of the Year award.

PREP Was ranked the best athlete in the country as a senior at Loyola High (Los Angeles) by Tom Lemming and Max Preps... Selected to US Army All-America game but could not participate...Rivals had him ranked 5th-best athlete and Scout.com ranked him 10th among LBs...Missed majority of senior season with ankle injury...Earned All-State RB honors with 1,890 yards and 20 TDs as a junior...Standout in track.

RAISING THE BARR

Despite only playing 12 games during his rookie campaign, LB Anthony Barr was 5th in franchise history among rookies in tackles with 99. Barr notched the 1st-ever defensive TD to win a game in OT in Vikings history at Tampa Bay in 2014.

MOST TACKLES BY A VIKINGS ROOKIE	TACKLES
Harrison Smith, 5, 2012	129
Rip Hawkins, LB, 1961	126
Chris Doleman, LB, 1985	109
Eric Kendricks, LB, 2015	105
Tim Newton, DT, 1985	102
Anthony Barr, LB, 2014	99

SACKS IN A SEASON BY VIKINGS ROOKIE LBs	SACKS
Dwayne Rudd, 1997	5.0
Anthony Barr, 2014	4.0

BARR'S INTERCEPTION


GAME	QB	INT (Yds)
at Denver, 10/4/15.....	Peyton Manning.....	1 (32)
Total.....		1 (32)

BARR'S SACKS

GAME	QB	SACKS
at New Orleans, 9/21/14.....	Drew Brees.....	1.0
vs. Atlanta, 9/28/14.....	Matt Ryan.....	1.0
at Tampa Bay, 10/26/14.....	Mike Glennon.....	1.0
vs. Washington, 11/2/14.....	Robert Griffin III.....	1.0
vs. San Diego, 9/27/15.....	Philip Rivers.....	1.0
at Detroit, 10/25/15.....	Matthew Stafford.....	0.5
at Atlanta, 11/29/15.....	Matt Ryan.....	1.0
at Green Bay, 1/3/16.....	Aaron Rodgers.....	1.0
at Carolina, 9/25/16.....	Cam Newton.....	1.0
Total.....		8.5

GIVING BACK TO GIVING MOMS

The Anthony Barr Foundation was launched in spring 2016 as a way to provide support to single mothers through childcare assistance and providing scholarship funds for mothers wishing to continue their education. Barr was raised by his single mother, Lori, and took advantage of his platform as an NFL player to help give back. "As a young child, I witnessed my mother work hard to put herself through college after having me when she was only 19 years old. She worked as a classroom assistant in the morning hours, went to school in the afternoon, and waited tables at night. Even so, she still had to take out student loans to pay for college, loans she is still paying off today."



BARR'S NFL TOTALS

Year.....	GP/GS	Tackles			Sacks	INTs	PBU	TFL	QBH	FF/FR	Special
		Solo	Asst.	Total							Teams
2014.....	12/12	72	27	99	4.0	0	3	4.0	13	2/3	0
2015.....	14/14	61	19	80	3.5	1 (32)	7	6.0	12	3/0	0
<i>Playoffs.....</i>	<i>1/1</i>	<i>3</i>	<i>1</i>	<i>4</i>	<i>0.0</i>	<i>0</i>	<i>0</i>	<i>0.0</i>	<i>1</i>	<i>0/0</i>	<i>0</i>
2016.....	8/8	32	10	42	1.0	0	2	2.0	13	0/1	0
Totals.....	34/34	165	56	221	8.5	1 (32)	12	12.0	38	5/4	0
<i>Playoffs.....</i>	<i>1/1</i>	<i>3</i>	<i>1</i>	<i>4</i>	<i>0.0</i>	<i>0</i>	<i>0</i>	<i>0.0</i>	<i>1</i>	<i>0/0</i>	<i>0</i>

SINGLE-GAME CAREER HIGHS

- Tackles.....12..... at San Francisco, 9/14/15
- Solo Tackles.....10..... at St. Louis, 9/7/14; at San Francisco, 9/14/15
- Sack.....1.0..... 7x, last at Carolina, 9/25/16
- QB Hurries.....4..... vs. Houston, 10/9/16
- Tackles For Loss.....2..... vs. Washington, 11/2/14; at Atlanta, 11/29/15; at Green Bay 1/3/16
- Pass Defensed.....1..... 11x, last vs. NY Giants, 10/3/16
- Forced Fumbles.....2..... at Atlanta, 11/29/15
- Fumble Recoveries.....2..... at Buffalo, 10/19/14
- Touchdown.....1..... at Tampa Bay, 10/26/14 (27 FR)



The Vikings had 5 players in Hawaii for the Pro Bowl following the 2015 season: QB Teddy Bridgewater, RB Adrian Peterson, LB Anthony Barr, DE Everson Griffen and 5 Harrison Smith. Barr and Bridgewater were both 1st-round draft picks in 2014, while Peterson was a 1st-rounder in 2007, Smith in 2012 and Griffen was a 4th-rounder in 2010. The Vikings have 11 players (Treadwell, Waynes, Bridgewater, Barr, Patterson, Rhodes, Floyd, Smith, Kalil, Peterson, Greenway) on the 2016 roster who were selected by the club in the 1st round and 4 other players who were 1st-round draft picks by their original clubs (Terence Newman - Dallas, Andre Smith - Cincinnati, Jake Long - Miami and Sam Bradford - St. Louis).



WILLIE BEAVERS #64

POSITION: GUARD
HEIGHT/WEIGHT: 6-5/322
DOB: 10-2-93
HOMETOWN: SOUTHFIELD, MI

COLLEGE: WESTERN MICHIGAN
ACQUIRED: D4 (#121) '16
NFL SEASON: R
VIKINGS SEASON: R

2016 GP/GS
0/0

Career GP/GS
0/0

Playoffs GP/GS
0/0

• Shares Western Michigan alma mater with Vikings alums Bob Lurtsema and Greg Jennings.

• Originally committed to Illinois as a defensive lineman but eventually signed with WMU as offensive lineman.

OFF THE FIELD Majored in business...Grew up a Lions fan in Southfield, MI.

PRO The lone offensive lineman the Vikings drafted in 2016...2nd Western Michigan player the Vikings have selected in the history of the franchise, joining DE Bill Slater in the 7th round of 1972...Was 1 of 2 Western Michigan players drafted in 2016, joining WR Daniel Braverman (Chicago Bears)...Taken with 4th-round draft pick (#121 overall).

2016 Active but did not play vs. Detroit (11/6), at Chicago (10/31) and vs. Houston (10/9)...Inactive at Philadelphia (10/23) and vs. NY Giants (10/3)...Elevated to the Vikings active roster on 9/27...Joined the Vikings practice squad on 9/4.

COLLEGE Full-time starter in his final 3 seasons at Western Michigan, started 40 consecutive games from the end of his redshirt freshman season through his final game...Did not miss a start once he moved into the lineup...Selected to participate in Senior Bowl...Started all 13 games as a senior at LT en route to 1st-Team All-MAC honors...Keyed Broncos to an 8-5 mark and a win over Middle Tennessee State in the Bahamas Bowl, the 1st bowl win in Western Michigan program history...Helped pave the way for rushing attack that averaged 204.6 yards per game, 2nd-best mark in the MAC in 2015...Started all 13 games in 2014 as a junior at LT and earned 2nd-Team All-MAC honors...Helped Broncos post an 8-5 mark as a junior and play in Famous Idaho Potato Bowl, falling to Boise State...WMU had the top RB in the MAC with Jarvion Franklin...As a sophomore, started all 12 games...As a redshirt freshman in 2012, played in 8 games and earned 2 starts...Made 1st career start vs. Northern Illinois in 2012...Redshirted in 2011 as a freshman.

PREP Standout at Southfield-Lathrop High School in suburban Detroit...Earned Honorable Mention All-Conference as sophomore, junior and senior...Ranked as #30 recruit in the state by Rivals.com...Consensus 3-star recruit.

VIKINGS ORIGINAL STARTING LINEUP

The Vikings have seen the NFL change dramatically over the years. The players who started the upset win over Chicago in the 1961 opener were a mix of future stars and aging veterans who were embarking on a new adventure with the NFL's fledgling franchise. The team started veteran signal-caller George Shaw instead of rookie phenom Fran Tarkenton, a footnote in history to Tarkenton's Hall of Fame career. Tarkenton came off the bench late in the 1st quarter to spearhead the Vikings to a win over the same Bears club that posted a dominating 30-7 win only two weeks prior in a preseason game played in Cedar Rapids, IA.

Tarkenton threw 4 TD passes and hit on 17-of-23 for 250 yards. The Vikings opened the scoring in the game with a Mike Mercer FG. Tarkenton connected with Bob Schnelker on the 1st TD pass of his career on a 14-yard toss. Tarkenton went on to throw TDs to Jerry Reichow from 29 yards, Hugh McElhenry from a yard out and ran for a 3-yard TD himself on a QB keeper. He rounded out the day with a 2-yard TD pass to Dave Middleton, and the upstart Vikings notched a 37-13 win.

VIKINGS STARTING LINEUP IN 1961 OPENER VS. CHICAGO

- WR..... Dave Middleton, 6-1, 190, 7th Year, Auburn
- LT..... Grady Alderman, 6-3, 235, 2nd Year, Detroit
- LG..... Gerry Huth, 5-11, 228, 4th Year, Wake Forest
- C..... Bill Lapham, 6-3, 250, 2nd Year, Iowa
- RG..... Mike Rabold, 6-2, 240, 3rd Year, Indiana
- RT..... Frank Youso, 6-4, 260, 4th Year, Minnesota
- TE..... Bob Schnelker, 6-4, 215, 9th Year, Bowling Green
- WR..... Dick Haley, 5-10, 195, 2nd Year, Pittsburgh
- QB..... George Shaw, 6-0, 185, 7th Year, Oregon
- HB..... Hugh McElhenry, 6-1, 190, 10th Year, Washington
- FB..... Mel Triplett, 6-1, 215, 7th Year, Toledo

- DE..... Jim Marshall, 6-3, 230, 2nd Year, Ohio State
- DT..... Bill Bishop, 6-4, 250, 10th Year, North Texas State
- DT..... Ed Culpepper, 6-1, 255, 4th Year, Alabama
- DE..... Don Joyce, 6-3, 255, 11th Year, Tulane
- LB..... Dick Greeni, 6-1, 230, Rookie, Ohio
- LB..... Rip Hawkins, 6-3, 230, Rookie, North Carolina
- LB..... Clancy Osborne, 6-3, 217, 3rd Year, Arizona State
- CB..... Jack Morris, 6-0, 190, 4th Year, Oregon
- CB..... Dick Pesonen, 6-0, 190, 2nd Year, Minnesota-Duluth
- SS..... Rich Mostardi, 5-11, 188, 2nd Year, Kent State
- FS..... Charlie Sumner, 6-1, 195, 5th Year, William & Mary





JOE BERGER #61

POSITION: CENTER/GUARD
HEIGHT/WEIGHT: 6-5/305
DOB: 5-25-82
HOMETOWN: NEWAYGO, MI

COLLEGE: MICHIGAN TECH
ACQUIRED: FA '11
NFL SEASON: 12
VIKINGS SEASON: 6

2016 GP/GS

8/8

Career GP/GS

123/62 (4/0-DAL; 34/20-MIA; 85/42-MIN)

Playoffs GP/GS

2/1-MIN

- Vikings senior statesman on offense line, is in his 12th NFL season and 6th with the Vikings in 2016.
- Played his 83rd-consecutive game (now 85) as a Viking at Philadelphia (10/23/16), moving into 2nd place all time among centers in franchise history (Mick Tingelhoff – 240).
- Started all 16 games and the playoff game at center in 2015, his 1st season starting every game.

OFF THE FIELD Earned mechanical engineering degree from Michigan Tech...Married to Abigail, the couple has 4 children and are active supporters of adoption and adoption family causes...Couple has 2 adopted and 2 biological children...Active with *Team Keegan*, a childhood cancer foundation that sends get-well packages to young patients across the country...Enjoys building furniture and woodworking projects along with trap shooting in his free time...Restored a 1953 Studebaker truck...Avid outdoorsman, enjoys hunting and fishing in his free time.

PRO Has appeared in 85 games, making 42 starts, over the past 6 seasons for Vikings...Has started games at RG, LG and C during his Vikings tenure...His 16 regular season starts and playoff start during the Vikings 2015 run to the NFC North title at center were a career-high...Started his 1st career playoff game in Wild Card matchup vs. Seattle (1/10/16) and both career playoffs games he has played in have been with the Vikings...Helped pave the way for Adrian Peterson to lead the NFL in rushing in 2015 with 1,485 yards...Acquired by Vikings on 9/12/11...Competed in 31 games, making 20 starts, from 2009-11 for Miami under Minnesota's current Offensive Line Coach Tony Sparano, who led the Dolphins from 2008-11...Signed as an unrestricted free agent on 2/27/09 by Miami from Dallas...Spent final part of 2006, 2007 and 2008 seasons with Dallas after being claimed off waivers from Miami on 11/24/06...Played in Dallas when Mike Zimmer was Cowboys defensive coordinator...Saw action in final 3 games as a rookie with Miami in 2005 after spending opening 11 games of season inactive...Joined Miami after being signed off Carolina practice squad on 9/7/05...Waived by Carolina on 9/3/05 and signed to Panthers practice squad the following day before being signed by Miami to 53-man roster...Spent training camp and preseason with Carolina in 2005 after being drafted in 6th round (#183).

2016 Started at center and notched 1 special teams tackle vs. Detroit (11/6)...Started at center at Chicago (10/31)...Made his 83rd-consecutive start, 2nd all time in franchise history among centers (Mick Tingelhoff – 240), at Philadelphia (10/23)...Started at center vs. Houston (10/9)...Started at center for an O-line that helped total 104 rushing yards and did not allow a sack vs. NY Giants (10/3)...Started at center at Carolina (9/25) and vs. Green Bay (9/18)...Started at center for an O-line that did not permit a sack at Tennessee (9/11).

2015 Stepped into starting lineup at C for all 16 games and the Wild Card Playoffs...Started every game in a season for the 1st time in his career...Helped Adrian Peterson lead the NFL in rushing for the 3rd time in his career, notching 1,485 yards and powering the Vikings to the NFC North title with an 11-5 mark and earning a home Wild Card playoff game...Vikings posted the #4 rushing offense in the NFL...Part of a shuffled offensive line that was hit by preseason injuries, taking regular starters John Sullivan (C) and Phil Loadholt (RT) away for the season...

The Vikings line was the only in the NFL to start all 16 games as a unit (Kalli- LT, Fusco-LG, Berger-C, Harris-RG, Clemmings-RT)...The group helped Peterson earn 2015 FedEx Ground Player of the Year after claiming the weekly FedEx Ground award twice during the season: at Oakland (11/15) and at Atlanta (11/29)...Peterson was named NFC Offensive Player of the Month for November when he ran for 634 yards and 5 TDs, setting a club record for most yards rushing in November as the team went 4-1 in the month...Peterson rumbled for 203 yards in a win at Oakland (11/15), the 6th time in his career he broke the 200-yard plateau, tying him with O.J. Simpson for the NFL record.

2014 Started the final 9 games at RG after starter Brandon Fusco was placed on IR...Team went 5-4 in his starts... Appeared in all 16 games...Finished the season having played in 61 consecutive games...Protected QB Teddy Bridgewater on his way to the most productive season by a rookie QB in team history...Blocked for RB Jerick McKinnon's 103-rushing yard effort against one of the NFL's best run defenses at Buffalo (10/19).

2013 Appeared in all 16 games, starting 2, contributing on specials teams and providing depth along the offensive line... Started at LG and RG in place of injured starters Charlie Johnson and Brandon Fusco, respectively, vs. Washington (11/7) and vs. Philadelphia (12/15)...Helped backup RB Matt Asiata tie the Vikings record with a 3-TD rushing day in upset win over playoff-bound Eagles...Vikings won both games he started... Played integral role on kickoff return unit that helped rookie WR/KR Cordarrelle Patterson set team records for return yards, return average and return TDs...Team led the NFL in average starting field position after kickoffs (27.2).

2012 Played in all 16 games and saw his 1st career playoff action in Wild Card game at Green Bay (1/5/13)...Primarily played on special teams but saw action on offensive line vs. Tennessee (10/7) and vs. Detroit (11/11)...Regular on KO return unit that ranked among NFL leaders in KO return average and was tied for 3rd in the NFL with 6 KO returns of 40+ yards.

2011 Saw time in 13 games with 7 starts...Started at C, RG and LG during season, opening 1 game at C, 4 at RG and 2 at LG... Started his 1st game of the season at C vs. Green Bay (10/23), the 1st start of rookie QB Christian Ponder's career...Saw 1st extended action of season at Chicago (10/16), replacing injured starter John Sullivan at C in the 2nd half...Started 4-game span at RG in place of starter Anthony Herrera, the 1st of the 4 games coming at Carolina (10/30)...Started final 2 games of season at LG in place of starter Steve Hutchinson...Signed by Vikings on 9/12, a day after the season opener at San Diego...Spent training camp and preseason with Miami.

2010 Saw time in 15 games with Miami with career-high 14 starts at C...Started opening 9 games of the season...Missed lone game of season vs. Chicago (11/18) with knee injury.

2009 Started final 6 games of season at C for Miami...Earned 1st career start at Buffalo (11/29)...Played in all 16 games.

2008 Saw time on special teams for Dallas in opening 3 games of the season...Inactive for the final 11 games.

2007 Played in 1 game, the regular season finale, at Washington (12/30)...Inactive for 13 games...Dressed but did not play in 2 games...Was inactive for playoff game.

2006 Spent time with Miami and Dallas during season...Was inactive for all 16 games during season between the 2 clubs... Inactive in 11 games with Miami and 5 with Dallas after being claimed off waivers from Miami on 11/24.

2005 Saw action in 3 games as a rookie with Miami, each of the final 3 contests...Inactive in 12 games for the Dolphins... Signed off Carolina practice squad to Miami's 53-man roster in Week 1 of season on 9/7...Waived following preseason by Carolina and signed to Panthers practice squad the following day on 9/4...Originally drafted in 6th round (#183) by Carolina.

COLLEGE Was a 28-game starter at Michigan Tech at RT... Earned 1st-Team All-Great Lakes Intercollegiate Conference honors as a junior and senior...Earned Jim Langer Award as the top lineman in the Cactus Bowl, the Division II all-star game... Started 3 games as a redshirt freshman in 2001 at LT.

PREP Earned All-Conference honors and Academic All-State as a senior...Played 2 seasons of football at Newaygo High in Michigan...Served as team captain as a senior...Competed in field events on track team.

R U D-2?

The Vikings have several key contributors who have been fighting an uphill battle after playing collegiality at smaller Division II institutions. Joe Berger is the Vikings leader among the small-school players with 123 career games and 62 starts.

DIVISION II VIKINGS

PLAYER, SCHOOL	CAREER GP/GS
Joe Berger, C/G, Michigan Tech	123/62
Brandon Fusco, G, Slippery Rock	61/58
Adam Thielen, Minnesota State, Mankato	40/8
Charles Johnson, WR, Grand Valley State	31/13
Edmond Robinson, LB, Newberry	15/2
C.J. Ham, RB, Augustana	Practice Squad

STEADY AT CENTER

Joe Berger competed in his 83rd-consecutive game as a Viking at Philadelphia (10/23/16), marking the 2nd longest streak among centers in franchise history. Only Pro Football Hall of Fame inductee and Vikings Ring of Honor member Mick Tingelhoff has played in more consecutive games than Berger with 240.

MOST CONSECUTIVE GAMES PLAYED BY A VIKINGS CENTER

PLAYER, DATE RANGE	CONSECUTIVE GP
Mick Tingelhoff, 9/16/1962 - 12/17/1978	240
Joe Berger, 10/2/2011 - 10/31/2016	85
Dennis Swilley, 10/22/1978 - 12/17/1983	82

BERGER'S CAREER GAMES/STARTS

Year	GP/GS
2005 (Mia)	3/0
2006 (Mia/Dal)	0/0
2007 (Dal)	1/0
2008 (Dal)	3/0
2009 (Mia)	16/6
2010 (Mia)	15/14
2011 (Min)	13/7
2012 (Min)	16/0
Playoffs	1/0
2013 (Min)	16/2
2014 (Min)	16/9
2015 (Min)	16/16
Playoffs	1/1
2016 (Min)	8/8
Totals	123/62
Playoffs	2/1





ALEX BOONE #76

POSITION: GUARD
HEIGHT/WEIGHT: 6-8/310
DOB: 5-4-87
HOMETOWN: LAKEWOOD, OH

COLLEGE: OHIO STATE
ACQUIRED: FA '16
NFL SEASON: 7
VIKINGS SEASON: 1

2016 GP/GS
7/7

Career GP/GS
84/66 (77/59-SF;7/7-MIN)

Playoffs GP/GS
8/6-SF

- Started Super Bowl XLVII for 49ers against Baltimore.
- Entered NFL as a rookie free agent with San Francisco in 2009.
- Active supporter of veterans causes and military charities.

OFF THE FIELD Majored in history at OSU...Married to Dana, the couple has 3 children...The San Francisco Zoo named a rhinoceros Boone in his honor...Sought out mentorship from former NFL lineman and fellow Cleveland native LeCharles Bentley early in his NFL career and continues his offseason training with him in Arizona...Has a brother who served in Marine Corps and has a special affection for military charities and programs.

PRO joined Vikings as a priority free agent acquisition in 2016...Started in Super Bowl XLVII against Baltimore...Has 84 career games under his belt with 66 starts and has started 6 of the 8 playoff games he has been in, all coming with San Francisco...Did not move into starting lineup until his 4th NFL season, beginning his career in 2009 on 49ers practice squad... Vikings offensive line coach Tony Sparano served as 49ers TE coach in 2015...Boone was teammates with Vikings backup QB Shaun Hill with the 49ers in 2009, his rookie season...Earned San Francisco's Bobb McKittrick Award in 2013, honoring the 49ers lineman who best displays the qualities of the late offensive line coach for the club.

2016 Inactive (concussion/shoulder/knee) vs. Detroit (11/6)... Started at LG a Chicago (10/31), at Philadelphia (10/23) and vs. Houston (10/9)...Started at LG for an offensive line that helped total 104 rushing yards and did not permit a sack vs. NY Giants (10/3)...Started at LG at Carolina (9/25) and vs. Green Bay (9/18)...Started at LG for an O-line that did not permit a sack at Tennessee (9/11).

SUPER MEN

The 2016 Vikings have several players and coaches who have been on the NFL's biggest stage- the Super Bowl. Vikings free agent pickup Alex Boone helped San Francisco win the NFC title in 2012 and advance to Super Bowl XLVII, a thriller vs. Baltimore played in New Orleans. Defensive tackle Linval Joseph was a starter for the NY Giants when they won Super Bowl XLVI over New England in Indianapolis. Adam Zimmer helped New Orleans claim the Super Bowl XLIV title with a win over Indianapolis following the 2009 season. Zimmer and his father, Head Coach Mike Zimmer, are the rare family with a pair of Lombardi Trophies on the mantle. There are 4 members of the Vikings coaching staff who have played or coached in the big game and 3 who have won the game.

VIKINGS WITH SUPER BOWL EXPERIENCE

PARTICIPANT, TEAM	SUPER BOWL
Mike Zimmer, Dallas (coach).....	XXX vs. Pittsburgh
Norv Turner, Dallas (coach).....	XXVII vs. Buffalo, XXVIII vs. Buffalo
Hank Fraley, Philadelphia (player).....	XXXIX vs. New England
Adam Zimmer, New Orleans (coach).....	XLIV vs. Indianapolis
Linval Joseph, NY Giants (player).....	XLVI vs. New England
Austin Trattou, NY Giants (player).....	XLVI vs. New England
Alex Boone, San Francisco (player).....	XLVII vs. Baltimore
Ronnie Hillman, Denver (player).....	50 vs. Carolina

2015 Started all 13 games he played...Missed final 3 games of the season, going on injured reserve on 12/26...Season-opening game vs. Minnesota (9/14) was the 2nd game of a *Monday Night Football* double-header for opening weekend...Helped pave the way for Carlos Hyde to run for 168 yards and 2 TDs in the 20-3 upset win over Minnesota (9/14).

2014 Started 14 games and played in 15 on the season...Squad went 8-8 and fell out of the playoffs after a 3-year streak in the postseason...Helped set a franchise record with 355 yards rushing vs. San Diego (12/20), the highest mark in the NFL since 2007.

2013 Started all 16 regular season games and all 3 playoff contests...Helped 49ers go 12-4 and finish 2nd in the NFC West, and advance to NFC Championship game at Seattle, a narrow 23-17 loss to their division rivals...Team piled up 494 yards in the season opener vs. Green Bay (9/8), 404 through the air... Helped 3 San Francisco RBs into the end zone at St. Louis (9/26)...Helped carve up Falcons defense vs. Atlanta (12/23) for 199 yards rushing on 30 carries, an average of 6.6.

2012 In 1st season starting opened all 16 regular season games and all 3 in playoffs, advancing to face Baltimore in Super Bowl XLVII...Niners won the NFC West with an 11-4-1 mark...Topped Green Bay 45-31 in NFC Divisional Playoff (1/12/13) and won at Atlanta 28-24 in NFC Championship game (1/20/13)...Boone and the San Francisco line were honored as 2012 Madden Most Valuable Protectors of the Year...Made 1st career start in season opener at Green Bay (9/9), helping Frank Gore rush for 112 yards to become 1st Niners back to crack 100 yards in opener since Garrison Hearst...Team set club record with 621 yards of offense vs. Buffalo (10/7), 311 rushing and 310 passing, also setting an NFL mark as the 1st team with 300+ passing and rushing in the same game. QB Alex Smith threw for 300+, WR Michael Crabtree (113) and TE Vernon Davis (106) each had 100+ receiving and Gore (106) ran for 100+ while the line did not allow a sack in the game...Set an NFL playoff record vs. Green Bay (1/12/13) in Divisional Playoff with 2 players rushing for 100+ with Gore (119) and QB Colin Kaepernick (181) and had a 100+ receiver with Crabtree (119), helping set a 49ers playoff record with 579 yards of offense in the game...In an extremely close 34-31 Super Bowl loss, the 49ers offense became the 1st in Super Bowl history to have a 300+ passer- Kaepernick (302), a 100+ rusher- Gore (110) and 2 receivers break 100+ with Crabtree (109) and Davis (104).

BOONE'S CAREER GAMES/STARTS

Year	GP/GS
2009 (SF).....	PS
2010 (SF).....	1/0
2011 (SF).....	16/0
Playoffs.....	2/0
2012 (SF).....	16/16
Playoffs.....	3/3
2013 (SF).....	16/16
Playoffs.....	3/3
2014 (SF).....	15/14
2015 (SF).....	13/13
2016 (Min).....	7/7
Totals	84/66
Playoffs	8/6


2011 Played in all 16 regular season games and both playoff contests for the NFC West Champions, posting 13-3 mark... Team won NFC Divisional Playoff game vs. New Orleans 36-32 and advanced to NFC Championship game vs. NY Giants (1/22/12), a 20-17 OT loss to the Giants, who went on to win Super Bowl XLVI...Saw action in short-yardage packages and on special teams...Played extensively at LT when starter Joe Staley left game at Arizona (12/11) with head injury.

2010 Made NFL debut in Week 17 game vs. Arizona (1/2/11), playing at LT...Was inactive each of the opening 15 games of the season...Made 53-man roster following training camp and preseason, his 1st season on the active roster.

2009 Spent rookie campaign on practice squad for all 17 weeks of the season...Released in final roster cuts and then signed to practice squad...Went through training camp and preseason with 49ers...Originally joined San Francisco as a rookie free agent on 4/30/09.

COLLEGE Started 35 of his 46 career games played for Buckeyes...Team went 41-8 during his tenure...Earned All-America honors as a senior...Named 1st-Team All Big Ten as a senior and 2nd-Team as a junior...Regular starter on OSU teams as a sophomore and junior that advanced to the national championship games- losing to Florida as a sophomore and losing to LSU as a junior...Helped Buckeyes to 4 Big Ten titles during his career.

PREP Named All-Ohio as a junior and senior at St. Edward High in Cleveland...A 3-year starter in football...Earned Parade and USA Today All-America honors...Helped football team to state title game as a junior...Competed in track and basketball.



MORITZ BÖHRINGER #81

POSITION: WIDE RECEIVER
HEIGHT/WEIGHT: 6-4/225
DOB: 10-16-93
HOMETOWN: Aalen, Germany

COLLEGE: NONE
ACQUIRED: D6a (#180) '16
NFL SEASON: R
VIKINGS SEASON: R

2016 GP/GS PS **Career GP/GS** 0/0 **Playoffs GP/GS** 0/0

- 1st-ever player drafted by an NFL team directly from Europe.
- Started playing competitive American football in 2013.

OFF THE FIELD Was majoring in mechanical engineering at University Aalen with an expected graduation date of 2017 prior to being drafted...Started playing competitive American football in 2013...Inspired to pick up the game by watching highlight videos of Vikings running back Adrian Peterson...Played soccer for DJK Aalen and TSG Hofhermweiler...Father, Guenter, is an engineer and mother, Katrin Fassmeyer, is a museum worker... Has 2 brothers, Paul and Tim, and 1 sister, Ronja.

PRO 1st-ever player to be drafted by an NFL team directly from Europe...Selected in the 6th round (#180) in the 2016 NFL Draft.


2016 Joined the Vikings practice squad on 9/4.


GFL/CLUB Played for the Schwäbisch Hall Unicorns of the German Football League in 2015...Was named the GFL's Rookie of the Year after catching 70 passes for 1,461 yards and 16 TDs in 21 games played...Played for the Crailsheim Titans club team from 2013-14...In 9 games in 2014, totaled 51 receptions for 1,697 yards and 21 TDs...Had 43 catches for 1,169 yards and 20 TDs in 2013 playing in 10 games...Also recorded 6 INTs and returned 3 for TDs during the 2013 season.

PREP Prepped at Schubart-Gymnasium Aalen, where he played soccer.

BÖHRINGER'S GFL/CLUB TOTALS

Year	GP	No.	RECEIVING		
			Yds.	Avg.	TD
2013 (Titans)	10	43	1,169	27.2	20
2014 (Titans)	9	51	1,697	33.3	21
2015 (Unicorns)	21	70	1,461	20.9	16
Total	40	164	4,327	26.4	57





SAM BRADFORD #8

POSITION: QUARTERBACK

HEIGHT/WEIGHT: 6-4/224

DOB: 11-8-87

HOMETOWN: OKLAHOMA CITY, OK

COLLEGE: OKLAHOMA

ACQUIRED: T (PHI) '16

NFL SEASON: 7

VIKINGS SEASON: 1

2016 GP/GS

7/7

Career GP/GS

70/70 (49/49-STL, 14/14-PHI, 7/7-MIN) 0/0

Playoffs GP/GS

0/0

- Has thrown for 16,505 yards, 87 TDs, 53 INTs and an 82.7 passer rating in his 70 career games (all starts).
- Set Eagles franchise records in completions (346) and completion percentage (65.0) and finished 4th in team history with 3,725 passing yards in his lone season with the club (2015).
- Selected No. 1 overall by the St. Louis Rams in the 2010 NFL Draft and earned **NFL Offensive Rookie of the Year** and set the league's rookie completion record (354).
- Became just the 2nd underclassman in NCAA history to win the **Heisman Trophy**, leading the Sooners to a 2009 BCS National Championship Game appearance.

OFF THE FIELD Was an honor student and finance major at Oklahoma...Rang the opening bell at the New York Stock Exchange 3 days after winning the Heisman Trophy; the Dow rose 100 points that day...Father, Kent, was a 2-year (1977-78) letterman on the Oklahoma offensive line...Enjoys playing golf and was introduced to the sport by his grandfather at age 5.

HONORS Named the 2010 **NFL Offensive Rookie of the Year** by the *Associated Press*...Earned the 2008 **Heisman Trophy**, becoming just the 2nd underclassman in NCAA history to achieve the honor.

PRO Has registered 16,505 yards, 87 TDs, 53 INTs and an 82.7 passer rating in his 70 career games (all starts) since entering the league in 2010...Totalled 346 completions for a 65.0% completion rate, both Philadelphia single-season franchise records, and finished fourth in team history with 3,725 passing yards in 2015...Set rookie records in completions (354) and attempts (590), ranking 2nd in NFL history among rookies in passing yards (3,512) and earning **NFL Offensive Rookie of the Year** honors in 2010...Completed 174-consecutive passes without an interception in 2010, also an NFL rookie record...Became just the 4th rookie quarterback to play all of his team's snaps during a 16-game regular season and the only rookie quarterback to do so in 2010.

2016 Ranks 4th in passer rating (99.0) and 2nd in completion percentage (68.3%) by a Vikings QB through Week 9 of a season...1 of 2 QBs in franchise history to throw just 1 INT through Week 9 of a season (Rich Gannon - 1991)...Helped the Vikings become the 2nd team since 1933 (Los Angeles Rams, 1969) to start 5-0 without throwing an INT...Recorded 273 yards, 1 TD, 0 INTs and a 103.4 passer rating on 31 of 40 attempts (77.5%) vs. Detroit (11/6)...Connected with 10 different receivers against the Lions, including himself, becoming the 7th QB in team history (1st since Christian Ponder - vs. Detroit, 11/11/12) to catch his own pass...Threw for 228 yards, 1 TD and an 88.6 passer rating on 23 of 37 passing (62.2%) at Chicago (10/31)...Totalled 224 yards, 1 TD and 1 INT on 24-of-41 passing (58.5%) for a 71.6 passer rating at Philadelphia (10/23)...Completed 22 of 30 passes (73.3%) for 271 yards, 2 TDs and 0 INTs for a 123.1 passer rating vs. Houston (10/9)...Recorded 262 yards and 1 TD on 26 of 36 passing for a 101.9 rating vs. NY Giants (10/3)...Notched the 3rd best completion percentage (72.2) in a Monday Night Football game in team history against the Giants...Was 18-of-28 passing (64.3%) for 171 yards, 1 TD, 0 INTs and a 93.0 passer rating at Carolina (9/25)...Completed 22 of 31 passes (71.0%)

for 286 yards, 2 TDs, 0 INTs and a 121.2 passer rating in the 1st-ever regular season game at U.S. Bank Stadium vs. Green Bay (9/18)...Ranked top-5 in multiple passing categories by a QB a debut game for the Vikings: passing yards (1st), passer rating (5th), completions (2nd)...Was active, but did not play at Tennessee (9/11).

2015 Competed in 14 games (all starts), recording Eagles franchise records in completions (346) and completion percentage (65.0%) while totaling the fourth-most passing yards (3,725) in club history...Set a single-game record with a 78.9% completion rate (30-of-38) by an Eagles quarterback with more than 30 attempts, posting 320 yards, 2 TDs and a 108.3 passer rating at NY Giants (1/3/16)...Tied an Eagles franchise record with 37 completions and threw for a career-best 380 yards vs. Washington (12/26).

2014 Missed the 2014 campaign, his final season with the Rams, after suffering a season-ending injury (anterior cruciate ligament tear) in a preseason matchup vs. Cleveland (8/23/14).

2013 Ranked 8th in the NFL with 159 completions and tied for 5th with 14 TD passes prior to sustaining a season-ending knee injury vs. Carolina (10/23) and being placed in Injured Reserve (10/23)...Tallied a career-high 134.6 passer rating, completing 12 of 16 passes for 117 yards and 3 TDs (3rd 3-TD performance of the season), at Houston (10/13)...Registered a 105.3 passer rating on 222 yards and 3 TDs vs. Jacksonville (10/6)...Recorded 352 passing yards and 3 TDs at Atlanta (9/15)...Completed 27 of 38 passes (71.1%) for 299 yards and 2 TDs (100.7 passer rating) vs. Arizona (9/8).

2012 Threw for 3,702 yards, 21 TDs (career high) and an 82.6 passer rating in 16 games (all starts)...Connected with TE Lance Kendricks on a career-long 80-yard TD strike at Tampa Bay (12/23)...Completed a 13-yard TD pass to WR Brandon Gibson to cap a 14-play, 84-yard game-winning drive in the 4th quarter at Buffalo (12/9)...Posted 275 yards and 2 TDs on 26-of-29 passing at San Francisco (11/11)...Threw for 315 yards and notched a rushing TD at Miami (10/14)...Completed 26 of 35 passes (74.3%) for 310 yards and 3 TDs vs. Washington (9/16).

2011 Started 10 games, missing 6 due to injury, and totaled 2,164 yards and 6 TDs on 191-of-357 passing...Registered 321 yards on 28-of-44 passing at Green Bay (10/16)...Notched a then-career-high 331 passing yards at NY Giants (9/19).

2010 Received **NFL Offensive Rookie of the Year** accolades by the *Associated Press* after completing 354 passes on 590 attempts (both league rookie records) for 3,512 yards, 2nd most among rookies in NFL history behind Peyton Manning's 3,739 yards in 1998...Registered the 5th-most passing TDs (18) by a rookie in league history...Completed an NFL-rookie-record 174-consecutive passes without an interceptions...Recorded his 1st-career 300-yard passing game at Den. (11/28), throwing for 308 yards and 3 TDs (113.3 passer rating)...Totalled 253 yards and one touchdown in his first career start, completing 32 of 55 passes, vs. Arizona (9/12).

COLLEGE Became just the 2nd underclassman in NCAA history to win the **Heisman Trophy** after leading the country in TD passes (50) and passing efficiency (180.84) in 2008...Also won the Davey O'Brien Award, Sammy Baugh Trophy and the Chic Harley Award following the 2008 campaign...Became the program's all-time leader in 15 categories, including passing yards (8,403), passing TDs (88) and completion percentage (67.6) as a 3-year starter...Eclipsed the 8,000-yard passing mark for the first time in program history as a redshirt junior in 2009...Led the Sooners to the 2008 BCS National Championship Game and became the 1st OU quarterback to win 2 Big 12 titles...Earned Big 12 Offensive Player of the Year and 1st-team All-American honors by the *Associated Press* and *Sporting News* after setting school records for passing yards (4,720), total offense (4,767), TDs (50) and 300-yard passing games (12)...Finalist for the Manning Award (nation's top quarterback) as a redshirt freshman after setting an NCAA freshman record with 36 TD passes...Named *Sporting News* Freshman of the Year and garnered freshman All-American honors from several outlets...Redshirted as a true freshman in 2006.



PREP Named to the Oklahoma Coaches Association All-State Team and 2nd-team All-State squad by *The Oklahoman* after throwing for 2,422 yards and 19 TDs as a senior at Putnam City North (OK)...Also earned all-city honors as a junior...Was a standout basketball player, averaging 18.4 points and 10.5 rebounds as a senior, and played on the golf team.

BRADFORD'S NFL TOTALS

Year.....	GP/GS	Att	Comp	Pct	Yds	TD	INT	Lg	Sk/Yds	Rtg	Rush	Yds	TD
2010 (StL).....	16/16	590	354	60.0%	3,512	18	15	49	34/244	76.5	27	63	1
2011 (StL).....	10/10	357	191	53.5%	2,164	6	6	68	36/248	70.5	18	26	0
2012 (StL).....	16/16	551	328	59.5%	3,702	21	13	80t	35/233	82.6	36	124	1
2013 (StL).....	7/7	262	159	60.7%	1,687	14	4	73	15/97	90.9	15	31	0
2014 (StL).....	0/0												
INJURED RESERVE													
2015 (Phi).....	14/14	532	346	65.0%	3,725	19	14	78t	28/200	86.4	26	39	0
2016 (Min.).....	7/7	243	166	68.3%	1,715	9	1	46	21/142	99.0	10	-2	0
Totals	70/70	2,535	1,544	60.9%	16,505	87	53	80t	169/1,164	82.7	132	281	2

Record as Starter: Record as Starter: 29-39-1; 7-9 in 2010, 1-9 in 2011, 7-8-1 in 2012, 3-4 in 2013, 7-7 in 2015, 4-3 in 2016.

SINGLE-GAME CAREER HIGHS

Attempts.....56 vs. Washington, 12/26/15
 Completions37 vs. Washington, 12/26/15
 Passing Yards380 vs. Washington, 12/26/15
 Passing TDs3 7x, last at Washington 10/4/15
 Passer Rating (min. 20).... 123.1 vs. Houston, 10/9/16
 Interceptions3 vs. Arizona, 9/12/10; vs. NY Giants, 10/19/15
 Long Pass80t at Tampa Bay, 12/23/12
 2-Point Conversions1 vs. Arizona, 9/8/13 (Run)
 Rushes.....6 vs. San Diego, 10/17/10
 Rush Yards.....34 at Miami, 10/14/12
 Rushing TD1 at New Orleans, 12/12/10; at Miami, 10/14/12
 Rush Yards.....43 vs. Green Bay, 11/22/15

HOT-HAND SAM

Sam Bradford posted an historic 1st half to the season, ranking near the top in several passing categories in team history through Week 9.

PASSER RATING WEEKS 1-9 / VIKINGS HISTORY

RK	QB (SEASON)	PCT
1	Daunte Culpepper (2004).....	71.8
2	Sam Bradford (2016)	68.3
3	Brett Favre (2009).....	68.0
4	Daunte Culpepper (2001).....	64.5
5	Daunte Culpepper (2005).....	64.4

COMPLETION PERCENTAGE WEEKS 1-9 / VIKINGS HISTORY

RK	QB (SEASON)	PASSER RATING
1	Daunte Culpepper (2004).....	115.0
2	Randall Cunningham (1998).....	114.3
3	Brett Favre (2009).....	106.0
4	Sam Bradford (2016)	99.0
5	Tommy Kramer (1986).....	98.8

BRADFORD'S CAREER GAME-BY-GAME (*starts; scores for games started only; games with 100+ passer rating in bold)

2010 ST. LOUIS	Att.	Comp.	Yards	Pct.	TD	INT	Lg	Sk/Yds	Rating	Rush	Yds	TD	Score
9/12..... Arizona*	55	32	253	58.2	1	3	39	2/13	53.1	0	0	0	L 13-27
9/19..... @ Oakland*	25	14	167	56.0	2	1	36	3/32	86.6	0	0	0	L 14-16
9/26..... Washington*	37	23	235	62.2	1	1	30	1/3	78.1	1	2	0	W 30-16
10/3..... Seattle*	41	23	289	56.1	2	1	49	4/28	84.3	2	8	0	W 30-3
10/10..... @ Detroit*	45	23	215	51.0	0	2	30	1/2	46.1	0	0	0	L 6-44
10/17..... San Diego*	31	18	198	58.1	1	0	38t	3/15	87.8	6	8	0	W 20-17
10/24..... @ Tampa Bay*	26	13	126	50.0	2	0	19	1/2	89.6	2	2	0	L 17-18
10/31..... Carolina*	32	25	191	78.1	2	0	33	2/7	112.4	5	2	0	W 20-10
11/4..... @ San Francisco*	42	30	251	71.4	1	0	25	3/23	94.4	2	11	0	L 20-23
11/21..... Atlanta*	42	27	233	64.3	2	1	25t	0/0	84.7	1	17	0	L 17-34
11/28..... @ Denver*	37	22	308	59.5	3	0	45	2/0	113.3	1	-1	0	W 36-33
12/5..... @ Arizona*	29	18	187	62.1	0	1	26	2/18	66.3	3	7	0	W 19-6
12/12..... @ New Orleans*	32	18	231	56.3	0	2	32	3/40	53	2	5	1	L 13-31
12/19..... Kansas City*	43	21	181	48.8	0	2	25	3/26	40.9	2	2	0	L 13-27
12/26..... San Francisco*	37	28	292	75.7	1	0	46	1/17	107	0	0	0	W 25-17
1/2/2011 @ Seattle*	36	19	155	52.8	0	1	20	3/18	52.4	0	0	0	L 6-16
Totals	590	354	3,512	60.0	18	15	49	34/244	76.5	27	63	1	
2011 ST. LOUIS	Att.	Comp.	Yards	Pct.	TD	INT	Lg	Sk/Yds	Rating	Rush	Yds	TD	Score
9/11..... Philadelphia*	30	17	188	56.7	0	0	31	4/22	75.4	1	-15	0	L 13-31
9/19..... @ NY Giants*	46	22	331	47.8	1	0	68	2/23	79.2	3	15	0	L 16-28
9/25..... Baltimore*	32	16	166	50.0	1	1	34t	5/34	62.8	3	22	0	L 7-37
10/2..... Washington*	43	20	164	46.5	1	0	25	7/37	64.5	0	0	0	L 10-17
10/16..... @ Green Bay*	45	29	328	64.4	0	1	45	3/22	76.9	2	0	0	L 3-24
10/23..... @ Dallas	DID NOT PLAY												
10/30..... New Orleans	DID NOT PLAY												
11/6..... @ Arizona*	36	23	255	63.9	0	1	26	4/22	73.3	1	2	0	L 12-19
11/13..... @ Cleveland*	25	15	155	60.0	1	1	24	1/7	74.6	4	3	0	W 13-12
11/20..... Seattle*	40	20	181	50.0	1	1	30t	5/38	60.5	2	0	0	L 7-24
11/27..... Arizona*	31	17	203	54.8	1	0	35	2/17	85.8	0	0	0	L 20-23
12/4..... @ San Francisco	DID NOT PLAY												
12/12..... @ Seattle*	29	12	193	41.4	0	1	50	3/26	49.9	2	-1	0	L 13-30
12/18..... Cincinnati	DID NOT PLAY												
12/24..... @ Pittsburgh	DID NOT PLAY												
1/1/2012 San Francisco	DID NOT PLAY												
Totals	357	191	2,164	53.5	6	6	68	36/248	70.5	18	26	0	
2012 ST. LOUIS	Att.	Comp.	Yards	Pct.	TD	INT	Lg	Sk/Yds	Rating	Rush	Yds	TD	Score
9/9..... @ Detroit*	25	17	198	68.0	1	0	23t	4/25	105.1	2	2	0	L 23-27
9/16..... Washington*	35	26	310	74.3	3	1	56	2/9	117.6	3	10	0	W 31-28
9/23..... @ Chicago*	35	18	152	51.4	0	2	30	6/51	39.2	2	14	0	L 6-23
9/30..... Seattle*	30	16	221	53.3	0	1	52	2/12	63.3	2	-2	0	W 19-13
10/4..... Arizona*	21	7	141	33.3	2	1	51t	1/10	69.7	5	0	0	W 17-3
10/14..... @ Miami*	39	26	315	66.7	0	0	65	3/15	91.3	4	34	1	L 14-17
10/21..... Green Bay*	34	21	255	61.8	1	1	56	3/9	82.4	0	0	0	L 20-30
10/28..... New England*	30	22	205	73.3	1	1	50t	2/25	88.9	2	0	0	L 7-45
11/11..... @ San Francisco*	39	26	275	66.7	2	0	36t	2/16	104.1	1	0	0	T 24-24 (OT)
11/18..... NY Jets*	44	23	170	52.3	2	1	36	1/3	67.4	1	7	0	L 13-27
11/25..... @ Arizona*	17	8	205	47.1	2	1	38	2/11	106.3	2	1	0	W 31-17
12/2..... San Francisco*	39	26	221	66.7	0	0	22	2/13	81.3	3	31	0	W 16-13
12/9..... @ Buffalo*	39	19	209	48.7	1	1	24	1/2	62.9	4	13	0	W 15-12
12/16..... Minnesota*	55	35	377	63.6	3	1	26	4/32	94.3	2	9	0	L 22-36
12/23..... @ Tampa Bay*	27	13	196	48.1	2	1	80t	0/0	81.7	2	-1	0	W 28-13
12/30..... @ Seattle*	42	25	252	59.5	1	1	37	0/0	74.7	1	6	0	L 13-20
Totals	551	328	3,702	59.5	21	13	80t	35/233	82.6	36	124	1	

BOUNCE-BACK QUARTERBACK

After missing the 2014 campaign (ACL), Bradford set Eagles single-season records in completions and completion percentage.

SINGLE-SEASON COMPLETION PERCENTAGE BY AN EAGLES QB			SINGLE-SEASON COMPLETIONS BY AN EAGLES QB		
RK	QBPCT	RK	QB COMPLETIONS
1	Sam Bradford (2015)	65.0	1	Sam Bradford (2015)	346
2	Mark Sanchez (2014)	64.1	2	Donovan McNabb (2008)	345
3	Nick Foles (2013)	64.0	3	Donovan McNabb (2000)	330
4	Donovan McNabb (2004)	64.0	4	Randall Cunningham (1988)	301
5	Mike Vick (2010)	62.6	5	Donovan McNabb (2004)	300

2013 ST. LOUIS.....	Att.	Comp.	Yards	Pct.	TD	INT	Lg	Sk/Yds	Rating	Rush	Yds	TD	Score
9/8 Arizona*	38	27	299	71.1	2	1	47	0/0	100.7	2	1	0	W 27-24
9/15.....@ Atlanta*	55	32	352	58.2	3	1	47	0/0	87.8	3	25	0	L 24-31
9/22.....@ Dallas*	48	29	240	60.4	1	0	29	6/43	80.2	0	0	0	L 7-31
9/26.....San Francisco*	41	19	202	46.3	1	1	27	5/32	59.2	3	-4	0	L 11-35
10/6.....Jacksonville*	34	19	222	55.9	3	0	31t	2/14	105.3	5	4	0	W 34-20
10/13.....@ Houston*	16	12	117	75.0	3	0	34	0/0	134.6	1	4	0	W 38-13
10/20.....@ Carolina*	30	21	255	70.0	1	1	73	2/8	93.1	1	1	0	L 15-30
10/28.....Seattle.....	DID NOT PLAY												
11/3.....Tennessee	DID NOT PLAY												
11/10.....@ Indianapolis.....	DID NOT PLAY												
11/24.....Chicago.....	DID NOT PLAY												
12/1.....@ San Francisco	DID NOT PLAY												
12/8.....@ Arizona	DID NOT PLAY												
12/15.....New Orleans.....	DID NOT PLAY												
12/22.....Tampa Bay.....	DID NOT PLAY												
12/29.....@ Seattle.....	DID NOT PLAY												
Totals	262	159	1,687	60.7	14	4	73	15/97	90.9	15	31	0	

SAM STEPS IN

On Tuesday, August 30, Vikings QB Teddy Bridgewater suffered a season-ending knee injury during a non-contact drill in practice. Four days later (9/3), the Vikings acquired Sam Bradford via trade with the Philadelphia Eagles.

After Shaun Hill led Minnesota to a 25-16 Week 1 victory at Tennessee (9/11), Bradford got the start in the 1st-ever regular season game played in U.S. Bank Stadium against divisional Green Bay (9/18).

Against the Packers, Bradford set a team record for most passing yards in the 1st game played as the Vikings QB and registered the 5th-best passer rating (121.2) in such contests.

PASSING YARDS IN 1ST GAME AS VIKINGS QB

RK	QB (Opponent)	Yards
1	Sam Bradford (vs. Green Bay, 9/18/2016)	286
2	Fran Tarkenton (vs. Chicago, 9/17/1961)	250
3	Tony Adams (vs. Green Bay, 10/4/1987)	234

PASSER RATING IN 1ST GAME AS VIKINGS QB

RK	QB (Opponent)	Passer Rating
1	Gus Frerotte (vs. San Francisco, 9/28/2003)	157.2
2	Fran Tarkenton (vs. Chicago, 9/17/1961)	148.6
3	Todd Bouman (vs. Tennessee, 12/9/2001)	131.5
4	Matt Cassel (vs. Pittsburgh, 9/29/2013)	123.4
5	Sam Bradford (vs. Green Bay, 9/18/2016)	121.2

ATTEMPTS IN 1ST GAME AS VIKINGS QB

RK	QB (Opponent)	Attempts
1	Spergon Wynn (vs. Jacksonville, 12/23/2001)	39
2	Warren Moon (at Green Bay, 9/4/1994)	37
3	Sam Bradford (vs. Green Bay, 9/18/2016)	31

COMPLETIONS IN 1ST GAME AS VIKINGS QB

RK	QB (Opponent)	Completions
1	Spergon Wynn (vs. Jacksonville, 12/23/2001)	24
2	Sam Bradford (vs. Green Bay, 9/18/2016)	22
3	Warren Moon (at Green Bay, 9/4/1994)	20

TD PASSES IN 1ST GAME AS VIKINGS QB

RK	QB (Opponent)	TD Passes
1	Fran Tarkenton (vs. Chicago, 9/17/1961)	4
2t	Sam Bradford (vs. Green Bay, 9/18/2016)	2
2t	Matt Cassel (vs. Pittsburgh, 9/29/2013)	2



A QB'S BEST FRIEND

Entering Week 10, the Vikings defense ranks among the NFL's best, allowing the 2nd fewest points (15.8) and 3rd fewest yards (298.9) per game. During his 1st 6 years in the league, Bradford never benefited from a defense that finished the season ranked higher than 12th in yards or points allowed.

SAM BRADFORD'S DEFENSES BY SEASON

Season (Team)	YPG Allowed	PPG Allowed
2016 (Min.)	298.9 (3rd)	15.8 (2nd)
2015 (Phi.)	401.6 (30th)	26.9 (28th)
2014 (StL)	351.6 (17th)	22.1 (t-16th)
2013 (StL)	345.0 (15th)	22.8 (13th)
2012 (StL)	342.6 (14th)	21.8 (t-14th)
2011 (StL)	358.4 (22nd)	25.4 (26th)
2010 (StL)	336.8 (19th)	20.5 (12th)

BULLSEYE BRADFORD

Sam Bradford has been 1 of the NFL's most efficient QBs since Week 17 of the 2015 season, ranking 2nd in completion percentage (69.8) and 5th in passer rating (100.5) while throwing 11 TDs and 2 INTs during that span.

NFL COMPLETION PERCENTAGE LEADERS / SINCE 2015 WEEK 17

RK	QB (Team)	Percentage
1	Drew Brees (NO)	70.4
2	Sam Bradford (Phi-Min)	69.8
3	Matt Ryan (Atl)	69.3
4	Matthew Stafford (Det)	67.8
5	Kirk Cousins (Was)	67.6

NFL PASSER RATING LEADERS / SINCE 2015 WEEK 17

RK	QB (Team)	Rating
1	Matt Ryan (Atl)	117.3
2	Drew Brees (NO)	106.5
3	Dak Prescott (Dal)	104.2
4	Matthew Stafford (Det)	103.5
5	Sam Bradford (Phi-Min)	100.5

Sam Bradford and Rich Gannon are the only 2 QBs in franchise history to throw just 1 INT through Week 9 of a season (min. 100 attempts).

INTERCEPTIONS THROUGH WEEK 9 IN VIKINGS HISTORY (MIN. 100 ATTEMPTS)

RK	QB (Season)	INTs
1	Sam Bradford (2016)	1
	Rich Gannon (1991)	1
3	Daunte Culpepper (2003)	2
	Steve Dils (1981)	2
	Donovan McNabb (2011)	2

2015 PHILADELPHIA.....	Att.	Comp.	Yards	Pct.	TD	INT	Lg	Sk/Yds	Rating	Rush	Yds	TD	Score
9/14@ Atlanta*.....	37	36	336	69.2	1	2	25	0/0	77.1	0	0	0	L 24-26
9/20Dallas*.....	52	23	224	62.2	1	2	32	1/5	65.6	2	9	0	L 10-20
9/27@ NY Jets*.....	28	14	118	50.0	1	0	23t	1/10	73.2	3	-2	0	W 24-17
10/4.....@ Washington* ...	28	15	270	53.6	3	0	62t	5/37	122.6	1	14	0	L 20-23
10/11.....New Orleans*.....	45	32	333	71.1	2	2	41t	0/0	88.5	1	3	0	W 39-17
10/19.....NY Giants*.....	38	24	280	63.2	1	3	43	1/10	61.3	5	2	0	W 27-7
10/25.....@ Carolina*.....	46	26	205	56.5	0	1	24	5/33	58.7	3	6	0	L 16-27
11/8@ Dallas*.....	36	25	295	69.4	1	0	44	1/8	103.4	1	-1	0	W 33-27
11/15Miami*.....	25	19	236	76.0	1	0	60	4/39	118.1	1	0	0	L 19-20
11/22Tampa Bay.....	DID NOT PLAY												
11/26Detroit.....	DID NOT PLAY												
12/6.....@ New England* ...	24	14	120	58.3	2	0	20	1/0	99.3	1	-1	0	W 35-28
12/13Buffalo*.....	38	23	247	60.5	1	1	53t	1/15	77.4	3	3	0	W 23-20
12/20Arizona*.....	41	28	361	68.3	2	2	78t	2/11	91.6	1	4	0	L 17-40
12/26.....Washington*.....	56	37	380	66.1	1	0	43	5/27	91.4	2	4	0	L 24-28
1/3/16...@ NY Giants*.....	38	30	320	78.9	2	1	60	1/5	108.3	2	-2	0	W 35-30
Totals.....	532	346	3,725	65.0	19	14	78t	28/200	86.4	26	39	0	
2016 MINNESOTA.....	Att.	Comp.	Yards	Pct.	TD	INT	Lg	Sk/Yds	Rating	Rush	Yds	TD	Score
9/11@ Tennessee.....	DID NOT PLAY												
9/18vs. Green Bay*.....	31	22	286	71.0%	2	0	46	4/32	121.2	1	-3	0	W 17-14
9/25@ Carolina*.....	28	18	171	64.3%	1	0	19	2/18	93.0	2	-2	0	W 22-10
10/3vs. NY Giants*.....	36	26	262	72.2%	1	0	40	0/0	101.9	4	6	0	W 24-10
10/9vs. Houston*.....	30	22	271	73.3%	2	0	36t	2/16	123.1	2	-2	0	W 31-13
10/23.....@ Philadelphia*.....	41	24	224	58.5%	1	1	27	6/35	71.6	1	-1	0	L 10-21
10/31@ Chicago*.....	37	23	228	62.2%	1	0	31	5/27	88.6	0	0	0	L 10-20
11/6vs. Detroit*.....	40	31	273	77.5%	1	0	32	2/14	103.4	0	0	0	L 16-22 (OT)
11/13@ Washington.....													
11/20vs. Arizona.....													
11/24@ Detroit.....													
12/1vs. Dallas.....													
12/11.....@ Jacksonville.....													
12/18vs. Indianapolis.....													
12/24.....@ Green Bay.....													
1/1/17vs. Chicago.....													
Totals.....	CP/GS: 7/7	243	166	1,715	68.3%	9	1	46	21/142	99.0	10	-2	0



BRADFORD'S TOUCHDOWNS

GAME	Play
vs. Arizona, 9/12/10.....	1 pass to L. Robinson
at Oakland, 9/19/10.....	7 pass to M. Clayton, 17 pass to M. Clayton
vs. Washington, 9/26/10.....	3 pass to D. Fells
vs. Seattle, 10/3/10.....	15 pass to B. Gibson, 21 pass to K Darby
vs. San Diego, 10/17/10.....	38 pass to D. Alexander
at Tampa Bay, 10/24/10.....	5 pass to D. Amendola, 2 pass to M. Hoonmanawanui
vs. Carolina, 10/31/10.....	2 pass to D. Amendola, 23 pass to D. Fells
at San Francisco, 11/14/10.....	5 pass to D. Amendola
vs. Atlanta, 11/21/10.....	25 pass to M. Hoonmanawanui, 13 pass to B. Gibson
at Denver, 11/28/10.....	36 pass to M. Hoonmanawanui, 2 pass to B. Bajema, 26 pass to Bajema
vs. New Orleans, 12/12/10.....	1 run
vs. San Francisco, 12/26/10.....	3 pass to L. Robinson
at NY Giants, 9/19/11.....	19 pass to D. Alexander
vs. Baltimore, 9/25/11.....	34 pass to B. Gibson
vs. Washington, 10/2/11.....	15 pass to S. Jackson
at Cleveland, 11/13/11.....	7 pass to B. Lloyd
vs. Seattle, 11/20/11.....	30 pass to B. Lloyd
vs. Arizona, 11/27/11.....	16 pass to B. Lloyd
at Detroit, 9/9/12.....	23 pass to B. Gibson
vs. Washington, 9/16/12.....	1 pass to D. Amendola, 34 pass to B. Gibson, 1 pass to M. Mulligan
vs. Arizona, 10/4/12.....	7 pass to L. Kendricks, 51 pass to C. Givens
at Miami, 10/14/12.....	1 run
vs. Green Bay, 10/21/12.....	3 pass to A. Pettis
vs. New England, 10/28/12.....	50 pass to C. Givens
at San Francisco, 11/11/12.....	36 pass to B. Quick, 2 pass to A. Pettis
vs. NY Jets, 11/18/12.....	1 pass to B. Gibson, 2 pass to B. Gibson
at Arizona, 11/25/12.....	37 pass to L. Kendricks, 37 pass to C. Givens
at Buffalo, 12/9/12.....	13 pass to B. Gibson
vs. Minnesota, 12/16/12.....	4 pass to B. Quick, 6 pass to D. Amendola, 6 pass to L. Kendricks
at Tampa Bay, 12/23/12.....	80 pass to L. Kendricks, 5 pass to A. Pettis
at Seattle, 12/30/12.....	2 pass to A. Pettis
vs. Arizona, 9/8/13.....	13 pass to J. Cook, 1 pass to J. Cook
at Atlanta, 9/15/13.....	6 pass to T. Austin, 3 pass to A. Pettis, 10 pass to T. Austin
at Dallas, 9/22/13.....	4 pass to A. Pettis
vs. San Francisco, 9/26/13.....	6 pass to L. Kendricks
vs. Jacksonville, 10/6/13.....	16 pass to L. Kendricks, 4 pass to A. Pettis, 31 pass to A. Pettis
at Houston, 10/13/13.....	2 pass to C. Harkey, 2 pass to L. Kendricks, 4 pass to B. Quick
at Carolina, 10/20/13.....	4 pass to Z. Stacy
at Atlanta, 9/14/15.....	5 pass to D. Murray
vs. Dallas, 9/20/15.....	6 pass to J. Matthews
at NY Jets, 9/27/15.....	23 pass to R. Mathews
at Washington, 10/4/15.....	62 pass to R. Cooper, 10 pass to B. Celek, 39 pass to M. Austin
vs. New Orleans, 10/11/15.....	41 pass to J. Huff, 13 pass to B. Celek
vs. NY Giants, 10/19/15.....	32 pass to R. Cooper
at Dallas, 11/8/15.....	41 pass to J. Matthews
vs. Miami, 11/15/15.....	2 pass to J. Huff
at New England, 12/6/15.....	5 pass to Z. Ertz, 10 pass to J. Mathews
vs. Buffalo, 12/13/15.....	53 pass to N. Agholor
vs. Arizona, 12/20/15.....	22 pass to Z. Ertz
vs. Washington, 12/26/15.....	8 pass to J. Mathews
at NY Giants, 1/3/16.....	4 pass to J. Mathews, 3 pass to J. Mathews
vs. Green Bay, 9/18/16.....	8 pass to K. Rudolph, 25 pass to S. Diggs
at Carolina, 9/25/16.....	15 pass to K. Rudolph
vs. NY Giants, 10/3/16.....	7 pass to K. Rudolph
vs. Houston Texans, 10/9/16.....	36 pass to A. Thielen, 9 pass to C. Patterson
at Philadelphia, 10/23/16.....	14 Pass to C. Patterson
at Chicago (10/31/16).....	25 Pass to S. Diggs
vs. Detroit (11/6/16).....	1 pass to K. Rudolph
Total.....	89 (87 passing, 2 rushing)

BRADFORD'S 2-POINT CONVERSIONS

GAME	Play
vs. Arizona, 9/8/13.....	run
Total.....	1 (1 rushing)

BRADFORD'S CAREER 4TH-QUARTER/OVERTIME COMEBACK WINS

Date	Opponent	Final Score	Pre Drive Score	Drive QTR	Drive Start	Drive End	Scoring Play	Start LOS	Last LOS	Drive Plays	Net Yds	Time Poss.
11/13/11	@ Cleveland	13-12	10-12	4	0:33 (3)	7:47	Brown 34 FG	CB35	CB16	6	11	7:18
9/16/12	Washington	31-28	23-28	4	1:51 (3)	14:55	Mulligan 1t catch	WR24	WR1	4	24	1:56
12/2/12	San Francisco	16-13	13-13	OT	4:11	0:26	Zuerlein 54 FG	SR41	SF37	7	22	3:45
12/9/12	@ Buffalo	15-12	7-12	4	4:55	0:48	Gibson 13t catch	SR16	BB13	14	84	4:07
9/8/13	Arizona	27-24	24-24	4	1:45	0:40	Zuerlein 48 FG	SR20	AC30	8	50	1:05



TEDDY BRIDGEWATER #5

POSITION: QUARTERBACK
HEIGHT/WEIGHT: 6-2/215
DOB: 11-10-92
HOMETOWN: MIAMI, FL

COLLEGE: LOUISVILLE
ACQUIRED: D1b (#32) '14
NFL SEASON: 3
VIKINGS SEASON: 3

2016 GP/GS IR **Career GP/GS** 29/28 **Playoffs GP/GS** 1/1

• Guided Vikings to NFC North title in 2015, going 11-5, and earned a spot in the **Pro Bowl**.

• Named **Pepsi Rookie of the Year**, selected as QB on PFWA's **All-Rookie** team and twice named **Pepsi NFL Rookie of the Week** for games vs. Atlanta (9/28/14) and vs. Carolina (11/30/14).

OFF THE FIELD Earned bachelor's degree in December 2013, majoring in sports administration...Mother, Rose Murphy, is a breast cancer survivor...Mother took part in Vikings tradition of sounding the Gjallarhorn vs. Detroit (10/12/14) as part of Breast Cancer Awareness Month...Prior to NFL Draft, he followed through on a promise he made his mother as a youngster that he would get her a pink Escalade, presenting the gift to her with the help of Cadillac...Played on the same 7-on-7 team, South Florida Express, as college and current teammate DE B.J. DuBose...Served as Grand Marshall of the 2015 Kentucky Derby and gave the "Riders Up" command at the start of the race...Honored as a Distinguished Alumni by University of Louisville in fall 2015.

STEADY BRIDGEWATER

Teddy Bridgewater has made an impact on the Vikings record book and grown in his role as starting QB. He led the club to the NFC North title with a 11-5 mark while starting all 16 games. His 65.3 completion % in 2015 is the 3rd-best in team history, and he notched the 2nd-best passer rating in a game in 2015 win vs. Chicago.

VIKINGS PASSER RATING IN A GAME

QB, GAME	RATING
Gus Frerotte, vs. San Francisco (9/28/03)	157.2
Teddy Bridgewater, vs. Chicago (12/20/15)	154.4
Warren Moon, vs. New Orleans (11/19/95)	152.9
Fran Tarkenton, vs. Houston (10/13/74)	151.8

VIKINGS COMPLETION % IN A GAME

QB, GAME	%
Brett Favre, vs. Seattle (11/22/09)	88.0 (22-25)
Brett Favre, at Detroit (9/20/09)	85.2 (23-27)
Teddy Bridgewater, vs. Chicago (12/20/15)	85.0 (17-20)

VIKINGS COMPLETION % IN A SEASON

QB, SEASON	%
Daunte Culpepper, 2004	69.2 (379-548)
Brett Favre, 2009	68.4 (363-531)
Teddy Bridgewater, 2015	65.3 (292-447)

VIKINGS CAREER 100+ PASSER RATING GAMES

QB	100+ GAMES
Fran Tarkenton	40
Daunte Culpepper	30
Tommy Kramer	16
Brad Johnson	12
Brett Favre	11
Wade Wilson	10
Randall Cunningham	9
Teddy Bridgewater	8

HONORS Selected to **Pro Bowl** following 2015 season...Named the **Pepsi NFL Rookie of the Year**...Named to 2014 PFWA **All-Rookie** team...Selected twice as **Pepsi NFL Rookie of the Week** for games vs. Atlanta (9/28/14) and vs. Carolina (11/30/14)...Named Vikings **Rookie of the Year** and **Offensive Player of the Year**.

PRO Tied for 4th in the NFL from Week 13 of 2014 through the 2015 season (21 games) with 14 wins as a starter...Has a 17-11 record as a starter...Posted 11-5 mark and started all 16 games for the Vikings in 2015, winning the NFC North for the 1st time since 2009 and hosting a Wild Card Playoff game...Tied Fran Tarkenton (vs. Chicago, 9/17/61) for Vikings record with 4 TD passes and 1 TD run in a game, posting a career-best 154.4 passer rating (2nd in club history) in 38-17 win vs. Chicago (12/20/15)...Set virtually every Vikings rookie QB record...Posted 6-6 record in his 12 starts in 2014...Ranked among the NFL's top QBs in the month of December 2014 in passer rating and completion percentage...Had 3rd-highest completion percentage by a rookie QB in NFL history and the 7th-highest passer rating by a rookie QB...Matched Vikings season record with 4 comeback wins, the most by a rookie...Drafted #32 overall in 2014 with a choice obtained from Seattle in trade...The 4th QB the Vikings have drafted in the 1st round...The 3rd QB selected in 2014 behind Blake Bortles (#3, Jacksonville) and Johnny Manziel (#22, Cleveland).

2016 Placed on Injured Reserve on 8/31.

2015 Started all 16 games and led team to NFC North title and Wild Card playoff berth...Earned **Pro Bowl** berth...Notched 11-5 mark as a starter, tied for 2nd-best mark for the team since 2000...After a 2-2 start to the season, the Vikings went 9-3 the

DO CALL IT A COMEBACK

Teddy Bridgewater has shown grace under pressure in leading the Vikings to 5 career comeback wins in the 4th quarter or overtime. His 4 comeback victories as a rookie tied the Vikings record for a season.

VIKINGS 4TH QUARTER/OT COMEBACK WINS IN A SEASON

QB	WINS
Teddy Bridgewater, 2014, rookie	4
Daunte Culpepper, 2002, 4th year	4
Daunte Culpepper, 2000, 2nd year	4
Jeff George, 1999, 10th year	4
Brad Johnson, 1997, 6th year	4
Brad Johnson, 1996, 5th year	4
Warren Moon, 1994, 11th year	4
Tommy Kramer, 1985, 9th year	4
Tommy Kramer, 1980, 4th year	4

VIKINGS 4TH QUARTER/OT COMEBACK WINS IN A CAREER

QB	WINS
Fran Tarkenton	19
Tommy Kramer	18
Daunte Culpepper	14
Brad Johnson	11
Warren Moon	8
Wade Wilson	7
Teddy Bridgewater	5

rest of the year, including a 5-game win streak in games 5-9... The Vikings 5-3 mark in road games was the best for the team since the record-setting 1998 team was 7-1... The NFC North crown was 1st for Vikings since 2009, wresting the title away from Green Bay in the regular season finale at Lambeau Field (1/3/16)...Notched 3rd-best single-season completion percentage in Vikings history at 65.3, trailing only Daunte Culpepper's 69.2 in 2004 and Brett Favre's 68.4 in 2009...Had career-best 154.4 passer rating in 38-17 win vs. Chicago (12/20), the 2nd-best mark in team history and tied a club record held since the 1st game in team history by Fran Tarkenton (vs. Chicago, 9/17/61) with 4 TD passes and 1 TD run in a game...Had 2 games on the season where he distributed passes to 11 different players, the most different receivers in a game by a lone QB in team history...Keyed comeback in the 4th quarter at Chicago (11/1).

2014 Posted best season by a Vikings rookie QB in team history on his way to being named **Pepsi NFL Rookie of the Year**... Named to PFWA **All-Rookie** team...Twice named **Pepsi NFL Rookie of the Week** during season...Saw 1st game action at New Orleans (9/28) when he came in during the 2nd quarter for injured starter Matt Cassel and hit 12 of 20 passes for 150 yards and ran 6 times for 27 yards...Became the 3rd Vikings rookie QB to win his 1st career start with 41-28 outing vs. Atlanta (9/28), throwing for 317 yards, the most by a Vikings rookie in his 1st start, and running for 1st career TD. Led team back from 4th quarter deficit for the win and connected with TE Rhett Ellison on a 2-point conversion pass en route to **Pepsi NFL Rookie of the Week** honors...Started 2nd career game and suffered 1st loss vs. Detroit (10/12), throwing 1st INTs of career and was sacked 8 times...Threw 1st career TD to Cordarrelle Patterson on a 4-yard score at Buffalo (10/19)...Won 1st career road game and 2nd game overall at Tampa Bay (10/26), leading team back from 4th quarter deficit to tie game 13-13 as time expired and force OT. Game was won on FR TD by fellow rookie Anthony Barr...Won 2nd consecutive game vs. Washington (11/2), bringing team back from a 4th-quarter deficit for the 3rd time on the season...Threw season-high 2 TDs vs. Green Bay (11/23) to Chase Ford and Greg Jennings...Matched season-best 2 TDs vs. Carolina (11/30), hitting Kyle Rudolph and Jennings for scores in 31-13 win to earn 2nd **Pepsi NFL Rookie of the Week** honor... Engineered 4th comeback win of the season vs. NY Jets (12/7) to tie team record. Hit Jararius Wright on 87-yard TD pass in OT for 2nd-longest OT game winner in NFL history and the 3rd-longest pass play in Vikings history...Set Vikings rookie record with 31 completions at Detroit (12/14).

BRIDGEWATER ANSWERS THE BELL

Teddy Bridgewater had a career game vs. Chicago (12/20/15), throwing for 4 TDs, posting one of the highest passer ratings and completion % marks in Vikings history. He earned a spot in the Vikings record book as a rookie with an 87-yard game-winning TD in OT over the NY Jets (12/7/14). It stands as the 3rd-longest pass play in team history and is the longest OT game-winning pass play in Vikings history.

LONGEST PASS PLAYS IN VIKINGS HISTORY

PLAY	YDS
G. Ferrotte to B. Berrian, vs. Chicago (10/30/08)	99t
F. Tarkenton to C. Ferguson, at Chicago (11/11/62)	89t
T. Bridgewater to J. Wright, vs. NYJ (12/7/14)	87t
G. Ferrotte to B. Berrian, vs. Detroit (10/12/08)	86t
W. Moon to Q. Ismail, vs. Detroit (9/10/95)	85t
J. Kapp to G. Washington, vs. St. Louis (10/8/67)	85t

LONGEST GAME-WINNING OT TD PASSES IN VIKINGS HISTORY

PLAY	YDS
T. Bridgewater to J. Wright, vs. NYJ (12/7/14)	87t
W. Moon to C. Carter, vs. Chicago (12/1/94)	65t

VIKINGS QBs WITH 4 PASSING TDs AND 1 RUSHING TD PLAYER, GAME

T. Bridgewater vs. Chicago (12/20/15)	W, 38-17
F. Tarkenton, vs. Chicago (9/17/61)	W, 37-13

COLLEGE Helped lead a resurgence at Louisville, winning back-to-back Big East titles (2011-2012) and making 3 bowl appearances, winning 2- the Sugar Bowl over #4-ranked Florida to cap the 2012 season and the Russell Athletic Bowl over Miami in 2013, his final collegiate game...In his final 2 seasons, guided the Cardinals to a 23-3 record...In only 3 seasons at Louisville, left the school tied for the team record with 27 wins (27-9 as a starter), matching the wins of Dave Ragone (27-10)...Set school record with a 68.4% completion percentage and threw only 24 INTs in 1,142 pass attempts...As a junior in 2013, took team to 12-1 mark and win over Miami in bowl game...Only loss of the season came against Central Florida...Named 2nd-Team All-AAC with 1st-Team honors going to fellow 1st-round QB Bortles...2012 Big East Offensive Player of the Year as team won 2nd straight Big East title...Named MVP of 2013 Sugar Bowl win over #4-ranked Florida, 33-23...Made 1st start vs. Marshall in 2011...Was 0-3 in 1st 3 starts of his career before notching 1st win over Rutgers...Went 5-2 as a starter for final 7 games of freshman campaign.

PREP 3-year starter at QB for Northwestern (Miami) program... Ranked as #2 dual-threat QB in the country by Rivals.com... Selected to US Army All-American Bowl...Guided team to Class 6A state semi as a senior...Named 2nd-Team All-State (6A) as a junior...Led team to 6A state title game as a sophomore, falling to Seminole High...Set Dade County record with 7 TD passes in

TEDDY AS SHE GOES

Since finding his groove as the Vikings starter as a rookie, Teddy Bridgewater has continued to improve statistically and win games, many in comeback fashion. His victories rank among the NFL leaders and his poise is ahead of his years.

NFL QB WINS - 2014 WEEK 13 THROUGH 2015 (21 GMS)

QB	WINS
Cam Newton, Carolina	18
Tom Brady, New England	15
Russell Wilson, Seattle	15
Teddy Bridgewater, Minnesota	14
Aaron Rodgers, Green Bay	14

NFL COMPLETION % - 2014 WEEK 13 THROUGH 2015 (21 GMS)

QB	COMP %
Kirk Cousins, Washington	69.8
Drew Brees, New Orleans	67.8
Teddy Bridgewater, Minnesota	67.0
Ben Roethlisberger, Pittsburgh	67.0

TOUGH IN THE CLUTCH

The 2015 Vikings won the final 3 regular season games to finish 11-5 and claim the NFC North title with a win at Lambeau Field, snapping the Packers 4-season run as champs. It was the 1st Vikings win at Green Bay since 2009, also the last season the Vikings won the NFC North.

2015 NFL 3RD-DOWN PASSER RATING - WEEKS 14-17

QB	RATING
Kirk Cousins	140.5
Teddy Bridgewater	134.4

2015 NFL 3RD-DOWN COMPLETION % - WEEKS 14-17

QB	%
Alex Smith	81.8 (18-22)
Russell Wilson	78.4 (29-37)
Teddy Bridgewater	76.5 (26-34)
Jay Cutler	76.5 (26-34)



BRIDGEWATER'S NFL TOTALS

Year.....	GP/GS	Att	Comp	Pct	Yds	TD	INT	Lg	Sk/Yds	Rtg	Rush	Yds	TD
2014 (Min).....	13/12	402	259	64.4	2,919	14	12	87t	39/249	85.2	47	209	1
2015 (Min).....	16/16	447	292	65.3	3,231	14	9	52	44/307	88.7	44	192	3
Playoffs.....	1/1	24	17	70.8	146	0	0	24	3/21	86.5	3	0	0
2016 (Min).....	0/0	INJURED RESERVE											
Totals	29/28	849	551	64.9	6,150	28	21	87t	83/556	87.0	91	401	4
Playoffs	1/1	24	17	70.8	146	0	0	24	3/21	86.5	3	0	0

Record as Starter (regular/playoffs): 17-11/0-1; 6-6 in 2014, 11-5/0-1 in 2015.

SINGLE-GAME CAREER HIGHS

- Attempts 42.....at Tampa Bay, 10/26/14; vs. Washington, 11/2/14
- Completions 31.....at Detroit, 12/14/14
- Passing Yards 335.....at Arizona, 12/10/15
- Passing TDs 4.....vs. Chicago, 12/20/15
- Passer Rating (min. 20)..... 154.4.....vs. Chicago, 12/20/15
- Interceptions 3.....vs. Detroit, 10/12/14
- Long Pass 87t.....vs. NY Jets, 12/7/14
- 2-Point Conversions 1.....vs. Atlanta, 9/28/14 (to R. Ellison); vs. Green Bay, 11/23/14 (to C. Johnson); vs. St. Louis, 11/8/15
- Rushes..... 6.....at New Orleans, 9/21/14; vs. Chicago, 12/28/14; vs. Detroit, 9/20/15
- Rush Yards..... 43.....vs. Green Bay, 11/22/15
- Rushing TD 1..... vs. Atlanta, 9/28/14; vs. Detroit, 9/20/15; vs. St. Louis, 11/8/15; vs. Chicago, 12/20/15

BRIDGEWATER'S CAREER GAME-BY-GAME (* starts; scores for games started only; games with 100+ passer rating in bold)

2014 MINNESOTA.....	Att.	Comp.	Yards	Pct.	TD	INT	Lg	Sk/Yds	Rating	Rush	Yds	TD	Score
9/7.....@ St. Louis													DID NOT PLAY
9/14.....New England													DID NOT PLAY
9/21.....@ New Orleans	20	12	150	60.0	0	0	41	2/15	83.3	6	27	0	
9/28.....Atlanta*	30	19	317	63.3	0	0	52	0/0	98.9	5	27	1	W 41-28
10/2.....@ Green Bay													INACTIVE
10/12.....Detroit*	37	23	188	62.1	0	3	18	8/45	41.3	3	11	0	L 3-17
10/19.....@ Buffalo*	26	15	157	57.7	1	2	38	5/39	56.1	1	7	0	L 16-17
10/26.....@ Tampa Bay*	42	24	241	57.1	1	0	28	1/6	81.5	1	3	0	W 19-13(OT)
11/2.....Washington*	42	26	268	61.9	1	0	22	2/16	88.2	3	20	0	W 29-26
11/16.....@ Chicago*	28	18	158	64.2	1	1	24	2/11	76.2	4	2	0	L 13-21
11/23.....Green Bay*	37	21	210	56.8	2	1	23	2/14	79.8	5	32	0	L 21-24
11/30.....Carolina*	21	15	138	71.4	2	0	35	3/20	120.7	2	12	0	W 31-13
12/7.....NY Jets*	27	19	309	70.3	2	1	87t	3/12	117.7	3	7	0	W 30-24(OT)
12/14.....@ Detroit	41	31	315	75.6	1	2	40	4/31	84.9	3	30	0	L 14-16
12/21.....@ Miami*	26	19	259	73.1	2	1	40	4/12	114.1	5	13	0	L 35-37
12/28.....Chicago*	25	17	209	68.0	1	1	44t	3/19	90.2	6	18	0	W 13-9
Totals	402	259	2,919	64.4	14	12	87t	39/249	85.2	47	209	1	

2015 MINNESOTA	Att.	Comp.	Yards	Pct.	TD	INT	Lg	Sk/Yds	Rating	Rush	Yds	TD	Score
9/14@ San Francisco*	32	23	231	71.9	0	1	27	5/64	79.0	3	16	0	L 3-20
9/20Detroit*	18	14	153	77.8	1	0	49	1/2	120.6	6	21	1	W 26-16
9/27San Diego*	24	13	121	54.4	0	1	19	0/0	50.9	1	-1	0	W 31-14
10/4@ Denver*	41	27	269	65.9	1	0	25	7/57	92.4	3	23	0	L 20-23
10/18.....Kansas City*	31	17	249	54.8	1	2	52	2/12	65.1	3	-5	0	W 16-10
10/25....@ Detroit*	35	25	316	71.4	2	0	49	4/31	118.0	3	1	0	W 28-19
11/1.....@ Chicago*	30	17	187	56.7	1	1	40t	1/7	72.5	2	21	0	W 23-20
11/8.....St. Louis*	21	13	144	61.9	0	1	30	0/0	62.4	3	17	1	W 21-18 OT
11/15.....@ Oakland*	22	14	140	63.6	1	0	37	4/18	96.8	2	13	0	W 30-14
11/22Green Bay*	37	25	296	67.6	1	0	47t	6/48	100.7	4	43	0	L 13-30
11/29.....@ Atlanta*	28	20	174	71.4	0	1	23	0/0	72.6	4	-3	0	W 20-10
12/6.....Seattle*	28	17	118	60.7	0	1	25	4/24	55.4	1	2	0	L 7-38
12/10@ Arizona*	36	25	335	69.4	1	0	41	3/18	108.0	1	3	0	L 20-23
12/20Chicago*	20	17	231	85.0	4	0	34	1/10	154.4	4	17	1	W 38-17
12/27.....NY Giants*	25	15	168	60.0	1	0	28t	3/18	93.4	2	12	0	W 49-17
1/3.....@ Green Bay*	19	10	99	52.6	0	1	22	3/8	45.7	2	2	0	W 20-13
Totals	447	292	3,231	65.3	14	9	52	44/307	88.7	44	192	3	

PLAYOFFS

1/10.....Seattle* (WC)	24	17	146	70.8	0	0	24	3/21	86.5	3	0	0	L 9-10
------------------------	----	----	-----	------	---	---	----	------	------	---	---	---	--------

BRIDGEWATER'S CAREER 4TH-QUARTER/OVERTIME COMEBACK WINS

Date	Opponent	Final Score	Pre Drive Score	QTR	Drive Start	Drive End	Scoring Play	Start LOS	Last LOS	Drive Plays	Net Yds	Time Poss.
9/28/14	vs. Atlanta	41-28	27-28	4	14:41	10:50	Asiata 1 run	MV22	AF1	9	78	3:51
10/26/14	at Tampa Bay*	19-13	10-12	4	2:02	0:00	Walsh 38 FG	MV20	TB19	9	61	2:02
11/2/14	vs. Washington	29-26	21-26	4	9:01	3:27	Asiata 1 run; 2 pt run	MV27	WR1	12	73	5:34
12/7/14	vs. NY Jets	30-24	24-24	OT	12:00	10:21	Wright 87t catch	MV8	MV13	3	82	1:39
11/1/15	at Chicago*	23-20	13-20	4	4:55	1:49	Diggs 40t catch	MV16	CB40	7	84	3:06
		23-20	20-20	4	1:00	0:00	Walsh 36 FG	MV34	CB18	4	48	1:00

^ - Bridgewater led drive to tie game in 4th Qtr, which was won in OT on a Vikings defensive TD

* - Bridgewater led drives to tie game and then win game in 4th Qtr

BRIDGEWATER'S TOUCHDOWNS

GAME	Play
vs. Atlanta, 9/28/1413 run
@ Buffalo, 10/19/144 pass to C. Patterson
@ Tampa Bay, 10/26/1417 pass to G. Jennings
vs. Washington, 11/2/1420 pass to C. Ford
@ Chicago, 11/16/147 pass to R. Ellison
vs. Green Bay, 11/23/1422 pass to C. Johnson, 5 pass to G. Jennings
vs. Carolina, 11/30/144 pass to K. Rudolph, 17 pass to G. Jennings
vs. Jets, 12/7/1456 pass to C. Johnson, 87 pass to J. Wright
@ Detroit, 12/14/148 pass to G. Jennings
@ Miami, 12/21/1421 pass to G. Jennings, 8 pass to J. Wright
vs. Chicago, 12/28/1444 pass to A. Thielen
vs. Detroit, 9/20/155 pass to K. Rudolph, 1 run at Denver, 10/4/15
vs. Kansas City, 10/18/154 pass to M. Wallace
at Detroit, 10/25/154 pass to K. Rudolph
at Chicago, 11/1/151 pass to K. Rudolph, 36 pass to S. Diggs
vs. St. Louis, 11/8/1540 pass to S. Diggs
at Oakland, 11/15/156 run
vs. Green Bay, 11/22/1511 pass to R. Ellison
at Arizona, 12/10/1547 pass to K. Rudolph
vs. Chicago, 12/20/157 pass to M. Wallace
vs. NY Giants, 12/27/1515 pass to S. Diggs, 17 pass to J. McKinnon, 33 pass to S. Diggs, 21 run, 4 pass to Z. Line
Total28 pass to K. Rudolph
32 (28 passing, 4 rushing)

BRIDGEWATER'S 2-POINT CONVERSIONS

GAME	Play
vs. Atlanta, 9/28/14pass to R. Ellison
vs. Green Bay, 11/23/14pass to C. Johnson
vs. St. Louis, 11/8/15run (scored TD on 6-yd run and scored 2-pt conversion on same drive)
Total3 (2 passing, 1 rushing)



KENTRELL BROTHERS #40

POSITION: LINEBACKER
HEIGHT/WEIGHT: 6-1/242
DOB: 2-8-93
HOMETOWN: EDMOND, OK

COLLEGE: MISSOURI
ACQUIRED: D5 (#160) '16
NFL SEASON: R
VIKINGS SEASON: R

2016 GP/GS
2/0

Career GP/GS
2/0

Playoffs GP/GS
0/0

• Helped Guthrie High to 3 state titles, 2 in basketball and 1 in football during prep career.

• Led the NCAA with 152 tackles as a senior.

OFF THE FIELD Earned degree in arts and sciences at Missouri in December 2015...Active with Boys and Girls Club events...Aspires to a career in counseling or coaching following football...Has never been to an NFL game as a spectator...Mom is a nurse and step-dad is a health care provider.

PRO Made his NFL debut at Chicago (10/31/16)...The lone LB the Vikings drafted in 2016...Trained with fellow Vikings 2016 draftee DE Stephen Weatherly during the pre-draft process in Atlanta...Selected in the 5th round (#160 overall)...1st Missouri player drafted by the Vikings since DT C.J. Mosley in 2005.

2016 Competed on special team vs. Detroit (11/6)...Notched 1 special teams tackle in his NFL debut at Chicago (10/31)...Inactive at Philadelphia (10/24), vs. Houston (10/9), vs. NY Giants (10/3), at Carolina (9/25), vs. Green Bay (9/18) and at Tennessee (9/11).

COLLEGE Ended career at Mizzou with 358 tackles, 4.5 sacks and 5 INTs...Helped Tigers win consecutive SEC East titles in 2013 and 2014...Defeated Minnesota Golden Gophers in Citrus Bowl to end 2014 season and helped defeat Oklahoma State in Cotton Bowl to end 2013...Capped productive college career with 1st-Team All-SEC honors for the Tigers after notching 2nd-Team All-SEC as a junior...Named Mizzou MVP as a senior along with LB of the Year for the squad and claimed the "Mo Award"...Led the nation in tackles with 152...Named SEC Defensive Player of the Week for game vs. Arkansas State as a senior when he had 16 tackles and 2 INTS...Posted 7 straight games with 10+ tackles during senior campaign...Had career-best 17 stops at Georgia as a senior...Led squad in tackles as a junior with 122...Forced 3 fumbles to lead team...Notched season-best 14 tackles vs. Alabama in the SEC title game...Had 11 stops and forced a fumble that sealed the win over Arkansas with 2:13 left in the game...Stepped into starting lineup as a sophomore in 2013 and started every game, the only Tigers LB to do so...Ranked 4th on team with 70 tackles and ranked 2nd on squad with 3 INTs...Had season-high 10 tackles and snared an INT late in the game during win at #7 Georgia...Saw action in 11 games as a redshirt freshman in 2012...Notched season-high 5 tackles in season finale at Texas A&M...Competed in spring practice after being sidelined with injury for all of his true freshman season in 2011...Redshirted as true freshman with leg injury suffered in preseason scrimmage.

PREP Standout WR and LB at Guthrie High in Guthrie, OK...Ranked #9 overall prospect in Oklahoma...Helped team to 2007 Class 5A state title in football...Played guard on basketball team that won 2 state championships...Played tennis in high school.

BROTHERS' NFL TOTALS

Year..... GP/GS	Tackles				Sacks	INTs	PBU	TFL	QBH	FF/FR	Special Teams
	Solo	Asst.	Total								
2016 (Min)..... 2/0	0	0	0	0.0	0	0	0.0	0	0/0	1	
Totals 2/0	0	0	0	0.0	0	0	0.0	0	0/0	1	

SINGLE-GAME CAREER HIGHS

ST Tackles..... 1..... at Chicago, 10/31/16



SEC SUCCESS

The Vikings selected 3 players from the Southeastern Conference in 2016: Laquon Treadwell, Kentrell Brothers and Stephen Weatherly. The Vikings trio marked 3 of the 51 SEC players drafted in 2016, marking the 10th consecutive season that the SEC has led all conferences in the number of draft picks. SEC power Alabama has won 4 of the past 7 college football national championships, in 2015 edging Clemson in a tight game featuring 2 Vikings draftees.

2016 DRAFTEES BY CONFERENCE

SEC.....	51
Big Ten.....	47
Pac-12.....	32
ACC.....	26
Big 12.....	26



T.J. CLEMMINGS #68

POSITION: TACKLE
HEIGHT/WEIGHT: 6-5/309
DOB: 11-18-91
HOMETOWN: TEANECK, N.J.

COLLEGE: PITTSBURGH
ACQUIRED: D4 (#110) '15
NFL SEASON: 2
VIKINGS SEASON: 2

2016 GP/GS
7/6

Career GP/GS
23/22

Playoffs GP/GS
1/1

• Started every game at RT as a rookie, only the 3rd Vikings rookie OT (Matt Kalil, 2012, and Todd Steussie, 1994) to start all 16 games in a season.

• Helped Adrian Peterson lead the NFL in rushing en route to the NFC North title and a Wild Card playoff berth.

• Did not play offensive line until his redshirt junior season at Pittsburg, having played D-line up to that point.

OFF THE FIELD Earned his degree in administration of justice...Has three sisters...Turned down several Division I basketball scholarships to pursue his football career at Pittsburgh....Full name is Trevor Anthony Clemmings, Jr.

PRO Started all 16 games and Wild Card playoff contest in 2015...Helped tie a team record when 6 rookies started in a game at Arizona (12/10/15)...Helped Peterson lead NFL in rushing with 1,485 yards and posted #4-ranked rushing attack in the NFL...Selected in the 4th round (#110 overall)...Was the 1st of 3 offensive linemen selected by Minnesota in the 2015 draft... Was the 10th offensive tackle selected in the 2015 draft...Early in college career as a defensive lineman at Pittsburgh, played alongside DT Aaron Donald, who was selected by the St. Louis Rams in the 1st round (#13 overall) in the 2014 NFL Draft.

2016 Started at RT vs. Detroit (11/6) at Chicago (10/31)... Started at LT at Philadelphia (10/23) and vs. Houston (10/9)... Started at LT for an O-line that helped total 104 rushing yards and did not allow a sack vs. NY Giants (10/3)...Started at LT at Carolina (9/18)...Competed on special teams vs. Green Bay (9/18)...Was active, but did not play at Tennessee (9/11).

CLEMMINGS' CAREER GAMES/STARTS	
Year	GP/GS
2015 (Min)	16/16
Playoffs	1/1
2016 (Min)	7/6
Totals	23/22
Playoffs	1/1

2015 Part of offensive line that started every game as a unit, the only group in the NFL that did so in 2015...Paved way for Peterson to lead the NFL in rushing with 1,485 yards...Helped club go 11-5 and earn 1st NFC North title since 2009...One of two (TB's Donovan Smith) rookie OTs to start all 16 regular season games in 2015...Joined fellow rookies WR Stefan Diggs, LB Edmond Robinson, LB Eric Kendricks, CB Trae Waynes and S Anthony Harris to tie a Vikings record with 6 rookies starting a game when they all opened the *Thursday Night Football* matchup at Arizona (12/10)...Cleared way for Peterson to run for 203 yards at Oakland (11/15), his 6th career 200-yard performance, tying O.J. Simpson for the NFL record...Stepped into starting lineup at RT during preseason when veteran regular Phil Loadholt was lost to injury for the season.

COLLEGE Named 2nd-Team All-American by Football Writers of America in 2014...First-Team All-ACC by media and coaches in 2014...3-time ACC Offensive Lineman of the Week (Boston College, Virginia Tech, Duke)...Started all 13 games at RT as a junior and senior...Selected to play in the Senior Bowl... Offensive captain for the 2014 season...4-year letterman... Made the switch to offensive line as a redshirt junior in 2013... Spent the 2010-12 seasons as a DE...As a DE in 2012, played in 8 games and started 6...Recorded 20 tackles and 1 TFL on the year...Career-high 8 tackles at Buffalo in 2012...Redshirted in 2011...Lettered as a true freshman in 2010.

PREP Excelled in basketball at Paterson Catholic in Teaneck, NJ...Turned down basketball scholarship offers from Providence and Seton Hall to attend Pittsburgh on a football scholarship...Only played 2 seasons of football but was named the top prospect in New Jersey and the nation's 6th-ranked DE by Scout...Named SuperPrep All-American...Named All-New Jersey and North Jersey Defensive Player of the Year as a senior...Led his team to back-to-back Non-Public Group 1 State Championships...The Cougars went 11-0 his senior season.





AUDIE COLE #57

POSITION: LINEBACKER
HEIGHT/WEIGHT: 6-5/248
DOB: 6-1-89
HOMETOWN: MONROE, MI

COLLEGE: NORTH CAROLINA STATE
ACQUIRED: D7a (#210) '12
NFL SEASON: 5
VIKINGS SEASON: 5

2016 GP/GS
8/0

Career GP/GS
49/7

Playoffs GP/GS
1/0

- Has stepped into starting lineup 7 times in 2013-16 for the Vikings, 6 starts at MLB in 2013 and '15 and 1 at WLB in 2014.
- Involved in Golden Gloves boxing as a youth.

OFF THE FIELD Cut his trademark long hair during 2013 and 2015 offseasons and donated to charity program benefitting youth fighting cancer- Children With Hair Loss- in Michigan... Took part in 2013, 2015 and 2016 Minnesota Governor's Fishing Opener, helping youth get involved in outdoor activities and promote outdoors programs through Minnesota Department of Natural Resources...Graduated from NCSU in 2011 with a parks, recreation and tourism degree...A Golden Gloves winner in boxing...Enjoys waterfowl and deer hunting along with walleye fishing.

PRO Has played in 49 games making 7 starts...Tallied 2 tackles, 1 FR and 4 special teams stops in 2015 before being placed on injured reserve on 11/10/15...Started 1 game in 2014, contributing mostly on special teams...Has led the team in tackles twice in his 6 career starts...Started 5 games in 2013 after playing in 5 as a rookie in 2012...Was released on 11/7/13 prior to the Washington game and re-signed after clearing waivers on 11/9/13...Made his 1st career start at Green Bay (11/24/13) and had 1st sack when he led team with season-best 18 tackles, 2 TFLs and 1.0 sack... Selected in 7th round (#210) by Vikings in 2012.

2016 Saw extended action on defense in the absence of Eric Kendricks, posting 1 solo stop, his 1st defensive statistic of the season, vs. Detroit (11/6)...Competed on special teams at Chicago (10/31)...Tallied 1 special teams tackle at Philadelphia (10/23), vs. Houston (10/9) and vs. NY Giants (10/3)...Name special teams captain at Carolina (9/25)...Notched 1 special teams tackle vs. Green Bay (9/18)...Competed on special teams at Tennessee (9/11).

2015 Played in 7 games and started 1 before being sidelined by leg injury...Started game vs. St. Louis (11/8), replacing injured Eric Kendricks at MLB before leaving game with an injury himself...Recovered fumble on a muffed punt at San Francisco (9/14) in season opener, the 1st of his career...Had a pair of special teams tackles vs. Detroit (9/20)...Placed on injured reserve on 11/10.

2014 Saw action in all 16 games while starting 1, the season finale vs. Chicago (12/28)...Was 2nd on the team in special teams tackles with 12...Started in place of injured Chad Greenway at WLB vs. Chicago (12/28) and led the team with 14 tackles in regular season finale...Totaled 16 tackles on defense along with 1 TFL and 1 PBU...Had a career-best 2 special teams tackles on 4 occasions - vs. Atlanta (9/28), vs. Washington (11/2), at Chicago (11/16) and vs. NY Jets (12/7).

2013 Appeared in 13 games while starting 5...Was released on 11/7 prior to the Washington game and re-signed after clearing waivers on 11/9...Played mainly on special teams until his 1st career start at Green Bay (11/24) when he had a team season-best 18 tackles, 2 TFLs and 1.0 sack...Started 5 straight games at MLB...Registered 12 tackles at Chicago (12/1) and at Baltimore (12/8)...Totaled 49 tackles, 3.0 TFLs, 1.0 sack and 3 PBUs in limited time...Also added 3 special teams tackles...Was injured at Cincinnati (12/22) and placed on IR on 12/27.

2012 Earned spot on special teams as a rookie...Saw time in 5 regular season games and in the Wild Card playoff contest at Green Bay (1/5/13)...Made NFL debut vs. San Francisco (9/23)...A longshot to make the team as a 7th-round draft pick, he cracked the 53-man roster with a strong preseason performance, returning a pair of INTs for TDs against Buffalo on back-to-back defensive plays.

COLLEGE Finished his career at N.C. State ranked 12th in school history with 328 tackles...His 32.5 TFLs rank 13th and his 15 sacks rank him 10th in school history...Led the team in tackles in his final 3 seasons at State...A semi-finalist for the 2011 Butkus Award after he led the team with 132 tackles... Started every game at MLB in 2011 after moving to the position during spring drills...Recorded a career-high 16 tackles in tackles with 97 in 2010 and led the defense with 809 defensive snaps...Led the team with 12 tackles and nabbed his 1st INT at Central Florida in 2010 and was named ACC Defensive Player of the Week by the league for his performance...Team's leading tackler in 2009 with 85 stops while making all 12 starts...Recipient of the team's Al Michaels Award for selfless play...Redshirted in 2007.

PREP Attended Monroe HS in Monroe, MI, where he played QB, S and LB...Threw for 3,285 yards and 23 TDs in his career... Named All-League as a senior...3-year starter at QB and played defense as a senior...Lettered in baseball and basketball, in addition to football.



COLE'S NFL TOTALS

Year.....	GP/GS	Tackles			Sacks	INTs	PBU	TFL	QBH	FF/FR	Special Teams
		Solo	Asst.	Total							
2012 (Min).....	5/0	0	0	0	0.0	0	0	0.0	0	0/0	0
Playoffs.....	1/0	0	0	0	0.0	0	0	0.0	0	0/0	0
2013 (Min).....	13/5	33	16	49	1.0	0	3	3.0	6	1/0	4
2014 (Min).....	16/1	13	3	16	0.0	0	1	1.0	1	0/0	12
2015 (Min).....	7/1	2	0	2	0.0	0	0	0.0	0	0/1	4
2016 (Min).....	8/0	1	0	1	0.0	0	0	0.0	0	0/0	4
Totals.....	49/7	49	19	68	1.0	0	4	4.0	7	1/1	24
Playoffs.....	1/0	0	0	0	0	0	0	0.0	0	0/0	0

SINGLE-GAME CAREER HIGHS

Tackles.....18.....at Green Bay, 11/24/13
 Solos.....13.....at Green Bay, 11/24/13
 Pass Defensed.....2.....vs. Chicago, 12/1/13
 Tackle for Loss.....2.....at Green Bay, 11/24/13
 Sack.....1.0.....at Green Bay, 11/24/13
 Forced Fumbles.....1.....vs. Chicago, 12/1/13
 Fumble Recovery.....1.....at San Francisco, 9/14/15
 Special Teams Tackles.....2.....4x, last vs. NY Jets, 12/7/14

COLE'S SACK

GAME	QB	SACK
at Green Bay, 11/24/13.....	Scott Tolzien.....	1.0
Total.....		1.0



SCOTT CRICHTON #95

POSITION: DEFENSIVE END
HEIGHT/WEIGHT: 6-3/273
DOB: 10-30-91
HOMETOWN: TACOMA, WA

COLLEGE: OREGON STATE
ACQUIRED: D3a (#72) '14
NFL SEASON: 3
VIKINGS SEASON: 3

2016 GP/GS
IR

Career GP/GS
21/0

Playoffs GP/GS
0/0

• Family hails from Western Samoa. Scott and his siblings are the 1st generation of his family born in the United States.

• Was the 1st Oregon State player drafted by Vikings since WR Bob Grim in 1967.

OFF THE FIELD Majored in human development and family sciences...Father, Lucky, and mother, Malama, are both natives of Western Samoa...Father lost his leg due to health issues but continues to work in a warehouse...The youngest of 4 children.

PRO Regular part of the Vikings defensive line rotation in his 2nd season in 2015...Played in 6 of the final 8 games of his rookie season in 2014 after being inactive for 6 of the opening 8 contests...1 of 3 of the Vikings opening 5 draft picks in 2014 coming from the Pac-12, joining LB Anthony Barr (UCLA, 1st round) and G David Yankey (Stanford, 5th round)...The 1st Oregon State player drafted by the Vikings since 1967 when WR Bob Grim was taken in the 2nd round...Was 1 of 2 OSU players drafted in 2014, joining Saints 1st-round WR Brandin Cooks...Declared early for NFL Draft...Selected in 3rd round (#72 overall).

2016 Placed on Injured Reserve on 8/31.

2015 Saw action in 12 games before being placed on injured reserve for the final 4 games of the regular season...Had season-high 2 tackles in the opening 3 games of the season each...Notched 5 special teams tackles on the season, 1 each in 5 games during the year...Suffered injury at Arizona (12/10) and was placed on injured reserve on 12/19.

2014 Contributed on special teams and saw limited time on defense as a rookie...Playing time increased later in the season, seeing time in 6 of the last 8 games, including the final 3 contests...Saw action in season opener at St. Louis (9/7), notching a tackle for loss and 2 QB hurries...Played in 2nd career game and notched a tackle at Buffalo (10/19)...Played vs. Washington (11/2) and vs. Green Bay (11/23)...Posted special teams tackle vs. Green Bay (11/23).

COLLEGE Started 38 of the 39 games he played, missing only 1 start in 2012...Declared for NFL Draft following junior season...Set school record with 10 FFs, ranks 3rd all-time at OSU with 22.5 sacks and his 51.0 TFLs are 4th in school history...While playing at OSU in 2013, his 22.5 sacks ranked 11th among all active FBS players nationwide...Helped squad to Hawaii Bowl against Boise State as a junior and Alamo Bowl as a sophomore, facing Texas...Earned 1st-Team All-Pac 12 honors as a sophomore, 2nd-Team All-Pac 12 as a junior and was an honorable mention choice as a freshman in 2011...Selected to Freshman All-America teams in 2011 by College Football News, Sporting News, among others...Named a semi-finalist in 2012 for the Ted Hendricks Award, awarded annually to the top collegiate DE...Notched career-best 9.0 sacks in 2012...As a sophomore, was 1 of 2 Pac-12 underclassmen on the 1st-Team honors unit...Led the Beavers in sacks each of his 3 seasons...Had career-high 74 tackles as a redshirt freshman in 2011 and led team with 6.0 sacks...Redshirted in 2010 and earned scout team defensive co-MVP accolades.

PREP Tabbed as Class 4A All-State as a senior at Henry Foss HS in Tacoma, WA...A 3-star recruit by Rivals.com, ranked as the 44th-best DE prospect in the country...Standout 3-year starter at LB and DE...Earned Narrows League Defensive MVP...Threw shot put and discus and played a season of volleyball.

CRICHTON'S NFL TOTALS

Year..... GP/GS	Tackles									Special
	Solo	Asst.	Total	Sacks	INTs	PBU	TFL	QBH	FF/FR	Teams
2014 (Min).....8/0	1	1	2	0.0	0	0	1.0	3	0/0	2
2015 (Min).....13/0	6	3	9	0.0	0	0	0.0	0	0/0	5
2016 (Min).....0/0	INJURED RESERVE									
Total.....21/0	7	4	11	0.0	0	0	1.0	3	0/0	7

SINGLE-GAME CAREER HIGHS

Tackles.....2..... at San Francisco, 9/14/15; vs. Detroit, 9/20/15; vs. San Diego, 9/27/15
 Solo Tackles.....2..... vs. Detroit, 9/20/15; vs. San Diego, 9/27/15
 Tackle for Loss.....1..... at St. Louis, 9/7/14
 QB Hurries.....2..... at St. Louis, 9/7/14



STEFON DIGGS #14

POSITION: WIDE RECEIVER
HEIGHT/WEIGHT: 6-0/191
DOB: 11-29-93
HOMETOWN: GAITHERSBURG, MD
COLLEGE: MARYLAND
ACQUIRED: D5b (#146) '15
NFL SEASON: 2
VIKINGS SEASON: 2

2016 GP/GS 7/7
Career GP/GS 20/16
Playoffs GP/GS 1/1

- Ranks 10th in the NFL with 78.0 receiving yards per game
- Ranks 3rd in Vikings history for catches by a rookie (52) and 5th in receiving yards by a rookie (720) in a season.
- 1st Vikings rookie to lead the team in receptions.
- Named to PFWA **All-Rookie** team in 2015.

OFF THE FIELD Younger brother, Trevon Diggs, is a freshman on the Alabama football team in 2016, joining the defending national champion Crimson Tide as a consensus 4-star recruit... Majored in American studies at Maryland...College WRs coach in 2014 was former NFL WR Keenan McCardell...Took part in several community outreach events during his rookie season, including the Vikings Winter Blast in Duluth, MN, an off-season event celebrating winter activities in conjunction with Minnesota-based Polaris...Helped dedicate field along with US Bank Places to Play program, bringing new or refurbished fields, courts and playgrounds to under-funded areas of Minnesota.

HONORS Earned **NFC Offensive Player of the Week** for game vs. Green Bay (9/18/16)...Named **All-Rookie** by PFWA in 2015...**Pepsi Rookie of the Week** vs. Kansas City (10/18/15)...Selected as Vikings **Vikings Children's Fund Rookie of the Year**.

PRO Made huge impact on Vikings passing game despite not playing in the opening 3 games of the 2015 season...Led team with 52 receptions, the 1st rookie in team history to achieve the feat...Earned **All-Rookie** honors from PFWA...Joined 5 other Vikings rookie classmates to tie a team record with 6 rookies starting in a game at Arizona (12/10/15)...Selected in the 5th round (#146) of the 2015 NFL Draft...The 20th WR drafted in

2015...Was the 1st Terrapin selected by the Vikings since TE Jeff Dugan (7th round, #220) in 2004...Played final college game where he began his NFL career, Levi's Stadium, where he was inactive for the 2015 season opener vs. the 49ers.

2016 Ranks 10th in the NFL with 78.0 receiving yards per game...Totaled a career-high 13 receptions for 80 yards, posted a 12-yard rush and returned 3 punts for 29 yards vs. Detroit (11/6)...His 13 grabs against the Lions ties for the most by a player in a game this season...Caught 8 passes (game high) for 76 yards and returned 2 punts for 11 yards at Chicago (10/31)...Secured 2 receptions for 18 yards and 2 1st downs at Philadelphia (10/23)...Inactive (groin) vs. Houston (10/9)...Gained 47 yards on 5 receptions, including 3 for 1st downs, vs. NY Giants (10/3)...Netted 40 yards on 4 receptions at Carolina (9/25)...Registered an NFL-high 182 receiving yards on 9 catches (both career highs), including a career-long 46-yarder and 1 TD, vs. Green Bay (9/18)...Posted game highs with 7 receptions and 103 yards, 5th most among NFC wideouts in Week 1, at Tennessee (9/11)...3rd Vikings WR with back-to-back 100-yard receiving games in Weeks 1 and 2 (1st since Cris Carter in 1997) and 2nd-most receiving yards by a Vikings WR after Weeks 1 and 2 in franchise history (Gene Washington, 324 in 1969).

2015 Became 1st Vikings rookie to lead the team in receptions en route to **All-Rookie** honors from the PFWA...Ranked 3rd in team history in rookie receptions with 52 and 5th in rookie receiving yards with 720...Became 1st Vikings rookie WR since Randy Moss in 1998 to post consecutive 100-yard games- 129 vs. Kansas City (10/18) and 108 at Detroit (10/25)...Caught 1st career TD pass on a diving 36-yarder from Teddy Bridgewater at Detroit (10/25), earning **Pepsi Rookie of the Week** honors for the game...Had season-best 2 TD catches vs. Chicago (12/20)...Had 6 catches for 87 yards in his NFL debut at eventual Super

DIGGS HAS A DAY

Stefon Diggs continued his standout sophomore season with a career-high 13 receptions vs. Detroit (11/6), the most among NFL players in 2016 (tied) and 3rd most in franchise history. His baker's dozen catches is the most by a Vikings wideout since Pro Football Hall of Fame inductee Cris Carter totaled 14 against the Cardinals in Sun Devil Stadium on 10/2/94.

SINGLE-GAME RECEPTIONS / VIKINGS HISTORY

RK	PLAYER (OPPONENT, SEASON)	...PCT
1	Rickey Young (NE, 1979)	15
2	Cris Carter (Ari, 1994)	14
3	Stefon Diggs (Det, 2016)	13
4	12 Players	12

2016 SINGLE-GAME RECEPTIONS / NFL

RK	PLAYER (OPPONENT, DATE)	COMPLETIONS
1	Stefon Diggs (Det, 11/6)	13
	Davante Adams (Chi, 10/20)	13
3	5 Players	12

Bowl 50 champion Denver, tying a Vikings record for most catches by a player in his debut game and ranking 3rd in club history for most yards receiving in a debut...Joined fellow rookie classmates OT T.J. Clemmings, LB Edmond Robinson, LB Eric Kendrick, CB Trae Waynes and S Anthony Harris to tie a Vikings record with 6 rookies starting a game when they all opened the *Thursday Night Football* matchup at Arizona (12/10)...His season-long 40-yard TD catch with 1:49 left in game at Chicago (11/1) tied the game 20-20 and set the stage for K Blair Walsh to win the game with a FG as time expired... His 720 receiving yards and 13 catches of 20+ yards on the season ranked 2nd among NFL rookies behind Oakland's Amari Cooper...Caught a pass in every game he played...Helped team to NFC North title and Wild Card playoff berth.

COLLEGE Started 24 of his 28 career games at Maryland... Ended college career with 150 receptions, 2,227 yards and 14 TDs in 28 games...Had 62 receptions for 792 yards and 5 TDs as a junior, his final year at Maryland...Named 2nd-Team All-Big Ten by the league's coaches in 2014...Caught 10 passes totaling 138 yards in the Foster Farms Bowl vs. Stanford (12/30/14)...Led the team in receptions his freshman and junior seasons and had his sophomore campaign cut short due to injury...Had 1,896 all-purpose yards his freshman season, 2nd most in school history.

PREP 1 of the top recruits in the nation and a consensus 5-star recruit at Good Counsel HS in Gaithersburg, MD...Decided to stay in his home state of Maryland after considering offers from Florida, USC and Auburn...Selected 2012 U.S. Army All-American...Named 1st-Team All-State and runner-up Gatorade Maryland Player of the Year as a junior.

DIGG THIS

Entering Week 10, Stefon Diggs ranks 10th in the NFL in receiving yards per game (78.0). The 2nd-year standout became just the 3rd wideout in franchise history to tally back-to-back 100-yard receiving games in Weeks 1 and 2 (1st since Cris Carter in 1997).

BACK-TO-BACK 100-YARD RECEIVING GAMES IN WEEKS 1 AND 2 / VIKINGS PLAYER, SEASON	RECEIVING YARDS
Gene Washington, 1969	152, 172
Cris Carter, 1997	121, 107
Stefon Diggs, 2016	103, 182

Only 1 player in team history totaled more receiving yards after the 1st 2 weeks of the season than Diggs.

RECEIVING YARDS AFTER 2 GAMES / VIKINGS

RK	PLAYER, SEASON	RECEIVING YARDS
1	Gene Washington, 1969	324
2	Stefon Diggs, 2016	285
3	Sammy White, 1981	232

In Week 2, Diggs chased the single-game record for most receiving yards against the Packers by a Vikings WR, helping elevate Minnesota to victory in the 1st-ever game at U.S. Bank Stadium.

RECEIVING YARDS AGAINST GREEN BAY / VIKINGS

RK	PLAYER, DATE	RECEIVING YARDS
1	Randy Moss, 10/5/1998	190
2	Stefon Diggs, 9/18/2016	182
3	Randy Moss, 11/22/1998	153

DIGGS AGAINST THE DIVISION

In his young career, Stefon Diggs has produced big games against divisional opponents, totaling 52 receptions for 670 yards (12.9 average) and 6 TDs in 8 games in the NFC North.

Diggs' single-game career highs in receptions (13), receiving yards (182) and receiving TDs (2) have come against the Lions (11/6/16), Packers (9/18/16) and Bears (12/20/15), respectively.

DIGGS CAREER GAME-BY-GAME / AGAINST NFC NORTH

OPPONENT	REC.	YARDS	AVG.	LG.	TD
at Detroit (10/25/15)	6	108	18.0	36t	1
at Chicago (11/1/15)	6	95	15.8	40t	1
vs. Green Bay (11/22/15)	6	66	11.0	17	0
vs. Chicago (12/20/15)	3	55	18.3	33t	2
at Green Bay (1/3/16)	1	8	8.0	8	0
vs. Green Bay (9/18/16)	9	182	20.2	46	1
at Chicago (10/31/16)	8	76	9.5	25t	1
vs. Detroit (11/6/16)	13	80	6.2	12	0
TOTAL	52	670	12.9	46	6



GETTIN' DIGGY WITH IT

Stefon Diggs made an impact on the Vikings passing game and became the 1st rookie in club history to lead the team in receptions, and his 52 catches are the 3rd most by a Vikings rookie in team history. He ranked 2nd in the NFL among rookie WRs with 720 yards receiving, despite only playing 13 games, and earned All-Rookie accolades. .

RECEPTIONS BY VIKINGS ROOKIES

PLAYER, SEASON	RECEPTIONS
Randy Moss, 1998	69
Percy Harvin, 2009	60
Stefon Diggs, 2015	52

100+ YARD RECEIVING GAMES BY VIKINGS ROOKIES

PLAYER, SEASON	100+ GAMES
Randy Moss, 1998	4
Sammy White, 1976	3
Hassan Jones, 1986	3
Stefon Diggs, 2015	2
Paul Flatley, 1963	2
Ray Poage, 1963	2

RECEIVING YARDS BY 2015 NFL ROOKIES

PLAYER	GMS/YARDS/AVG/REC
Amari Cooper, Oakland	16/1,070/14.9/72
Stefon Diggs, Minnesota	13/720/13.8/52

RECEPTIONS OF 20+ YARDS BY 2015 NFL ROOKIES

PLAYER	20+ CATCHES/TOTAL CATCHES
Amari Cooper, Oakland	16/72
Stefon Diggs, Minnesota	13/52



DIGGS' NFL TOTALS

Year	GP/GS	RECEIVING					RUSHING				
		No.	Yds.	Avg.	Lg	TD	No.	Yds.	Avg.	Lg	TD
2015 (Min)	13/9	52	720	13.8	40t	4	3	13	4.3	10	0
Playoffs	1/1	4	26	6.5	9	0	1	6	6.0	6	0
2016 (Min)	7/7	48	546	11.4	46	2	3	10	3.3	12	0
Total	20/16	100	1266	12.7	46	6	6	23	3.8	12	0
Playoffs	1/1	4	26	6.5	9	0	1	6	6.0	6	0

Other: 5 punt returns, 40 yards, 8.0 avg., 19 long; 1 kickoff return, 22 yards, 22.0 avg., 22 long

SINGLE-GAME CAREER HIGHS

Receptions	13	vs. Detroit, 11/6/16
Receiving Yards	182	vs. Green Bay, 9/18/16
Long reception	46	vs. Green Bay, 9/18/16
TD Receptions	2	vs. Chicago, 12/20/15
Rushing Attempts	1	6x, last vs. Detroit, 11/6/16
Rushing Yards	12	vs. Detroit, 11/6/16
Long Rush	12	vs. Detroit, 11/6/16

DIGGS' TOUCHDOWNS

GAME (*playoffs)	PLAY
at Detroit, 10/25/15	36 pass from T. Bridgewater
at Chicago, 11/1/15	40 pass from T. Bridgewater
vs. Chicago, 12/20/15	15, 33 pass from T. Bridgewater
vs. Green Bay, 9/18/16	25 pass from S. Bradford
at Chicago, 10/31/16	25 pass from S. Bradford
Total	6 (6 receiving)

2015	MINNESOTA	No.	RECEIVING			RUSHING					
			Yards	Avg.	Long	TD	Att.	Yards	Avg.	Long	TD
9/14	@ San Francisco		INACTIVE								
9/20	Detroit		INACTIVE								
9/27	San Diego		INACTIVE								
10/4	at Denver	6	87	14.5							
10/18	Kansas City*	6	129	18.4	31	0	0	0	0.0	0	0
10/25	@ Detroit*	6	108	18.0	36t	1	1	9	9.0	9	0
11/1	@ Chicago*	6	95	15.8	40t	1	0	0	0.0	0	0
11/8	St. Louis*	3	42	14.0	30	0	0	0	0.0	0	0
11/15	@ Oakland*	2	46	23.0	37	0	1	10	10.0	10	0
11/22	Green Bay*	6	66	11.0	17	0	0	0	0.0	0	0
11/29	@ Atlanta*	4	31	7.8	16	0	0	0	0.0	0	0
12/6	Seattle	2	22	11.0	14	0	1	-6	-6.0	-6	0
12/10	@ Arizona*	2	12	6.0	7	0	0	0	0.0	0	0
12/20	Chicago	3	55	18.3	33t	2	0	0	0.0	0	0
12/27	NY Giants	4	19	4.8	10	0	0	0	0.0	0	0
1/3/16	@ Green Bay*	1	8	8.0	8	0	0	0	0.0	0	0
Totals	GP/GS: 13/9	52	720	13.8	40t	4	3	13	4.3	10	0

PLAYOFFS

1/10/16	Seattle*	4	26	6.5	9	0	1	6	6.0	6	0
---------	----------	---	----	-----	---	---	---	---	-----	---	---

2016	MINNESOTA	No.	RECEIVING			RUSHING					
			Yards	Avg.	Long	TD	Att.	Yards	Avg.	Long	TD
9/11	@ Tennessee*	7	103	14.7	33	0	1	-1	-1.0	-1	0
9/18	vs. Green Bay*	9	182	20.2	46	1	0	0	0.0	0	0
9/25	@ Carolina*	4	40	10.0	16	0	0	0	0.0	0	0
10/3	vs. NY Giants*	5	47	9.4	21	0	1	-1	-1.0	-1	0
10/9	vs. Houston		INACTIVE								
10/23	@ Philadelphia*	2	18	9.0	14	0	0	0	0.0	0	0
10/31	@ Chicago*	8	76	9.5	25t	1	0	0	0.0	0	0
11/6	vs. Detroit*	13	80	6.2	12	0	1	12	12.0	12	0
11/13	@ Washington		INACTIVE								
11/20	vs. Arizona		INACTIVE								
11/24	@ Detroit		INACTIVE								
12/1	vs. Dallas		INACTIVE								
12/11	@ Jacksonville		INACTIVE								
12/18	vs. Indianapolis		INACTIVE								
12/24	@ Green Bay		INACTIVE								
1/1/17	vs. Chicago		INACTIVE								
Totals	GP/GS: 7/7	48	546	11.4	46	2	3	10	3.3	12	0



B.J. DuBOISE #90

POSITION: DEFENSIVE END
HEIGHT/WEIGHT: 6-4/284
DOB: 1-19-92
HOMETOWN: OAKLAND PARK, FL

COLLEGE: LOUISVILLE
ACQUIRED: D6b (#193) '15
NFL SEASON: 1
VIKINGS SEASON: 1

2016 GP/GS
IR

Career GP/GS
0/0

Playoffs GP/GS
0/0

• Signed from Vikings practice squad to 53-man roster for Wild Card Playoff game vs. Seattle (1/10/16).

• College teammates at Louisville with Teddy Bridgewater and played youth football with him in Miami, suiting up for the South Florida Express in 7-on-7 league.

OFF THE FIELD Graduated in the fall of 2014 with a communications degree...Played TE and LB on the same 7-on-7 team, South Florida Express, as college and current teammate QB Teddy Bridgewater.

PRO Placed on injured reserve in spring 2016 after suffering injury in OTA practice...Made move to 53-man roster for week of Wild Card Playoff game vs. Seattle as a rookie...Spent entire regular season of rookie campaign on Vikings practice squad... Selected in the 6th round (#193 overall) in the 2015 NFL Draft... Was the 2nd of 2 DEs drafted by the Vikings in 2015.

2016 Was waived/injured on 5/31.

2015 Signed from Vikings practice squad to the 53-man roster for the Wild Card Playoff game vs. Seattle (1/10/16) and was active for the game but did not play...Spent entire regular season on the club's practice squad...Competed in preseason and throughout training camp for a roster spot before being waived on 9/5 in final roster cuts and signed to practice squad on 9/6.

COLLEGE Appeared in 44 games at Louisville, making 20 starts...Was a member of the same recruiting class as Teddy Bridgewater and also played on the same 7-on-7 team, South Florida Express...Had a career year as a senior earning Honorable Mention All-ACC honors and starting all 13 games totaling 41 tackles, 4.0 sacks and 7.5 TFLs, all career bests... Totaled 94 tackles, 7.5 sacks and 15.5 TFLs in his 4-year career... Started his 1st career game as a freshman at Cincinnati.

PREP Was named the Fort Lauderdale Sun-Sentinel Broward County Defensive Player of the Year in 2010 at Northeast High... As a senior, led school to its best record in nearly 30 years, finishing 9-4 and reaching the 6A Regional final.



NICK EASTON #62

POSITION: CENTER
HEIGHT/WEIGHT: 6-3/303
DOB: 6-16-92
HOMETOWN: LENOIR, N.C.

COLLEGE: HARVARD
ACQUIRED: T (SF) '15
NFL SEASON: 2
VIKINGS SEASON: 2

2016 GP/GS
3/0

Career GP/GS
3/0

Playoffs GP/GS
0/0

• Joined Vikings in a trade from San Francisco in October 2015.
• Part of Harvard's undefeated season as a senior.

OFF THE FIELD Majored in economics...Joins former Vikings standout C Matt Birk as former Harvard players to suit up at center for the Vikings...Teammates in San Francisco with fellow lineman Alex Boone and played for 49ers when current Vikings offensive line coach Tony Sparano was tutoring the Niners TEs.


PRO Made his NFL debut, blocking on Matt Asiata's 1-yard TD run, vs. Houston (10/9/16)...Joined Vikings from San Francisco in trade during 2015 bye week...Inactive for each game with Vikings in 2015...Was traded 2 times during his rookie campaign, sent from Baltimore to San Francisco on 9/5/15 and from San Francisco to Minnesota on 10/6/15...Originally signed as a rookie free agent by Baltimore on 5/8/15.

2016 Was on the field for both Vikings TDs - 1-yard pass to Kyle Rudolph and 1-yard rush by Rhett Ellison - vs. Detroit (11/6)...Saw action from scrimmage at Chicago (10/31)... Competed on 13 offensive snaps in his NFL debut, including a 1-yard TD run by Matt Asiata, vs. Houston (10/9)...Inactive at Philadelphia (10/23), vs. NY Giants (10/3), at Carolina (9/25), vs. Green Bay (9/18) and at Tennessee (9/11).

2015 Spent final 12 regular season games and the Wild Card playoff week with Vikings on the 53-man roster but was inactive for each game...Joined Vikings in trade on 10/6...Was active for 49ers for a pair of games but did not see game action... Active for 1st career game as a member of 49ers at Arizona (9/27), but did not play...Active but did not play vs. Green Bay (10/4)...Traded to San Francisco from Baltimore on 9/5...Joined Ravens as a rookie free agent following the 2015 NFL Draft where he competed in training camp and preseason.

COLLEGE Part of Ivy League championship at Harvard as a senior, posting an undefeated record...Honored as a 3rd-Team AP FCS All-American as a senior...Earned 1st-Team All-Ivy as a junior and senior...Started all 10 games as a senior in 2014.

PREP Was named All-State as a senior in football at Hibrten HS in Lenoir, NC...Team captain as a senior...Helped football squad to 1st-ever undefeated season as a senior...All-Conference and All-County as a junior and senior in football... Standout in discus, earning conference and county titles.



RHETT ELLISON #85

POSITION: TIGHT END

HEIGHT/WEIGHT: 6-5/250

DOB: 10-3-88

HOMETOWN: PORTOLA VALLEY, CA

COLLEGE: SOUTHERN CALIFORNIA

ACQUIRED: D4b (#128) '12

NFL SEASON: 5

VIKINGS SEASON: 5

2016 GP/GS

7/2

Career GP/GS

65/37

Playoffs GP/GS

1/0

• Father, Riki, was a 3-time Super Bowl champ and 10-year LB with San Francisco (1983-89) and the LA Raiders (1990-92).

• Spent 3 years in his father's homeland, attending school and playing rugby and cricket in Christchurch, New Zealand, and returned for a visit with his father during the 2015 offseason.

OFF THE FIELD Married to Raina in spring 2016...Earned bachelor's degree in international relations in spring 2011 and master's degree in communication management in 2013 off-season...Father, Riki, was a USC standout at LB from 1978-82, helping the Trojans to the 1978 National Championship, and played for the Trojans when Vikings offensive coordinator Norv Turner served on coaching staff...Riki went on to a 10-year NFL career with San Francisco (1983-89) and LA Raiders (1990-92)...Sister, Wesley, played water polo at Michigan and continues to work in the UM athletic department...Father was the 1st New Zealander to play in the NFL, and Rhett lived in New Zealand from age 4-7...Returned to visit New Zealand and the famous All Blacks rugby team during the 2015 offseason...Has family ties to the Twin Cities and his mother grew up in Edina...Uncle, Dave Maley, played in the NHL.

PRO Became the 3rd TE in franchise history to score a rushing TD when he carried his 1st career rush across the goal line vs. Detroit (11/6/16)...Recorded a career-long 41-yard reception from QB Teddy Bridgewater at Arizona (12/10/15)...Caught his 1st NFL TD on a 12-yard pass from Christian Ponder at Green Bay (11/24/13).

2016 Scored on his 1st career carry, becoming the 3rd TE in franchise history to record a rushing TD, vs. Detroit (11/6)...Also notched a 4-yard reception and 1 special teams tackle against the Lions...Competed from scrimmage and on special teams at Chicago (10/31) and at Philadelphia (10/23)...Inactive (knee) vs. Houston (10/9)...Started and secured 1 reception for 2 yards vs. NY Giants (10/3)...Started and posted an 18-yard reception at Carolina (9/25)...Subbed and competed on offense and special teams vs. Green Bay (9/18) and in the season opener at Tennessee (9/11).

2015 Valuable part of the Vikings running game as a blocker and capable receiver...Had season cut short by knee injury suffered at Green Bay (1/3/16) in regular season finale...Helped Vikings claim NFC North title with 11-5 mark, winning division crown in final game of the regular season at Green Bay, snapping the 4-season streak the Packers had held...Placed on injured reserve on 1/6/16 and missed Wild Card playoff game...Helped Adrian Peterson lead the NFL in rushing with 1,485 yards on the ground...Caught lone TD of season at Oakland (11/15) on an 11-yarder from Teddy Bridgewater...Helped pave way for Peterson to earn 1st-Team Associated Press All-Pro honors, a Pro Bowl berth and win FedEx Ground Player of the Year...Peterson broke the 100-yard mark in 7 games and cracked the 200-yard plateau at Oakland (11/15), for the 6th time in his career, to tie the NFL record with O.J. Simpson.

2014 Had a breakout season in 2014 in his 1st year in Offensive Coordinator Norv Turner's system, setting career highs in receptions (19), receiving yards (208), long receptions (40) and starts (13)...Doubled his career receptions, receiving yards and TDs in his 3rd NFL season...Saw more time as a pass-catching

TE after spending most of his opening 2 seasons as a blocker and special teams player...Caught a career-best 4 passes from rookie QB Teddy Bridgewater in the Vikings win vs. Washington (11/2), helping the offense also rush for 3 TDs...Caught his 2nd career TD on a 7-yard pass from Bridgewater when the Vikings visited Chicago (11/16)...Hauled in a career-high 47 receiving yards, along with a career-long 40-yard catch at Miami (12/21).

2013 Appeared in 11 games, starting 6 of them during his 2nd NFL season...Started the season opener at Detroit (9/8), serving as the lead blocker on Adrian Peterson's 78-yard TD run on the Vikings 1st play from scrimmage...Hauled in his 1st career TD on a 12-yard pass from Christian Ponder at Green Bay (11/24)...Had a season-best 2 catches at Cincinnati (12/22)...2 separate injuries held him out of 5 games throughout the course of the season...Spent time on special teams, recording 3 tackles on the season...Had 4 of his 5 receptions result in 1st downs for the Vikings.

2012 Started 7 games as a rookie, playing in all 16 regular season games and the Wild Card playoff at Green Bay...Regular on special teams units, ranked 3rd on team with 13 special teams tackles...Had season-best 2 catches with a long of 29 vs. Tennessee (10/7)...Hauled in 16-yard catch at Washington (10/14)...Played as an in-line TE and out of the backfield, paving the way for 2012 NFL MVP Adrian Peterson to rush for 2,097 yards, the 2nd-best season in NFL history...Started 1st career game at Detroit (9/30).

COLLEGE Started 31 career games...Versatile performer who saw time at TE and FB while excelling on special teams as well...Was a full-time starter as a sophomore and junior before moving to FB as a senior...Started all 25 games over his final 2 seasons...Served as a team captain as a senior...Garnered 1st-Team All-Pac 12 honors as a special teamer as a senior in 2011...Earned Honorable Mention All-Pac 10 as a junior...Named USC's Co-Lifer of the Year as a junior and won team's Leadership Award...Scored final collegiate TD in final game as a Trojan against UCLA in 2011...Had career-high 45 yards receiving at Minnesota as a junior in 2010...Scored career-best 3 TDs in 2010, catching TDs against Hawaii, Arizona and UCLA...Scored 1st career TD against San Jose State in 2009.

PREP Standout TE and LB at St. Francis High in Mountain View, CA...Earned SuperPrep All-Far West and Prep Star All-West honors as a senior.

RHETT'S RUSHING TD

In Minnesota's Week 9 matchup against the Lions (11/6/16), Rhett Ellison registered his 1st career carry, a 1-yard TD rush to give the Vikings a 16-13 lead over Detroit with 23 seconds remaining in the 4th quarter. Ellison is just the 3rd TE in franchise history to rush for a TD.

RUSHING TDs BY TE's / VIKINGS HISTORY

PLAYER (OPPONENT)	RUSHING TD
Stu Voigt vs. Green Bay, 12/10/1972	1t
Steve Jordan vs. Tampa Bay, 11/4/1984	4t
Rhett Ellison vs. Detroit, 11/6/2016	1t

ELLISON'S NFL TOTALS

Year	GP/GS	No.	RECEIVING				TD	No.	RUSHING				2 PT	STT
			Yds.	Avg.	Lg	TD			Yds.	Avg.	Lg	TD		
2012 (Min)	16/7	7	65	9.3	29	0	0	0	0.0	0	0	0	0	13
Playoffs	1/0	0	0	0.0	0	0	0	0	0.0	0	0	0	0	0
2013 (Min)	11/6	5	61	12.2	17	1	0	0	0.0	0	0	0	0	3
2014 (Min)	16/13	19	208	10.9	40	1	0	0	0.0	0	0	1 (rec)	0	7
2015 (Min)	15/9	11	124	11.3	41	1	0	0	0.0	0	0	0	0	2
2016 (Min)	7/2	3	24	8.0	18	0	1	1	1.0	1t	1	0	0	1
Total	65/37	45	482	10.7	41	3	1	1	1.0	1t	1	1	1	26
Playoffs	1/0	0	0	0.0	0	0	0	0	0.0	0	0	0	0	0

SINGLE-GAME CAREER HIGHS

- Receptions..... 4..... vs. Washington, 11/2/14
- Receiving Yards47..... at Miami, 12/21/14
- Long Reception41..... at Arizona, 12/10/15
- Receiving Touchdowns1..... 3x, last at Oakland, 11/15/15
- Rushing Attempt1..... vs. Detroit, 11/6/16
- Rushing Yard1..... vs. Detroit, 11/6/16
- Rushing TD1..... vs. Detroit, 11/6/16
- Long Rush1t..... vs. Detroit, 11/6/16
- 2-Point Conversion1..... vs. Atlanta, 9/28/14 (receiving)
- Forced Fumble.....1..... vs. Arizona, 10/21/12
- Special Teams Tackles2..... 6x, last vs. St. Louis, 11/8/15

ELLISON'S TOUCHDOWNS	
Game	Play
@ Green Bay, 11/24/13.....	12 pass from C. Ponder
@ Chicago, 11/16/14.....	7 pass from T. Bridgewater
@ Oakland, 11/15/15.....	11 pass from T. Bridgewater
vs. Detroit, 11/6/16.....	1 run
Total.....	4 (3 receiving, 1 rushing)

50 GREATEST VIKINGS HONORED DURING VIKINGS 50TH SEASON

The 50 Greatest Vikings were recognized as the pinnacle of a season-long celebration of the club's 50th season in 2010. The Vikings legends took part in a weekend of activities leading up to the regular season home finale vs. Chicago on 12/20/10.

50 GREATEST VIKINGS

PLAYER, POSITION	SEASONS
Grady Alderman, T.....	1961-74
Jared Allen, DE.....	2008-13
Matt Birk, C.....	1998-2008
Matt Blair, LB.....	1974-85
Bill Brown, RB.....	1962-74
Joey Browner, S.....	1983-91
Bobby Bryant, CB.....	1967-80
Anthony Carter, WR.....	1985-93
Cris Carter, WR.....	1990-2001
Fred Cox, K.....	1963-77
Daunte Culpepper, QB.....	1999-2005
Chris Doleman, DE.....	1985-93, '99
Carl Eller, DE.....	1964-78
Chuck Foreman, RB.....	1973-79
John Gilliam, WR.....	1972-75
Bud Grant, Head Coach.....	1967-83, '85
Wally Hilgenberg, LB.....	1968-79
Steve Hutchinson, G.....	2006-11
Tim Irwin, T.....	1981-93
Steve Jordan, TE.....	1982-94
Tommy Kramer, QB.....	1977-89
Paul Krause, S.....	1968-79
Gary Larsen, DT.....	1965-74
Carl Lee, CB.....	1983-93
Jim Marshall, DT.....	1961-79

Randall McDaniel, G.....	1988-99
Keith Millard, DT.....	1985-91
Randy Moss, WR.....	1998-2004, '10
Dave Osborn, RB.....	1965-75
Alan Page, DT.....	1967-78
Adrian Peterson, RB.....	2007-present
John Randle, DT.....	1990-2000
Ahmad Rashad, WR.....	1976-82
Ed Sharockman, CB.....	1962-72
Jeff Siemon, LB.....	1972-82
Robert Smith, RB.....	1993-2000
Scott Studwell, LB.....	1977-90
Doug Sutherland, DT.....	1971-81
Fran Tarkenton, QB.....	1961-66, '72-78
Henry Thomas, DT.....	1987-94
Mick Tingelhoff, C.....	1962-78
Stu Voigt, TE.....	1970-80
Gene Washington, WR.....	1967-72
Ed White, G.....	1969-77
Sammy White, WR.....	1976-86
Kevin Williams, DT.....	2003-13
Antoine Winfield, CB.....	2004-12
Roy Winston, LB.....	1962-76
Ron Yary, T.....	1968-81
Gary Zimmerman, T.....	1986-92





ANTONE EXUM, JR. #32

POSITION: SAFETY
HEIGHT/WEIGHT: 6-0/219
DOB: 2-27-91
HOMETOWN: GLEN ALLEN, VA

COLLEGE: VIRGINIA TECH
ACQUIRED: D6a (#182) '14
NFL SEASON: 3
VIKINGS SEASON: 3

2016 GP/GS
IR

Career GP/GS
27/2

Playoffs GP/GS
0/0

- Active with Vikings breast cancer awareness causes.
- Started 1st career game at Atlanta (11/29/15).

OFF THE FIELD Graduated with a degree in finance and is completing coursework for a 2nd degree in marketing...Mother, a breast cancer survivor, served as the Honorary Captain for the team's game vs. Detroit (10/12/14).

PRO Earned a pair of starts in 2015, opening games at Atlanta and vs. Seattle...Played in 12 games before going on injured reserve (12/18/15)...Saw time in 15 games in 2014, the 2nd most by a Vikings rookie behind DT Shamar Stephen, who played in every game...Saw time on defense in regular season opener win at St. Louis (9/7/14)...1st S drafted by the Vikings since Harrison Smith (29th overall in 2012)...Highest selection of the 3 DBs picked in the Vikings 2014 draft class.

2016 Placed on Injured Reserve on 8/31.

2015 Started 2 of the 12 games he played...Placed on injured reserve 12/8...Made 1st career start at Atlanta (11/29) and followed it a week later vs. Seattle (12/6)...Replaced injured Harrison Smith in 1st start and injured Andrew Sendejo in the 2nd...Notched career-high 9 tackles to lead the team at Atlanta, including 6 solo stops, a tackle for loss and recovered a fumble after LB Anthony Barr made a big play down the field to strip the Falcons ballcarrier and negate a big gain...Forced and recovered the fumble on same play vs. Seattle (12/6), stripping RB Thomas Rawls on the opening drive of the game.

2014 Tied for 5th on team with 7 special teams tackles...Had 3 special teams tackles in the final 4 games of the season...Saw action in season opener at St. Louis (9/7)...Played in 1st home game vs. New England (9/14)...Had 1 special teams tackle vs. Detroit (10/12)...Inactive for game vs. Washington (11/2)...Notched season-high 2 special teams tackles vs. NY Jets (12/7)...Had tackle on defense at Detroit (12/14).

COLLEGE Started the final 30 games he appeared in, totaling 35 starts in 44 games played...Versatile player who saw time at multiple positions while at Virginia Tech, playing S and nickel in 2010, S and rover in 2011, CB in 2012 and S in 2013...Named 2nd-Team All-ACC and SI Honorable Mention All-American in 2012 after recording a career-high 5 INTs and 48 tackles...Named 2012 Russell Athletic Bowl MVP after snaring an INT in the win over Rutgers.

PREP Was an offensive standout at Deep Run HS in Glen Allen, VA, accounting for 2,357 yards and 30 TDs during his senior year...Excelled on both sides of the ball and was ranked the No. 38 athlete prospect in the nation by Rivals...Named to PrepStar's All-Atlantic Region Team as a QB as well as a 1st-Team All-Metro selection as a defender by the Richmond Times-Dispatch.




Antone Exum, the son of a breast cancer survivor, helps raise awareness of the disease through the Crucial Catch campaign and the Vikings luncheon honoring women each October.

EXUM'S NFL TOTALS

Year	GP/GS	Tackles							Special		
		Solo	Asst.	Total	Sacks	INTs	PBU	TFL	QBH	FF/FR	Teams
2014 (Min)	15/0	2	0	2	0.0	0	0	0.0	0	0/0	7
2015 (Min)	12/2	12	4	16	0.0	0	0	1.0	0	1/2	6
2016 (Min)	0/0	INJURED RESERVE									
Totals	27/2	14	4	18	0.0	0	0	1.0	0	1/2	13

SINGLE-GAME CAREER HIGHS

Tackles 9..... at Atlanta, 11/29/15
 Solo Tackles 6..... at Atlanta, 11/29/15
 Forced Fumble 1..... vs. Seattle, 12/6/15
 Fumble Recovery 1..... at Atlanta, 11/29/15; vs. Seattle, 12/6/15
 Special Teams Tackles 2..... vs. NY Jets, 12/7/14; at Oakland, 11/15/15



SHARRIF FLOYD #73

POSITION: DEFENSIVE TACKLE
HEIGHT/WEIGHT: 6-3/311
DOB: 5-28-91
HOMETOWN: PHILADELPHIA, PA

COLLEGE: FLORIDA
ACQUIRED: D1a (#23) '13
NFL SEASON: 4
VIKINGS SEASON: 4

2016 GP/GS
1/0

Career GP/GS
44/24

Playoffs GP/GS
1/1

• The 1st of 3 players drafted in the 1st round by the Vikings in 2013, only the 2nd time the Vikings have had 3 picks in the 1st round and 1st time by an NFL team since St. Louis in 2001.

OFF THE FIELD Visited and spoke to Gainesville elementary students while at Florida...Position coach at Florida was former NFL All-Pro DT Bryant Young...Majored in social and behavioral sciences...Switched jersey to #73 for the 2014 season, going back to his high school and college number after wearing #95 for his rookie NFL campaign...Visits St. Croix with teammate Linval Joseph, a native of the island, during offseason.

PRO Regular starter at DT and teamed with NT Linval Joseph to give the Vikings a tough interior tandem...Started 12 of the 13 games he played in regular season and started Wild Card Playoff game in 2015...Took over as a starter in 2nd season in 2014, making 11 starts in 14 appearances...Appeared in all 16 games during rookie season...Made 1st career start vs. Washington (11/7/15), finishing with 3 tackles...Selected #23 overall in 2013, the 3rd DT selected overall...Shared 1st NFL sack with Jared Allen during International Series game vs. Pittsburgh in London (9/29/13)...Was the 1st DT selected by the Vikings in the 1st round since 2003 when the club drafted Kevin Williams 9th overall...The 1st of 3 players drafted by the Vikings in the 1st round of 2013, marking only the 2nd time in team history the team had 3 picks in the 1st round and the 1st time for an NFL team since St. Louis did it in 2001... Was 1 of 8 Gators selected in the 2013 NFL Draft.

2016 Inactive Weeks 3-9 after undergoing knee surgery on 9/22...Inactive (knee) vs. Green Bay (9/18)...Part of a deep D-line rotation in the season opener at Tennessee (9/11).

2015 Helped Vikings defense climb from #25 in the NFL in rushing defense in 2014 to #17 in 2015...Part of defense that keyed Vikings 11-5 regular season mark that won the NFC North for the 1st time since 2009...Vikings ranked #13 in the NFL in total defense...Started 12 of the 13 games he played in and started Wild Card Playoff game vs. Seattle (1/10/16)...Missed 3 straight games mid-season with knee injury...Notched season-

high 7 tackles in 3 different games...Posted 2.5 sacks on the season...Sacked Aaron Rodgers in regular season finale at Lambeau Field (1/3/16) en route to wrestling NFC North title away from Packers after 4-season hold on the crown.

2014 Served as a regular starter during his 2nd NFL season...Part of a defense that, under 1st year Head Coach Mike Zimmer, was the most improved in the NFL in 2014, allowing 7.1 fewer points per game than in 2013...Recorded career highs in tackles (55), sacks (4.5), TFLs (11), and QB pressures (43)...Set career highs in tackles (9) and solo tackles (5) in the Vikings OT victory at Tampa Bay (10/26)...Recorded his 1st sack of the season on *Thursday Night Football* at Green Bay (10/2)...Had 3 straight games with at least 0.5 sack (at Buffalo, at Tampa Bay, vs. Washington)...Sacked Panthers QB Cam Newton on the 1st series of the Vikings 31-13 victory over Carolina, 1 of his 4.5 sacks on the season...Missed 2 games with a knee injury (vs. Green Bay, 11/23; at Detroit, 12/14).

2013 Saw action in all 16 games, including 1 start, during his rookie season...Recorded the 1st sack of his career when he and Jared Allen shared a sack on Pittsburgh's Ben Roethlisberger during the NFL International Series in London (9/29)...Notched 1st full sack vs. Carolina (10/13) when he wrapped up Panthers QB Cam Newton...Tipped a pass at the line of scrimmage vs. Cleveland (9/22) that resulted in an Erin Henderson INT, a turnover that resulted in a Viking score...Recorded a season-best 4 tackles at Baltimore (12/8)...Finished with 3 tackles in his 1st NFL start at Washington (11/7)...1 of 10 Vikings rookies to see action during the 2013 season.

COLLEGE Played in 37 career games, making 26 starts as a Gator...Declared for the NFL Draft following his junior season...Had 115 career tackles, 26.0 TFL, 4.5 sacks, a pass breakup, 3 blocked FGs and 1 FF...His 3 career kick/punt blocks is tied for 5th in school history...Appeared in and started all 13 games during the 2012 season and was named 1st-Team Defense AP All-SEC (DT), 1st-Team Defense Coaches' All-SEC (DL), Sporting News All-American, Phil Steele Postseason All-SEC 1st-Team (DL)...1st DL at Florida since 2001 to earn All-America honors...Recorded 46 tackles on the season and led the team with 13.0 TFL, added 1 forced fumble and 2 blocked kicks during his junior season...Recorded 5 tackles, including 2.0 sacks for a loss of 12 yards and blocked a field goal against his current Vikings teammate Teddy Bridgewater and Louisville in the Sugar Bowl... Started the final 11 games of the season at DE after being suspended for the 1st 2 games by the NCAA in 2011...Totaled 46 tackles, 6.5 TFL, 1.5 sacks, a pass breakup and a blocked kick during his sophomore campaign...Named to the 2010 Coaches' Freshman All-SEC Team...Had 23 tackles, 13 assisted and 10 solo, with 6.5 for loss in 2010...Was 1 of 7 true freshmen to make a start in 2010...Earned a starting spot and contributed 2 tackles, including 1 for loss, in the Gators' win over Penn State in the Outback Bowl.

PREP Was ranked the No. 1 DT by Scout.com and selected the Maxwell Football Club's National High School Player of the Year in 2009...Attended Philadelphia's George Washington High School...Garnered Public League Player of the Year accolades and was named to the All-City squad by the Daily News his senior year...Also named to the Daily News All-Decade Team as well as naming him the Public League Player of the Decade... Graduated with a 3.0 GPA.

FIRST ROUND FOCUS

The Vikings feature 15 players who entered the NFL as a 1st-round draft choice, 11 of which were selected by the Vikings.

VIKINGS 1ST-ROUND TALENTS

PLAYER, SCHOOL, POS., TEAM	SEASON, SELECTION
Terence Newman, Kansas State, CB, Dallas	2003, #5
Chad Greenway, Iowa, LB, Minnesota	2006, #17
Adrian Peterson, Oklahoma, RB, Minnesota	2007, #7
Jake Long, Michigan, T, Miami	2008, #1
Andre Smith, Auburn, T, Cincinnati	2009, #6
Sam Bradford, Oklahoma, QB, St. Louis	2010, #1
Matt Kalil, USC, T, Minnesota	2012, #4
Harrison Smith, Notre Dame, S, Minnesota	2012, #29
Sharrif Floyd, Florida, DT, Minnesota	2013, #23
Xavier Rhodes, Florida State, CB, Minnesota	2013, #25
Cordarrelle Patterson, Tennessee, WR, Minnesota	2013, #29
Anthony Barr, UCLA, LB, Minnesota	2014, #9
Teddy Bridgewater, Louisville, QB, Minnesota	2014, #32
Trae Waynes, Michigan State, CB, Minnesota	2015, #11
Laquon Treadwell, Mississippi, WR, Minnesota	2016, #23

FLOYD'S NFL TOTALS


Year.....	GP/GS	Tackles							QBH	FF/FR
		Solo	Asst.	Total	Sacks	INTs	PBU	TFL		
2013 (Min).....	16/1	17	12	29	2.5	0	4	7.5	7	0/0
2014 (Min).....	14/11	27	28	55	4.5	0	1	11.0	43	0/0
2015 (Min).....	13/12	21	16	37	2.5	0	1	7.0	20	0/0
2016 (Min).....	1/0	0	0	0	0.0	0	0	0.0	0	0/0
Totals	44/24	65	56	121	9.5	0	6	25.5	70	0/0

SINGLE-GAME CAREER HIGHS

Tackles.....9at Tampa Bay, 10/26/14
 Solo Tackles.....6vs. Seattle, 12/6/15
 Sack.....1.07x, last at Green Bay, 1/3/16
 Passes Defensed.....16x, vs. Chicago, 12/20/15
 QB Pressures.....6.....at Buffalo, 10/19/14;
vs. Washington, 11/2/14;
vs. Chicago, 12/28/14

FLOYD'S SACKS

GAME	QB	SACK
vs. Pittsburgh, 9/29/13.....	Ben Roethlisberger.....	0.5
vs. Carolina, 10/13/13.....	Cam Newton.....	1.0
vs. Chicago, 12/1/13.....	Josh McCown.....	1.0
at Green Bay, 10/2/14.....	Aaron Rodgers.....	1.0
@ Buffalo, 10/19/14.....	Kyle Orton.....	1.0
@ Tampa Bay, 10/26/14.....	Mike Glennon.....	1.0
vs. Washington, 11/2/14.....	Robert Griffin III.....	0.5
vs. Carolina, 11/30/14.....	Cam Newton.....	1.0
vs. San Diego, 9/27/15.....	Philip Rivers.....	0.5
vs. Kansas City, 10/18/15.....	Alex Smith.....	0.5
vs. Chicago, 12/20/15.....	Jay Cutler.....	0.5
@ Green Bay, 1/3/16.....	Aaron Rodgers.....	1.0
Total.....		9.5



ISAAC FRUECHTE #15

POSITION: WIDE RECEIVER
HEIGHT/WEIGHT: 6-3/210
DOB: 3-7-91
HOMETOWN: CALEDONIA, MN

COLLEGE: MINNESOTA
ACQUIRED: UDFA '15
NFL SEASON: 1
VIKINGS SEASON: 1

2016 GP/GS
PS

Career GP/GS
0/0

Playoffs GP/GS
0/0

- Spent the entire 2015 season on the Vikings practice squad after signing as undrafted free agent after the 2015 NFL Draft.
- Played collegiately at University of Minnesota and Rochester Community College as well as high school in-state at Caledonia in rural SE Minnesota.

OFF THE FIELD Majored in recreation, parks and leisure...Has completed student-teaching duties and aspires to a career in coaching and teaching after football...Avid outdoorsman, enjoys hunting and fishing in his free time along with golf...Father, Carl Fruechte, is state championship-winning high school coach at his alma mater, Caledonia HS...Has 2 sisters, 1 older and 1 younger, who competed collegiately in volleyball at Minnesota State, Mankato and Winona State, respectively...The Vikings honored Caledonia High in spring 2016 for their state title in 2015 and consistent success as Minnesota High School Football Program of the Year with a special 2-day Town Takeover.


PRO Spent entire rookie season, regular season and playoffs, on Vikings practice squad...Joins CB Marcus Sherels (Rochester John Marshall), WR Adam Thielen (Detroit Lakes), TE Brian Leonhardt (Spring Lake Park), WR Terrell Sinkfield (Hopkins), DT Carter Bykowski (Eden Prairie) and C.J. Ham (Duluth Denfeld) as former Minnesota high school products on the Vikings roster...Shares hometown with Tennessee Titans DT Karl Klug, who played for Fruechte's father at Caledonia HS...The Caledonia tandem faced each other in the final pre-season game of 2015 with a large crowd from their hometown in Nashville.

2016 Joined the Vikings practice squad on 9/27 after brief stint on Detroit's practice squad.

2015 Spent season on Vikings practice squad...Caught 6 passes for 49 yards in preseason action for the Vikings...Competed in training camp and preseason for roster spot...Originally joined Vikings as a rookie free agent following Vikings rookie camp.

COLLEGE Played 3 seasons at Minnesota after transferring from Rochester Community College following his freshman season...Started 18 of the 38 games he played for the Gophers...Reeled in 18 passes for 292 yards and a TD as a senior...Earned UM's Wide Receiver of the Year as a senior and in 2011 as a sophomore...Had career-best 105 yards receiving at Illinois as a senior and scored his lone TD of the year...Caught 2 TD passes as a sophomore, his 1st vs. New Hampshire and 2nd at Iowa...Posted career-high 19 catches as sophomore in 2012 at Minnesota...Had 805 yards and 9 TDs at RCC as a freshman.

PREP Standout on perennial state power Caledonia where he helped Warriors to the 2007 and 2008 state championships in Class 2A, 3 section titles, 3 titles in the 3 Rivers Conference...Named Honorable Mention Associated Press All-State as a junior and senior...Earned berth in state track and field meet 4 times during prep career.



BRANDON FUSCO #63

POSITION: GUARD
HEIGHT/WEIGHT: 6-4/306
DOB: 7-26-88
HOMETOWN: CRANBERRY TOWNSHIP, PA

COLLEGE: SLIPPERY ROCK
ACQUIRED: D6c (#172) '11
NFL SEASON: 6
VIKINGS SEASON: 6

2016 GP/GS
8/8

Career GP/GS
61/58

Playoffs GP/GS
2/2

• The highest-drafted player from Slippery Rock in school history and 1st to be invited to Senior Bowl and Combine.

• High school teammates with Packers G/T Don Barclay at Seneca Valley High and remains close friends.

• Part of Vikings OL in 2012 that started all 16 games as a unit, paving the way for Adrian Peterson to earn NFL MVP honors and rush for 2,097 yards, the 2nd-best total in NFL history.

OFF THE FIELD Majored in safety and environmental management at SRU, earning degree in December 2010...Has a twin brother, Josh, who played rugby at Clarion University...High school honor roll student...Helped teach kids about outdoor activities and fishing at the annual Lake Minnetonka Crappie Contest in 2013, sponsored by Minnesota Bound TV...High school teammates with Packers G/T Don Barclay at Seneca Valley High and remains close friends...Had his jersey #74 retired at Slippery Rock in Spring 2016 and was inducted into SRU Athletics Hall of Fame.

PRO Moved from RG to LG for 2015 and started every game for the NFC North champions...Helped Adrian Peterson lead the NFL in rushing for the 3rd time in Peterson's career in 2015...Signed a contract extension with the Vikings prior to the 2014 opener...Started the opening 3 games of the 2014 season before being placed on injured reserve with pectoral injury suffered at New Orleans (9/21/14)...Started all 15 games he appeared in during 2013, missing only the game vs. Philadelphia (12/15/13) due to a knee injury...Helped the Vikings rush for an NFL-best 23 TDs during 2013...Started all 16 games and Wild Card playoff game in 2012 at RG...Helped Peterson lead the NFL in rushing for the 2nd time in his career, the only Vikings player who has led the League in rushing...Saw time in 3 games during rookie season...Spent 13 weeks of his rookie season as an inactive player or did not play as he learned the NFL game...Became the 5th overall player and the highest-drafted player selected from Slippery Rock at #172 overall...Was the 1st SRU player to earn invites to the Senior Bowl and to the Scouting Combine.

2016 Started at RG vs. Detroit (11/6), at Chicago (10/31) and at Philadelphia (10/23)...Started at RG and played 8 offensive snaps before leaving the game in the 1st quarter with a concussion...Started at RG for an O-line that helped total 104 rushing yards and did not allow a sack vs. NY Giants (10/3)...Started at RG at Carolina (9/26) and vs. Green Bay (9/18)...Started at RG for an offensive line that did not permit a sack at Tennessee (9/11).

2015 Moved from RG to LG and started every game, helping Adrian Peterson lead the NFL in rushing for the 3rd time in his career and for the 2nd time with Fusco in the starting lineup...The Vikings line started every game as a unit for the NFC North champions, the only line in the NFL to do so in 2015...Part of an offensive line that paved the way for the #4-ranked rushing attack...Peterson amassed 1,485 yards and 11 TDs en route to 1st-Team All-Pro honors, a Pro Bowl berth and winning the FedEx Ground Player of the Year...Peterson broke the 100-yard mark 7 times on the season and had a season-best 203 yards at Oakland (11/15), matching the NFL record with O.J. Simpson for most career 200-yard games.

2014 Started the 1st 3 games of the season before suffering a season-ending injury at New Orleans (9/21)...Placed on injured

reserve on 9/24...Signed a contract extension just prior to the beginning of the season...Part of an OL unit that didn't allow a sack in the 1st game of the season at St. Louis (9/7), just 1 of 5 teams to do so...Aided the Vikings rushing attack as they went for 186 rushing yards on the day...Protected rookie QB Teddy Bridgewater in his 1st appearance, at New Orleans (9/21), before suffering an injury that sidelined him for the season.

2013 Made 15 starts during his 2nd season as a full-time starter at RG...Part of an offensive line that helped the Vikings finish 8th in the NFL in total rushing yards (2,081) and 1st in rushing TDs (23)...Helped pave the way for Adrian Peterson's 79-yard TD run on the Vikings 1st offensive play of the season vs. Detroit (9/8)...Helped the team set a season-high 232 total rushing yards in a tie at Green Bay (11/24)...Blocked for Adrian Peterson's season-best 211 rushing yards on a career-high 35 carries vs. Chicago (12/1)...In the final game of the season and at Mall of America Field at HHH Metrodome vs. Detroit (12/29) helped Matt Asiata to rush for a career-high 115 yards.

2012 Stepped into starting lineup at RG in his 2nd season...Part of Vikings offensive line that started all 16 games and the Wild Card playoff game as a unit...Started 1st career game in season opener vs. Jacksonville (9/9)...Helped Peterson bounce back from severe knee injury to rush for 2,097 yards, the 2nd-best single-season performance in NFL history, en route to earning NFL MVP honors...Peterson matched his own team record with 10 games of 100+ yards on the season.

2011 Saw action in 3 games...Made NFL debut vs. Green Bay (10/23), getting time at RG in place of injured Anthony Herrera...Helped Adrian Peterson rush for season-high 175 yards in Packers game...Played at RG at Washington (12/24).

COLLEGE Ended career as one of the most decorated players in Slippery Rock history...Recognized by SRU in a 2016 ceremony in which his jersey number (74) was retired, just the 3rd such honor in program history...1st player in SRU history to be invited to NFL Scouting Combine and play in the Senior Bowl...Winner of the Gene Upshaw Award (top Division II offensive lineman) and the Division II Rimington Award (top centers in college football)...Earned All-America honors as a senior from AFCA, Daktronics and earned a spot on *Associated Press* Little All-America team honor non-Division I players...Named All-Pennsylvania State Athletic Conference - Western Division as a sophomore, junior and senior...Named Offensive MVP as a junior...Moved from OT to C during spring practice of his redshirt freshman season...Redshirted in 2006.

PREP Standout OT at Seneca Valley High in Harmony, PA...Named to All-WPIAL Class AAA-1 team as a senior and was honorable mention Quad North All-Star as a junior...High school teammate of Green Bay Packers offensive lineman Don Barclay.

FUSCO'S CAREER GAMES/STARTS

Year	GP/GS
2011 (Min)	3/0
2012 (Min)	16/16
Playoffs	1/1
2013 (Min)	15/15
2014 (Min)	3/3
2015 (Min)	16/16
Playoffs	1/1
2016 (Min)	8/8
Totals	61/58
Playoffs	2/2



CHAD GREENWAY #52

POSITION: LINEBACKER
HEIGHT/WEIGHT: 6-3/237
DOB: 1-12-83
HOMETOWN: MT. VERNON, S.D.

COLLEGE: IOWA
ACQUIRED: D1 (#17) '06
NFL SEASON: 11
VIKINGS SEASON: 11

2016 GP/GS

8/5

Career GP/GS

148/140

Playoffs GP/GS

5/5

• Ranks 4th in team history with 1,309 career tackles.

• Honored as 2015 **Byron "Whizzer" White Award** winner by NFL Players Association and named **Vikings Community Man of the Year** in 2011, 2014 and 2015.

• Vikings **Defensive MVP** in 2010, 2012 and 2013.

OFF THE FIELD

Recognized as 2015 **Vikings Community Man of the Year** for his generosity and charity in the Twin Cities and his home state of South Dakota, his 3rd time earning the honor...Has donated several "Chad's Lockers" to hospitals throughout the Upper Midwest, giving patients and their families a resource to find games and books...Works through his Lead The Way Foundation to enhance education and health opportunities for children...Honing his business acumen by partnering with locally owned Aspire Beverage company, joining the company in winter 2016...Raised on a farm in South Dakota and still involved in farming today, he has been active with the ANF- America Needs Farmers- efforts that have been re-kindled with the Iowa football program and Iowa Farm Bureau in recent years...Named 2015 **Byron "Whizzer" White Award** winner from the NFLPA, the honor given by the players association, for his work in the community...Donated funds to build a new track at his alma mater, Mt. Vernon High School...Made generous donation of \$100,000 to Sanford Hospital in Sioux Falls, SD in spring 2008 to help children's cancer patients and families...Recognized by teammates as the 2007 winner of the Ed Block Courage Award for his dedication and effort coming back from season-ending knee injury as a rookie...Graduated with a degree in communication studies from Iowa...Married in July 2006 to Jennifer Capista, a former track and field athlete at Iowa...Couple has daughters Maddyn, Beckett and Blakely...Joins his wife in hosting the annual Greenway Gridiron Gallop 5K fun run on Father's Day...Grew up on a hog and crop farm in Mount Vernon, SD, which has a population under 400...Played 9-man football in high school...Had his high school jersey, #8, retired in a winter 2009 event at Mt. Vernon High.

HONORS 2012 *Associated Press* 2nd **Team All-Pro**...Earned **Pro Bowl** berths in 2011 and 2012...Named by NFLPA as the 2015 recipient of the **Byron "Whizzer" White Award** for his

efforts off the field...Recognized as 2012 **Korey Stringer Good Guy Award** winner...Selected as 2011, 2014 and 2015 **Vikings Community Man of the Year**...Named **Vikings Defensive MVP** in 2010, 2012 and 2013 by teammates...**NFC Defensive Player of the Week** at Detroit (9/20/09)...Voted by Vikings teammates as the **Ed Block Courage Award** winner in 2007.

PRO Ranks 4th in Vikings history with 1,309 career defensive tackles (not including special teams), trailing only Scott Studwell (1,928), Matt Blair (1,404) and Jeff Siemon (1,375)...Ranks 4th in team history for starts by a LB with 140, trailing only Studwell (160), Roy Winston (160) and Siemon (149)...Has 220 career yards on INT returns, 2nd most by a Vikings LB in team history, trailing only Rip Hawkins (232)...Ranks 3rd in team history by a LB with 18.0 career sacks, trailing Blair (23) and Ed McDaniel (20.5)...Earned consecutive **Pro Bowl** berths in 2011 and 2012, the 1st Vikings LB to achieve the feat since Scott Studwell in 1987-88...Voted by teammates as **Defensive MVP** in 2010, 2012 and 2013...Led Vikings in tackles in 2008-2013 and ranked 2nd in 2007...Posted career-best 191 tackles in 2012...Tied Scott Studwell for the Vikings franchise record by leading the team in tackles for 6 straight seasons (2008-13)...Set a career high with 22 tackles vs. Oakland (11/20/11), the 2nd-most in Vikings history behind Studwell's 24 at Detroit in 1985...Since spending his rookie season on injured reserve with a pre-season knee injury, he played in 115 consecutive games before missing his 1st action in 8 seasons vs. Atlanta (9/28/14)...Has started 136 of the 142 career games he has played and all 5 playoff contests...From 2007-13, his 11 FRs ranks tied for 2nd in the NFL...Notched 6 takeaways in each 2007 and 2009...Named **NFC Defensive Player of the Week** for game at Detroit (9/20/09) when he had 3 takeaways (2 INT, 1 FR) and recovered an onside kick...Tied for NFL lead with 4 FRs in 2007 and tied for 2nd in 2009 with 3...Scored 1st career TD on a 37-yard INT return at NY Giants (11/25/07), part of a record-setting day against Giants as the Vikings returned 3 INTs for TDs...Helped Vikings tie team record with 6 INT-return TDs in 2007, matching the mark of the 1992 team...Helped Vikings rank #1 in the NFL against the run in 2007 and 2008...Is the only Iowa LB ever selected in the 1st round of the NFL Draft...Selected #17 overall in the 2006 NFL Draft and was the 3rd LB taken, behind only A.J. Hawk (#5) and Ernie Sims (#9).



Chad Greenway, the Vikings Community Man of the Year 3 times during his career and the 2015 NFLPA Whizzer White Award winner, has made an impact in the community in a variety of ways. One of his favorites is his annual Greenway Gridiron 5k on Father's Day.

2016 Recorded 6 tackles (4 solo) and his 11th career INT, tying for 5th among LBs in franchise history, vs. Detroit (11/6)... Registered 2 tackles (1 solo) at Chicago (10/31)...Posted 4 tackles (3 solo) at Philadelphia (10/23)...Tallied 2 solo stops vs. Houston (10/9)...Notched 3 tackles (2 solo) at Carolina (9/25)...Recorded 3 tackles (1 solo), including 1 TFL, vs. Green Bay (9/18)...Started his 141st-career game at Tennessee (9/11).

2015 Helped Vikings rank #13 in total defense in NFL en route to winning the NFC North title for the 1st time since 2009... Started in Wild Card Playoff game vs. Seattle (1/10/16), his 5th career playoff game and start...Earned Vikings Community Man of the Year (2nd consecutive and 3rd overall)...Notched the longest INT-return TD of his career (91-yards) vs. San Diego (9/27), the 5th-longest INT return in Vikings history and the 6th-longest by a LB in NFL history...Made 1st career start at MLB at Oakland (11/15), filling in for injured rookie Eric Kendricks.

2014 Helped lead the most-improved defense in the NFL as the most experienced player on the defensive side of the ball... Was 1 of 3 returning starters on the Vikings defense in 2014, joining DE Brian Robison and S Harrison Smith...Sat out his 1st game (vs. Atlanta, 9/28) since the 2007 season with a rib injury, missing 4 total on the season...Despite playing in just 12 games, finished 2nd on the team with 115 (78 solo)...Recorded lone sack of the season vs. Washington (11/2), tying him for 4th in franchise history among Vikings LBs with 15.5 sacks in his career...Forced the 10th career fumble of his career at Buffalo (10/19)...Recorded 10+ tackles 7 times during the season, including a season-high 15 at Chicago (11/16)...Missed the final game of the season after suffering an injury at Miami (12/21).

2013 Played in all 16 games for the 6th consecutive season... Led the team in tackles (167) for the 6th straight season, tying former LB Scott Studwell's franchise record...Was voted by teammates as **Vikings Defensive MVP** for the 2nd-consecutive season and 3rd time overall...Appeared in his 100th career game when the Vikings faced the Steelers in the NFL International Series in London (9/29)...The 7th Vikings player to record 1,000 career tackles when he tallied 7 at Dallas (11/3).

2012 Named *Associated Press 2nd-Team All-Pro*...Earned 2nd straight **Pro Bowl** berth...Selected by teammates as **Vikings Defensive MVP**...Helped key Vikings defensive effort that jumped from #21 overall to #16 in total defense...Led team with a career-best 191 tackles...Posted 10+ tackles in 11 games in regular season...Led team with 14 tackles in Wild Card Playoff game at Green Bay (1/5/13)...Had career-high 2.0 sacks in win San Francisco (9/23), catching Alex Smith twice.

2011 Selected to **Pro Bowl** for the 1st time in his career...Led team with a then-career-best 174 tackles...Shattered his previous career-high tackles of 150 set in 2008...Set career-high and notched 2nd-best mark in team history with 22-tackle day vs. Oakland (11/20)...Notched 10+ tackles in 9 games.

PICKIN' AND GRINNIN'

Chad Greenway owns 11 career INTs, tied for 5th in Vikings history by a LB and ranks 3rd among LBs with 18.0 sacks.

VIKINGS CAREER SACKS BY LINEBACKERS

PLAYER	SACKS
Matt Blair	23.0
Ed McDaniel	20.5
Chad Greenway	18.0

VIKINGS CAREER INTERCEPTIONS BY LINEBACKERS

PLAYER	INTs
Matt Blair	16
Lonnie Warwick	12
Roy Winston	12
Rip Hawkins	12
Chad Greenway	11
Scott Studwell	11
Jeff Siemon	11
Jack Del Rio	10

2010 Recognized by teammates as **Vikings Defensive MVP**... Helped Vikings defense rank in NFL's top-10 for 3rd straight season...Led team in tackles for 3rd straight season with 149, just shy of his career-best 150...Notched 10+ tackles in 6 games during the season...Notched a sack vs. Arizona (11/7)... Recovered a Lions fumble on punt coverage vs. Detroit (9/26) that led to a Vikings TD...Posted 14 tackles vs. Detroit.

2009 Led team in tackles for 2nd straight season...Posted team-high 6 takeaways (3 INTs, 3 FRs) which was tops for NFL LBs...Only the 3rd Vikings LB to have a 3-takeaway game at Detroit (9/20) with 2 INTs and a FR, returning an INT 36 yards for his season long...Earned 1st career **NFC Defensive Player of the Week** honor at Detroit...Key part of the Vikings defense that finished ranked #6 in the NFL for total defense for the 2nd straight year...Led team in tackles during NFC Championship game with 9...Posted 1st career playoff sack vs. Dallas in Divisional Playoff game against Tony Romo.

2008 Led the team in tackles with 150 and posted the 4th-best total by a Vikings LB in team history with 5.5 sacks...Key part of the Vikings ranking #1 in the NFL against the run for the 3rd straight season...Helped Vikings rank #6 in the NFL in total defense, the highest rank since 1994...Had sacks in 3 straight games...Had 10+ tackles in 6 games...Led team with 10 tackles in Wild Card playoff game vs. Philadelphia (1/4/09).

2007 Bounced back from knee injury that cost him his rookie year to lead the team in takeaways with 6...Led the team with 4 FFs and finished 2nd in tackles with 130...Part of record-setting defensive effort that matched the Vikings record with 6 INT-return TDs and posted team-best 3 INT-return TDs in a game at NY Giants (11/25), joining Darren Sharper and Dwight Smith scoring on returns...The 3 INT-return TDs tied for the 2nd-most in an NFL game...Scored 1st career TD on a 37-yard INT return at NY Giants (11/25) off Eli Manning, his 2nd straight week with an INT after picking Daunte Culpepper the week before.

2006 Suffered torn ACL in left knee on kickoff coverage in the preseason opener vs. Oakland (8/14)...Placed on injured reserve on 8/17, ending his rookie season.

TOPS IN STOPS

Chad Greenway continues to make a mark on the Vikings record book with his prolific performances, ranking 4th in franchise history in career tackles.

VIKINGS CAREER TACKLES

PLAYER, GAMES	TACKLES
Scott Studwell, 202	1,928
Matt Blair, 160	1,404
Jeff Siemon, 156	1,375
Chad Greenway, 148	1,309
Alan Page, 160	1,118

TACKLES BY A VIKING IN A GAME

PLAYER, GAME	TACKLES
Scott Studwell, at Detroit (11/17/85)	24
Chad Greenway, vs. Oakland (11/20/11)	22
Scott Studwell, at Pittsburgh (9/24/89)	21
Ed McDaniel, at Green Bay (9/4/94)	21

CONSECUTIVE SEASONS LEADING VIKINGS IN TACKLES

PLAYER, SEASONS	CONSECUTIVE SEASONS
Scott Studwell, 1980-85	6
Chad Greenway, 2008-13	6

CAREER GAMES STARTED BY VIKINGS LBs

PLAYER	STARTS
Scott Studwell (1977-90)	160
Roy Winston (1962-76)	160
Jeff Siemon (1972-82)	149
Chad Greenway (2006-Present)	140
Matt Blair (1974-85)	130

COLLEGE A 2-time All-Big Ten selection who finished his career ranked 5th in Iowa history with 416 tackles...Started 38 of the 45 games he played in and recorded 10+ tackles in a game 25 times...Iowa's Co-MVP as a senior...His 156 tackles as a senior in '05 rank 3rd in school history...Earned 2nd-Team All-Big Ten honors as a sophomore...Redshirted in 2001.

PREP A 1st-Team All-State selection as a junior and senior and 3rd-Team as a sophomore at Mount Vernon (SD) High...Played 9-man football in high school...Led team to back-to-back state titles as a QB and FS...Named Gatorade Player of the Year for the state...Team captain in football for 3 straight years...Also lettered in basketball, baseball, and track...Won 4 events at the 2000 state track meet, including the triple jump.

GREENWAY'S NFL TOTALS

Year.....	GP/GS	Tackles			Sacks	INTs	PBU	TFL	QBH	FF/FR	Special Teams
		Solo	Asst.	Total							
2006 (Min)		INJURED RESERVE									
2007 (Min)	16/16	83	47	130	0.0	2 (37)	5	3.0	7	4/4	8
2008 (Min)	16/15	103	47	150	5.5	0	8	8.0	11	3/0	2
<i>Playoffs</i>	<i>1/1</i>	<i>9</i>	<i>1</i>	<i>10</i>	<i>0.0</i>	<i>0</i>	<i>1</i>	<i>1.0</i>	<i>1</i>	<i>0/0</i>	<i>1</i>
2009 (Min)	16/16	88	39	127	0.0	3 (49)	7	4.0	4	1/3	1
<i>Playoffs</i>	<i>2/2</i>	<i>12</i>	<i>5</i>	<i>17</i>	<i>1.0</i>	<i>0</i>	<i>2</i>	<i>1.0</i>	<i>1</i>	<i>0/0</i>	<i>0</i>
2010 (Min)	16/16	106	43	149	1.0	0	2	10.0	1	1/1	5
2011 (Min)	16/16	104	70	174	2.0	0	5	13.0	4	0/1	0
2012 (Min)	16/16	121	70	191	3.0	1 (3)	7	7.0	6	0/2	0
<i>Playoffs</i>	<i>1/1</i>	<i>9</i>	<i>5</i>	<i>14</i>	<i>0.0</i>	<i>0</i>	<i>1</i>	<i>0.0</i>	<i>0</i>	<i>0/0</i>	<i>0</i>
2013 (Min)	16/16	113	54	167	3.0	3 (23)	7	10.0	11	0/0	0
2014 (Min)	12/12	78	37	115	1.0	0	3	4.0	6	1/0	0
2015 (Min)	16/12	61	25	86	2.5	1 (91t)	1	4.0	4	0/0	0
<i>Playoffs</i>	<i>1/1</i>	<i>4</i>	<i>0</i>	<i>4</i>	<i>0.0</i>	<i>0</i>	<i>0</i>	<i>0.0</i>	<i>0</i>	<i>0/0</i>	<i>0</i>
2016 (Min)	8/5	13	7	20	0.0	1 (17)	1	1.0	0	0/0	0
Total	148/140	870	439	1,309	18.0	11 (220)	46	64.0	54	10/11	16
<i>Playoffs</i>	<i>5/5</i>	<i>34</i>	<i>11</i>	<i>45</i>	<i>1.0</i>	<i>0</i>	<i>4</i>	<i>2.0</i>	<i>2</i>	<i>0/0</i>	<i>1</i>

SINGLE-GAME CAREER HIGHS

Tackles22..... vs. Oakland, 11/20/11
 Solo Tackles15..... at Tampa Bay, 11/16/08
 Sacks2.0..... vs. San Francisco, 9/23/12
 QB Hurries3..... at Arizona, 12/14/08; vs. Chicago, 1/1/12
 Passes Defensed3..... at Arizona, 12/14/08; @ Cleveland, 9/13/09
 Interceptions2..... at Detroit, 9/20/09
 Forced Fumbles2..... vs. Green Bay, 9/30/07
 Fumble Recovery1..... 1lx, last at St. Louis, 12/16/12
 Tackles For Loss4.0..... vs. Oakland, 11/20/11

GREENWAY'S INTERCEPTIONS

GAMEQBINTs
 vs. Oakland, 11/18/07 Daunte Culpepper 1 (0)
 @ NY Giants, 11/25/07 Eli Manning 1 (37t)
 @ Detroit, 9/13/09 Matthew Stafford 2 (49)
 vs. NY Giants, 1/3/10 Eli Manning 1 (0)
 vs. Detroit, 11/11/12 Matthew Stafford 1 (3)
 vs. Cleveland, 9/22/13 Brian Hoyer 1 (23)
 vs. Pittsburgh, 9/29/13 Ben Roethlisberger 1 (0)
 @ Baltimore, 12/8/13 Joe Flacco 1 (0)
 vs. San Diego, 9/27/15 Philip Rivers 1 (91t)
 vs. Detroit, 11/6/16 Matthew Stafford 1 (17)
Total.....**11 (220)**

GREENWAY'S TOUCHDOWNS

GAMEPlay
 vs. NY Giants, 11/25/07 37 INT return
 vs. San Diego, 9/27/15 91 INT return
Total.....**2 (2 interception returns)**

GREENWAY'S SACKS (*Playoffs)

GAMEQBSACKS
 vs. Carolina, 9/21/08 Jake Delhomme 1.0
 vs. Houston, 11/2/08 Matt Schaub 1.0
 vs. Green Bay, 11/9/08 Aaron Rodgers 1.0
 @ Tampa Bay, 11/16/08 Jeff Garcia 1.0
 @ Arizona, 12/14/08 Kurt Warner 1.0
 vs. NY Giants, 12/28/08 David Carr 0.5
 vs. Dallas, 1/17/10* Tony Romo 1.0
 vs. Arizona, 11/7/10 Derek Anderson 1.0
 vs. Oakland, 11/20/11 Carson Palmer 1.0
 vs. Chicago, 1/1/12 Josh McCown 1.0
 vs. San Francisco, 9/23/12 Alex Smith 2.0
 @ St. Louis, 12/16/12 Sam Bradford 2.0
 vs. Pittsburgh, 9/29/13 Ben Roethlisberger 1.0
 vs. Green Bay, 10/27/13 Aaron Rodgers 1.0
 vs. Chicago, 12/1/13 Josh McCown 1.0
 vs. Washington, 11/2/14 Robert Griffin III 1.0
 @ San Francisco, 9/14/15 Colin Kaepernick 0.5
 @ Detroit, 10/25/15 Matthew Stafford 1.0
 vs. Chicago, 12/20/15 Jay Cutler 1.0
Total.....**19.0**



EVERSON GRIFFEN #97

POSITION: DEFENSIVE END
HEIGHT/WEIGHT: 6-3/273
DOB: 12-22-87
HOMETOWN: AVONDALE, AZ

COLLEGE: SOUTHERN CALIFORNIA
ACQUIRED: D4 (#100) '10
NFL SEASON: 7
VIKINGS SEASON: 7

2016 GP/GS	Career GP/GS	Playoffs GP/GS
8/8	98/40	2/1

- Earned 1st career **Pro Bowl** berth in 2015.
- Scored 2nd career TD on a 43-yard blocked punt return vs. Carolina (11/30/14), a day the team set a record with 2 blocked punt return TDs.
- Ranked 5th in the NFL since 2014 with 28.5 sacks.
- Attended same high school, Agua Fria in Avondale, AZ, as Vikings Hall of Famer Randall McDaniel.

OFF THE FIELD Spearheaded the Bowl with the Vikings fundraiser for the Vikings Children's Fund during the 2015 season... Active in the *Leaders of Tomorrow* program that makes meals available for school-age kids in Minnesota...Married, has 2 sons, Greyson and Ellis...Takes part in the annual Vikings blood drive and community events with teammates...Has adopted a family during Holiday season to help spread some Christmas cheer...Majored in sociology at USC...Enjoys being on the water in his free time, with boating, wave runners and water skiing among his favorite activities...Enjoys fishing...Looked up to Vikings legend Randall McDaniel as a young athlete.

HONORS Named **NFC Defensive Player of the Week** for game at Carolina (9/25/16)...Earned **Pro Bowl** honors in 2015... Named **NFC Defensive Player of the Week** for game at Green Bay (1/3/16)...Named **NFC Defensive Player of the Month** in October 2014...2014 **Vikings Defensive MVP**.

PRO Named to 1st **Pro Bowl** following 2015 season...Led Vikings with 10.5 sacks in 2015...Earned **NFC Defensive Player of the Week** in 2015 regular season finale when team clinched NFC North title on Packers home field, taking the title away after a 4-year streak of Green Bay holding it...Has 8.0 career sacks against rival Aaron Rodgers of the Packers, including playoffs, including 3 in 2015...Has scored 2 career TDs, 1 on an INT return at St. Louis (12/16/12) and the 2nd on a blocked punt return vs. Carolina (11/30/14)...Named the Vikings 2014 **Defensive MVP**...Re-signed with Vikings prior to the opening of free agency in 2014 offseason...Named **NFC Defensive Player of the Month** in October 2014 after recording 6.0 sacks and a FF in 4 contests...Recorded 5.5 sacks in 2013, including 2.5 in the last 2 games of season...Had 1st FF of his career vs. Pittsburgh in the NFL International Series in London (9/29/13)...Made

impact on Vikings defense in 2012, ranking 3rd on team with 8.0 sacks...Scored 1st career TD on 1st career INT at St. Louis (12/16/12), taking back a Sam Bradford pass 29 yards for a TD... Posted career-best 3.0 sacks vs. Green Bay (12/30/12) in regular season finale, a must-win game that gave the Vikings a playoff berth...Ranked 4th on team in 2011 with 4.0 sacks despite not starting a game...Notched 18 special teams tackles in 2011 (2nd on team)...Carved out role on special teams to get playing time as a rookie, seeing action in final 11 games of season...Burst onto scene with 5 tackles in his 1st career game at Green Bay (11/21/10)...Selected with the 2nd pick in the 4th round of the 2010 NFL Draft (100th overall)...Declared for draft as a junior.

2016 Tied for 4th in the NFL among defensive linemen with 6 sacks...Posted a season-high 7 stops (5 solo), 2 TFL, 1 sack and 4 QBHs vs. Detroit (11/6)...Recorded 5 tackles (all solo), including 1 sack, at Chicago (10/31)...Registered 3 tackles (2 solo) and 2 QBHs at Philadelphia (10/23)...Notched 4 stops and a career-high 11 QBHs vs. Houston (10/9)...Recorded 1 solo stop vs. NY Giants (10/3)...Registered 4 tackles (3 solo), 3 TFL, 3 sacks and 9 QBHs at Carolina (9/25)...Totalled 3 tackles (2 solo), including 2 TFL and 1 sack, 5 QBHs and 1 FF vs. Green Bay (9/18)...Tallied 3 tackles (all solo) and 5 QBHs at Tennessee (9/11).

2015 Keyed Vikings run to NFC North title and playoff berth by leading team in sacks with 10.5...Earned **Pro Bowl** honors for the 1st time in his career and was tabbed **NFC Defensive Player of the Week** at Green Bay (1/3/16)...Helped Vikings defense rank #13 in total defense...Earned NFC honors for Green Bay game when he had 6 tackles, 2 sacks and forced a fumble on a sack that was returned 55 yards for a TD by Captain Munnerlyn to help win at Lambeau Field for the 1st time since 2009 and wrestle the NFC North title away from the Packers after 4 years...Started playoff game vs. Seattle (1/10/16) and notched a sack on Russell Wilson...Had 3-game streak with a sack in middle of season, at Oakland, vs. Green Bay and at Atlanta... Had season-high 6 tackles at Green Bay (1/3/16) and in Wild Card playoff game vs. Seattle (1/10/16).

2014 Had a breakout season in his 1st year as a full-time starter, helping the Vikings defense have the most improved defense in the NFL in 2014... **2014 Vikings Defensive MVP**...Recorded a career-best 12.0 sacks on the season in 16 contests...Started 16 games after entering the season after posting 1 start in his opening 4 seasons...Named **NFC Defensive Player of the Month** in October after recording 6.0 sacks and a FF in 4 games...Returned a Jasper Brinkley blocked punt 43 yards vs. Carolina (11/30) for the longest blocked punt return TD in franchise history and the 2nd Vikings blocked punt return TD on the day, a franchise record and tying an NFL record for 2 blocked punt return TDs by the same team in 1 game...Recorded a sack in 5 consecutive games, a career-long streak...Had career day at Buffalo (10/19) when he recorded a career-high 9 tackles and tied a career-high with 3.0 sacks...Notched multiple sacks in 3 games, including the season-opening win at St. Louis.

2013 Finished with 5.5 sacks, including 2.5 in the final 2 games of the season...Recorded the game-winning strip-sack against Pittsburgh in the NFL International Series in London (9/29), the 1st FF of his career...Tipped a Jay Cutler pass at Chicago (9/15) that led to a Kevin Williams interception in the endzone for a touchback...Recorded sacks in back-to-back games twice during the season...Had a career-best 6 tackles and tied a career high with 3.0 TFLs at Cincinnati (12/22).

GRIFFEN GRINDING

Everson Griffen ranks 5th in the NFL since 2014 with 28.5 sacks, trailing only J.J. Watt among DEs. Since taking over as the starter in 2014, he has notched 10+ sacks each complete season: 12.0 in 2014 and 10.5 in 2015.

2014-16 NFL SACKS

PLAYER	SACKS
J.J. Watt, Houston, DE	39.5
Von Miller, Denver, LB	34.5
Ryan Kerrigan, Washington, LB	30.0
Justin Houston, Kansas City, LB	29.5
Everson Griffen, Minnesota, DE	28.5
Carlos Dunlap, Cincinnati, DE	26.5
Khalil Mack, Oakland, DE	26.0
Aaron Donald, Los Angeles, DT	25.0
Connor Barwin, Philadelphia, LB	24.5

2012 Came on strong late in season, posting 5.0 sacks, 1 INT, 1 TD and 16 QB hurries in the final 7 games...Had a sack in his playoff debut at Green Bay (1/5/13) in NFC Wild Card game...Posted career-best 3.0 sacks vs. Green Bay (12/30) in regular season finale win over Packers that gave the Vikings a playoff berth...Started 1st career game at Houston (12/23)...Scored 1st career TD on 1st career INT at St. Louis (12/16/12), taking back a Sam Bradford pass 29 yards for a TD...His 29-yard INT return TD ranks as the 4th-longest in Vikings history by a defensive lineman...Posted a 22-yard sack against Andrew Luck at Indianapolis (9/16), the 3rd-longest sack in team history.

2011 Played in all 16 games, notching 4.0 sacks (4th on team)...Ranked 2nd on team with 18 special teams tackles...Posted 1st career sack vs. Tampa Bay (9/18) when he caught Josh Freeman...Notched career-best 3 special teams tackles at Kansas City (10/2) and vs. Green Bay (10/23)...Versatile special teamer played as a gunner on punt coverage at times as well as serving as a regular on return units...Contributed to the Vikings 50.0 sacks on the season, tied for 1st in the NFL...Helped Vikings special teams unit set a then team record with 26.9 kickoff return average for the season and tied for 1st in the NFL with 4 kickoff returns of 50+ yards.

2010 Played in final 11 games after being inactive for the opening 5 contests...Notched career-high 5 tackles vs. Green Bay (11/21)...Had 5 QB hurries in a 5-game span with a season-high 2 vs. Buffalo (12/5)...Posted 8 special teams tackles, notching season-high 2 at Chicago (11/14) and at Detroit (1/2/11).

COLLEGE Helped USC win or tie for PAC 10 titles in 2007 and 2008...Trojans won Rose Bowl as a freshman and sophomore, topping Illinois as a freshman and Penn State as a sophomore...USC won Emerald Bowl over Boston College as a junior...Earned 2nd-Team All-Pac 10 honors as a junior...Burst onto the scene as a true freshman, starting 2 games...Started 2007 opener vs. Idaho as a true freshman, becoming the 1st USC true freshman to start an opener since Tim Ryan in 1986...Notched career-high 3.5 sacks vs. Oregon State as a true freshman.

PREP Attended Agua Fria High in Avondale, AZ...Named Super Prep and Scout.com Player of the Year in Arizona...Consensus All-America...Gatorade Circle of Champions Player of the Year for Arizona...Had 16.0 sacks on defense and ran for 1,251 yards and 20 TDs on offense as a senior...Earned 1st-Team All-Region in basketball...Competed as a shot putter...Played AAU hoops.

GRIFFEN'S SACKS (*Playoffs)

GAME	QB	SACKS
vs. Tampa Bay, 9/18/11	Josh Freeman	1.0
@ Kansas City, 10/2/11	Matt Cassel	1.0
vs. Green Bay, 10/13/11	Aaron Rodgers	1.0
@ Atlanta, 11/27/11	Matt Ryan	1.0
@ Indianapolis, 9/16/12	Andrew Luck	1.0
@ Detroit, 9/30/12	Matthew Stafford	2.0
vs. Detroit, 11/11/12	Matthew Stafford	1.0
vs. Chicago, 12/9/12	Jay Cutler	1.0
vs. Green Bay, 12/30/12	Aaron Rodgers	3.0
@ Green Bay, 1/5/13*	Aaron Rodgers	1.0
vs. Pittsburgh, 9/29/13	Ben Roethlisberger	1.0
@ Dallas, 11/3/13	Tony Romo	1.0
vs. Washington, 11/7/13	Robert Griffin III	1.0
@ Cincinnati, 12/22/13	Andy Dalton	1.5
vs. Detroit, 12/29/13	Matthew Stafford	1.0
@ St. Louis, 9/7/14	Austin Davis	2.0
@ Green Bay, 10/2/14	Aaron Rodgers	1.0
vs. Detroit, 10/12/14	Matthew Stafford	1.0
@ Buffalo, 10/19/14	Kyle Orton	3.0
@ Tampa Bay, 10/26/14	Mike Glennon	1.0
vs. Washington, 11/2/14	Robert Griffin III	1.0
vs. Carolina, 11/30/14	Cam Newton	2.0
vs. NY Jets, 12/7/14	Geno Smith	1.0
@ San Francisco, 9/14/15	Colin Kaepernick	0.5

vs. Detroit, 9/20/15	Matthew Stafford	1.0
vs. San Diego, 9/27/15	Philip Rivers	1.5
at Detroit, 10/25/15	Matthew Stafford	1.5
at Oakland, 11/15/15	Derek Carr	1.0
vs. Green Bay, 11/22/15	Aaron Rodgers	1.0
at Atlanta, 11/29/15	Matt Ryan	1.0
at Arizona, 12/10/15	Carson Palmer	1.0
at Green Bay, 1/3/16	Aaron Rodgers	2.0
vs. Seattle, 1/10/16*	Russell Wilson	1.0
vs. Green Bay, 9/18/16	Aaron Rodgers	1.0
at Carolina, 9/25/16	Cam Newton	3.0
at Chicago, 10/31/16	Jay Cutler	1.0
vs. Detroit, 11/6/16	Matthew Stafford	1.0
Total		46.0

GRIFFEN'S INTERCEPTION

GAME	QB	INT
@ St. Louis, 12/16/12	Sam Bradford	1 (29t)
Total		1 (29t)

GRIFFEN'S TOUCHDOWNS

GAME	PLAY
@ St. Louis, 12/16/12	29 INT Return
vs. Carolina, 11/30/14	43 BP Return
Total	2 (1 interception return, 1 blocked punt)




GRIFFEN'S NFL TOTALS

Year.....GP/GS	Tackles								FF/FR	Special Teams
	Solo	Asst.	Total	Sacks	INTs	PBU	TFL	QBH		
2010 (Min).....11/0	5	2	7	0.0	0	0	0	5	0/0	8
2011 (Min).....16/0	12	3	15	4.0	0	2	4.0	8	0/1	18
2012 (Min).....16/1	21	15	36	8.0	1 (29t)	3	10.0	27	0/2	7
Playoffs.....1/0	3	1	4	1.0	0	0	1.0	1	0/0	0
2013 (Min).....16/0	19	11	30	5.5	0	1	9.0	27	1/0	2
2014 (Min).....16/16	46	29	75	12.0	0	2	21.0	70	1/0	0
2015 (Min).....15/15	27	22	49	10.5	0	4	17.0	76	1/0	0
Playoffs.....1/1	4	2	6	1.0	0	0	2.0	9	0/0	0
2016 (Min).....8/8	21	9	30	6.0	0	0	8.0	39	1/0	0
Total.....98/40	151	91	243	46.0	1 (29t)	12	68.0	252	4/3	35
Playoffs.....2/1	7	3	10	2.0	0	0	3.0	10	0/0	0

SINGLE-GAME CAREER HIGHS

Tackles.....8.....at Buffalo, 10/19/14
 Solo Tackles.....7.....at Buffalo, 10/19/14
 Sack.....3.0.....vs. Green Bay, 12/30/12; at Buffalo, 10/19/14; at Carolina, 9/25/16
 Interception.....1.....at St. Louis, 12/16/12
 Long INT Return.....29t.....at St. Louis, 12/16/12
 Fumble Recovery.....1.....vs. New Orleans, 12/18/11; vs. San Francisco, 9/23/12; at Houston, 12/23/12
 Forced Fumble.....1.....vs. Pittsburgh, 9/29/13; at Buffalo, 10/19/14; at Green Bay, 1/3/15; vs. Green Bay, 9/18/16
 QB Hurries.....11.....vs. Houston, 10/9/16
 Special Teams Tackles.....3.....at Kansas City, 10/2/11; vs. Green Bay, 10/23/11



C.J. HAM #30

POSITION: RUNNING BACK
HEIGHT/WEIGHT: 5-11, 235
DOB: 7-22-93
HOMETOWN: DULUTH, MN

COLLEGE: AUGUSTANA (SD)
ACQUIRED: UDFA '16
NFL SEASON: R
VIKINGS SEASON: R

2016 GP/GS
PS

Career GP/GS
0/0

Playoffs GP/GS
0/0

2016 Joined the Vikings practice squad on 9/4.

• Played at Division II Augustana College in Sioux Falls, SD, helping the Vikings advance to the NCAA playoffs, and led the Northern Sun Conference in rushing yards and TDs.

• Notched career-high 1,097 rushing yards as a senior and 16 TDs, matching the school record in rushing TDs, and becoming only 4th Augustana RB to top the 1,000-yard plateau.

OFF THE FIELD Earned degree in physical education and health in spring 2016...Aspires to a career in mentoring youth and working with non-profit organizations...Grandfather was a Golden Gloves boxer and a Navy veteran.

PRO Signed to Minnesota's practice squad on 9/4/16 after being released by the team on 9/3/16...Joined Vikings on May 10, 2016, following Vikings rookie camp, signing with the team as a free agent after competing in the rookie camp on a tryout basis...Joins fellow Minnesota high school products Thielen (Detroit Lakes) and Marcus Sherels (Rochester John Marshall).

COLLEGE Played at Division II Augustana College in Sioux Falls, SD, helping the Vikings advance to the NCAA playoffs, and led the Northern Sun Conference in rushing yards and TDs... Notched career-high 1,097 rushing yards as a senior and 16 TDs, matching the school record in rushing TDs, and becoming only 4th Augustana RB to top the 1,000-yard plateau...Started all 12 games as a senior and had career-high 160 yards on the ground against Southwest Minnesota State...Ran for 2,662 yards in his career and 29 rushing TDs along with 96 catches for 949 yards and 6 TDs in 43 career games...Played in NSIC along with fellow Vikings TE Brian Leonhardt (Bemidji State), DE Zach Moore (Concordia-St. Paul) and WR Adam Thielen (Minnesota State, Mankato).

PREP Twice named All-Conference and rushed for more than 1,800 yards combined as a junior and senior at Duluth Denfeld High School.



ANTHONY HARRIS #41

POSITION: SAFETY
HEIGHT/WEIGHT: 6-1/192
DOB: 10-9-91
HOMETOWN: CHESTERFIELD, VA

COLLEGE: VIRGINIA
ACQUIRED: UDFA '15
NFL SEASON: 2
VIKINGS SEASON: 2

2016 GP/GS

8/0

Career GP/GS

12/2

Playoffs GP/GS

1/0

- Joined 5 other Vikings rookie classmates to set a team record with 6 rookies starting a game at Arizona (12/10/15).
- Only 2015 Vikings rookie undrafted free agent to start a game.

OFF THE FIELD Earned degree in sociology in December 2014.

PRO Moved from Vikings practice squad to the 53-man roster for the game at Arizona (12/10/15) on *Thursday Night Football* and started the contest...Only Vikings rookie free agent in 2015 to start a game...Spent opening 12 games of the season on Vikings practice squad...Originally joined Vikings as a rookie free agent following the 2015 Draft.

2016 Tallied 1 solo stop vs. Detroit (11/6)...Saw extended action on defense in the absence of starter Andrew Sendejo and recorded a season-high 4 tackles (2 solo) at Chicago (10/31)...Competed mostly on special teams at Philadelphia (10/23), vs. Houston (10/9), vs. NY Giants (10/3), at Carolina (9/25), vs. Green Bay (9/18) and at Tennessee (9/11), notching 4 special teams stops.

2015 Started 2 games and played in the final 4 of the regular season and the playoff game vs. Seattle (1/10/16)...Moved from **HARRIS' NFL TOTALS**

practice squad to 53-man roster due to injuries in defensive backfield and started the 1st game he played in, at Arizona (12/10), matching a Vikings team record with 6 rookies starting in the game (T Clemmings, WR Diggs, CB Wayne, LB Kendrick, LB Robinson, S Harris)...Notched career-high 10 tackles in Arizona game...Started again vs. Chicago (12/20) in place of injured Harrison Smith...Joined only QB Taylor Heinicke as Vikings rookie free agents to make the 53-man roster during the season...Competed during training camp and preseason for roster spot but was released in final roster cuts on 9/5, signed to practice squad on 9/6.

COLLEGE Started 35 of his 49 career games played at Virginia...Ended career ranked 10th in school history with 11 INTs...Named 1st-Team All-ACC as a junior and earned 2nd-Team Walter Camp All-America honors when he had career-high 8 INTs...His 8 picks were most by a Cavalier since Ronde Barber in 1994...Set school record as a junior with an INT in 5 straight games...As a senior, earned 3rd-Team All-ACC when he posted career-high 108 tackles and started all 12 games...Ended college career with 289 tackles, 2.0 sacks, 11 INTs, 2 FFs.

PREP Standout at QB, WR and DB at Lloyd C. Bird High in Chesterfield, VA...Earned All-State honors as junior and senior at DB...Notched over 1,000 passing yards and 800 rushing yards as a junior QB...Starter on the basketball team.

Year.....GP/GS	Tackles							Special		
	Solo	Asst.	Total	Sacks	INTs	PBU	TFL	QBH	FF/FR	Teams
2015 (Min).....4/2	11	7	18	0.0	0	2	0.0	0	0/0	0
Playoffs.....1/0	0	0	0	0.0	0	0	0.0	0	0/0	0
2016 (Min).....8/0	3	2	5	0.0	0	0	0.0	0	0/0	4
Total.....12/2	14	9	23	0.0	0	2	0.0	0	0/0	4
Playoffs.....1/0	0	0	0	0.0	0	0	0.0	0	0/0	0

SINGLE-GAME CAREER HIGHS

Tackles.....10..... at Arizona, 12/10/15

Solo Tackles..... 6..... at Arizona, 12/10/15

Pass Defensed..... 1..... at Arizona, 12/10/15; vs. Chicago, 12/20/15

Special Teams Tackles..... 1..... at Tennessee, 9/11/16; vs. Green Bay, 9/18/16; at Carolina, 9/26/16; vs. Houston, 10/9/16





MIKE HARRIS #79

POSITION: GUARD
HEIGHT/WEIGHT: 6-5/338
DOB: 12-5-88
HOMETOWN: DUARTE, CA

COLLEGE: UCLA
ACQUIRED: W (SD) '14
NFL SEASON: 5
VIKINGS SEASON: 3

2016 GP/GS NFI
Career GP/GS 48/33 (20/12-SD; 28/21-MIN)
Playoffs GP/GS 1/1

• Played rookie season under Vikings Offensive Coordinator Norv Turner in San Diego in 2012 when Turner was Chargers head coach, starting 9-of-15 games.

• Started every game, at RG in 2015 for the Vikings.

OFF THE FIELD Earned degree in history from UCLA in 2011... Spoke at the 2013 Rookie Symposium after not being invited as an undrafted free agent in 2012...Father is a career U.S. Army soldier now working in recruiting.

PRO Stepped into full-time starting job at RG in 2015 for the Vikings, opening all 16 games and playoff contest...Helped Adrian Peterson lead the NFL in rushing in 2015 with 1,485 yards, earn 1st-Team All-Pro, Pro Bowl honors and FedEx Ground Player of the Year...Started final 5 games of 2014 for the Vikings in his 1st season with the club...Started 1st career game on *Monday Night Football* at Oakland on 9/10/12...Spent final 11 games of the 2013 season on injured reserve with an ankle injury...Played for Chargers Head Coach Norv Turner as a rookie in 2012.

2016 Placed on Reserve/Non-Football Illness List on 8/30.

2015 Started every game at RG for a unit that paced the #4 rushing attack in the NFL and started every game as a unit, the only line in the NFL to achieve the feat during the season... Helped Adrian Peterson lead the NFL in rushing with 1,485 yards, his 3rd time leading the NFL in rushing in his career... Peterson went on to earn 1st-Team All-Pro, Pro Bowl and FedEx Ground Player of the Year honors.

2014 Started 5 games, appearing in 12, during his 1st season with the Vikings...Started final 5 games of season at RT, replacing regular starter Phil Loadholt after he was placed on injured reserve...Helped club go 3-2 in his 5 starts...Made his 1st career appearance at guard, filling in for an injured Vlad Ducasse, at Buffalo (10/19), when Ducasse left game with injury...Started the final 5 games of the season at RT, protecting rookie QB Teddy Bridgewater...Spent training camp and preseason with San Diego before being claimed off waivers by Vikings on 8/31.

2013 Appeared in the opening 2 games of the season...Started games 3-5 at both LT and RT, replacing King Dunlap and rookie D.J. Fluker...Missed final 11 games with an ankle injury.

2012 Opened 9 of 15 games as an undrafted free agent... Played rookie season under Vikings Offensive Coordinator Norv Turner, who served as San Diego's head coach...Started 1st career game in season opener on *Monday Night Football* at Oakland on 9/10/12...In 2nd career start helped San Diego rush for a season-high 148 yards and 2 TDs in a win over Tennessee.

COLLEGE Started 42 career games at RT for UCLA...Helped team to Pac-12 South title as a senior, finishing collegiate career with an appearance in the Kraft Fight Hunger Bowl...Earned Brown Memorial Award as team's most improved player in 2008...Named to Athletic Director's Honor Roll during redshirt season in 2007.

PREP CIF Southern Section Mid-Valley Team and Lineman of Year in Montview League in final season at Duarte (CA) High School...Played basketball for 4 seasons and participated in track and field in the shot put and discus.


HARRIS' CAREER GAMES/STARTS

Year	GP/GS
2012 (SD)	15/9
2013 (SD)	5/3
2014 (Min)	12/5
2015 (Min)	16/16
Playoffs	1/1
2016 (Min)	NFI
Totals	48/33
Playoffs	1/1

U.S. BANK STADIUM SIGNATURE ITEMS

With plenty of space inside the 1.75 million-square foot building, the Vikings turned to local artists to create a collection that will cover otherwise barren walls. Approximately 40 artists were commissioned following a selection process to create hundreds of pieces of art including 350 original pieces of work, 250 photographs and 12,000 square feet of wall graphics. Included in the stadium's art collection are three former players - Matt Blair (photography), Carl Eller (sculpture) and Jim Marshall (drawing).





TAYLOR HEINICKE #6

POSITION: QUARTERBACK
HEIGHT/WEIGHT: 6-1/210
DOB: 3-15-93
HOMETOWN: SUWANEE, GA

COLLEGE: OLD DOMINION
ACQUIRED: UDF A '15
NFL SEASON: 2
VIKINGS SEASON: 2

2016 GP/GS

NFI

Career GP/GS

0/0

Playoffs GP/GS

0/0

- Joined only 5 Anthony Harris as Vikings 2015 rookie free agents to make the 53-man roster during their rookie season.
- Won Walter Payton Award in 2012 as the FCS Player of the Year along with AP and Walter Camp All-America honors.

OFF THE FIELD Majored in mechanical engineering at ODU... Late father, Brett, was a collegiate golfer at Hawaii.

PRO Spent entire rookie campaign on Vikings 53-man roster but did not dress for a game...Lone Vikings rookie free agent to make 53-man roster after preseason and was joined on regular roster later in season by 5 Anthony Harris...Competed during training camp and preseason for roster spot...Like Vikings backup QB Shaun Hill, entered the NFL as an undrafted rookie.

2016 Returned to the practice field on 10/19...Placed on Reserve/Non-Football Injury List on 9/3.

2015 Did not dress for a game during regular season or play-offs, inactive for every game...Made the 53-man roster following preseason action...Had 279-yard passing performance with 2 TDs in preseason finale at Tennessee (9/3)...Spent training camp and preseason competing for roster spot...Originally joined Vikings as an undrafted rookie following the 2015 Draft.

COLLEGE Started 44 of the 46 games he played at ODU as the school transitioned from FCS to FBS affiliation...Ended collegiate career ranked 4th in FBS history with 132 TD passes and ranked 6th with 14,959 yards passing...Ran for 22 TDs in his career...Played in East-West Shrine All-Star Game to cap his career...Earned Walter Payton Award as a sophomore as the FCS Player of the Year as well as All-America honors from *Associated Press* and Walter Camp...As a sophomore, he led the nation with 5,076 yards passing and 44 TD passes along with 11 rushing TDs...Posted 9 games with 300+ yards passing in record-setting sophomore campaign.

PREP Named Old Spice Player of the Year in Georgia as a senior, guiding Collins Hill to state semi-finals...Went on to earn MVP honors in Georgia North-South All-Star game.



SEAN HICKEY #66

POSITION: TACKLE
HEIGHT/WEIGHT: 6-5/305
DOB: 9/29/91
HOMETOWN: MURRYSVILLE, PA

COLLEGE: SYRACUSE
ACQUIRED: FA '16
NFL SEASON: 1
VIKINGS SEASON: 1

2016 GP/GS

PS

Career GP/GS

0/0

Playoffs GP/GS

0/0

- Joined Vikings as a free agent in July 2016.
- Spent time on the Saints' and Patriots' practice squads before signing with the Jets in January 2016
- Only offensive lineman to start every game for the Orange in 2016, earning Third-Team All-ACC by Coaches and *Phil Steele*

OFF THE FIELD Majored in supply chain management.


PRO Joined Vikings as a free agent entering training camp in 2016...Spent time on New Orleans' and New England's practice squads during his rookie campaign...Originally signed as a rookie free agent by New Orleans on 5/4/15.

2016 Rejoined the Vikings practice squad in 9/27 after spending training camp with Minnesota.

2015 Signed with the Jets in January after spending time on the Saints' and Patriots' practice squads during his rookie year.

COLLEGE Started all 38 games in which he played at Syracuse, earning three letters and Third-Team All-ACC by league coaches and *Phil Steele* in 2014 as a redshirt senior...Only offensive lineman to start every game (12) for the Orange in 2014...Started all 13 games at left tackle in 2013 and opened 4 games at left tackles and 9 games at right tackle in 2012...Made his college debut against Northwestern in 2012...Missed the entire 2011 campaign with a lower-body injury.

PREP Tallied 20 tackles (17 solo) and 1 sack for the Western Pennsylvania Interscholastic Athletic League champions as a senior captain...2-time (2008 and 2009) all-state and All-WPIAL selection...Set school record for pancake blocks.



SHAUN HILL #13

POSITION: QUARTERBACK
HEIGHT/WEIGHT: 6-3/230
DOB: 1-9-80
HOMETOWN: PARSONS, KS

COLLEGE: MARYLAND
ACQUIRED: FA '15
NFL SEASON: 15
VIKINGS SEASON: 6

2016 GP/GS

1/1

Career GP/GS47/35 (5/1-MIN; 18/16-SF;
15/10-DET; 9/8-STL)**Playoffs GP/GS**

0/0

- Started a career-high 10 games with Detroit in 2010 for an injured Matthew Stafford, finishing with 2,686 yards and 16 TDs.
- Played under Vikings Offensive Coordinator Norv Turner in San Francisco during the 2006 season.
- Originally joined Vikings as a rookie free agent from 2002-05, being allocated to Amsterdam of NFL Europa for 2003 season and returning to Minnesota in 2015.

OFF THE FIELD Earned Kinesiology degree from Maryland... Works with causes in his hometown through his Shaun Hill PASS (Parsons Area Support System) and the Parsons Community Foundation...Enjoys fishing in his free time... Married to Ashton and the couple has 2 children.

HONORS Earned **NFC Offensive Player of the Week** (San Francisco vs. St. Louis, 11/16/08)...2011 Detroit Lions **Ed Block Courage Award** winner.

PRO Returned to Minnesota in 2015, where he began his NFL career as a rookie free agent from 2002-05...Played in the final game of the Metrodome as a member of the Lions (12/29/13)...Started 14 straight games for San Francisco over 2 seasons (2008-09)...Played in NFL Europa as a member of the Amsterdam Admirals in 2003...Teammates with current Vikings Youth Football Manager E.J. Henderson at Maryland (2000-01) and with the Vikings (2003-05).

2016 Active but did not play vs. Detroit (11/6), at Chicago (10/31), at Philadelphia (10/23), vs. Houston (10/9), vs. NY Giants (10/3), at Carolina (9/25) and vs. Green Bay (9/18)...Claimed a win in his 1st start as a Viking, completing 18 of 33 passes for 236 yards without committing a turnover, at Tennessee (9/11)...Ran for 8 yards on 2 carries against the Titans.

2015 Returned to Vikings, where he spent the opening 4 seasons of his career, and saw action in 3 games...Most extensive action came against his former Rams teammates, vs. St. Louis (11/8), when starter Teddy Bridgewater left game with injury...Helped lead Vikings down the field on game-winning FG drive in OT to give Vikings win over St. Louis...Went 2-of-6 with 15 yards passing in his 21 offensive plays against St. Louis...Came into game vs. Green Bay (11/22) when Bridgewater left for a play due to injury and attempted 1 pass...Sealed win vs. NY Giants (12/27) in victory formation.

2014 Started 8 games, making 9 appearances in his lone season in St. Louis...Finished the season 145-of-229 passing for 1,657 yards, 8 TDs, 7 INTs and an 83.9 passer rating...Named the starting QB for the season opener vs. Minnesota (9/7) in place of injured Sam Bradford, completing 8-of-13 passes for 81 yards before injuring his quad and leaving game for the 2nd half...Started the final 7 games of the regular season, posting 4 games with a 100.0+ passer rating...In his 1st start back, led the Rams to a 22-7 victory over the eventual AFC West Champions vs. Denver (11/16).

2013 Backed up Lions QB Matthew Stafford for the entire season...Saw 2 snaps, taking kneel-downs in the final seconds, in the Lions victory vs. Green Bay (11/28)...Final game as a Lion came in the final game of the Metrodome at Minnesota (12/29).

2012 Played in 1 game for the Lions, leading a come-from-behind win after entering the game in the final 2 minutes...Became the 1st QB in NFL history to throw 2 TDs in the final 18 seconds to either take the lead or send the game to OT at Tennessee (9/23), he connected with Calvin Johnson on a 3-yard score before a 46-yard Hall Mary pass to Titus Young to extend the game...Finished the game 10-of-13 for 172 yards, 2 TDs and a 157.9 passer rating.

2011 Recognized by Lions teammates with **Ed Block Courage Award**...Saw action late in 2 victories as the Lions backup QB...A member of the Lions 1st playoff team since the 1999 season...Completed 2-of-3 attempts for 33 yards over the course of the 2 contests...Backed up starter Matthew Stafford, who threw for 5,038 yards, at the time the 5th most in NFL history.

2010 Started 10 games for Detroit, replacing injured Stafford, after being traded from San Francisco for a 7th-round pick during the offseason...Threw for a career-best 2,686 yards on 257-of-416 passing with 16 TDs and 12 INTs...Replaced Stafford in the 3rd quarter of the regular season opener at Chicago (9/12) and started the next 5 games...Involved in a controversial play in the season opener when he threw what was originally a go-ahead TD to Calvin Johnson in the final minute of the game but was later ruled an incomplete pass...Threw for a career-high 335 yards in his 1st game as a starter with the Lions, including a career-long 75-yard TD pass to RB Jahvid Best vs. Philadelphia (9/19)...Notched wins as a starter in back-to-back games to close the regular season...Threw for 300+ yards 3 times during the season.

2009 Started the opening 6 games of the regular season in his final season in San Francisco...Completed 87-of-155 passes for 943 yards, 5 TDs and 2 INTs helping the 49ers to a 3-3 record...Posted his lone 100+ passer rating (104.9) in a win vs. St. Louis (10/4)...Rushed for a career-high 53 yards vs. Atlanta (10/11).

2008 Started the final 8 games of the season for the 49ers, leading the club to a 4-4 record...Saw 1st game action in the 2nd half vs. Seattle (10/26), interim Head Coach Mike Singletary's 1st game...Led the 49ers to a 4-1 record in their final 5 games...Named **NFC Offensive Player of the Week** after posting a career-best 142.3 passer rating in his 1st win of the season, vs. St. Louis (11/16), becoming the 1st starting QB in 49ers history to have a perfect passer rating in a half...Recorded his 1st 300+ yard game when he finished 21-of-33 for 303 at Dallas (11/21)...Completed passes to 10 different receivers in win vs. NY Jets (12/7)...Led come-from-behind victory vs. St. Louis (12/21) after completing 10-of-15 passes for 127 yards and 2 TDs in the 4th quarter.

2007 Saw 1st true game action of career after Trent Dilfer suffered a concussion vs. Minnesota (12/9), facing his old teammates...Started for the 1st time in his career when he led the 49ers to victories in back-to-back weeks...Made 1st career start, leading the 49ers to a 20-13 victory over Cincinnati (12/15) and scored 1st career TD when he rushed from 3 yards out for the opening score of the game...Completed 11-of-24 passes in his 2nd start vs. Tampa Bay (12/23), throwing for 123 yards, 3 TDs and 1 INT in his final action of the season.

2006 Served as the 49ers 3rd QB for the entire season...Played under Vikings Offensive Coordinator Norv Turner in his 1st year in San Francisco...Helped tutor former #1 overall pick Alex Smith in his 2nd NFL season...Did not see game action during the season in his 1st campaign in San Francisco.

2005 The Vikings 3rd QB for the entire season in his final year in Minnesota...Backed up Brad Johnson and Daunte Culpepper...Saw 1st career action when he took 2 kneel-downs in the season finale vs. Chicago (1/1/06).

2004 A member of the Vikings squad that advanced to the Divisional round of the playoffs after earning a Wild Card berth...Inactive for all 16 regular season games and both playoff contests...Backed up Culpepper during his All-Pro season.

2003 The Vikings 3rd QB for 15 games and backup for at Atlanta (10/5)...Allocated to NFL Europa where he played for the Amsterdam Admirals...Twice named **NFL Europa's Offensive Player of the Week**...Led NFL Europa with 2,256 passing yards.

2002 Inactive for all 16 games in his rookie season in the NFL...Joined the Vikings as an undrafted free agent and spent the entire year on the club's active roster.

COLLEGE Helped lead a turnaround in Terrapin football fortunes...Earned 2nd-Team All-Conference while leading Maryland to its 1st Atlantic Coast Conference title since 1985 as a senior in 2001...School finished #10 in the country and made an appearance in the Orange Bowl in his final year...Lettered in final 2 years after transferring from Hutchinson (KS) Community College...Finished 2 seasons at Maryland with 3,158 passing yards and 19 touchdowns...Earned All-Jayhawk Conference honorable mention as a sophomore at Hutchinson CC...All-Jayhawk Conference choice and an honorable mention NJCAA All-American as a freshman.

PREP A 3-year starter at QB and 2-year starter at S at Parsons (KS) HS...2-time 1st-Team All-Southeast Kansas selection...All-State honorable mention as a senior...Lettered in basketball, baseball and track...A 3-time All-State selection in baseball...State qualifier in track as a senior.

HILL'S NFL TOTALS

PASSING

Year.....	GP/GS	Att.	Comp.	Pct.	Yards	Yds/Att	TD	INT	LG	Sk/Yds	Rating
2005 (Min).....	1/0	0	0	0.0	0	0.0	0	0	0	0/0	0.0
2007 (SF).....	3/2	79	54	68.4	501	6.3	5	1	26	6/31	101.1
2008 (SF).....	9/8	288	181	62.8	2,046	7.1	13	8	48t	23/148	87.5
2009 (SF).....	6/6	155	87	56.1	843	6.1	5	2	61	18/107	79.6
2010 (Det).....	11/10	416	257	61.8	2,686	6.5	16	12	75t	17/113	81.3
2011 (Det).....	2/0	3	2	66.7	33	11.0	0	0	28	0/0	103.5
2012 (Det).....	1/0	13	10	76.9	172	13.2	2	0	46t	0/0	157.9
2013 (Det).....	1/0	0	0	0.0	0	0.0	0	0	0	0/0	0.0
2014 (StL).....	9/8	229	145	63.3	1,657	7.2	8	7	63t	18/116	83.9
2015 (Min).....	3/0	7	2	28.6	15	2.1	0	0	9	1/11	39.6
2016 (Min).....	1/1	33	18	54.5	236	7.2	0	0	33	0/0	77.3
Totals	47/35	1,190	738	62.0	8,053	6.8	49	30	75t	83/526	85.2

Record as Starter (regular/playoffs): 16-18; 2-0 in 2007, 5-3 in 2008, 3-3 in 2009, 3-7 in 2010, 3-5 in 2014, 1-0 in 2016.

RUSHING

Year.....	Att.	Yards	Avg.	LG	TD
2005 (Min).....	2	-2	-1.0	-1	0
2007 (SF).....	12	14	1.2	12	1
2008 (SF).....	24	115	4.8	24	2
2009 (SF).....	8	70	8.8	22	0
2010 (Det).....	22	123	5.6	40	0
2011 (Det).....	1	-1	-1.0	-1	0
2012 (Det).....	1	-1	-1.0	-1	0
2013 (Det).....	2	-2	-1.0	-1	0
2014 (St. L).....	10	10	1.0	9	1
2015 (Min).....	4	-5	-1.3	-1	0
2016 (Min).....	2	8	4.0	9	0
Totals	86	321	3.7	40	4

SINGLE-GAME CAREER HIGHS

Attempts 54..... at Green Bay, 10/3/10
 Completions 34..... at Green Bay, 10/3/10
 Passing Yards335..... vs. Philadelphia, 9/19/10
 Long Pass 75t..... vs. Philadelphia, 9/19/10
 Highest QB Rating 142.3..... vs. St. Louis, 11/16/08
 Passing TDs3..... vs. Tampa Bay, 12/23/07; vs. St. Louis, 10/10/10
 Interceptions3..... at St. Louis, 12/21/08
 Rushing Attempts 6..... vs. Tampa Bay, 12/23/07
 Rushing Yards.....53..... vs. Atlanta, 10/11/09; at Green Bay, 10/3/10
 Long Rush 40..... at Green Bay, 10/3/10
 Rushing TDs1..... 4x, last vs. Oakland, 11/30/14

HILL'S CAREER GAME-BY-GAME (* starts; scores for games started only; games with 100+ passer rating in bold)

2005 MINNESOTA.....	Att.	Comp.	Yards	Pct.	TD	INT	Lg	Sk/Yds	Rating	Rush	Yds	TD	Score
1/2/06...@ Chicago.....	0	0	0	0.0	0	0	0	0/0	0.0	2	-2	0	
Totals	0	0	0	0.0	0	0	0	0/0	0.0	2	-2	0	
2007 SAN FRANCISCO	Att.	Comp.	Yards	Pct.	TD	INT	Lg	Sk/Yds	Rating	Rush	Yds	TD	Score
12/9..... Minnesota.....	27	22	181	81.5	1	0	26	2/8	106.9	1	3	0	
12/15 Cincinnati*.....	28	21	197	75.0	1	0	19	2/16	105.8	5	12	1	W 20-13
12/22..... Tampa Bay*.....	24	11	123	45.8	3	1	23t	2/7	83.9	6	-1	0	W 21-19
Totals	79	54	501	68.4	5	1	26	6/31	101.3	12	14	1	
2008 SAN FRANCISCO	Att.	Comp.	Yards	Pct.	TD	INT	Lg	Sk/Yds	Rating	Rush	Yds	TD	Score
10/26...Seattle	23	15	173	65.2	1	0	33	2/11	102.3	2	20	0	
11/10.....@ Arizona*.....	40	19	217	47.5	2	2	31t	0/0	60.1	2	12	0	L 24-29
11/16.....St. Louis*.....	20	15	213	75.0	2	0	42	2/14	142.3	3	5	1	W 35-16
11/23@ Dallas*.....	33	21	303	63.6	2	1	47	4/25	100.9	1	0	0	L 35-22
11/30.....@ Buffalo*.....	23	14	161	60.9	1	0	20	3/28	96.5	4	0	0	W 10-3
12/7..... NY Jets*.....	39	28	285	71.8	2	1	31	2/10	98.8	1	8	0	W 24-14
12/14.....@ Miami*.....	46	30	233	65.2	0	0	20	5/27	77.5	3	17	0	L 9-14
12/21.....@ St. Louis*.....	34	18	216	52.9	2	3	48t	4/26	52.9	4	45	0	W 17=16
12/28..... Washington*.....	30	21	245	70.0	1	1	29	1/7	91.7	4	8	1	W 27-24
Totals	288	181	2,046	62.8	13	8	48t	23/148	87.5	24	115	2	
2009 SAN FRANCISCO	Att.	Comp.	Yards	Pct.	TD	INT	Lg	Sk/Yds	Rating	Rush	Yds	TD	Score
9/13.....@ Arizona*.....	31	18	209	58.1	1	0	50	4/27	89.3	0	0	0	W 20-16
9/20.....vs. Seattle*.....	26	19	144	73.1	0	0	17	4/21	86.1	1	17	0	W 23-10
9/27.....@ Minnesota*.....	25	15	195	60.0	2	1	31	1/7	94.6	0	0	0	L 24-27
10/4.....vs. St. Louis*.....	24	14	152	58.3	2	0	24t	4/20	104.9	2	-2	0	W 35-0
10/11.....vs. Atlanta*.....	38	15	198	39.5	0	1	61	3/19	45.7	4	53	0	L 10-45
10/25.....@ Houston*.....	11	6	45	54.5	0	0	18	2/13	64.6	1	2	0	L 21-24
Totals	155	87	943	56.1	5	2	61	18/107	79.6	8	70	0	
2010 DETROIT	Att.	Comp.	Yards	Pct.	TD	INT	Lg	Sk/Yds	Rating	Rush	Yds	TD	Score
9/12.....@ Chicago.....	19	9	88	47.4	0	1	24	1/9	38.9	3	-4	0	
9/19.....Philadelphia*.....	45	25	335	55.6	2	2	75t	2/6	75.7	3	16	0	L 32-35
9/26.....@ Minnesota*.....	43	29	237	67.4	1	2	24	1/5	69.6	2	4	0	L 10-24
10/3.....@ Green Bay*.....	54	34	331	63.0	2	2	25	3/23	77.0	4	53	0	L 26-28
10/10vs. St. Louis*.....	32	21	227	65.6	3	0	29	1/5	117.6	2	9	0	W 44-6
10/17.....@ NY Giants*.....	15	9	91	60.0	1	0	22	0/0	99.6	0	0	0	L 20-28
11/14.....@ Buffalo*.....	50	29	323	58.0	1	1	29	1/9	75.7	1	1	0	L 12-14
11/21.....@ Dallas*.....	47	32	289	68.1	2	1	58	3/26	89.8	0	0	0	L 19-35
11/25.....vs. New England*.....	46	27	285	58.7	1	2	34	2/8	65.9	4	23	0	L 24-45
12/26@ Miami*.....	26	14	222	53.8	2	0	53t	2/14	108.2	1	10	0	W 34-27
1/2/11.....Minnesota*.....	39	28	258	71.8	1	1	33	1/8	87.3	2	11	0	W 20-13
Totals	416	257	2,686	61.8	16	12	75t	17/113	81.3	22	123	0	

2011 DETROIT..... Att.	Comp.	Yards	Pct.	TD	INT	Lg	Sk/Yds	Rating	Rush	Yds	TD	Score
9/18..... Kansas City.....1	1	28	100.0	0	0	28	0/0	118.8	0	0	0	
10/30.... @ Denver.....2	1	5	50.0	0	0	5	0/0	56.3	1	-1	0	
Totals.....3	2	33	66.7	0	0	28	0/0	103.5	1	-1	0	
2012 DETROIT..... Att.	Comp.	Yards	Pct.	TD	INT	Lg	Sk/Yds	Rating	Rush	Yds	TD	Score
9/23..... @ Tennessee.....13	10	170	76.9	2	0	46t	0/0	157.9	1	-1	0	
Totals.....13	10	170	76.9	2	0	46t	0/0	157.9	1	-1	0	
2013 DETROIT..... Att.	Comp.	Yards	Pct.	TD	INT	Lg	Sk/Yds	Rating	Rush	Yds	TD	Score
11/28.... vs. Green Bay.....0	0	0	0.0	0	0	0	0/0	0.0	2	-2	0	
Totals.....0	0	0	0.0	0	0	0	0/0	0.0	2	-2	0	
2014 ST. LOUIS..... Att.	Comp.	Yards	Pct.	TD	INT	Lg	Sk/Yds	Rating	Rush	Yds	TD	Score
9/7..... Minnesota*.....13	8	81	61.5	0	1	23	1/6	47.3	1	-1	0	L 6-34
11/2..... @ San Francisco.....0	0	0	0.0	0	0	0	0/0	0.0	0	0	0	
11/16.... vs. Denver*.....29	20	220	69.0	1	0	63t	3/14	102.7	0	0	0	W 22-7
11/23..... @ San Diego*.....35	18	198	51.4	1	2	27	1/7	54.2	1	0	0	L 24-27
11/30.... vs. Oakland*.....22	13	183	59.1	2	0	35t	1/7	116.3	2	1	1	W 52-0
12/7..... @ Washington*.....22	16	213	72.7	2	0	41	4/15	133.3	2	-1	0	W 24-0
12/11..... vs. Arizona*.....39	20	229	51.3	0	1	38	2/18	58.6	3	11	0	L 6-12
12/21.... vs. NY Giants*.....32	24	290	75.0	2	1	47t	2/9	110.2	1	0	0	L 27-37
12/28..... @ Seattle*.....37	26	243	70.3	0	2	20	4/40	65.5	0	0	0	L 6-20
Totals.....229	145	1,657	63.3	8	7	63t	18/116	83.9	10	10	1	
2015 MINNESOTA..... Att.	Comp.	Yards	Pct.	TD	INT	Lg	Sk/Yds	Rating	Rush	Yds	TD	Score
11/8..... vs. St. Louis.....6	2	15	33.3	0	0	9	1/11	42.4	1	-1	0	
11/22..... vs. Green Bay.....1	0	0	0.0	0	0	0	0/0	39.6	0	0	0	
12/27.... vs. NY Giants.....0	0	0	0.0	0	0	0	0/0	0.0	3	-4	0	
Totals.....7	2	15	28.6	0	0	9	1/11	39.6	4	-5	0	
2016 MINNESOTA..... Att.	Comp.	Yards	Pct.	TD	INT	Lg	Sk/Yds	Rating	Rush	Yds	TD	Score
9/11..... @ Tennessee*.....33	18	236	54.5	0	0	33	0/0	77.3	2	8	0	W 25-16
9/18..... vs. Green Bay.....												DID NOT PLAY
9/25..... @ Carolina.....												DID NOT PLAY
10/3..... vs. NY Giants.....												DID NOT PLAY
10/9..... vs. Houston.....												DID NOT PLAY
10/23.... @ Philadelphia.....												DID NOT PLAY
10/31.... @ Chicago.....												DID NOT PLAY
11/6..... vs. Detroit.....												DID NOT PLAY
11/13.... @ Washington.....												
11/20.... vs. Arizona.....												
11/24.... @ Detroit.....												
12/1..... vs. Dallas.....												
12/11.... @ Jacksonville.....												
12/18.... vs. Indianapolis.....												
12/24.... @ Green Bay.....												
1/1/17.... vs. Chicago.....												
Totals.....33	18	236	54.5	0	0	33	0/0	77.3	2	8	0	

HILL'S TOUCHDOWNS

GAME	Play
vs. Minnesota, 12/9/07	5 pass to A. Battle
vs. Cincinnati, 12/15/07	17 pass to V. Davis, 3 run
vs. Tampa Bay, 12/23/07	21 pass to D. Jackson, 5 pass to V. Davis, 23 pass to Gore
vs. Seattle, 10/26/08	2 pass to J. Hill
@ Arizona, 11/10/08	31 pass to J. Morgan, 18 pass to V. Davis
vs. St. Louis, 11/16/08	2 pass to V. Davis, 2 pass to B. Johnson, 1 run
@ Dallas, 11/23/08	18 pass to I. Bruce, 9 pass to D. Foster
@ Buffalo, 11/30/08	12 pass to I. Bruce
vs. New York Jets, 12/7/08	4 pass to F. Gore, 3 pass to B. Johnson
@ St. Louis, 12/21/08	3 pass to I. Bruce, 48 pass to J. Morgan
vs. Washington, 12/28/08	2 run, 9 pass to J. Hill
@ Arizona, 9/13/09	3 pass to F. Gore
@ Minnesota, 9/27/09	5 pass to V. Davis, 20 pass to V. Davis
vs. St. Louis, 10/4/09	13 pass to V. Davis, 24 pass to J. Morgan
vs. Philadelphia, 9/19/10	75 pass to J. Best, 19 pass to C. Johnson
@ Minnesota, 9/26/10	5 pass to T. Scheffler
@ Green Bay, 10/3/10	23 pass to C. Johnson, 21 pass to C. Johnson
vs. St. Louis, 10/10/10	1 pass to C. Johnson, 3 pass to B. Pettigrew, 26 pass to N. Burleson
@ New York Giants, 10/17/10	14 pass to N. Burleson
@ Buffalo, 11/14/10	20 pass to C. Johnson
@ Dallas, 11/21/10	9 pass to N. Burleson, 14 pass to C. Johnson
vs. New England, 11/25/10	19 pass to C. Johnson
@ Miami, 12/26/10	20 pass to B. Pettigrew, 53 pass to J. Best
vs. Minnesota, 1/2/11	7 pass to N. Burleson
@ Tennessee, 9/23/12	3 pass to C. Johnson, 46 pass to T. Young
vs. Denver, 11/16/14	63 pass to K. Britt
@ San Diego, 11/23/14	7 pass to S. Bailey
vs. Oakland, 11/30/14	35 pass to T. Mason, 4 pass to C. Harkey, 2 run
@ Washington, 12/7/14	35 pass to J. Cook, 1 pass to J. Cook
vs. New York Giants, 12/21/14	23 pass to L. Kendricks, 47 pass to C. Givens
Total	53 (49 passing, 4 rushing)

SWEET HOME MINNESOTA

Shaun Hill, who enters his 15th NFL season, returned to Minnesota in 2015 after beginning his professional football career with the Vikings as a rookie free agent in 2002. Hill served as a backup during his first Vikings tenure (2002-05) before moving on to San Francisco, Detroit and St. Louis, where he started 34 combined games. Hill was allocated to Amsterdam of NFL Europa for the 2003 season to hone his skills and thrived when given the opportunity to start. In 2015, Hill saw action in 3 games while backing up 3rd-year QB Teddy Bridgewater, including a game-winning FG drive in OT to lift the Vikings over his former team, St. Louis. While undrafted, Hill's work ethic and ability to adjust have helped him outlast the QBs drafted in 2002.

QB'S DRAFTED IN 2002

PLAYER, COLLEGE	TEAM, ROUND, SELECTION
David Carr, Fresno State	Houston, 1, #1
Joey Harrington, Oregon	Detroit, 1, #3
Patrick Ramsey, Tulane	Washington, 1, #32
Josh McCown, Sam Houston State	Arizona, 3, #81
David Garrard, East Carolina	Jacksonville, 4, #108
Randy Fasani, Stanford	Carolina, 5, #137
Kurt Kittner, Illinois	Atlanta, 5, #158
Brandon Doman, Brigham Young	San Francisco, 5, #163
Craig Nall, Northwestern State	Green Bay, 5, #164
J.T. O'Sullivan, California-Davis	New Orleans, 6, #186
Seth Burford, Cal Poly-SLO	San Diego, 7, #216
Jeff Kelly, Southern Mississippi	Seattle, 7, #232
Ronald Curry, North Carolina	Oakland, 7, #235
Wes Pate, Stephen F. Austin	Baltimore, 7, #236





RONNIE HILLMAN #33

POSITION: RUNNING BACK
HEIGHT/WEIGHT: 5-9/195
DOB: 9/14/91
HOMETOWN: LA HARBA, CA

COLLEGE: SAN DIEGO STATE
ACQUIRED: FA '16
NFL SEASON: 5
VIKINGS SEASON: 1

2016 GP/GS

3/0

Career GP/GS

51/14

Playoffs GP/GS

2/0

- Signed with the Vikings on 9/21/16.
- Received **AFC Offensive Player of the Week** after rushing for a career-high 117 yards San Diego (1/3/16).
- Set a Broncos' postseason rookie record by carrying the ball 22 times in the AFC Divisional Playoff Game vs. Baltimore (1/12/13).

OFF THE FIELD Studied social science at San Diego State... Played on a youth football team in Los Angeles coached by rapper Snoop Dogg.

PRO Has appeared in 51 games (14 starts), totaling 1,884 yards and 12 TDs on 465 carries (4.1 average)...Registered career highs in all rushing categories in 2015: 207 rushes for 863 yards (4.2 average) and 7 TDs, including a 72-yard career-long gain... Posted 434 yards and 3 TDs, adding 21 receptions for 139 yards, in 8 games (4 starts) in 2014...Recorded a Broncos postseason rookie-record 22 carries for 83 yards in Denver's AFC Divisional Playoff Game vs. Baltimore (1/12/13)...Selected in the 3rd round (67th overall) by Denver in the 2012 NFL Draft.

Honors Earned **AFC Offensive Player of the Week** after rushing for a career-best 117 yards San Diego (1/3/16).

2016 Totalled 30 yards on 7 carries, adding a career-long 32-yard reception, vs. Detroit (11/6)...Gained 15 yards on 4 carries and 9 yards on 2 receptions at Chicago (10/31)...Made his Vikings debut, securing a 2-yard reception and rushing for a 6-yard loss, at Philadelphia (10/23)...Inactive vs. Houston (10/9), vs. NY Giants (10/3) and at Carolina (9/25)...Signed with Minnesota on 9/21 after being released by Denver on 9/3.

2015 Set career highs in games played (16), starts (10), carries (207), rushing yards (863), rushing average (4.2), rushing TDs (7), 100-yard rushing games (4) and receptions (24)...Saw action in all 3 of Denver's playoff games (2 starts), posting 32 carries for 54 yards...Named **AFC Offensive Player of the Week** after tallying his 4th 100-yard rushing output of the season - a 117-yard, 1-TD effort - vs. San Diego (1/3)...Posted 21 carries for 102 yards (4.2 avg.) at Chicago (11/22)...Scored on a pair of first half runs vs. Green Bay (11/1)...Totalled a career-high 111 yards on 20 carries (5.6 avg.) at Cleveland (10/18)...Totalled 11 carries for 103 yards (9.4 average) with a career-long 72-yard TD - 4th longest scoring run in team history - vs. Minnesota (10/4).

2014 Rushed 106 times for 434 yards (4.1 average) with 3 TDs, adding 21 receptions for 139 yards (6.6 average) and 1 TD...Returned for Denver's final regular-season game (missed games 10-15 with a foot injury) and totaled 56 rushing yards on 15 carries (3.7 average) vs. Oakland (12/28)...Rushed for 109 yards on 20 carries (5.5 average) vs. San Diego (10/23)...Notched his first career multiple-TD game with 2 rushing scores on *Sunday Night Football* vs. San Francisco (10/19)...Became just the 4th player in team history to reach the century mark in his 1st NFL start when he rushed for a then-career-high 100 yards on 24 carries (4.2 average) at New York Jets (10/12).

2013 Totalled 55 carries for 218 yards (4.0 average)...Posted 4 catches for 42 yards at Dallas (10/6)...Averaged 7.3 yards per carry, rushing 9 times for a game-high 66 yards on *Monday Night Football* vs. Oakland (9/23).

2012 Finished 3rd on the team with 330 rushing yards and 1 TD on 85 carries...Relieved injured starter Knowshon Moreno in Denver's AFC Divisional Playoff Game vs. Baltimore (1/12) and totaled 83 yards on 22 carries (3.8 average) to mark the most attempts by a Broncos rookie in postseason history...Ran the ball a team-high 12 times for 59 yards vs. San Diego (11/18)... Scored his 1st career TD on a 5-yard run at Carolina (11/11)... Set career marks with 14 carries for 86 yards (6.1 average) and a long of 31 vs. New Orleans (10/28)...Made his NFL debut, registering two carries for seven yards and one catch for one yard vs. Houston (9/23).

COLLEGE Compiled 15 100-yard rushing games and 3 200-yard outputs, while scoring 36 rushing touchdowns...Named first-team All-Mountain West Conference as a redshirt sophomore in 2011 after rushing for a career-high 1,711 yards and 19 TDs on 311 carries (5.5 average) and earning MWC Player of the Week honors on 3 occasions...Ranked 4th in the NCAA in rushing (131.6 ypg) and ninth in scoring (9.2 ppg) in 2011...Selected as the MWC Freshman of the Year in 2010 after totaling 262 carries for 1,532 yards (5.8 avg.) with 17 TDs.

PREP Attended La Habra (CA), where he led his team to the 2008 CIF Southern Section Southwest Division title after rushing for 1,251 yards and 14 TDs on just 97 carries (12.9 average) as a senior...Accounted for 2,104 all-purpose yards and 27 total TDs to earn first-team all-county honors from the *Orange County Register*...Also selected as the Freeway League MVP... Earned Southeast Division Offensive Player of the Year honors following his junior season in which he amassed 1,615 yards and 20 TDs rushing.

HILLMAN'S NFL TOTALS

Year	GP/GS	RUSHING					RECEIVING				
		No.	Yds.	Avg.	Lg	TD	No	Yds	Avg	Lg	TD
2012 (Den)	14/0	85	330	3.9	31	1	10	62	6.2	29	0
2012 (Den)	1/0	22	83	3.8	11	0	3	20	6.7	11	0
2013 (Den)	10/0	55	218	4	19	1	12	119	9.9	19	0
2014 (Den)	8/4	106	434	4.1	37t	3	21	139	6.6	16	1
2014 (Den)	1/0	2	8	4	10	0	0	0	0	0	0
2015 (Den)	10/10	207	863	4.2	72t	7	24	111	4.6	14	0
2015 (Den)	3/2	32	54	1.7	9	0	1	7	7	7	0
2016 (Min)	3/0	12	39	3.3	14	0	4	43	10.8	32	0
Total	51/14	465	1884	4.1	72t	12	71	474	6.7	32	1
<i>Playoffs</i>	<i>5/2</i>	<i>56</i>	<i>145</i>	<i>2.6</i>	<i>11</i>	<i>0</i>	<i>4</i>	<i>27</i>	<i>6.8</i>	<i>11</i>	<i>0</i>

SINGLE-GAME CAREER HIGHS

Rushing Attempts.....	24.....	at New York Jets, 10/12/14
Rushing Yards.....	117.....	vs. San Diego, 1/3/16
Rushing TDs	2.....	vs. San Francisco, 10/19/14; vs. Green Bay, 11/1/15
Long Rush	72t.....	vs. Minnesota, 10/4/15
Receptions.....	7.....	at New England, 11/2/14; vs. Oakland, 12/13/15
Receiving Yards	47.....	at New England, 11/2/14
Receiving TDs	1.....	at New England, 11/2/14
Long Reception	32.....	vs. Detroit, 11/6/16

HILLMAN'S 100-YARD GAMES

GAME	RUSHES-YDS-TDs
at New York Jets, 10/12/14	24-100-0
vs. San Diego, 10/23/14.....	20-109-0
vs. Minnesota, 10/4/15.....	11-103-1
at Cleveland, 10/18/15.....	20-111-0
at Chicago, 11/22/15.....	21-102-0
vs. San Diego, 1/3/16.....	15-117-1

HILLMAN'S TOUCHDOWNS

GAME	PLAY
at Carolina, 11/11/12	5 run
vs. Oakland, 9/23/13	1 run
vs. San Francisco, 10/19/14	37 run, 1 run
at New England, 11/2/14.....	1 run, 15 pass
at Detroit, 9/27/15.....	1 run
vs. Minnesota, 10/4/15.....	72 run
vs. Green Bay, 11/1/15	1 run, 15 run
vs. Kansas City, 11/15/15.....	1 run
vs. New England, 11/29/15.....	19 run
vs. San Diego, 1/3/16.....	23 run
Total.....	13 (12 run, 1 pass)



DANIELLE HUNTER #99

POSITION: DEFENSIVE END
HEIGHT/WEIGHT: 6-5/252
DOB: 10-29-94
HOMETOWN: KATY, TX

COLLEGE: LSU
ACQUIRED: D3 (#88) '15
NFL SEASON: 2
VIKINGS SEASON: 2

2016 GP/GS
8/0

Career GP/GS
22/1

Playoffs GP/GS
1/0

- Earned spot on PFWA **All-Rookie** team in 2015.
- Ranked 2nd in the NFL among 2015 rookies with 6.0 sacks.
- Born in Jamaica, moved to the United States at age 8.

OFF THE FIELD Name is pronounced Duh-neal...Parents are of Jamaican descent; the family moved to the United States when Danielle was 8 years old...Majored in sports administration at LSU...Enjoys flying his Inspire 1 drone...During 2016 NFL Draft, he announced the Vikings 4th-round pick, Willie Beavers from Western Michigan, during a community event at Mall of America...Enjoys motor sports and is a Mopar enthusiast.

HONORS Named to 2015 PFWA **All-Rookie** team.

PRO Scored his 1st-career TD on a 24-yard fumble recovery at Tennessee (9/11/16), pairing with LB Eric Kendricks (77-yard INT-TD) to mark the 6th time in team history TDs were scored by INT and fumble returns in a single game...Gained playing time late in his rookie campaign, posting 3.5 sacks in the final 4 regular season games...Selected to Pro Football Writers of America **All-Rookie** team in 2015...Was the youngest player in the NFL in 2015, born 10/29/94, celebrating his 21st birthday 3 days before notching his 1st career full sack at Chicago (11/1) against Jay Cutler...The 3rd of 3 defensive players drafted by the Vikings with their opening 3 picks in 2015...The last LSU player drafted by the Vikings was DT Henry Thomas in 3rd round (#72) of 1987 draft, the beginning of a standout career... Played 5 seasons of football, 2 as a prep and 3 in college, before being selected in the NFL...Drafted in 3rd round (#88) in 2015.

2016 Tackled 1 tackle and 4 QBHs vs. Detroit (11/6)...Recorded 2 tackles (1 solo), including 1 TFL, at Chicago (10/31)...Notched 5 tackles (3 solo) at Philadelphia (10/23)...Recorded 3 tackles (1 solo), 1 sack, 1 TFL, 1 PD and a career-high-tying 7 QBHs vs. Houston (10/5)...Tallied 2 solo stops vs. NY Giants (10/3)... Posted 5 tackles (1 solo), 1.0 TFL, 1.0 sack and 4 QBHs at

Carolina (9/25)...Dropped QB Cam Newton in the Panthers end zone for the Vikings' 1st safety since 12/4/2011 (Jared Allen vs. Denver) and the 1st on the road since 10/5/03 (at Atlanta)... Became the 2nd player in team history (Jared Allen, 2009) to produce a safety (Week 3) and return a fumble for a TD (Week 1) in the same season...Recorded 4 tackles (3 solo), including 1 TFL and 1 sack, 2 QBHs and 1 FF vs. Green Bay (9/18)...Scored his 1st-career TD on a 24-yard fumble recovery at Tennessee (9/11)...Paired with LB Eric Kendricks (77-yard INT-TD) to mark the 6th time in team history TDs were scored by INT and fumble returns in a single game...Also recorded 4 tackles (3 solo), 1 sack, 1 TFL and 5 QBHs against the Titans.

2015 Continued to develop throughout his rookie season, playing his best in the final month of the season...Earned spot on **PFWA All-Rookie** team...Was 1 of 7 Vikings rookies to start during the season...Ranked 2nd in the NFL for sacks by a rookie with 6.0, trailing only Washington LB Preston Smith...Started 1st career game vs. Kansas City (10/18) and notched 1st shared sack of his career, teaming with Sharif Floyd to sack Alex Smith...Had season-best 6 tackles and 1.5 sacks vs. Chicago (12/20)...Had 3-game streak late in the regular season when he had a sack in each contest- at Arizona (12/10), vs. Chicago (12/20) and vs. NY Giants (12/27)...Played in 1st career playoff game vs. Seattle (1/10/16), notching 4 tackles in Wild Card Playoff game...Was inactive for a pair of games- vs. Detroit (9/20) and vs. San Diego (9/27).

COLLEGE Full-time starter for the Tigers as a sophomore and junior...Played in 38 games with 23 starts, capping his career with 23 consecutive starts...Had 4.5 sacks and 21.0 tackles for loss in his career along with 142 tackles...Started all 13 games as a junior...Scored lone career TD vs. Mississippi State when he picked up a QB Dak Prescott fumble and rumbled 25 yards for the score on the 1st play of the 2nd half...Led LSU with 13.0 tackles for loss and ranked 10th in the SEC...Keyed Tigers defense that led the SEC with 316.8 yards allowed, 164.2 passing yards allowed and ranked #2 in the conference in points allowed at 17.5 points per game...Notched career-best 12 tackles against Auburn...Helped in upset win over #3 Ole

Miss with 9 tackles and 2 tackles for loss in the 10-7 victory... Capped college career with 9 tackles against Notre Dame in Music City Bowl...Started 10 of the 13 games he played as a sophomore...Earned 1st start in 4th game of sophomore season against Auburn and never let go of the job...In 1st career start, had 8 tackles against eventual National Champion runner-up Auburn...Had 4 tackles and a sack in Outback Bowl win over Iowa...Saw action in 12 games as a freshman...Played primarily on special teams as a freshman.

PREP Ranked as a 4-star recruit at Morton Ranch High in Katy, TX...Helped school earn 1st Class 5A state playoff appearance... Played DE and TE.

HUNTER'S SACKS

GAME	QB	SACK
vs. Kansas City, 10/18/15.....	Alex Smith.....	0.5
@ Chicago, 11/1/15.....	Jay Cutler.....	1.0
@ Oakland, 11/15/15.....	Derek Carr.....	1.0
@ Arizona, 12/10/15.....	Carson Palmer.....	1.0
vs. Chicago, 12/20/15.....	Jay Cutler.....	1.5
vs. NY Giants, 12/27/15.....	Elf Manning.....	1.0
at Tennessee, 9/11/16.....	Marcus Mariota.....	1.0
vs. Green Bay, 9/18/16.....	Aaron Rodgers.....	1.0
at Carolina, 9/25/16.....	Cam Newton.....	1.0
vs. Houston, 10/9/16.....	Brock Osweiler.....	1.0
Total.....		10.0


HUNTER'S NFL TOTALS

Year.....	GP/GS	Tackles			Sacks	INTs	PBU	TFL	QBH	FF/FR	Special Teams
		Solo	Asst.	Total							
2015 (Min).....	14/1	24	10	34	6.0	0	1	10.0	25	1/0	5
Playoffs.....	1/0	2	2	4	0.0	0	0	0.0	8	0/0	0
2016 (Min).....	8/0	14	12	23	4.0	0	1	5.0	22	1/1	1
Total.....	22/1	38	22	60	10.0	0	2	15.0	47	2/1	6
Playoffs.....	1/0	2	2	4	0.0	0	0	0.0	8	0/0	0

SINGLE-GAME CAREER HIGHS

Tackles..... 6..... vs. Chicago, 12/20/15
 Solo Tackles..... 5..... vs. Chicago, 12/20/15
 Sacks..... 1.5..... vs. Chicago, 12/20/15
 Tackles For Loss..... 2.0..... vs. Chicago, 12/20/15
 Forced Fumble..... 1..... 2x, last vs. vs. Green Bay 9/18/16
 Fumble Recovery..... 1..... at Tennessee, 9/11/16
 QB Hurries..... 7..... vs. NY Giants, 12/27/15; vs. Houston, 10/9/16





CHARLES JOHNSON #12

POSITION: WIDE RECEIVER
HEIGHT/WEIGHT: 6-2/217
DOB: 2-27-89
HOMETOWN: ERLANGER, KY

COLLEGE: GRAND VALLEY STATE
ACQUIRED: PS (CLE) '14
NFL SEASON: 4
VIKINGS SEASON: 3

2016 GP/GS 8/3 **Career GP/GS** 30/13 (PS-GB,CLE; 30/13-MIN) **Playoffs GP/GS** 0/0

- Played part of 2013 season under Offensive Coordinator Norv Turner and Quarterbacks Coach Scott Turner in Cleveland.
- Emerged late in the season for the Vikings in 2014, leading primary receivers with 15.3 yards per catch.
- Had 1st career 100-yard game in the OT victory vs. NY Jets (12/7/14).

OFF THE FIELD Earned degree in biology in December 2012... Active with youth outreach programs...Aspires to a coaching career after his playing days are over...Brother played WR at Kentucky...Enjoys traveling in his free time and is trying to learn guitar...Helped Vikings honor the small Minnesota town of Caledonia and their CHS Warriors as the top football town in the state after another state title in 2015...Visited fans during the 2015 Minnesota State Fair.

PRO Led the Vikings WRs with a 15.3 yard-per-catch average during the 2014 season...Caught his 1st career TD pass on a 22-yard pass from rookie QB Teddy Bridgewater after the team that drafted him - vs. Green Bay (11/23/14)...Originally drafted by the Packers in the 7th round (#216 overall) in the 2013 NFL Draft...Went through training camp and the pre-season with the Packers before being signed to their practice squad on 9/2/13...Signed to the Cleveland Browns active roster 10/12/13...Placed on Cleveland's reserve/non-football injury list on 10/16/13...Spent the 2014 preseason with Cleveland before being signed to the Vikings active roster on 9/20/14.

2016 Grabbed a 9-yard reception vs. Detroit (11/6)...Saw action from scrimmage and on special teams at Chicago (10/31) and at Philadelphia (10/23)...Posted a 2-yard reception and 16-yard kickoff return vs. Houston (10/9)...Totaled 70 yards on 2 receptions (35.0 average), including a 40-yard grab that set up a Jerick McKinnon 4-yard TD rush on the next play, vs. NY Giants (10/3)...Gained 15 yards on 2 catches vs. Green Bay (9/18)...Secured 1 reception for 5 yards at Tennessee (9/11).

2015 Saw action in 11 games with 4 starts...Had a long of 35 on key drive at Chicago (11/1)...Started season opener at San Francisco (9/14)...Had season-high 3 catches vs. Detroit (9/20) in Vikings 1st win of the season...Had 3-game stretch with a catch of 20+ yards at Detroit (10/25), at Chicago (11/1) and vs. St. Louis (11/8) with a 21-yarder, 35-yarder and 25-yarder, respectively...Was inactive for final 3 games of the season and Wild Card Playoff game vs. Seattle (1/10/16).

2014 Had breakout 1st season on the field after spending the entire 2013 season on practice squads (Green Bay and Cleveland) and reserve/non-football injury list (Cleveland)...Signed by the Vikings to the 53-man roster off Cleveland's practice squad on 9/20 and was inactive on game day for opening 2 contests...Appeared in 1st career NFL game against the team that drafted him at Green Bay (10/2)...Started 6 games, appearing in 11 during 1st season seeing the field...Caught 1st career TD in 1st start vs. Green Bay (11/23)...Had lone career 100-yard game in Vikings OT victory vs. NY Jets (12/7), ending day with 103 yards on 4 catches with a career-long 56-yard TD from Bridgewater.

2013 Drafted in the 7th round of the 2013 NFL Draft by the Green Bay Packers...Spent the preseason with the Packers before being signed to the practice squad on 9/2/13...Signed to Cleveland's 53-man roster on 10/12/13 4 days before being placed on reserve/non-football injury.

COLLEGE Earned 2nd-Team All-American honors in his 2nd and final season at Grand Valley State (MI)...Caught 128 passes for 2,229 yards and 31 TDs during time at Grand Valley State...Spent 2007 season at Eastern Kentucky...Spent a season playing at Antelope Valley College (2008) before sitting out of football in 2009.

PREP Attended Lloyd Memorial High in Elsmere, KY...Standout in 3 sports- football, basketball and track...Earned All-State honors in football...Placed 3rd and 4th, respectively, at state track meet as a senior in the 200m and 100m sprints.



JOHNSON'S NFL TOTALS

Year	GP/GS	RECEIVING				TD
		No.	Yds.	Avg.	Lg	
2014 (Min)	11/6	31	475	15.3	56t	2
2015 (Min)	11/4	9	127	14.1	35	0
2016 (Min)	8/3	7	101	14.4	40	0
Total	30/13	47	703	15.0	56t	2

SINGLE-GAME CAREER HIGHS

Receptions..... 6..... vs. Chicago, 11/16/14
 Receiving Yards103..... vs. NY Jets, 12/7/14
 Long Reception56t..... vs. NY Jets, 12/7/14
 Touchdown1..... vs. Green Bay, 11/23/14; vs. NY Jets, 12/7/14

JOHNSON'S TOUCHDOWNS

Game.....**Play**
 vs. Green Bay, 11/23/14 22 pass from Bridgewater
 vs. NY Jets, 12/7/1456 pass from Bridgewater
Total.....**2 (2 receiving)**

JOHNSON'S 100 YARD GAME

Game.....**Yds/Rec/TD**
 vs. NY Jets, 12/7/14103/4/1

JOHNSON'S CAREER GAME-BY-GAME (*-starts)

2014	MINNESOTA	No.	Yards	Avg.	Long	TD
9/7	@ St. Louis	NOT WITH TEAM			
9/14	vs. New England	NOT WITH TEAM			
9/21	@ New Orleans	INACTIVE			
9/28	vs. Atlanta	INACTIVE			
10/2	@ Green Bay1	7	7.0	7	0
10/12	vs. Detroit2	22	11.0	15	0
10/19	@ Buffalo	INACTIVE			
10/26	@ Tampa Bay2	18	9.0	12	0
11/2	vs. Washington1	13	13.0	13	0
11/16	@ Chicago6	87	14.5	24	0
11/23	vs. Green Bay*3	52	17.3	22	1
11/30	vs. Carolina*2	41	20.5	24	0
12/7	vs. NY Jets*4	103	25.8	56t	1
12/14	@ Detroit*5	72	14.4	40	0
12/21	@ Miami*3	38	12.7	25	0
12/28	vs. Chicago*2	22	11.0	18	0
Totals	GP/GS: 11/631	475	15.3	56t	2

2015	MINNESOTA	No.	Yards	Avg.	Long	TD
9/14	@ San Francisco*2	27	13.5	18	0
9/20	vs. Detroit*3	20	3.3	4	0
9/27	vs. San Diego*1	9	9.0	9	0
10/4	@ Denver	INACTIVE			
10/18	vs. Kansas City	INACTIVE			
10/25	@ Detroit1	21	21.0	21	0
11/1	@ Chicago1	35	35.0	35	0
11/8	vs. St. Louis1	25	25.0	25	0
11/15	@ Oakland0	0	0.0	0	0
11/22	vs. Green Bay0	0	0.0	0	0
11/29	@ Atlanta0	0	0.0	0	0
12/6	vs. Seattle*0	0	0.0	0	0
12/10	@ Arizona0	0	0.0	0	0
12/20	vs. Chicago	INACTIVE			
12/27	vs. NY Giants	INACTIVE			
1/3/16	@ Green Bay	INACTIVE			
Totals	GP/GS: 11/49	127	14.1	35	0
PLAYOFFS						
1/10/16	vs. Seattle	INACTIVE			

U.S. BANK STADIUM SIGNATURE ITEMS

Minnesota's largest public works project kept most of the work confined within the state's border. During the duration of the 31-month construction period, more than 300 Minnesota businesses contributed to U.S. Bank Stadium construction with approximately 90% of the construction dollars, or more than \$700 million going back to Minnesotans. Mortenson Construction, based out of Golden Valley, Minn., built the stadium that broke ground on December 3, 2013.



2016	MINNESOTA	No.	Yards	Avg.	Long	TD
9/11@ Tennessee*1	5	5.0	5	0
9/18vs. Green Bay*2	15	7.5	10	0
9/25@ Carolina0	0	0.0	0	0
10/3vs. NY Giants2	70	35.0	40	0
10/9vs. Houston1	2	2.0	2	0
10/23@ Philadelphia0	0	0.0	0	0
10/31@ Chicago*0	0	0.0	0	0
11/6vs. Detroit1	9	9.0	9	0
11/13@ Washington				
11/20vs. Arizona				
11/24@ Detroit				
12/1vs. Dallas				
12/11@ Jacksonville				
12/18vs. Indianapolis				
12/24@ Green Bay				
1/1/17vs. Chicago				
Totals	GP/GS: 6/27	101	14.4	40	0



TOBY JOHNSON #69

POSITION: DEFENSIVE TACKLE **COLLEGE:** GEORGIA
HEIGHT/WEIGHT: 6-4/325 **ACQUIRED:** PS '15
DOB: 9-1-91 **NFL SEASON:** 1
HOMETOWN: COLLEGE PARK, GA **VIKINGS SEASON:** 1

2016 GP/GS	Career GP/GS	Playoffs GP/GS
PS	0/0	0/0

- Spent 1st week as a Viking on the practice squad for the playoff game vs. Seattle.
- Teammates at Hutchinson Community College with Vikings WR Cordarrelle Patterson.

OFF THE FIELD Majored in sociology at Georgia and is 1 class away from his degree...Hopes to pursue a career in criminal justice following football...Born in Moorhead, MS and moved to College Park, GA as a youngster...Played drums in his church.

PRO Joined Vikings for playoff week on practice squad, signing with club on 1/6/16...Spent time on practice squad with 3 teams during his rookie season: Jacksonville, Chicago and Minnesota...Originally signed with Tennessee as a rookie free agent, spending training camp and preseason with the Titans.

2016 Joined the Vikings practice squad on 9/4.

2015 Finished season on Vikings practice squad during playoff week vs. Seattle, joining club on 1/6/16...Vikings were the 3rd team he was part of practice squad with during his rookie campaign...Spent 1 week with Chicago practice squad during Week 16 of NFL season, signing on 12/15 and released on 12/22...Signed to Jacksonville practice squad for opening week of season, added to Jaguars roster on 9/7 and released on 9/15...Originally signed by Tennessee as a rookie free agent following the 2015 Draft, going through preseason and training camp with Titans before his release on 9/1.

COLLEGE Saw action in 23 career games in his 2 seasons at UGA...Played for 2 seasons at Georgia after transferring from Hutchinson CC...Made 34 tackles and 5 TFLs at Georgia...Piled up 87 tackles, 17 TFLs, 5.0 sacks, 9 PBUs, 1 FF, 1 FR and blocked 2 kicks during his junior college career at Hutchinson.

PREP Attended Banneker High in suburban Atlanta...Earned All-State honors as a TE and All-Region recognition as a DE...Standout in basketball and football.



TOM JOHNSON #92

POSITION: DEFENSIVE TACKLE
HEIGHT/WEIGHT: 6-3/288
DOB: 8-30-84
HOMETOWN: MOSS POINT, MS

COLLEGE: SOUTHERN MISSISSIPPI
ACQUIRED: FA '14
NFL SEASON: 6
VIKINGS SEASON: 3

2016 GP/GS

8/0

Career GP/GS

80/10 (40/0-NO; 40/10-MIN)

Playoffs GP/GS

5/0 (1/0-MIN;
4/0-NO)

• Played in NFL Europa, Arena Football League and Canadian Football League before landing a roster spot in 2011 with New Orleans, 5 seasons after his rookie season in 2006.

• Started career-high 8 games in 2015 for the Vikings, with all 10 career starts coming as a Viking in the past 2 seasons.

• Ranked 5th among NFC DTs with 6.5 sacks on the 2014 season, his career high in sacks for his career.

OFF THE FIELD Majored in coaching and sport administration...Aspires to a career in real estate when his football playing days are over...Has started a non-profit in his hometown of Moss Point, MS that promotes youth education...Has a daughter, Autumn Celeste Johnson...Father works as an electrician in the local shipyards in Mississippi.

PRO Ranks 8th in the NFL among interior linemen since 2014 with 14.0 sacks, the highest total by an undrafted DT in that span...Played in 5th career playoff game when Vikings hosted Seattle in Wild Card matchup (1/10/16)...Has found a home on the Vikings line, notching best 2 seasons (2014-15) of his career in Minnesota...Re-signed with the Vikings during the 2015 offseason...Signed with the Vikings as a free agent in 2014 and had a career year, recording 6.5 sacks after entering the season with 5.0 sacks in 40 previous career games...Career took a winding path before finally earning a roster spot with New Orleans, playing in NFL Europa, the Arena Football League and Canadian Football League from 2007-10...Notched his 1st NFL sack against the Vikings in 2011...Originally entered NFL as a rookie free agent with Indianapolis in 2006, the same year Chad Greenway was a 1st-round pick by the Vikings, but did not see action in an NFL regular season game until 2011.

2016 Subbed at DT vs. Detroit (11/6) and at Chicago (10/31)...Notched 1 tackle and 2 QBHs at Philadelphia (10/23)...Tallied 2 solo tackles, 1 sack, 1 TFL and a career-high-tying 10 QBHs vs. Houston (10/9)...Recorded 2 tackles, 1 TFL and 1 QBH vs. NY Giants (10/3)...Posted 3 tackles (all solo) and his 1st career INT, becoming the 11th Vikings DT to notch a pick and the 1st since Kevin Williams (9/15/13 at Chi.), at Carolina (9/25)...Compiled 5 tackles (2 solo), including 2 TFL and 1 sack, and 7 QBHs vs. Green Bay (9/18)...Registered 3 QBHs at Tennessee (9/11).

2015 Started career-high 8 games and played in all 16 along with Wild Card Playoff game...Helped Vikings claim NFC North title, winning the crown in the regular season finale at Green Bay (1/3/16), snapping the Packers' 4-year streak...Notched 5.5 sacks on the season, trailing only his career-high 6.5 set in his 2014 Vikings debut...Started 8 games at DT when Sharrif Floyd would shift to NT in place of injured Linnal Joseph...Posted 1st career multi-sack game vs. NY Giants (12/27) when he caught Eli Manning twice...Had career-high 7 tackles vs. St. Louis (11/8), helping hold rookie phenom Todd Gurley in check during Vikings OT victory.

2014 Had a breakout season as a reserve with the Vikings after signing as a free agent with the club during the 2014 offseason...Had streak of 4 straight weeks with at least 0.5 sack in a game- vs. Detroit (10/12), at Buffalo (10/19), at Tampa Bay (10/26) and vs. Washington (11/2)...Ranked 5th in NFC for

sacks by a DT with 6.5...Started 1st career game against his old teammates at New Orleans (9/21) and later started at Detroit (12/14)...Recorded 6.5 sacks in 16 appearances after entering the season with 5.0 sacks in 40 career games in his 1st 3 seasons...Played a key role in the Vikings defensive transformation, the most improved defense in the NFL in 2014...Started the season with a strip-sack and 2 tackles in opener at St. Louis (9/7)...Notched career-high 5 tackles vs. Carolina (11/30).

2013 Played in 12 games as Saints went 11-5 and earned Wild Card berth in the playoffs...Saw action in Wild Card Playoff win at Philadelphia (1/4/14) and Divisional Game loss to eventual Super Bowl champions Seattle (1/11/14)...Had season-high 4 tackles at Seattle (12/4)...Had a pair of games with a sack- at New England (10/13) and vs. Dallas (11/10).

2012 Had career-high 33 tackles during the season and 2.0 sacks...Had season-high 4 tackles vs. Carolina (12/30)...Notched sacks at Oakland (11/18) and at Dallas (12/23).

2011 Made debut on an NFL regular-season roster for Saints club that went 13-3 and advanced to the NFC Divisional Playoffs...Played in both New Orleans playoff games, a win over Detroit in Wild Card round and loss at San Francisco in Divisional Round...Posted 1st career sack when he caught Christian Ponder at Minnesota (12/18).

2010 Played for Calgary in CFL...Helped Stampeders go 13-5 in regular season before losing in West Final to Saskatchewan...Had 4.0 sacks and 39 tackles.

2009 Saw action in 6 games for Calgary in his CFL debut season, starting all 6 games...Notched 3.0 sacks and 13 tackles...Club advanced to West Final before losing to Saskatchewan.

2008 Played in the Arena Football League with Philadelphia Soul and Grand Rapids Rampage.

2007 Allocated by Colts to NFL Europa's Cologne Centurions...Notched 2.5 sacks...Returned to the United States to go to training camp with Colts...Released on 8/28 in roster cutdown.

2006 joined Colts as a rookie free agent on 5/9 and waived following preseason on 9/3...Was out of football for rest of 2006 season.

COLLEGE Played final 2 seasons with 12 starts at Southern Miss after transferring from Gulf Coast CC...Named 2nd-Team All-Conference USA as a senior at Southern Miss...Helped Golden Eagles to consecutive 7-5 seasons in 2004 and 2005, capping each season with victory in New Orleans Bowl, over North Texas and Arkansas State respectively...In 1st career game with Southern Miss, helped upset Nebraska in Lincoln 21-17 in 2004 season opener...Notched 54 tackles as a senior...Earned 2nd-Team NJCAA All-America honors in 2003 at Gulf Coast CC and was team's Defensive Line MVP both seasons

PREP Helped Moss Point (MS) High to Class 5A state title in 2000...Played football as a junior and senior, earning All-State and All-Coast honors as a senior...Invited to play in Mississippi state all-star game...Did not play football until junior year.

JOHNSON'S NFL TOTALS

Year.....GP/GS	Tackles			Sacks	INTs	PBU	TFL	QBH	FF/FR
	Solo	Asst.	Total						
2011 (NO).....13/0	11	14	25	1.0	0	1	--	--	1/0
Playoffs.....2/0	0	1	1	0.0	0	0	--	--	0/0
2012 (NO).....15/0	21	12	33	2.0	0	0	--	--	0/0
2013 (NO).....12/0	6	9	15	2.0	0	0	--	--	0/0
Playoffs.....2/0	0	1	1	0.0	0	0	--	--	0/0
2014 (Min).....16/2	21	11	32	6.5	0	0	8.0	30	1/0
2015 (Min).....16/8	26	21	47	5.5	0	0	10.0	50	0/0
Playoffs.....1/0	1	1	2	0.0	0	0	0.0	1	0/0
2016 (Min).....8/0	9	4	13	2.0	1	1	4.0	33	0/0
Totals.....80/10	94	71	165	19.0	1	2	--	--	2/0
Playoffs.....5/0	1	3	4	0.0	0	0	--	4	0/0

SINGLE-GAME CAREER HIGHS

Tackles.....7..... vs. St. Louis, 11/8/15
 Solo Tackles.....4..... vs. NY Giants, 12/27/15
 Sacks.....2.0..... vs. NY Giants, 12/27/15
 Interception.....1..... at Carolina, 9/25/16
 Pass Break Up.....1..... 2x, last at Carolina, 9/25/16
 Tackles For Loss.....2.0..... 2x, last vs. Green Bay, 9/18/16
 QB Hurries.....10..... at Carolina, 9/25/16; vs. Houston, 10/9/16
 Forced Fumble.....1..... 2x, last at St. Louis, 9/7/14

SUPERIOR INTERIOR

Vikings DT Tom Johnson has enjoyed the top 3 seasons of his career since joining the Vikings and helped the club rebuild the defense in the sound, disciplined image Head Coach Mike Zimmer wants. The 2016 Vikings have allowed the 2nd fewest points per game (15.8) and 3rd fewest yards per game (298.9) in the NFL. Johnson is tied for 8th among DTs with 14.0 sacks since 2014.

2014-16 NFL SACKS BY DTs

PLAYER, TEAM	SACKS
Aaron Donald, Los Angeles.....	25.0
Gerald McCoy, Tampa Bay.....	21.0
Ndamukong Suh, Miami.....	19.0
Geno Atkins, Cincinnati.....	17.5
Fletcher Cox, Philadelphia.....	17.5
Kawann Short, Carolina.....	16.5
Jurrell Casey, Tennessee.....	15.0
Tom Johnson, Minnesota.....	14.0
Marcell Dareus, Buffalo.....	13.0
Timmy Jernigan, Baltimore.....	12.0

JOHNSON'S SACKS

GAME	QB	SACK
@ Minnesota, 12/18/11.....	Christian Ponder.....	1.0
@ Oakland, 11/18/12.....	Carson Palmer.....	1.0
@ Dallas, 12/23/12.....	Tony Romo.....	1.0
@ New England, 10/13/13.....	Tom Brady.....	1.0
vs. Dallas, 11/10/13.....	Tony Romo.....	1.0
@ St. Louis, 9/7/14.....	Shaun Hill.....	1.0
vs. New England, 9/14/14.....	Tom Brady.....	1.0
vs. Detroit, 10/12/14.....	Matthew Stafford.....	1.0
@ Buffalo, 10/19/14.....	Kyle Orton.....	1.0
@ Tampa Bay, 10/26/14.....	Mike Glennon.....	1.0
vs. Washington, 11/2/14.....	Robert Griffin III.....	0.5
@ Miami, 12/1/14.....	Ryan Tannehill.....	1.0
vs. San Diego, 9/27/15.....	Philip Rivers.....	1.0
@ Detroit, 10/25/15.....	Matthew Stafford.....	1.0
vs. Chicago, 12/20/15.....	Jay Cutler.....	1.0
vs. NY Giants, 12/27/15.....	Eli Manning.....	2.0
@ Green Bay, 1/3/16.....	Aaron Rodgers.....	0.5
vs. Green Bay, 9/18/16.....	Aaron Rodgers.....	1.0
vs. Houston, 10/9/16.....	Brock Osweiler.....	1.0
Total.....		19.0





LINVAL JOSEPH #98

POSITION: DEFENSIVE TACKLE
HEIGHT/WEIGHT: 6-4/329
DOB: 10-10-88
HOMETOWN: GAINESVILLE, FL

COLLEGE: EAST CAROLINA
ACQUIRED: FA '14
NFL SEASON: 7
VIKINGS SEASON: 3

2016 GP/GS

8/8

Career GP/GS

89/82 (53/46-NYG; 36/36-MIN)

Playoffs GP/GS

5/5 (1/1-MIN,
4/4-NYG)

- Veteran DT earned Super Bowl XLVI title as a starter with NY Giants in win over New England to cap the 2011 season.
- Named **NFC Defensive Player of the Week** for game vs. St. Louis (11/8/15).
- Was born in the Virgin Islands and moved with his family to Florida when he was 10 years old.

OFF THE FIELD

Born in the Virgin Islands and moved to the U.S. at age 10, settling with his family in Florida...Has a daughter, Elani...Active with Open Door Ministry in his home town of Gainesville, FL...Visited his home islands with Vikings defensive lineman Sharrif Floyd...Floyd and Joseph have become friends as Joseph grew up in Gainesville, where Floyd attended UF...Majored in communications at ECU...Has a Maltese-Yorkie cross named Lucky...Was a state-champion weightlifter as a junior in high school...Had his #76 retired at Santa Fe HS during the 2015 offseason.

PRO

Named **NFC Defensive Player of the Week** vs. St. Louis (11/8/15), only the 3rd time in Vikings history a DT has been presented the award and the 1st time in his career earning the honor...Signed with the Vikings as an unrestricted free agent in 2014...Starter on Giants run to Super Bowl XLVI title after the 2011 season when the team went from a 9-7 regular season to the Super Bowl win, including road wins in the NFC Divisional Round (at Green Bay) and NFC Championship Game (at San Francisco)...Durable player with 62 starts in 69 career games and has missed only 1 game from 2011-14...Originally selected in 2nd round (#46) by Giants in 2010.

HONORS

Selected as 2015 **Vikings Defensive MVP**...Named **NFC Defensive Player of the Week** vs. St. Louis (11/8/15).

2016

Tabbed 5 tackles (2 solo) and 1 QBH vs. Detroit (11/6)...Lined up in the backfield on both Minnesota TDs against the Lions - a 1-yard reception by Kyle Rudolph and a 1-yard rush by Rhett Ellison...Tallied 6 tackles (5 solo), including 1 TFL, and 2 QBHs at Chicago (10/31)...Notched 6 tackles (1 solo) at Philadelphia (10/23)...Registered 6 tackles (4 solo) and 4 QBHs vs. Houston (10/9)...Tallied 3 tackles (2 solo) and 1 QBH vs. NY Giants (10/3)...Posted 7 tackles (2 solo), 1.0 TFL, 1.0 sack and 3 QBHs at Carolina (9/25)...Recorded 8 tackles (5 solo), including 1 sack and a career-high-tying 3 TFL, and 5 QBHs vs. Green Bay (9/18)...Totalled 8 tackles (6 solo), 1 TFL, 1 sack, 2 QBHs and 1 FR (recovered by S Andrew Sendejo) at Tennessee (9/11).

2015

Had strong season hampered by injuries, but helped lead Vikings stifling defense that keyed run to NFC North title...Played big role in Vikings ranking #5 in the NFL in scoring defense, allowing 18.9 points per game and ranking #13 in total defense...Named **NFC Defensive Player of the Week** for performance vs. St. Louis (11/8), the 1st time in his career being selected for the honor...Had a pair of 9-tackle games at Oakland (11/15) and vs. Green Bay (11/22)...Missed 4 games during the regular season but returned to start Wild Card Playoff game vs. Seattle (1/10/16), his 5th career playoff start.

2014 1 of 3 new starters along the Vikings defensive line in 2014...Started all 16 games after signing with the club as an unrestricted free agent during the offseason...Finished 2nd along the defensive line with 73 tackles, trailing only Everson Griffen (75)...Made his Vikings debut, which included 6 tackles, 1 TFL, 1.0 sack and 4 QB hurries, in the season opening win at St. Louis (9/7)...Helped the Vikings defense become the NFL's most improved in 2014, allowing 7.1 less offensive points per game than in 2013...1 of 8 new defensive starters for the Vikings in 2014.

2013 Started 15 games...Part of NYG defense that ranked #12 in the NFL in total defense...Posted career-high 10 tackles at Carolina (9/22)...Notched 7 tackles and a sack against eventual Super Bowl champion vs. Seattle (12/15)...Missed 1 game with injury, inactive vs. Philadelphia (10/6)...Notched sack in a game at Philadelphia (10/27) when he caught Matt Barkley...Shared sack on Cowboys' Tony Romo at Dallas (9/8).

2012 Started all 16 games for 1st time in career...Ranked 5th on team with 72 tackles...Notched career-high 4.0 sacks...Posted career-best 2.0 sacks at Dallas (10/28)...Had FF and FR vs. Washington (10/21).

2011 Moved into full-time starter role with 15 starts and played in 16 games...Opened all 4 playoff games en route to Super Bowl XLVI title...Had career-high 9 solo tackles vs. Green Bay (12/4)...Had a tackle and tackle for loss in Super Bowl...Had 3 tackles each in opening 3 playoff games of run to the title...Notched 1st career sack on Dolphins QB Matt Moore vs. Miami (10/30/11).

2010 Saw time in 6 games as a rookie, inactive for 10...Had season-best 5 solo stops at Green Bay (12/26)...Played in 1st NFL game vs. Chicago (10/3).

LINVAL LEADS THE WAY

The Vikings defense paved the way for the club to go 11-5, win the NFC North and rank #5 in the NFL in scoring defense, largely because of the efforts up front led by Linval Joseph. In his 2nd season with the Vikings, Joseph earned his 1st career NFC Defensive Player of the Week for his breakout game vs. St. Louis in 2015 and was honored by the team as its Defensive MVP at the end of the season. Joseph became only the 3rd Vikings DT to earn the Defensive Player of the Week, joining some elite company in Hall of Famer John Randle and Vikings legend Keith Millard. Joseph is coached by Vikings defensive line mentor Andre Patterson, who also coached Randle during some of his most productive seasons with the Vikings in 1998-99 when Randle was an All-Pro and Pro Bowler.

VIKINGS DTs NAMED NFC DEFENSIVE PLAYER OF THE WEEK

PLAYER, GAME	STATS
Keith Millard, vs. Det., 10/8/89	3 sacks, 7 tackles, 1 INT
John Randle, @ Chi., 10/25/93	3.5 sacks, 7 tackles
John Randle, vs. SF, 12/26/94	2 sacks, 1 FF, 1 FR, 2 tackles
John Randle, vs. GB, 9/22/96	2 sacks, 2 FF, 3 tackles
John Randle, vs. TB, 10/3/99	2 sacks, 1 FF, 1 FR, 1 PD, 4 tackles
John Randle, vs. Det., 1/2/00	2 sacks, 1 FF, 3 tackles
Kevin Williams, vs. Jax., 11/28/04	6 tackles, 1 sack, 1 FRTD
Linval Joseph, vs. StL, 11/8/15	8 tackles, 3 TFL, 0.5 Sack, 4 QBH

COLLEGE Started 27 of his 41 career games at ECU, opening 9 at NT and 18 at RDE...Earned 1st-Team All-Conference USA as a senior in 2009...Earned Honorable Mention All-Conference USA as a junior...Scored a rushing TD in 2009 for the Pirates on a 1-yard carry.

PREP Twice named Class AAA All-State and lettered 4 times in football...Earned state title in weightlifting as a junior... Competed in shot put and discus as team advanced to state meet...Holds the school record in the shot put and discus.

JOSEPH'S SACKS

GAME	QB	SACK
vs. Miami, 10/30/11	Matt Moore	1.0
@ San Francisco, 11/13/11	Alex Smith	1.0
vs. Dallas, 9/5/12	Tony Romo	1.0
@ San Francisco, 10/14/12	Alex Smith	1.0
@ Dallas, 10/28/12	Tony Romo	2.0
@ Dallas, 9/8/13	Tony Romo	0.5
@ Philadelphia, 10/27/13	Matt Barkley	1.0
vs. Dallas, 11/24/13	Tony Romo	0.5
vs. Seattle, 12/15/13	Russell Wilson	1.0
@ St. Louis, 9/7/14	Austin Davis	1.0
vs. Detroit, 10/12/14	Matthew Stafford	0.5
@ Buffalo, 10/19/14	Kyle Orton	1.0
vs. Chicago, 12/28/14	Jay Cutler	0.5
vs. St. Louis, 11/8/15	Nick Foles	0.5
at Tennessee, 9/11/16	Marcus Mariota	1.0
vs. Green Bay, 9/18/16	Aaron Rodgers	1.0
at Carolina, 9/25/16	Cam Newton	1.0
Total		15.5


JOSEPH'S NFL TOTALS

Year.....GP/GS	Tackles			Sacks	INTs	PBU	TFL	QBH	FF/FR
	Solo	Asst.	Total						
2010 (NYG).....6/0	8	3	11	0.0	0	0	--	--	0/0
2011 (NYG).....16/15	34	15	49	2.0	0	3	--	--	0/0
Playoffs.....4/4	6	5	11	0.0	0	0	--	--	0/0
2012 (NYG).....16/16	39	33	72	4.0	0	0	--	--	1/2
2013 (NYG).....15/15	51	24	75	3.0	0	0	--	--	1/1
2014 (Min).....16/16	44	29	73	3.0	0	1	7.0	27	0/0
2015 (Min).....12/12	43	28	71	0.5	0	2	8.0	26	1/0
Playoffs.....1/1	4	2	6	0.0	0	0	0.0	1	0/0
2016 (Min).....8/8	23	26	49	3.0	0	0	6.0	18	1/0
Totals89/82	242	158	400	15.5	0	6	--	--	4/3
Playoffs.....5/5	10	7	17	0.0	0	0	--	--	0/0

SINGLE-GAME CAREER HIGHS

Tackles.....10..... at Carolina, 9/22/13
 Solo Tackles.....9..... vs. Green Bay, 12/4/11
 Sacks.....2.0..... at Dallas, 10/28/12
 Tackles for Loss.....3..... vs. St. Louis, 11/8/15; vs. Green Bay, 9/18/16
 Forced Fumble.....1..... vs. Washington, 10/21/12; at Dallas, 9/9/13; at Oakland, 11/15/15; at Tennessee, 9/11/16
 Fumble Recovery.....1..... vs. Washington, 10/21/12; vs. N.O., 12/9/12; vs. Washington, 12/29/13





MATT KALIL #75

POSITION: TACKLE
HEIGHT/WEIGHT: 6-7/317
DOB: 7-6-89
HOMETOWN: CORONA, CA

COLLEGE: SOUTHERN CALIFORNIA
ACQUIRED: D1a (#4) '12
NFL SEASON: 5
VIKINGS SEASON: 5

2016 GP/GS
2/2

Career GP/GS
66/66

Playoffs GP/GS
2/2

- The 2nd-highest drafted offensive lineman in Vikings history behind Hall of Famer and fellow USC star Ron Yary, #1 in 1968.
- Brother, Ryan, is a Pro Bowl C for Carolina and father, Frank, was signed by Buffalo as a C before playing in the USFL.
- Had not missed a game in his opening 5 NFL seasons with 66 consecutive regular season starts and 2 in the playoffs prior to being played on Injured Reserve on 9/23/16.

OFF THE FIELD Strong football family includes father, Frank, who played C at Arkansas and Arizona before being signed by Buffalo (1982) and going on to play in the USFL with the Arizona Wranglers (1983) and Houston Gamblers (1984)... Brother, Ryan, is a Pro Bowl C for Carolina Panthers...Mother, Cheryl, was Miss California 1981...Sister, Danielle, has performed the National Anthem at NFL games, including Vikings-Carolina game in 2013 when her brothers were playing against each other for the 1st time in their careers...Majored in sociology...Owns several locations of Pieology Pizzeria in California and Minnesota...Married to Haley in 2016 offseason...Active in the Twin Cities through the Minnesota Coalition for Battered Women...Has worked to raise funds for the Cancer Research Center at the University of Minnesota.

HONORS Named to 2012 **Pro Bowl**...Earned 2012 **All-Rookie** honors from PFW/PFWA.

PRO Has started all 66 regular season games and 2 playoff games through his opening 5 years in the NFL before being placed on injured reserve (9/23/16)...Helped Adrian Peterson run to 2nd-best rushing season in NFL history with 2,097 yards in 2012 en route to earning MVP honors...Honored with a **Pro Bowl** berth and **All-Rookie** honors in 2012...Stepped into starting lineup at LT as a rookie in 2012, opening all 16 games and Wild Card playoff...Joined Todd Steussie in 1994 as the only OTs to start all 16 games of their rookie campaigns in team history (now includes T.J. Clemmings in 2015)...Was the #4 overall pick in 2012 Draft and the highest-selected offensive lineman...Became the 8th offensive lineman drafted by the Vikings in the 1st round in team history...The 2nd-highest drafted O-lineman in Vikings history behind Hall of Famer and fellow USC OT Ron Yary, the #1 overall pick in 1968...Becomes the 3rd USC OT the Vikings have drafted in the 1st round, joining Yary and Steve Riley, #25 in 1974...Was the highest-drafted Vikings player since Hall of Fame DE Chris Doleman was #4 pick in the 1985 Draft...Declared for the NFL Draft following his junior season.

2016 Placed on Injured Reserve (hip) on 9/23...Started at LT vs. Green Bay (9/18)...Started at LT for an offensive line that did not permit a sack at Tennessee (9/11).

2015 Cleared the way for Adrian Peterson to lead the NFL with 1,485 yards rushing, the 3rd time in his career leading the NFL in rushing...Helped Vikings to 11-5 mark and NFC North championship, the 1st time since 2009 winning the Division and earning a playoff berth for the 2nd time in his career...Provided Vikings consistency at LT as rest of the line was shuffled due to injury, Kalil was the only lineman in 2015 to return to his same position from 2014...Part of offensive line that started every game as a unit, the only 2015 NFL line to do so...Started every game for the 4th consecutive season, including playoff contest vs. Seattle (1/10/16)...Part of a disciplined line unit that committed 30 penalties as an offense, the fewest by an offense in the NFL.

2014 Started all 16 games at LT for 3rd straight season...In the Vikings opening win at St. Louis (9/7), Kalil anchored the left side of the offensive line that paved the way for Cordarrelle Patterson to run for 102 yards, the highest rushing output by a WR in team history...Started all 16 games for the 3rd consecutive season...Anchored the left side of the offensive line that saw 8 different starters and 5 different starting offensive line combinations...Paved the way for 3 different leading rushers in the 1st 4 games of the 2014 campaign...Protected QB Teddy Bridgewater on his way to being named Pepsi Rookie of the Year...Cleared the way for rookie RB Jerick McKinnon to surpass to 100-yard rushing mark twice (vs. Atlanta, 9/28 and at Buffalo, 10/19)...Was the only Vikings OL to play every offensive snap of the season.

2013 Started all 16 games for the 2nd consecutive season...Joins John Sullivan as the only 2 offensive linemen to start in every game over the past 2 seasons...Played a major role in Adrian Peterson eclipsing the 1,000 yard rushing mark with 10+ rushing TDs for the 2nd consecutive season...Paved the way for 3rd-string RB Matt Asiata to tie Vikings record with 3 rushing TDs in a game vs. Philadelphia (12/15) and 2 in the final game played at Mall of America Field...Helped the Vikings offense put up a franchise-record 48 offensive points in the Metrodome vs. Philadelphia (12/15/13)...The Vikings rushing attack ranked 8th in the NFL and led the NFL with 23 rushing TDs as a team.

2012 Part of Vikings line that started all 16 games and the Wild Card playoff game as a unit...Helped Adrian Peterson set franchise record and post the 2nd-best season in NFL history with 2,097 yards en route to earning NFL MVP honors...Tabbed as an **All-Rookie** choice...Named to **Pro Bowl** roster as a late injury replacement...Paved the way for Peterson to tie his own Vikings record with 10 games over the 100-yard mark and tied his own team record with 2 games of 200+ yards during the season.

COLLEGE Consensus All-American as a junior in 2011...Joined brother, Ryan, as only the 3rd set of brothers in USC history to each earn 1st-Team All-America honors, joining Marlin and Mike McKeever and Clay and Bruce Matthews...Started his final 26 games at USC at LT along with his 1st career start coming at RT in the 2009 Emerald Bowl...Won the Morris Trophy as a junior, presented to the Pac 12's top offensive lineman, joining brother, Ryan, in winning the award in 2006, the only brother duo to earn the honor...As a junior, notched a pair of blocked PATs and FGs...Tabbed as 1st-Team All-Pac 12 as a sophomore and junior...Started 13 games as junior and 13 games as a sophomore at LT...Started 1st career game at RT in 2009 vs. Boston College in Emerald Bowl...Redshirted in 2008.

PREP Standout at Servite High in Anaheim...Earned consensus All-America honors from Parade, Super Prep and Prep Star...Named 2nd-Team USA Today All-USA honoree...Tabbed as 1st-Team All-State player as a sophomore, junior and senior...Selected as All-Trinity League Co-Lineman of the Year as a senior...A 5-star recruit by Rivals.com.

KALIL'S CAREER GAMES/STARTS

Year	GP/GS
2012 (Min)	16/16
Playoffs	1/1
2013 (Min)	16/16
2014 (Min)	16/16
2015 (Min)	16/16
Playoffs	1/1
2016 (Min)	2/2
Totals	66/66
Playoffs	2/2



JAYRON KEARSE #27

POSITION: SAFETY
HEIGHT/WEIGHT: 6-4/215
DOB: 2-11-94
HOMETOWN: FORT MYERS, FL

COLLEGE: CLEMSON
ACQUIRED: D7b (#244) '16
NFL SEASON: R
VIKINGS SEASON: R

- | | | |
|--------------------------|----------------------------|------------------------------|
| 2016 GP/GS
8/1 | Career GP/GS
8/1 | Playoffs GP/GS
0/0 |
|--------------------------|----------------------------|------------------------------|
- Nephew of former NFL standout DE Jevon Kearse.
 - Played on youth football teams in South Florida with future Clemson and Vikings teammate Mackensie Alexander.

OFF THE FIELD Related to former NFL players DE Jevon Kearse (uncle) and CB Phillip Buchanon (cousin), both 1st-round selections...Majored in communication studies at Clemson... Has a daughter, Ja'riah.

PRO Tallied 1 tackle in his 1st career start at Chicago (10/31/16)... Registered a career-high 6 tackles (1 solo) at Philadelphia (10/23/16)...Notched a special teams tackles in his NFL debut at Tennessee (9/11)...Selected in the 7th round (#244) of the 2016 NFL Draft after declaring after his junior year...Clemson's 9 players drafted in 2016 trailed only Ohio State's 12.

2016 Recorded 1 special teams tackle vs. Detroit (11/6)... Made his 1st career start, notching 1 tackle, at Chicago (10/31)... Subbed for an injured Andrew Sendejo and recorded his 1st career defensive statistics, 6 tackles (1 solo), at Philadelphia (10/23)...Posted 1 special teams tackle vs. Houston (10/9)... Competed on special teams vs. Houston (10/9), vs. NY Giants (10/3), at Carolina (9/25) and vs. Green Bay (9/18)...Tallied 1 special teams tackle in his NFL debut at Tennessee (9/11).

KEARSE'S NFL TOTALS

Year.....	GP/GS	Tackles				INTs	PBU	TFL	QBH	FF/FR	Special
		Solo	Asst.	Total	Sacks						Teams
2016 (Min).....	8/1	1	6	7	0.0	0	0	0	0	0/0	2
Totals	8/1	1	6	7	0.0	0	0	0	0	0/0	2

SINGLE-GAME CAREER HIGHS (* playoffs)

Tackles..... 6..... at Philadelphia, 10/23/16
 Solo Tackles..... 1..... at Philadelphia, 10/23/16
 Special Teams Tackles..... 1..... vs. Houston, 10/9/16; vs. Detroit, 11/6/16





ERIC KENDRICKS #54

POSITION: LINEBACKER
HEIGHT/WEIGHT: 6-0/232
DOB: 2-29-92
HOMETOWN: FRESNO, CA

COLLEGE: UCLA
ACQUIRED: D2 (#45) '15
NFL SEASON: 2
VIKINGS SEASON: 2

2016 GP/GS	Career GP/GS	Playoff GP/GS
7/7	21/18	1/1

• The 2nd Vikings rookie to lead team in tackles in team history and the 1st since 1961 expansion season when Rip Hawkins led the club.

• UCLA's all-time leading tackler with 481 career stops. Led the nation in solo tackles (101) in 2014.

OFF THE FIELD Earned his degree in political science... Father, Horace, was a RB at UCLA and went on to play in the Canadian Football League...Brother, Mychal, attended California and was drafted by the Philadelphia Eagles in the 2nd round (#46 overall) in the 2012 NFL Draft, 1 pick lower than little brother Eric would go 3 years later...The Kendricks brothers will face each other during the 2016 regular season when the Vikings visit Philadelphia...Named to the Athletic Director's Honor Roll each year from 2011-14..."Leap Year" baby born on 2/29/92 in Clovis, CA...1 of 8 siblings.

HONORS Named **NFC Defensive Player of the Week** for game at Tennessee (9/11/16)...Named to PFWA **All-Rookie Team** for 2015...Earned **NFC Defensive Rookie of the Month** for October 2015.

PRO Scored his 1st-career TD, returning an INT 77 yards, at Tennessee (9/11/16)...Paired with DE Danielle Hunter (24-yard FR-TD) to mark the 6th time in team history TDs were scored by INT and fumble returns in a single game...Took over regular starting role for Vikings at MLB as a rookie in 2015...Became the 2nd Vikings rookie to lead team in tackles when he posted 105 in 2015 (Rip Hawkins, 1961)...Selected in the 2nd Round with the #45 overall pick in 2015 NFL Draft...College roommate and teammate of 2014 1st-round selection, Anthony Barr.

2016 Inactive (concussion) vs. Detroit (11/6)...Notched a game-high 9 tackles (7 solo) at Chicago (10/31)...Led the team with 12 tackles (9 solo) at Philadelphia (10/23)...Competed against his brother, Eagles LB Mychal Kendricks, for just the 2nd time and 1st since college when Eric's UCLA Bruins played Mychal's Cal Bears...Posted 5 solo stops and 2 PD vs. Houston (10/9)...Led Vikings LBs with 8 tackles (6 solo), adding 1 PD, at NY Giants (10/3)...Recorded 12 tackles (7 solo) and 1 PD at Carolina (9/25)...Posted 5 stops (3 solo), including 1 TFL, 1 FF (recovered by S Andrew Sendejo) and 1 PD vs. Green Bay (9/18)...Scored his 1st-career TD, returning an INT 77 yards, to give the Vikings its 1st lead of the day in the season opener at Tennessee (9/11)...Paired with DE Danielle Hunter (24-yard FR-TD) to mark the 6th time in team history TDs were scored by INT and fumble returns in a single game...Also posted 7 tackles (5 solo), including 1 TFL, against the Titans.

2015 Stepped into starting role early in rookie campaign and went on to lead team in tackles with 105, the 2nd time in team history a rookie led the team in stops...Honored in postseason with spot on the PFWA/PFW **All-Rookie Team**...Selected as **NFC Defensive Rookie of the Month** for October 2015 when he had 25 tackles and 4 sacks in a 3-game span...Ranked tied for 2nd in Vikings history with 4.0 sacks by a rookie LB and ranks tied for 4th in club history for starts by a rookie LB... Helped Vikings to an 11-5 mark and NFC North title, winning the Division for the 1st time since 2009 and snapping a 4-year streak by Green Bay, winning the crown at Lambeau Field in the regular season finale...Part of rookie group that tied a team record by starting 6 players in a game when Kendricks joined

T T.J. Clemmings, WR Stefon Diggs, LB Edmond Robinson, CB Trae Wayne and S Anthony Harris in the starting lineup at Arizona (12/10)...Notched season-best 13 tackles vs. Kansas City (10/18)...Had season-high 2.0 sacks at Detroit...Took over starting duties at MLB at eventual Super Bowl champion Denver (10/4), a narrow 23-20 loss, and notched 1st career sack when he hauled down future Hall of Famer Peyton Manning... Missed 2 games, vs. St. Louis (11/8) and at Oakland (11/15) with injury...Had 3-game streak with a sack- at Denver, vs. Kansas City and at Detroit.

COLLEGE All-time leading tackler in UCLA history with 481 tackles...Started 42 career games for the Bruins...Became UCLA's 1st Butkus Award winner in 2014...Won the Lott IMPACT Trophy, the 2nd straight season a Bruin won that award (Anthony Barr, 2013)...Earned All-American praise as a senior... Led UCLA in tackles each season from 2012-14...INT return for TD vs. Virginia, 3rd TD of his career...Co-Captain in 2014...Presented at team banquet with Best Leadership Award, Hart Award and Most Valuable Player Award...Co-Captain in 2013 earning honorable mention all-conference and all-academic team...Started all 14 games as a sophomore and earned honorable mention All-Pac-12 and academic all-conference as sophomore...Started 3 of his 14 contests as a freshman and ranked 2nd on the team in tackles (76), earning the Bruins Rookie of the Year award...Honorable mention as freshman All-American and Pac-12 all-academic team...Took a redshirt in 2010 and was named the team's Outstanding Scout Team Player.

PREP 3-year letter winner at Herbert Hoover High School in Fresno, CA...Saw action at LB, QB, RB, K and P...Served as team captain during his junior and senior seasons...Notched 117 tackles and 2 INTs as a senior...Scored 14 TDs on offense...Named 1st-Team All-League defense by the Fresno Bee during junior and senior campaigns...Standout in basketball and baseball... Team captain and 1st-Team All-League in 2009 in basketball... First-Team All-League in 2009-10 in baseball...Named 2010 male Tri-Athlete of the Year at Herbert Hoover HS.

BIG-PLAY BACKER

Vikings LB **Eric Kendricks** scored his 1st career TD on a 77-yard INT return in Week 1 at Tennessee (9/11/16), marking the longest INT return by a LB in an NFL season opener.

LONGEST INT RETURNS BY LBS IN SEASON OPENER

PLAYER, TEAM, DATE	INT RETURN
Eric Kendricks, Minnesota, 9/11/2016	77t
Derrick Johnson, Kansas City, 9/13/2009	70t
Terry Wooden, Seattle, 9/4/1994	69t
Gary Guyton, New England, 9/12/2010	59t
Wilber Marshall, Chicago, 9/7/1986	58t
Scott Brantley, Tampa Bay, 9/7/1986	57
John Johnson, San Francisco, 9/6/1992	56t
Chuck Howley, Dallas, 9/19/1971	53
Michael Boley, N.Y. Giants, 9/5/2012	51
Elijah Alexander, Indianapolis, 8/31/1997	43t

KENDRICKS' NFL TOTALS

Year.....GP/GS	Tackles			Sacks	INTs	PBU	TFL	QBH	FF/FR
	Solo	Asst.	Total						
2015 (Min).....14/11	80	25	105	4.0	0	2	11.0	9	0/0
Playoffs.....1/1	4	4	8	0.0	0	2	0.0	0	0/0
2016 (Min).....7/7	42	16	58	0.0	1	7	2.0	0	1/0
Totals.....21/18	122	41	163	4.0	1	9	13.0	9	1/0
Playoffs.....1/1	4	4	8	0.0	0	2	0.0	0	0/0

SINGLE-GAME CAREER HIGHS

Tackles.....13..... vs. Kansas City, 10/18/15
 Solo Tackles.....11..... vs. Kansas City, 10/18/15
 Sacks.....2.0..... at Detroit, 10/25/15
 Tackles for Loss.....3.0..... 2x, last at Green Bay, 1/3/16
 QB Hurries.....4..... at Detroit, 10/25/15
 Interception.....1..... at Tennessee, 9/11/16
 Long INT Return.....77t..... at St. Louis, 9/7/14
 INT Return TDs.....1..... at Tennessee, 9/11/16
 Passes Defensed.....2..... vs. Kansas City, 10/18/15; vs. Houston, 10/9/16

ROOKIE TOPS IN TACKLES

Vikings LB **Eric Kendricks** became only the 2nd rookie in team history to lead the club in tackles, a feat not accomplished since the inaugural season in 1961 when LB Rip Hawkins notched 126. Kendricks also ranked 2nd in Vikings history for sacks in a season by a rookie LB with 4.0 and tied for 4th for most starts in a season by a rookie LB with 11.

TACKLES IN A SEASON BY VIKINGS ROOKIES

PLAYER, SEASON, TEAM RANK	TACKLES
Harrison Smith, S, 2012, #2	129
Rip Hawkins, LB, 1961, #1	126
Chris Doleman, DE, 1985, #3	109
Eric Kendricks, LB, 2015, #1	105

KENDRICKS' INTERCEPTION

GAME	QB	INT (YDS)
@ Tennessee, 9/11/16	Marcus Mariota	1 (77t)

KENDRICKS' TOUCHDOWN

GAME	PLAY
@ Tennessee, 9/11/16	77 INT

KENDRICKS' SACKS

GAME	QB	SACK
@ Denver, 10/4/15	Peyton Manning	1.0
vs. Kansas City, 10/18/15	Alex Smith	1.0
@ Detroit, 10/25/15	Matthew Stafford	2.0
Total		4.0



Eric Kendricks and Chad Greenway showed their artistic talents during the Vikings 11th Annual Playground Build in 2016 at Linwood Monroe Arts School in St. Paul.



ZAC KERIN #67

POSITION: GUARD
HEIGHT/WEIGHT: 6-5/305
DOB: 8-13-91
HOMETOWN: LEWIS CENTER, OH

COLLEGE: TOLEDO
ACQUIRED: UDFA '14
NFL SEASON: 2
VIKINGS SEASON: 2

2016 GP/GS
3/0

Career GP/GS
7/0

Playoff GP/GS
1/0

- Signed as an undrafted free agent following the 2014 NFL Draft.
- Made NFL debut vs. St. Louis (11/8/15).

OFF THE FIELD Will receive bachelor's degree in civil engineering from Toledo upon completion of an internship...Enjoys fishing and paintball...Father is a police officer and mother is an accountant.

PRO Saw action in 4 regular season games and the Wild Card Playoff in 2015...Began 2015 on Vikings 53-man roster but did not play in a game until his debut vs. St. Louis (11/8/15)...Entered the league as an undrafted free agent following the 2014 NFL Draft...Continued to develop throughout rookie season in 2014 spending all 16 weeks on the Vikings practice squad.

2016 Inactive (hand) at Detroit (11/6)...Inactive at Chicago (10/31)...Competed from scrimmage and on special teams at Philadelphia (10/23)...Subbed at RG for an injured Brandon Fusco vs. Houston (10/9)...Competed on offense and special teams vs. NY Giants (10/3)...Was active, but did not play at Carolina (9/25), vs. Green Bay (9/18) and at Tennessee (9/11).

2015 Spent season as backup and played on special teams...Made NFL game debut vs. St. Louis (11/8) when he replaced injured G Brandon Fusco for 1 play...Played on special teams in final 3 straight regular season games and playoff game...Saw time on career-high 10 special teams snaps vs. NY Giants (12/27) on *Sunday Night Football*.

2014 Was 1 of 4 Vikings to earn a place on the Vikings practice squad throughout his entire rookie season...Released in roster cuts on 8/30 and signed to practice squad on 8/31 where he remained for rest of rookie campaign...Saw preseason action with Vikings at C and on special teams...Joined Vikings on 5/13 as a rookie free agent.

COLLEGE Selected to the All-MAC team 3 consecutive seasons, 2013 (2nd-Team), 2012 (1st-Team), 2011 (2nd-Team)...Appeared in 50 games, earning 38 career starts. Did not miss a game over the final 3 years of his collegiate career...Anchored an offensive line that allowed only 5 sacks during the 2013 campaign, which ranked 1st nationally.

PREP Named 1st-Team All-District and special mention All-State at Olentangy (OH) HS... Selected to play in the North-South All-Star Game...Played OL and DL.

LONDON CALLING


The NFL has raised the profile of the game internationally in recent years, and in 2013, the Vikings experienced the 1st regular season game on international soil in club history, a 34-27 victory over the Pittsburgh Steelers. The Vikings have a proud history of playing internationally and were among the groundbreaking teams in the NFL to play overseas- playing the 1st NFL game in London and the 1st NFL game in Sweden.



Vikings practice in the shadow of Berlin's Olympic Stadium in the 1993 preseason.

VIKINGS INTERNATIONAL GAMES (PRESEASON)

8/6/83 London, England Minnesota 28, St. Louis 10
 8/14/88 .. Goteborg, Sweden Minnesota 28, Chicago 21
 8/7/93 Berlin, Germany Minnesota 20, Buffalo 6
 8/6/94 Tokyo, Japan Minnesota 17, Kansas City 9





EMMANUEL LAMUR #59

POSITION: LINEBACKER
HEIGHT/WEIGHT: 6-4/245
DOB: 6-8-89
HOMETOWN: WEST PALM BEACH, FL

COLLEGE: KANSAS STATE
ACQUIRED: FA '16
NFL SEASON: 5
VIKINGS SEASON: 1

2016 GP/GS Career **GP/GS** Playoffs **GP/GS**
 8/0 47/15 (29/15-CIN; 8/0-MIN) 2/1-CIN

- Originally joined the Bengals as a rookie free agent and went on to start 15 career games.
- Played in Cincinnati under Mike Zimmer in 2012-13 when he was the Bengals Defensive Coordinator.

OFF THE FIELD Works closely with charities in Haiti and Florida, especially with the Mission of Grace orphanage in Haiti...Returns to Haiti each offseason to do mission work...Joined on 2016 Vikings by rookie CB Mackensie Alexander, who also has Haitian roots...Twin brother, Samuel, was his teammate at Kansas State and spent time with Tampa Bay...Majored in sociology...Name is pronounced luh-MUHR.

PRO Started career-best 13 games at SLB in 2014 with Bengals and ranked 3rd on team with 90 tackles...Has 2 career INTs, both coming off Joe Flacco in 2014, 1 each in the road game and home game against Baltimore...Originally joined Cincinnati as a rookie free agent in 2012, moving from practice squad to regular roster and played in 9 regular season games...Was a rookie minicamp tryout player for the Bengals in 2012 and went on to start in the Wild Card Playoff game at Houston that postseason.

2016 Recorded 2 tackles (1 solo) on defense and 1 solo stop on special teams vs. Detroit (11/6)...Competed on special teams at Chicago (10/31) and at Philadelphia (10/23)...Totaled 4 special teams stop vs. Houston (10/9)...Tallied 1 solo stop, his 1st as a Viking, at Carolina (9/25)...Notched 1 special teams tackle vs. Green Bay (9/18) and in his Vikings debut at Tennessee (9/11).

2015 Started 2 games and played in all 16 for the AFC North champion Bengals...Suffered knee injury in regular season finale that kept him out of the playoffs...Started games vs. Kansas City (10/4) and at Buffalo (10/18)...Notched 1st sack of career when he shared a sack when he and Carlos Dunlap

LAMUR'S NFL TOTALS

Year.....GP/GS	Tackles									
	Solo	Asst.	Total	Sacks	INTs	PBU	TFL	QBH	FF/FR	STT
2012 (Cin).....9/0	12	7	19	0.0	0	2	--	--	0/0	--
Playoffs.....1/1	3	1	4	0.0	0	0	--	--	0/0	--
2013 (Cin).....	INJURED RESERVE									
2014 (Cin).....14/13	52	38	90	0.0	2 (6)	7	--	--	0/0	--
Playoffs.....1/0	6	0	6	0.0	0	0	--	--	0/0	--
2015 (Cin).....16/2	20	12	32	0.5	0	3	--	--	1/0	--
Playoffs.....	INACTIVE - INJURED									
2016 (Min).....8/0	2	1	3	0.0	0	0	0.0	0	0/0	7
Totals.....47/15	86	58	144	0.5	2 (6)	12	--	--	1/0	--
Playoffs.....2/1	9	1	10	0.0	0	0	--	--	0/0	--

SINGLE-GAME CAREER HIGHS

- Tackles.....11.....vs. Cleveland, 11/6/14
- Sack.....0.5.....vs. Seattle, 10/11/15
- Fumble Recovery.....1.....vs. San Diego, 9/20/15
- Interception.....1.....2x, last vs. Baltimore, 10/26/14
- Special Teams Tackles.....4.....vs. Houston, 10/9/16

teamed to wrangle Russell Wilson down vs. Seattle (10/11)...Recovered a fumble vs. San Diego (9/20) when he jumped on a muffed punt to set up a Bengals TD...Notched season-high 6 tackles at Buffalo (10/18).

2014 Had best season of his career, starting 13 of his 14 games played and ranking 3rd on team with 90 tackles...Had a pair of INTs on season, the first of his career...Started 1st career game in season opener at Baltimore (9/7), posted team-high 10 tackles and snared 1st career INT when he grabbed a Joe Flacco pass...Had 2nd INT of career later in season vs. Baltimore (10/26) when he picked off Flacco again...Had career-best 11 tackles vs. Cleveland (11/6)...Had 6 tackles in Wild Card Playoff at Indianapolis (1/4/15).

2013 Placed on injured reserve on 8/31 with shoulder injury suffered in preseason...Injured shoulder in preseason game vs. Indianapolis (8/29)...Played in 3 preseason games.

2012 Moved from rookie minicamp tryout player to earning spot on practice squad to moving to 53-man roster and eventually starting in playoff game at Houston (1/5/13)...Moved from practice squad to regular roster and played in 9 regular season games...Played in final 9 straight regular season games...Saw action in 1st career game vs. Denver (11/4)...Ranked 5th on team with 8 special teams tackles despite only playing in 9 games on season...Notched season-high 5 tackles vs. Baltimore (12/30).

COLLEGE Saw action in 37 games for K-State after spending 2008 at Independence Community College...Voted by teammates as a team captain in 2010 and 2011...Played safety early in college career before moving to LB as a junior...Named Honorable Mention All-Big 12 as a senior.

PREP Standout at King's Academy in West Palm Beach, FL...Selected to Honorable Mention All-State squad and All-Palm Beach County as a senior...Competed in track and field.

LAMUR'S INTERCEPTIONS

GAME	QB	INT (YDS)
@ Baltimore, 9/7/14	Joe Flacco	1 (1)
vs. Baltimore, 10/26/14	Joe Flacco	1 (5)
Total		2 (6)

LAMUR'S SACK

GAME	QB	SACK
vs. Seattle, 10/11/15	Russell Wilson	0.5



ZACH LINE #48

POSITION: FULLBACK
HEIGHT/WEIGHT: 6-1/233
DOB: 4-26-90
HOMETOWN: OXFORD, MI

COLLEGE: SMU
ACQUIRED: UDFA '13
NFL SEASON: 4
VIKINGS SEASON: 4

2016 GP/GS

8/3

Career GP/GS

28/9

Playoffs GP/GS

1/0

• Tied with Eric Dickerson for rushing TDs at SMU with 47, 2nd in SMU history with 4,185 rushing yards, trailing only the Hall of Famer.

• Conference USA Offensive Player of the Year in 2012.

OFF THE FIELD Received bachelor's degree in sport management...Married to McKenzie, couple has a daughter, Blake... Prior to game at Detroit in 2013 season opener, was inducted into his high school hall of fame at nearby Oxford, MI...Younger brother, Prescott, is a RB at SMU.

PRO Had best season as a pro in 2015, scoring 3 TDs on 12 offensive touches and helped pave the way for Adrian Peterson to lead the NFL in rushing with 1,485 yards...Played in 1st career game at Detroit (9/8/13) and scored 1st career vs. Detroit (9/20/15) against his home town team he grew up rooting for... Went from rookie free agent to making his 1st career start in his 3rd career game vs. Cleveland (9/22/13)...Made his NFL debut on 9/8/13 at Detroit, caught 1 pass for 8 yards...Signed with the Vikings as an undrafted free agent on 5/3/13...Recorded the longest offensive play in the 2013 preseason with a 61-yard TD reception against Houston (8/9/13).

2016 Saw action on offense and special teams vs. Detroit (11/6)...Started at FB and played from scrimmage and on special teams at Chicago (10/31)...Posted 2 carries for 2 yards at Philadelphia (10/23)...Gained 6 yards on 3 carries (both career highs) vs. NY Giants (10/3)...Competed from scrimmage and on special teams vs. Houston and at Carolina (9/25)...Notched 1 special teams tackle vs. Green Bay (9/18)...Helped block for an offensive that did not permit a sack, at Tennessee (9/11).

2015 Scored 3 TDs, 2 by rushing and 1 receiving, on only 12 offensive touches...Key blocker for Adrian Peterson as he led the NFL with 1,485 yards rushing and ran for 11 TDs en route to All-Pro and Pro Bowl honors along with being named FedEx Ground Player of the Year honors...Played in all 16 games with 5 starts and played in Wild Card Playoff...His 3 TDs were tied for

LINE'S NFL TOTALS

Year	GP/GS	No.	RUSHING				RECEIVING					
			Yds.	Avg.	Lg	TD	No.	Yds.	Avg.	Lg	TD	STT
2013 (Min)	3/1	0	0	0.0	0	0	1	8	8.0	8	0	0
2014 (Min)	1/0	0	0	0.0	0	0	0	0	0.0	0	0	1
2015 (Min)	16/5	6	10	1.7	3	2	6	95	15.8	49	1	2
Playoffs	1/0	0	0	0.0	0	0	2	7	3.5	11	0	1
2016 (Min)	8/3	5	8	1.6	2	0	0	0	0.0	0	0	1
Total	28/9	10	18	1.8	3	2	7	103	14.7	49	1	4
Playoffs	1/0	0	0	0.0	0	0	2	7	3.5	11	0	1

SINGLE-GAME CAREER HIGHS

Receptions.....1..... 7x, last vs. Chicago, 12/20/15
 Receiving Yards 49..... at Detroit, 10/25/15
 Long Reception 49..... at Detroit, 10/25/15
 Receiving TD 1..... vs. Chicago, 12/20/15
 Rushes.....3..... vs. NY Giants, 10/3/16
 Rushing Yards..... 6..... vs. NY Giants, 10/3/16
 Long Rush3..... vs. Chicago, 12/20/15; vs. NY Giants, 12/27/15
 Rushing TD1..... vs. Detroit, 9/20/15; vs. San Diego, 9/27/15

3rd in the NFL among FBs...Started 1st career game and scored 1st career TD on a 1-yard run vs. Detroit (9/20), his hometown team he rooted for as a kid...Hauled in career-long 49-yard reception at Detroit (10/25), the 2nd-longest Vikings pass play of the season behind Jarius Wright's 52-yarder...Scored 1st career receiving TD on a 4-yard pass from Teddy Bridgewater vs. Chicago (12/20)...Caught 2 passes in Wild Card Playoffs vs. Seattle (1/10/16) for 7 yards.

2014 Played in 1 game for the Vikings during the 2014 campaign...Finished the season with 1 assisted special teams tackle in his 1st game active during the 2014 season, the season finale against Chicago (12/28)...Was inactive for 12 games, spent 2 weeks on the practice squad and 1 week not with the team... Assisted on 1 special teams tackle against Chicago (12/28), which was his 1st NFL tackle.

2013 Appeared on offense in his NFL debut at Detroit (9/8) and caught 1 pass for 8 yards...Made his 1st NFL start vs. Cleveland (9/22)...Filled in at FB while regular starter Jerome Felton was serving NFL suspension...Placed on IR with an ankle injury on 9/23...Had impressive start to his NFL career when he caught a 61-yard TD in his 1st preseason action vs. Houston (8/9).

COLLEGE Totaled 4,185 rushing yards, which is 2nd in school history behind Eric Dickerson, and added 47 rushing TDs, which is tied for the most in school history with Dickerson, in 50 career games, including 41 starts...Only player in SMU history to have 3 seasons of 1,200+ rushing yards...Had 4,784 career all-purpose yards (2nd at SMU) and 282 career points (3rd at SMU)...Named the Conference USA Offensive Player of the Year after rushing for 1,278 yards and 13 TDs in 2012...Selected 1st-Team All-C-USA 3 straight seasons (2010-12).

PREP Attended Oxford HS in Michigan where he was an All-State selection after rushing for 1,723 yards and 17 TDs...Threw for 3 TDs as a senior...Recorded 154 tackles, forced 8 fumbles and recovered 4 fumbles while playing defense...Finished 3rd at state in wrestling...Inducted into the Oxford HS Hall of Fame prior to the 2013 NFL season.

LINE'S TOUCHDOWNS

Game **Play**
 vs. Detroit, 9/20/15 1 run
 vs. San Diego, 9/27/15 1 run
 vs. Chicago, 12/20/15 4 pass from T. Bridgewater
Total **3 (2 rushing, 1 receiving)**



JEFF LOCKE #18

POSITION: PUNTER
HEIGHT/WEIGHT: 6-0/195
DOB: 9-27-89
HOMETOWN: GLENDALE, AZ

COLLEGE: UCLA
ACQUIRED: D5 (#155) '13
NFL SEASON: 4
VIKINGS SEASON: 4

2016 GP/GS

8/0

Career GP/GS

56/0

Playoffs GP/GS

1/0

• Set a Vikings rookie record with 75 punts, ranked 2nd with 23 punts inside the 20, 2nd with a 44.2 gross punting average and 3rd in team history with a 39.2 net average in 2013.

• Was born in Germany while his father was stationed there with the U.S. Air Force.

OFF THE FIELD Takes an active role in helping give back to U.S. military veterans, frequently visiting the VA hospital... Along with K Blair Walsh, makes weekly visits to a local children's hospital...Took part in Longest Day of Golf through Tee It Up for the Troops to benefit the troops in 2015 and 2016, playing 70 and 85 holes respectively...Appeared on the UCLA honor roll each year from 2008-2012...Was a 3-year representative on UCLA's student-athlete advisory council...Graduated with a degree in economics...Has interest in going back to school to earn his MBA and run his own business...Earned 1st-Team All-Pac 12 academic honors in 2012, was named 2nd-Team twice... Presented with the Athletic Director's Academic Excellence Award in 2012...Selected as UCLA's 2011-12 Male Student-Athlete of the Year...Enjoys military history books...Was born in Frankfurt, Germany, and has lived in Kansas and Arizona.

PRO Holds Vikings career record with 38.8 net punting average (min. 100 punts) and ranks 4th in team history with a 43.4 gross average (min. 100 punts)...Has only had 17 career touchbacks on 259 punts, a touchback mark of 6.7%, the 3rd-fewest in club history (min. 100 punts)...Ranked 2nd in Vikings rookie history with a 44.2 gross punting average in 2013 and ranked 3rd in team history with a 39.2 net average...Selected in 5th round (#155 overall), the highest-selected punter in Vikings history...Joins several former UCLA teammates with Vikings... The 1st P/K selected in the 2013 NFL Draft.

2016 Tie for 2nd in the NFL with 21 punts downed inside the 20-yard line...Dropped 3 kicks inside the Lions 20-yard line and posted 36.5-yard gross and net averages on 4 punts vs. Detroit (11/6)...Booted a career-long 71-yard punt (6th longest in franchise history) to the Bears 5-yard line, finishing with a 44.1 gross average, 37.6 net average, 3 punts inside the 20-yard line and 1 TB, at Chicago (10/31)...Posted a 45.3-yard gross and net average on 4 punts, dropping 2 inside the 20-yard line, at Philadelphia (10/23)...Tallied a 46.2 gross average, 36.8 net average and 1 punt inside the 20-yard line vs. Houston (10/9)... Registered a 44.0 gross average, 40.7 net average and 3 boots inside the 20-yard line on 6 punts vs. NY Giants (10/3)...Yielded a 48.4-yard gross average, a 45.6-yard net average, 3 boots inside the 20-yard line and a season-long 62-yarder on 7 punts at Carolina (9/25)...Matched a franchise record with 5 punts inside the 20-yard line, including a 50-yarder to the Packers' 9, vs. Green Bay (9/18)...Punted 3 times, downing a 51-yarder on the Titans' 14-yard line, while not allowed a TB...Held for K Blair Walsh, who tied his own team record with 4 FGM in a season opener.

2015 Punted 66 times on the season and handled all holding duties on FGs and PATs for the NFC North champions...Held for K Blair Walsh as he led the NFL with 34 FGs made on the season...Had season-best 44.0 net average vs. Detroit (9/20)... Season-high 47.7 gross average came at Oakland (11/15)... Booted season-long 61-yarder vs. St. Louis...Played in 1st career playoff action in Wild Card game vs. Seattle (1/10/16).

2014 Punted and handled holding duties on FGs and PATs for all 16 games...Booted a season-long 62-yard punt against Atlanta (9/28)...Recorded a 50+ yard punt in 14 of his 16 games for the 2nd-consecutive season...Kicked the exact same number of punts as his rookie campaign...Placed 21 kicks inside the 20-yard line, recorded 20 punts of 50+ yards and posted 2 boots of 60+ yards.

2013 Punted and handled holding duties on FGs and PATs for all 16 games as a rookie...Registered at least 1 50-yard punt in 14 of his 16 games and had 24 punts of 50+ for the season...Held on Blair Walsh's NFL-record 12th consecutive FG of 50+ yards at Wembley Stadium vs. Pittsburgh (9/29) during International Series game, a 54-yarder...Handled kickoff duties for Blair Walsh vs. Carolina (10/13)...Ranked 2nd in team rookie history with a 44.2 gross punting average...Finished 3rd in team rookie history with a 39.2 net average.

COLLEGE Appeared in 53 games at UCLA...Won back-to-back Pac-12 South Division Championships (2011-12)...Served as a special teams co-captain in 2012...Handled punting and kicking duties for UCLA...Ranks 2nd in UCLA history in punts (275), yardage (12,163) and punting average (44.23)...1st-Team All-Pac-12 (by the coaches) in 2012, 2nd-Team All-Pac-12 in 2009, '10...Selected to play in the Senior Bowl...Named to The Sporting News All-Freshman team...As a senior, led Pac 12 punters with 35 punts inside the 20 (21 at or inside the opponent's 10-yard line)...Ranked 5th in the nation in gross punting average (44.3) in 2011...Earned the UCLA Tommy Prothro award in '11 for the Outstanding Special Teams Player, also shared the honor in 2009, '10...In 2010, ranked 1st in the Pac-10 and 4th in the NCAA in punting average...Recorded a career-long 81-yard punt at Arizona in 2009...Did not play in 2008 as a redshirt.

PREP A 4-year letterman at Mountain Ridge HS in Glendale, AZ...Played WR, K and P...Was a Parade All-American, EA Sports 1st-Team All-American and ranked as the #1 kicker coming out of HS by ESPN.com...Appeared in the Under Armour All-American Game...As a senior, was selected All-Arizona and 1st-Team All-State...Team captain as a senior and named 5A all-state as a K...Standout in soccer...Named All-Region in soccer in the 3 years that he participated...Selected as 2nd-Team All-State as a junior and Region Player of the Year.

PINNIN' 'EM DEEP

Jeff Locke has dropped 21 punts inside the opponents' 20-yard line, tied for 2nd in the NFL. Locke has totaled 88 career kicks in the red zone, the 4th best mark in team history.

MOST PUNTS INSIDE THE 20-YARD LINE / 2016

PLAYER (TEAM)	IN 20
Johnny Hekker (LA)	24
Jeff Locke (Min)	21
Marquette King (Oak)	21

MOST PUNTS INSIDE THE 20-YARD LINE / VIKINGS HISTORY

PLAYER (SEASONS)	IN 20
Chris Kluwe (2005-12)	198
Greg Coleman (1978-87)	155
Mitch Berger (1996-2001)	109
Jeff Locke (2013-16)	88

LOCKE'S NFL TOTALS

Year.....	GP/GS	No	Yds	Gr Avg	Net Avg	Long	IN20	50+	TBs
2013 (Min).....	16/0	75	3,316	44.2	39.2	65	23	23	3
2014 (Min).....	16/0	75	3,318	44.2	38.7	62	21	24	6
2015 (Min).....	16/0	66	2,746	41.6	37.8	61	23	10	5
Playoffs.....	1/0	5	172	34.4	32.4	47	1	0	0
2016 (Min).....	8/0	43	1,856	43.2	39.7	71	21	16	3
Totals.....	56/0	259	11,236	43.4	38.8	71	88	73	17
Playoffs.....	1/0	5	172	34.4	32.4	47	1	0	0

SINGLE-GAME CAREER HIGHS

Punts 9 at Baltimore, 12/8/13
 Punting Yards 397 at Baltimore, 12/8/13
 Punting Average 56.7 at Chicago, 9/15/13
 Net Average 50.3 at Miami, 12/21/14
 Long Punt 71 at Chicago, 10/31/16
 Inside 20-Yd line 5 vs. Green Bay, 9/18/16
 50+ Yd Punts 4 at Carolina, 9/25/16
 Kickoffs 3 vs. Carolina, 10/13/13

LOCKED IN

Jeff Locke holds the franchise record for career net punting average with a 38.8-yard mark (min. 100 punts) and ranks tied for 4th in team history with a 43.4 gross average (min. 100 punts). With 259 career punts, Locke has only yielded 17 touchbacks, a touchback mark of 6.7%, the 3rd fewest in club history (min. 100 punts).

VIKINGS CAREER NET PUNTING AVERAGE (MIN. 100 PUNTS)


RK	PLAYER (SEASONS).....	NET AVERAGE
1	Jeff Locke (2013-16)	38.8
2	Chris Kluwe (2005-12)	37.2
3	Harry Newsome (1990-93).....	35.1
4	Mitch Berger (1996-2001).....	35.0
5	Mike Saxon (1994-95).....	34.7


VIKINGS CAREER GROSS PUNTING AVERAGE (MIN. 100 PUNTS)

RK	PLAYER (SEASONS).....	GROSS AVERAGE
1	Chris Kluwe (2005-12)	44.4
2	Harry Newsome (1990-93)	43.8
3	Mitch Berger (1996-2001).....	43.5
4	Jeff Locke (2013-16)	43.4
5	Bobby Walden (1964-67)	42.9

U.S. BANK STADIUM SIGNATURE ITEMS

Fans will have no shortage of entry points to Vikings home games at U.S. Bank Stadium, but without a doubt the most popular will be the Legacy Gate that is made up of the world's five largest doors on the stadium's west side. The doors are each 55 feet wide and will welcome fans in a larger-than-life way as they step inside U.S. Bank Stadium. The five glass doors stand between 75 and 95 feet tall and weigh 57,000 pounds each. Although the unique factor of the doors is the ability to pivot open, there are 10 smaller doors located within each larger door.





JAKE LONG #72

POSITION: TACKLE
HEIGHT/WEIGHT: 6-7/312
DOB: 5-9-85
HOMETOWN: LAPPER, MI

COLLEGE: MICHIGAN
ACQUIRED: FA '16
NFL SEASON: 9
VIKINGS SEASON: 1

2016 GP/GS
3/2

Career GP/GS
103/98

Playoffs GP/GS
1/1

- Played with current teammates Sam Bradford (2013-14) and Shaun Hill (2014) in St. Louis and Joe Berger (2009-10) in Miami.
- Vikings Offensive Line Coach Tony Sparano was the Dolphins head coach for each of Long's 4 Pro Bowl seasons in Miami.
- 3rd OT drafted No. 1 overall in NFL history, the 1st being 2001 Pro Football Hall of Fame inductee, Vikings Ring of Honor member and 1968 Minnesota draft pick Ron Yary.
- 4th No. 1 overall pick since 1970 to earn **Pro Bowl** honors as a rookie and the 1st since 1981 (RB George Rogers - NO).

OFF THE FIELD Has a 2-year-old daughter with his wife Jackie...Hiked Mt. Tallac near Lake Tahoe with Jackie and her father this offseason...Hosted a fundraiser for North Star Reach, which provides life-changing camp experiences to children with serious health challenges and their families free of charge, in Ann Arbor during the offseason...Younger brother, Joe, spent time with the Rams (2012), Steelers (2012-13), Bears (2013) and Lions (2014)...Older brother, John, is a teacher and football coach at Corunna (MI) High School...Majored in general studies at Michigan.

HONORS Named **First-Team All-Pro** by the AP, *The Sporting News*, *Sports Illustrated* (Peter King) and the PFWA in 2010... Tabbed **First-Team All-Pro** by *The Sporting News* and **Second-Team All-Pro** by the AP in 2009...Received **Pro Bowl** honors in each of his 1st 4 seasons (2008-11) in the league.

PRO Has started 97 of 102 career games with the Dolphins, Rams and Falcons...Earned 4-consecutive (2008-11) **Pro Bowl** nods, **First Team All-Pro honors** (2010) and **Second Team All-Pro** accolades (2009)...Received the Dolphins **Ed Block Courage Award** in 2011.

2016 Started at LT vs. Detroit (11/6)...Stepped into the Vikings starting lineup (LT) for the 1st time at Chicago (10/31)...Made his Vikings debut, competing on 13 offensive snaps, at Philadelphia (10/23)...Joined the Vikings as a free agent on 10/11.

2015 Saw action in 4 games with Atlanta after signing with the team on 9/15.

2014 Appeared in 7 games (all starts) before being placed on injured reserve (10/28)...Helped produce 4 100-yard rushing games during the 7 games in which he played before suffering a season-ending knee injury at Kansas City (10/26)...Started for an offensive line that did not allow a sack and helped generate 102 rushing yards vs. Seattle (10/19)...Started for an offensive line that did not permit a sack and helped gain 448 total net yards (327 passing and 121 rushing) vs. Dallas (9/21).

2013 Started 15 games for an offensive line that surrendered the NFL's 8th-fewest sacks (36) and led the way for 9 100-yard rushing games, including 8 consecutive (Week 8-16)...Placed on injured reserve (12/25)...Started for an offensive line that helped gain 258 rushing yards vs. Chicago (11/24) and 200 rushing yards vs. Seattle (10/28).

2012 Started 12 games before being placed on injured reserve (12/4) after suffering a torn triceps vs. New England (12/2)...Started at LT and helped gain 185 rushing yards while not permitting a sack vs. NY Jets (9/23)...Started at LT on an offensive line that allowed just 1 sack and helped produce 452 total net yards (189 passing and 263 rushing) vs. Oakland (9/16).

2011 Earned his 4th-consecutive **Pro Bowl** nod after starting 14 games at LT on an offensive line that helped Reggie Bush rush for 1,086 yards...Dolphins ranked 11th in the NFL with 1,987 rushing yards for a 4.2 yards-per-carry average...Placed on injured reserve (12/28).

2010 Started all 16 games at LT for the 3rd straight season and earned **Pro Bowl** accolades for the 3rd straight year...Earned **First-Team All-Pro** by the AP, *The Sporting News*, *Sports Illustrated* (Peter King) and the PFWA...Played the last 7 games of the season with a shoulder harness after injuring his left shoulder vs. Tennessee (11/14)...Part of offensive line that helped the team rush for 186 yards at Oakland (11/28).

2009 Started all 16 games at left tackle for the 2nd straight season...Named a starter on the AFC **Pro Bowl** squad...Became the 1st Dolphins offensive lineman to be selected to consecutive Pro Bowls since Richmond Webb was named to 7 straight (1990-96)...Named **First-Team All-Pro** by *The Sporting News* and **Second-Team All-Pro** by the AP...Anchored offensive line that paved the way for the NFL's 4th-ranked rushing attack...Played a key role as Dolphins gained 250 yards on the ground vs. Buffalo (10/4)...Member of an offensive line that did not allow a sack vs. Tampa (11/15) and at Carolina (11/19).

2008 Started all 16 games at LT and became the 4th No. 1 overall pick since 1970 to receive **Pro Bowl** recognition as a rookie and the 1st since 1981 (RB George Rogers, NO)...Joined Rogers, Houston Oilers RB Earl Campbell (1978) and Detroit Lions RB Billy Sims (1980) as top picks to earn Pro Bowl honors as rookies...Made his playoff debut in a starting role at left tackle in AFC Wild Card game vs. Baltimore (1/4/09)...Made his NFL debut in a starting role vs. NY Jets (9/7).

COLLEGE 4-year (2004-07) letterman at Michigan, where he started 40 games, including his last 26 at LT...Was a 2-time team captain and the 1st Wolverine to receive Big Ten Offensive Lineman of the Year honors in consecutive seasons...Earned consensus first-team All-America honors...Finished second in the voting for the Lombardi Award and Outland Trophy...Was a unanimous First-Team All-Big Ten selection and named the league's Offensive Lineman of the Year for the 2nd straight season...Added Academic All-Big Ten honors...Earned first-team All-America accolades from *The NFL Draft Report*, *American Football Coaches Association*, *Walter Camp Football Foundation*, *Football Writers Association of America*, *AP*, *Rivals.com* and *Sports Illustrated*...Named the Big Ten's Offensive Lineman of the Year...Saw action in 12 games, starting the final 10 contests at right offensive tackle, as a redshirt freshman in 2004...Earned second-team All-Big Ten honors from the league's coaches and honorable mention from the media...Redshirted as a freshman in 2003, performing on the scout team.

PREP Attended Lapeer (Mich.) East High School, where he was a 3-year starter on the offensive line...Became the first player in school history to earn first-team all-state honors...Did not allow a quarterback sack in 3 seasons as a starter...Recorded 213 tackles, 11 sacks, 38 TFL and 9 FF...Rushed for 4 TDs...Also lettered in baseball, setting the school single-season home run and RBI records as a junior...Was also the starting center on the basketball team and broke the single-season record for shooting percentage during his junior year (62.3%).

LONG'S CAREER GAMES/STARTS

Year	GP/GS
2008 (Mia)	16/16
<i>Playoffs</i>	1/1
2009 (Mia)	16/16
2010 (Mia)	16/16
2011 (Mia)	14/14
2012 (Mia)	12/12
2013 (StL)	15/15
2014 (StL)	7/7
2015 (Atl)	4/0
2016 (Min)	3/2
Totals	103/98
<i>Playoffs</i>	1/1





KEVIN McDERMOTT #47

POSITION: LONG SNAPPER
HEIGHT/WEIGHT: 6-5/240
DOB: 1-12-90
HOMETOWN: NASHVILLE, TN

COLLEGE: UCLA
ACQUIRED: FA '15
NFL SEASON: 4
VIKINGS SEASON: 2

2016 GP/GS	Career GP/GS	Playoffs GP/GS
8/0	47/0 (16/0-SF; 7/0-BAL; 24/0-MIN)	4/0 (1/0-MIN, 3/0-SF)

- Handled all snapping duties since joining the Vikings in 2015.
- Played in all 16 regular season games for the 49ers and 3 playoff games in 2013, advancing to the NFC Championship.
- College teammates with P Jeff Locke at UCLA, was primary long snapper for Locke in 2011 and 2012.

OFF THE FIELD Political science major at UCLA...Has 1 brother, Conor, a standout OT at UCLA...Enjoys fishing and watching movies in free time...Has a white lab named Cash... Was a 3-sport athlete at Ensworth HS, competing in football, basketball and lacrosse...Got married during the 2015 offseason...Met his wife, Lauren, in college.

PRO Helped Vikings win NFC North title for first time since 2009 in his 1st season with Minnesota, taking over snapping duties for the entire regular season and Wild Card Playoff game...Joined Vikings on 4/6/15...Was teammates with 2016 Vikings free agent pickup Alex Boone in San Francisco...Played in 23 career games, including 16 as a rookie with the 49ers in 2013...Helped the 49ers advance to the NFC Championship game in 2013, while appearing in all 3 playoff contests.

2016 Handled all snapping duties thus far in 2016...Helped Jeff Locke set a new career-high with a 71-yard punt at Chicago (10/31)...Helped punt unit and Jeff Locke tie the team record for punts inside the 20 (5) vs. Green Bay (9/18)...Helped Blair Walsh connect on an NFL-best 4 FGs in Week 1 at Tennessee (9/11).

2015 Took over long snapping duties during training camp and handled job throughout entire regular season and playoff game for the NFC North Champions...Snapped on Blair Walsh's NFL-leading 34 FGs during the season...Delivered snap on a pair of Walsh's game-winning FGs in consecutive games- a 36-yarder at Chicago (11/1) as time expired and a 40-yarder in OT vs. St. Louis (11/8)...Reunited during 2015 with college punter Jeff Locke, who serves as the Vikings holder.

2014 Signed by Baltimore (10/20), after Morgan Cox tore his ACL...Played in 7 games for the Ravens from 10/26 to 12/14.

2013 Appeared in all 16 regular season and 3 playoff games for the 49ers during rookie campaign...Helped San Francisco advance to the NFC Championship Game at Seattle (1/19/14).

COLLEGE Appeared in 28 games as the long snapper in his final 2 seasons at UCLA...Snapped to Vikings P Jeff Locke during the 2011 and 2012 campaigns, was teammates with Locke all 5 years the duo attended UCLA...Saw action in all 14 games in 2012, working as the snapper on all kicks during the season... Received honorable mention Academic All-Pac-12 team for the 2nd-consecutive year, selected to play in the Casino del Sol Collegiate All-Star Game as a senior...Saw action in all 14 games during the 2011 campaign, working as the snapper on all kicks during the season named honorable mention Academic All-Pac-12 team...Served as a reserve long snapper/TE as a redshirt freshman and sophomore after not seeing any game action as a true freshman in 2008.

PREP Played 4 seasons at Ensworth HS in Nashville, TN... Was team captain his senior year and a 3-time team captain for his basketball team...Was the 6th-ranked long snapper in the 2008 class by ProKicker.com...Was named to the TSSAA Basketball All-Region Tournament Team in 2008...Also played lacrosse for 3 seasons.

McDERMOTT'S CAREER GAMES

Year	GP
2013 (SF)	16
Playoffs	3
2014 (Bal)	7
2015 (Min)	16
Playoffs	1
2016 (Min)	8
Totals	47
Playoffs	4

VIKINGS CARVE UP OPPONENTS ON THANKSGIVING

For the 4th time in team history the Vikings will travel to Detroit for a contest on Thanksgiving Day in 2016. The Vikings are 5-1 overall on games played on the holiday. The Vikings have not been featured on Thanksgiving Day since the 2000 season and have not been to the Motor City for Turkey Day since 1995, the only loss in the holiday series. The Vikings offense ruled the day in the 2000 game when Randy Moss, Robert Smith, Cris Carter and Daunte Culpepper all celebrated the win with a drumstick.

VIKINGS THANKSGIVING DAY GAMES

at Detroit, 11/27/69	W, 27-0
at Dallas, 11/26/87	W, 44-38 (OT)
at Detroit, 11/24/87	W, 23-0
at Detroit, 11/23/95	L, 38-44
at Dallas, 11/26/98	W, 46-36
at Dallas, 11/23/00	W, 27-15
at Detroit, 11/24/16	11:30 a.m. CT, CBS





JERICK MCKINNON #21

POSITION: RUNNING BACK
HEIGHT/WEIGHT: 5-9/205
DOB: 5-3-92
HOMETOWN: MARIETTA, GA

COLLEGE: GEORGIA SOUTHERN
ACQUIRED: D3b (#96) '14
NFL SEASON: 3
VIKINGS SEASON: 3

2016 GP/GS
7/2

Career GP/GS
34/8

Playoffs GP/GS
1/0

- Vikings 2nd leading rusher in 2016 with 225 yards on 75 carries (3.0 avg) filling in for an injured Adrian Peterson.
- Notched 1st career 2-TD performance vs. NY Giants (12/27/15), scoring on runs of 7 and 68 yards.

OFF THE FIELD Nicknamed "Jet"...Majored in general studies and is a semester shy of earning his bachelor's degree...Actively involved with the Vikings Community Relations efforts...Took part in February 2016 Vikings Winterfest in Duluth, MN, visiting fans in Northern Minnesota...Led Minnesota Wild fans in the "Let's play hockey" chant on 2/7/15 vs. the Colorado Avalanche at the Xcel Energy Center...Brother, Lester Norwood, was a DB at Florida from 1998-2002...Changed jersey from #31 to #21 during 2016 offseason to honor his mom.

PRO Surpassed the career 1,000-rushing yard mark at Philadelphia (10/23/16)...Started 6 of the 11 games he played as rookie...Became the 7th Vikings rookie RB to run for 100+ yards twice in a season...His 135 yards rushing vs. Atlanta (9/28/14) is the 6th most by a Vikings rookie in team history...Started 1st career game vs. Detroit (10/12/14), joining fellow rookie Teddy Bridgewater as the 1st QB/RB rookie starting tandem since 1961 for the Vikings when Fran Tarkenton and Tommy Mason opened the Detroit game on 11/19/61...Selected with the Vikings 2nd pick in the 3rd round of the 2014 Draft, the #96 overall selection...The pick was obtained as part of the Percy Harvin trade to Seattle in 2013.

2016 Gained 8 yards on 7 carries vs. Detroit (11/6)...Inactive with an ankle injury in Week 8...Totaled 43 rushing yards on 11 carries and had 1 catch for 5 yards at Philadelphia (10/23)...Career-high 20 rushing attempts for 36 yards vs. Houston (10/9)...Season-high 85 rushing yards on 18 attempts while scoring his 1st TD of the season vs. NY Giants (10/3)...Also caught 3 passes for 10 yards against the Giants...16 carries for 45 yards at Carolina (9/25) in his first significant playing time of the season on offense after Adrian Peterson was placed in IR...Carried the ball twice for 2 yards and caught 1 pass for -1 yard vs. Green Bay (9/18)...Tied for the team lead with 2 special teams tackles, caught 1 pass for 3 yards and had 1 carry for 6 yards at Tennessee (9/11).

2015 Continued role as Vikings change-of-pace RB and is a strong presence in the passing game out of the backfield...Played in all 16 games and saw action in his 1st career playoff game...Had most productive games late in the season with season-high 76 yards receiving vs. Chicago (12/20) and season-high 89 rushing yards vs. NY Giants (12/27)...Ran for career-high 2 TDs vs. NY Giants, scoring on a 7-yard rush and career-long 68-yard run...Scored 1st career TD on a 17-yard pass from Teddy Bridgewater in win over Chicago (12/20) and hauled in a career-long 30-yard pass in the game, ending the day with 4 catches for 76 yards...Averaged 5.2 yards per carry on his 52 rushing attempts for the season...In final 3 regular season games he had 24 offensive touches for 231 yards and 3 TDs, an average of 9.6 yards per touch (14-114-2 rushing, 9-117-1 receiving).

2014 Led team with a 4.8 yards-per-carry average and ranked 2nd on team in rushing yards despite only playing in 11 games with 6 starts...Had promising rookie campaign cut short by back injury, placed on injured reserve on 12/6...Ran for a pair

of 100-yard games...Ranked 3rd in the NFC in rushing yards from a rookie and 8th in the NFL with 538...Posted 5th-longest run by a rookie RB in the NFL in 2014, a 55-yard scamper vs. Atlanta (9/28)...Tied for 7th-most starts by rookie RB in team history...Missed game vs. Carolina (11/30) with back injury and went on injured reserve on 12/6...Played in season opener at St. Louis (9/7) and caught 1st career pass from Matt Cassel, a 1-yarder...Had 1st career game with rushing attempt and reception vs. New England (9/14)...Had most productive day of his career with 135 yards rushing on 18 carries with a long of 55 vs. Atlanta (9/28), posting the 6th-most rushing yards in a game by a Vikings rookie...His 55-yard jaunt is the 4th longest by a Vikings rookie in team history and he became the 1st Vikings rookie to break the 100-yard mark since Adrian Peterson in 2007...Started 1st career game vs. Detroit (10/12) and led team in rushing and receiving, with 40 yards on 11 carries and 42 yards on 6 receptions...Ran for 103 yards on 19 carries against Bills #1-ranked NFL rush defense at Buffalo (10/19), his 2nd game of 100+ yards in 4 weeks.

COLLEGE Dynamic player who lined up at multiple positions during his 47-game collegiate career with 31 starts...Started at QB, WR, RB and CB during his tenure at Georgia Southern...Notched 17 career games with 100+ rushing yards...Ran for 3,899 career yards and 42 rushing TDs...Threw for 12 career TDs and caught 1 TD pass...As a sophomore, had 2 INTs at CB...Led team in rushing as a junior and senior...Named team MVP as a junior and senior...Scored winning TD as a senior as GSU won their 1st game over a BCS team at Florida, rushing for 125 yards on 9 carries against the Gators...As a junior, had 3rd-best single-season rushing mark in school history with 1,817 yards, trailing former Chicago Bear Adrian Peterson's school record by 115 yards...During sophomore season in 2011, started 7 of the 13 games he played in...Ended 2011 season with 705 all-purpose yards and 9 TDs, catching his lone career TD...Played in 10 games as a true freshman, seeing most action at QB and WR...Selected to play in 2014 Senior Bowl.

PREP Earned All-State honors at QB from Atlanta Journal-Constitution and from Georgia Sportswriters as an athlete after his senior season at Sprayberry High in Marietta, GA...Earned Region VII AAAA Player of the Year...Threw for 1,500 yards and ran for 1,300 as a senior...Standout in track, running 100m, 200m, 4x100 relay and competed in long jump.



Jerick McKinnon and teammates visited fans during the 2016 Vikings Winterfest in Duluth, MN. The event gave the Vikings a chance to see fans in northern Minnesota and celebrate the year-round activities that make living in Minnesota special.

McKINNON'S NFL TOTALS

RUSHING						RECEIVING					
Year	GP/GS	No.	Yds.	Avg.	Lg	TD	No.	Yds.	Avg.	Lg	TD
2014 (Min)	11/6	113	538	4.8	55	0	27	135	5.0	17	0
2015 (Min)	16/0	52	271	5.2	68t	2	21	173	8.2	30	1
Playoffs	1/0	2	7	3.5	6	0	3	22	7.3	9	0
2016 (Min)	7/2	75	225	3.0	25	1	8	29	3.6	10	0
Total	34/8	240	1,034	4.3	68t	3	56	337	6.0	30	1
Playoffs	1/0	2	7	3.5	6	0	3	22	7.3	9	0

SINGLE-GAME CAREER HIGHS

Rushing Attempts..... 20..... vs. Houston, 10/9/16
 Rushing Yards 135..... vs. Atlanta, 9/28/14
 Long Rush 68t..... vs. NY Giants, 12/27/15
 Rushing TDs 2..... vs. NY Giants, 12/27/15
 Receptions..... 6..... vs. Detroit, 10/12/14
 Receiving Yards 76..... vs. Chicago, 12/20/15
 Long Catch..... 30..... vs. Chicago, 12/20/15
 Receiving TD..... 1..... vs. Chicago, 12/20/15


McKINNON'S TOUCHDOWNS	
GAME	PLAY
vs. Chicago, 12/20/15	17 pass from T. Bridgewater
vs. NY Giants, 12/27/15	7 run, 68t run
vs. NY Giants, 10/3/16	4 run
Total	4 (3 rushing, 1 receiving)

McKINNON'S 100-YARD RUSHING GAMES	
GAME	Att/Yds/TD
vs. Atlanta, 9/28/14	18/135/0
@ Buffalo, 10/19/14	19/103/0

RUSHING						RECEIVING					
2014	MINNESOTA	Att.	Yards	Avg.	Long	TD	No.	Yards	Avg.	Long	TD
9/7	@ St. Louis	1	1	5.2	1	0	0	0	0.0	0	0
9/14	vs. New England	2	7	3.5	4	0	2	5	2.5	3	0
9/21	@ New Orleans	2	-1	-0.5	1	0	2	9	4.5	7	0
9/28	vs. Atlanta	18	135	7.5	55	0	1	17	17.0	17	0
10/2	@ Green Bay	7	24	3.4	10	0	3	22	7.3	8	0
10/12	vs. Detroit*	11	40	3.6	9	0	6	42	7.0	13	0
10/19	@ Buffalo*	19	103	5.4	29	0	2	-2	-1.0	4	0
10/26	@ Tampa Bay*	16	83	5.2	28	0	1	-1	-1	-1	0
11/2	vs. Washington*	14	54	3.9	15	0	3	14	4.7	15	0
11/16	@ Chicago*	8	38	4.8	23	0	4	20	5.0	14	0
11/23	vs. Green Bay*	15	54	3.6	10	0	3	9	3.0	8	0
11/30	vs. Carolina										
12/7	vs. NY Jets										
12/14	@ Detroit										
12/21	@ Miami										
12/28	vs. Chicago										
Totals	GP/GS: 11/6	113	538	4.8	55	0	27	135	5.0	17	0

RUSHING						RECEIVING					
2015	MINNESOTA	Att.	Yards	Avg.	Long	TD	No.	Yards	Avg.	Long	TD
9/14	@ San Francisco	3	20	6.7	15	0	2	8	4.0	10	0
9/20	Detroit	3	6	2.0	3	0	0	0	0.0	0	0
9/27	San Diego	6	18	3.0	9	0	0	0	0.0	0	0
10/4	at Denver	1	6	6.0	6	0	0	0	0.0	0	0
10/18	Kansas City	1	2	2.0	2	0	0	0	0.0	0	0
10/25	@ Detroit	9	36	4.0	9	0	1	1	1.0	1	0
11/1	@ Chicago	2	18	9.0	16	0	0	0	0.0	0	0
11/8	St. Louis	0	0	0.0	0	0	2	11	5.5	9	0
11/15	@ Oakland	0	0	0.0	0	0	1	7	7.0	7	0
11/22	Green Bay	0	0	0.0	0	0	2	15	7.5	13	0
11/29	@ Atlanta	5	33	6.6	10	0	0	0	0.0	0	0
12/6	Seattle	4	18	4.5	12	0	3	6	2.0	7	0
12/10	@ Arizona	0	0	0.0	0	0	1	8	8.0	8	0
12/20	Chicago	7	10	1.4	4	0	4	76	19.0	30	1
12/27	NY Giants	7	89	12.7	68t	2	2	8	4.0	7	0
1/3/16	@ Green Bay	4	15	3.8	10	0	3	33	11.0	15	0
Totals	GP/GS: 16/0	52	271	5.2	68t	2	21	173	8.2	30	1
PLAYOFFS											
1/10/16	Seattle	2	7	3.5	6	0	3	22	7.3	9	0

2016	MINNESOTA	Att.	RUSHING				RECEIVING				
			Yards	Avg.	Long	TD	No.	Yards	Avg.	Long	TD
9/11	@ Tennessee	1	6	6.0	6	0	1	3	3.0	3	0
9/18	vs. Green Bay	2	2	1.0	2	0	1	-1	-1.0	-1	0
9/25	@ Carolina	16	45	2.8	14	0	1	2	2.0	2	0
10/3	vs. NY Giants*	16	85	4.7	25	1	3	10	3.3	6	0
10/9	vs. Houston*	20	36	1.8	8	0	1	10	10.0	10	0
10/23	@ Philadelphia	11	43	3.9	9	0	1	5	5.0	5	0
10/31	@ Chicago		INACTIVE								
11/6	vs. Detroit	7	8	1.1	4	0	0	0	0.0	0	0
11/13	@ Washington										
11/20	vs. Arizona										
11/24	@ Detroit										
12/1	vs. Dallas										
12/11	@ Jacksonville										
12/18	vs. Indianapolis										
12/24	@ Green Bay										
1/1/17	vs. Chicago										
Totals	GP/GS: 7/2	75	225	3.0	25	1	8	29	3.6	10	0



DAVID MORGAN #89

POSITION: TIGHT END
HEIGHT/WEIGHT: 6-4/265
DOB: 5-19-93
HOMETOWN: MARBLE FALLS, TX

COLLEGE: TEXAS-SAN ANTONIO
ACQUIRED: D6b (#188) '16
NFL SEASON: R
VIKINGS SEASON: R

2016 GP/GS 5/0 **Career GP/GS** 5/0 **Playoffs GP/GS** 0/0

- Contributor on offense and special teams during rookie campaign 2016.

- The 1st player ever drafted to the NFL in UTSA history, a football program that began in 2010.

OFF THE FIELD Earned business management degree and played final season of college ball as a graduate...Enjoys hunting and fishing...Father played football at Shippensburg... Aspires to a career in high school coaching...Is 2nd cousins with former PGA golfer Gil Morgan, a member of 2 Ryder Cup teams...UTSA played its home games at the Alamodome.

PRO The 1st player drafted from Texas-San Antonio in the history of the fledgling football program...Invited to 2016 Scouting Combine and to play in East-West Shrine Game but did not compete in game...Selected with Vikings 2nd choice in the 6th round (#188 overall).

2016 Contributed on offense and special teams at Chicago (10/31)...Saw action on special teams at Philadelphia (10/23)... Inactive vs. Detroit (11/6), vs. Houston (10/9) and vs. NY Giants (10/3)...Appeared in his first NFL game at Tennessee (9/11)... Contributed on offense and special teams at Tennessee (9/11), vs Green Bay (9/18) and at Carolina (9/25).

COLLEGE Capped standout career at UTSA with best season as a senior...Hauled in 45 passes for 566 yards and 5 TDs as a senior...Earned 2nd-Team All-America honors from USA TODAY...Named 2nd-Team All-Conference USA as a senior and honorable mention as a junior...Set then school records with 9 receptions in a game, achieving the feat twice, at Arizona and vs. Louisiana Tech in 2015...Set school record with 2 TD receptions in a game vs. Louisiana Tech in 2015...Had career-high 109 receiving yards against Arizona...Started all 12 games he played in 2015...Opened 6 of the 9 games he played as a junior... Caught his lone TD of the season vs. Arizona and had season-best 5 receptions...Started 2 of the 11 games he played in 2013 after being sidelined for 2012 season by injury...Missed season

opener as a sophomore in 2013 due to lingering injury...Caught 7 passes on the season...Redshirted in 2012 with season-ending injury...Saw action in all 10 games and started 2 as a true freshman...Made 1st career start at Sam Houston State... Hauled in career-long reception with 63-yard catch-and-run in season opener vs. Northeastern State...Scored 1st career TD on 10-yarder at Southern Utah.

PREP Earned 2nd-Team Class 4A All-State honors as a senior at Marble Falls (TX) High...Named 1st-Team All-CenTex and All-District 25-4A as a WR...Reeled in 14 TDs as a senior and 8 as a junior...All-District choice as a junior...Named Academic All-District 3 times and named Honorable Mention Academic All-State...Played basketball and soccer in high school.

MORGAN'S CAREER GAME-BY-GAME

2016	MINNESOTA	No	Yards	Avg.	Lg	TD
9/11	@ Tennessee	0	0	0.0	0	0
9/18	vs. Green Bay	0	0	0.0	0	0
9/25	@ Carolina	0	0	0.0	0	0
10/3	vs. NY Giants	INACTIVE				
10/9	vs. Houston	INACTIVE				
10/23	@ Philadelphia	0	0	0.0	0	0
10/31	@ Chicago	0	0	0.0	0	0
11/6	vs. Detroit					
11/13	@ Washington					
11/20	vs. Arizona					
11/24	@ Detroit					
12/1	vs. Dallas					
12/11	@ Jacksonville					
12/18	vs. Indianapolis					
12/24	@ Green Bay					
1/1/17	vs. Chicago					
Totals	GP/GS: 5/0	0	0	0.0	0	0



CAPTAIN MUNNERLYN #24

POSITION: CORNERBACK
HEIGHT/WEIGHT: 5-9/195
DOB: 4-10-88
HOMETOWN: MOBILE, AL

COLLEGE: SOUTH CAROLINA
ACQUIRED: FA '14
NFL SEASON: 8
VIKINGS SEASON: 3

2016 GP/GS

8/4

Career GP/GS

117/75 (77/50-CAR; 40/25-MIN)

Playoffs GP/GS

2/1 (1/0-MIN,
1/1-CAR)

- Serves as the Vikings slot corner in nickel packages.
- Signed with the Vikings 1 day after DT Linval Joseph, becoming the 1st free agents to sign with Minnesota under Mike Zimmer.
- Holds Carolina Panthers career INT return TD record with 5 and twice tied for single-season record with 2, achieved in both 2012 and 2013.
- Has not missed a game since the 2011 season.

OFF THE FIELD Active with March of Dimes charities, a cause close to his heart as he was a premature baby himself...Majoring in criminal justice at South Carolina...Was college teammates and roommates with former Viking LB Jasper Brinkley...Named after his great grandfather-Captain Moore...Married to Lakisha and has 2 sons, Captain and Champ, and daughter, Eden...Has hosted youth football camps in Mobile each season he's been in the NFL...Owns a trucking company, L4R Trucking...Is in the process of getting his real estate license.

PRO In his 1st season in purple, helped the Vikings defense improve from 31st to 7th in pass yards allowed during the 2014 campaign...Joined Minnesota as a free agent on 3/13/14...Joined DT Linval Joseph as the 1st free agents to sign with the Vikings under Coach Zimmer...Has returned 5 of his 11 career INTs for TDs...2nd in NFL from 2010-14 with 5 INT return TDs...Scored 6th career TD, 1st by FR, in 2015 regular season finale at Green Bay (1/3/16)...Holds Panthers career INT return TD record with 5 and is tied for the club single-season record with 2, a feat he achieved in 2012 and in 2013, the only Panthers player to have multiple INT return TDs in a season twice...Helped Panthers win NFC South title in 2013 and earn #2 seed in NFC playoffs...Originally joined Panthers as a 7th-round (#216) pick in the 2009 NFL Draft.

HONORS Named 2015 **Korey Stringer Good Guy Award** winner by media covering the Vikings.

2016 Made 1 tackle at Detroit before leaving the game with an ankle injury...Tallied 2 tackles at Chicago (10/31)...Had 1 tackle at Houston (10/23)...Had 6 tackles (5 solo), 1 TFL and 1 pass defended vs. Houston (10/9)...Started vs. NY Giants (10/3) and totaled 8 tackles... Started at nickel at Carolina (9/25), his former team, and had 6 tackles... Started at nickel and had 5 tackles, 1 TFL and 1 PD vs Green Bay (9/18)...Totalled 2 tackles at Tennessee (9/11).

2015 Settled into nickel back role, playing in all 16 games and playoff game with 5 starts...Had 2 INTs on the season and scored 1st career FR TD on a 55-yarder at Green Bay (1/3/16)... Helped Vikings rank #5 in the NFL in defensive points allowed at 18.9 ppg, a key element in the Vikings winning the NFC North title for the 1st time since 2009 and hosting a Wild Card Playoff game...Started games at Denver (10/4), at Oakland (11/15), vs. Green Bay (11/22), vs. Seattle (12/6) and vs. NY Giants (12/27)... Had season-best 7 tackles at Oakland (11/15) and at Arizona (12/20)...Snared INTs at Atlanta (11/29) and vs. NY Giants (12/27)...Posted 1st sack as a Viking vs. Green Bay (11/22) when he corralled Aaron Rodgers...Forced a fumble vs. Detroit (9/20) and had a FR vs. San Diego (9/27) and at Green Bay (1/3/16).

2014 Matched a career-high 16 starts in his 1st season as a Viking...Began his Viking career against St. Louis (9/7) in the season opener with 5 unassisted tackles in his 1st start as a Viking, helping the team to a 34-6 win...Recorded INTs in back-

to-back weeks against Mike Glennon (TB) and Robert Griffin III (Was.) 10/26 and 11/2, respectively...Finished the season tied for 4th on the team with 7 PDs...9th on the team with 69 total tackles...Helped the Vikings defense improve from 31st in passing yards per game in 2013 to 7th during the 2014 campaign...Helped increase the INT total among all Viking DBs from 6 in 2013 to 12 in 2014.

2013 Started all 16 regular season games and NFC Divisional Playoff game vs. San Francisco, his 1st career playoff game... Started all 16 games for 1st time in his career...Scored TDs on both INTs during the season, matching the team record for a single season, a mark he also tied in 2012...Helped Panthers defense rank #3 in the NFL in total defense...Ranked 3rd on team with 86 tackles and led club with 13 passes defended... Led Panthers with 86 INT return yards...Had career-best 3.5 sacks...Scored TDs on INTs vs. St. Louis (10/20) and vs. NY Jets (12/15)...Scored on INT vs. Rams on 1st play of the game, notching the 2nd-fastest score in Panthers franchise history, a mere :21 seconds into the game...Added a career-high 2.0 sacks along with the INT-return TD vs. NY Jets...Notched career-best 13 tackles at Miami (11/24)...Had 1.5 sacks on Drew Brees vs. New Orleans (12/22)...Forced a fumble on Adrian Peterson at Vikings (10/13).

2012 Started 11 of his 16 games during the season...Tied team record with 2 INT return TDs, taking back both INTs on the season for TDs...Notched 66 tackles for Panthers defense that ranked #10 in the NFL in total defense...Started 11 of the final 12 games of the season...Led team with 14 punt returns... Scored on 33-yard INT return TD vs. Seattle (10/7) and took back a Josh Freeman pass 74 yards for a score vs. Tampa Bay (11/18)...Had season-high 7 tackles vs. Denver (11/11) and at New Orleans (12/30).

2011 Started all 14 games he played...Notched 55 tackles and a pair of sacks, the first 2 sacks of his career...Missed final 2 games of season with hamstring injury, going on injured reserve on 12/23...Posted 1st career sack vs. New Orleans (10/9) when he caught Drew Brees on a blitz...Caught Vikings QB Christian Ponder vs. Minnesota (10/30) and later in the game had a FF and FR on the same play against WR Percy Harvin.

2010 Played in all 16 and started 5 games...Led team with 10 passes defended and tied for 2nd on club with 3 INTs... Scored 1st INT return TD at Cleveland (11/28), returning a Jake Delhomme pass 30 yards for the score...Notched 1st career INT vs. Cincinnati (9/26) off Bengals QB Carson Palmer...Had 30 punt returns with a 10.9-yard average...Returned a pair of kickoffs during the season...Started 5 of the final 6 games of the season.

2009 Saw action in 15 games and made 4 starts...Averaged 9.0 yards per return on 31 punt returns during the season... Notched 1st career start vs. Buffalo (10/25)...Posted 1st career FR at New England (12/13)...Had a FF on Eli Manning at NY Giants (12/27)...Made NFL debut in season opener vs. Philadelphia (9/13)...Drafted in 7th round (#216) by Carolina.

COLLEGE Started 28 of his 36 career games at South Carolina... Declared for NFL Draft after his junior season...Had career 127 tackles, 5 INTs, 2.0 sacks and 19 PBU...Scored TD on an 81-yard blocked FG return vs. Kentucky as a junior in 2008 and also had 84-yard KOR during game...Named 1st-Team All-SEC in 2007.

PREP Standout at Murphy HS in Mobile, AL...Earned All-State as a senior and was All-Region 3 times...Helped team to a 10-2 mark as a senior and finished as regional runner-up...Won Class 6A state title in the 100m as a junior in high school.

MUNNERLYN'S NFL TOTALS

Year.....	GP/GS	Tackles			Sacks	INTs	PBU	TFL	QBH	FF/FR	Special Teams
		Solo	Asst.	Total							
2009 (Car).....	15/4	35	8	43	0.0	0	2	--	--	1/1	4
2010 (Car).....	16/5	41	6	47	0.0	3 (37)	10	--	--	1/0	0
2011 (Car).....	14/14	36	19	55	2.0	0	7	--	--	1/1	6
2012 (Car).....	16/11	51	15	66	0.0	2 (107)	6	--	--	0/0	2
2013 (Car).....	16/16	60	26	86	3.5	2 (86)	13	--	3	1/1	0
Playoffs.....	1/1	4	0	4	0.0	0	0	--	0	0/0	0
2014 (Min).....	16/16	54	15	69	0.0	2 (1)	7	1	0	0/1	1
2015 (Min).....	16/5	48	8	56	1.0	2 (30)	7	4	3	1/2	0
Playoffs.....	1/0	2	0	2	0.0	0	0	0	0	0/0	0
2016 (Min).....	8/4	22	9	31	0.0	0	2	2	0	0/0	0
Totals.....	117/75	347	106	453	6.5	11 (261)	54	7	6	5/6	13
Playoffs.....	2/1	6	0	6	0.0	0	0	--	0	0/0	0

SINGLE-GAME CAREER HIGHS

Tackles..... 9..... 3x, last vs. New Orleans, 12/22/13
 Solo Tackles..... 8..... at Miami, 11/24/13
 Passes Defensed..... 3..... at Seattle, 12/5/10
 Forced Fumble..... 1..... 4x, last vs. Detroit, 9/20/15
 Fumble Recovery..... 1..... 8x, last @ Green Bay, 1/3/16
 Long Fumble Return..... 55t..... at Green Bay, 1/3/16
 Sacks..... 2.0..... vs. NY Jets, 12/15/13
 Interception..... 1..... 11x, last vs. NY Giants, 12/27/15
 Long INT Return..... 74t..... vs. Tampa Bay, 11/18/12

MUNNERLYN'S SACKS

GAME	QB	SACK
vs. New Orleans, 10/9/11.....	Drew Brees.....	1.0
vs. Minnesota, 10/30/11.....	Christian Ponder.....	1.0
vs. NY Jets, 12/15/13.....	Geno Smith.....	2.0
vs. New Orleans, 12/22/13.....	Drew Brees.....	1.5
vs. Green Bay, 11/22/15.....	Aaron Rodgers.....	1.0
Total.....		6.5

MUNNERLYN'S TOUCHDOWNS

GAME	PLAY
at Cleveland, 11/28/10.....	37-yd INT return
vs. Seattle, 12/5/10.....	33-yd INT return
vs. Tampa Bay, 11/18/12.....	74-yd INT return
vs. St. Louis, 10/20/13.....	45-yd INT return
vs. NY Jets, 12/15/13.....	41-yd INT return
at Green Bay, 1/3/16.....	55-yd FR return
Total.....	6 (5 INTs, 1 FR)

MUNNERLYN'S INTERCEPTIONS

GAME	QB	INT (YDS)
vs. Cincinnati, 9/26/10.....	Carson Palmer.....	1 (2)
at Cleveland, 11/28/10.....	Jake Delhomme.....	1 (37t)
at Seattle, 12/5/10.....	Matt Hasselbeck.....	1 (-2)
vs. Seattle, 10/7/12.....	Russell Wilson.....	1 (33t)
vs. Tampa Bay, 11/18/12.....	Josh Freeman.....	1 (74t)
vs. St. Louis, 10/20/13.....	Sam Bradford.....	1 (45t)
vs. NY Jets, 12/15/13.....	Geno Smith.....	1 (41t)
at Tampa Bay, 10/26/14.....	Mike Glennon.....	1 (0)
vs. Washington, 11/2/14.....	Robert Griffin III.....	1 (1)
at Atlanta, 11/29/15.....	Matt Ryan.....	1 (-2)
vs. NY Giants, 12/27/15.....	Eli Manning.....	1 (32)
Total.....		11 (261)



Captain Mummerlyn, who was born 3 months premature and spent the 1st full year of his life in the hospital, hosted a family impacted by premature birth at the team's facility during the 2016 offseason. Becca Hillstead introduced Mummerlyn to her twin daughters, Olivia and Layla, then 22 months old. At the time of their birth, Layla weighed 2.2 pounds and Olivia weighed just 13 ounces, about the size of a smart phone. Because of his personal experience, Mummerlyn said premature babies have a special place in his heart, which is why he's active with March of Dimes, a leading nonprofit organization for pregnancy and baby health.



TERENCE NEWMAN #23

POSITION: CORNERBACK
HEIGHT/WEIGHT: 5-10/197
DOB: 9-4-78
HOMETOWN: SALINA, KS

COLLEGE: KANSAS STATE
ACQUIRED: FA '15
NFL SEASON: 14
VIKINGS SEASON: 2

2016 GP/GS	Career GP/GS	Playoffs GP/GS
8/8	198/196 (133/131-DAL;42/42-CIN; 24/24-MIN)	8/7 (5/5-DAL; 2/1-CIN; 1/1-MIN)

- The Vikings most-senior defender, enters his 14th season.
- Played for Mike Zimmer in Dallas from 2003-06 and in Cincinnati from 2012-13 before joining the Vikings in 2015.
- 2-time **Pro Bowler** ranks 1st among active DBs with 198 games played and 2nd among active NFL players with 41 career INTs.

OFF THE FIELD Active in community service throughout his career in both Dallas and Cincinnati, supporting many causes including Children's Cancer Fund, Leukemia and Lymphoma Society, American Diabetes Association and Salvation Army... Avid golfer...Started "Breakfast Buddies," a program similar to Big Brothers Big Sisters, in his hometown.

HONORS **Pro Bowler** in 2007 and 2009...Selected **All-Rookie** in 2003 by *Pro Football Weekly*...Named **NFC Defensive Player of the Week** after recording 3 INTs at Washington (12/14/03)... Named **NFC Defensive Player of the Week** after recording 2 INTs at Oakland (11/15/15).

PRO Has played in 196 games, starting 194...Twice named **NFC Defensive Player of the Week** in his career, once as a rookie and again in his 13th season...Drafted by Dallas in the 1st round (#5 overall) of the 2003 NFL draft...2-time **Pro Bowl** honoree (2007, 2009), has 40 career INTs...Has played more games than any other active NFL DB...Played for Vikings Head Coach Mike Zimmer in Dallas from 2003-06 and in Cincinnati from 2012-13...Played for Vikings LBs Coach Adam Zimmer when he was the Assistant DBs coach for the Bengals during the 2013 season...Helped Dallas rank in the top-10 in total defense 5 times in his 9 years as a Cowboy and aided Cincinnati to top-10 rankings 2 out of 3 years...Has been on 8 playoff teams, including 3 division-winning squads (Dallas - 2007, 2009; Minnesota 2015)...Has played in 8 career playoff games, starting 7... Appeared in 133 games with 131 starts recording 33 INTs with the Cowboys from 2003-11...Released by Dallas on 3/14/12 and signed with Cincinnati on 4/13/12...Grabbed 5 INTs and started all 41 games he appeared in with the Bengals over the 2013-14 seasons...Signed with the Vikings on 3/27/15.

2016 Registered 3 tackles, a TFL and a pass defended vs. Detroit (11/6)...Totalled 2 tackles at Chicago (10/31)...Had 1 tackle at Philadelphia (10/23)...Posted 2 passes defended vs. Houston (10/9), helping limit Will Fuller to 1 catch for 4 yards... Had 4 tackles (3 solo) vs. NY Giants (10/3)...Registered his 41st career INT and 5 tackles at Carolina (9/25)...Had 3 tackles and 2 PDs vs. Green Bay (9/18)...Corralled 7 tackles (6 solo) at Tennessee (9/11).

2015 Snared 3 INTs, his most since 2011 with Dallas...Started every game, including Wild Card Playoff...Opened 15 regular season games at LCB and 1 at S due to injuries in the defensive backfield, his 1st career start at S...Earned **NFC Defensive**

Player of the Week after a 2-INT day in the win at Oakland (11/15), the 2nd time in his career winning the award and the 1st since 2003...Grabbed his 40th career INT at Atlanta (11/29)... Helped the Vikings rank #5 in the NFL in defensive points allowed at 18.9...Led Vikings with 3 INTs...His 76 tackles are his most since 2010 in Dallas when he posted 81...Had 12 tackles, matching his career high, at Chicago (11/1)...Notched 6th career multi-INT game at Oakland (11/15).

2014 Started all 13 games he appeared in...Led Cincinnati with 14 PDs...Added 71 tackles, 5th on the team...Recorded 1 INT on the season, picking off Josh McCown at Tampa Bay (11/30)... Had season highs in tackles (10) and PDs (3) and recorded his lone special teams tackle of the year vs. Atlanta (9/14)...Did not start and had 3 tackles and 1 PD in the Wild Card playoff loss at Indianapolis (1/4/15).

2013 Played in and started 13 games...Logged 51 tackles and 2 INTs...Ranked 2nd on the team with 14 PDs...Had a season-high 6 tackles, 1 INT and returned a fumble 58 yards for the game winning TD vs. Green Bay (9/22)...Was inactive due to injury for the final 3 regular season games and for the Wild Card loss vs. San Diego.

2012 Started all 15 games he appeared in...Had 75 tackles, 2 INTs and a team-leading 14 PDs...Snared both INTs on the season and tied a career high with 4 PDs against Peyton Manning when hosting the Broncos (11/4)...His 2-INT output marked his 5th career multi-INT game in his career...Started in the Wild Card playoff loss at Houston (1/5/13) tallying 7 tackles and 1 PD.

2011 Missed the 1st 2 games of the season with an injury and started the remaining 14 games...Tied for the team lead with 4 INTs and 10 PDs...Corralled 57 tackles...Intercepted 2 passes vs. Buffalo (11/13), including one returned 43 yards for a TD.

2010 Started all 16 games...Totaled career highs in tackles (81) and INTs (5)...Had 2 INTs at Philadelphia (1/2/11) in the season finale, his 3rd multi-INT game of this career.

2009 Started all 16 games en route to his 2nd **Pro Bowl** nod... Had 68 tackles, 3 INTs and a career-high 21 PDs helping the Cowboys to an 11-5 record and the NFC East crown...Forced a career-best 3 fumbles...Returned an INT 27 yards for a TD vs. Carolina (9/28)...Started both playoff contests, a Wild Card victory vs. Philadelphia (1/9/10) and a Divisional Round loss at Minnesota (1/17/10).

2008 Appeared and started in 10 games, missing time due to groin and abdominal injuries...Had 39 tackles, 4 INTs and 13 PDs for the NFL's 5th ranked passing defense...Intercepted Eli Manning 2 times vs. the NY Giants (12/14).

2007 Earned 1st **Pro Bowl** selection helping Dallas secure the NFC East with a 13-3 record...Played in 13 games and started 11...Tallied 62 tackles with 4 INTs...Recorded a career high with 129 INT return yards on the season, including a 70-yard return at Buffalo (10/8) and a 50-yard TD, his 1st career INT TD, vs. NY Jets (11/22)...Had an INT in 3 consecutive games picking off passes vs. Washington (11/18), vs. NY Jets (11/22) and vs. Green Bay (11/29)...Cowboys defense finished 9th in total defense... Started Divisional Round loss vs. NY Giants (1/13/08).

2006 Started all 16 games for the 4th consecutive season... Had 66 tackles and 1 INT...Helped Dallas to a 9-7 record and a Wild Card berth...Had most prolific season as a punt returner averaging 10.1 yards on 20 returns, including a 56-yard TD vs. Detroit (12/31)...Started the Wild Card loss at Seattle (1/6/07) and totaled 6 tackles and 2 PDs in his 2nd playoff appearance.

2005 Started all 16 games...Recorded 70 tackles, 3 INTs, 15 PDs and 1 sack...Returned 10 punts for 55 yards...Recorded 2nd

PICK KINGS

Terence Newman is ranked 2nd among all active NFL players with 41 INTs, 20 of which have come with Mike Zimmer as his defensive coordinator or head coach (12 in DAL, 4 in CIN, 4 in MIN).

INTERCEPTION LEADERS AMONG ACTIVE PLAYERS

PLAYER	INTs
1) DeAngelo Hall, CB, Washington (R)	43
2) Terence Newman, CB, Minnesota	41
3) Antonio Cromartie, CB, Free Agent	31

career sack bringing down Donovan McNabb vs. Philadelphia (10/9).

2004 Started all 16 games...Totaled 66 tackles and set a career high with 12 tackles vs. Pittsburgh (10/17)...Led the team with 4 INTs becoming the 1st Cowboy since Everson Walls (1981-82) to lead the team outright in consecutive seasons.

2003 Started all 16 games for the NFL's top-ranked defense, earning **All-Rookie** honors by *Pro Football Weekly*...Recorded 80 tackles and 4 INTs helping Dallas rank 1st in pass defense for the 3rd time in team history...Had a career day picking off Tim Hasselbeck 3 times at Washington (12/14) and was named **NFC Defensive Player of the Week**...Helped Dallas to 10-6 record and a playoff berth...Started 1st playoff game in the Wild Card loss at Carolina (1/3/04).

COLLEGE Played 4 seasons (1999-2002) at Kansas State...

NEWMAN'S NFL TOTALS

Year.....	GP/GS	Tackles			Sacks	INTs	PBU	TFL	QBH	FF/FR	Special Teams
		Solo	Asst.	Total							
2003 (Dal).....	16/16	69	11	80	1.0	4	14	2.5	-	0/1	0
Playoffs.....	1/1	5	0	5	0.0	0	0	0.0	-	0/0	0
2004 (Dal).....	16/16	61	5	66	0.0	4	13	1.0	-	2/0	0
2005 (Dal).....	16/16	55	15	70	1.0	3	15	1.0	-	1/4	0
2006 (Dal).....	16/16	54	12	66	0.0	1	12	1.0	-	0/0	1
Playoffs.....	1/1	5	1	6	0.0	0	1	0.0	-	0/0	0
2007 (Dal).....	13/11	51	11	62	0.0	4	15	0.0	-	1/0	0
Playoffs.....	1/1	0	0	0	0.0	0	0	0.0	-	0/0	0
2008 (Dal).....	10/10	31	8	39	0.0	4	13	3.0	-	0/1	0
2009 (Dal).....	16/16	54	14	68	0.0	3	21	2.0	-	3/0	0
Playoffs.....	2/2	8	2	10	0.0	0	1	0.0	-	0/0	0
2010 (Dal).....	16/16	67	14	81	0.0	5	14	2.0	-	0/1	0
2011 (Dal).....	14/14	40	17	57	0.0	4	10	1.0	-	0/1	0
2012 (Cin).....	15/15	49	26	75	0.0	2	14	4.0	-	1/2	2
Playoffs.....	1/1	7	0	7	0.0	0	1	0.0	-	0/0	0
2013 (Cin).....	13/13	44	7	51	0.0	2	14	4.0	-	0/1	0
Playoffs.....	Inactive										
2014 (Cin).....	13/13	47	24	71	0.0	1	14	0.0	-	0/0	0
Playoffs.....	1/0	3	0	3	0.0	0	1	0.0	-	0/0	0
2015 (Min).....	16/16	58	18	76	0.0	3	14	3.0	-	0/0	0
Playoffs.....	1/1	1	0	1	0.0	0	0	0.0	-	0/0	0
2016 (Min).....	8/8	21	4	25	0.0	1	5	1.0	1	0/0	0
Totals.....	198/196	701	186	887	2.0	41	188	25.5	1	8/11	3
Playoffs.....	8/7	29	3	32	0.0	0	4	0.0	-	0/0	0

PUNT RETURNS

Year	GP/GS	No.	Yds.	Avg.	Lg	TD
2004 (Dal).....	16/16	2	13	6.5	7	0
2005 (Dal).....	16/16	10	55	5.5	26	0
2006 (Dal).....	16/16	20	202	10.1	56t	1
Playoffs.....	1/1	1	17	17.0	17	0
2007 (Dal).....	13/11	4	26	6.5	13	0
2009 (Dal).....	16/16	2	-11	-5.5	0	0
Total.....	16/16	38	285	7.5	56t	1
Playoffs.....	1/1	1	17	17.0	17	0

SINGLE-GAME CAREER HIGHS

Tackles.....12.....vs. Pittsburgh, 10/17/04
 Solo Tackles.....11.....vs. Pittsburgh, 10/17/04
 Passes Defensed.....5.....at Oakland, 11/15/15
 Forced Fumble.....1.....8x, last vs. Cleveland, 9/16/12
 Fumble Recovery.....2.....vs. Denver, 11/24/05
 Sacks.....1.0.....vs. Arizona, 10/5/03
vs. Philadelphia, 10/9/05
 Interception.....3.....at Washington, 12/14/03
 Long INT Return.....70.....at Buffalo 10/8/07
 Punt Returns.....3.....4x, last vs. NY Jets, 11/22/07
 Punt Return Yards.....56.....vs. Detroit, 12/31/06
 Long Punt Return.....56t.....vs. Detroit, 12/31/06
 Punt Return Avg.....13.3.....vs. Washington, 9/17/06 (min. 3 returns)
 Punt Return TD.....1.....vs. Detroit, 12/31/06

Redshirted in 1998...A consensus All-America selection and the 1st Kansas State player to win the Jim Thorpe Award as nation's top DB...Named the Big 12 Defensive Player of the Year as a senior...Holds career totals of 133 tackles, 10 INTs and 32 PDs...Was teammates with former Vikings LB Ben Leber at Kansas State from 1999-2001...Also participated in track, setting a school record in the 100-meter dash (10.20 seconds) and winning 2 Big 12 100-meter championships.

PREP Helped Central HS in Salinas, KS capture the 1996 football State Championship vs. Liberal HS...Lettered twice in football, 3 times in track, 3 times in basketball and once in baseball for the Mustangs...State champion in the 100, 200, 400 and 2nd in the long jump...Was heavily recruited for track, receiving offers from nearly every top program.



NEWMAN'S INTERCEPTIONS

GAME	QB	INT
at NY Giants, 9/15/03	Kerry Collins	1 (0)
at Washington, 12/14/03	Tim Hasselbeck	3 (23)
vs. Cleveland, 9/19/04	Jeff Garcia	1 (21)
vs. Chicago, 11/25/04	Jonathan Quinn	1 (11)
at Philadelphia, 12/19/04	Donovan McNabb	1 (0)
vs. Washington, 12/25/04	Patrick Ramsey	1 (-1)
vs. Washington, 9/19/05	Mark Brunell	1 (12)
at Seattle, 10/23/05	Drew Bledsoe	1 (0)
vs. Denver, 11/24/05	Jake Plummer	1 (4)
vs. NY Giants, 10/23/06	Eli Manning	1 (0)
at Buffalo, 10/8/07	Trent Edwards	1 (70)
vs. Washington, 11/18/07	Jason Campbell	1 (7)
vs. NY Jets, 11/22/07	Kellen Clemens	1 (50)
vs. Green Bay, 11/29/07	Brett Favre	1 (2)
at Washington, 11/16/08	Jason Campbell	1 (0)
vs. Seattle, 11/27/08	Matt Hasselbeck	1 (0)
vs. NY Giants, 12/14/08	Eli Manning	2 (2)
vs. Carolina, 9/28/09	Jake Delhomme	1 (27)
vs. San Diego, 12/13/09	Philip Rivers	1 (0)
at Washington, 12/27/09	Jason Campbell	1 (9)
vs. NY Giants, 10/25/10	Eli Manning	1 (30)
vs. Detroit, 11/21/10	Shaun Hill	1 (0)
vs. Washington, 12/19/10	Rex Grossman	1 (-18)
at Philadelphia, 1/2/11	Kevin Kolb	2 (4)
at New England, 10/16/11	Tom Brady	1 (1)


GAME	QB	INT
vs. Seattle, 11/6/11	Tarvaris Jackson	1 (17)
vs. Buffalo, 11/13/11	Ryan Fitzpatrick	2 (62)
vs. Denver, 11/4/12	Peyton Manning	2 (0)
at Baltimore, 11/10/13	Joe Flacco	1 (9)
vs. Green Bay, 9/22/13	Aaron Rodgers	1 (-1)
at Tampa Bay, 11/30/14	Josh McCown	1 (3)
at Oakland, 11/15/15	Derek Carr	2 (4)
at Atlanta, 11/29/15	Matt Ryan	1 (0)
at Carolina, 9/25/16	Cam Newton	1 (0)
Total		41 (348)

NEWMAN'S SACKS

GAME	QB	SACKS
vs. Arizona, 10/5/03	Jeff Blake	1.0
vs. Philadelphia, 10/9/05	Donovan McNabb	1.0
Total		2.0

NEWMAN'S TOUCHDOWNS

GAME	PLAY
vs. Detroit, 12/31/06	56-yd punt return
vs. NY Jets, 11/22/07	50-yd INT return
vs. Carolina, 9/28/09	27-yd INT return
vs. Buffalo, 11/13/11	43-yd INT return
vs. Green Bay, 9/22/13	58-yd fumble return
Total	5 (3 INTs, 1 PR, 1 FR)



CORDARRELLE PATTERSON #84

POSITION: WIDE RECEIVER
HEIGHT/WEIGHT: 6-2/220
DOB: 3-17-91
HOMETOWN: ROCK HILL, SC

COLLEGE: TENNESSEE
ACQUIRED: D1c (#29) '13
NFL SEASON: 4
VIKINGS SEASON: 4

2016 GP/GS	Career GP/GS	Playoffs GP/GS
8/4	56/18	1/0

• Set Vikings record and tied NFL mark with 109-yard KO return on opening kickoff vs. Green Bay (10/27/13), setting mark for longest NFL KO return and tying the longest play in NFL history.

• Tied for Vikings team record with 2 KOR TDs in a season (2013, 2015) and is 1 shy of the Vikings career KOR TD record (5).

• Earned 2013 1st-Team AP **All-Pro** honors and **Pro Bowl** berth, only the 3rd Vikings rookie to earn 1st-Team honors from the AP.

OFF THE FIELD

Majored in communications at UT and returned to campus in 2014 offseason...Has a daughter, Cienna...Threw out 1st pitch at Twins game vs. Kansas City in April 2014...Active in the local sports scene, regularly attending Wild, Timberwolves and Twins games...Responded to a 1st-grader's request for a visit to a Maple Grove, MN school in May 2014...Shares hometown of Rock Hill, SC, with fellow NFL 1st-rounders Jadeveon Clowney and Stephen Gilmore...Junior college teammate with Vikings DT Toby Johnson at Hutchinson CC where and a fellow Blue Dragon alum with Vikings QB Shaun Hill.

HONORS

Named **1st-Team All-Pro** by PFWA in 2015...Named **1st-Team All-Pro** by *Associated Press* in 2013...Selected to **Pro Bowl** in 2013...Voted **Vikings Special Teams MVP** and **Vikings Children's Fund Rookie of the Year** by teammates in 2013...**NFC Special Teams Player of the Month** in September 2013...**NFC Special Teams Player of the Week** vs. Green Bay (10/27/13)...**NFL Offensive Rookie of the Month** in December 2013.

PRO

Earned **1st-Team All-Pro** honors from *Associated Press* and selected to **Pro Bowl** in 2013...Only the 3rd Vikings rookie to be 1st-Team AP All-Pro in team history, joining Randy Moss (1998) and Blair Walsh (2012)...Scored 9 TDs, 4th most by a rookie in Vikings history...Scored a TD in each of the final 5 games of rookie season...Scored 3 different ways during his rookie season-rushing, receiving and return-only the 6th player in team history to achieve the feat and the 1st rookie...Scored 1st career TD in his 2nd career game with a 105-yard KO return

TD at Chicago (9/15/13)...Scored 2nd career TD with a 109-yard KO return vs. Green Bay (10/27/13), setting Vikings record for longest play in team history, matching team record for most KO return TDs in a season with 2 and tied an NFL record for the longest play in league history...Both kickoff return TDs as a rookie were on the opening kickoff of the game...Set NFL record for most rushing yards in a single game by a WR with 102 at St. Louis (9/7/14)...67-yard rushing TD was a career long and the longest scoring rush by a WR in team history...1st WR in the NFL to have a 35+ yard TD rush in 3 consecutive games (35t at Cin., 12/22/13, 50t vs. Det., 12/29/13, 67t at StL, 9/7/14)...1st WR in NFL history with 50+ yard TD rushes in back-to-back games (50t vs. Det., 12/29/13, 67t at StL, 9/7/14)...Has 4 career rushing TD, which ties Percy Harvin for most rushing TDs in team history by a WR...Acquired with #29 overall pick in 2013 Draft after a trade with New England, giving the Vikings 3 picks in the 1st round for only the 2nd time in franchise history, the last coming in 1967...Was the 3rd WR drafted in 2013...Scored the final 2 TDs in the Metrodomo scoring twice in the finale vs. the Lions (12/29/13), a 50-yard rush and an 8-yard reception.

2016

Started and registered six catches for 45 yards vs. Detroit (11/6)...Caught 3 passes for 36 yards and tallied 2 KR for 36 yards at Chicago (10/31)...Started and caught a TD at Philadelphia (10/23), giving him relieving TDs in consecutive games for the 1st time since Week 15 of 2013...Totaled 67 yards on a season-high 7 catches against the Eagles...Started and had 4 receptions for 39 yards and 1 TD vs. Houston (10/9), his 1st receiving TD since 10/19/14 at Buffalo...Added 1 rush for 7 yards, 1 KR for 17 yards and 1 special teams tackle against the Texans...Caught 5 passes for 38 yards and had 1 rush for 2 yards vs. NY Giants (10/3)...Started his 1st game of the season at Carolina (9/25)...Had 1 catch for 8 yards and saw his 1st career action as a gunner on the punt unit, recording 1 tackle and downing a punt at the 2-yard line against the Panthers...Returned 2 kicks for 62 yards, including a 37-yarder, and had 1 carry for -2 yards vs. Green Bay (9/18)...Returned a kick 61 yards to open the 3rd quarter at Tennessee (9/11)...Caught 1 pass for 6 yards, had 1 carry for 8 yards and returned a punt for 9 yards after PR Marcus Sherels handed him the ball on a reverse...Touched the ball in 4 different ways (rush, reception, PR, KR) for the 1st time in NFL career.

2015 Moved his career KO return TDs total to 4, matching the Vikings club record with 2 on the season...His 2 KOR TDs on the season match his own total from 2013 and Percy Harvin in 2009...Named to **PFWA All-Pro** team after leading the NFL with a 31.8 KOR avg on the season...Led NFL with 2 KOR TDs...Is 1 career KOR TD shy of Vikings franchise record held by Percy Harvin (5)...His 31.8 KOR avg. was 2nd in team history behind his own 32.4 set in 2013...Has led the NFL in KOR avg. 2 times in his career, the only Vikings player to achieve the feat once...Had KOR TDs of 101t vs. Seattle (12/6) and 93t at Oakland (11/15).

2014 Set NFL record for most rushing yards in a single game by a WR with 102 at St. Louis (9/7)...67-yard rushing TD was a career-long and the longest scoring rush by a WR in team history...Has 4 career rushing TDs, which ties Percy Harvin for most rushing TDs in team history by a WR...Finished the season with 384 receiving yards on 33 receptions and 1 TD (at Buffalo, 10/19)...Season-high 6 receptions and 84 receiving yards at Tampa Bay (10/26)...Rushed 10 times for 117 yards with 1 TD for the season...Finished 6th in the NFL, 2nd in NFC, with a 25.6 kick return average...Long kick return on the season was 51 yards at Detroit (12/14).

2013 Led NFL and set Vikings record with 32.4-yard average on KO returns...Set team record with 1,393 kickoff return yards in a season, a mark held by Buster Rhymes since 1985...Tied longest play in NFL history and set longest KO return with 109-yarder vs. Green Bay (10/27) and took opening kickoff at Chicago (9/15) back 105 yards for a TD in his 2nd career game...Tied Vikings record with 2 KO return TDs in a season...Scored TDs 3 different ways during season- rushing, receiving and returning- only the 6th Viking to do so and the 1st rookie in team history...The 1st NFL player with a 100+ KO return TD, a 75+ receiving TD and a 50+ rushing TD...Scored 9 TDs on the season, the 4th-most by a rookie in team history...Notched career-high 141 receiving yards, the 2nd-most by a 2013 rookie, and hauled in 79-yard TD

from Matt Cassel at Baltimore (12/8), the 3rd-longest reception by a Vikings rookie in team history...Posted longest rushing TD and 2nd-longest rush by a Vikings WR with a 50-yarder vs. Detroit (12/29) in the final game at the Metrodome and caught an 8-yard TD, scoring the final 2 TDs in Dome history...Set an NFL record since the 1970 merger and a Vikings record for most rushing TDs by a WR in a season with 3...Caught 1st career pass from Christian Ponder for 10-yard gain at Detroit (9/8) in season opener.

COLLEGE In his lone season of Division I football, earned All-SEC honors and started all 12 games for Tennessee...Tabbed as 1st-Team All-SEC by *Associated Press* as an All-Purpose Player...Earned 1st-Team All-SEC All-Purpose Player by conference coaches and 2nd-Team Return Specialist by the coaches...Set UT record with 1,858 all-purpose yards, breaking record set by Reggie Cobb in 1987...Became 1st player in NCAA to score a TD 4 different ways in a season since 2008 (receiving, rushing, PR, KOR)...Was rated the #1 JUCO WR recruit coming out of Hutchinson CC and #4 overall JUCO prospect...Earned NJCAA All-America honors both seasons at Hutchinson CC...Ran on Hutch track team...Teammates with current Vikings DT Toby Johnson at Hutchinson CC during 2011 season.

PREP Standout WR at Northwestern High in Rock Hill, SC...Helped lead team to Class 4A Division II state title game as a senior in 2008...Named All-State as a senior...High school teammate with future UT teammate QB Justin Worley...Attended North Carolina Tech Christian Academy in 2010.

PATTERSON'S NFL TOTALS

Year	GP/GS	No.	RECEIVING				TD	RUSHING			
			Yds.	Avg.	Lg	TD		No.	Yds.	Avg.	Lg
2013 (Min)	16/6	45	469	10.4	79t	4	12	158	13.2	50t	3
2014 (Min)	16/7	33	384	11.6	28	1	10	117	11.7	67t	1
2015 (Min)	16/1	2	10	5.0	9	0	2	15	7.5	9	0
Playoffs	1/0	0	0	0.0	0	0	0	0	0.0	0	0
2016 (Min)	8/4	27	239	8.8	21	2	4	15	3.8	8	0
Total	56/18	100	1,035	10.5	79t	7	28	305	10.9	67t	4
Playoffs	1/0	0	0	0.0	0	0	0	0	0.0	0	0

KICKOFF RETURNS

Year	GP/GS	No.	Yds.	Avg.	Lg	TD
2013 (Min)	16/6	43	1,393	32.4	109t	2
2014 (Min)	16/7	34	871	25.6	51	0
2015 (Min)	16/1	32	1,019	31.8	101t	2
Playoffs	1/0	3	65	21.7	34	0
2016 (Min)	8/4	12	332	27.7	61	0
Total	56/18	121	3,528	29.2	109t	4
Playoffs	1/0	3	65	21.7	34	0

SINGLE-GAME CAREER HIGHS

Receptions..... 8..... at Green Bay, 11/24/13
 Receiving Yards141..... at Baltimore, 12/8/13
 Long Reception79t..... at Baltimore, 12/8/13
 Receiving TD1..... 7x, last at Philadelphia, 10/23/16
 Rushing Attempts3..... at Cincinnati, 12/22/13; at St. Louis, 9/7/14
 Rushing Yards102..... at St. Louis, 9/7/14
 Long Rush67t..... at St. Louis, 9/7/14
 Rushing TD1..... 4x, last at St. Louis, 9/7/14
 Kickoff Returns5..... 3x, last vs. Seattle, 12/6/15
 Kickoff Return Yards228..... vs. Green Bay, 10/27/13
 Long Kickoff Return 109t..... vs. Green Bay, 10/27/13
 Kickoff Return Avg.49.7..... at Chicago, 9/15/13 (min. 3)
 Special Teams Tackle1..... 2x, at Carolina, 9/25/16; vs. Houston, 10/9/16

PATTERSON'S TOUCHDOWNS

GAME	PLAY
@ Chicago, 9/15/13	105 KO Return vs. Green Bay, 10/27/13
vs. Washington, 11/7/13	2 pass from Ponder vs. Chicago, 12/1/13
@ Baltimore, 12/8/13	79 pass from Cassel vs. Philadelphia, 12/15/13
@ Cincinnati, 12/22/13	35 run vs. Detroit, 12/29/13
@ St. Louis, 9/7/14	50 run, 8 pass from Cassel
@ Buffalo, 10/19/14	67 run
@ Oakland, 11/15/15	4 pass from Bridgewater
vs. Seattle, 12/6/15	93 KO Return
vs. Houston, 10/9/16	101 KOR Return
@ Philadelphia, 10/23/16	9 pass from Bradford
Total	14 pass from Bradford
	15 (4 KOR, 7 receiving, 4 rushing)

PATTERSON'S 100-YARD GAMES - RECEIVING

GAME	Rec/Yds/TD
@ Baltimore, 12/8/13	5/141/1

PATTERSON'S 100-YARD GAMES - RUSHING

GAME	Rush/Yds/TD
@ St. Louis, 9/7/14	3/102/1

PATTERSON'S CAREER GAME-BY-GAME (* Starts; 100-yard games bold)

2013	MINNESOTA	No.	RECEIVING				Att.	RUSHING			
			Yards	Avg.	Long	TD		Yards	Avg.	Long	TD
9/8	@ Detroit	1	10	10	10	0	0	0	0	0	0
9/15	@ Chicago	2	14	7	14	0	0	0	0	0	0
9/22	Cleveland	2	49	24.5	37	0	1	0	0	0	0
9/29	Pittsburgh	1	9	9	9	0	0	0	0	0	0
10/13	Carolina	2	3	1.5	5	0	0	0	0	0	0
10/21	@ NY Giants	3	22	7.3	15	0	1	2	2	2	0
10/27	Green Bay	2	26	13	17	0	0	0	0	0	0
11/3	@ Dallas	3	13	4.3	5	0	0	0	0	0	0
11/7	Washington	2	22	11	20	1	0	0	0	0	0
11/17	@ Seattle*	3	28	9.3	15	0	0	0	0	0	0
11/24	@ Green Bay	8	54	6.8	21	0	0	0	0	0	0
12/1	Chicago*	1	4	4	4	0	2	27	13.5	33t	1
12/8	@ Baltimore*	5	141	28.2	79t	1	1	6	6	6	0
12/15	Philadelphia*	5	35	7.9	11	1	2	15	7.5	12	0
12/22	@ Cincinnati*	3	8	2.7	11	0	3	54	18	35t	1
12/29	Detroit*	2	31	15.5	23	1	2	54	27	50t	1
Totals	GP/GS: 16/6	45	469	10.4	79t	4	12	158	13.2	50t	3

2014	MINNESOTA	No.	RECEIVING				Att.	RUSHING			
			Yards	Avg.	Long	TD		Yards	Avg.	Long	TD
9/7	@ St. Louis*	3	26	8.7	13	0	3	102	34	67t	1
9/14	New England*	4	56	14	26	0	0	0	0	0	0
9/21	@ New Orleans	4	61	15.3	28	0	1	-7	-7	-7	0
9/28	Atlanta*	2	38	19	22	0	0	0	0	0	0
10/2	@ Green Bay*	2	8	4	6	0	0	0	0	0	0
10/12	Detroit*	2	15	7.5	9	0	1	2	2	2	0
10/19	@ Buffalo	2	9	4.5	5	1	1	3	3	3	0
10/26	@ Tampa Bay*	6	86	14.3	28	0	1	10	10	10	0
11/2	Washington*	1	9	9	9	0	0	0	0	0	0
11/16	@ Chicago	2	24	12	17	0	1	3	3	3	0
11/23	Green Bay	2	18	9	10	0	0	0	0	0	0
11/30	Carolina	0	0	0	0	0	0	0	0	0	0
12/7	New York Jets	0	0	0	0	0	1	6	6	6	0
12/14	@ Detroit	2	16	8	9	0	0	0	0	0	0
12/21	@ Miami	1	18	18	18	0	1	-2	-2	-2	0
12/28	Chicago	0	0	0	0	0	0	0	0	0	0
Totals	GP/GS: 16/7	33	384	11.6	28	1	10	117	11.7	67t	1

2015	MINNESOTA	Att.	RECEIVING				No.	RUSHING			
			Yards	Avg.	Long	TD		Yards	Avg.	Long	TD
9/14	@ San Francisco	1	1	1.0	1	0	0	0	0.0	0	0
9/20	Detroit	0	0	0.0	0	0	0	0	0.0	0	0
9/27	San Diego	0	0	0.0	0	0	1	9	9.0	9	0
10/4	at Denver*	1	9	9.0	9	0	0	0	0.0	0	0
10/18	Kansas City	0	0	0.0	0	0	0	0	0.0	0	0
10/25	@ Detroit	0	0	0.0	0	0	0	0	0.0	0	0
11/1	@ Chicago	0	0	0.0	0	0	0	0	0.0	0	0
11/8	St. Louis	0	0	0.0	0	0	0	0	0.0	0	0
11/15	@ Oakland	0	0	0.0	0	0	1	6	6.0	6	0
11/22	Green Bay	0	0	0.0	0	0	0	0	0.0	0	0
11/29	@ Atlanta	0	0	0.0	0	0	0	0	0.0	0	0
12/6	Seattle	0	0	0.0	0	0	0	0	0.0	0	0
12/10	@ Arizona	0	0	0.0	0	0	0	0	0.0	0	0
12/20	Chicago	0	0	0.0	0	0	0	0	0.0	0	0
12/27	NY Giants	0	0	0.0	0	0	0	0	0.0	0	0
1/3/16	@ Green Bay	0	0	0.0	0	0	0	0	0.0	0	0
Totals	GP/GS: 16/1	2	10	5.0	9	0	2	15	7.5	9	0

PLAYOFFS

1/10/16	Seattle	0	0	0.0	0	0	0	0	0.0	0	0
---------	---------	---	---	-----	---	---	---	---	-----	---	---

2016.....MINNESOTA.....Att.	RECEIVING					RUSHING				
	Yards	Avg.	Long	TD	No.	Yards	Avg.	Long	TD	
9/11.....@ Tennessee.....1	6	6.0	6	0	1	8	8.0	8	0	
9/18.....vs. Green Bay.....0	0	0.0	0	0	1	-2	-2.0	2	0	
9/25.....@ Carolina*.....1	8	8.0	8	0	0	0	0.0	0	0	
10/3.....vs. NY Giants.....5	38	7.6	21	0	1	2	2.0	2	0	
10/9.....vs. Houston*.....4	39	9.8	15	1	1	7	7.0	7	0	
10/23.....@ Philadelphia*.....7	67	9.6	15	1	0	0	0.0	0	0	
10/31.....@ Chicago.....3	36	12.0	21	0	0	0	0.0	0	0	
11/6.....vs. Detroit.....6	45	7.5	13	0	0	0	0.0	0	0	
11/13.....@ Washington.....										
11/20.....vs. Arizona.....										
11/24.....@ Detroit.....										
12/1.....vs. Dallas.....										
12/11.....@ Jacksonville.....										
12/18.....vs. Indianapolis.....										
12/24.....@ Green Bay.....										
1/1/17.....vs. Chicago.....										
Totals.....GP/GS: 8/4.....27	239	8.8	21	2	4	15	3.8	8	0	

KICKOFF RETURNS

2013.....MINNESOTA.....No	Yards	Avg.	Lg	TD
9/8.....@ Detroit.....2	54	27.0	30	0
9/15.....@ Chicago.....3	149	49.7	105t	1
9/22.....Cleveland.....2	59	29.5	30	0
9/29.....Pittsburgh.....5	144	28.8	42	0
10/13.....Carolina.....0	0	0.0	0	0
10/21.....@ NY Giants.....1	69	69.0	69	0
10/27.....Green Bay.....5	228	45.6	109t	1
11/3.....@ Dallas.....4	105	26.3	45	0
11/7.....Washington.....2	37	18.5	23	0
11/17.....@ Seattle*.....4	117	29.3	35	0
11/24.....@ Green Bay.....4	126	31.5	57	0
12/1.....Chicago*.....0	0	0.0	0	0
12/8.....@ Baltimore*.....4	111	27.8	42	0
12/15.....Philadelphia*.....0	0	0.0	0	0
12/22.....@ Cincinnati*.....4	143	35.8	48	0
12/29.....Detroit*.....3	51	17.0	23	0
Totals.....43	1,393	32.4	109t	2

2014.....MINNESOTA.....No	Yards	Avg.	Lg	TD
9/7.....@ St. Louis*.....2	48	24.0	29	0
9/14.....New England*.....1	23	23.0	23	0
9/21.....@ New Orleans.....4	120	30.0	43	0
9/28.....Atlanta*.....2	86	43.0	49	0
10/2.....@ Green Bay*.....3	59	19.7	27	0
10/12.....Detroit*.....1	15	15.0	15	0
10/19.....@ Buffalo.....3	40	13.3	24	0
10/26.....@ Tampa Bay*.....3	79	26.3	31	0
11/2.....Washington*.....3	70	23.3	32	0
11/16.....@ Chicago.....1	21	21.0	21	0
11/23.....Green Bay.....2	75	37.5	42	0
11/30.....Carolina.....1	28	28.0	28	0
12/7.....New York Jets.....4	86	21.5	29	0
12/14.....@ Detroit.....2	74	37.0	51	0
12/21.....@ Miami.....2	47	23.5	29	0
12/28.....Chicago.....0	0	0.0	0	0
Totals.....34	871	25.6	51	0

THE CORDARRELLE DEAL

Cordarrelle Patterson has re-written the Vikings record book on kickoff return prowess in his 3+ seasons.

VIKINGS CAREER KO RETURN TDs

PLAYER.....	TDs
Percy Harvin.....	5
Cordarrelle Patterson.....	4
11 others tied with.....	1

VIKINGS SINGLE-SEASON KO RETURN TDs

PLAYER, GAME.....	TDs
Cordarrelle Patterson, 2015 (93t, 101t).....	2
Cordarrelle Patterson, 2013 (105t, 109t).....	2
Percy Harvin, 2009 (101t, 88t).....	2

LONGEST KO RETURNS IN VIKINGS HISTORY

PLAYER, GAME.....	YARDS
Cordarrelle Patterson, vs. Green Bay, 10/27/13.....	109t
Cordarrelle Patterson, at Chicago, 9/15/13.....	105t
Percy Harvin, at Detroit, 9/30/12.....	105t

LONGEST PLAYS IN NFL HISTORY

PLAYER, GAME.....	YARDS
Cordarrelle Patterson, Minn vs. GB, 10/27/13.....	109t KOR
Antonio Cromartie, SD at Minn, 11/4/07....	109t Missed FG Ret.
5 others tied at.....	108t

VIKINGS KO RETURN AVERAGE IN A SEASON

PLAYER, SEASON.....	AVG
Cordarrelle Patterson, 2013.....	32.4
Cordarrelle Patterson, 2015.....	31.8
Aundrae Allison, 2007.....	28.7

NFL KO RETURN AVERAGE IN A SEASON SINCE 1970 MERGER

PLAYER, SEASON.....	AVG
Jim Duncan, Baltimore, 1970.....	35.4
Ron Brown, LA Rams, 1985.....	32.8
Cecil Turner, Chicago, 1970.....	32.7
Cordarrelle Patterson, 2013.....	32.4

VIKINGS KO RETURN AVERAGE IN A CAREER

PLAYER, SEASON.....	AVG
Cordarrelle Patterson.....	29.2
Percy Harvin.....	27.9

VIKINGS CAREER KO RETURN YARDS

PLAYER.....	YDS
Darrin Nelson.....	3,619
Cordarrelle Patterson.....	3,528

VIKINGS CAREER 50+ YARD KO RETURNS

PLAYER.....	50+ KORs
Cordarrelle Patterson.....	11
Percy Harvin.....	9

2015	MINNESOTA	No	Yards	Avg.	Lg	TD
9/14	@ San Francisco	1	21	21.0	21	0
9/20 Detroit	2	62	31.0	33	0
9/27 San Diego	2	53	26.5	32	0
10/4 @ Denver*	2	34	17.0	20	0
10/18 Kansas City	2	51	25.5	33	0
10/25 @ Detroit	4	107	26.8	30	0
11/1 @ Chicago	2	43	21.5	26	0
11/8 St. Louis	3	75	25.0	42	0
11/15 @ Oakland	1	93	93.0	93t	1
11/22 Green Bay	3	103	34.4	52	0
11/29 @ Atlanta	0	0	0.0	0	0
12/6 Seattle	5	198	39.6	101t	1
12/10 @ Arizona	3	93	31.0	41	0
12/20 Chicago	0	0	0.0	0	0
12/27 NY Giants	1	16	16.0	16	0
1/3/16 @ Green Bay	1	70	70.0	70	0
Totals		32	1,019	31.8	101t	2

PLAYOFFS

1/10/16 Seattle	3	65	21.7	34	0
---------	---------------	---	----	------	----	---

2016	MINNESOTA	No	Yards	Avg.	Lg	TD
9/11 @ Tennessee	1	61	61.0	61	0
9/18 vs. Green Bay	2	62	21.0	37	0
9/25 @ Carolina*	2	40	20.0	25	0
10/3 vs. NY Giants	1	29	29.0	29	0
10/9 vs. Houston*	1	17	17.0	17	0
10/23 @ Philadelphia*	0	0	0.0	0	0
10/31 @ Chicago	2	36	18.0	21	0
11/6 vs. Detroit	3	87	29.0	32	0
11/13 @ Washington					
11/20 vs. Arizona					
11/24 @ Detroit					
12/1 vs. Dallas					
12/11 @ Jacksonville					
12/18 vs. Indianapolis					
12/24 @ Green Bay					
1/1/17 vs. Chicago					
Totals		12	332	27.6	61	0

RUNNING DOWN A DREAM

Cordarrelle Patterson proved he is a threat to score any way at any time during his first 3 years in the NFL. He set an NFL record since the 1970 merger with 3 rushing TDs by a WR in 2013 and has tied the Vikings career record for rushing TDs by a WR with 4. In 2014, his opening day 67-yard rushing TD at St. Louis (9/7/14) was the longest by a WR in franchise history. A big-play threat during his opening 3 seasons, Patterson has etched his name throughout the Vikings record book and looks to build on his resume in 2016.

RUSHING TDs IN A SEASON BY WRs SINCE 1970 MERGER

PLAYER	TDs
Cordarrelle Patterson, 2013	3
Jerry Rice, 1994	2
Percy Harvin, 2011	2

CAREER RUSHING TDs BY VIKINGS WRs

PLAYER	TDs
Cordarrelle Patterson	4
Percy Harvin	4

LONGEST RUSHES BY VIKINGS WRs

PLAYER, GAME	YDS
Cordarrelle Patterson, @ St. Louis, 9/7/14	67t
Bob Grim, at NY Giants, 10/31/71	54
Cordarrelle Patterson, vs. Detroit, 12/29/13	50t


CAREER RUSHING YARDS BY VIKINGS WRs


PLAYER, GAME	YDS
1) Percy Harvin, 2009-12	683
2) Cordarrelle Patterson, 2013	305
3) Anthony Carter, 1985-93	290

TRIPLE THREAT

Only 6 players in the history of the NFL, and 3 since the merger, have scored 4+ KR TDs, 4+ rushing TDs and 6+ receiving TDs, including Cordarrelle Patterson.

PLAYER, YEARS	TDs
Ollie Matson, 1952-66	72 (40 rush, 23 rec, 6 KOR, 3 PR)
Bobby Mitchell, 1958-68	91 (65 rec, 18 rush, 5 KOR, 3 PR)
Timmy Brown, 1959-68	64 (31 rush, 26 rec, 5 KOR, 1 PR, 1 pass)
Gale Sayers, 1965-71	57 (39 rush, 9 rec, 6 KOR, 2 PR, 1 pass)
Percy Harvin, 2009-15	32 (22 rec, 5 rush, 5 KOR)
Cordarrelle Patterson, 2013	15 (7 rec, 4 rush, 4 KOR)





ADRIAN PETERSON #28

POSITION: RUNNING BACK
HEIGHT/WEIGHT: 6-1/220
DOB: 3-21-85
HOMETOWN: PALESTINE, TX

COLLEGE: OKLAHOMA
ACQUIRED: D1 (#7) '07
NFL SEASON: 10
VIKINGS SEASON: 10

2016 GP/GS
2/2

Career GP/GS
122/115

Playoffs GP/GS
5/5

• In 2012 became 3rd Vikings player to earn NFL MVP honors, joining Alan Page (1971) and Fran Tarkenton (1975).

• Has led the NFL in rushing 3 times and posted the 2nd-best rushing yardage season in NFL history in 2012 at 2,097 yards.

• Set NFL single-game rushing record with 296 yards vs. San Diego in 2007, the 8th game of his career.

OFF THE FIELD Recently opened O Athletic, a 35,000-square-foot gym, where he trains in the offseason, in Houston...Has taken mission trips to Africa in recent offseasons, working with Starkey Hearing to provide hearing aids to disadvantaged children and adults, joining other NFL stars on the trips...Addressed crowd following game vs. Detroit (12/29/13) as part of the closing ceremonies at Mall of America Field following the final game at the stadium...Works with youth through his All Day Foundation, with the motto "Giving Back Every Day, All Day"...Has hosted Special Olympics of Minnesota Punt, Pass and Kick events at Winter Park...Comes from an athletic family as mother, Bonita Jackson, was a track and field star and father, Nelson Peterson, was a collegiate basketball player at Idaho State...His uncle, Ivory Lee Brown, was an NFL player and suited up for the Vikings in 1993...Majored in sociology...Active yearly around Holiday season through "Shop With A Viking" program...Sponsors an AAU girl's basketball team in Texas-the AD Elite team...Married to wife, Ashley.

HONORS Named 2012 **NFL MVP**...Selected 2012 **NFL Offensive Player of the Year**...2008, 2009, 2012, 2015 *Associated Press* **All-Pro** 1st Team and 2nd-Team honoree in 2007 and 2013...2008 and 2012 **Bert Bell Player of the Year** Award winner by Maxwell Club...Named to **50 Greatest Vikings** team as part of 50th season celebration in 2010...Named to **VIKINGS All-Mall of America Field Team** in 2013 in honoring the final season in the Dome...2008, 2015 **FedEx Ground Player of the Year**...2007, 2008, 2009, 2012, 2015 **Pro Bowl** starter, 2010 and 2013 **Pro Bowl** selection but not a starter...**Pro Bowl MVP** as a rookie...2007 *Associated Press* **Offensive Rookie of the Year**...2007 **Diet Pepsi NFL Rookie of the Year**...2007, 2008, 2010, 2012 and 2013 **Vikings Offensive MVP** as voted by teammates...2007 *Pro Football Weekly* **All-Rookie Team**...**NFL Rookie of the Month** in September 2007 and October 2007...**NFC Offensive Player of the Month** in November 2015...**NFC Offensive Player of the Week** at Chicago (10/14/07), vs. San Diego (11/4/07), vs. Green Bay (11/9/08), vs. Detroit (9/26/09), vs. Arizona (10/9/11)...**FedEx Ground Player of the Week** at Chicago (10/14/07), vs. San Diego (11/4/07), vs. Arizona (10/9/11), vs. Arizona (10/21/12), vs. Pittsburgh (9/29/13), vs. Chicago (12/1/13), at Oakland (11/29/15), at Atlanta (11/29/15).

PRO Bounced back in 2015 from nearly a year hiatus to lead the NFL in rushing for the 3rd time in his career with 1,485 yards on the ground...In 9 NFL seasons, he has posted 7 of the top 10 single-season rushing yardage marks in Vikings history...Moved into 9th in NFL history with 97 career rushing TDs and moved to 16th in NFL history with 11,706 career rushing yards...Tied NFL record held by O.J. Simpson with 6 career games with 200+ rushing yards...Notched 2nd-best single-season rushing mark in NFL history with 2,097 yards in 2012...Set team record with 10 games of 100+ rushing in 2008 and 2012...Holds Vikings career record with 97 rushing TDs...Posted 10+ rushing

TDs in 8 NFL seasons, joining only LaDainian Tomlinson as the only players who have achieved the feat in NFL history...Holds Vikings career rushing yardage record at 11,675...Ranks 1st in team history for career 100-yard rushing games with 49, passing Robert Smith's 29...Set Vikings record with 18 rushing TDs in 2009 and ranks 2nd in team history for total TDs in a season, trailing Chuck Foreman's 22 in 1975...Holds Vikings record with 20 career runs of 50+ yards...Became the 1st Viking to lead the NFL in rushing in 2008...Tabbed by the Maxwell Club as the **Bert Bell Award** winner as the Player of the Year in 2008 and 2012...Rewrote the Vikings rookie record book with one of the biggest debut seasons in NFL history en route to the **NFL Offensive Rookie of the Year** and **Diet Pepsi NFL Rookie of the Year** awards...Set NFL single-game rushing mark with 296 yards vs. San Diego (11/4/07)...Came to the Vikings as the 10th RB selected by the team in the 1st round...The only Vikings RBs selected as high or higher were Tommy Mason (#1, 1961), Clinton Jones (#2, 1967) and Darrin Nelson (#7, 1982).

2016 Placed on Injured Reserve on 9/23...Had 12 carries for 19 yards before leaving with a torn meniscus vs. Green Bay (9/18)...Totalled 31 yards on 19 rushing attempts at Tennessee (9/11).

2015 Led NFL in rushing for the 3rd time in his career, posting 1,485 yards on the ground...Earned consensus 1st-Team **All-Pro** honors and **Pro Bowl** berth...Named **FedEx Ground Player of the Year**...Ran for season-best 203 yards at Oakland (11/15), his 6th career game over the 200-yard plateau, tied with O.J. Simpson for the most in NFL history...His 1,485 yards is the 3rd-highest mark of his career and the 4th-best single-season mark in Vikings history...Broke the 100-yard mark in 7 games, the 4th-best total in Vikings history...Tied for NFL lead with 11 rushing TDs on the season...Ranked 3rd in NFL in total yards from scrimmage with 1,707 (1,485 rushing, 222 receiving).

2014 Appeared in 1 game during the season due to being placed on the Commissioner's Exempt List along with a suspension...Started at St. Louis (9/7) and rushed for 75 yards on 21 carries and caught 2 passes for 18 yards.

2013 Earned 2nd-Team *Associated Press* **All-Pro** honors, his 5th time being 1st or 2nd-team in his 7-year career...Selected to **Pro Bowl** but did not play due to injury...Ran for 1,000+ yards for 6th time in his 7 seasons...Notched 7th straight season with 10+ rushing TDs...Set career high with 35 carries vs. Chicago (12/1) and season-high 211 yards rushing, his 5th career game with 200+...Surpassed 10,000 career rushing yards vs. Chicago (12/1)...Had 146 yards at Green Bay (11/24) and notched a rushing TD...Rushed for 140 yards at Dallas (11/3)...Ran for 2 TDs vs. Washington (11/7)...Notched a pair of rushing TDs and ran for 140 yards in International Series game vs. Pittsburgh (9/29) in London, scoring on runs of 60 and 7 yards...Ran for 100 yards at Chicago (9/15)...Took the 1st offensive play of the season for the Vikings for a 78-yard TD run at Detroit (9/8), matching Robert Smith's team record for longest opening-day run and setting an NFL record for the longest TD run on a player's first carry in a season since the 1970 merger...Tied career high with 3 TDs in opener at Detroit, scoring 2 rushing TDs and 1 receiving score.

2012 Earned **NFL MVP**, **Offensive Player of the Year** and **1st-Team All-Pro** honors by *Associated Press* following offseason knee surgery...Became only the 3rd Vikings player to take home NFL MVP, joining Alan Page in 1971 and Fran Tarkenton

in 1975...Ran for 2,097 yards, the 2nd-best mark in NFL history behind Eric Dickerson's 2,105...Tied his own team record with 10 games of 100+ yards on the season and 2 games of 200+ on the season...Matched NFL record held by Earl Campbell in 1980 with 7 games with 150+ yards...Tied NFL record with 7 runs of 50+ yards on the season, matching Barry Sanders in 1997...Broke Vikings career rushing yardage record in season opener vs. Jacksonville (9/9)...Set NFL record for rushing yards in a month when he amassed 861 yards during December...Posted career-long 82-yard TD run in a pair of games, at Green Bay (12/2) and at St. Louis (12/16).

2011 Ran for 970 yards in 12 games during the season, falling just 66 yards shy of the Vikings career rushing yards record...Broke the Vikings career rushing TDs record vs. Tampa Bay (9/18) with his 53rd career score on a 1-yard run in the 1st quarter...Missed 3 games following ankle injury suffered vs. Oakland (11/20)...Had season cut short by knee injury at Washington (12/24), going on injured reserve before the season finale...Ended season with 12 rushing TDs, giving him 64 for his career...Ranked 3rd in NFL with 12 rushing TDs...Broke the 100-yard mark 3 times during the season, moving his career total to 27...Tied Vikings record and career-best with 3 rushing TDs vs. Arizona (10/9) in the 1st win of the season...Named **NFC Offensive Player of the Week** and **FedEx Ground Player of the Week** vs. Arizona...Posted season-best 175 yards on the ground vs. Green Bay (10/23).

2010 Earned 4th trip to **Pro Bowl**...Rushed for 1,298 yards, the 6th-best total in team history...Tied for Vikings career rushing TDs record with 52, matching total of Chuck Foreman and Bill Brown...Tied for the 5th-best mark in Vikings history with 12 rushing TDs...Notched career-long rush with 80-yard TD burst vs. Detroit (9/26)...Moved into 3rd place in team history for career rushing yards with 5,782...Had 5 games with 100+ yards rushing, giving him 24 games over the 100-yard mark for his career...Notched his 4th career 3-rushing TD game vs. Buffalo (12/5)...Had a streak of 350 offensive touches without a fumble (11/29/09-12/28/10), the 2nd-longest streak in Vikings history.

2009 Earned 1st-Team *Associated Press All-Pro* and selected to the **Pro Bowl**...Set Vikings record with 18 rushing TDs and led all NFL non-kickers in scoring...Posted the 4th-highest single-season rushing total in team history...Teamed with Sidney Rice to form the NFC's top rushing-receiving tandem with a combined 2,695 yards (1,383 rushing/1,312 receiving)...Moved into tie for 3rd in team history with 40 career rushing TDs...Moved into 2nd in Vikings history with 19 career 100-yard rushing games...Ranked 2nd in the NFC in rushing yards...Had career-best 43 receptions for 436 yards...Ran for 3 TDs to set a team playoff record and tied a team playoff record with 3 total TDs with his performance at New Orleans (1/24/10) in NFC Championship game...His 122 rushing yards at New Orleans are the 3rd most in a playoff game in Vikings history...Set a Vikings opening-day record with 180 yards rushing at Cleveland (9/13).

2008 Led NFL in rushing and set a then-Vikings single-season record with 1,760 yards, becoming the 1st Vikings RB to lead the League in rushing yards...Recognized by Maxwell Club with the **Bert Bell Player of the Year** award, 1st-Team *Associated Press All-Pro* honoree, **Pro Bowl** starter and voted by teammates as **Vikings Offensive MVP**...Tied for 2nd in *Associated Press* voting for Offensive Player of the Year and finished 4th in AP polling for NFL MVP...Set Vikings record with 10 games over the 100-yard mark...Set team record for rushing attempts with 363, breaking the old record held by Chester Taylor in 2006 by 60 carries...Set then-Vikings record for yards rushing per game at 110.0...Ran for 192 yards vs. Green Bay (11/9)...Named the **NFC Offensive Player of the Week** for his performance vs. Green Bay (11/9) along with **FedEx Ground Player of the Week**...Earned **FedEx Ground Player of the Week** honors for games vs. Houston (11/2) and at Arizona (12/14).

2007 Burst onto the NFL scene with a record-breaking rookie season...Earned **Offensive Rookie of the Year** honors from *Associated Press* and Diet Pepsi **Rookie of the Year**...Named a starter in the **Pro Bowl** and earned MVP of the game...Led the NFC with 1,341 rushing yards, ranked 2nd in the NFL and had the 5th-best single season in Vikings history, 2nd-best at the time...Set an NFL single-game record with 296 rushing yards vs. San Diego (11/4), breaking the old record of 295 by Jamal Lewis...Set the #1 and #2 single-game rushing totals in Vikings history with the 296 vs. San Diego and 224 at Chicago (10/14)...Teamed with Chester Taylor to set a Vikings record for combined rushing yards with 2,185...The Vikings set a team rushing record with 2,634 yards and helped team rank #1 in the NFL in rushing offense...Led the NFL in rushing yards per game with 95.8...Set then-Vikings record with an average of 5.6 yards per carry...Set then-Vikings record with 4 rushes of 50+ yards during the season and tied a Vikings record with 7 plays of 50+ yards (4 runs, 1 reception, 2 kickoff returns).

COLLEGE A 3-time All-Big 12 1st-Team honoree...2004 Heisman Trophy runner-up...2004 AP 1st-Team All-America, the 1st OU true freshman to earn the honor and the 1st true freshman on the team since 1996 (Dre Bly)...Played 31 games over 3 seasons...Set the school record with 1,925 yards as a freshman in 2004, breaking Billy Sims' record of 1,896 in 1978...Broke Ron Dayne's NCAA freshman rushing record...Ranks 3rd in OU history with 4,045 yards and 4th with 41 rushing TDs...The only OU RBs with more career yards are Billy Sims and Joe Washington...Broke the 100-yard mark 22 times in 31 games.

PREP Was the consensus National Player of the Year as a senior at Palestine (TX) High...Broke the 2,000-yard mark as a junior and senior, going for 2,051 as a junior and 2,960 as a senior with 22 TDs as a junior and 32 as a senior...Named to Army All-America Game and given Hall Trophy as Army National Player of the Year...Competed in basketball and track...Finished 2nd in 100m at state meet.



Adrian Peterson bounced back in 2015 from nearly a year hiatus to lead the NFL in rushing for the 3rd time in his career with 1,485 yards on the ground. Peterson capped off his 2015 season by helping lead the Vikings to a NFC North Title with a victory at Lambeau Field in Week 17.

PETERSON'S NFL TOTALS

Year	GP/GS	RUSHING					RECEIVING				
		No.	Yds.	Avg.	Lg	TD	No.	Yds.	Avg.	Lg	TD
2007 (Min)	14/9	238	1,341	5.6	73t	12	19	268	14.1	60t	1
2008 (Min)	16/15	363	1,760	4.8	67t	10	21	125	6.0	16	0
<i>Playoffs</i>	<i>1/1</i>	<i>20</i>	<i>83</i>	<i>4.2</i>	<i>40t</i>	<i>2</i>	<i>0</i>	<i>0</i>	<i>0.0</i>	<i>0</i>	<i>0</i>
2009 (Min)	16/15	314	1,383	4.4	64t	18	43	436	10.1	63	0
<i>Playoffs</i>	<i>2/2</i>	<i>51</i>	<i>185</i>	<i>3.6</i>	<i>27</i>	<i>3</i>	<i>3</i>	<i>33</i>	<i>11.0</i>	<i>19</i>	<i>0</i>
2010 (Min)	15/15	283	1,298	4.6	80t	12	36	341	9.5	34	1
2011 (Min)	12/12	208	970	4.7	54	12	18	139	7.7	22	1
2012 (Min)	16/16	348	2,097	6.0	82t	12	40	217	5.4	20	1
<i>Playoffs</i>	<i>1/1</i>	<i>22</i>	<i>99</i>	<i>4.5</i>	<i>18</i>	<i>0</i>	<i>1</i>	<i>8</i>	<i>8.0</i>	<i>8</i>	<i>0</i>
2013 (Min)	14/14	279	1,266	4.5	78t	10	29	171	5.9	22	1
2014 (Min)	1/1	21	75	3.6	17	0	2	18	9.0	9	0
2015 (Min)	16/16	327	1,485	4.5	80t	11	30	222	7.4	49	0
<i>Playoffs</i>	<i>1/1</i>	<i>23</i>	<i>45</i>	<i>2.0</i>	<i>13</i>	<i>0</i>	<i>2</i>	<i>13</i>	<i>6.5</i>	<i>8</i>	<i>0</i>
2016 (Min)	2/2	31	50	1.6	9	0	2	7	3.5	7	0
Total	122/115	2,412	11,725	4.9	82t	97	240	1,944	8.1	63	5
<i>Playoffs</i>	<i>5/5</i>	<i>116</i>	<i>412</i>	<i>3.6</i>	<i>40t</i>	<i>5</i>	<i>6</i>	<i>54</i>	<i>9.0</i>	<i>19</i>	<i>0</i>

KICKOFF RETURNS

Year	No.	Yds.	Avg.	Lg	TD
2007 (Minn)	16	412	25.8	53	0
2008 (Minn)	1	16	16.0	16	0
<i>Playoffs</i>	<i>1</i>	<i>20</i>	<i>20.0</i>	<i>20</i>	<i>0</i>
Total	17	428	25.2	53	0
<i>Playoffs</i>	<i>1</i>	<i>20</i>	<i>20.0</i>	<i>20</i>	<i>0</i>

SINGLE-GAME CAREER HIGHS

Rushing Attempts.....35.....vs. Chicago, 12/1/13
 Rushing Yards.....296.....vs. San Diego, 11/4/07
 Long Rush.....82t.....at GB, 12/2/12; at St. L., 12/16/12
 Rushing TDs.....3.....5x, last vs. Arizona, 10/9/11
 Receptions.....7.....at Washington, 10/14/12
 Receiving Yards.....76.....at Carolina, 10/30/11
 Receiving TD.....1.....5x, last at Detroit, 9/8/13
 Long Reception.....63.....at Carolina, 12/20/09
 Kickoff Returns.....4.....at Chicago, 10/14/07
 Kickoff Return Yds....128.....at Chicago, 10/14/07
 Long Kickoff Return....53.....at Chicago, 10/14/07

CARRYING THE LOAD

Adrian Peterson's 96.1 yards per game and his yards per carry ranks among all-time leaders with a minimum of 1,000 attempts.

NFL CAREER YARDS PER GAME RUSHING (MIN. 100 GAMES) PLAYER, GAMES.....YDS/GM

Jim Brown, 118	104.3
Barry Sanders, 153	99.8
Adrian Peterson, 122	96.1
Eric Dickerson, 146	90.8

NFL CAREER YARDS PER CARRY (MIN. 1,000 ATTEMPTS) PLAYER, ATT/YDS.....AVG

Jamaal Charles, 1,332 att/7,260 yds	5.45
Jim Brown, 2,539 att/12,312 yds	5.22
Barry Sanders, 3,062 att/15,269 yds	4.99
Adrian Peterson, 2,412 att/11,725 yds	4.86

BIG-PLAY POTENTIAL

Adrian Peterson has showcased his ability to change games by running the ball, catching passes and fielding returns.

PETERSON'S LONGEST PLAYS (6 Int'l Series)

OPPONENT.....PLAY

@ St. Louis, 12/16/12	82t rush
@ Green Bay, 12/2/12	82t rush
vs. Detroit, 9/26/10	80t rush
@ Oakland, 11/15/15	80t rush
@ Detroit, 9/8/13	78t rush
@ Detroit, 10/25/15	75 rush
@ Seattle, 11/4/12	74 rush
at Chicago, 10/14/07	73t rush
vs. NY Giants, 12/28/08	67t rush
at Chicago, 10/14/07	67t rush
vs. Tampa Bay, 10/25/12	64t rush
at Cleveland, 9/13/09	64t rush
vs. San Diego, 11/4/07	64t rush
at Carolina, 12/20/09	63 reception
vs. Detroit, 11/11/12	61t rush
vs. Atlanta, 9/9/07	60t reception
vs. Pittsburgh, 9/29/13	60t rush
vs. Chicago, 11/30/08	59 rush
vs. Baltimore, 10/18/09	58 rush
vs. Green Bay, 9/30/07	55 rush
at Chicago, 10/19/08	54t rush
vs. Green Bay, 10/23/11	54 rush
at Chicago, 10/14/07	53 kickoff return
@ St. Louis, 12/16/12	52 rush
@ Dallas, 11/1/13	52 rush
vs. Chicago, 12/9/12	51 rush
vs. Green Bay, 9/30/07	51 kickoff return

A.D. FOR THE TD

Adrian Peterson cracked the NFL's top-10 all time in career rushing TDs with 97. He's poised to rush for his 100th career TD in 2016, a feat accomplished by only 8 NFL players.

NFL CAREER RUSHING TDs

Player, Years.....TDs

1) Emmitt Smith, 1990-04	164
2) LaDainian Tomlinson, 2001-11	145
3) Marcus Allen, 1982-97	123
4) Walter Payton, 1975-87	110
5) Jim Brown, 1957-65	106
6) John Riggins, 1971-85	104
7t) Shaun Alexander, 2000-08	100
7t) Marshall Faulk, 1994-05	100
9) Barry Sanders, 1989-98	99
10) Adrian Peterson, 2007-present	97
11t) Jerome Bettis, 1993-05	91
11t) Franco Harris, 1972-84	91

RACKING UP THE RECORDS

Adrian Peterson has notched 6 games of 200+ yards, a feat only achieved once by any other Viking.

VIKINGS SINGLE-GAME RUSHING YARDS

PLAYER, GAME	YARDS
Adrian Peterson, vs. San Diego, 11/4/07	296
Adrian Peterson, at Chicago, 10/14/07	224
Adrian Peterson, at St. Louis, 12/16/12	212
Adrian Peterson, vs. Chicago, 12/1/13	211
Adrian Peterson, at Green Bay, 12/2/12	210
Adrian Peterson, at Oakland, 11/15/15	203
Chuck Foreman, at Philadelphia, 10/24/76	200
Adrian Peterson, vs. Green Bay, 12/30/12	199

PETERSON'S RUSHING YARDS/NFL RANK

SEASON	YARDS/NFL RANK
2007	1,342/#2
2008	1,760/#1
2009	1,383/#5
2010	1,298/#6
2011	970/#18
2012	2,097/#1
2013	1,266/#5
2015	1,485/#1

PETERSON'S 100+ RUSHING GAMES (49 Reg Season, 1 Playoff)

GAME (+-starts; *-playoffs; †-Int'l Series)	YARDS-ATT-TD
vs. Atlanta, 9/9/07	103-19-0
@ Kansas City, 9/23/07+	102-25-1
vs. Green Bay, 9/30/07	112-12-0
@ Chicago, 10/14/07+	224-20-3
vs. San Diego, 11/4/07+	296-30-3
vs. Detroit, 12/2/07+	116-15-2
@ Green Bay, 9/8/08+	103-19-1
vs. Indianapolis, 9/14/08+	160-29-0
vs. Detroit, 10/12/08+	111-25-0
@ Chicago, 10/19/08+	121-22-2
vs. Houston, 11/2/08+	139-25-1
vs. Green Bay, 11/9/08+	192-30-1
vs. Chicago, 11/30/08+	131-28-1
@ Detroit, 12/7/08+	105-22-0
@ Arizona, 12/14/08+	165-28-0
vs. NY Giants, 12/28/08+	103-21-1
@ Cleveland, 9/13/09+	180-25-3
vs. Baltimore, 10/18/09+	143-22-0
vs. Detroit, 11/15/09+	133-18-2
@ New Orleans, 1/24/10*+	122-25-3
vs. Miami, 9/19/10+	28-145-1
vs. Detroit, 9/26/10+	23-160-2
@ Green Bay, 10/24/10+	28-131-1
vs. Buffalo, 12/5/10+	16-107-3
@ Philadelphia, 12/28/10+	22-118-1
vs. Tampa Bay, 9/18/11+	25-120-2
vs. Arizona, 10/9/11+	29-122-3
vs. Green Bay, 10/23/11+	24-175-1
@ Detroit, 9/30/12+	21-102-0
vs. Arizona, 10/21/12+	23-153-1
vs. Tampa Bay, 10/25/12+	15-123-1
@ Seattle, 11/4/12+	17-182-2
vs. Detroit, 11/11/12+	27-171-1
@ Chicago, 11/25/12+	18-108-0
@ Green Bay, 12/2/12+	21-210-1
vs. Chicago, 12/9/12+	31-154-2
@ St. Louis, 12/16/12+	24-212-1
vs. Green Bay, 12/30/12+	34-199-1
@ Chicago, 9/15/13+	26-100-0
vs. Pittsburgh, 9/29/13+ †	23-140-2
@ Dallas, 11/3/13+	25-140-1
@ Green Bay, 11/24/13+	32-146-1
vs. Chicago, 12/1/13+	35-211-0
vs. Detroit, 9/20/15+	29-134-0
vs. San Diego, 9/27/15+	20-126-2
@ Chicago, 11/1/15+	20-103-0
vs. St. Louis, 11/8/15+	29-125-1
@ Oakland, 11/15/15+	26-203-1
@ Atlanta, 11/29/15+	29-158-2
vs. NY Giants, 12/27/15+	22-104-1

PETERSON'S TOUCHDOWNS

Game (*playoffs, †International Series in London) Play

vs. Atlanta, 9/9/07	60 pass from T. Jackson
@ Kansas City, 9/23/07	11 run
@ Chicago, 10/14/07	67 run, 73 run, 35 run
@ Dallas, 10/21/07	20 run
vs. San Diego, 11/4/07	1 run, 64 run, 46 run
vs. Detroit, 12/2/07	16 run, 13 run
vs. Chicago, 12/17/07	1 run, 8 run
@ Green Bay, 9/8/08	3 run
@ Tennessee, 9/28/08	28 run, 3 run
@ Chicago, 10/19/08	1 run, 54 run
vs. Houston, 11/2/08	1 run
vs. Green Bay, 11/9/08	29 run
@ Jacksonville, 11/23/08	16 run
vs. Chicago, 11/30/08	1 run
vs. NY Giants, 12/30/08	67 run
vs. Philadelphia, 1/4/09*	40 run, 3 run
@ Cleveland, 9/13/09	1 run, 1 run, 64 run
@ Detroit, 9/20/09	27 run
vs. Green Bay, 10/5/09	1 run
@ St. Louis, 10/11/09	5 run, 7 run
@ Pittsburgh, 10/25/09	2 run
@ Green Bay, 11/1/09	1 run
vs. Detroit, 11/15/09	22 run, 1 run
vs. Chicago, 11/29/09	5 run
vs. Cincinnati, 12/13/09	1 run, 3 run
@ Carolina, 12/20/09	4 run
@ Chicago, 12/28/09	1 run, 1 run
vs. NY Giants, 1/3/10	1 run
@ New Orleans, 1/24/10*	19 run, 1 run, 2 run
vs. Miami, 9/19/10	1 run
vs. Detroit 9/26/10	6 run, 80 run
vs. Dallas, 10/17/10	1 run
@ Green Bay, 10/24/10	1 run
@ New England, 10/31/10	1 run
vs. Arizona, 11/7/10	12 pass from B. Favre, 4 run
@ Washington, 11/28/10	5 run
vs. Buffalo, 12/5/10	2 run, 3 run, 43 run
@ Philadelphia, 12/28/10	1 run
vs. Tampa Bay, 9/18/11	1 run, 9 run
vs. Detroit, 9/25/11	6 run
vs. Arizona, 10/9/11	4 run, 24 run, 14 run
@ Chicago, 10/16/11	4 run
vs. Green Bay, 10/23/11	1 run
@ Carolina, 10/30/11	19 pass from C. Ponder, 9 run
@ Green Bay, 11/14/11	3 run
vs. Oakland, 11/20/11	12 run
@ Washington, 12/24/11	1 run
vs. Jacksonville, 9/9/12	3 run, 2 run
vs. Arizona, 10/21/12	13 run
vs. Tampa Bay, 10/25/12	64 run
@ Seattle, 11/4/12	1 run, 4 run
vs. Detroit, 11/11/12	61 run
@ Green Bay, 12/2/12	82 run
vs. Chicago, 12/9/12	1 run, 1 run
@ St. Louis, 12/16/12	82 run
vs. Green Bay, 12/30/12	7 run, 2 pass from Ponder
@ Detroit, 9/8/13	78 run, 4 run, 4 pass from Ponder
vs. Cleveland, 9/22/13	2 run
vs. Pittsburgh, 9/29/13†	60 run, 7 run
vs. Green Bay, 10/27/13	8 run
@ Dallas, 11/3/13	11 run
vs. Washington, 11/7/13	18 run, 1 run
@ Green Bay, 11/24/13	1 run
vs. San Diego, 9/27/15	2 run, 43 run
@ Denver, 10/4/15	48 run
vs. St. Louis, 11/8/15	6 run
@ Oakland, 11/15/15	80 run
vs. Green Bay, 11/22/15	6 run
@ Atlanta, 11/29/15	1 run, 35 run
@ Arizona, 12/10/15	9 run
vs. NY Giants, 12/27/15	2 run
@ Green Bay, 1/3/16	3 run
Total	107 (102 regular season- 97 rushing, 5 receiving)

PETERSON'S CAREER GAME-BY-GAME (* Starts)

	RUSHING					RECEIVING				
	Yards	Avg.	Long	TD	No.	Yards	Avg.	Long	TD	
2007MINNESOTAAtt.										
9/9Atlanta.....19	103	5.4	15	0	1	60	60.0	60t	1	
9/16@ Detroit*.....20	66	3.3	11	0	4	52	13.0	24	0	
9/23@ Kansas City*.....25	102	4.1	16	1	3	48	16.0	35	0	
9/30Green Bay.....12	112	9.3	55	0	1	6	6.0	6	0	
10/14@ Chicago*.....20	224	11.2	73t	3	1	9	9.0	9	0	
10/21@ Dallas.....12	63	5.3	20t	1	1	12	12.0	12	0	
10/28Philadelphia*.....20	70	3.5	17	0	0	0	0.0	0	0	
11/4San Diego*.....30	296	9.9	64t	3	1	19	19.0	19	0	
11/11@ Green Bay*.....11	45	4.1	12	0	3	14	4.7	11	0	
11/18Oakland.....	INACTIVE									
11/25@ NY Giants.....	INACTIVE									
12/2Detroit*.....15	116	7.7	28	2	1	10	10.0	10	0	
12/9@ San Francisco.....14	3	0.2	4	0	0	0	0.0	0	0	
12/17Chicago*.....20	78	3.9	28	2	1	17	17.0	17	0	
12/23Washington*.....9	27	3.0	18	0	2	21	10.5	14	0	
12/30@ Denver.....11	36	3.3	8	0	0	0	0.0	0	0	
TotalsGP/GS: 14/9.....238	1,341	5.6	73t	12	19	268	14.1	60t	1	
2008MINNESOTAAtt.										
9/8@ Green Bay*.....19	103	5.4	34	1	1	11	11.0	11	0	
9/14Indianapolis*.....23	160	5.5	29	0	4	20	5.0	13	0	
9/21Carolina*.....17	77	4.5	14	0	0	0	0.0	0	0	
9/28@ Tennessee*.....18	80	4.4	28t	2	4	21	5.3	8	0	
10/6@ New Orleans*.....21	32	1.5	7	0	1	9	9.0	9	0	
10/12Detroit*.....25	111	4.4	13	0	1	-5	-5.0	-5	0	
10/19@ Chicago*.....22	121	5.5	54t	2	1	9	9.0	9	0	
11/2Houston*.....25	139	5.6	40	1	0	0	0.0	0	0	
11/9Green Bay*.....30	192	6.4	29t	1	3	33	11.0	16	0	
11/16@ Tampa Bay*.....19	85	4.5	22	0	1	3	3.0	3	0	
11/23@ Jacksonville.....17	80	4.7	21	1	0	0	0.0	0	0	
11/30Chicago*.....28	131	4.7	59	1	2	-1	-0.5	1	0	
12/7@ Detroit*.....22	105	4.8	25	0	1	15	15.0	15	0	
12/14@ Arizona*.....28	165	5.9	32	0	0	0	0.0	0	0	
12/21Atlanta*.....22	76	3.5	17	0	2	16	8.0	11	0	
12/30NY Giants*.....12	103	4.9	67t	1	0	0	0.0	0	0	
TotalsGP/GS: 16/15.....363	1,760	4.8	67t	10	21	125	6.0	16	0	
PLAYOFFS										
1/4/09Philadelphia.....20	83	4.2	40t	2	0	0	0.0	0	0	
2009MINNESOTAAtt.										
9/13@ Cleveland*.....25	180	7.2	64t	3	1	18	18.0	18	0	
9/20@ Detroit*.....15	92	6.1	27t	1	4	24	6.0	11	0	
9/27San Francisco*.....19	85	4.5	35	0	2	14	7.0	9	0	
10/5Green Bay*.....25	55	2.2	12	1	1	0	0.0	0	0	
10/11@ St. Louis*.....14	63	4.5	15	2	2	6	3.0	9	0	
10/18Baltimore*.....22	143	6.5	58	0	4	23	5.8	10	0	
10/25@ Pittsburgh.....18	69	3.8	19	1	4	60	15.0	29	0	
11/1@ Green Bay*.....25	97	3.9	33	1	1	44	44.0	44	0	
11/15Detroit*.....18	133	7.4	43	2	2	10	5.0	11	0	
11/22Seattle*.....24	82	3.4	16	0	4	16	4.0	11	0	
11/29Chicago*.....25	85	3.4	15	1	2	18	9.0	14	0	
12/6@ Arizona*.....13	19	1.5	11	0	6	46	7.7	21	0	
12/13Cincinnati*.....26	97	3.7	15	2	3	40	13.3	28	0	
12/20@ Carolina*.....12	35	2.9	10	1	3	73	24.3	63	0	
12/28@ Chicago*.....24	94	3.9	10	2	3	43	14.3	16	0	
1/3/10NY Giants*.....9	54	6.0	23	1	1	1	1.0	1	0	
TotalsGP/GS: 16/15.....314	1,383	4.4	64t	18	43	436	10.1	63	0	
PLAYOFFS										
1/17/10Dallas*.....26	63	2.4	11	0	1	19	19.0	19	0	
1/24/10 ...@ New Orleans*.....25	122	4.9	27	3	2	14	7.0	11	0	
TotalsGP/GS: 2/2.....51	185	3.6	27	3	3	33	11.0	19	0	

	RUSHING					RECEIVING				
	Yards	Avg.	Long	TD	No.	Yards	Avg.	Long	TD	
2010.....MINNESOTA.....Att.										
9/9.....@ New Orleans*.....19	87	4.6	14	0	3	14	4.7	11	0	
9/19.....Miami*.....28	145	5.2	23	1	5	41	8.2	16	0	
9/26.....Detroit*.....23	160	7.0	80t	2	5	30	6.0	17	0	
10/11.....@ NY Jets*.....18	88	4.9	30	0	1	20	20.0	20	0	
10/17.....Dallas*.....24	73	3.0	15	1	1	-2	-2.0	-2	0	
10/24.....@ Green Bay*.....28	131	4.7	17	1	2	41	20.5	26	0	
10/31.....@ New England*.....25	92	3.7	9	1	5	50	10.0	25	0	
11/7.....Arizona*.....15	81	5.4	30	1	4	63	15.8	33	1	
11/14.....@ Chicago*.....17	51	3.0	20	0	4	24	6.0	8	0	
11/21.....Green Bay*.....14	72	5.1	25	0	1	16	16.0	16	0	
11/28.....@ Washington*.....6	36	6.0	14	0	1	34	34.0	34	0	
12/5.....Buffalo*.....16	107	6.7	43t	3	1	1	1.0	1	0	
12/13.....NY Giants*.....14	26	1.9	7	0	0	0	0.0	0	0	
12/20.....Chicago.....INACTIVE										
12/28.....@ Philadelphia*.....22	118	5.4	27	1	1	11	11.0	11	0	
1/2/11.....@ Detroit*.....14	31	2.2	10	0	2	-2	-1.0	6	0	
Totals.....GP/GS: 15/15.....283	1,298	4.6	80t	12	36	341	9.5	34	1	
2011.....MINNESOTA.....Att.										
9/11.....@ San Diego*.....16	98	6.1	46	0	2	6	3.0	4	0	
9/18.....Tampa Bay*.....25	120	4.8	19	2	2	21	10.5	10	0	
9/25.....Detroit*.....17	78	5.0	43	1	4	19	4.8	7	0	
10/2.....@ Kansas City*.....23	80	3.5	14	0	1	3	3.0	3	0	
10/9.....Arizona*.....29	122	4.2	24	3	0	0	0.0	0	0	
10/16.....@ Chicago*.....12	39	3.3	8	1	1	0	0.0	0	0	
10/23.....Green Bay*.....24	175	7.3	54	1	1	0	0.0	0	0	
10/30.....@ Carolina*.....20	83	4.1	15	1	5	76	15.2	22	1	
11/14.....Green Bay*.....14	51	3.6	13	1	0	0	0.0	0	0	
11/20.....Oakland*.....6	26	4.3	12t	1	0	0	0.0	0	0	
11/27.....@ Atlanta.....INACTIVE										
12/4.....Denver.....INACTIVE										
12/11.....@ Detroit.....INACTIVE										
12/18.....New Orleans*.....10	60	6.0	39	0	0	0.0	0	0	0	
12/24.....@ Washington*.....12	38	3.2	12	1	2	14	7.0	9	0	
1/1/12.....Chicago.....INJURED RESERVE										
Totals.....GP/GS: 12/12.....208	970	4.7	54	12	18	139	7.7	22	1	
2012.....MINNESOTA.....Att.										
9/9.....Jacksonville*.....17	84	4.9	20	2	1	3	3.0	3	0	
9/16.....@ Indianapolis*.....16	60	3.8	6	0	3	20	6.7	20	0	
9/23.....San Francisco*.....25	86	3.4	20	0	2	21	10.5	12	0	
9/30.....@ Detroit*.....21	102	4.9	18	0	4	20	5.0	9	0	
10/7.....Tennessee*.....17	88	5.2	34	0	3	15	5.0	10	0	
10/14.....@ Washington*.....17	79	4.6	32	0	7	50	7.1	18	0	
10/21.....Arizona*.....23	153	6.7	27	1	2	6	3.0	4	0	
10/25.....Tampa Bay*.....14	123	8.2	64t	1	1	4	4.0	4	0	
11/4.....@ Seattle*.....17	182	10.7	74	2	3	11	3.7	5	0	
11/11.....Detroit*.....27	171	6.3	61t	1	3	5	1.7	6	0	
11/25.....@ Chicago*.....18	108	6.0	23	0	6	30	5.0	9	0	
12/2.....@ Green Bay*.....21	210	10.0	82t	1	1	10	10.0	10	0	
12/9.....Chicago*.....31	154	5.0	51	2	2	16	8.0	14	0	
12/16.....@ St. Louis*.....24	212	8.8	82t	1	0	0	0.0	0	0	
12/23.....@ Houston*.....25	86	3.4	21	0	1	4	4.0	4	0	
12/30.....Green Bay*.....34	199	5.9	28	1	1	2	2.0	2t	1	
Totals.....GP/GS: 16/16.....348	2,097	6.0	82t	12	40	217	5.4	20	1	
PLAYOFFS										
1/5/13.....@ Green Bay*.....22	99	4.5	18	0	1	8	8.0	8	0	

2013.....MINNESOTA.....Att.	RUSHING					RECEIVING				
	Yards	Avg.	Long	TD	No.	Yards	Avg.	Long	TD	
9/8.....@ Detroit*.....18	93	5.2	78t	2	4	18	4.5	9	1	
9/15.....@ Chicago*.....26	100	3.8	36	0	1	7	7.0	7	0	
9/22.....Cleveland*.....25	88	3.5	9	1	6	27	4.5	7	0	
9/29.....Pittsburgh*.....23	140	6.1	60t	2	0	0	0.0	0	0	
10/13.....Carolina*.....10	62	6.2	31	0	3	21	7.0	11	0	
10/21.....@ NY Giants*.....13	28	2.2	8	0	2	28	14.0	22	0	
10/27.....Green Bay*.....13	60	4.6	17	1	3	23	7.7	13	0	
11/3.....@ Dallas*.....25	140	5.6	52	1	3	37	12.3	19	0	
11/7.....Washington*.....20	75	3.8	18	2	2	2	1.0	5	0	
11/17.....@ Seattle*.....21	65	3.1	13	0	0	0	0.0	0	0	
11/24.....@ Green Bay*.....32	146	4.6	22	1	1	2	2.0	2	0	
12/1.....Chicago*.....35	211	6.0	23	0	2	0	0.0	2	0	
12/8.....@ Baltimore*.....7	13	1.9	4	0	1	4	4.0	4	0	
12/15.....Philadelphia.....	INACTIVE									
12/22.....@ Cincinnati*.....11	45	4.1	11	0	1	2	2.0	2	0	
12/29.....Detroit.....	INACTIVE									
Totals.....GP/GS: 14/14.....279	1,266	4.5	78t	10	29	171	5.9	22	1	

2014.....MINNESOTA.....Att.	Yards	Avg.	Long	TD	No.	Yards	Avg.	Long	TD
9/7.....@ St. Louis*.....21	75	3.6	17	0	2	18	9.0	9	0
9/14.....New England.....	INACTIVE								
9/21-12/7.....	EXEMPT/COMMISSIONERS PERMISSION								
12/14-12/28.....	SUSPENDED								
Totals.....GP/GS: 1/1.....21	75	3.6	17	0	2	18	9.0	9	0

2015.....MINNESOTA.....Att.	RUSHING					RECEIVING				
	Yards	Avg.	Long	TD	No.	Yards	Avg.	Long	TD	
9/14.....@ San Francisco*.....10	31	3.1	9	0	3	21	7.0	17	0	
9/20.....Detroit*.....29	134	4.6	25	0	2	58	29.0	49	0	
9/27.....San Diego*.....20	126	6.3	43t	2	0	0	0.0	0	0	
10/4.....at Denver*.....16	81	5.1	48t	1	4	13	3.3	9	0	
10/18.....Kansas City*.....26	60	2.3	23	0	1	-3	-3.0	-3	0	
10/25.....@ Detroit*.....19	98	5.2	75	0	3	12	4.0	11	0	
11/1.....@ Chicago*.....20	103	5.2	12	0	2	6	3.0	5	0	
11/8.....St. Louis*.....29	125	4.3	15	1	2	18	9.0	9	0	
11/15.....@ Oakland*.....26	203	7.8	80t	1	2	13	6.5	16	0	
11/22.....Green Bay*.....13	45	3.5	11	1	2	16	8.0	10	0	
11/29.....@ Atlanta*.....29	158	5.4	35t	1	2	29	14.5	18	0	
12/6.....Seattle*.....8	18	2.3	5	0	4	6	1.5	3	0	
12/10.....@ Arizona*.....23	69	3.0	21	1	1	17	17.0	17	0	
12/20.....Chicago*.....18	63	3.5	10	0	0	0	0.0	0	0	
12/27.....NY Giants*.....22	104	4.7	39	1	1	15	15.0	15	0	
1/3/16.....@ Green Bay*.....19	67	3.5	10	1	1	1	1.0	1	0	
Totals.....GP/GS: 16/16.....327	1,485	4.5	80t	11	30	222	7.4	49	0	
PLAYOFFS										
1/10/16.....Seattle*.....23	45	2.0	13	0	2	13	6.5	8	0	

2016.....MINNESOTA.....Att.	RUSHING				RECEIVING				
	Yards	Avg.	Long	TD	No.	Yards	Avg.	Long	TD
9/11.....@ Tennessee*.....19	31	1.6	9	0	0	0	0.0	0	0
9/18.....vs. Green Bay*.....12	19	1.6	5	0	2	7	3.5	7	0
9/25.....@ Carolina.....	INJURED RESERVE								
10/3.....vs. NY Giants.....	INJURED RESERVE								
10/9.....vs. Houston.....	INJURED RESERVE								
10/23.....@ Philadelphia.....	INJURED RESERVE								
10/31.....@ Chicago.....									
11/6.....vs. Detroit.....									
11/13.....@ Washington.....									
11/20.....vs. Arizona.....									
11/24.....@ Detroit.....									
12/1.....vs. Dallas.....									
12/11.....@ Jacksonville.....									
12/18.....vs. Indianapolis.....									
12/24.....@ Green Bay.....									
1/1/17.....vs. Chicago.....									
Totals.....GP/GS: 2/2.....31	50	1.6	9	0	2	7	3.5	7	0

PETERSON POWERS ON

Adrian Peterson continues to move up the NFL's all-time rushing yardage list and passing players he admired and watched as a youngster. Peterson currently ranks 16th all-time.

NFL ALL-TIME LEADING RUSHERS (*-active in 2016)

RB, SEASONS.....YARDS

1) Emmitt Smith, 1990-2004 (15).....	18,355
2) Walter Payton, 1975-87 (13).....	16,726
3) Barry Sanders, 1989-98 (10).....	15,269
4) Curtis Martin, 1995-2005 (11).....	14,101
5) LaDainian Tomlinson, 2001-11 (11).....	13,684
6) Jerome Bettis, 1993-2005 (13).....	13,662
7) Eric Dickerson, 1983-93 (11).....	13,259
8) Tony Dorsett, 1977-88 (12).....	12,739
9) Frank Gore, 2005-2016* (12).....	12,632
10) Jim Brown, 1957-65 (9).....	12,312
11) Marshall Faulk, 1994-2005 (12).....	12,279
12) Edgerrin James, 1999-2009 (11).....	12,246
13) Marcus Allen, 1982-97 (16).....	12,243
14) Franco Harris, 1972-84 (13).....	12,120
15) Thurman Thomas, 1988-2000 (13).....	12,074
16) Adrian Peterson, 2007-16* (10).....	11,725
17) Fred Taylor, 1998-2010 (13).....	11,695
18) Steven Jackson, 2004-15 (12).....	11,438
19) John Riggins, 1971-85 (14).....	11,352
20) Corey Dillon, 1997-2006 (10).....	11,241

PLOWING UP THE RECORD BOOK

Adrian Peterson's 102 career TDs ranks 20th in NFL history and he is closing in on the Vikings franchise TD record of 110 held by Pro Football Hall of Famer Cris Carter.

NFL CAREER TDs

Player, Years.....TDs (rush/rec/return)

1) Jerry Rice.....	208 (110/197/1)
2) Emmitt Smith.....	175 (164/11/0)
3) LaDainian Tomlinson.....	162 (145/17/0)
4) Randy Moss.....	157 (0/156/1)
5) Terrell Owens.....	156 (3/153/0)
6) Marcus Allen.....	145 (123/21/0)
7) Marshall Faulk.....	136 (100/36/0)
8) Cris Carter.....	131 (0/131/0)
9) Marvin Harrison.....	128 (0/128/0)
10) Jim Brown.....	126 (106/20/0)
11) Walter Payton.....	125 (110/15/0)
12) John Riggins.....	116 (104/12/0)
13) Lenny Moore.....	113 (63/48/2)
14) Shaun Alexander.....	112 (100/12/0)
15) Tony Gonzalez.....	111 (0/111/0)
16) Barry Sanders.....	109 (99/10/0)
17t) Tim Brown.....	105 (1/100/4)
17t) Don Hutson.....	105 (3/99/3)
19) Antonio Gates.....	104 (0/104/0)
20) Adrian Peterson.....	102 (97/5/0)



The annual Vikings Children's Fund golf outing at The Meadows at Mystic Lake in June 2016 featured a star-studded lineup. Adrian Peterson was surrounded by fellow Vikings legends (L-R) John Randle, Keith Millard, Scott Studwell, Greg Coleman, Henry Thomas, Doug Sutherland and Chris Doleman.



JABARI PRICE #25

POSITION: CORNERBACK
HEIGHT/WEIGHT: 5-11/200
DOB: 8-31-92
HOMETOWN: POMPANO BEACH, FL

COLLEGE: NORTH CAROLINA
ACQUIRED: D7c (#225) '14
NFL SEASON: 3
VIKINGS SEASON: 3

2016 GP/GS
IR

Career GP/GS
14/0

Playoffs GP/GS
0/0

- Did not see game action in 2015, placed on injured reserve on 10/27/15.
- High school teammate with Arizona Cardinals standout Patrick Peterson at Ely High in Pompano Beach, FL.

OFF THE FIELD Took part in "The Walk of Hearts" in June 2016, a 1,000+ mile walk from Pompano Beach, FL to Washington, DC to help end childhood obesity...Majored in exercise and sport science, earning his degree in December 2013...High school teammates with Arizona Cardinals standout Patrick Peterson... Attended same high school as former Golden Gophers and Vikings DB Tyrone Carter.

PRO Placed on Injured Reserve on 9/3/16 after suffering an injury in the final preseason game vs. Los Angeles (8/28/16)... Placed on Vikings injured reserve on 10/27/15, ending his season...The final pick of the Vikings 2014 Draft class...Was 1 of 3 DBs drafted by the Vikings in 2014 as the club used 7 of its 10 draft picks on the defensive side of the ball...The 1st North Carolina CB drafted since 2004...Selected with 225th overall selection, a pick obtained in trade of draft picks with Carolina.

2016 Placed on Injured Reserve on 9/3.

2015 Did not see game action during his 2nd NFL season... Spent opening 2 weeks on suspended list and the next 4 weeks inactive for game day...Suffered injury and went on injured reserve on 10/27, ending his season.

2014 Saw action in 14 games during his rookie season... Played in season opener at St. Louis (9/7) on defense and special teams and had season-high 4 tackles...Notched 2 tackles at New Orleans (9/21)...Had career-best 2 ST stops at Buffalo (10/19)...Had a special teams stop at Detroit (12/14).

COLLEGE Started final 24 games of his career at LCB for the Heels...Named Honorable Mention All-ACC as a senior...Started all 13 games at LCB as a senior...Ranked 4th on team in 2013 with 80 tackles...Notched career-high 10 tackles against Miami as a senior...Started all 11 games at LCB as a junior and ranked 3rd on team with 76 tackles...Had lone career sack and 8 tackles in win over East Carolina as a junior, earning ACC Defensive Back of the Week for the game...Played in all 13 games as a true freshman and started the final 4 games at RCB.

PREP Honored as 2nd-Team All-State Class 5A and earned All-Broward County honors as a senior at Ely High in Pompano Beach...Helped squad advance to the Class 5A regionals where the team nearly upset national #1 team St. Thomas Aquinas... Standout at CB and S...Ran track, excelling in 400m and 4x100 relay...Helped team win 4x100 state championship as a senior.

PRICE'S NFL TOTALS

Year.....	GP/GS	Tackles							Special		
		Solo	Asst.	Total	Sacks	INTs	PBU	TFL	QBH	FF/FR	Teams
2014 (Min).....	14/0	6	0	6	0.0	0	0	0.0	0	0/0	7
2015 (Min).....	0/0	INJURED RESERVE									
2016 (Min).....	0/0	INJURED RESERVE									
Total.....	14/0	6	0	6	0.0	0	0	0.0	0	0/0	7

SINGLE-GAME CAREER HIGHS

Tackles..... 4..... at St. Louis, 9/7/14
 Solo Tackles..... 4..... at St. Louis, 9/7/14
 Special Teams Tackles2..... at Buffalo, 10/19/14



MyCOLE PRUITT #83

POSITION: TIGHT END
HEIGHT/WEIGHT: 6-2/258
DOB: 3-24-92
HOMETOWN: ST. LOUIS, MO

COLLEGE: SOUTHERN ILLINOIS
ACQUIRED: D5a (#143) '15
NFL SEASON: 2
VIKINGS SEASON: 2

2016 GP/GS

2/0

Career GP/GS

18/3

Playoffs GP/GS

1/1

• Started 3 times and played in every game during rookie season with Vikings in 2015.

• The 1st player from Southern Illinois the Vikings have drafted in franchise history.

OFF THE FIELD Earned degree in industrial technology in December 2014...Attended same high school, Kirkwood High, as NFL WR Jeremy Maclin...Was a 4-year honor roll student in high school...Shares the same college alma mater as Vikings General Manager Rick Spielman.

PRO Made 3 starts during rookie campaign with Vikings in 2015...The 1st player drafted by the Vikings from Southern Illinois...Highest-drafted SIU player since NY Giants selected Brandon Jacobs in the 4th round of the 2005 Draft...Selected by Vikings with their 1st pick in the 5th round (#143) in 2015.

2016 Inactive vs. Detroit (11/6), at Chicago (10/31) and at Philadelphia (10/23)...Left game vs. Houston (10/9) with a knee injury...Saw his 1st action of the season vs. NY Giants (10/3) and caught his 1st pass of the season for 7 yards...inactive at Tennessee (9/11), vs. Green Bay (9/18) and at Carolina (9/25)...

2015 Played in every game, including Wild Card Playoff, as a rookie for Vikings as the club won the NFC North for the 1st time since 2009...Started 1st career game at Oakland (11/15)...Caught 1st career pass at Detroit (10/25), a 13-yarder from Teddy Bridgewater...Had season-high 2 catches in 3 games on the season: at Chicago (11/1), at Oakland (11/15) and at Arizona (12/10)...Notched season-high 36 receiving yards at Arizona (12/10), including a season-long 32-yarder.

COLLEGE Capped record-setting career at SIU as a 2-time consensus 1st-Team All-America choice and 3-time 1st-Team All-MVFC choice...Set SIU record for career receptions (221), single-season record for receptions (81) and ranks 2nd in

school history in receiving yards (2,601) and receiving TDs (25)... Caught a pass in 43 of 44 career games...Set Missouri Valley Football Conference record for a TE in catches, receiving yards and TDs...Earned spot as the best TE in MVFC history as part of the 30-year conference anniversary...As a senior, set SIU school record with 81 catches...Earned 1st-Team All-America by *Associated Press*, AFCA and Walter Camp...Led MVFC with 81 catches and had 13 TDs en route to 2nd-straight 1st-Team All-Conference honors...Named 1st-Team All-America by *Associated Press* and AFCA as a junior...Missed final 2 games of junior season with broken leg...Started all 11 games as a sophomore in 2012...Named Honorable Mention All-Conference in 2011 and earned spot on MVFC All-Newcomer Team...Redshirted in 2010.

PREP Standout DE and TE at Kirkwood High in St. Louis... Named All-Conference 3 times at DE and as a senior at TE... Helped team advance to state playoffs as a sophomore and junior...Played on basketball and volleyball teams...Helped basketball team to 2008-09 district title.

PRUITT'S NFL TOTALS

Year	GP/GS	No.	RECEIVING			
			Yds.	Avg.	Lg	TD
2015 (Min)	16/3	10	89	8.9	32	0
Playoffs	1/1	2	22	11.0	18	0
2016 (Min)	2/0	1	7	7.0	7	0
Totals	18/3	11	96	8.7	32	0
Playoffs	1/1	2	22	11.0	18	0

SINGLE-GAME CAREER HIGHS

Receptions.....2..... 3x, last at Arizona, 12/10/15
 Receiving Yards.....36..... at Arizona, 12/10/15
 Long Reception.....32..... at Arizona, 12/10/15
 Special Teams Tackle.....1..... vs. NY Giants, 12/27/15



MyCole Pruitt and teammates joined to pack meals for Second Harvest Heartland in a program aimed at reducing hunger among senior citizens in the Twin Cities community.

PRUITT'S CAREER GAME BY GAMES

2015.....MINNESOTA.....No.	Yards	Avg.	Long	TD	2016.....MINNESOTA.....No.	Yards	Avg.	Long	TD
9/14.....@ San Francisco.....0	0	0.0	0	0	9/11.....@ Tennessee.....INACTIVE				
9/20.....Detroit.....0	0	0.0	0	0	9/18.....vs. Green Bay.....INACTIVE				
9/27.....San Diego.....0	0	0.0	0	0	9/25.....@ Carolina.....INACTIVE				
10/4.....at Denver.....0	0	0.0	0	0	10/3.....vs. NY Giants.....1	7	7.0	7	0
10/18.....Kansas City.....0	0	0.0	0	0	10/9.....vs. Houston.....0	0	0.0	0	0
10/25.....@ Detroit.....1	13	13.0	13	0	10/23.....@ Philadelphia.....INACTIVE				
11/1.....@ Chicago.....2	15	7.5	9	0	10/31.....@ Chicago.....				
11/8.....St. Louis.....1	6	6.0	6	0	11/6.....vs. Detroit.....				
11/15.....@ Oakland*.....2	7	3.5	4	0	11/13.....@ Washington.....				
11/22.....Green Bay.....1	8	8.0	8	0	11/20.....vs. Arizona.....				
11/29.....@ Atlanta.....0	0	0.0	0	0	11/24.....@ Detroit.....				
12/6.....Seattle.....1	4	4.0	4	0	12/1.....vs. Dallas.....				
12/10.....@ Arizona.....2	36	18.0	32	0	12/11.....@ Jacksonville.....				
12/20.....Chicago*.....0	0	0.0	0	0	12/18.....vs. Indianapolis.....				
12/27.....NY Giants*.....0	0	0.0	0	0	12/24.....@ Green Bay.....				
1/3/16.....@ Green Bay*.....0	0	0.0	0	0	1/1/17.....vs. Chicago.....				
Totals .. GP/GS: 16/3	89	8.9	13	0	Totals .. GP/GS: 2/0	7	7.0	7	0

PLAYOFFS

1/10/16...Seattle*.....2	22	11.0	18	0
--------------------------	----	------	----	---



XAVIER RHODES #29

POSITION: CORNERBACK
HEIGHT/WEIGHT: 6-1/218
DOB: 6-19-90
HOMETOWN: MIAMI, FL

COLLEGE: FLORIDA STATE
ACQUIRED: D1b (#25) '13
NFL SEASON: 4
VIKINGS SEASON: 4

2016 GP/GS	Career GP/GS	Playoffs GP/GS
6/6	51/44	1/1

- Has already set a new career high with 2 INTs through 6 games in 2016.
- Set Vikings rookie record with 23 passes defended in 2013, the 2nd-most passes defended in a season in team history.

OFF THE FIELD Majored in social science at Florida State and is 16 credits shy of graduating...Joined teammates for the Adoption Family FunFest at Winter Park during 2013 season, supporting families who adopt...Hosts annual holiday shopping sprees for UofM Masonic Children's Hospital patients to spread some cheer...Would like to run his own business after football...Has a son, Justin.

PRO Has 4 career INTs...Finished 4th in the NFL, 2nd in the NFC, with 18 passes defended in 2014...Led team in PBUs during 2013-14 seasons...Started all 16 games as a 2nd-year player...1st NFL interception at Chicago (11/16/14) off Jay Cutler...Started 6 of the 13 games he played as a rookie, missing the final 3 games with ankle injury...Set Vikings rookie record with 23 passes defended in 2013...Part of the Vikings 3-member 1st-round draft class in 2013, only the 2nd time in team history the team has had 3 picks in the 1st round, the other coming in 1967...Selected #25 overall in 2013 by the Vikings...Declared for NFL Draft after his junior season at FSU...Was the 4th DB in team history selected in the 1st round and the 2nd CB among the 4, joining 2012 pick Harrison Smith in consecutive seasons at DB in 1st round.

2016 Totaled 7 tackles (5 solo) at Detroit (11/6)...Tallied 5 tackles (4 solo) as well as a season-high 3 passes defended at Chicago (10/31)...1 of 2 players (Yannick Ngakoue, JAX) to have an INT, FF and TFL in the same game in 2016 after totaling 4 tackles, 1 TFL, 1 FF, 1 INT and 2 passes defended at Philadelphia (10/23)...Had 2 tackles and a pass defended vs. Houston (10/9)...Caught 1st INT of the season and helped limit Odell Beckham Jr. to a career low 23 receiving yards on 3 catches vs. NY Giants (10/3)...Started at Carolina (9/25) and had 1 PBU in his return from a knee injury...Inactive at Tennessee (9/11) and vs. Green Bay (9/18).

2015 Started every game in regular season and Wild Card playoff game for NFC North champions...Snared INT off Aaron Rodgers in end zone of game at Lambeau (1/3/16) in regular season finale that gave Vikings the Division title...Helped Vikings rank #5 in NFL in points allowed per game and rank #12 in NFL in passing defense...Part of Vikings defensive backfield that featured 4 players who were 1st-round draft picks- Harrison Smith, Tre Waynes, Terence Newman and Rhodes...Notched season-high 7 tackles at San Francisco (9/14) in season opener and had season-high 3 passes defended at Arizona (12/10).

2014 Started all 16 games in a breakout season for the 2nd year CB...Worked closely with Head Coach Mike Zimmer and DB coach Jerry Gray...Finished the season with a team-high 18 passes defended, ranked 4th in the NFL and 2nd in the NFC...A major part in the Vikings pass defense improving to 7th overall in the NFL after being ranked 31st in 2013...Recorded his 1st NFL interception off Jay Cutler at Chicago (11/16)...Tied career-high with 4 passes defended vs. Atlanta (9/28)...Posted 4 games with multiple passes defended.

2013 Set Vikings rookie record with 23 passes defended, the 2nd most in team history...Started 6 games and saw action in 13, missing final 3 with ankle injury...Opened game at Green Bay (11/24), ended with season-high 9 tackles and 4 passes defended...Started consecutive games at Dallas (11/3) and vs. Washington (11/7)...Started NFL debut in season opener at Detroit (9/8) when team opened in nickel defense...Notched season-high 8 tackles, a TFL and PD vs. Green Bay (10/27).

COLLEGE Appeared in 43 games at Florida State, making 38 starts...Was part of teams that went 38-16 during his FSU career...Won the ACC Atlantic Division in 2010 and 2012...Won the ACC Championship in 2012...4-0 in bowl games at FSU with wins at the Gator Bowl, Chick-Fil-A Bowl, Champs Sports Bowl and the BCS Orange Bowl...Earned 1st-Team All-ACC honors following his junior season...ACC Defensive Rookie of the Year in 2010.

PREP Attended Norland High in Miami, playing RB and WR...Led Norland in both rushing and receiving as a senior, earned Miami Herald All-Dade honors on both offense and defense.

RHODES' NFL TOTALS

Year.....GP/GS	Tackles			Sacks	INTs	PBU	TFL	QBH	FF/FR	Special
	Solo	Asst.	Total							Teams
2013 (Min).....13/6	48	13	61	0.0	0	23	2	0	1/0	1
2014 (Min).....16/16	43	10	53	0.0	1 (0)	18	3	0	0/0	0
2015 (Min).....16/16	55	13	68	0.0	1 (0)	13	6	0	1/0	0
Playoffs.....1/1	3	0	3	0.0	0	2	0	0	0/0	0
2016 (Min).....6/6	17	3	20	0.0	2 (29)	9	1	0	1/0	0
Totals.....51/44	163	39	202	0.0	4 (29)	63	12	0	3/0	1
Playoffs.....1/1	3	0	3	0.0	0	2	0	0	0/0	0

SINGLE-GAME CAREER HIGHS

Tackles.....9..... at Green Bay, 11/24/13
 Solo Tackles.....7..... 3x, last vs. Chicago, 12/1/13
 Interception.....1..... 4x, last at Philadelphia, 10/23/16
 Passes Defensed.....4..... 4x, last vs. Atlanta, 9/28/14
 Tackle For Loss.....1..... 12x, last at Philadelphia, 10/23/16
 Forced Fumble.....1..... 3x, last at Philadelphia, 10/23/16
 ST Tackle.....1..... vs. Pittsburgh, 9/29/13

RHODES' INTERCEPTIONS

GAME	QB	INTs (Yds)
@ Chicago, 11/16/14	Jay Cutler	1 (0)
@ Green Bay, 1/3/16	Aaron Rodgers	1 (0)
vs. NY Giants, 10/3/16	Eli Manning	1 (29)
@ Philadelphia, 10/23/16	Carson Wentz	1 (0)
Total.....		4 (29)



Xavier Rhodes hosted a Strikes For Kids bowling event in the Twin Cities to raise money to aid education costs for under privileged college-bound high school seniors. Several Vikings teammates joined in on the cause and for a successful night of fundraising and enjoyment.

U.S. BANK STADIUM SIGNATURE ITEMS

Vikings fans won't have to look far from the field in order to catch instant replays at U.S. Bank Stadium. The stadium boasts two of the best-positioned LED video boards in the NFL. Located in both the east and west end zones, the video boards have been strategically placed as low as possible to eye level to ensure fans can simply shift their eyes from the field to the boards without head movement.


It will be hard for Vikings fans to not notice the video boards as soon as they enter the stadium. The larger of the two boards – manufactured by Daktronics in Redwood Falls, Minn. – measures 120x68, or 8,160 square feet. Placed on the west side of the stadium just beyond the five large pivoting glass doors, the board is 13 times larger than the Metrodome video boards.

VIDEO BOARD COMPARISON

NORTH & SOUTH
METRODOME
BOARDS
646 SQ FT



NEW STADIUM EAST BOARD 4,400 SQ FT



NEW STADIUM WEST BOARD 8,160 SQ FT



**U.S. BANK STADIUM
INAUGURAL SEASON**



TRE ROBERSON #36

POSITION: CORNERBACK
HEIGHT/WEIGHT: 6-0/200
DOB: 10-22-92
HOMETOWN: INDIANAPOLIS, IN

COLLEGE: ILLINOIS STATE
ACQUIRED: UDFA '16
NFL SEASON: R
VIKINGS SEASON: R

2016 GP/GS
PS

Career GP/GS
0/0

Playoffs GP/GS
0/0

PREP Named Indiana's Mr. Football as a senior at Lawrence Central High in Indianapolis and named Class 5A All-State while guiding team to 1st 5A state title game...All-State choice as a junior and lettered in basketball twice.

- Signed to the Vikings practice squad after being released during final cuts.
- Making the transition from college QB to CB with the Vikings.


OFF THE FIELD Majored in kinesiology/health and aspires to a career in athletic strength and conditioning...Grandfather, Larry Highbaugh, played DB and ran track at Indiana (1968-71), where he won the Big Ten 100, 220, long jump and sprint relay at the conference meet before going on to briefly play with the Dallas Cowboys before going on to a CFL Hall of Fame career with Edmonton.

PRO Signed as an UDFA following the 2016 NFL Draft...Joined the Vikings practice squad after being released during final cuts and has been let go and brought back multiple times.

2016 Member of the Vikings practice squad.

COLLEGE Played final 2 college seasons at Illinois State (FCS) after transferring from Indiana (2011-13)...Helped Illinois State climb to national prominence, guiding team to 2014 FCS National Championship game as a junior in his 1st season on campus, facing NDSU in the title game, throwing for 3 TDs and rushing for another in the 29-27 loss...Named 1st-Team All-Missouri Valley Conference as a senior in 2015, accounting for 29 total TDs (18 passing, 11 rushing)...Started 12 of 13 games at QB as a senior and led the FCS in yards per completion (18.7), finishing season with 2,225 passing yards and 777 rushing yards...Tabbed as MVC Newcomer of the Year in 2014 and earned 1st-Team All-Conference honors...Tallied 3,221 yards on 208-of-359 attempts (57.9%) with 30 TDs and 10 INTs and ran for 1,029 yards with 11 TDs...Had career-high 382 yards passing and 4 TDs in 2nd-round FCS playoff game vs. Northern Iowa... Started 4 times at QB for Indiana in 2013 and ranked 2nd in the Big Ten with a 158.9 pass efficiency mark..Earned Big Ten Player of the Week in 2013 vs. Purdue when he tossed 6 TDs to end day with 424 total yards...Granted medical redshirt in 2012 when he broke his leg in the 2nd game of the season...Became 1st true freshman QB in Hoosiers history to start, opening 5 of the 9 games he played, making 1st career start at Iowa and earned Big Ten Freshman of the Week.





EDMOND ROBINSON #51

POSITION: LINEBACKER
HEIGHT/WEIGHT: 6-3/245
DOB: 2-23-92
HOMETOWN: WADMALAW ISLAND, S.C.

COLLEGE: NEWBERRY
ACQUIRED: D7b (#232) '15
NFL SEASON: 2
VIKINGS SEASON: 2

2016 GP/GS 6/0 **Career GP/GS** 15/2 **Playoffs GP/GS** 1/0

- The 1st player from Division II Newberry drafted since 1974.
- Joined 5 other Vikings rookies in start at Arizona (12/10/15), matching a Vikings franchise record.

OFF THE FIELD Received bachelor's degree in business administration in December 2014...Volunteers at the Emanuel African Methodist Episcopal Church in Charleston...Plays the drums at church...Volunteers with Special Olympics.

PRO Lowest-drafted rookie to start a game for the Vikings in 2015...Joined 5 other rookies starting game at Arizona (12/10/15), to tie team record with 6 rookies opening a game...The 10th of 10 players drafted by the Vikings in 2015...Drafted in the 7th round (#232 overall) of the 2015 NFL Draft...The 1st NCAA Division II player taken in the 2015 NFL Draft.

2016 Talled a special teams tackle vs. Detroit (11/6) Played on special teams at Chicago (10/31), at Philadelphia (10/23), vs. Houston (10/9) and vs. NY Giants (10/3)...Active for the first time at Carolina and secured 1 special teams tackle...Inactive at Tennessee (9/11) and vs. Green Bay (9/18).

2015 Started 2 games during rookie campaign...Opened games at Arizona (12/10) and vs. Chicago (12/27), filling in for injured Anthony Barr at SLB...Played in final 4 games of regular season, amassing all his defensive snaps on the season in those game...Part of Vikings team-record-tying 6 rookies to start in a game at Arizona (12/10), 4 of those on defense (Clemmings, OT; Diggs, WR; Kendricks, LB; Waynes, CB; Harris, S; Robinson, LB)...Played in 1st career game vs. Kansas City (10/18) and had 2 special teams stops...Had season-high 4 tackles vs. NY Giants (12/27)...Played in 1st career playoff game vs. Seattle (1/10/16).

COLLEGE Newberry's leading tackler during the 2015 season with 68 tackles, 7.5 TFLs, 5 PBU's and 2 FRs during the 2014 campaign...A 1st team all-South Atlantic Conference selection and East-West Shrine Game participant following senior season...Earned 1st team All-SAC honors for 2 consecutive years and was also a Daktronics 1st team all-Super Region 2 honoree as a junior in 2013...Played in a total of 41 games.

PREP Attended St. John's HS in John's Island, SC...A 4-year starter on the varsity basketball team...Named All-Region VI in basketball...Received All-State honors on both the hardwood and the gridiron as a junior and a senior.

ROBINSON'S NFL TOTALS

Year.....GP/GS	Tackles					Sacks	INTs	PBU	TFL	QBH	FF/FR	Special Teams
	Solo	Asst.	Total									
2015 (Min).....9/2	5	4	9	0.0	0	1	0.0	0	0/0	0	0/0	8
Playoffs.....1/0	0	0	0	0.0	0	0	0.0	0	0/0	0	0/0	0
2016 (Min).....6/0	0	0	0	0.0	0	0	0.0	0	0/0	0	0/0	2
Totals.....15/2	5	4	9	0.0	0	1	0.0	0	0/0	0	0/0	10
Playoffs.....1/0	0	0	0	0.0	0	0	0.0	0	0/0	0	0/0	0

SINGLE-GAME CAREER HIGHS


Tackles.....4..... vs. NY Giants, 12/27/15
 Solo Tackles.....3..... vs. NY Giants, 12/27/15
 Passes Defensed1..... vs. Chicago, 12/20/15
 ST Tackles2..... vs. Kansas City, 10/18/15; at Oakland, 11/15/15; vs. NY Giants, 12/27/15

THE EVOLVING SYMBOL OF THE NFL

The NFL shield, one of the most recognizable symbols in the sports world, underwent a stylistic upgrade during the 2008 offseason. The new font and design changes pay homage to the history of the League and the logo while turning an eye forward on the future. As the NFL enters its 97th season in 2016 the new shield symbolizes the progress of the league over those decades and the excellence that has laid the foundation for the modern NFL.

Adjustments to the logo include 8 stars representing the 8 Divisions in the NFL and the design of the football reflects the design of the football atop the Vince Lombardi Trophy. The blue color is darker and bolder than past shields and the shape has been refined over past versions.





BRIAN ROBISON #96

POSITION: DEFENSIVE END

HEIGHT/WEIGHT: 6-3/259

DOB: 4-27-83

HOMETOWN: SPLENDORA, TX

COLLEGE: TEXAS

ACQUIRED: D4 (#102) '07

NFL SEASON: 10

VIKINGS SEASON: 10

2016 GP/GS

8/8

Career GP/GS

150/94

Playoffs GP/GS

5/3

• Works through his Reel 'Em In Foundation, which in 2016 partnered with K9s4Cops, an organization that provides K9s to law enforcement and education.

• Goes down in history as the last Viking to sack Brett Favre in game vs. Green Bay (9/30/07).

• Exceptional UT athlete was a full-time starter his final 3 seasons in football and was NCAA runner-up in the shot put.

OFF THE FIELD Majored in liberal arts at Texas...Father played on the Ranger (TX) Junior College team that won a national title...Wife, Jayme Miller, is an accomplished rodeo barrel racer...Couple has a daughter, Madelyn, and son, Parker...Competed in shot put during 2009 offseason, re-kindling his track and field skills as an unattached thrower...Avid fisherman, especially bass, spends his free time prowling the waters in Texas and Minnesota...Has fished in pro-am tournaments throughout 2014 and 2015 offseasons and competes in the Texas Team Trail Bass Championships...Works through his Reel 'Em In Foundation, which in 2016 partnered with K9s4Cops, an organization that provides K9s to law enforcement and education...2014 Korey Stringer Media Good Guy Award recipient.

HONORS 2014 Korey Stringer Good Guy Award winner...2013 USA Today All-Joe Team...2007 Pro Football Weekly All-Rookie Team.

PRO Has a career 52.5 sacks, 11th in team history and 0.5 behind Keith Millard (53.0) for 10th...Ranks 5th in Vikings history by a DE with 148 career games played and can climb into 3rd in team history by playing majority of games in 2016...Has only missed 2 games entering his 10th NFL season...Set career high for a season with 9.0 sacks in 2013 after posting 2.0 vs. Philadelphia (12/15/13)...Scored 1st career TD on a 61-yard return of a Jay Cutler fumble forced by Jared Allen on a sack at Chicago (9/15/13)...His 8 passes defended in 2012 are tied for the 2nd-most by a Vikings defensive lineman behind Kevin Williams' 10 in 2004...Posted sacks on back-to-back plays at Dallas (11/3/13) on Tony Romo, marking the 1st time since Kevin Williams vs. San Francisco (9/28/03) had sacks on consecutive plays and 1 play shy of the team record held by Gary Larsen vs. Detroit (10/6/68)...Became only the 7th Vikings DE to appear in 100+ career games during 2013 season...Signed contract extension in-season in 2013...Notched 8.5 sacks in 2012...Had career-best 3.5 sack day vs. Arizona (10/21/12)...Helped Vikings amass 50 sacks in 2011 to tie for the NFL lead...Signed contract extension in 2011 offseason...Was the last Viking to sack Packers QB Brett Favre.

2016 Credited with 2 tackles (1 solo) vs. Detroit (11/6)...Posted 4 tackles and a QBH vs Chicago (10/31)...Had 3 tackles and 1 TFL at Philadelphia (10/23)...Posted 3 tackles, 2.0 sacks, 3 TFLs and a FF vs. Houston (10/9)...Started vs. NY Giants (10/3)...Registered 3 tackles and 1.0 sack at Carolina, aiding the Vikings defense to 8 total sacks on the day...Corralled a momentum changing strip-sack recovered by DT Shamarr Stephen in the win vs. Green Bay (9/18)... Totaled 2 tackles, 1 TFL, 1.0 sack and 1 FF in Week 2...Had 2 tackles, TFL and 1 pass defended at Tennessee (9/11).

2015 Opened every game, including playoffs, for NFC North champions...Completed 5th season as full-time starter at LDE...Notched 4.0 sacks in the final 5 regular season games as the team went on a 3-game win streak to end 11-5 with NFC North title...Sacked both Peyton and Eli Manning during the season...Had 2.0 sacks of Russell Wilson vs. Seattle (12/6)...

His 4 passes defended were his most since 2012 with 8... Played in 5th career playoff game with 3rd start vs. Seattle (1/10/16) in Wild Card game...Notched season-best 6 tackles vs. Detroit (9/20).

2014 Talled 4.5 sacks, his 6th consecutive season with at least that many sacks...His 4.5 sacks came in a 8-week span... Split a sack of Matthew Stafford vs. Detroit (10/12), brought down Mike Glennon at Tampa Bay (10/26), leveled Robert Griffin III vs. Washington (11/2), chased down Aaron Rodgers vs. Green Bay (11/23) and met Geno Smith in the backfield vs. NY Jets (12/7)...Set a career-high with 45 QB pressures, 2nd on the team...Started all 16 games for the 3rd time in his career.

2013 Started all 16 games for 2nd time in his career...Earned spot on USA Today's All-Joe Team, honoring the unsung players in the NFL...Led team with 40 QB hurries and notched career-high 9.0 sacks, ranking 2nd on team...Notched career-high 14 TFLs...Had sacks in 5 consecutive games from at Seattle (11/17) to vs. Philadelphia (12/15)...Had sacks on consecutive plays at Dallas (11/3), 1 play short of the Vikings team record of 3 straight plays with a sack...Had season-high 2.0 sacks in a pair of games- at Dallas (11/3) and vs. Philadelphia (12/15)...Posted a sack against Packers QB Scott Tolzien at Green Bay (11/24)...Notched 1st sack of season vs. Cleveland (9/22)...Posted the 3rd-longest FR by a Vikings DL at Chicago (9/15) with a 61-yard score, his 1st career TD.

2012 Spent 2nd season as full-time starter at LDE...Started all 15 games he played in regular season and started Wild Card playoff game...Had 8.5 sacks and ranked 2nd on team behind Jared Allen...Posted career-high 8 passes defended, tied for the 2nd-most in team history by a defensive lineman in a season...Ranked tied for 2nd on team with 3 FFs...Set career-best with 3.5 sacks vs. Arizona (10/21)...Notched 3 passes defended vs. Tampa Bay (10/25)...Notched career-best 11 tackles vs. Arizona (10/21) and tied career-high with 6 QB hurries during game.

2011 Took over as full-time starter at LDE in 2011, posting then career-best 8.0 sacks, ranking 2nd on team...Helped Vikings tie for NFL lead with 50 sacks as a team, the 3rd-most in Vikings history...Part of defensive line that produced 40.5 of the 50 team sacks...Started opposite Jared Allen as he set the Vikings single-season record with 22.0 sacks and led the NFL...Ranked 2nd on team with 40 QB hurries...Started season fast with 4.5 sacks in opening 5 games.

2010 Helped Vikings defense rank #8 in the NFL, the 3rd straight season with a top-10 ranking in the League...Started a pair of games at LDE in place of Ray Edwards, vs. Buffalo (12/5) and vs. NY Giants (12/13)...Saw action in all 16 games...Notched 1st sack of season when he caught Shaun Hill vs. Detroit (9/26)...Recovered a pair of fumbles vs. Buffalo (12/5)... Replaced Edwards in the 2nd half of game at Washington

LEGENDARY ENDS

Brian Robison's consistency and durability has moved him into elite company in Vikings history. He ranks 5th in club history for career games played by a DE with 149 and is poised to move into 3rd if he competes in the majority of the games this season.

VIKINGS CAREER GAMES PLAYED BY DES

PLAYER	GAMES
Jim Marshall	270
Carl Eller	209
Chris Doleman	154
Mark Mullaney	151
Brian Robison	150

(11/28) where he notched a sack of Donovan McNabb.

2009 Tied a then career-best with 4.5 sacks on the season... Posted sacks in 3 of the final 4 regular season games... Played in all 16 games and both playoff contests... Ranked 4th on team with 13 QB hurries... Had 1.5 of the Vikings 8.0 sacks against Green Bay (10/5), which was 1 sack shy of the Vikings team record in a game... Posted 3 tackles at Arizona (12/6).

2008 Saw action in 15 games as Jared Allen's primary backup... Had a team-best 7 QB hurries in the Wild Card Playoffs vs. Philadelphia (1/4/09), also registering 2 solo tackles, and a tackle for a loss... Started Wild Card game in place of injured Ray Edwards, his lone start of the season... Notched his 2nd sack and 1st FF of the year when he knocked the ball free from Kurt Warner at Arizona (12/14).

2007 Earned spot on *Pro Football Weekly's* All-Rookie Team and started 5 games... Opened the final 4 straight games at

RDE and started 1st career game at Detroit (9/16) at LDE... Ranked 3rd in the NFL for sacks among rookies with 4.5... Had 2.0 sacks in the regular season opener vs. Atlanta (9/9)... Sacked Favre (9/30) on the day he broke NFL TD passes record.

COLLEGE His 6 career blocked kicks set a UT record, and his 4 blocks in 2003 tied a single-season record... 2006 NCAA runner-up in shot put as a junior and won Big 12 shot put title in 2005 and 2006... Won Big 12 shot put and discus titles in 2006... Holds the school record in the shot put at 68-4.25 and ranks 3rd in UT history with a discus mark of 195-10... Helped Longhorns win 2005 national championship with Rose Bowl win over USC.

PREP All-State in football and track at Splendor (TX) High... Won Class 3A discus title as a junior and senior and shot title as a senior... Had best throws in all Texas classes as a senior at 215-2 in the discus and 66-2 in the shot... Had #40 jersey retired at Splendor High in 2004.

ROBISON'S NFL TOTALS

Year.....	GP/GS	Tackles			Sacks	INTs	PBU	TFL	QBH	FF/FR	Special Teams
		Solo	Asst.	Total							
2007 (Min)	16/5	15	10	25	4.5	0	0	6	14	1/0	2
2008 (Min)	15/0	12	8	20	2.5	0	1	3	19	1/0	0
<i>Playoffs</i>	1/1	2	0	2	0.0	0	0	1	7	0/0	0
2009 (Min)	16/0	10	2	12	4.5	0	0	2	13	1/0	1
<i>Playoffs</i>	2/0	1	0	1	0.0	0	0	0	2	0/0	0
2010 (Min).....	16/2	14	4	18	2.0	0	1	2	15	0/2	0
2011 (Min)	16/16	33	21	54	8.0	0	1	10	40	3/2	0
2012 (Min).....	15/15	26	26	52	8.5	0	8	8	21	3/1	0
<i>Playoffs</i>	1/1	0	0	0	0.0	0	0	0	0	0/0	0
2013 (Min).....	16/16	32	11	43	9.0	0	3	14	40	0/1	0
2014 (Min).....	16/16	18	10	28	4.5	0	3	7	45	0/0	0
2015 (Min).....	16/16	24	10	34	5.0	0	4	11	36	1/2	0
<i>Playoffs</i>	1/1	2	1	3	0.0	0	0	0	3	0/0	0
2016 (Min).....	8/8	13	6	19	4.0	0	1	7	14	2/0	0
Totals	150/94	197	108	305	52.5	0	22	70	257	12/8	3
<i>Playoffs</i>	<i>5/3</i>	<i>5</i>	<i>1</i>	<i>6</i>	<i>0.0</i>	<i>0</i>	<i>0</i>	<i>1.0</i>	<i>12</i>	<i>0/0</i>	<i>0</i>

SINGLE-GAME CAREER HIGHS


Tackles.....11... vs. Arizona, 10/21/12
 Sacks3.5... vs. Arizona, 10/21/12
 Forced Fumble.....1... 10x, last vs. Chicago, 12/10/15
 Fumble Recoveries.....2... vs. Buffalo, 12/5/10
 Long Fumble Ret.....61t... at Chicago, 9/15/13
 QB Pressures6... 4x, last at Green Bay, 11/24/13
 Tackles For Loss3.0... vs. Arizona, 10/21/12
 Passes Defensed3... vs. Tampa Bay, 10/25/12

ROBISON'S TOUCHDOWN

GAME **PLAY**
 @ Chicago, 9/15/13 61t Fumble Return
Total..... **1 (1 FR)**

ROBISON'S SACKS

GAME	QB	SACKS
vs. Atlanta, 9/9/07.....	Joey Harrington	2.0
vs. Green Bay, 9/30/07.....	Brett Favre	1.0
@ Dallas, 10/21/07.....	Tony Romo	0.5
vs. Oakland, 11/18/07.....	Daunte Culpepper	1.0
vs. Green Bay, 11/9/08.....	Aaron Rodgers	1.0
vs. Chicago, 11/30/08.....	Kyle Orton	0.5
@ Arizona, 12/14/08.....	Kurt Warner	1.0
vs. Green Bay, 10/5/09.....	Aaron Rodgers	1.5
vs. Cincinnati, 12/13/09.....	Carson Palmer	1.0
@ Chicago, 12/28/09.....	Jay Cutler	1.0
vs. NY Giants, 1/3/10.....	Eli Manning	1.0
vs. Detroit, 9/26/10.....	Shaun Hill	1.0
@ Washington, 11/28/10.....	Donovan McNabb	1.0
@ San Diego, 9/11/11.....	Philip Rivers	0.5
vs. Detroit, 9/25/11.....	Matthew Stafford	2.0
vs. Arizona, 10/9/11.....	Kevin Kolb	2.0
vs. Oakland, 11/20/11.....	Carson Palmer	1.0
@ Detroit, 12/11/11.....	Matthew Stafford	0.5
@ Washington, 12/24/11.....	Rex Grossman	1.0
vs. Chicago, 1/1/12.....	Josh McCown	1.0
vs. Tennessee, 10/7/12.....	Matt Hasselbeck	1.0
vs. Arizona, 10/21/12.....	John Skelton	3.5
@ Seattle, 11/4/12.....	Russell Wilson	1.0
vs. Chicago, 12/9/12.....	Jay Cutler	1.0
@ St. Louis, 12/16/12.....	Sam Bradford	1.0
vs. Green Bay, 12/30/12.....	Aaron Rodgers	1.0
vs. Cleveland, 9/22/13.....	Brian Hoyer	1.0
@ Dallas, 11/3/13.....	Tony Romo	2.0
@ Seattle, 11/17/13.....	Russell Wilson	1.0
@ Green Bay, 11/24/13.....	Scott Tolzien	1.0
vs. Chicago, 12/1/13.....	Josh McCown	1.0
@ Baltimore, 12/8/13.....	Joe Flacco	1.0
vs. Philadelphia, 12/15/13.....	Nick Foles	2.0
vs. Detroit, 10/12/14.....	Matthew Stafford	0.5
@ Tampa Bay, 10/26/14.....	Mike Glennon	1.0
vs. Washington, 11/2/14.....	Robert Griffin III	1.0
vs. Green Bay, 11/23/14.....	Aaron Rodgers	1.0
vs. NY Jets, 12/7/14.....	Geno Smith	1.0
@ Denver, 10/4/15.....	Peyton Manning	1.0
vs. Seattle, 12/6/15.....	Russell Wilson	2.0
vs. Chicago, 12/20/15.....	Jay Cutler	1.0
vs. NY Giants, 12/27/15.....	Eli Manning	1.0
vs. Green Bay, 9/18/16.....	Aaron Rodgers	1.0
@ Carolina, 9/26/16.....	Cam Newton	1.0
vs. Houston, 10/9/16.....	Brock Osweiler	2.0
Total		52.5



KYLE RUDOLPH #82

POSITION: TIGHT END
HEIGHT/WEIGHT: 6-6/265
DOB: 11-9-89
HOMETOWN: CINCINNATI, OH

COLLEGE: NOTRE DAME
ACQUIRED: D2 (#43) '11
NFL SEASON: 6
VIKINGS SEASON: 6

2016 GP/GS

8/8

Career GP/GS

72/64

Playoffs GP/GS

2/2

• Became 5th Viking to earn **Pro Bowl MVP** honors and is only the 4th Vikings TE selected to play in the all-star game.

• The 1st TE selected in the 2011 NFL Draft, #43 overall selection, the 2nd-highest drafted TE in Vikings history behind Hal Bedsole (#19) in 1964.

• Highly-recruited basketball player in high school declined scholarship offers from ACC powers to pursue football.

OFF THE FIELD Married Jordan during 2016 offseason, and the couple had their 1st children, twin girls - Andersyn and Finley - born in early October...Working with University of Minnesota Masonic Children's Hospital to develop Kyle Rudolph's End Zone, a play area of children receiving treatment and their families...Majored in management-consulting at Notre Dame and is 2 semesters shy of earning his degree...Member of National Honor Society at Cincinnati's Elder High...Active with the Vikings Fuel Up To Play 60 initiative with the Vikings and Midwest Dairy Association, a program that works with local schools to raise awareness about proper diet and physical fitness...Has worked closely with the Minnesota Muscular Dystrophy Association "Muscle Team."

HONORS Selected for 2012 **Pro Bowl**...Named 2012 **Pro Bowl MVP**...Earned **All-Rookie** honors from *Pro Football Weekly* and National Football Post.

PRO Selected to **2012 Pro Bowl** and named **Pro Bowl MVP**, an honor only won by 4 other Vikings- Fran Tarkenton, Ahmad Rashad, Randy Moss and Adrian Peterson...Ranks 2nd for most career TDs by a TE (26) in club history...Has caught a TD from 5 different Viking starting QBs since 2011 (Christian Ponder, Joe Webb, Matt Cassel, Teddy Bridgewater and Sam Bradford)...In 2012, scored 9 TDs, the 2nd most in a season by a Vikings TE and tied for the 2nd-most by an NFL TE in 2012...Tied Vikings record for TDs in a game by a TE with 2 vs. San Francisco (9/23/12)...Scored all 3 of his TDs in the final 7 games of his rookie year...Was the 1st TE selected in the 2011 NFL Draft...Selected #43 overall, the 2nd-highest drafted TE in Vikings history behind Hal Bedsole (#19 overall) in 1964.

2016 Hauled in his 4th TD reception of the year vs. Detroit (11/6), moving his career total to 26, 2 shy of tying Steve Jordan for most all-time by a Vikings TE...Moved into 2nd place all-time for most receptions by a TE in Vikings history with 213 career grabs with 5 catches for 31 yards at Chicago (10/31)...Had 5 catches for 55 yards at Philadelphia (10/23)...Hauled in 2 passes for 15 yards vs. Houston (10/9)...Registered his 3rd consecutive game with a TD after hauling in 5 passes for 55 yards, including a 7-yard TD vs NY Giants (10/9)...Recorded season highs in receptions (7) and yards (70) while catching his 2nd TD of the year at Carolina (9/25)...Had 3 receptions for 31 yards and his 1st TD of the season vs. Green Bay (9/18)...Caught 4 passes for 65 yards at Tennessee (9/11).

2015 Played in every game, including Wild Card Playoff, starting every contest...Helped team win NFC North title for 1st time in his career...Earned 2nd career playoff berth...Cleared way for Adrian Peterson to lead the NFL in rushing with 1,485 yards on the ground...Had career-high 495 yards receiving and had 2nd-best totals of his career in receptions (49) and TDs (5)...Set single-game career high with 106 yards receiving vs. Green

Bay (11/22), including a career-long 47-yard TD...Caught season-high 7 passes in win at Atlanta (11/29).

2014 Opened the season with a 7-yard TD reception from Matt Cassel in win at St. Louis (9/7)...Hampered by sports hernia and ankle injuries that would hold him out 7 weeks during the season...Had season-high 7 receptions and 69 receiving yards at Detroit (12/14)...2nd TD of the season came vs. Carolina (11/30) on the opening drive on a 4-yard TD toss from Teddy Bridgewater...Appeared in 9 games, making 8 starts.

2013 Had promising season cut short by injury after 30 catches and 3 TDs in the opening 8 games of the season...Placed on injured reserve on 12/9...Inactive for 5 games after foot injury suffered at Dallas...Caught 31-yard TD at Dallas (11/3), his longest play of the season, and injured foot on play...Hauled in 1st TD of the season on 20-yarder from Ponder at Chicago (9/15)...Started season opener at Detroit (9/8) and caught 2 passes...Hauled in career-best 9 catches for career-best 97 yards and a 23-yard TD vs. Carolina (10/13)...Led team with 4 catches for 51 yards vs. Green Bay (10/27).

2012 Tabled as **Pro Bowl MVP** after a 5-reception, 122-yard 1-TD effort in the all-star game...Late addition to Pro Bowl roster for NFC...Had breakout season with 9 TDs, the 2nd-most by a Vikings TE in a season in team history...His 9 TD catches were tied for 2nd-most by a TE in the NFL in 2012...Had career-best 2 TD catches vs. San Francisco (9/23), matching the Vikings single-game best by a TE...Caught a TD pass and 2-point conversion pass at Washington (10/14)...Hauled in 6-yard TD pass with :31 remaining in game at Indianapolis (9/16) to tie game 20-20 after being down 20-6 entering the 4th quarter of game that Colts won on late FG 23-20...Pulled in career-high 7 catches vs. Detroit (11/11) and had a then career-best 67 yards vs. Jacksonville (9/9) in the season opener.

2011 Earned **All-Rookie** honors from *Pro Football Weekly* and National Football Post...Assumed larger role in offense as season progressed, catching all 3 of his TDs in the final 7 games of the season...Started 8 games and played in 15...Snared season-long 41-yard pass at Kansas City (10/2)...Had season-high 3 catches in 5 games...Scored 1st career TD on 1-yard pass from fellow rookie Christian Ponder vs. Oakland (11/20)...Hauled in TDs vs. Denver (12/4) and at Washington (12/24).

COLLEGE Ended 3-season Notre Dame career ranked among the all-time leading TEs in school history...Set ND record for receiving yards in a game by a TE vs. Michigan in 2010 with 164 yards...Ranks 2nd for receptions in a game by an Irish TE with 8 catches vs. Michigan and at Michigan State in consecutive games in 2010...Hauled in the 2nd-longest pass play in Notre Dame history with a 95-yard TD vs. Michigan in 2010...Was just shy of the school-record 96-yard pass play...Had promising junior season derailed by hamstring injury that ended his season after 6 games...Became the 1st Irish true freshman TE to start a season opener in 2008.

PREP Productive in 2 sports at Cincinnati's Elder High...Selected to play in US Army All-America game...Earned 1st Team All-America honors by *USA Today* as a senior TE...Named All-State by AP...Named conference basketball player of the year 3 times as a prep...Ended high school career as the 2nd-leading scorer in Elder High history and the 2nd player to break the 1,000-point mark.

RUDOLPH'S NFL TOTALS

Year	GP/GS	No.	RECEIVING			Lg	TD
			Yds.	Avg.			
2011 (Min)	15/8	26	249	9.6	41	3	
2012 (Min)	16/16	53	493	9.3	29	9	
Playoffs	1/1	3	42	14.0	23	0	
2013 (Min)	8/8	30	313	10.4	31t	3	
2014 (Min)	9/8	24	231	9.6	23	2	
2015 (Min)	16/16	49	495	10.1	47t	5	
Playoffs	1/1	1	24	24.0	24	0	
2016 (Min)	8/8	32	323	10.4	22	4	
Totals	72/64	214	2,104	9.9	47t	26	
Playoffs	2/2	4	66	16.5	24	0	

SINGLE-GAME CAREER HIGHS

Receptions..... 9..... vs. Carolina, 10/13/13
 Receiving Yards 106..... vs. Green Bay, 11/22/15
 Long Reception 47t..... vs. Green Bay, 11/22/15
 Long TD Reception 47t..... vs. Green Bay, 11/22/15
 TD Receptions 2..... vs. San Francisco, 9/23/12
 2-Point Conversion 1..... at Washington, 10/14/12

RUDOLPH'S TOUCHDOWNS

GAME	PLAY
vs. Oakland, 11/20/11	1 pass from C. Ponder
vs. Denver, 12/4/11	19 pass from C. Ponder
@ Washington, 12/24/11	17 pass from J. Webb
@ Indianapolis, 9/16/12	6 pass from C. Ponder
vs. San Francisco, 9/23/12	1 pass, 2 pass from C. Ponder
vs. Tennessee, 10/7/12	15 pass from C. Ponder
@ Washington, 10/14/12	1 pass from C. Ponder
vs. Detroit, 11/11/12	20 pass from C. Ponder
@ Chicago, 11/25/12	2 pass from C. Ponder
@ Green Bay, 12/2/12	7 pass from C. Ponder
@ Houston, 12/23/12	3 pass from C. Ponder
@ Chicago, 9/15/13	20 pass from C. Ponder
vs. Carolina, 10/13/13	23 pass from C. Ponder
@ Dallas, 11/3/13	31 pass from C. Ponder
@ St. Louis, 9/7/14	7 pass from M. Cassel
vs. Carolina, 11/30/14	4 pass from T. Bridgewater
vs. Detroit, 9/20/15	5 pass from T. Bridgewater
vs. Kansas City, 10/18/15	4 pass from T. Bridgewater
@ Detroit, 10/25/15	1 pass from T. Bridgewater
vs. Green Bay, 11/22/15	47 pass from T. Bridgewater
vs. NY Giants, 12/27/15	28 pass from T. Bridgewater
vs. Green Bay, 9/18/16	8 pass from S. Bradford
at Carolina, 9/25/16	15 pass from S. Bradford
vs. NY Giants, 10/3/16	7 pass from S. Bradford
vs. Detroit, 11/6/16	1 pass from S. Bradford
Total	26 (26 receiving)

RUDOLPH'S CAREER GAME-BY-GAME (* starts)

2011	MINNESOTA	No.	Yards	Avg.	Long	TD
9/11	@ San Diego	0	0	0.0	0	0
9/18	Tampa Bay	1	15	15.0	15	0
9/25	Detroit	3	39	13.0	20	0
10/2	@ Kansas City	3	44	14.7	41	0
10/9	Arizona	0	0	0.0	0	0
10/16	@ Chicago	2	20	10.0	18	0
10/23	Green Bay	0	0	0.0	0	0
10/30	@ Carolina	2	15	7.5	13	0
11/14	Green Bay	3	37	12.3	21	0
11/20	Oakland	3	7	2.3	4	1
11/27	@ Atlanta		INACTIVE			
12/4	Denver	1	19	19.0	19t	1
12/11	@ Detroit	1	0	0.0	0	0
12/18	New Orleans	2	15	7.5	8	0
12/24	@ Washington	2	23	11.5	17t	1
1/1/12	Chicago	3	15	5.0	9	0
Totals	GP/GS: 15/8	26	249	9.6	41	3

2013	MINNESOTA	No.	Yards	Avg.	Long	TD
9/8	@ Detroit*	2	27	13.5	21	0
9/15	@ Chicago*	3	42	14.0	20t	1
9/22	Cleveland*	5	28	5.6	9	0
9/29	Pittsburgh*	2	6	3.0	6	0
10/13	Carolina*	9	97	10.8	23t	1
10/21	@ NY Giants*	3	27	9.0	21	0
10/27	Green Bay*	4	51	12.8	17	0
11/3	@ Dallas*	2	35	17.5	31t	1
11/7	Washington		INACTIVE			
11/17	@ Seattle		INACTIVE			
11/24	@ Green Bay		INACTIVE			
12/1	Chicago		INACTIVE			
12/8	@ Baltimore		INACTIVE			
12/15	Philadelphia		INJURED RESERVE			
12/22	@ Cincinnati		INJURED RESERVE			
12/29	Detroit		INJURED RESERVE			
Totals	GP/GS: 8/8	30	313	10.4	31t	3

2012	MINNESOTA	No.	Yards	Avg.	Long	TD
9/9	Jacksonville*	5	67	13.4	29	0
9/16	@ Indianapolis*	3	35	11.7	15	1
9/23	San Francisco*	5	36	7.2	16	2
9/30	@ Detroit*	2	8	4.0	7	0
10/7	Tennessee*	4	23	5.8	15t	1
10/14	@ Washington*	6	56	9.3	18	1
10/21	Arizona*	0	0	0.0	0	0
10/25	Tampa Bay*	2	17	8.5	12	0
11/4	@ Seattle*	0	0	0.0	0	0
11/11	Detroit*	7	64	9.1	20t	1
11/25	@ Chicago*	5	55	11.0	25	1
12/2	@ Green Bay*	6	51	8.5	21	1
12/9	Chicago*	0	0	0.0	0	0
12/16	@ St. Louis*	3	22	7.3	14	0
12/23	@ Houston*	3	39	13.0	27	1
12/30	Green Bay*	2	20	10.0	10	0
Totals	GP/GS: 16/16	53	493	9.3	29	9

PLAYOFFS

1/5/13	@ Green Bay	3	42	14.0	23	0
--------	-------------	---	----	------	----	---

2014	MINNESOTA	No.	Yards	Avg.	Long	TD
9/7	@ St. Louis*	2	16	8.0	9	1
9/14	New England*	5	53	10.6	17	0
9/21	@ New Orleans*	3	27	9.0	10	0
9/28	Atlanta		INACTIVE			
10/2	@ Green Bay		INACTIVE			
10/12	Detroit		INACTIVE			
10/19	@ Buffalo		INACTIVE			
10/26	@ Tampa Bay		INACTIVE			
11/2	Washington		INACTIVE			
11/16	@ Chicago	0	0	0.0	0	0
11/23	Green Bay*	3	50	16.7	23	0
11/30	Carolina*	2	7	3.5	4t	1
12/7	NY Jets*	2	9	4.5	6	0
12/14	@ Detroit*	7	69	9.9	21	0
12/21	@ Miami		INACTIVE			
12/28	Chicago*	0	0	0.0	0	0
Totals	GP/GS: 9/8	24	231	9.6	23	2

2015.....MINNESOTA.....No.	Yards	Avg.	Long	TD
9/14.....@ San Francisco*.....5	53	10.6	19	0
9/20.....@ Detroit*.....5	30	6.0	11	1
9/27.....San Diego*.....2	14	7.0	10	0
10/4.....at Denver*.....2	7	3.5	6	0
10/18.....Kansas City*.....2	9	4.5	5	1
10/25.....@ Detroit*.....2	10	5.0	9	1
11/1.....@ Chicago*.....2	22	11.0	16	0
11/8.....St. Louis*.....2	30	15.0	15	0
11/15.....@ Oakland*.....1	7	7.0	7	0
11/22 .. Green Bay*.....6	106	17.7	47t	1
11/29.....@ Atlanta*.....7	53	7.6	13	0
12/6.....Seattle*.....3	13	4.3	6	0
12/10.....@ Arizona*.....6	67	11.2	17	0
12/20.....Chicago*.....2	21	10.5	12	0
12/27.....NY Giants*.....2	53	26.5	28t	1
1/3/16...@ Green Bay*.....0	0	0.0	0	0
Totals .. GP/GS: 16/16.....49	495	10.1	47t	5

PLAYOFFS

1/10/16...Seattle*.....1	24	24.0	24	0
--------------------------	----	------	----	---

2016.....MINNESOTA.....No.	Yards	Avg.	Long	TD
9/11.....@ Tennessee*.....4	65	16.3	21	0
9/18.....vs. Green Bay*.....3	31	10.3	19	1
9/25.....@ Carolina*.....7	70	10.0	18	1
10/3.....vs. NY Giants*.....5	55	11.0	16	1
10/9.....vs. Houston*.....2	15	7.5	14	0
10/23...@ Philadelphia*.....5	55	11.0	22	0
10/31.....@ Chicago.....0	31	6.2	11	0
11/6.....vs. Detroit.....1	1	1.0	1	1
11/13.....@ Washington.....				
11/20.....vs. Arizona.....				
11/24.....@ Detroit.....				
12/1.....vs. Dallas.....				
12/11.....@ Jacksonville.....				
12/18.....vs. Indianapolis.....				
12/24.....@ Green Bay.....				
1/1/17...vs. Chicago.....				
Totals .. GP/GS: 8/8.....32	323	10.1	22	4

HAWAII DELIGHT

Kyle Rudolph joined rare company when he was named the MVP of the 2012 Pro Bowl, a feat achieved for only the 5th time in Vikings history. Rudolph is 1 of 4 Vikings TEs to earn a Pro Bowl berth in Vikings history and earned MVP accolades in the 2012 contest after hauling in 5 catches for 122 yards and a TD from Eli Manning in the 62-35 NFC victory. He gifted the complimentary car that comes with MVP to his father.

VIKINGS PRO BOWL TEs

PLAYER.....	SEASON
Joe Senser.....	1981
Steve Jordan.....	1986, '87, '88, '89, '90, '91
Byron Chamberlain.....	2001
Kyle Rudolph.....	2012

VIKINGS PRO BOWL MVPs

PLAYER.....	SEASON
Fran Tarkenton.....	1964
Ahmad Rashad.....	1978
Randy Moss.....	1999
Adrian Peterson.....	2007
Kyle Rudolph.....	2012

RUDOLPH THE END ZONE REINDEER

Kyle Rudolph has been a scoring threat since entering the NFL in 2011, highlighted by his 9-TD season in 2012. He continues to climb the Vikings record book in 2016.

VIKINGS CAREER TD RECEPTIONS BY TEs

PLAYER.....	TDs
Steve Jordan.....	28
Kyle Rudolph.....	26
Visanthe Shiancoe.....	24

VIKINGS SINGLE-SEASON TD RECEPTIONS BY TEs

PLAYER, YEAR.....	TDs
Visanthe Shiancoe, 2009.....	11
Kyle Rudolph, 2012.....	9
Joe Senser, 1981.....	8

VIKINGS CAREER RECEPTIONS BY TEs

PLAYER.....	REC
Steve Jordan.....	498
Kyle Rudolph.....	214
Visanthe Shiancoe.....	208



ANDREW SENDEJO #34

POSITION: SAFETY
HEIGHT/WEIGHT: 6-1/210
DOB: 9-9-87
HOMETOWN: SAN ANTONIO, TX

COLLEGE: RICE
ACQUIRED: FA '11
NFL SEASON: 6
VIKINGS SEASON: 5

2016 GP/GS

7/7

Career GP/GS

70/33 (2/0-DAL; 67/32-MIN)

Playoffs GP/GS

2/1 (2/1-MIN)

- Started career-high 13 games in 2015.
- Had career-best 17 tackles vs. Washington (11/7/13).
- Began pro career with UFL's Sacramento Mountain Lions.

OFF THE FIELD

Took part in the Over The Edge challenge to raise funds and awareness for Make-A-Wish® Central and South Texas during the 2016 offseason...Took part in Vikings annual Arctic Blast snowmobile rally during the 2014 offseason...Teammates at Rice with Corey Frazier, son of former Vikings Head Coach Leslie Frazier...Earned sports management degree from Rice...Plays guitar and piano...Has extensive background in martial arts and his father was an instructor.

HONORS

VIKINGS Special Teams Player of the Year in 2014.

PRO

Had career-best 17 tackles to lead team in win vs. Washington (11/7/13) on *Thursday Night Football*...Earned 1st career starts in 2013, starting 10 of the career-high 16 games he played on the season- 9 in

place of Harrison Smith and 1 in place of Jamarca Sanford...Played in 13 games and the Wild Card playoff in 2012...Regular contributor on special teams...Led the team in special teams tackles in 2014 with 13...Saw action in 3 games for the Vikings in 2011...Played 2 games as a rookie in 2010 for Dallas...Began pro career with UFL's Sacramento Mountain Lions in 2010 under Dennis Green.

2016

Returned from injury vs. Detroit (11/6) and registered 3 tackles (2 solo)...Inactive with an ankle injury at Chicago (10/31)...Had an INT at Philadelphia (10/23) giving him picks in back to back games...Left game against Eagles with an ankle injury...Snagged his 1st INT of the season and had 6 tackles vs. Houston (10/9)...Had 4 tackles vs. NY Giants (10/3) and 6 tackles at Carolina (9/25)... Led the Vikings with 11 tackles and recovered a fumble for the 2nd straight game vs Green Bay (9/18)...Registered 5 tackles (3 solo) and recovered a fumble he returned 2 yards at Tennessee (9/11)...Tied for team lead with 2 special teams tackles against the Titans.

Ranked 2nd on team with 100 tackles despite missing 3 games

on the season...Helped Vikings rank #5 in NFL in offensive points allowed...Notched 1st career sack when he shared one with Linval Joseph vs. St. Louis (11/8) on QB Nick Foles...Started 1st career playoff game in Wild Card vs. Seattle (1/10/16)...Posted season-best 14 tackles at Green Bay (1/3/16) in game that sealed NFC North title for the Vikings and wrestled crown away from Packers after 4 year stretch of winning division...Had 10+ tackles in 5 games on season...Scooped up 1st career FR and had 28-yard return vs. Detroit (9/20), gathering a Lance Moore fumble forced by fellow DB Captain Munnerlyn.

2014 Led the team with 13 special teams tackles...Appeared in all 16 games, making 3 starts...Forced his 1st career fumble close to the goal line vs. NY Jets (12/7) that was recovered by Captain Munnerlyn and kept the Jets out of the end zone...Season-high 10 tackles at Detroit (12/14)...Had 3 games with multiple special teams tackles.

2013 Ranked 3rd on team and led Vikings DBs with 104 tackles despite not starting a game until the 4th week of the season and 3rd on team with 13 special teams stops...Led team with 12 tackles at Seattle (11/17)...Had 4 games with 10+ tackles...Snared 1st career INT at Baltimore (12/8)...Started and had career-high 17 tackles vs. Washington (11/7) on Thursday Night...Started on Sunday Night vs. Green Bay (10/27) and had 13 tackles...Started 1st NFL game vs. Pittsburgh (9/29) in International Series game at London...Started on Monday Night at NY Giants (10/21) in place of injured Smith...Replaced Sanford mid-game following injury vs. Cleveland (9/22).

2012 Ranked 4th on team with 11 special teams tackles...Played in career-best 13 games and played in 1st career playoff game in Wild Card matchup at Green Bay (1/5/13)...Missed a pair of games with ankle injury in Weeks 4-5 but bounced back to play in final 11 regular season games...Had a pair of special teams stops in Wild Card playoff game.

2011 Played in 3 games with the Vikings and was inactive for 2... Played in 1st game for Vikings in his 2nd week with the team at Detroit (12/11)...Saw time in the final 2 games of season at Washington (12/24) and vs. Chicago (1/1/12)...Signed by Vikings on 11/29...Spent preseason with Dallas, released before regular season...Joined NY Jets on 9/4 and was inactive for season opener vs. Dallas (9/11)... Released by Jets and signed to their practice squad on 9/14 before his release on 9/27.

2010 Made NFL debut as a rookie with Dallas...Moved from Dallas practice squad to 53-man roster on 11/29...Played in a pair of games, notching a special teams tackle vs. Washington (12/19)...Played in 1st career game vs. Philadelphia (12/12)...Spent time with Sacramento Mountain Lions of the UFL...Tied for 2nd in UFL in tackles.

COLLEGE Ended collegiate career as an honorable mention All-Conference USA choice as a junior and senior...Left Rice ranked tied for 2nd in career tackles and tied for 7th in career INTs...Promising senior season was cut short by injury, playing in only 7 games...Notched 318 tackles, 9 INTs, 2 sacks and 7 FFs...Started all 12 games as a true freshman en route to Freshman All-America honors.

PREP Standout in football, track and soccer at Smithson Valley High in Spring Branch, TX...Named honorable mention All-State as a junior and senior...Earned county Defensive Player of the Year as a senior.

SENDEJO'S NFL TOTALS


Year.....	GP/GS	Tackles					Special				
		Solo	Asst.	Total	Sacks	INTs	PBU	TFL	QBH	FF/FR	Teams
2010 (Dal)	2/0	0	0	0	0.0	0	0	0	0	0/0	1
2011 (Min)	3/0	0	0	0	0.0	0	0	0	0	0/0	3
2012 (Min).....	13/0	0	0	0	0.0	0	0	0	0	0/0	11
Playoffs.....	1/0	0	0	0	0.0	0	0	0	0	0/0	2
2013 (Min).....	16/10	67	37	104	0.0	1 (1)	4	4	1	0/0	13
2014 (Min).....	16/3	14	6	20	0.0	0	1	0	1	1/0	13
2015 (Min).....	13/13	57	43	100	0.5	1 (9)	6	0	1	0/1	2
Playoffs.....	1/1	3	0	3	0.0	0	2	0	0	0/0	0
2016 (Min).....	7/7	22	14	36	0.0	2 (18)	2	0	0	0/2	2
Totals	69/32	160	99	259	0.5	3 (28)	13	4	3	1/3	45
Playoffs	2/1	3	0	3	0.0	0	2	0	0	0/0	2

SINGLE-GAME CAREER HIGHS

Tackles..... 17..... vs. Washington, 11/7/13
 Solo Tackles..... 16..... vs. Washington, 11/7/13
 Interception..... 1..... 4x, last at Philadelphia, 10/23/16
 Passes Defensed..... 3..... at Baltimore, 12/8/13
 Forced Fumble..... 1..... vs. New York Jets, 12/7/14
 Fumble Recovery..... 1..... 3x, vs. Detroit, 9/20/15; at Tennessee, 9/11/16; vs. Green Bay, 9/18/16
 Tackles for Loss..... 1..... 4 times, last vs. Philadelphia, 12/15/13
 Special Teams Tackles..... 3..... vs. Chicago, 12/9/12; vs. Green Bay, 10/27/13

SENDEJO'S INTERCEPTIONS

GAME	QB	INT
@ Baltimore, 12/8/13.....	Joe Flacco	1 (1)
vs. NY Giants, 12/27/15.....	Eli Manning.....	1 (9)
vs. Houston, 10/9/16	Brock Osweiler.....	1 (2)
@ Philadelphia, 10/23/16.....	Carson Wentz.....	1 (16)
Total.....		4 (28)



AUSTIN SHEPHERD #74

POSITION: TACKLE
HEIGHT/WEIGHT: 6-4/327
DOB: 5-28-92
HOMETOWN: BUFORD, GA

COLLEGE: ALABAMA
ACQUIRED: D7a (#228) '15
NFL SEASON: 2
VIKINGS SEASON: 2

2016 GP/GS
PS

Career GP/GS
14/0

Playoffs GP/GS
1/1

• Started 1st career playoff game when Vikings opened with extra lineman in special package vs. Seattle (1/10/16)

• Helped Alabama to back-to-back national titles as a freshman and sophomore.

OFF THE FIELD Married to wife, Jenna...Proposed during the 2014 season at the Children's Hospital in Birmingham...Founder of the Austin Shepherd Foundation, which focuses on monthly visits to Children's hospitals as well as other various community events...Earned undergrad degree in marketing and pursued a master's degree in marketing in his 5th year at Alabama.

PRO Played in 14 regular season games and the playoff game during rookie campaign...Got 1st career start in Wild Card Playoff vs. Seattle (1/10/16) when Vikings opened in heavy package...Stepped in on offense during the season to spell RT T.J. Clemmings at Chicago (11/1/15) and LT Matt Kalil vs. NY Giants (12/27/15)...Selected in the 7th round (#228 overall) of the 2015 NFL Draft...1 of 4 Alabama players ever drafted by the Vikings, the 1st since Dwayne Rudd in 1997...1-of-3 OL drafted by the Vikings on the 3rd day of the 2015 NFL Draft.

2016 Signed to the Vikings practice squad on 10/25.

2015 Saw time in 14 games during regular season and the Wild Card Playoff vs. Seattle (1/10/16)...Made 1st career start in Wild Card playoff when team opened with an extra offensive lineman in a heavy formation...Played primarily on special teams and in goal-line situations that called for an extra blocker...

Stepped in on offensive line for fellow rookie T.J. Clemmings when he was sidelined due to injury, filling in at RT for 6 plays... Replaced LT Matt Kalil for 9 plays vs. NY Giants (12/27) when he left game with injury briefly...Part of offensive line that helped pave way for Adrian Peterson to lead the NFL in rushing with 1,485 yards.

COLLEGE Started 27 career games at RT for Alabama...Helped Alabama to back-to-back National Titles following the 2011 and 2012 seasons...As a 2-year starter, allowed only 2 sacks...All 27 starts came in final 2 years at Alabama, allowed just 1 sack during the 2014 season en route to earning 2nd-Team All-SEC honors...Earned SEC Offensive Lineman of the Week and Alabama Offensive Player of the Week honors for his efforts in the 2014 Iron Bowl, a 55-44 victory over Auburn, the Crimson Tide amassed 539 yards, including 227 rushing yards (11/29/14)... As a junior, started all 13 games at RT and did not allow a sack until the Sugar Bowl, a 45-31 loss to Oklahoma (1/2/14)...In 4-year playing career, helped Alabama to a 48-6 overall record.

PREP 3-year starter at North Gwinnett High School in Suwanee, GA, an Atlanta Suburb...Helped the Bulldogs to a 24-2 record as a junior and senior.



MARCUS SHERELS #35

POSITION: CORNERBACK
HEIGHT/WEIGHT: 5-10/175
DOB: 9-30-87
HOMETOWN: ROCHESTER, MN

COLLEGE: MINNESOTA
ACQUIRED: UDFA '10
NFL SEASON: 6
VIKINGS SEASON: 6

2016 GP/GS
7/0

Career GP/GS
88/7

Playoffs GP/GS
2/0

• Holds Vikings career record with 5 career punt return TDs.

• Local product attended Rochester John Marshall High and University of Minnesota. His brother, Mike, is LBs coach at the University of Minnesota, and the brothers were teammates with the Golden Gophers.

OFF THE FIELD Earned bachelor's degree in political science in spring 2010...Aspires to attend law school after his playing career...Older brother, Mike, played LB for the Gophers from 2004-07 and captained the team as a junior and senior. He was invited to Vikings rookie mini camp for a tryout in 2008... Brother, Mike, now serves on Gophers coaching staff, coaching LBs...Earned Academic All-Big Ten as a sophomore.

HONORS Named **NFC Special Teams Player of the Week** for game at Chicago (11/1/15).

PRO Holds Vikings record with 5 career PR TDs, passing career marks of 2 held by Mewelde Moore and David Palmer...Ranks 2st in the NFL in both punt return yards (1,411) and PR TDs (5) since 2012...Started career-high 4 games in 2013...Set Vikings single-season record with a 15.2 PR avg, breaking the previous mark of 13.2 set by David Palmer in 1995...Ranks 1st in Vikings history with a 10.6 career punt return avg. (159 for 1,688)... Holds team record with 7 career PRs of 50+ and set team mark with 2 PRs of 50+ in a season in 2013 and 2016...Notched the 3rd-longest PR TD in club history with 86-yarder at NY Giants (10/21)...Set Vikings single-game record with 119 punt return yards on *Monday Night Football* at NY Giants (10/21)...Became the 10th player in Vikings history to return a punt for a TD with

a 77-yard return for a score at Detroit (9/30/12), the 7th-longest punt return in team history and the 6th-longest PR TD in team history...Set Vikings preseason record with a 109-yard KOR TD vs. Tennessee in the 2013 preseason finale at MOA Field...Climbed from rookie free agent to seeing game action in 2010 regular season finale at Detroit (1/2/11)...Signed as a rookie free agent on 5/4/10 after performance in Vikings rookie camp where he participated on a tryout basis.

2016 Contributed on special teams vs. Detroit (11/6)...Inactive with a wrist injury at Chicago (10/31)... 2 punt returns for 9 yards at Philadelphia (10/23)...Returned his 5th career punt for a TD on a 79-yard return vs. Houston (10/9), extending his team career record...Finished with 4 PRs for 100 yards against and 1 special teams tackle against the Texans...Recovered a muffed punt early in the game vs. NY Giants (10/3) to gain momentum...Also added 1 special teams tackle and returned 2 punts for 13 yards against the Giants... Returned a punt 54 yards for a score at Carolina (9/25), the 4th of his career...Recorded his 1st PBU and returned his 1st KO of the season 18 yards vs. the Panthers...Had 3 fair catches vs. Green Bay (9/18)...Returned 3 punts for 10 yards (3.3 avg) and had 1 special teams tackle at Tennessee (9/11).

2015 Scored his Vikings-record 3rd career punt return TD, notching a 65-yard TD return at Chicago (11/1), helping break an 8-game losing streak at Soldier Field...Set Vikings record with his 5th career punt return of 50+ yards...Earned 1st career **NFC Special Teams Player of the Week** honors for game at Chicago (11/1)...Jumped on a 49ers FG blocked by teammate Andrew Sendejo at San Francisco (9/14) in season opener and returned it 44 yards...Ranked 5th on team with 8 special teams tackles.

2014 Became the franchise leader in career punt return average with a 10.5 (114 for 1,196) average...11.0 punt return average on the season...Tied for 6th in the NFL, 3rd in the NFC, in punt return average...Longest punt return came at Detroit (12/14) with a 35-yard return...Returned 4 kickoffs for 110 yards a 27.5 average and a long return of 46 yards at Green Bay (10/2)...4th on the team with a career-high 11 special teams tackles while adding 1 forced fumble...Appeared in all 16 games.

2013 Set team record with a 15.2 avg on PRs for the season-breaking the previous mark by 2 yards per return (David Palmer, 13.2 in 1995)...Tied Vikings career record with his 2nd career PR TD, an 86-yard score at NY Giants (10/21)...Set team record for single-game PR yards with 119 at NY Giants (10/21)...Set Vikings mark with 2 PRs of 50+ yards on season and is tied for club's career record with 4 PRs of 50+ for his career...Snared

1st career INT at Baltimore (12/8)...Had a pair of 8-tackle games during season, at Dallas (11/3) and at Cincinnati (12/22)...Notched 4 tackles at Green Bay (11/24)...Started at RCB for International Series game in London vs. Pittsburgh (9/29)...Stepped in for injured Chris Cook vs. Cleveland (9/22) and tied for team-high with career-best 10 tackles, including 9 solos and led team with 4 passes defended...Had 2 tackles and a TFL vs. Green Bay (10/27) on *Monday Night Football*.

2012 Handled all punt return duties and tied for team-high in kickoff returns with 16...Ranked 7th in NFC in PR average at 9.0 yards per...Scored 1st career TD on a 77-yard punt return at Detroit (9/30), helping match a Vikings record with a punt return and KO return in the same game when Percy Harvin also scored on a 105-yard KOR TD...The Vikings set an NFL record by posting their 3rd all-time game with a PR TD and KO return TD in the same game in club history...His 77-yard PR TD was the 1st since 2008 for the Vikings and ranks as the 7th-longest PR in team history...Returned 16 kickoffs during the season, tied with Percy Harvin for the team-lead.

2011 Moved from special teams role to start 3 games as a CB or nickel back as injuries took their toll on the Vikings backfield...Handled all punt return duties and tied for 2nd on team with 16 kickoff returns...Earned 1st career start vs. Arizona (10/9), the 1st win of the season...Notched the Vikings longest punt return of season with 53-yarder vs. Detroit (9/25) and the 3rd-longest kickoff return with a 78-yarder at Carolina (10/30)...Helped Vikings post a team-record 26.9-yard kickoff return average as a team...Started other 2 games of season vs. New Orleans (12/18) and at Washington (12/24)...Notched 1st career sack against Aaron Rodgers vs. Green Bay (10/23).

2010 Impressed the Vikings coaches enough to earn a spot on the 2010 practice squad...Released on 9/28/10 but was re-signed to the practice squad 10/13/10...Spent a total of 15 weeks on practice squad in 2010...Signed to the Vikings' active roster on 12/31/10 and made his NFL debut in Detroit on 1/2/11...Originally joined Vikings as a rookie free agent.

COLLEGE Worked his way from walk-on to full-time starter as a junior and senior at CB for the Gophers...Excelled on special teams during career as a return man and in coverage...Had a pair of INTs as a junior and senior...Notched an 88-yard fumble return as a senior.

PREP Earned Honorable Mention All-State as a senior RB at Rochester John Marshall...Standout in basketball.

MANY HAPPY RETURNS

PUNT RETURN TDs IN VIKINGS HISTORY

Marcus Sherels, vs. Houston (10/9/16)	79t
Marcus Sherels, at Carolina (9/25/16)	54t
Marcus Sherels, at Chicago (11/1/15)	65t
Marcus Sherels, at NY Giants (10/21/13)	86t
Marcus Sherels, at Detroit (9/30/12)	77t
Bernard Berrian, at Arizona (12/14/08)	82t
Mewelde Moore, vs. New England (10/30/06)	71t
Mewelde Moore, at NY Giants (11/13/05)	71t
Nate Burleson, at Indianapolis (11/8/04)	91t
Randy Moss, at Kansas City (12/12/99)	64t
David Palmer, at NY Giants (9/29/96)	69t
David Palmer, at Detroit (11/23/95)	74t
Leo Lewis, vs. Atlanta (11/22/87)	78t
Charlie West, vs. Washington (11/3/68)	98t
Billy Butler, vs. San Francisco (9/29/63)	60t
Hugh McElhenny, at Chicago (12/17/61)	81t

LONGEST PUNT RETURNS IN VIKINGS HISTORY

Charlie West, vs. Washington (11/3/68)	98t
Nate Burleson, at Indianapolis (11/8/04)	91t
Marcus Sherels, at NY Giants (10/21/13)	86t
Bernard Berrian, at Arizona (12/14/08)	82t
Bob Grim, vs. NY Giants (11/5/67)	81
Hugh McElhenny, at Chicago (12/17/61)	81t
Marcus Sherels, vs. Houston (10/9/16)	79t
Leo Lewis, vs. Atlanta (11/22/87)	78t
Marcus Sherels, at Detroit (9/30/12)	77t

ACTIONS SPEAK LOUDER THAN WORDS

Marcus Sherels has made a splash in the Vikings record book for average and TDs in his 5 seasons as the primary punt return man.

VIKINGS SINGLE-SEASON PUNT RETURN AVERAGE

PLAYER, SEASON, RETS/YDS	AVG
Marcus Sherels, 2013, 22/335	15.2
David Palmer, 1995, 26/342	13.2
David Palmer, 1997, 34/444	13.1

VIKINGS CAREER PUNT RETURN AVERAGE

PLAYER, RETS/YDS	AVG
Marcus Sherels (161/1,697)	10.5
Mewelde Moore (74/768)	10.4
David Palmer (162/1,610)	9.9
Billy Butler (55/545)	9.9

CAREER PUNT RETURN TDs IN VIKINGS HISTORY

Marcus Sherels	5
David Palmer	2
Mewelde Moore	2

VIKINGS CAREER PUNT RETURNS OF 50+ YARDS

PLAYER	50+ RETURNS
Marcus Sherels	7
David Palmer	4

SHERELS' NFL TOTALS

Year.....GP/GS	Tackles							Special		
	Solo	Asst.	Total	Sacks	INTs	PBU	TFL	QBH	FF/FR	Teams
2010 (Min).....1/0	0	0	0	0.0	0	0	0	0	0/0	0
2011 (Min).....16/3	20	4	24	1.0	0	3	0	0	0/0	6
2012 (Min).....16/0	2	3	5	0.0	0	2	0	0	0/0	6
Playoffs.....1/0	0	0	0	0.0	0	0	0	0	0/0	1
2013 (Min).....16/4	39	7	46	0.0	1 (0)	14	2.0	0	1/0	7
2014 (Min).....16/0	0	0	0	0.0	0	0	0	0	0/0	11
2015 (Min).....16/0	1	0	1	0.0	0	0	0	0	0/0	8
Playoffs.....1/0	0	0	0	0.0	0	0	0	0	0/0	0
2016 (Min).....7/0	0	0	0	0.0	0	1	0	0	0/0	3
Totals.....88/7	62	14	76	1.0	1 (0)	20	2.0	0	1/0	41
Playoffs.....2/0	0	0	0	0.0	0	0	0	0	0/0	1

Year.....PR	Punt Returns				Kickoff Returns					
	FC	Yds	Avg	Long	TD	KOR	Yds	Avg	Long	TD
2011 (Min).....33	20	277	8.4	53	0	16	445	27.8	78	0
2012 (Min).....32	27	287	9.0	77t	1	16	422	26.4	41	0
Playoffs.....3	5	25	8.3	17	0	2	60	30.0	37	0
2013 (Min).....22	26	335	15.2	86t	1	0	0	0.0	0	0
2014 (Min).....27	26	297	11.0	35	0	4	110	27.5	46	0
2015 (Min).....34	15	311	9.1	65t	1	2	33	16.5	21	0
Playoffs.....2	0	7	3.5	10	0	0	0	0.0	0	0
2016 (Min).....13	8	190	14.6	79t	2	2	35	17.5	18	0
Totals.....161	123	1,697	10.5	86t	5	40	1,045	26.1	78	0
Playoffs.....5	5	32	6.4	17	0	2	60	30.0	37	0

SINGLE-GAME CAREER HIGHS

Punt Returns 6..... at Houston, 12/23/12
 Punt Return Yards.....119..... at NY Giants, 10/21/13
 Long Punt Return.....86t..... at NY Giants, 10/21/13
 Punt Return TD1..... 5x, last vs. Houston, 10/9/16
 Kickoff Returns.....5..... vs. Denver, 12/4/11
 Kickoff Return Yards.....124..... vs. Green Bay, 12/30/12
 Long Kickoff Return.....78..... at Carolina, 10/30/11
 Tackles.....10..... vs. Cleveland, 9/22/13
 Sack.....1.0..... vs. Green Bay, 10/23/11
 Tackle For Loss.....1.0..... 2x, last vs. Green Bay, 10/27/13
 Interception.....1..... at Baltimore, 12/8/13
 Pass Defensed.....4..... vs. Cleveland, 9/22/13

SHERELS' TOUCHDOWNS

GAME.....**PLAY**
 @ Detroit, 9/30/12.....77-yd punt return
 @ NY Giants, 10/21/13.....86-yd punt return
 @ Chicago, 11/1/15.....65-yd punt return
 @ Carolina, 9/25/16.....54-yd punt return
 vs. Houston, 10/9/16.....79-yd punt return
Total.....5 (5 PR)

SHERELS' SACK

GAME.....**QB**.....**SACK**
 vs. Green Bay, 10/23/11.....Aaron Rodgers.....1.0
Total.....1.0

SHERELS' INTERCEPTION

GAME.....**QB**.....**INT**
 @ Baltimore, 12/8/13.....Joe Flacco.....1 (0)
Total.....1 (0)





JEREMIAH SIRLES #78

POSITION: TACKLE
HEIGHT/WEIGHT: 6-6/315
DOB: 8-8-91
HOMETOWN: LAKEWOOD, CO

COLLEGE: NEBRASKA
ACQUIRED: T (SD) '15
NFL SEASON: 3
VIKINGS SEASON: 2

2016 GP/GS
6/3

Career GP/GS
8/4 (2/1-SD, 6/3-MIN)

Playoffs GP/GS
0/0

preseason with Chargers.

- Went from undrafted rookie free agent in 2014 to starting by end of his rookie campaign in San Diego.
- Played his senior season at Nebraska as a grad student.

OFF THE FIELD Married to Emma during 2016 offseason... Active with charity efforts through Team Jack, Tyson's Treasure Chest and fighting pediatric brain cancer...Earned degree in management in May 2012 from Nebraska and played his senior year as a grad student...Named 2nd-Team Academic All-Big 12 in 2010...Earned 3 spots on Nebraska Scholar-Athlete Honor Roll and 2-time Big 12 Commissioners Honor Roll selection... Named to Nebraska's Brook Berringer Citizenship team in 2012 and 2013...Active in community outreach programs throughout collegiate and pro career.

PRO Started his game as a Viking vs. Houston (10/9) at RT... Acquired by Vikings via trade with San Diego on 9/6/15...Did not play in a game for Vikings in 2015, either inactive on game day or dressed but did not play...Moved from practice squad to 53-man roster in San Diego as a rookie in 2014...Played in 2 games and started 1 late in 2014 season...Signed with San Diego as a rookie free agent on 5/31/14.

2016 Started at LG for injured Alex Boone vs. Detroit (11/6)... Contributed on offense and special teams at Chicago (10/31)... Started at RT for the 2nd straight game at Philadelphia (10/23)...Started at RT, marking his 1st career start as a Viking, vs. Houston (10/9/16)...Played in the absence of injured RT Andre Smith vs. New York Giants (10/3)...Played in the absence of injured G Alex Boone at Carolina (9/25)...Active but did not play vs. Green Bay (9/18)...Saw 1st action as a Viking at Tennessee (9/11).

2015 Inactive for 14 regular season games and Wild Card playoff matchup...Dressed for the 46-man game day roster but did not play vs. San Diego (9/27) and vs. Kansas City (10/18)... Acquired in trade from San Diego in final roster moves following preseason on 9/6...Went to training camp and through

2014 Played in 2 games and started 1 in his rookie season... Made 1st career start at Kansas City (12/28) at RG...Filled in for injured Johnnie Troutman at RG in 3rd quarter of game at San Francisco (12/20) in a 38-35 OT win for the Chargers on a Saturday night CBS national game, capping a furious 21-point comeback win, matching a team record for deficit overcome... Moved from practice squad to 53-man roster and was active but did not play for 3 weeks...Spent opening 11 weeks of season on Chargers practice squad...Released at the end of preseason and signed the following day to practice squad...Joined San Diego originally as a rookie free agent on 5/31, going through training camp and preseason.

COLLEGE Started 41 of his 53 career games played...Huskars moved to Big Ten in 2011, his sophomore season...All-Big Ten Honorable Mention as senior and 2nd-Team as a junior... Academic All-Big Ten as a senior...2013 Recipient of Nebraska's Guy Chamberlain Award, honoring the player who contributes to betterment of the University on and off the field...Started opening 8 games of senior year at LT and final 5 at RT...Started every game as a junior for Big Ten's top total offense...Did not start as sophomore after coming off spring shoulder injury... Started every game as redshirt freshman in 2010 at LT for Big 12 North champs...Redshirted in 2009.

PREP Earned All-Colorado honors as a junior and senior at Bear Creek High in the Denver suburb of Lakewood...Competed in basketball and track...Helped lead team to state basketball tournament as a senior.

SIRLES' CAREER GAMES/STARTS

Year	GP/GS
2014 (SD)	2/1
2015 (Min)	0/0
Playoffs	0/0
2016 (Min)	6/3
Totals	8/4
Playoffs	0/0

VIKINGS RANK AMONG NFL'S ALL-TIME LEADERS

The Vikings 26 all-time playoff berths and 17 Division titles since the 1970 merger rank among the NFL's all-time leaders with only Pittsburgh and Dallas making more trips to the playoffs than the Vikings and only Pittsburgh, San Francisco and Dallas have more Division titles than the Vikings 17. The Vikings have 397 wins since the 1970 merger, good for 7th in the league in that span and trailing only Dallas (413) and San Francisco (400) in the NFC.

NFL DIVISION TITLES SINCE THE 1970 MERGER

Pittsburgh	21
San Francisco	19
Dallas	18
Minnesota	17
New England	17

NFL PLAYOFF BERTHS SINCE THE 1970 MERGER

Pittsburgh	28
Dallas	27
Minnesota	26
San Francisco	24



ANDRE SMITH #71

POSITION: TACKLE
HEIGHT/WEIGHT: 6-4/325
DOB: 1-25-87
HOMETOWN: BIRMINGHAM, AL

COLLEGE: ALABAMA
ACQUIRED: FA '16
NFL SEASON: 8
VIKINGS SEASON: 1

2016 GP/GS
4/4

Career GP/GS
86/77 (82/73-CIN, 4/4-MIN)

Playoffs GP/GS
5/4-CIN

• Joined Vikings as a free agent in the 2016 offseason and started the 1st 4 games before being placed on IR on 10/11/16 with a tricep injury.

• Spent opening 5 seasons of his NFL career with Bengals while Mike Zimmer was Defensive Coordinator for the club.

• Winner of 2008 Outland Trophy as top lineman in college football during his junior season at Alabama.

OFF THE FIELD Majored in general studies...Brother, Christian, played WR/DB at Hampton University...Enjoys fishing in his free time...A motorsports enthusiast, enjoys NASCAR and NHRA racing...Is the oldest of 4 children in his family...Family has dealt with fighting breast cancer...Active in community causes that benefit children and the homeless...Was with Bengals when the club was featured on HBO's *Hard Knocks*, a behind-the-scenes look at training camp with an NFL team, during the 2009 and 2013 seasons- both times the club won the AFC North title...Cousin of 2005 Kansas City Chiefs 5th-round draft pick Alphonso Hodge, a DB who played collegiately at Ohio University

PRO Joined Vikings as a free agent in the 2016 offseason and started the 1st 4 games before being placed on IR on 10/11/16 with a triceps injury...Spent opening 7 seasons of NFL career with Cincinnati where he was the #6 overall draft pick in 2009...Teammates in Cincinnati with Vikings CB Terence Newman and LB Emmanuel Lamur...Over the past 5 seasons (2011-15), he has started every game he has played...Part of Bengals AFC North championship teams in 2009, 2013 and 2015...Helped Cincinnati advance to playoffs in 6 of his 7 seasons with the club...Has been part of 10+ win teams 5 times in his 7 seasons...Originally joined Bengals as #6 overall pick in 2009 Draft, the 2nd DT selected in the Draft behind Jason Smith of Baylor going to St. Louis at #2.

2016 Placed on Injured Reserve on 10/11...Started but left the game with an elbow injury vs NY Giants (10/3)...Started vs. Green Bay (9/18) and at Carolina (9/25)...Started his 1st game for the Vikings at Tennessee (9/11) and helped keep QB Shaun Hill unscathed, giving up 0 sacks as a team.

2015 Started 14 games and the Wild Card Playoff matchup against Pittsburgh...Helped Bengals to 12-4 mark, the best record posted in his 7 seasons in Cincinnati...Missed 2 games at midseason with concussion suffered at Pittsburgh (11/1), inactive for games vs. Cleveland (11/5) and vs. Houston (11/16)...Protected QB Andy Dalton as he posted 106.3 passer rating, was sacked only 20 times in 386 attempts and threw for 25 TDs and 7 INTs...Dalton ranked #2 in the NFL in passer rating behind only Russell Wilson, and his 106.3 was Dalton's career high by 18 points...Bengals running game had 2 RBs with 700+ rushing yards- Jeremy Hill with 794 and Giovanni Bernard with 730, ranking #13 and #18 in the NFL in rushing respectively...Hill tied for the NFL lead with 11 rushing TDs...Helped Dalton throw for career-high 383 yards at Baltimore (9/27)...Team rallied in 4th quarter to score 17 points to erase a 24-7 deficit and racked up 419 total yards vs. Seattle (10/11).

2014 Started all 9 games he played...Battled injuries in preseason and again throughout the year, landing on injured reserve on 11/25...Bengals went 10-5-1 to finish as AFC North runners-up...Helped team rank #3 in NFL in sacks allowed with only 23...Squad did not allow a sack in the opening 3 games of the season...Did not play in preseason as he came back from concussion but did start season opener...Missed games 9 and

10 on the season with ankle injury, returning to play in 11th game of the year where he suffered a triceps injury...Threw key block on Bernard's 89-yard TD run vs. Carolina (10/12), the 2nd-longest run in team history...Helped Bengals post the #6 rushing offense in the NFL with an average of 134.2 yards per game...Helped Dalton earn Pro Bowl honors.

2013 Started 15 games in regular season and the Wild Card Playoff contest for the AFC North champions...Helped Dalton to his best statistical season of his career en route to setting team records in passing yards (4,293), passing TDs (33) and post 5 games of 300+ passing yards...Helped lead Cincinnati offense to rank #10 in the NFL in total offense with an average of 368.2 yards per game...Protected Dalton as he found WR A.J. Green for 98 receptions and 1,426 yards with 11 receiving TDs to earn Pro Bowl honors for the 3rd straight season...Green posted 6 games with 100+ receiving yards to set a Bengals record...Helped WR Marvin Jones set a Bengals record with 4 receiving TDs in a game vs. NY Jets (10/27).

2012 Started all 16 games and Wild Card Playoff...Helped key a rally in the 2nd half of the season that propelled the club to a 10-6 record, bouncing back from a 3-5 start to the season to go 7-1 down the stretch, the only loss a 20-19 nail-biter vs. Dallas (12/9)...The Bengals offense featured Dalton throwing for 3,669 yards and 27 TDs, RB BenJarvus Green-Ellis rushing for 1,094 and Green hauled in 97 passes for 1,350 yards and 11 TDs...Green set a franchise record by scoring at least 1 TD in 9 straight games.

2011 In his 1st season as a full-time starter, opened all 14 games he played in and started in Wild Card Playoff game...Bengals bounced back from a 4-12 outing in 2010 to go 9-7 and earn Wild Card Playoff berth, finishing 3rd in the AFC North...Started games 1-12 and 15-16, missing 2 games with ankle injury...Team ranked #4 in the NFL for fewest sacks allowed with 25...Helped rookie QB Dalton earn Pro Bowl berth and saw the Bengals offense post a 1,000-yard RB (Cedric Benson-1,067) and 1,000-yard WR (Green-1,057)...Dalton threw for 3,398 yards and 20 TDs in his rookie campaign, despite not being able to spend time with the team during the NFL lock-out...Dalton's emergence allowed the Bengals to trade veteran QB Carson Palmer, who had been in a contract holdout...Dalton and Green became the 1st rookie WR/QB duo to each earn Pro Bowl berths in NFL history.

2010 Earned starting spot at RT in his 2nd season but was sidelined with broken bone in foot, going on injured reserve on 11/13...Team struggled to 4-12 record, including a 10-game losing streak...Benson rushed for 1,111 yards and Terrell Owens led team with 983 yards on 72 catches in Palmer's last season as starting QB for the Bengals.

2009 Saw action in final 6 games of season and earned 1 start...Earned 1st NFL start at Minnesota (12/13), opening game at RT...Due to injury and contract impasse, did not play in a game until the 11th game of his rookie season...Made NFL debut vs. Cleveland (11/29)...Bengals went 10-6 and won AFC North, advancing to Wild Card Playoffs...Missed most of pre-season during contract negotiation and injured foot on 9/1 in his 1st week of practice with the team...Was on roster exemption for season opener vs. Denver (9/13)...Added to regular roster on 9/14 and was inactive for games 2-10...Played in games 11-16...Helped set Bengals playoff record when Benson ran for 169 yards in Wild Card loss to NY Jets (1/9/10).


COLLEGE Regular starter in his 3 seasons for the Tide...Started 38 career games at LT...Consensus All-America as a junior in 2008 and won the Outland Trophy...Shared the SEC's

Jacobs Blocking Trophy as the best offensive lineman in the league in 2008...Named 1st-Team All-SEC as a sophomore and junior...Became only 7th Alabama true freshman to start his 1st game in the program and the 4th true freshman OL to start, opening all 13 games in his debut season in 2006...Named to Freshman All-America team...Played under Mike Shula as a freshman before Nick Saban took over program in 2007.

PREP Standout at Huffman High in Birmingham...Consensus top-ranked OL in the nation as a senior...Became 1st OL to win Alabama's Mr. Football award...Earned *USA Today* All-America and was selected to US Army All-America Game...Earned All-State honors as a junior and senior and Class 6A Lineman of the Year in 2005

SMITH'S CAREER GAMES/STARTS

Year	GP/GS
2009 (Cin)	6/1
Playoffs	1/0
2010 (Cin)	7/4
2011 (Cin)	14/14
Playoffs	1/1
2012 (Cin)	16/16
Playoffs	1/1
2013 (Cin)	16/15
Playoffs	1/1
2014 (Cin)	9/9
Playoffs	IR
2015 (Cin)	14/14
Playoffs	1/1
2016 (Min)	4/4
Totals	86/77
Playoffs	5/4



HARRISON SMITH #22

POSITION: FREE SAFETY
HEIGHT/WEIGHT: 6-2/214
DOB: 2-2-89
HOMETOWN: KNOXVILLE, TN

COLLEGE: NOTRE DAME
ACQUIRED: D1b (#29) '12
NFL SEASON: 5
VIKINGS SEASON: 5

2016 GP/GS
8/8

Career GP/GS
61/60

Playoffs GP/GS
2/2

- Named to **Pro Bowl** in 2015 for 1st time in his career.
- Earned **All-Rookie** honors in 2012 and tied for Vikings rookie record with a pair of INT return TDs on the season.
- Set Vikings record in 2015 with his 4th career INT return TD, returning 4 of his 12 INTs for scores in his 4 NFL seasons.

OFF THE FIELD Graduated with a management-entrepreneurship degree in 2011 and was enrolled in graduate studies program during his senior season...His aunt, Elaine Hendrix, is an actress and has appeared in such films and shows as *Friends*, *NCIS*, and *The Parent Trap*...Active with hospital visits to the U of M Masonic Children's Hospital and assisted with the Greenway Gridiron Gallop 5k race on Father's Day...Hosts annual Kickin' It With Harrison kickball event at Vikings Winter Park headquarters that welcomes participants from Big Brothers Big Sisters of the Twin Cities, an organization he supports year round.

HONORS Named to **Pro Bowl** in 2015...Named **All-Rookie** in 2012 by *Pro Football Weekly*/PFWA and National Football Post...Voted by teammates as **Vikings Children's Fund Rookie of the Year** in 2012.

PRO Signed contract extension in 2016 offseason...Garnered 1st career **Pro Bowl** berth following 2015 season...Set Vikings record by returning his 4th career INT TD vs. NY Giants (12/27/15), breaking old mark of 3 shared by 8 players...Ranks tied for 4th in team history for career sacks by a DB with 6.5...Ranks 6th in Vikings history with 276 career INT return yards...Led the team in tackles and interceptions in 2014...Tied for 3rd in the NFL with 5 INTs and 2nd in INT return yards with 150 in 2014...Only player in the NFL in 2014 with at least 3 sacks and 3 INTs...Career-long INT return at St. Louis (9/7/14) when taking an Austin Davis pass 81 yards for a TD...4 career INT return TDs is Vikings franchise record...His 3 INT returns of 50+ yards is a Vikings record...5 INTs in 2014 is most by a Vikings safety since Darren Sharper snagged 9 in 2005...Earned **All-Rookie** honors in 2012...Tied Vikings rookie record with 2 INT return TDs on the season and was 1 shy of the team record for a season...Returned 2 of his opening 3 NFL INTs for TDs...Became 1st Vikings rookie safety to start all 16 games in a season...Selected #29 overall in 2012 by the Vikings...Became just the 3rd Notre Dame player and 3rd DB chosen by the Vikings in the 1st round in team history.

2016 Contributed 9 tackles (5 solo) vs. Detroit (11/6)...Tallied 6 tackles at Chicago (10/31)...Posted 11 tackles and recovered his 4th career fumble at Philadelphia (10/3)...Led the Vikings in tackles for the 2nd consecutive game, totaling 8 tackles and 1 pass defended vs. Houston (10/9)...Led the Vikings in tackles with 9 vs. NY Giants (10/3)...Helped lead a defense that held the No. 1 scoring offense to only 10 points at Carolina (9/25)...Had 6 tackles, and the 1st sack of the season at Carolina (9/25), giving him 6.5 for his career, tied for 4th most in Vikings history among DBs with Antoine Winfield...Tallied 8 tackles vs. Green Bay (9/18)...Had 9 tackles (6 solo), 1 TFL and 1 pass defended at Tennessee (9/11), the 1st game in his home state since high school...Had INT called back after a roughing the passer penalty against the Titans.

2015 Named to **Pro Bowl** for 1st time in his career...Key part of Vikings defense that set the tone for NFC North Champions, ranking #5 in the NFL in scoring defense and jumped to #12 in the NFL in passing defense, #13 in total defense...Set Vikings record with 4th career INT return TD on his 12th career pick...Snared INTs off both Peyton and Eli Manning during the season...Started all 13 regular season games he played and Wild Card Playoff...Missed 3 games with injury...Sacked Matthew Stafford at Detroit (10/25) and shared sack of Aaron Rodgers at Green Bay (1/3/16) with DT Tom Johnson...Notched season-high 11 tackles vs. San Diego (9/27) and had season-high 8 solo stops vs. San Diego (9/27) and at Oakland (11/15).

2014 Led the team with a career-high 5 INTs, that ranked tied for 3rd in the NFL and tied for 2nd in the NFC...His 150 INT return yards was 2nd best in the NFL...Led the team in tackles for the 1st time in his career...Career highs in tackles (120), solo tackles (82), sacks (3.0), TFLs (4.0) and INTs (5)...Was the only player in the NFL to have at least 3 INTs and 3 sacks...His 5 INTs were the most by a Vikings safety since Darren Sharper had 9 in 2005...Played a major role in improving the Vikings pass defense from 31st in 2013 to 7th in 2014...Career-long INT return for a TD Week 1 at St. Louis (9/7) when taking back an Austin Davis pass 81 yards for a TD, 9th longest INT return in team history...He is tied for the franchise record with 3 INTs returned for TD...His 3 INT returns of 50+ yards is a team record...Set a career-high in tackles vs. New England (9/14) with 13...His 2 TFLs vs. Carolina (11/30) was a career-high...3 passes defended against Drew Brees at New Orleans (9/21) was a career-high...Started all 16 games.

2013 Averaged over 8 tackles per game, notching 66 in 8 games played...Returned to the field for the final 3 games of

regular season, coming back vs. Philadelphia (12/15) in upset win over playoff-bound Eagles...Vikings went 2-1 in final 3 games of season...Missed 8 games as he recovered from injury yet finished 5th on team in tackles...Suffered injured toe vs. Carolina (10/13) and was placed on injured reserve for recall... Grabbed 2nd INT in consecutive games vs. Cleveland (9/22)... Snagged 1st INT of season at Chicago (10/15) when he picked off Jay Cutler...Started season opener at Detroit (9/8) and led DBs with 10 tackles...Intercepted multiple passes (2) for the 2nd time in his career, finishing 2nd on the team.

2012 Impact rookie had record-setting debut...Started all 16 games and Wild Card playoff game...Tied Vikings rookie record with 2 INT-return TDs and was 1 shy of overall club record for a season...Ranked tied for 3rd in NFL with pair of INT-return scores and ranked 2nd among NFL rookies...Led all NFL safeties with 2 INTs return TDs...Ranked 2nd on team with 129 tackles and led team with 87 yards on INT returns while matching the team-high with 3 INTs...Set Vikings record with 16 starts by a rookie safety, passing previous high of 14 by Chuck Lamson in 1962...Ranks 3rd in INT return yards by a Vikings rookie...Had 10+ tackles in 5 games on the season and season-high 12 stops at Green Bay (12/2) and at St. Louis (12/16)...Notched lone sack at Houston (12/23), catching Matt Schaub.

COLLEGE Started in 47 of his 51 collegiate contests...Is the only player in Irish history to register more than 200 tackles (309), 15 TFLs (18.5) and 15 pass breakups (28) in a career...Was the lone captain of the 2011 Fighting Irish, an honor that has only been bestowed on 4 players at Notre Dame in the past 40 years...Split time at Notre Dame at outside linebacker and safety...Made 15 starts at LB before making the full-time switch to safety 6 games into the 2009 season...Started final 38 games...Ranks 2nd in ND history with 28 career pass breakups...Is 9th all-time with 309 career tackles...Had 3 INTs vs. Miami in 2010 Sun Bowl, setting ND single-game record.

PREP Named the Gatorade Player of the Year in Tennessee in 2006...Attended Knoxville Catholic High School...Honored as 2006 American General Tennessee Mr. Football Back of the Year after rushing for 1,340 yards and 19 TDs...Named 2006 Tennessee Class 3A All-State DB...East Tennessee HS Player of the Year in 2007...Earned Tennessee Class 3A 1st-team All-State honors as a junior...Played basketball.

SMITH'S NFL TOTALS

Year.....	GP/GS	Tackles							FF/FR	Special Teams	
		Solo	Asst.	Total	Sacks	INTs	PBU	TFL			QBH
2012 (Min).....	16/16	79	50	129	1.0	3 (87)	13	2	5	1/1	9
Playoffs.....	1/1	7	1	8	0.0	0	0	2	0	0/0	0
2013 (Min).....	8/7	50	16	66	0.0	2 (4)	3	2	0	1/1	5
2014 (Min).....	16/16	82	38	120	3.0	5 (150)	9	4	3	1/0	1
2015 (Min).....	13/13	56	31	87	1.5	2 (35)	2	3	6	1/0	0
Playoffs.....	1/1	3	1	4	0.0	0	1	1	0	0/0	0
2016 (Min).....	8/8	41	25	66	1.0	0	2	2	2	0/2	0
Totals	61/60	308	160	468	6.5	12 (276)	29	13	16	4/4	15
Playoffs	2/2	10	2	12	0.0	0	1	3	0	0/0	0

SINGLE-GAME CAREER HIGHS

- Tackles..... 13vs. New England, 9/14/14
- Solo Tackles..... 102x, last vs. Washington, 11/2/14
- Interception..... 112x, last vs. NY Giants, 12/27/15
- Long INT Return.....81tat St. Louis, 9/7/14
- INT Return TDs..... 14x, last vs. NY Giants, 12/27/15
- Sack..... 1.06x, last at Carolina, 9/27/16
- Tackles For Loss..... 2.0vs. Carolina, 11/30/14
- QB Hurries..... 4at Houston, 12/23/12
- Passes Defensed..... 32x, last at New Orleans, 9/21/14
- Forced Fumble..... 14x, last vs. Detroit, 9/20/15
- Fumble Recovery..... 14x, last at Philadelphia, 10/23/16



Harrison Smith hosts an annual "Kickin' it with Harrison" kickball game at the team's Winter Park facility for the Twin Cities chapter of the Big Brothers Big Sisters program. The event brings smiles to young people and those a little older who provide mentorship and friendship for their "little" brothers and sisters.

SMITH'S TOUCHDOWNS

GAME	PLAY
vs. Arizona, 10/21/12	31 INT return
vs. Chicago, 12/9/12	56 INT return
@ St. Louis, 9/7/14	81 INT return
vs. NY Giants, 12/27/15	35 INT return
Total	4 (4 INTs)

SMITH'S INTERCEPTIONS

GAME	QB	INT (Yds)
vs. Arizona, 10/21/12	John Skelton	1 (31t)
@ Green Bay, 12/2/12	Aaron Rodgers	1 (0)
vs. Chicago, 12/9/12	Jay Cutler	1 (56t)
@ Chicago, 9/15/13	Jay Cutler	1 (0)
vs. Cleveland, 9/22/13	Brian Hoyer	1 (4)
@ St. Louis, 9/7/14	Austin Davis	1 (81t)
vs. Atlanta, 9/28/14	Matt Ryan	1 (1)
@ Green Bay, 10/2/14	Matt Flynn	1 (5)
@ Chicago, 11/16/14	Jay Cutler	1 (52)
@ Miami, 12/21/14	Ryan Tannehill	1 (11)
@ Denver, 10/4/15	Peyton Manning	1 (0)
vs. NY Giants, 12/27/15	Eli Manning	1 (35t)
Total		12 (276)

SMITH'S SACKS

GAME	QB	SACK
@ Houston, 12/23/12	Matt Schaub	1.0
@ St. Louis, 9/7/14	Austin Davis	1.0
vs. Carolina, 11/30/14	Cam Newton	1.0
vs. New York Jets, 12/7/14	Geno Smith	1.0
@ Detroit, 10/25/15	Matthew Stafford	1.0
@ Green Bay, 1/3/16	Aaron Rodgers	0.5
@ Carolina, 9/25/16	Cam Newton	1.0
Total		6.5

BACKFIELD TO THE FRONT

Harrison Smith was the 3rd DB drafted in the 1st round in Vikings history and is the 2nd-highest drafted safety.

VIKINGS ALL-TIME 1ST ROUND PICK DEFENSIVE BACKS

PLAYER, SCHOOL	YEAR, PICK
Joey Browner, S, USC	1983, #19
Dewayne Washington, CB, North Carolina St.	1994, #18
Harrison Smith, S, Notre Dame	2012, #29
Xavier Rhodes, CB, Florida State	2013, #25
Trae Waynes, CB, Michigan State	2015, #11

HARASSIN' SMITH

Safety Harrison Smith set a Vikings record with his 4th career INT return TD, snapping the mark of 3 that was shared by 8 players. Smith's nose for the end zone has made him one of the top big-play defenders in the NFL since he entered the league in 2012. Smith is part of a defensive backfield that features 4 former 1st-round draft picks in 2016, a talented group with experience playing together.

VIKINGS CAREER INTERCEPTIONS RETURNED FOR TDs

PLAYER	TDs/INTs
Harrison Smith	4/12
Darren Sharper	3/18
Jimmy Hitchcock	3/9
Dewayne Washington	3/10
Audray McMillian	3/19
Joey Browner	3/37
Bobby Bryant	3/51
Ed Sharockman	3/40
Rip Hawkins	3/12

VIKINGS SEASON INTERCEPTIONS RETURNED FOR TDs

PLAYER, YEAR	TDs
Jimmy Hitchcock, 1998	3
Darren Sharper, 2005	2
Carl Lee, 1988	2
Dewayne Washington, 1994	2
Anthony Parker, 1994	2
Audray McMillian, 1992	2
Harrison Smith, 2012	2

VIKINGS CAREER INT RETURNS OF 50+ YARDS

PLAYER, YEARS	50+ RETURNS
Harrison Smith, 2012-15	3 (56t, 81t, 52)
Charlie West, 1968-73	3 (89, 54, 50)

VIKINGS CAREER INT RETURN YARDS


PLAYER	YARDS
Paul Krause	852
Ed Sharockman	804
Bobby Bryant	749
Joey Browner	465
Darren Sharper	359
Harrison Smith	276

VIKINGS SINGLE-SEASON SACKS BY DEFENSIVE BACKS

PLAYER, YEAR	SACKS
Robert Griffith, 1999	4
Harrison Smith, 2014	3
Brian Williams, 2003	3
Joey Browner, 1990	3
Tommy Hannon, 1979	3

VIKINGS CAREER SACKS BY DEFENSIVE BACKS

PLAYER	SACKS
Joey Browner	9.5
Robert Griffith	7.5
Karl Kassulke	7.5
Antoine Winfield	6.5
Harrison Smith	6.5





SHAMAR STEPHEN #93

POSITION: DEFENSIVE TACKLE
HEIGHT/WEIGHT: 6-5/310
DOB: 2-25-91
HOMETOWN: WESTBURY, N.Y.

COLLEGE: CONNECTICUT
ACQUIRED: D7a (#220) '14
NFL SEASON: 3
VIKINGS SEASON: 3

2016 GP/GS
8/8

Career GP/GS
29/11

Playoffs GP/GS
0/0

- Has started a career-high 8 games in 2016.
- Notched 51 tackles, 2nd only to LB Anthony Barr among Vikings rookie defenders in 2014.

OFF THE FIELD Received bachelor's degrees in economics and sociology...Father served in US Air Force...Participates in many Vikings community outreach efforts...Surname pronounced STEF-an.

PRO Saw action in all 16 games and started 3 during rookie season...Drafted in the 7th round (#220 overall) in the 2014 NFL Draft...The 1st player from UConn drafted by the Vikings since RB Vince Clements (1971)...First of 3 Vikings 7th-round selections in 2014...One of the Vikings 7 defensive selections in 2014.

2016 Tallied 4 tackles (3 solo) vs. Detroit...Posted 2 tackles at Chicago (10/31)...Registered 3 QB hurries and 2 tackles at Philadelphia (10/23)...Recorded 3 tackles vs. Houston (10/9)...Had 1 tackle vs. NY Giants (10/3)...Had 5 tackles and a career-high 5 QB hurries on a defense that held the No. 1 scoring offense to only 10 points at Carolina (9/25)...Started and had 5 tackles and a fumble recovery vs Green Bay (9/18)...Made his 4th career start at Tennessee Titans (9/11) and had 1 tackle.

2015 Saw action in 5 games before being sidelined with toe injury that placed him on injured reserve...Played in each of opening 5 games of the season...Recovered 1st career fumble vs. Detroit (9/20), scooping up a Theo Riddick fumble forced by Harrison Smith...Had season-best 2 tackles vs. San Diego (9/27) in season-high 20 defensive snaps.

2014 Only 1st-round LB Anthony Barr was more productive among Vikings rookie defenders...Played in all 16 games, the only Vikings rookie to do so, and started 3 times...Had a tackle in every game...Started 2nd career game vs. Carolina (11/30) and notched career-best 10 tackles, with 5 solo stops...Had season-high 4 QB hurries at Miami (12/21)...Played in season

opener at St. Louis (9/7) and notched 2 tackles...Had 3 tackles and a QB hurry vs. New England (9/14)...Had season-high 4 tackles at New Orleans (9/21)...Matched season-high with 4 tackles vs. Detroit (10/12)...Made 1st career start vs. Green Bay (11/23), replacing Shariff Floyd at DT against the Packers, matching his career-best with 4 tackles in the game...Started vs. NY Jets (12/7) and had 4 tackles with a QB hurry...Posted 2 tackles at Detroit (12/14).

COLLEGE Started 30-of-46 games, including the final 22 games...Named 2nd-Team All-American Athletic Conference after recording 60 tackles, 3 sacks and 10 TFLs as a senior...Named Team MVP for 2013 season after being named Team Captain heading into the campaign...Participated in the 2014 Senior Bowl...Started final 10 games of 2012 season after missing the first 2 due to an injury...Registered 26 tackles, 4 passes defended and 2 TFLs as a junior...Earned Honorable Mention Freshman All-American honors as a redshirt freshman in 2010, recording 27 tackles, 4 TFLs and 2.0 sacks...Helped UConn to an 8-5 record and a berth in the Tostitos Fiesta Bowl in 2010...Named Defensive Scout Team Player of the Week during redshirt season in 2009...Faced Teddy Bridgewater 3 times during collegiate career, finishing with a 1-2 record.

PREP Two-sport standout at Long Island Lutheran (Brookville, NY) High School, playing football and basketball...Earned All-American Lutheran Team honors after guiding school to 7-2 record as a senior...Finished final prep year with 57 tackles, 12.0 sacks and 2 blocked kicks...Played one season of basketball with current Detroit Pistons player Tobias Harris.

STEPHEN'S NFL TOTALS

Year.....	GP/GS	Tackles							Special		
		Solo	Asst.	Total	Sacks	INTs	PBU	TFL	QBH	FF/FR	Teams
2014 (Min).....	16/3	28	23	51	0.0	0	0	0	7	0/0	0
2015 (Min).....	5/0	1	3	4	0.0	0	0	0	0	0/1	0
2016 (Min).....	8/8	13	10	23	0.0	0	0	0	8	0/1	0
Totals	29/11	42	36	78	0.0	0	0	0	15	0/2	0

SINGLE-GAME CAREER HIGHS

Tackles.....10..... vs. Carolina, 11/30/14
 Solo Tackles.....5..... vs. Carolina, 11/30/14
 QB Hurries5..... at Carolina, 9/25/16
 Fumble Recovery.....1..... vs. Detroit, 9/20/15



ADAM THIELEN #19

POSITION: WIDE RECEIVER
HEIGHT/WEIGHT: 6-2/200
DOB: 8-22-90
HOMETOWN: DETROIT LAKES, MN

COLLEGE: MINNESOTA STATE
ACQUIRED: UDFA '13
NFL SEASON: 3
VIKINGS SEASON: 3

2016 GP/GS
8/4

Career GP/GS
40/8

Playoffs GP/GS
1/0

• Named the **NFC Special Teams Player of the Week** for his performance against Carolina (11/30/14).

• 1st NFL TD came by way of a blocked punt returned for a score.

• Played collegiate football at Minnesota State, the annual site of Vikings training camp.

OFF THE FIELD Majored in management and earned bachelor's degree from MSU...Married to college sweetheart Caitlin in May of 2015 and the couple had their first child, Asher, born in October of 2016...Joins Isaac Fruechte (Caledonia), C.J. Ham (Duluth), Brian Leonhardt (Spring Lake Park) and Marcus Sherels (Rochester) as Minnesotans on the Vikings roster in 2016...Avid golfer, spent time golfing in Arizona in the offseason...A Detroit Lakes, MN native, was a 4-sport standout athlete in HS for the Lakers (football, basketball, baseball, golf)...Helped his team to a state championship on the golf course...Active in Vikings community relations efforts including work with the Humane Society with his wife, as well as attending the annual Vikings Arctic Blast in Thief River Falls and Winterfest in Duluth...Hosts youth football camps in the Twin Cities and his hometown Detroit Lakes...Opened a gym, *ETS Thielen* during the 2016 offseason in Lakeville, MN, just south of the Twin Cities.

HONORS 2015 **Vikings Special Teams Player of the Year...**
NFC Special Teams Player of the Week vs. Carolina (11/30/14).

PRO Significant contributor on offense and most phases of special teams...Started and set new career highs in receptions (7) and receiving yards (127), as well as scoring his 3rd career TD vs Houston (10/9/16)...Played in all 16 games for the Vikings during the 2014 and 2015 campaigns, including starts vs. NY Giants (12/27/2015), vs. Chicago (12/20/2015), at Buffalo (10/19/14) and at New Orleans (9/21/14)...Named **Vikings Special Teams Player of the Year**...Earned **NFC Special Teams Player of the Week** honors after scoring his first NFL TD against the Carolina Panthers (11/30/14), blocking a Brad Nortman punt and returning it 30 yards for a TD...Became the 4th player to block a punt and return it for a TD in Vikings history...Hauled in his 1st receiving TD week 17 against Chicago (12/28/14), a 44-yard pass from Teddy Bridgewater, marking the game's only TD...Continued to develop throughout 2013 season and spent all 16 weeks on Vikings practice squad...Earned invitation to continue with team following 2013 Vikings rookie camp and earned rookie free agent contract...Competed in scouting regional in Chicago and Dallas that led to his invite to the Vikings rookie camp in 2013.

2016 Significant contributor on offense and all phases of special teams...Leads the Vikings with 8 receptions of 20+ yards this season...Caught 4 passes for 68 yards vs. Detroit including 3 passes for 52 yards on the final drive of the 4th quarter...Tallied 3 receptions for 40 yards at Chicago (10/31)...Caught 2 passes for 52 yards at Philadelphia (10/23)...Started and set new career highs in receptions (7) and receiving yards (127), as well as scoring his 3rd career TD vs Houston (10/9)...Caught 2 passes for 21 yards, including an 18-yarder vs. NY

Giants (10/3)...Caught 3 passes for 29 yards at Carolina (9/25), including a diving, 1-handed, 19-yard reception in the 4th quarter converting on a key 3rd down...Also had 1 special teams stop against the Panthers...Caught 4 passes for 41 yards vs Green Bay (9/18)...Tied for the team lead with 2 special teams tackles and caught 4 passes for 54 yards at Tennessee (9/11).

2015 Took over leadership role on special teams and played in every phase...Honored as **Vikings Special Teams Player of the Year**...Ranked tied for 2nd in special teams tackles with 10...Notched 1st career rushing attempts, posting best offensive day in regular season finale at Green Bay (1/3/16) when the Vikings clinched NFC North title at Lambeau Field, wrestling the crown away from the Packers after a 4-year run as champs...Ran for 67 yards on 2 carries, with a long of 41 on a fake punt, at Green Bay and added a 16-yard catch, ranking tied for 2nd in Vikings history for rushing yards in a game by a WR with the effort...Hauled in career-high 6 passes for 70 yards at eventual Super Bowl champions Denver (10/4)...Had season-long 30-yard catch at Detroit (10/25)...Posted 1st career rushing attempt at Oakland (11/15) for a 14-yard gain.

2014 Earned a spot on the 53-man roster to start the 2014 campaign...Made NFL debut at St. Louis (9/7)...A special teams ace, finished tied for 2nd in special teams tackles, totaling 12 on the season...Named **NFC Special Teams Player of the Week** after blocking a punt against Carolina (11/30) and returning it 30 yards to paydirt, at the time was the longest blocked punt returned for a TD in team history, a record that was broken in the same game by DE Everson Griffen...1st NFL reception came at Green Bay (10/2), led the team in receiving that game finishing with 4 receptions for 57 yards...Recorded 1st NFL receiving TD week 17 vs. the Bears (12/28), a 44-yard strike from QB Teddy Bridgewater, marking the game's only TD.

2013 Earned practice squad position throughout entire season...Saw preseason action with Vikings at WR and on special teams...Was signed on 5/6 to rookie free agent contract following Vikings rookie camp when unsigned rookies are invited to practice with draft choices and rookie free agent signings to showcase their ability...Released on 8/31 and signed on 9/1 to the Vikings practice squad for the remainder of the season.

COLLEGE Started 37 of his 46 career games at Minnesota State...Ended college career ranked #2 in school history in receptions (198), 3rd in receiving yards (2,802), 3rd in receiving TDs (20), 3rd in punt return yards (582) and 3rd in punt returns (57)...Had 74 receptions for 1,176 yards and 8 TDs as a senior...Named 1st-Team All-Northern Sun Conference South Division as a senior and 2nd-Team as a junior...Helped lead the Mavericks to a 13-1 record and a national semi-final berth as a senior...7th MSU Alumni to play in the NFL, joining Bob Bruer (1979-80 with San Francisco; 1980-83 with Minnesota) and Tywan Mitchell (2000-01 with Arizona) as the only 3 former Mavericks to play in a non-lockout NFL regular season.

PREP 4-sport standout at Detroit Lakes High in northern Minnesota, competing in football, basketball, golf and baseball...Helped team to a 9-1 mark as a senior and named All-State...Member of Lakers state champs golf team...Played basketball for the Lakers and considered playing collegiately.

THIELEN'S NFL TOTALS

Year	GP/GS	RUSHING					RECEIVING					
		No.	Yds.	Avg.	Lg	TD	No.	Yds.	Avg.	Lg	TD	STT
2014 (Min)	16/2	0	0	0.0	0	0	8	137	17.1	44t	1	12
2015 (Min)	16/2	4	89	22.3	41	0	12	144	12.0	30	0	10
Playoffs	1/0	0	0	0.0	0	0	0	0	0.0	0	0	0
2016 (Min)	8/4	0	0	0.0	0	0	29	432	14.9	36t	1	3
Total	40/8	4	89	22.3	41	0	49	713	14.6	44t	2	25
Playoffs	1/0	0	0	0.0	0	0	0	0	0.0	0	0	0

SINGLE-GAME CAREER HIGHS

- Receptions.....7..... vs. Houston, 10/9/16
- Receiving Yards 127..... vs. Houston, 10/9/16
- Long Reception44t..... vs. Chicago, 12/28/14
- TD Receptions1..... 2x, vs. Chicago, 12/28/14; vs. Houston, 10/9/16
- Rushes.....2..... at Green Bay, 1/3/16
- Rushing Yards67..... at Green Bay, 1/3/16
- Long Rush41..... at Green Bay, 1/3/16
- Special Teams Tackles3..... at Chicago, 11/16/14
- Blocked Punt Return1..... vs. Carolina, 11/30/14
- Long Blocked Punt Return... 30t..... vs. Carolina, 11/30/14
- Kickoff Return1..... 2x, last vs. Green Bay, 11/23/14
- Long Kickoff Return 21..... vs. Green Bay, 11/23/14

THIELEN'S TOUCHDOWNS	
GAME	PLAY
vs. Carolina, 11/30/14	30-yard blocked punt return
vs. Chicago, 12/28/14	44-yard catch from Bridgewater
vs. Houston, 10/9/16	36-yard catch from Bradford
Total	3 (1 BPR, 2 receiving)



THIELEN'S CAREER GAME-BY-GAME (*-starts)

RECEIVING							
2014.....	MINNESOTA.....	No.	Yards	Avg.	Long	TD	
9/7	@ St. Louis	0	0	0	0	0
9/14	New England	0	0	0	0	0
9/21	@ New Orleans*	0	0	0	0	0
9/28	Atlanta	0	0	0	0	0
10/2	@ Green Bay	4	57	14.3	17	0
10/12	Detroit	0	0	0	0	0
10/19	@ Buffalo*	0	0	0	0	0
10/26	@ Tampa Bay	0	0	0	0	0
11/2	Washington	0	0	0	0	0
11/16	@ Chicago	0	0	0	0	0
11/23	Green Bay	0	0	0	0	0
11/30	Carolina	0	0	0	0	0
12/7	New York Jets	0	0	0	0	0
12/14	@ Detroit	0	0	0	0	0
12/21	@ Miami	1	12	12.0	12	0
12/28	Chicago	3	68	22.6	44t	1
Totals..	GP/GS: 16/2		8	137	17.1	44t	1

RECEIVING						RUSHING					
2015.....	MINNESOTA.....	No.	Yards	Avg.	Long	TD	Att.	Yards	Avg.	Long	TD
9/14	@ San Francisco	0	0	0.0	0	0	0	0.0	0	0
9/20	Detroit	0	0	0.0	0	0	0	0.0	0	0
9/27	San Diego	2	16	8.0	11	0	0	0.0	0	0
10/4	at Denver	6	70	11.7	18	0	0	0.0	0	0
10/18	Kansas City	0	0	0.0	0	0	0	0.0	0	0
10/25	@ Detroit	1	30	30.0	30	0	0	0.0	0	0
11/1	@ Chicago	0	0	0.0	0	0	0	0.0	0	0
11/8	St. Louis	0	0	0.0	0	0	0	0.0	0	0
11/15	@ Oakland	0	0	0.0	0	0	1	14.0	14	0
11/22	Green Bay	0	0	0.0	0	0	0	0.0	0	0
11/29	@ Atlanta	0	0	0.0	0	0	0	0.0	0	0
12/6	Seattle	0	0	0.0	0	0	0	0.0	0	0
12/10	@ Arizona	1	7	7.0	7	0	0	0.0	0	0
12/20	Chicago*	0	0	0.0	0	0	1	8.0	8	0
12/27	NY Giants*	1	5	5.0	5	0	0	0.0	0	0
1/3/16	@ Green Bay	1	16	16.0	16	0	2	33.5	41	0
Totals	GP/GS: 16/2	12	144	12.0	30	0	4	89	22.3	41	0
PLAYOFFS											
1/10/16	Seattle	0	0	0.0	0	0	0	0.0	0	0

RECEIVING							
2016.....	MINNESOTA.....	No.	Yards	Avg.	Long	TD	
9/11	@ Tennessee	4	54	13.5	21	0
9/18	vs. Green Bay*	4	41	10.3	15	0
9/25	@ Carolina	3	29	9.7	19	0
10/3	vs. NY Giants	2	21	10.5	18	0
10/9	vs. Houston*	7	127	18.1	36t	1
10/23	@ Philadelphia*	2	52	26.0	27	0
10/31	@ Chicago	3	40	13.3	21	0
11/6	vs. Detroit	4	68	17.0	29	0
11/13	@ Washington					
11/20	vs. Arizona					
11/24	@ Detroit					
12/1	vs. Dallas					
12/11	@ Jacksonville					
12/18	vs. Indianapolis					
12/24	@ Green Bay					
1/1/17	vs. Chicago					
Totals..	GP/GS: 8/4	29	432	14.9	36t	1	

THIELEN GOOD

Adam Thielen has taken another stride in 2016 as a playmaker for the Vikings offense and has consistently shown up in his 3rd season in the NFL.

VIKINGS CATCHES OF 20+ YARDS IN 2016

PLAYER	20+ RECEPTIONS
Adam Thielen	8
Stefon Diggs	6
Matt Asiata	3

VIKINGS GAMES WITH 100+ RECEIVING YARDS

PLAYER	100+ RECEIVING YARD GAMES
Stefon Diggs	2 (at Ten, vs. GB)
Adam Thielen	1 (vs. Hou)

VIKINGS RECEPTIONS FOR 1ST DOWN

PLAYER,	1ST DOWN RECEPTIONS
Stefon Diggs	29
Kyle Rudolph	23
Adam Thielen	20

CAN'T FIGHT THIS THIELEN ANYMORE

Adam Thielen has shown a knack for making big plays in big situations during his Vikings career. He has excelled on special teams, receiving and rushing the ball.

LONGEST RUSHES BY VIKINGS WRs


PLAYER, GAME	YARDS
Cordarrelle Patterson, at St. Louis, 9/7/14	102
Adam Thielen, at Green Bay, 1/3/16	67
Percy Harvin, at Kansas City, 10/2/11	67

LONGEST VIKINGS FAKE PUNTS

PLAYER, GAME	YARDS
Andrew Sendejo, at Chicago, 9/7/14	48 run
Bobby Walden, vs. San Francisco, 10/30/66	45 run
Adam Thielen, at Green Bay, 1/3/16	41 run

LONGEST BLOCKED PUNT RETURN TDs BY VIKINGS

PLAYER, GAME	YARDS
Everson Griffen, vs. Carolina, 11/30/14	43t
Adam Thielen, vs. Carolina, 11/30/14	30t
Nate Allen, vs. NY Giants, 10/17/76	28t



CEDRIC THOMPSON #31

POSITION: SAFETY
HEIGHT/WEIGHT: 6-0/208
DOB: 2-10-93
HOMETOWN: CALIPATRIA, MN

COLLEGE: MINNESOTA
ACQUIRED: FA '16
NFL SEASON: 1
VIKINGS SEASON: 1

2016 GP/GS
PS

Career GP/GS
0/0

Playoffs GP/GS
0/0

bles and two fumble recoveries...earned Minnesota's Big Ten Sportsmanship honor and was named Academic All-Big Ten as a senior in 2014.

OFF THE FIELD Earned degree in business and sports marketing from the University of Minnesota. Earned Academic All-Big Ten Honors as both a sophomore and a senior. Earned Minnesota's Richard "Pinky" McNamara Student Athlete Achievement Award as well as the NCAA's Wilmar Rudolph Student Athlete Achievement Award.

PRO Drafted in the 5th round (151st overall) by the Miami Dolphins. Spent the 2015 season on the Dolphins practice squad before being picked up by the New England Patriots for their practice squad.

2016 Signed to the Vikings practice squad on 10/25. Spent the 2016 offseason with the New England Patriots before being waived in August.

2015 Spent 2015 Training Camp with the Miami Dolphins before spending the regular season on their practice squad.... Signed to the New England Patriots practice squad (1/12/16) for the 2015 playoffs.

COLLEGE Started 32 of 46 career games played at Minnesota... tallied 220 career tackles, 5 interceptions, 3 forced fumbles

PREP Graduated from Calipatria High School and earned first team All-Pacific League Honors after he rushed for 1,808 yards and 27 touchdowns on 157 carries during his senior campaign.... Also added 41 tackles, 3 sacks and 4 interceptions on defense in 2010....Rushed for 1,445 yards and 14 touchdowns during his junior season. His brother, Tedric, is a senior defensive back at Colorado.

DUNGY, FAVRE ENTER PRO FOOTBALL HALL OF FAME

A pair of 2016 Pro Football Hall of Fame inductees have strong Vikings ties and earn their busts in the hallowed ground of Canton, Ohio on August 6. The following night, the 2016 NFL season will kick off with the Hall of Fame game between the clubs that Dungy and Favre are most recognized with- Indianapolis and Green Bay.

Tony Dungy has a long history with Minnesota, beginning as a QB for the Golden Gophers from 1973-76 and eventually on to serving as Defensive Coordinator for the Vikings from 1992-95. The 1993 Vikings ranked #1 in total defense and the 1994 squad finished #1 in rush defense during Dungy's tenure. Dungy was tabbed by Tampa Bay to take over as head coach in 1996 after he had solidified his reputation as an innovative coach with great leadership skills during his 4 seasons with the Vikings. Dungy would go on to lead the Buccaneers out of decades of futility to make them a contender and later lead Indianapolis to the Super Bowl XLI crown. Dungy inherited a Tampa Bay club that had suffered 10+ losses in 12 of the previous 13 seasons before his arrival in 1996. In his 6 seasons with the Bucs he took the club to the playoffs 4 times. He went on to coach Indianapolis from 2002-08, winning 12+ games in each of his final 6 seasons and became the 1st African-American head coach to win a Super Bowl. His combined regular season and playoff record as a head coach was 148-79.

Brett Favre built his Hall of Fame career with the Vikings fierce Division rival Packers from 1992-2007 but played one of his finest seasons with the Vikings in 2009. The ironman of QBs, Favre played in 299 consecutive games and re-wrote the NFL record book during his career. He was a 3-time NFL MVP (1995, '96, '97), played in a pair of Super Bowls and won the title in Super Bowl XXXI to cap the 1996 campaign. An 11-time Pro Bowler, he played 20 seasons in the NFL with Atlanta, Green Bay, NY Jets and Vikings. Favre had 71,838 yards, 508 TDs, had 62 games over 300 yards and had a 186-112 record as a starter in the regular season. Favre's 107.2 passer rating in 2009 with the Vikings was the highest of his career and he threw his 500th career TD pass with the Vikings in 2010.





JUSTIN TRATTOU #94

POSITION: DEFENSIVE END
HEIGHT/WEIGHT: 6-4/258
DOB: 8-28-88
HOMETOWN: RAMSEY, N.J.

COLLEGE: FLORIDA
ACQUIRED: FA '13
NFL SEASON: 5
VIKINGS SEASON: 3

2016 GP/GS 8/0 **Career GP/GS** 29/0 (11/0-NYG, 18/0-MIN) **Playoffs GP/GS** 1/0

- Tied Vikings record for a DL with 2 INTs in a season in 2015.
- Achieved the rare feat of winning a HS national title (2009 USA Today and National Prep Ranking), a collegiate national title and a Super Bowl victory.

OFF THE FIELD Earned degree in sports management at Florida...Twice named to SEC's academic honor roll at UF... Attended Don Bosco Prep with NFL QB Matt Simms, the son of former NY Giants QB Phil Simms...Was teammates with linemate Sharif Floyd at Florida...A member of the Super Bowl XLV champion NY Giants with fellow defensive lineman, Linnal Joseph...Grandfather, Frank Casella, was combat wounded WWII veteran in Europe and went on to drive a cab in NYC for decades after.

PRO Played in 5 games with Vikings in 2015, his most with the club...Tied for 2nd on team with 2 INTs on 2015 season and matched a Vikings record by a defensive lineman with 2 INTs in a season...Spent the opening 13 weeks of the 2014 campaign on the Vikings practice squad before joining the active roster for the final 4 contests...Assisted in 1 tackle against NY Jets (12/7/14)... Recorded 2 QBH on Matthew Stafford and the Lions (12/14/14)...Originally joined Vikings during Week 6 of 2013 as a free agent as Vikings prepared to play Carolina...Played in opening 5 games of 2013 season with Giants...Posted 4 ST tackles and 1 defensive tackle in his 11 games with New York... Spent 2012 on Giants injured reserve...Saw time in 6 games as a rookie free agent with the Super Bowl XLVI-champion Giants... Originally joined Giants as a rookie free agent on 7/28/11.

2016 Saw action vs. Detroit (11/6), at Philadelphia (10/23) and at Chicago (10/31) on special teams...Had 1 special teams tackle vs. Houston (10/9)...Served as the special teams captain against his former team vs. NY Giants (10/3) and had 1 special teams tackle...Appeared in each of the 1st 3 games - at Tennessee (9/11), vs. Green Bay (9/18) and at Carolina (9/25).

2015 Saw action in 5 games, including playing in the final 3 regular season games and the Wild Card Playoff matchup vs. Seattle (1/10/16)...Tied for 2nd on team with 2 INTs, leading all Vikings linemen, snaring picks vs. Detroit (9/20) and vs. Chicago (12/20)...Returned 1st career INT off Matthew Stafford

vs. Detroit (9/20) for 11 yards...Took INT off Jay Cutler vs. Chicago (12/20) back 3 yards...Tied Vikings record for a defensive lineman with 2 INTs in a season.

2014 Spent a majority of the 2014 campaign on the Vikings practice squad before being promoted to the 53-man roster on 12/6 for the final 4 games of the season...Was cut on 8/30 and added to the practice squad on 8/31...Recorded 1 assisted tackle in his season debut vs. NYJ (12/7)...Posted 1 solo tackle and 2 QBH at Detroit (12/14)...Added a special teams tackle at Miami (12/21).

2013 Saw action in 1st game with Vikings vs. Detroit (12/29) in the final game played at Mall of America Field...Saw time in the opening 5 games of the season for NY Giants...Notched 3 special teams stops vs. Denver (9/15)...Waived by Giants on 10/8 and signed by Vikings on 10/9...Inactive for a pair of games with Vikings vs. Carolina (10/13) and at NY Giants (10/21)...Spent 6 weeks on Vikings practice squad, moving to 53-man roster for game at Cincinnati (12/22) where he was inactive...Played in opening 5 games of season with Giants...Went to training camp and competed in preseason with NY Giants.

2012 Placed on injured reserve after suffering ankle injury during preseason...Waived/injured on 8/16 and placed on injured reserve on 8/31.

2011 Saw time in 6 games as a rookie...Inactive for all 4 playoff games as team ran to Super Bowl XLVI title over New England... Played in 1st NFL game in season opener at Washington (9/11) and notched a tackle...Notched special teams stop vs. Washington (12/18).

COLLEGE Started 31 of 52 career games played at UF...Served as a team captain as a senior...Helped Gators to the 2008 BCS National Championship over Oklahoma...Started all 13 games as a senior and ranked 4th on team with 57 tackles and led team with 12.0 tackles for loss...Scored on a 35-yard INT return against South Florida in 2010.

PREP Helped Don Bosco Prep to a 12-0 mark and state title as a senior...Part of team that went to state championship game as a junior...Ranked #4 prospect in New Jersey as a senior... Played in US Army All-America game.

TRATTOU'S NFL TOTALS

Year	GP/GS	Solo	Asst.	Total	Sacks	INTs	PBU	TFL	QBH	FF/FR	STT
2011 (NYG)	6/0	0	1	1	0.0	0	0	0	0	0/0	1
2012 (NYG)	INJURED RESERVE										
2013 (NYG)	5/0	0	0	0	0.0	0	0	0	0	0/0	3
(Min)	1/0	0	0	0	0.0	0	0	0	0	0/0	1
2014 (Min)	4/0	1	1	2	0.0	0	0	0	2	0/0	1
2015 (Min)	5/0	0	1	1	0.0	2 (14)	2	0	1	0/0	2
Playoffs	1/0	0	0	0	0.0	0	0	0	0	0/0	0
2016 (Min)	8/0	0	0	0	0.0	0	0	0	1	0/0	2
Totals	29/0	1	3	4	0.0	2 (14)	2	0	4	0/0	10
Playoffs	1/0	0	0	0	0.0	0	0	0	0	0/0	0

SINGLE-GAME CAREER HIGHS

Tackles.....1..... 4x, last vs. Detroit, 9/20/15
 Interception.....1..... 2x, last vs. Chicago, 12/20/15
 QB Hurries.....2..... at Detroit, 12/14/14
 Special Teams Tackles.....3..... vs. Denver, 9/15/13

TRATTOU'S INTERCEPTIONS

GAME**QB****INT** (Yds)
 vs. Detroit, 9/20/15 Matthew Stafford1 (11)
 vs. Chicago, 12/20/15 Jay Cutler1 (3)
Total.....**2 (14)**



LAQUON TREADWELL #11

POSITION: WIDE RECEIVER
HEIGHT/WEIGHT: 6-2/215
DOB: 6-14-95
HOMETOWN: CRETE, IL

COLLEGE: MISSISSIPPI
ACQUIRED: D1 (#23) '16
NFL SEASON: R
VIKINGS SEASON: R

2016 GP/GS
5/0

Career GP/GS
5/0

Playoffs GP/GS
0/0

- Recorded a first down on his first career reception against Detroit on 11/6/16 on third down.
- Holds 12 University of Mississippi records, including single-season receptions (82), single-season receiving yards (1,153), single-season receiving TDs (11) and career catches (202).
- The 1st Ole Miss WR drafted in the 1st round in school history and the 2nd Mississippi player drafted in 1st round by Vikings.
- Led the SEC with 11 receiving TDs and 1,153 yards in 2015.

OFF THE FIELD Hosted his 1st football camp before the 2016 NFL Draft in Oxford, MS, with the proceeds providing scholarships to low-income and underprivileged players...Stayed up until 2 a.m. following his Sugar Bowl victory, his final collegiate game, to sign autographs for every kid and fan at team hotel...Spoke at 3 Chicago-area schools: Crete-Monee, Balmoral Elementary and Cottage Grove Upper Grade Center prior to the NFL Draft to encourage and thank the students...Close with his mother, Tami, who raised him along with 3 brothers and 2 sisters...Has a daughter, Madison, who attended the NFL Draft in his hometown of Chicago and went on stage with him when selected...Enjoys fishing and cooking and would like to start his own business.

PRO Selected with the 23rd pick in the 2016 NFL draft...Declared for the NFL draft as a junior...Was the 2nd of 3 Ole Miss players to be selected in the 1st round of 2016...4th WR chosen in the 1st round of 2016...1st Mississippi WR drafted in the 1st round in school history...Formed a bond with Vikings 2nd-year WR Stefon Diggs, who offered guidance and support leading up to the NFL Draft.

2016 Hauled in his first career reception for 15 yards vs. Detroit (11/6)...Contributed on special teams at Chicago (10/31)...Played in 8 snaps on offense and 6 on special teams vs. Houston (10/9)...Appeared in 2 snaps on offense and 3 on special teams vs. NY Giants (10/3)...Was inactive at Philadelphia and at Carolina (9/25)...Played 2 snaps on offense vs. Green Bay (9/18)...Was active but did not play at Tennessee (9/11).

COLLEGE Appeared in 35 games, making 31 starts during his Mississippi career...Caught at least 2 passes in all 35 games...Had career highs in receptions (82), receiving yards (1,153) and TDs (11) as a junior...Biletnikoff Award finalist for best WR in the nation...All-American honors from multiple national outlets...All-SEC 1st-Team as voted on by the coaches...Midseason Comeback Player of the Year award from ESPN.com...Led SEC

with 1,153 receiving yards and 2nd with 82 receptions...6 games with 100+ yards and 6-consecutive games with 1+ TD, both are single-season school records...Caught 5 passes for 80 yards and 1 TD while winning at #2 Alabama (9/19)...Career highs in receptions (14) and receiving yards (144) at #22 Memphis (10/17) and threw a 68-yard TD pass...Shined in the Sugar Bowl victory over Oklahoma State with 6 catches for 71 yards and a career-high 3 TDs...All-SEC 2nd-Team as a sophomore after having his season cut short due to a severe leg/ankle injury...Played in 9 games with 8 starts while totaling 48 receptions, 632 receiving yards and 5 TDs...Appeared in 13 games, making 12 starts at slot receiver as a true freshman...Named SEC Freshman of the Year by league coaches...1st player in school history to win the award...1st-Team freshman All-American by 3 national outlets...Established freshman records at Ole Miss in receptions (72), receiving yards (608) and TDs (5). The 72 catches were 2nd most in team history at the time

PREP Led Crete-Monee to its 1st-ever Illinois Class 6A state title...All-American selection by numerous national outlets...#1 WR prospect by various recruiting websites...Named Illinois Male Athlete of the Year by the NWI Times along with Chicago Player of the Year...1st-Team All-State as a junior and senior...As a senior, produced 81 catches for 1,424 yards and 16 TDs while rushing for 257 yards and 7 TDs while adding 56 tackles and 6 INTs on defense...Played DE and compiled 45 tackles, 10 TFLs and 8.0 sacks as a junior...Recorded 75 catches for 1,391 yards and 18 TDs...Also played basketball at Crete-Monee.

TREADWELL'S CAREER GAME-BY-GAME (*-starts)

2016.....	MINNESOTA.....	RECEIVING				
		No.	Yards	Avg.	Long	TD
9/11	@ Tennessee	DID NOT PLAY				
9/18	vs. Green Bay	0	0	0.0	0	0
9/25	@ Carolina	INACTIVE				
10/3	vs. NY Giants	0	0	0.0	0	0
10/9	vs. Houston	0	0	0.0	0	0
10/23	@ Philadelphia	INACTIVE				
10/31	@ Chicago	0	0	0.0	0	0
11/6	vs. Detroit	1	15	15.0	15	0
11/13	@ Washington					
11/20	vs. Arizona					
11/24	@ Detroit					
12/1	vs. Dallas					
12/11	@ Jacksonville					
12/18	vs. Indianapolis					
12/24	@ Green Bay					
1/1/17	vs. Chicago					
Totals (GP/GS: 5/0)		1	15	15.0	15	0



BLAIR WALSH #3

POSITION: KICKER
HEIGHT/WEIGHT: 5-10/170
DOB: 1-80-90
HOMETOWN: BOCA RATON, FL

COLLEGE: GEORGIA
ACQUIRED: D6 (#175) '12
NFL SEASON: 5
VIKINGS SEASON: 5

2016 GP/GS
8/0

Career GP/GS
72/0

Playoffs GP/GS
2/0

- Had best debut season by a kicker in NFL history, setting League record with 10 FGs of 50+ in a season and 3 of 50+ in a game, matching Vikings record for longest FG with a 56-yarder and setting team record with 53 touchbacks on kickoffs.

- Led NFL with 34 FGs made in 2015.

- Earned 1st-Team AP **All-Pro** and **Pro Bowl** honors as a rookie.

- Has connected on 24 FGs of 50+ yards, the most in Vikings history, setting an NFL record by starting his career 12-of-12 from 50+.

OFF THE FIELD Majored in speech communication...Avid golfer...Sister is currently a golfer at University of Miami... Brother played soccer at Harvard...Started a teen volunteer program with his brother called "Hospice and Home Care"...Enjoys surfing...Joins P Jeff Locke in weekly visits to the Children's Hospital...Was the Vikings hunger relief spokesman in 2013 and joined UnitedHealthcare Volunteers at the annual Food Packing Party at Second Harvest Heartland...Partnered with the Midwest Dairy Council's Fuel Up To Play 60 campaign by helping at the "It Starts with Breakfast" at John Glenn Middle School in Maplewood...Traveled to Sioux Falls, SD during the 2014 and 2015 offseasons to help promote Fuel Up To Play 60.

HONORS 2012 **Pro Bowl** honoree...Named 2012 **1st-Team All-Pro** by *Associated Press*, *Pro Football Weekly*/PFWA... Named **NFC Special Teams Player of the Week** vs. Jacksonville (9/9/12), vs. St. Louis (12/16/12), vs. Green Bay (12/30/12) and vs. NY Giants (12/27/15)...**NFC Special Teams Player of the Month** in December 2012.

PRO Prolific kicker in his opening 4 seasons has made his mark on NFL and team record books...Set NFL single-season record

BLAIR ON A TEAR

Blair Walsh has connected on 5 game-winning kicks in his 4-year Vikings career, 3 of those in OT. Walsh's name is climbing throughout the Vikings record book.

VIKINGS CAREER GAME WINNING FGs IN OT

PLAYER	OT WINNERS
Blair Walsh	3
Ryan Longwell	2
Fuad Revez	2
Benny Ricardo	2

VIKINGS FGs IN A SEASON

PLAYER, SEASON	FGs
Blair Walsh, 2012	35
Gary Anderson, 1998	35
Blair Walsh, 2015	34
Fuad Revez, 1994	34

VIKINGS CAREER FGs MADE

PLAYER	FGs
Fred Cox	282
Ryan Longwell	135
Blair Walsh	133
Fuad Revez	133

VIKINGS CAREER FG PERCENTAGE

PLAYER	FG% (FG/FGA)
Ryan Longwell	86.0 (135/157)
Blair Walsh	84.2 (133/158)

with 10 FGs of 50+, breaking old record of 8 in a season held by Jason Hanson (2008) and Morten Andersen (1995)...Tied NFL record with 3 FGs of 50+ in a game at St. Louis (12/16/12)...Tied Vikings career-long with a 56-yd FG at Houston (12/23/12)...Has connected on 24 career 50+ yard FGs, the most in Vikings history, setting an NFL record by starting his career 12-of-12 from 50+...Has 197 career touchbacks, the most in Vikings history...Led NFL in 2015 with 34 FGs made...Set Vikings single-season touchbacks record with 53 as a rookie in 2012, FGs by a rookie with 35, rookie scoring with 141 points, tied FGs in a season with 35 and is 2nd in team history for season scoring with 141 points...Set NFL record for rookie FG percentage at 92.1 (35/38)...Finished season 2nd in NFL history for rookie scoring with 141 points, trailing Kevin Butler's 144 in 1985...Selected in 6th Round (#175 overall) in 2012...The 6th kicker ever drafted by the Vikings and the 1st since 1978...The 3rd kicker selected in the 2012 NFL Draft.

2016 Made a 33-yard FG and went 1/2 on PATs vs. Detroit (11/6)...Made a 30-yard FG and went 1/1 on PATs at Chicago (10/31)...Hit a 48-yard FG at Philadelphia (10/23)...Made a 19-yard FG and was 4-for-4 on PATs vs. Houston (10/9)...Went 1-for-2 on FGs and 3-for-3 on PATs vs. NY Giants (10/3)...Was 2-for-2 (28,31) at Carolina (9/25)...Connected on his lone FG attempt from 46 yards vs Green Bay (9/18)...Went 4-for-6 on FGs at Tennessee (9/11), including his 24th career 50+ yard FG.

2015 Led NFL with 34 FGs made on the season...Notched 135 points, the 3rd-highest point total in Vikings history, trailing Gary Anderson's team-record 165 in 1998 and his own 141 points as a rookie in 2012...Hit 6-of-8 FGs of 50+ yards on the season...Tied career-high with 5 FGs in a game at Detroit (10/25) and vs. NY Giants (12/27)...Had a pair of games with 2 FGs of 50+ yards, at Detroit (10/25) hitting from 53 and 51 and vs. NY Giants (12/27), making kicks of 52 and 53...Set career-high with 18 points vs. NY Giants (12/27), making 5 FGs and 3 PATs...Made season-long 54 yard FG at Arizona (12/15)...Kicked season-high 5 PATs vs. Chicago (12/20).

2014 Finished 10th in the NFC in scoring with 107 points...Moved into 5th place in team history for points by a kicker with 369, surpassing Rick Danmeier's 364...Made 26-of-35 FG attempts (74.3%)...Booted a season-best 6 touchbacks at New Orleans (9/21) and vs. Atlanta (9/28)...Finished 6th in the NFL in touchback percentage (64.0%), tallying 48 TBs on 75 KOs...Connected on 29-of-29 PATs...Made multiple FGs in 9 games, including a season-high 4 FGs against Atlanta (9/28)...Sent the game to OT against TB in an eventual Vikings win as time expired with a 38-yard FG...Established the team's all-time record for most touchbacks booting his 134th against Carolina (11/30) surpassing Fred Cox's 133...Attempted the longest FG in Vikings history, a 68-yarder to win the game at Detroit (12/14), the kick fell short.

2013 Tied career-best with 7 touchbacks vs. Philadelphia (12/15)...Missed 1 FG from under 50 yards on the season, a 44-yarder at Wembley Stadium vs. Pittsburgh (9/29)...In consecutive games at Green Bay (11/24) and vs. Chicago (12/1), played a key role in a pair of overtime games...Kicked 3rd career game-winner vs. Chicago (12/1), winning the game with a 34-yarder in the 23-20 win after knotting the game at 20-20 with a 30-yard FG with :20 left in the game...Went season-high

6-of-6 on PATs in 48-30 win over playoff-bound Philadelphia (12/15), setting the franchise record for most offensive points scored in the Metrodome...Hit 4-of-4 FGs, including a 35-yarder in OT to tie game at Green Bay (11/24) that ended in a 26-26 deadlock for the Vikings 1st tie since 1978...Notched season-best 14 points in game at Green Bay (11/24)...Connected on 50th career FG at Seattle (11/17), booting a 45-yarder to reach the milestone...Scored 10 points in Vikings win vs. Washington (11/7) on *Thursday Night Football*...Missed 1st PAT of career at Dallas (11/3)...Set NFL record with 12th consecutive 50+ FG and set Vikings record when he connected on a 54-yarder at Wembley Stadium during International Series game vs. Pittsburgh (9/29)...Tied Vikings record with 11th career 50+ FG in season opener at Detroit (9/8) when he connected on a 52-yard FG and notched 5 touchbacks...Had season-high 3-of-3 FG day at Chicago (9/15).

2012 Posted best rookie kicking debut in NFL history and re-wrote Vikings record book...Earned **1st-Team AP All-Pro** and **Pro Bowl** honors...Tabbed as **NFC Special Teams Player of the Week** 3 times during season...In 1st career game, kicked 55-yard FG to tie opener vs. Jacksonville (9/9) and send game to OT, then kicking game-winner in OT from 38 yards out...Set Vikings and NFL record with 10 FGs of 50+ yards on the season...Set team record with 53 touchbacks on kickoffs...Set club

rookie record with 141 points and ranked 2nd in team single-season scoring...Tied Vikings record and led NFL in 2012 with 35 FGs made...Tied team record for longest FG with 56-yarder at Houston (12/23)...Tied for 3rd in Vikings history with 5 FGs made at St. Louis (12/16).

COLLEGE Named to Georgia's Team of the Decade...Set NCAA record with at least 1 FG in 45 games...His 412 points is a Georgia and SEC record and is also ranked 2nd in NCAA history...Holds Georgia record with 184 career PATs...Set school record for consecutive PATS made when he made the opening 119 of his career...Against Coastal Carolina in 2011, made a career-long 56-yard FG...Appeared in the 2011 East-West Shrine Game...Semifinalist for the Lou Groza Award in 2010...Named All-SEC 1st Team by conference's coaches in 2010.

PREP Attended Cardinals Gibbons High School in Boca Raton, FL...*USA Today* All-USA 1st-Team Offense...Named Class AAA 2007 All-State 2nd-Team offense...Appeared in 2008 U.S. Army All-American Bowl...Made 14-of-20 FGs, including 2 from 59 yards and 30-of-31 PATs as a senior.

WALSH'S NFL TOTALS

SCORING

Year	GP	FG	FGA	Pct	Lg	Blk	XP	XPA	Pct	Blk	Pts
2012 (Min)	16	35	38	92.1	56	0	36	36	100.0	1	141
Playoffs	1	1	1	100.0	33	0	1	1	100.0	0	4
2013 (Min)	16	26	30	86.7	54	0	43	44	97.7	0	121
2014 (Min)	16	26	35	74.3	55	2	29	29	100.0	0	107
2015 (Min)	16	34	39	87.2	54	1	32	36	88.8	0	135
Playoffs	1	3	4	75.0	47	0	0	0	0.0	0	9
2016 (Min)	8	12	16	75.0	50	1	13	16	81.3	0	49
Totals	72	133	158	84.2	56	4	154	162	95.0	1	554
Playoffs	2	4	5	80.0	47	0	1	1	100.0	0	13

FIELD GOALS

Year	1-19	Pct	20-29	Pct	30-39	Pct	40-49	Pct	50+	Pct
2012 (Min)	0/0	0.0	10/10	100.0	8/9	88.8	7/9	77.7	10/10	100.0
Playoffs	0/0	0.0	0/0	0.0	1/1	100.0	0/0	0.0	0/0	0.0
2013 (Min)	0/0	0.0	7/7	100.0	12/12	100.0	5/6	83.3	2/5	40.0
2014 (Min)	2/2	100.0	4/5	80.0	8/10	80.0	7/9	77.7	5/9	55.6
2015 (Min)	0/0	0.0	9/9	100.0	13/15	86.6	6/7	85.7	6/8	75.0
Playoffs	0/0	0.0	1/2	50.0	0/0	0.0	2/2	100.0	0/0	0.0
2016 (Min)	1/1	100.0	1/1	100.0	5/6	83.3	4/6	66.7	1/2	50.0
Totals	3/3	100.0	31/32	96.9	46/52	88.5	29/37	78.4	24/34	70.6
Playoffs	0/0	0.0	1/2	50.0	1/1	100.0	2/2	100.0	0/0	0.0

SINGLE-GAME CAREER HIGHS

FG Attempts 6 at Tennessee, 9/11/16
 FG Made 5 at St. Louis, 12/16/12; at Detroit, 10/25/15; vs. NY Giants, 12/27/15
 Long FG 56 at Houston, 12/23/12
 PAT Attempts 6 vs. Philadelphia, 12/15/13
 PAT Made 6 vs. Philadelphia, 12/15/13
 Kickoff Touchbacks 7 at Washington, 10/14/12; vs. Philadelphia, 12/15/13
 Points 18 at St. Louis, 12/16/12; vs. NY Giants, 12/27/15

LONGEST FGs IN VIKINGS HISTORY

PLAYER, GAME (*rookie)	FG
Blair Walsh*, at Houston, 12/23/12	56
Paul Edinger, vs. Green Bay, 10/23/05	56
Blair Walsh*, vs. Jacksonville, 9/9/12	55
Blair Walsh*, at Seattle, 11/4/12	55
Blair Walsh, vs. Atlanta, 9/28/14	55
Blair Walsh, at Buffalo, 10/19/14	55
Ryan Longwell, at Chicago, 10/14/07	55

SINGLE-SEASON SCORING IN VIKINGS HISTORY

PLAYER, SEASON (*rookie)	POINTS
Gary Anderson, 1998	164
Blair Walsh*, 2012	141
Blair Walsh, 2015	135
Ryan Longwell, 2009	132
Fuad Reveiz, 1994	132
Chuck Foreman (RB), 1975	132
Ryan Longwell, 2008	127

VIKINGS ALL-TIME SCORING BY KICKERS

PLAYER	TD	2 PT.	PAT	FG	TOTAL
1. Cox, Fred (1963-77)	—	—	519	282	1,365
2. Longwell, Ryan (2006-11)	—	—	228	135	633
3. Reveiz, Fuad (1990-95)	—	—	199	133	598
4. Walsh, Blair (2012-)	—	—	154	133	554
5. Anderson, Gary (1998-02)	—	—	215	109	542

SINGLE-GAME SCORING IN VIKINGS HISTORY

PLAYER, GAME	POINTS
Chuck Foreman, at Buffalo, 12/20/75	24 (4 TD)
Ahmad Rashad, vs. San Francisco, 9/2/79	24 (4 TD)
Rich Karlis, vs. LA Rams, 11/5/89	21 (7 FG)
Randy Moss, at Dallas, 11/26/98	20 (3 TD, 1 conv)
Matt Asiata, vs. Washington, 11/2/14	20 (3 TD, 1 conv)
Gary Anderson, at Baltimore, 12/13/98	20 (6 FG, 2 PAT)
Rich Karlis, vs. Atlanta, 12/10/89	19 (5 FG, 4 PAT)

WALSH'S GAME WINNERS (5)

DATE	FG	TIME	FINAL
9/9/12.....vs. Jacksonville	38	11:06 OT	26-23
12/30/12.....vs. Green Bay	29	0:00	37-34
12/1/13.....vs. Chicago	34	1:43 OT	23-20
11/1/15.....@ Chicago	36	0:00	23-20
11/8/15.....vs. St. Louis	40	9:20 OT	21-18

WALSH'S 50-YARDERS (24)

DATE	FG	FINAL
9/9/12.....vs. Jacksonville	55	W 26-23
9/16/12.....@ Indianapolis	51	L 20-23
9/23/12.....vs. San Francisco	52	W 24-13
10/25/12.....vs. Tampa Bay	51	L 17-36
11/4/12.....@ Seattle	55	L 20-30
12/16/12.....@ St. Louis	50, 53, 51	W 36-22
12/23/12.....@ Houston	56	W 23-6
12/30/12.....vs. Green Bay	54	W 37-34
9/8/13.....@ Detroit	52	L 24-34
9/29/13.....vs. Pittsburgh	54	W 34-27
9/7/14.....@ St. Louis	52	W 34-6
9/28/14.....vs. Atlanta	55	W 41-28
10/19/14.....@ Buffalo	55	L 16-17
11/16/14.....@ Chicago	50	L 13-21
11/23/14.....vs. Green Bay	51	L 21-24
10/25/15.....@ Detroit	53, 51	W 28-19
12/10/15.....@ Arizona	54	L 20-23
12/20/15.....vs. Chicago	53	W 38-17
12/27/15.....vs. NY Giants	52, 53	W 49-17
9/11/16.....at Tennessee	50	W 25-16

WALSH'S CAREER GAME-BY-GAME

2012.....MINNESOTA.....PAT	FG	PTS	FGs (missed)
9/9.....Jacksonville	2-2	4-4	14
9/16.....@ Indianapolis	2-2	2-2	8
9/23.....San Francisco	3-3	1-6	5
9/30.....@ Detroit	2-2	2-3	8
10/7.....Tennessee	3-3	3-3	12
10/14.....@ Washington	0-0	4-4	12
10/21.....Arizona	3-3	0-0	3
10/25.....Tampa Bay	2-2	1-1	5
11/4.....@ Seattle	2-2	2-4	8
11/11.....Detroit	2-2	4-4	14
11/25.....@ Chicago	1-1	1-2	4
12/2.....@ Green Bay	2-2	0-0	2
12/9.....Chicago	3-3	0-0	3
12/16.....@ St. Louis	3-3	5-5	18
12/23.....@ Houston	2-2	3-3	11
12/30.....Green Bay	4-4	3-3	13
TOTALS.....36-36	35-38	141	

PLAYOFFS

1/5/13.....@ Green Bay	1-1	1-1	4
------------------------	-----	-----	---

2013.....MINNESOTA.....PAT	FG	PTS	FGs (missed)
9/8.....@ Detroit	3-3	1-6	5
9/15.....@ Chicago	3-3	3-3	12
9/22.....@ Cleveland	3-3	2-2	9
9/29.....Pittsburgh	4-4	2-3	10
10/13.....@ Carolina	1-1	1-4	2
10/21.....@ NY Giants	1-1	0-1	1
10/27.....Green Bay	4-4	1-1	7
11/3.....@ Dallas	2-3	1-1	5
11/7.....@ Washington	4-4	2-2	10
11/17.....@ Seattle	2-2	2-2	8
11/24.....@ Green Bay	2-2	4-4	14
12/1.....Chicago	2-2	3-4	11
12/8.....@ Baltimore	2-2	2-2	8
12/15.....@ Philadelphia	6-6	2-3	12
12/22.....@ Cincinnati	2-2	0-0	2
12/29.....Detroit	2-2	0-0	2
TOTALS.....43-44	26-30	121	

2014.....MINNESOTA.....PAT	FG	PTS	FGs (missed)
9/7.....@ St. Louis	4-4	2-2	10
9/14.....New England	1-1	0-1	1
9/21.....@ New Orleans	0-0	3-3	9
9/28.....Atlanta	3-3	4-5	15
10/2.....@ Green Bay	1-1	1-1	4
10/12.....Detroit	0-0	1-1	3
10/19.....@ Buffalo	1-1	3-3	10
10/26.....@ Tampa Bay	1-1	2-3	7
11/2.....Washington	3-3	0-0	3
11/16.....@ Chicago	1-1	2-3	7
11/23.....Green Bay	1-1	2-2	7
11/30.....Carolina	4-4	1-1	7
12/7.....NY Jets	3-3	1-3	6
12/14.....@ Detroit	2-2	0-3	2
12/21.....@ Miami	3-3	2-2	9
12/28.....Chicago	1-1	2-2	7
TOTALS.....43-44	26-30	107	

2015.....MINNESOTA.....PAT	FG	PTS	FGs (missed)
9/14.....@ San Francisco	0-0	1-2	3
9/20.....Detroit	2-3	2-2	8
9/27.....San Diego	4-4	1-1	7
10/4.....@ Denver	2-2	2-3	8
10/18.....Kansas City	1-1	3-3	10
10/25.....@ Detroit	1-2	5-5	16
11/1.....@ Chicago	2-2	3-3	11
11/8.....St. Louis	1-1	2-2	7
11/15.....@ Oakland	3-3	3-5	12
11/22.....Green Bay	1-2	0-0	1
11/29.....@ Atlanta	2-2	2-3	8
12/6.....Seattle	1-1	0-0	1
12/10.....@ Arizona	2-2	2-2	8
12/20.....Chicago	5-5	1-1	8
12/27.....NY Giants	3-4	5-5	18
1/3/16.....@ Green Bay	2-2	2-2	8
TOTALS.....33/37	34/39	135	

PLAYOFFS

1/10/16.....Seattle	0-0	3-4	9
---------------------	-----	-----	---

2016.....MINNESOTA.....PAT	FG	PTS	FGs (missed)
9/11.....@ Tennessee	1-2	4-6	13
9/18.....vs. Green Bay	2-2	1-1	5
9/25.....@ Carolina	0-1	2-2	6
10/3.....vs. NY Giants	3-3	1-2	6
10/9.....vs. Houston	4-4	1-1	7
10/23.....@ Philadelphia	1-1	1-1	4
10/31.....@ Chicago	1-1	1-1	4
11/6.....vs. Detroit	1-2	1-2	4
11/13.....@ Washington			
11/20.....vs. Arizona			
11/24.....@ Detroit			
12/1.....vs. Dallas			
12/11.....@ Jacksonville			
12/18.....vs. Indianapolis			
12/24.....@ Green Bay			
1/1/17.....vs. Chicago			
TOTALS.....13/16	12/16	49	



TRAE WAYNES #26

POSITION: CORNERBACK
HEIGHT/WEIGHT: 6-0/190
DOB: 7-25-92
HOMETOWN: KENOSHA, WI

COLLEGE: MICHIGAN STATE
ACQUIRED: D1 (#11) '15
NFL SEASON: 2
VIKINGS SEASON: 2

2016 GP/GS
8/2

Career GP/GS
23/3

Playoffs GP/GS
1/0

- Is the highest-drafted DB in Vikings history and the 5th DB selected in the 1st round.

- Has been friends since boyhood with Chargers RB Melvin Gordon, a fellow 1st-round pick in 2015, going 4 choices later at #15 overall. The high school friends met on the field in Week 3 of their rookie campaigns when San Diego visited the Vikings and the duo will face each other again in the opening game at U.S. Bank Stadium on 8/28/16, the first-ever NFL game at the new Vikings home and the 3rd game of the 2016 preseason.

OFF THE FIELD Majored in psychology at Michigan State... Brother, Mason, runs track at Eastern Michigan... Son of Ron and Erin Waynes, who both work as guidance counselors... Both parents were track and field student-athletes at Kansas State University... Celebrated 23rd birthday the day the Vikings reported for 2015 Training Camp in Mankato, MN, as a rookie.

PRO Started 1 of the 15 games he played in as a rookie in 2015 for the NFC North champions... Grabbed 1st career INT in Wild Card Playoff vs. Seattle (1/10/16)... Selected with the 11th pick in the 2015 NFL draft, passing Dwayne Washington (#18 in 1994) as the highest drafted DB in Vikings history... Declared for the NFL draft as a redshirt junior... Joined CB Terence Newman, S Harrison Smith and CB Xavier Rhodes as former 1st-round picks in the Vikings 2015 secondary... Became the 3rd DB selected by Vikings in the 1st round from 2012-15 and 5th overall DB drafted by the team in the 1st round.

2016 Registered 2 tackles (2 solo) and 3 passes defended vs. Detroit (11/6)... Tallied 1 tackle on defense and 1 special teams tackle at Chicago (10/31)... Posted 2 tackles at Philadelphia (10/23)... Played on defense and special teams and posted 1 special teams tackle vs. Houston (10/9)... Had 1 PBU vs. NY Giants (10/3)... Caught his 2nd INT in as many weeks when he picked off Cam Newton and totaled 6 tackles at Carolina (9/25) Snagged his 1st career regular season INT vs. Green Bay (9/18) to help seal the victory... Also had 5 tackles and 2 PBUs against the Packers in Week 2... Started his 2nd career game at Tennessee (9/11) and led the Vikings with 12 tackles (11 solo)... Added 2 PBUs and 1 TFL at Tennessee (9/11)...

2015 Saw time in 15 games during rookie campaign and Wild Card Playoff vs. Seattle (1/10/16)... Led Vikings with 14 special teams tackles... Started 1st career game at Arizona (12/10), a game when 6 rookies started the contest, matching a Vikings team record, joining T Clemmings, WR Diggs, LB Robinson, LB Kendrick and S Harris... Started game at Arizona (12/10) at LCB, taking over for regular starter Terence Newman, who moved to S for the game with the Vikings defensive backs decimated by injuries... Snared 1st career INT in Wild Card Playoff vs. Seattle (1/10/16), picking off Russell Wilson... Notched season-high 4 tackles in a pair of games, vs. San Diego (9/27) and at Arizona (12/10)... Posted a pair of passes defended vs. San Diego (9/27) and at Arizona (12/10)... Had season-best 4 special teams tackles vs. NY Giants (12/27).

COLLEGE Appeared in 36 games at Michigan State, making 27 starts... Was a major part of a stingy Spartan defense that ranked in the top 10 in total defense the past two seasons while serving as a full-time starter... Recorded a career 101 tackles, 6 INTs- 3 each in 2013 and 2014- and 13 pass break ups... Snagged 1st career INTs vs. Minnesota (11/30/13), collecting 2 in the contest... Won the Big Ten Championship in 2013, defeating Ohio State, and went on to beat Stanford in the 2014 Rose Bowl that same season... Helped team win 2015 Cotton Bowl taking down Baylor... Spartans were 4-0 in bowl games during tenure winning the 2012 Outback Bowl, 2012 Buffalo Wild Wings Bowl, 2014 Rose Bowl and 2015 Cotton Bowl... Earned 2nd-Team All-American and 1st-Team All-Big Ten as a junior in 2014... Was a 2014 Thorpe Award finalist... Recipient of the MSU's Tommy Love Award (most improved player) in 2013 and the Jim Adams Award (unsung hero: defense) in 2014... Redshirted his 1st year at Michigan State in 2011.

PREP Attended Mary D. Bradford HS in Kenosha, WI... Teammates with Chargers RB Melvin Gordon in HS... Excelled in baseball and track in addition to football for the Red Devils... 1st-Team All-state and All-Region as a senior by the Wisconsin Football Coaches Association despite missing 3 games due to injury... Earned 1st-Team All-County honors in baseball 2010 as an outfielder, leading his team in home runs (3) and finishing 2nd in batting average (.452, 28-of-62)... Finished 3rd in the 100 (10.7) at the 2011 Division I state track and field championships.



Friends since childhood, Chargers RB Melvin Gordon and Waynes pose for a picture after playing against each other in Week 3 of the 2015 season.

WAYNES' NFL TOTALS

Year.....GP/GS	Tackles					INTs	PBU	TFL	QBH	FF/FR	Special
	Solo	Asst.	Total	Sacks	Teams						
2015 (Min).....15/1	14	5	19	0.0	0	5	0	0	0/0	14	
<i>Playoffs</i>1/0	1	0	1	0.0	1 (24)	3	0	0	0/0	2	
2016 (Min).....8/2	25	3	28	0.0	2 (4)	9	1	0	0/0	3	
Totals23/3	39	8	47	0.0	2 (4)	14	1	0	0/0	17	
<i>Playoffs</i>1/0	1	0	1	0.0	1 (24)	3	0	0	0/0	2	

SINGLE-GAME CAREER HIGHS (* playoffs)

Tackles.....12..... at Tennessee, 9/11/16
 Solo Tackles.....11..... at Tennessee, 9/11/16
 Passes Defensed3..... vs. Detroit, 11/6/16
 Interception1..... 3 times, last at Carolina, 9/25/16
 Special Teams Tackles4..... vs. NY Giants, 12/27/15

WAYNES' INTERCEPTION (* playoffs)

GAME **QB** **INT (Yds)**
 vs. Seattle, 1/10/16* Russell Wilson 1 (24)
 vs. Green Bay, 9/18/16 Aaron Rodgers 1 (4)
 at Carolina, 9/25/16 Cam Newton 1 (0)
Total **2 (28)**



WR Stefon Diggs, QB Sam Bradford and CB Trae Waynes pictured with Michele Tafoya of NBC's Sunday Night Football following the Vikings 17-14 win over the Green Bay Packers in the inaugural game at U.S. Bank Stadium. Diggs set career highs in receptions (9) and receiving yards (182), while Bradford posted a 121.2 passer rating (3rd best of his career) and Waynes secured a game-sealing interception, the first regular season pick of his career.



STEPHEN WEATHERLY #91

POSITION: DEFENSIVE END
HEIGHT/WEIGHT: 6-5/265
DOB: 3-19-94
HOMETOWN: SNELLVILLE, GA

COLLEGE: VANDERBILT
ACQUIRED: D7a (#227) '16
NFL SEASON: R
VIKINGS SEASON: R

2016 GP/GS
PS

Career GP/GS
0/0

Playoffs GP/GS
0/0

2016 joined the Vikings practice squad on 9/4/16 after being released during final cuts.

• Only 2nd Vanderbilt player drafted by the Vikings.

• Middle name, Dian, is a tribute to his grandmother, a Harvard and MIT graduate.

OFF THE FIELD Majored in sociology at Vanderbilt...Active with the One Love Foundation, dedicated to eliminating relationship violence through education and empowerment on college campuses and worked closely with Vanderbilt's Project Safe Center while in school...Traveled through Germany as a teen with the Fulton County Youth Commission...Part of his high school's robotics team...Has a musical side, having learned to play 9 instruments: flute, clarinet, trumpet, trombone, baritone, tuba, tenor sax, steel drums and piano...Aspires to a career in high school coaching following his playing days...Played in 2014 and 2015 at Vanderbilt under former Vikings assistant defensive backs coach Derek Mason, who took over Vandy head coaching job in 2014.

PRO The 2nd Vanderbilt player ever drafted by the Vikings, joining DT James Manley in 1996 (2nd round, #45)...The lone defensive lineman selected by Vikings in 2016...The 3rd of 3 SEC players drafted by the Vikings, joining WR Laquan Treadwell (1st round) and LB Kentrell Brothers (5th round)...Selected with 1st of 2 picks by Vikings in the 7th round (#227 overall)...Signed as an UDFA following the 2016 NFL Draft...Signed to the Vikings practice squad on 9/4/16.

COLLEGE Started 21 of the 36 career games he played at Vanderbilt...Started all 12 games as a junior in 2015 at OLB...Ended collegiate career with streak of 17 straight starts...Notched season-high 8 tackles against Georgia...Vandy capped 2016 season with a 4-8 mark...Had career-best 4.5 sacks and 12.5 tackles for loss in 2014...Started 9 games at OLB as team moved to 3-4 defensive scheme...Started final 5 games of the season...Set school record with 5 tackles for loss vs. Tennessee...Set career-high at Missouri with 2.0 sacks...Notched career-best with 12 tackles vs. Mississippi State...Started 1st career game vs. Temple...Saw action in 12 of possible 13 games as a redshirt freshman in 2013...Helped squad post 9-4 mark and advance to the Compass Bowl where the Commodores topped Houston 41-24...The bowl win was the 1st for Vandy since the 1982 Hall of Fame Bowl...Had 3 tackles and 1.5 sacks in win over rival Tennessee to cap the regular season...Redshirted in 2012.

PREP As a senior, attended Shiloh High after spending freshman-junior seasons at North Atlanta...Earned All-Area honors as a senior...Competed in Gwinnett County All-Star Game following senior season.

U.S. BANK STADIUM SIGNATURE ITEMS

U.S. Bank Stadium will cut an impressive figure against the downtown Minneapolis skyline and serve as the state-of-the-art home of the Minnesota Vikings beginning in summer 2016.

The most unique design feature of U.S. Bank Stadium will have fans thinking they are sitting outdoors, even on a cold Minnesota afternoon. The 248,000-square foot ethylene-tetra-fluoro-ethylene (ETFE) roof provides a compromise of an open-air stadium. The transparent material that makes up 60% of the stadium's roof is designed to let light in but is lighter and more economical than glass. The material will allow fans to experience an outdoor view in a climate-controlled environment.

The design of the roof is built to withstand even the worst winters Minnesota has to offer. The downward slopes that go east and west and north to south allows the stadium's roof to shed snow in a timely fashion. The material combined with the natural heat rise from the inside of the building helps the snow melt and shed off the roof into diverters along the edges of the roof.



U.S. BANK STADIUM INAUGURAL SEASON





JARIUS WRIGHT #17

POSITION: WIDE RECEIVER
HEIGHT/WEIGHT: 5-10/191
DOB: 11-25-89
HOMETOWN: WARREN, AR

COLLEGE: ARKANSAS
ACQUIRED: D4a (#118) '12
NFL SEASON: 5
VIKINGS SEASON: 5

2016 GP/GS
2/0

Career GP/GS
57/14

Playoffs GP/GS
2/0

- Had career-bests in starts (7), receptions (42), receiving yards (588), rushing yards (71) and all-purpose yards (659) in 2014.
- Had the 2nd-longest reception of the 2014 NFL season, an 87-yard game-winning TD in OT vs. NY Jets (12/7/14).
- Caught 2 longest passes by a Viking in 2012 as a rookie.

OFF THE FIELD Studied sociology at Arkansas and was named to the Razorbacks Honor Roll in the fall of 2011 based on his performance in the classroom...Sponsors an AAU basketball team in his hometown...Avid outdoorsman, enjoys fishing, hiking and boating...Father is a retired Arkansas state trooper and Army reservist.

PRO Signed contract extension in-season in 2015...Recorded longest game-winning TD in Vikings history against the NY Jets (12/7/14), an 87-yard TD from Teddy Bridgewater in OT... Started a career-best 7 games during the 2014 campaign...Had 2 longest catches by Vikings during his rookie season in 2012 with 65- and 54-yarders...Helped set Vikings record (since broken) when 5 rookies started game vs. Chicago (12/9/12). Wright joined T Matt Kalil, TE Rhett Ellison, CB Josh Robinson and S Harrison Smith...Selected in 4th round (#134 overall) in 2012... Joined former college and high school teammate Greg Childs in the Vikings 2012 draft class...Was the 1st of 3 Vikings picks in the 4th Round of the 2012 NFL Draft.

2016 Saw his 1st playing time of the season vs. Houston (10/9) and caught 4 passes for 32, including 2 for 1st downs...Inactive vs. NY Giants (10/3)...Saw his 1st action of the season at Carolina (9/25)...Inactive vs Detroit (11/6), at Chicago (10/31), at Philadelphia (10/23), vs. Green Bay (9/18) and at Tennessee Titans (9/11).

2015 Played in all 16 games and Wild Card Playoff with 3 starts during season...Caught a pass in all but 1 game...Hauled in season-long 52-yarder vs. Kansas City (10/18)...Started games at San Francisco (9/14), vs. Kansas City (10/18) and at Detroit (10/25)...Posted career-long rush vs. Detroit (9/20) with a 29-yarder...Had season-best 5 receptions in Thursday Night game at Arizona (12/10)...Topped 50 yards receiving in a game 4 times on the season...Had 3 catches for 57 yards vs. NY Giants (12/27).

2014 Played in all 16 games, starting 7...Posted a career-best 588 receiving yards and 71 rushing yards, amassing 659 all-purpose yards and 2 receiving TDs...Became the 1st Viking to record multiple 100-yard receiving games in a single season since Percy Harvin in 2012...524 of Wright's 588 yards and both TDs came from Bridgewater...Scored the game-winning TD in OT against NY Jets (12/7), when he took a screen pass from Bridgewater 87 yards to paydirt, giving the Vikings the 30-24 win...Finished with 123 yards and 1 TD against NY Jets (12/7), paired with Charles Johnson's 103 yards and 1 TD, becoming the 1st Vikings WR duo to both amass 100 yards in the same game since Nate Burleson (134) and Randy Moss (102) at Detroit (12/19/04).

2013 Scored career-high 3 TDs in his 2nd season...Hauled in season-best 95 receiving yards vs. Philadelphia (12/15) in upset win over the playoff-bound Eagles...Lone catch at Cincinnati (12/22) was a 36-yard TD from Matt Cassel...Started season finale game vs. Detroit (12/29), the final game at Mall of America Field...Reeled in a career-best pair of TD catches at Seattle (11/17), a 38-yarder from Christian Ponder and a 21-yarder from Matt Cassel, also started game in place of injured Greg Jennings...Caught 28-yard pass vs. Washington

(11/7)...Had season-high 3 catches vs. Cleveland (9/22)...Hauled in 21-yard pass at Chicago (9/15), his 1st catch of the season...Saw action in season opener at Detroit (9/8).

2012 Hauled in 2 TDs on the season to lead Vikings rookies... Played in final 7 regular season games and the Wild Card playoff at Green Bay with 1 start in regular season vs. Chicago (12/9)...Reeled in the 2 longest passes on the Vikings season with 65-yarder vs. Green Bay (12/30) and 54-yarder vs. Detroit (11/11)...His 1st NFL reception in his 1st game, a 54-yard strike from Christian Ponder vs. Detroit (11/11)...Had career-high 7 catches in his 2nd career game at Chicago (11/25)...Scored 1st career TD on 3-yarder from Ponder vs. Detroit (11/11)...Hauled in 8-yard score vs. Green Bay (12/30) in season finale.

COLLEGE Appeared in 50 games during his Arkansas career, making 44 starts...Missed only 1 game during his career, in 2011 vs. Troy...Left Arkansas ranked 1st in program history in receptions (168) and receiving yards (2,934)...Ranks 5th all-time in SEC history in receiving yards...His 24 career receiving TDs rank 2nd in school history and tied for 15th in SEC history...Wright had 9 100+ yard games, which is tied for 2nd in program history...Set single-season records for Arkansas in 2011 with 66 receptions, 1,117 yards and 12 TDs despite missing 1 game...SEC Co-Offensive Player of the Week after torching Texas A&M in 2011 with 13 receptions for 281 yards and 2 TDs, the 281 yards was 2nd in SEC history and an Arkansas single-game record.

PREP Named to the 2007 All-State team at Warren High School in Warren, AR and the 2007 All-Arkansas team by the Arkansas Democrat-Gazette...Earned a spot on the AP Super Team...Racked up 58 receptions for 1,350 yards and 15 TDs as a senior...Had 3 returns (1 KR, 2 PR) for TDs during the '07 season...All-State choice during his junior season when he finished with 51 receptions, 1,086 yards and 15 TDs to go with 5 return TDs (3 KR, 2 PR).

JARIUS GOES AGAIN

Jarius Wright has shown the uncanny ability to get get deep in his 4 seasons with the Vikings and has made his mark on the team record book in doing so. Wright has the 3rd-longest TD catch in team history, longest OT game-winner by a Viking and the 2nd-longest in NFL history.

LONGEST TD PASSES IN VIKINGS HISTORY

PLAYER	PLAY
Bernard Berrian from Gus Ferrotte, vs. Chicago, 10/30/08.....	99t
Charley Ferguson from Fran Tarkenton, at Chicago, 11/11/62.....	89t
Jarius Wright from Teddy Bridgewater, vs. NYJets, 12/7/14.....	87t

LONGEST GAME-WINNING PASSES IN VIKINGS HISTORY

PLAYERS, GAME (* Overtime Game Winner)	PLAY
Jarius Wright from Teddy Bridgewater, vs. NYJets, 12/7/14.....	87t*
Sammy White from Tommy Kramer, vs. San Francisco, 12/4/77..	69t
John Gilliam from Fran Tarkenton, at LA Rams, 11/19/72.....	66t
Cris Carter from Warren Moon, vs. Chicago, 12/1/94.....	65t*

LONGEST OT GAME-WINNING PASSES IN NFL HISTORY

PLAYERS, GAME	PLAY
Mike Quick from Ron Jaworski, Phil. vs. Atl., 11/10/85.....	99t
Jarius Wright from Teddy Bridgewater, vs. NYJets, 12/7/14.....	87t

WRIGHT'S NFL TOTALS

Year	GP/GS	RECEIVING					RUSHING				
		No.	Yds.	Avg.	Lg	TD	No.	Yds.	Avg.	Lg	TD
2012 (Min)	7/1	22	310	14.1	65	2	2	11	5.5	8	0
Playoffs	1/0	2	13	6.5	8	0	0	0	0.0	0	0
2013 (Min)	16/3	26	434	16.7	38t	3	0	0	0.0	0	0
2014 (Min)	16/7	42	588	14.0	87t	2	5	71	14.2	27	0
2015 (Min)	16/3	34	442	13.0	52	0	1	29	29.0	29	0
Playoffs	1/0	1	9	9.0	9	0	0	0	0.0	0	0
2016 (Min)	2/0	4	32	8.0	11	0	0	0	0.0	0	0
Total	57/14	128	1,806	14.1	87t	7	8	111	13.9	29	0
Playoffs	2/0	3	22	7.3	9	0	0	0	0.0	0	0

SINGLE-GAME CAREER HIGHS

Receptions..... 8..... vs. Atlanta, 9/28/14
 Receiving Yards..... 132..... vs. Atlanta, 9/28/14
 Long Reception..... 87t..... vs. New York Jets, 12/7/14
 Receiving TD..... 2..... at Seattle, 11/7/13
 Rushing Attempts..... 1..... 8x, last vs. Detroit, 9/20/15
 Rushing Yards..... 29..... vs. Detroit, 9/20/15
 Long Rush..... 27..... vs. Miami, 12/21/14

WRIGHT'S 100-YARD GAMES	
Game	Yds/Rec/TD
9/28/14 vs. Atlanta	132/8/0
12/7/14 vs. NY Jets	123/4/1

WRIGHT'S TOUCHDOWNS (* denotes game-winning touchdown)	
Game	Play
vs. Detroit, 11/11/12	3 pass from Ponder
vs. Green Bay, 12/30/12	8 pass from Ponder
@ Seattle, 11/17/13	38 pass from Ponder, 21 pass from Cassel
@ Cincinnati, 12/22/13	36 pass from Cassel
vs. New York Jets, 12/7/14	87 pass from Bridgewater*
@ Miami, 12/21/14	8 pass from Bridgewater
Total	7 (7 receiving)

WRIGHT'S 50+YARD RECEPTIONS	
Game	Play
9/28/14 vs. Atlanta	52 yards
10/18/15 vs. Kansas City	52 yards
11/11/12 vs. Detroit	54 yards
12/30/12 vs. Green Bay	65 yards
12/7/14 vs. NY Jets	87-yard TD
Total	5

WRIGHT'S GAME-BY-GAME (* start)

2012	MINNESOTA	No	RECEIVING					RUSHING				
			Yards	Avg.	Long	TD	Att	Yards	Avg.	Long	TD	
11/11	Detroit	3	65	21.7	54	1	1	3	3.0	3	0	
11/25	@ Chicago	7	49	7.0	12	0	0	0	0.0	0	0	
12/2	@ Green Bay	1	13	13.0	13	0	0	0	0.0	0	0	
12/9	Chicago*	2	29	14.5	16	0	0	0	0.0	0	0	
12/16	@ St. Louis	1	11	11.0	11	0	0	0	0.0	0	0	
12/23	@ Houston	5	53	10.6	21	0	1	8	8.0	8	0	
12/30	Green Bay	3	90	30.0	65	1	0	0	0.0	0	0	
Totals	GP/GS: 7/1	22	310	14.1	65	2	2	11	5.5	8	0	
PLAYOFFS												
1/5/13	@ Green Bay	2	13	6.5	8	0	0	0	0.0	0	0	
2013												
MINNESOTA												
9/8	@ Detroit	0	0	0.0	0	0	0	0	0.0	0	0	
9/15	@ Chicago*	1	21	21.0	21	0	0	0	0.0	0	0	
9/22	Cleveland	3	35	11.7	20	0	0	0	0.0	0	0	
9/29	Pittsburgh	1	6	6.0	6	0	0	0	0.0	0	0	
10/13	Carolina	2	10	5.0	8	0	0	0	0.0	0	0	
10/21	@ NY Giants	1	13	13.0	13	0	0	0	0.0	0	0	
10/27	Green Bay	0	0	0.0	0	0	0	0	0.0	0	0	
11/3	@ Dallas	3	31	10.3	13	0	0	0	0.0	0	0	
11/7	Washington	2	34	17.0	28	0	0	0	0.0	0	0	
11/17	@ Seattle*	3	69	23.0	38t	2	0	0	0.0	0	0	
11/24	@ Green Bay	0	0	0.0	0	0	0	0	0.0	0	0	
12/1	Chicago	3	53	17.7	24	0	0	0	0.0	0	0	
12/8	@ Baltimore	0	0	0.0	0	0	0	0	0.0	0	0	
12/15	Philadelphia	4	95	23.8	42	0	0	0	0.0	0	0	
12/22	@ Cincinnati	1	36	36.0	36t	1	0	0	0.0	0	0	
12/29	Detroit*	2	31	15.5	19	0	0	0	0.0	0	0	
Totals	GP/GS: 16/3	26	434	16.7	38t	3	0	0	0.0	0	0	

2014.....MINNESOTA	No	Yards	Avg.	Long	TD	Att.	Yards	Avg.	Long	TD
9/7.....@ St. Louis.....	2	25	12.5	15	0	0	0	0.0	0	0
9/14.....New England.....	1	12	12.0	12	0	1	-5	-5.0	-5	0
9/21.....@ New Orleans*.....	0	0	0.0	0	0	0	0	0.0	0	0
9/28.....Atlanta.....	8	132	16.5	52	0	0	0	0.0	0	0
10/2.....@ Green Bay.....	3	27	9.0	18	0	0	0	0.0	0	0
10/12.....Detroit.....	4	17	4.3	6	0	1	21	21.0	21	0
10/19.....@ Buffalo*.....	4	60	15.0	28	0	0	0	0.0	0	0
10/26.....@ Tampa Bay.....	2	13	6.5	17	0	0	0	0.0	0	0
11/2.....Washington.....	2	29	14.5	21	0	0	0	0.0	0	0
11/16.....@ Chicago.....	0	0	0.0	0	0	0	0	0.0	0	0
11/23.....Green Bay.....	0	0	0.0	0	0	0	0	0.0	0	0
11/30.....Carolina.....	2	40	20.0	35	0	1	5	5.0	5	0
12/7.....New York Jets.....	4	123	30.8	87t	1	1	23	23.0	23	0
12/14.....@ Detroit.....	4	49	12.3	16	0	0	0	0.0	0	0
12/21.....@ Miami.....	3	38	12.7	20	1	1	27	27.0	0	0
12/28.....Chicago.....	3	23	7.7	11	0	0	0	0.0	0	0
Totals.....GP/GS: 16/7.....	42	588	14.0	87t	2	5	71	8.0	27	0

2015.....MINNESOTA	No.	Yards	Avg.	Long	TD	Att.	Yards	Avg.	Long	TD
9/14.....@ San Francisco*.....	1	27	27.0	27	0	0	0	0.0	0	0
9/20.....Detroit.....	1	17	17.0	17	0	1	29	29.0	29	0
9/27.....San Diego.....	3	28	9.3	17	0	0	0	0.0	0	0
10/4.....at Denver.....	0	0	0.0	0	0	0	0	0.0	0	0
10/18.....Kansas City*.....	2	69	34.5	52	0	0	0	0.0	0	0
10/25.....@ Detroit*.....	3	31	10.3	16	0	0	0	0.0	0	0
11/1.....@ Chicago.....	1	8	8.0	8	0	0	0	0.0	0	0
11/8.....St. Louis.....	1	12	12.0	12	0	0	0	0.0	0	0
11/15.....@ Oakland.....	1	2	2.0	2	0	0	0	0.0	0	0
11/22.....Green Bay.....	4	50	12.5	18	0	0	0	0.0	0	0
11/29.....@ Atlanta.....	2	13	6.5	8	0	0	0.0	0	0	0
12/6.....Seattle.....	2	24	12.0	17	0	0	0	0.0	0	0
12/10.....@ Arizona.....	5	51	10.2	22	0	0	0	0.0	0	0
12/20.....Chicago*.....	3	32	10.7	15	0	0	0	0.0	0	0
12/27.....NY Giants*.....	3	57	19.0	2	0	0	0	0.0	0	0
1/3/16.....@ Green Bay.....	3	21	10.5	11	0	0	0	0.0	0	0
Totals.....GP/GS: 16/3.....	34	442	13.0	52	0	1	29	29.0	29	0

PLAYOFFS

1/10/16.....Seattle.....	1	9	9.0	9	0	0	0	0.0	0	0
--------------------------	---	---	-----	---	---	---	---	-----	---	---

2016.....MINNESOTA	No.	Yards	Avg.	Long	TD	Att.	Yards	Avg.	Long	TD
9/11.....@ Tennessee.....	INACTIVE									
9/18.....vs. Green Bay.....	INACTIVE									
9/25.....@ Carolina.....	0	0	0.0	0	0	0	0	0.0	0	0
10/3.....vs. NY Giants.....	INACTIVE									
10/9.....vs. Houston.....	4	32	8.0	11	0	0	0	0.0	0	0
10/23.....@ Philadelphia.....	INACTIVE									
10/31.....@ Chicago.....	INACTIVE									
11/6.....vs. Detroit.....										
11/13.....@ Washington.....										
11/20.....vs. Arizona.....										
11/24.....@ Detroit.....										
12/1.....vs. Dallas.....										
12/11.....@ Jacksonville.....										
12/18.....vs. Indianapolis.....										
12/24.....@ Green Bay.....										
1/1/17.....vs. Chicago.....										
Totals.....GP/GS: 2/0.....	4	32	8.0	11	0	0	0	0.0	0	0



U.S. BANK STADIUM INAUGURAL SEASON

LAST WEEK'S PLAY-BY-PLAY

National Football League Game Summary

NFL Copyright © 2016 by The National Football League. All rights reserved. This summary and play-by-play is for the express purpose of assisting media in their coverage of the game; any other use of this material is prohibited without the written permission of the National Football League. Updated: 11/7/2016

Date: Sunday, 11/6/2016

Detroit Lions at Minnesota Vikings
at US Bank Stadium, Minneapolis, MN

Start Time: 12:04 PM CST

Game Day Weather

Game Weather: Indoors
Played Indoor on Turf: Field Turf

Officials

Referee: Hochuli, Ed (85)	Umpire: Martin, Clay (19)	Head Linesman: Bradley, Greg (98)
Line Judge: Baynes, Rusty (59)	Side Judge: Kemp, Alex (55)	Field Judge: Shaw, Dale (104)
Back Judge: Helverson, Scott (93)	Replay Official: Sifferman, Tom ()	

Lineups

Detroit Lions			Minnesota Vikings				
Offense		Defense	Offense		Defense		
WR 15	G.Tate	DE 98	D.Taylor	WR 19	A.Thielen	LE 96	B.Robison
LT 68	T.Decker	DT 99	K.Thornton	LT 72	J.Long	DT 93	S.Stephen
LG 60	G.Glasgow	DT 92	H.Ngata	LG 78	J.Sirles	NT 98	L.Joseph
C 64	T.Swanson	DE 94	E.Ansah	C 61	J.Berger	RE 97	E.Griffen
RG 75	L.Warford	OLB 57	J.Bynes	RG 63	B.Fusco	WLB 52	C.Greenway
RT 70	C.Robinson	MLB 59	T.Whitehead	RT 68	T.Clemmings	CB 24	C.Munnerlyn
TE 85	E.Ebron	CB 28	Q.Diggs	TE 82	K.Rudolph	SLB 55	A.Barr
WR 11	M.Jones	CB 29	J.Bademosi	WR 14	S.Diggs	LCB 23	T.Newman
WR 80	A.Boldin	CB 24	N.Lawson	RB 44	M.Asjata	RCB 29	X.Rhodes
QB 9	M.Stafford	SS 32	T.Wilson	WR 84	C.Patterson	SS 34	A.Sendejo
RB 25	T.Riddick	FS 27	G.Quin	QB 8	S.Bradford	FS 22	H.Smith

Substitutions

K 5 M.Prater, P 6 S.Martin, WR 12 A.Roberts, S 26 D.Carey, S 31 R.Bush, RB 34 Z.Zenner, S 35 M.Killebrew, RB 36 D.Washington, CB 38 A.Barnes, FB 46 M.Burton, LS 48 D.Muhlbach, LB 50 T.Armbrister, DE 51 B.Copeland, LB 52 A.Williams, DE 61 K.Hyder, DL 69 A.Zettel, G 72 L.Tomlinson, T 77 C.Lucas, TE 82 M.Mulligan, TE 84 C.Harbor, DT 91 A.Robinson, DT 93 T.Walker, DT 96 S.Charles

Substitutions

K 3 B.Walsh, WR 11 L.Treadwell, WR 12 C.Johnson, P 18 J.Locke, CB 20 M.Alexander, RB 21 J.McKinnon, CB 26 T.Waynes, S 27 J.Kearse, RB 33 R.Hillman, CB 35 M.Sherels, LB 40 K.Brothers, S 41 A.Harris, LS 47 K.McDermott, FB 48 Z.Line, LB 51 E.Robinson, LB 57 A.Cole, LB 59 E.Lamur, C 62 N.Easton, TE 85 R.Ellison, DT 92 Tom.Johnson, DE 94 J.Trattou, DE 99 D.Hunter

Did Not Play

QB 8 D.Orlovsky

Did Not Play

QB 13 S.Hill, G 64 W.Beavers

Not Active

CB 23 D.Slay, RB 30 J.Forsett, DB 39 J.Banks, LB 54 D.Levy, OL 66 J.Dahl, T 71 R.Reiff, TE 86 K.Lee

Not Active

WR 17 J.Wright, LB 54 E.Kendricks, G 67 Z.Kerin, DT 73 S.Floyd, G 76 A.Boone, TE 83 M.Pruitt, TE 89 D.Morgan

Field Goals (made () & missed)

M.Prater (47) (53) (58)

B.Walsh (33) 46B

		1	2	3	4	OT	Total
VISITOR:	Detroit Lions	3	7	0	6	6	22
HOME:	Minnesota Vikings	0	3	6	7	0	16

Scoring Plays

Team	Qtr	Time	Play Description (Extra Point) (Drive Info)	Visitor	Home
Lions	1	7:14	M.Prater 47 yd. Field Goal (9-57, 5:00)	3	0
Vikings	2	13:20	B.Walsh 33 yd. Field Goal (12-61, 4:35)	3	3
Lions	2	0:05	A.Boldin 1 yd. pass from M.Stafford (M.Prater kick) (17-84, 9:45)	10	3
Vikings	3	4:02	K.Rudolph 1 yd. pass from S.Bradford (kick failed, hru) (9-78, 5:33)	10	9
Lions	4	12:33	M.Prater 53 yd. Field Goal (4-8, 1:08)	13	9
Vikings	4	0:23	R.Ellison 1 yd. run (B.Walsh kick) (13-79, 3:51)	13	16
Lions	4	0:00	M.Prater 58 yd. Field Goal (4-35, 0:23)	16	16
Lions	5	8:21	G.Tate 28 yd. pass from M.Stafford (11-87, 6:39) (11-87, 6:39)	22	16

Paid Attendance: 66,807

Time: 3:09

Detroit Lions vs Minnesota Vikings
11/6/2016 at US Bank Stadium

Final Team Statistics

	Visitor Lions	Home Vikings
TOTAL FIRST DOWNS	18	22
By Rushing	3	7
By Passing	12	13
By Penalty	3	2
THIRD DOWN EFFICIENCY	7-14-50%	6-14-43%
FOURTH DOWN EFFICIENCY	0-0-0%	1-2-50%
TOTAL NET YARDS	311	337
Total Offensive Plays (inc. times thrown passing)	62	67
Average gain per offensive play	5.0	5.0
NET YARDS RUSHING	97	78
Total Rushing Plays	25	25
Average gain per rushing play	3.9	3.1
Tackles for a loss-number and yards	3-4	2-7
NET YARDS PASSING	214	259
Times thrown - yards lost attempting to pass	1-5	2-14
Gross yards passing	219	273
PASS ATTEMPTS-COMPLETIONS-HAD INTERCEPTED	36-23-1	40-31-0
Avg gain per pass play (inc.# thrown passing)	5.8	6.2
KICKOFFS Number-In End Zone-Touchbacks	4-3-1	5-3-2
PUNTS Number and Average	5-52.4	4-36.5
Had Blocked	0	0
FGs - PATs Had Blocked	0-0	1-0
Net Punting Average	46.2	36.5
TOTAL RETURN YARDAGE (Not Including Kickoffs)	0	48
No. and Yards Punt Returns	0-0	4-31
No. and Yards Kickoff Returns	3-50	3-87
No. and Yards Interception Returns	0-0	1-17
PENALTIES Number and Yards	6-57	8-54
FUMBLES Number and Lost	0-0	0-0
TOUCHDOWNS	2	2
Rushing	0	1
Passing	2	1
EXTRA POINTS Made-Attempts	1-1	1-2
Kicking Made-Attempts	1-1	1-2
FIELD GOALS Made-Attempts	3-3	1-2
RED ZONE EFFICIENCY	1-1-100%	2-5-40%
GOAL TO GO EFFICIENCY	1-1-100%	2-2-100%
SAFETIES	0	0
FINAL SCORE	22	16
TIME OF POSSESSION	33:31	33:08

Ball Possession And Drive Chart

Detroit Lions

#	Time Recd	Time Lost	Time Poss	How Ball Obtained	Drive Began	# Play	Yds Gain	Yds Pen	Net Yds	1st Down	Last Scrm	How Given Up
1	12:14	7:14	5:00	Punt	DET 14	9	57	0	57	2	MIN 29	Field Goal
2	4:23	2:55	1:28	Punt	DET 13	3	9	0	9	0	DET 22	Punt
3	13:20	12:25	0:55	Kickoff	DET 23	2	12	0	12	1	DET 35	Interception
4	9:50	0:05	9:45	Punt	DET 16	17	93	-9	84	8	* MIN 1	Touchdown
5	15:00	12:50	2:10	Kickoff	DET 22	3	2	0	2	0	DET 24	Punt
6	10:35	9:35	1:00	Punt	DET 23	3	4	0	4	0	DET 27	Punt
7	4:02	2:54	1:08	Kickoff	DET 25	3	-1	0	-1	0	DET 24	Punt
8	13:41	12:33	1:08	Blocked FG	MIN 42	4	3	5	8	0	MIN 34	Field Goal
9	8:09	4:14	3:55	Downs	DET 5	6	23	0	23	2	DET 28	Punt
10	0:23	0:00	0:23	Kickoff	DET 25	4	35	0	35	1	MIN 40	Field Goal
11	15:00	8:21	6:39	Kickoff	DET 13	11	74	13	87	4	MIN 28	Touchdown

(237) Average DET 22

Minnesota Vikings

#	Time Recd	Time Lost	Time Poss	How Ball Obtained	Drive Began	# Play	Yds Gain	Yds Pen	Net Yds	1st Down	Last Scrm	How Given Up
1	15:00	12:14	2:46	Kickoff	MIN 25	5	23	0	23	1	MIN 48	Punt
2	7:14	4:23	2:51	Kickoff	MIN 25	5	28	-10	18	1	MIN 43	Punt
3	2:55	13:20	4:35	Punt	MIN 25	12	61	0	61	4	* DET 14	Field Goal
4	12:25	9:50	2:35	Interception	DET 18	4	-7	-15	-22	0	* DET 40	Punt
5	0:05	0:00	0:05	Kickoff		0	0	0	0	0		End of Half
6	12:50	10:35	2:15	Punt	MIN 35	3	2	0	2	0	MIN 37	Punt
7	9:35	4:02	5:33	Punt	MIN 22	9	61	17	78	6	* DET 1	Touchdown
8	2:54	13:41	4:13	Punt	MIN 41	10	31	0	31	2	DET 28	Blocked FG
9	12:33	8:09	4:24	Kickoff	MIN 31	8	64	0	64	3	* DET 5	Downs
10	4:14	0:23	3:51	Punt	MIN 21	13	74	5	79	5	* DET 1	Touchdown

(307) Average MIN 34

* inside opponent's 20

Time of Possession by Quarter

	1st	2nd	3rd	4th	OT	Total
Visitor Detroit Lions	6:28	10:40	4:18	5:26	6:39	33:31
Home Minnesota Vikings	8:32	4:20	10:42	9:34	0:00	33:08

Kickoff Drive No.-Start Average

Lions: 5 - DET 22 Vikings: 3 - MIN 27

First Quarter

11/6/2016

Play By Play

DET wins the coin toss and elects to defer. MIN elects to Receive, and DET elects to defend the east goal.

S.Martin kicks 68 yards from DET 35 to MIN -3. C.Patterson to MIN 25 for 28 yards (M.Killebrew).

Minnesota Vikings at 15:00, (1st play from scrimmage 14:55)

- 1-10-MIN 25 (14:55) (Shotgun) S.Bradford pass short right to M.Asia to MIN 34 for 9 yards (J.Bynes).
- 2-1-MIN 34 (14:27) S.Bradford pass short left to S.Diggs to MIN 43 for 9 yards (G.Quin). P1
- 1-10-MIN 43 (13:52) (Shotgun) S.Bradford pass short right to R.Ellison to MIN 47 for 4 yards (T.Wilson).
- 2-6-MIN 47 (13:08) J.McKinnon up the middle to MIN 48 for 1 yard (J.Bynes).
- 3-5-MIN 48 (12:26) (Shotgun) S.Bradford pass incomplete short left to A.Thielen (J.Bademosi).
- 4-5-MIN 48 (12:21) (Punt formation) J.Locke punts 38 yards to DET 14, Center-K.McDermott, fair catch by A.Roberts.

Detroit Lions at 12:14

- 1-10-DET 14 (12:14) (Shotgun) T.Riddick left end to DET 17 for 3 yards (H.Smith).
- 2-7-DET 17 (11:32) (Shotgun) M.Stafford pass short left to G.Tate pushed ob at DET 25 for 8 yards (X.Rhodes). P1
- 1-10-DET 25 (10:58) (Shotgun) T.Riddick left end to DET 25 for no gain (E.Griffen).
- 2-10-DET 25 (10:17) T.Riddick right end to DET 28 for 3 yards (C.Greenway).
- 3-7-DET 28 (9:32) (Shotgun) T.Riddick up the middle to MIN 30 for 42 yards (C.Munnerlyn). R2
- 1-10-MIN 30 (8:46) (Shotgun) M.Stafford pass short left to G.Tate to MIN 29 for 1 yard (S.Stephen).
- 2-9-MIN 29 (8:02) D.Washington right tackle to MIN 29 for no gain (A.Barr).
- 3-9-MIN 29 (7:22) (Shotgun) M.Stafford pass incomplete short middle to A.Boldin.
- 4-9-MIN 29 **(7:18) (Field Goal formation) M.Prater 47 yard field goal is GOOD, Center-D.Muhlbach, Holder-S.Martin.**

DET 3 MIN 0, 9 plays, 57 yards, 5:00 drive, 7:46 elapsed

S.Martin kicks 65 yards from DET 35 to end zone, Touchback.

Minnesota Vikings at 7:14

- 1-10-MIN 25 (7:14) (Shotgun) S.Bradford pass short middle to S.Bradford pushed ob at MIN 30 for 5 yards (T.Whitehead).
- 2-5-MIN 30 (6:48) R.Hillman left end pushed ob at MIN 44 for 14 yards (G.Quin). R2
- 1-10-MIN 44 (6:18) (Shotgun) S.Bradford pass short left to S.Diggs to 50 for 6 yards (N.Lawson).
- 2-4-50 (5:43) (Shotgun) J.McKinnon left guard to DET 47 for 3 yards (A.Robinson).
- 3-1-DET 47 (5:04) (Shotgun) S.Bradford pass short right to J.McKinnon to DET 44 for 3 yards (G.Quin; D.Taylor).
PENALTY on MIN-C.Patterson, Offensive Pass Interference, 10 yards, enforced at DET 47 - No Play.
- 3-11-MIN 43 (4:36) (Shotgun) S.Bradford pass incomplete short right to C.Johnson.
- 4-11-MIN 43 (4:31) (Punt formation) J.Locke punts 44 yards to DET 13, Center-K.McDermott, fair catch by A.Roberts.

Detroit Lions at 4:23

- 1-10-DET 13 (4:23) (Shotgun) M.Stafford pass incomplete short left to M.Jones.
- 2-10-DET 13 (4:20) C.Lucas reported in as eligible. D.Washington up the middle to DET 15 for 2 yards (E.Griffen; H.Smith).
- 3-8-DET 15 (3:41) (Shotgun) M.Stafford pass short right to G.Tate to DET 22 for 7 yards (E.Griffen).
- 4-1-DET 22 (3:04) (Punt formation) S.Martin punts 55 yards to MIN 23, Center-D.Muhlbach. M.Sherels to MIN 25 for 2 yards (D.Carey).

Minnesota Vikings at 2:55

- 1-10-MIN 25 (2:55) S.Bradford pass incomplete short right to K.Rudolph [D.Taylor].
- 2-10-MIN 25 (2:49) (Shotgun) S.Bradford pass incomplete short left to S.Diggs.
- 3-10-MIN 25 (2:46) (Shotgun) S.Bradford pass short middle to L.Treadwell to MIN 40 for 15 yards (R.Bush). P3
- 1-10-MIN 40 (2:18) (No Huddle, Shotgun) S.Bradford pass short left to C.Patterson pushed ob at DET 47 for 13 yards (T.Wilson). P4
- 1-10-DET 47 (1:48) (Shotgun) R.Hillman right end to DET 40 for 7 yards (G.Quin).
- 2-3-DET 40 (1:25) (No Huddle, Shotgun) R.Hillman left guard to DET 36 for 4 yards (H.Ngata; K.Hyder). R5
- 1-10-DET 36 (:48) (Shotgun) S.Bradford pass short right to C.Patterson to DET 27 for 9 yards (T.Whitehead).
- 2-1-DET 27 (:23) (No Huddle, Shotgun) R.Hillman up the middle to DET 23 for 4 yards (G.Quin). R6

END OF QUARTER

	Score	Time Poss	First Downs				Efficiencies	
			R	P	X	T	3 Down	4 Down
Detroit Lions	3	6:28	1	1	0	2	1/3	0/0
Minnesota Vikings	0	8:32	3	3	0	6	1/3	0/0

Second Quarter

11/6/2016

Play By Play

Minnesota Vikings continued.

- 1-10-DET 23 (15:00) J.McKinnon up the middle to DET 26 for -3 yards (E.Ansah).
- 2-13-DET 26 (14:24) (Shotgun) S.Bradford pass short middle to S.Diggs to DET 19 for 7 yards (T.Whitehead).
- 3-6-DET 19 (14:01) (No Huddle, Shotgun) S.Bradford pass short middle to S.Diggs to DET 14 for 5 yards (J.Bynes).
- 4-1-DET 14 (13:23) **(Field Goal formation) B.Walsh 33 yard field goal is GOOD, Center-K.McDermott, Holder-J.Locke.**

DET 3 MIN 3, 12 plays, 61 yards, 4:35 drive, 1:40 elapsed

B.Walsh kicks 68 yards from MIN 35 to DET -3. A.Roberts to DET 23 for 26 yards (T.Waynes).

Detroit Lions at 13:20, (1st play from scrimmage 13:14)

- 1-10-DET 23 (13:14) M.Stafford pass short right to E.Ebron to DET 35 for 12 yards (C.Greenway). P3
- 1-10-DET 35 (12:33) M.Stafford pass short right intended for M.Burton INTERCEPTED by C.Greenway [D.Hunter] at DET 35. C.Greenway pushed ob at DET 18 for 17 yards (C.Robinson).

Minnesota Vikings at 12:25

- 1-10-DET 18 (12:25) (Shotgun) J.McKinnon up the middle to DET 14 for 4 yards (T.Wilson).
- 2-6-DET 14 (11:47) (Shotgun) *PENALTY on MIN-T.Clemmings, False Start, 5 yards, enforced at DET 14 - No Play.*
- 2-11-DET 19 (11:37) (Shotgun) S.Bradford pass short left to S.Diggs to DET 17 for 2 yards (T.Whitehead).
PENALTY on MIN-J.Sirles, Illegal Block Above the Waist, 10 yards, enforced at DET 17.
- 2-19-DET 27 (11:21) (Shotgun) R.Hillman right end to DET 31 for -4 yards (G.Quin).
- 3-23-DET 31 (10:42) (Shotgun) S.Bradford sacked at DET 40 for -9 yards (K.Hyder).
- 4-32-DET 40 (9:56) (Punt formation) J.Locke punts 24 yards to DET 16, Center-K.McDermott, fair catch by A.Roberts.

Detroit Lions at 9:50

- 1-10-DET 16 (9:50) (Shotgun) D.Washington left end to DET 24 for 8 yards (A.Barr; D.Hunter).
- 2-2-DET 24 (9:06) M.Stafford pass short left to M.Jones to DET 29 for 5 yards (X.Rhodes). P4
- 1-10-DET 29 (8:22) D.Washington right end to DET 34 for 5 yards (L.Joseph).
- 2-5-DET 34 (7:42) (Shotgun) *PENALTY on DET-L.Warford, False Start, 5 yards, enforced at DET 34 - No Play.*
- 2-10-DET 29 (7:20) (Shotgun) M.Stafford pass short left to E.Ebron to DET 38 for 9 yards (X.Rhodes).
- 3-1-DET 38 (6:36) (Shotgun) T.Riddick left guard to DET 43 for 5 yards (H.Smith). R5
- 1-10-DET 43 (5:56) T.Riddick up the middle to DET 43 for no gain (C.Greenway).
- 2-10-DET 43 (5:16) (Shotgun) M.Stafford pass incomplete short left to E.Ebron.
- 3-10-DET 43 (5:11) (Shotgun) M.Stafford pass short left to A.Boldin to MIN 48 for 9 yards (M.Alexander).
PENALTY on MIN-X.Rhodes, Illegal Use of Hands, 5 yards, enforced at DET 43 - No Play. X6
- 1-10-DET 48 (4:47) D.Washington right end to MIN 49 for 3 yards (H.Smith).
- 2-7-MIN 49 (4:06) (Shotgun) M.Stafford pass short middle to G.Tate to MIN 45 for 4 yards (H.Smith).
- 3-3-MIN 45 (3:20) (Shotgun) M.Stafford pass short middle to A.Boldin to MIN 36 for 9 yards (E.Lamur; A.Sendejo). P7
- 1-10-MIN 36 (2:39) D.Washington up the middle to MIN 33 for 3 yards (L.Joseph).

Two-Minute Warning

- 2-7-MIN 33 (2:00) (Shotgun) M.Stafford pass short middle to G.Tate pushed ob at MIN 27 for 6 yards (A.Sendejo).
PENALTY on DET-D.Washington, Offensive Holding, 10 yards, enforced at MIN 31.
- 2-15-MIN 41 (1:55) (Shotgun) M.Stafford pass short middle to E.Ebron to MIN 27 for 14 yards (M.Alexander).
- 3-1-MIN 27 (1:10) C.Lucas reported in as eligible. D.Washington up the middle to MIN 25 for 2 yards (B.Robison; C.Greenway). R8
- 1-10-MIN 25 (:27) (Shotgun) M.Stafford pass deep right to E.Ebron to MIN 5 for 20 yards (A.Harris). P9
Timeout #1 by DET at 00:19.
- 1-5-MIN 5 (:19) (Shotgun) M.Stafford pass short left to G.Tate to MIN 2 for 3 yards (S.Stephen; A.Barr).
Timeout #2 by DET at 00:13.
- 2-2-MIN 2 (:13) (Shotgun) M.Stafford pass incomplete short left to A.Boldin.
PENALTY on MIN-M.Alexander, Defensive Holding, 1 yard, enforced at MIN 2 - No Play. X10
- 1-1-MIN 1 (:08) **(Shotgun) M.Stafford pass short left to A.Boldin for 1 yard, TOUCHDOWN.** P11
(Kick formation) M.Prater extra point is GOOD, Center-D.Muhlbach, Holder-S.Martin.

DET 10 MIN 3, 17 plays, 84 yards, 2 penalties, 9:45 drive, 14:55 elapsed

S.Martin kicks 63 yards from DET 35 to MIN 2. C.Patterson to MIN 29 for 27 yards (M.Burton).

Detroit Lions vs Minnesota Vikings at US Bank Stadium

END OF QUARTER

	Score	Time Poss	First Downs				Efficiencies	
			R	P	X	T	3 Down	4 Down
Detroit Lions	10	10:40	2	5	2	9	3/3	0/0
Minnesota Vikings	3	4:20	0	0	0	0	0/2	0/0

Third Quarter

11/6/2016

Play By Play

DET elects to Receive, and MIN elects to defend the goal.

B.Walsh kicks 57 yards from MIN 35 to DET 8. A.Roberts to DET 22 for 14 yards (E.Robinson).

Detroit Lions at 15:00, (1st play from scrimmage 14:56)

- 1-10-DET 22 (14:56) (Shotgun) D.Washington left tackle to DET 22 for no gain (C.Greenway).
- 2-10-DET 22 (14:18) (Shotgun) D.Washington left end to DET 26 for 4 yards (A.Sendejo; L.Joseph).
- 3-6-DET 26 (13:37) (Shotgun) M.Stafford pass short right to G.Tate to DET 24 for -2 yards (T.Newman).
- 4-8-DET 24 (12:56) (Punt formation) S.Martin punts 49 yards to MIN 27, Center-D.Muhlbach. S.Diggs pushed ob at MIN 35 for 8 yards (B.Copeland).

Minnesota Vikings at 12:50

- 1-10-MIN 35 (12:50) S.Bradford pass short right to S.Diggs to MIN 37 for 2 yards (N.Lawson).
- 2-8-MIN 37 (12:11) (Shotgun) S.Bradford pass short middle to M.Asiata to MIN 42 for 5 yards (A.Williams; T.Whitehead).
- 3-3-MIN 42 (11:26) (Shotgun) S.Bradford sacked at MIN 37 for -5 yards (K.Hyder).
- 4-8-MIN 37 (10:42) (Punt formation) J.Locke punts 40 yards to DET 23, Center-K.McDermott, fair catch by A.Roberts.

Detroit Lions at 10:35

- 1-10-DET 23 (10:35) (Shotgun) M.Stafford pass incomplete deep right to M.Jones (T.Waynes).
- 2-10-DET 23 (10:29) T.Riddick up the middle to DET 27 for 4 yards (E.Griffen).
- 3-6-DET 27 (9:46) (Shotgun) M.Stafford pass incomplete short middle to A.Boldin (T.Newman).
- 4-6-DET 27 (9:41) (Punt formation) S.Martin punts 51 yards to MIN 22, Center-D.Muhlbach, out of bounds.

Minnesota Vikings at 9:35

- 1-10-MIN 22 (9:35) S.Bradford pass short left to C.Johnson to MIN 31 for 9 yards (R.Bush).
- 2-1-MIN 31 (8:57) R.Hillman up the middle to MIN 33 for 2 yards (G.Quin; K.Thornton). R7
- 1-10-MIN 33 (8:23) S.Bradford pass incomplete deep left to C.Johnson. X8
PENALTY on DET-J.Bademosi, Defensive Pass Interference, 22 yards, enforced at MIN 33 - No Play.
- 1-10-DET 45 (8:19) (Shotgun) S.Diggs left end to DET 33 for 12 yards (T.Whitehead). R9
- 1-10-DET 33 (7:40) (Shotgun) S.Bradford pass short left to A.Thielen to DET 17 for 16 yards (G.Quin). P10
Timeout #1 by DET at 06:57.
- 1-10-DET 17 (6:57) M.Asiata right tackle to DET 9 for 8 yards (H.Ngata; B.Copeland).
- 2-2-DET 9 (6:16) M.Asiata right guard to DET 5 for 4 yards (A.Zettel). R11
- 1-5-DET 5 (6:16) (Shotgun) *PENALTY on MIN-M.Asiata, False Start, 5 yards, enforced at DET 5 - No Play.*
- 1-10-DET 10 (5:12) (Shotgun) M.Asiata right tackle to DET 4 for 6 yards (J.Bademosi).
- 2-4-DET 4 (4:46) M.Asiata left guard to DET 1 for 3 yards (E.Ansah).
- 3-1-DET 1 (4:46) (Shotgun) *N.Easton reported in as eligible. PENALTY on DET, Defensive 12 On-field, 0 yards, enforced at DET 1 - No Play.*
- 3-1-DET 1 (4:02) **S.Bradford pass short right to K.Rudolph for 1 yard, TOUCHDOWN.** P12
(Kick formation) B.Walsh extra point is No Good, Hit Right Upright, Center-K.McDermott, Holder-J.Locke.

DET 10 MIN 9, 9 plays, 78 yards, 2 penalties, 5:33 drive, 10:58 elapsed

B.Walsh kicks 65 yards from MIN 35 to end zone, Touchback.

Detroit Lions at 4:02

- 1-10-DET 25 (4:02) (Shotgun) D.Washington left end to DET 24 for -1 yards (A.Barr; X.Rhodes).
- 2-11-DET 24 (3:20) (Shotgun) M.Stafford pass incomplete short left to D.Washington.
- 3-11-DET 24 (3:17) (Shotgun) M.Stafford pass incomplete deep middle to M.Jones (T.Waynes).
- 4-11-DET 24 (3:11) (Punt formation) S.Martin punts 54 yards to MIN 22, Center-D.Muhlbach. S.Diggs to MIN 41 for 19 yards (M.Killebrew).

Minnesota Vikings at 2:54

- 1-10-MIN 41 (2:54) M.Asiata up the middle to MIN 42 for 1 yard (Q.Diggs).
- 2-9-MIN 42 (2:17) (Shotgun) S.Bradford pass short left to C.Patterson to MIN 47 for 5 yards (E.Ansah).
- 3-4-MIN 47 (1:36) (Shotgun) S.Bradford pass short left to C.Patterson to DET 45 for 8 yards (E.Ansah). P13
- 1-10-DET 45 (:56) S.Bradford pass incomplete deep left to C.Patterson.
- 2-10-DET 45 (:50) (Shotgun) J.McKinnon up the middle to DET 43 for 2 yards (T.Whitehead).
- 3-8-DET 43 (:08) (Shotgun) S.Bradford pass short middle to S.Diggs to DET 31 for 12 yards (N.Lawson). P14

END OF QUARTER

	Score	Time Poss	First Downs				Efficiencies	
			R	P	X	T	3 Down	4 Down
Detroit Lions	10	4:18	0	0	0	0	0/3	0/0
Minnesota Vikings	9	10:42	3	4	1	8	3/4	0/0

Fourth Quarter

11/6/2016

Play By Play

Minnesota Vikings continued.

- 1-10-DET 31 (15:00) J.McKinnon up the middle to DET 31 for no gain (T.Whitehead).
- 2-10-DET 31 (14:33) (No Huddle) S.Bradford pass incomplete deep left to C.Johnson [T.Walker].
- 3-10-DET 31 (14:28) (Shotgun) S.Bradford pass short right to C.Patterson to DET 28 for 3 yards (T.Whitehead; Q.Diggs).
- 4-7-DET 28 (13:50) (Field Goal formation) B.Walsh 46 yard field goal is **BLOCKED** (T.Walker), Center-K.McDermott, Holder-J.Locke, **RECOVERED** by DET-G.Quin at DET 26. G.Quin to MIN 42 for 32 yards (J.Berger).

Detroit Lions at 13:41

- 1-10-MIN 42 (13:41) (Shotgun) M.Stafford pass incomplete short right to T.Riddick [D.Hunter].
- 2-10-MIN 42 (13:36) T.Riddick right end to MIN 39 for 3 yards (X.Rhodes).
- 3-7-MIN 39 (12:52) (Shotgun) M.Stafford pass deep right intended for G.Tate **INTERCEPTED** by A.Sendejo at MIN 5. A.Sendejo ran ob at MIN 17 for 12 yards.
PENALTY on MIN-E.Griffen, Defensive Offside, 5 yards, enforced at MIN 39 - No Play.
- 3-2-MIN 34 (12:43) (Shotgun) M.Stafford pass incomplete short right to G.Tate.
- 4-2-MIN 34 **(12:38) (Field Goal formation) M.Prater 53 yard field goal is GOOD, Center-D.Muhlbach, Holder-S.Martin.**

DET 13 MIN 9, 4 plays, 8 yards, 1 penalty, 1:08 drive, 2:27 elapsed

M.Prater kicks 66 yards from DET 35 to MIN -1. C.Patterson to MIN 31 for 32 yards (Q.Diggs).

Minnesota Vikings at 12:33, (1st play from scrimmage 12:28)

- 1-10-MIN 31 (12:28) (Shotgun) S.Bradford pass short middle to S.Diggs to MIN 41 for 10 yards (T.Whitehead). P15
- 1-10-MIN 41 (11:52) (Shotgun) S.Bradford pass short middle to S.Diggs to MIN 47 for 6 yards (T.Wilson).
- 2-4-MIN 47 (11:09) (Shotgun) S.Bradford pass short left to C.Patterson to DET 46 for 7 yards (J.Bynes). P16
- 1-10-DET 46 (10:30) S.Bradford pass short right to R.Hillman pushed ob at DET 14 for 32 yards (J.Bademosi). P17
- 1-10-DET 14 (9:59) N.Easton reported in as eligible. R.Hillman right end to DET 11 for 3 yards (G.Quin).
- 2-7-DET 11 (9:20) (Shotgun) S.Bradford pass short middle to S.Diggs to DET 6 for 5 yards (T.Wilson).
- 3-2-DET 6 (8:56) (No Huddle, Shotgun) J.McKinnon up the middle to DET 5 for 1 yard (J.Bynes; T.Whitehead).
Minnesota challenged the short of the line to gain ruling, and the play was Upheld. The ruling on the field stands. (Timeout #1.)
- 4-1-DET 5 (8:14) M.Asiata up the middle to DET 5 for no gain (J.Bynes).

Detroit Lions at 8:09

- 1-10-DET 5 (8:09) C.Lucas reported in as eligible. T.Riddick right guard to DET 9 for 4 yards (H.Smith; E.Griffen).
- 2-6-DET 9 (7:27) (Shotgun) M.Stafford pass short right to T.Riddick to DET 15 for 6 yards (T.Waynes). P12
- 1-10-DET 15 (6:40) (Shotgun) M.Stafford pass short left to E.Ebron to DET 27 for 12 yards (H.Smith). P13
- 1-10-DET 27 (6:01) (Shotgun) T.Riddick left tackle to DET 27 for no gain (A.Barr).
- 2-10-DET 27 (5:19) G.Tate left end to DET 28 for 1 yard (S.Stephen).
- 3-9-DET 28 (4:31) (Shotgun) M.Stafford pass incomplete deep right to M.Jones.
- 4-9-DET 28 (4:26) (Punt formation) S.Martin punts 53 yards to MIN 19, Center-D.Muhlbach. S.Diggs to MIN 21 for 2 yards (J.Bademosi).

Minnesota Vikings at 4:14

- 1-10-MIN 21 (4:14) M.Asiata up the middle to MIN 24 for 3 yards (E.Ansah).
- 2-7-MIN 24 (3:38) (Shotgun) S.Bradford pass incomplete short right to A.Thielen.
- 3-7-MIN 24 (3:35) (Shotgun) S.Bradford pass deep right to A.Thielen to DET 47 for 29 yards (R.Bush). P18
- 1-10-DET 47 (3:00) (No Huddle, Shotgun) S.Bradford pass deep right to A.Thielen to DET 30 for 17 yards (T.Wilson) [A.Williams]. P19
- 1-10-DET 30 (2:23) M.Asiata up the middle to DET 29 for 1 yard (G.Quin).

Two-Minute Warning

- 2-9-DET 29 (2:00) (Shotgun) S.Bradford pass short right to S.Diggs to DET 22 for 7 yards (N.Lawson). DET-N.Lawson was injured during the play.
Timeout #2 by DET at 01:48.
- 3-2-DET 22 (1:48) (Shotgun) *PENALTY on DET-A.Robinson, Neutral Zone Infraction, 5 yards, enforced at DET 22 - No Play.* X20
- 1-10-DET 17 (1:48) (Shotgun) S.Bradford pass incomplete deep right to C.Patterson.
- 2-10-DET 17 (1:43) (Shotgun) S.Bradford pass short left to A.Thielen to DET 11 for 6 yards (T.Wilson).
- 3-4-DET 11 (1:21) (Shotgun) S.Bradford pass incomplete short left to K.Rudolph (A.Robinson).
- 4-4-DET 11 (1:17) (Shotgun) S.Bradford pass short middle to S.Diggs to DET 3 for 8 yards (T.Whitehead). P21
Timeout #3 by DET at 01:13.
- 1-3-DET 3 (1:13) (Shotgun) S.Bradford pass short left to S.Diggs to DET 2 for 1 yard (J.Bademosi).
- 2-2-DET 2 (:46) (No Huddle) M.Asiata up the middle to DET 1 for 1 yard (T.Wilson).
Timeout #2 by MIN at 00:27.

Detroit Lions vs Minnesota Vikings at US Bank Stadium

3-1-DET 1 (:27) **L.Joseph and N.Easton reported in as eligible. R.Ellison right tackle for 1 yard, TOUCHDOWN.**
 (Kick formation) B.Walsh extra point is GOOD, Center-K.McDermott, Holder-J.Locke.
PENALTY on DET-J.Bademosi, Roughing the Kicker, 15 yards, enforced between downs.

R22

DET 13 MIN 16, 13 plays, 79 yards, 1 penalty, 3:51 drive, 14:37 elapsed

B.Walsh kicks 50 yards from 50 to end zone, Touchback.

Detroit Lions at 0:23

1-10-DET 25 (:23) (Shotgun) M.Stafford pass short left to G.Tate ran ob at DET 33 for 8 yards [E.Griffen].
 2-2-DET 33 (:17) (Shotgun) M.Stafford pass deep middle to A.Roberts to MIN 40 for 27 yards (E.Lamur).
 1-10-MIN 40 (:02) M.Stafford spiked the ball to stop the clock.
 2-10-MIN 40 (:02) **(Field Goal formation) M.Prater 58 yard field goal is GOOD, Center-D.Muhlbach, Holder-S.Martin.**

P14

DET 16 MIN 16, 4 plays, 35 yards, 0:23 drive, 15:00 elapsed

END OF QUARTER

	Score	Time Poss	First Downs				Efficiencies	
			R	P	X	T	3 Down	4 Down
Detroit Lions	16	5:26	0	3	0	3	0/2	0/0
Minnesota Vikings	16	9:34	1	6	1	8	2/5	1/2

Overtime

11/6/2016

Play By Play

DET wins toss, elects to Receive, and MIN elects to defend the West goal.

B.Walsh kicks 62 yards from MIN 35 to DET 3. A.Roberts to DET 13 for 10 yards (J.Kearse; E.Lamur).

Detroit Lions at 15:00, (1st play from scrimmage 14:56)

- 1-10-DET 13 (14:56) (Shotgun) M.Stafford pass short left to G.Tate to DET 21 for 8 yards (X.Rhodes).
- 2-2-DET 21 (14:16) T.Riddick left end to DET 20 for -1 yards (E.Griffen).
- 3-3-DET 20 (13:43) (Shotgun) M.Stafford pass short left to E.Ebron to DET 43 for 23 yards (T.Newman) P15
- 1-10-DET 43 (13:04) M.Stafford pass incomplete short left to T.Riddick.
- 2-10-DET 43 (13:00) (Shotgun) M.Stafford pass short left to E.Ebron to DET 45 for 2 yards (A.Barr; X.Rhodes).
- 3-8-DET 45 (12:18) (Shotgun) M.Stafford pass short right to G.Tate to MIN 43 for 12 yards (T.Waynes) P16
- 1-10-MIN 43 (11:39) T.Riddick left end to MIN 38 for 5 yards (S.Stephen; C.Greenway).
- 2-5-MIN 38 (10:54) (Shotgun) M.Stafford sacked at MIN 43 for -5 yards (E.Griffen).
- 3-10-MIN 43 (10:08) (Shotgun) M.Stafford pass incomplete short left to M.Jones.
- PENALTY on MIN-X.Rhodes, Defensive Pass Interference, 13 yards, enforced at MIN 43 - No Play.* X17
- 1-10-MIN 30 (10:04) C.Lucas reported in as eligible. T.Riddick left guard to MIN 26 for 4 yards (S.Stephen; A.Cole).
- 2-6-MIN 26 (9:18) (Shotgun) T.Riddick left end to MIN 28 for -2 yards (A.Barr; S.Stephen).
- 3-8-MIN 28 (8:34) (Shotgun) M.Stafford pass short left to G.Tate for 28 yards, **TOUCHDOWN.** P18
The Replay Official reviewed the runner was in bounds ruling, and the play was Upheld. The ruling on the field was confirmed.

DET 22 MIN 16, 11 plays, 87 yards, 1 penalty, 6:39 drive, 6:39 elapsed

END OF QUARTER

	Score	Time Poss	First Downs				Efficiencies	
			R	P	X	T	3 Down	4 Down
Detroit Lions	22	6:39	0	3	1	4	3/3	0/0
Minnesota Vikings	16	0:00	0	0	0	0	0/0	0/0

Miscellaneous Statistics Report

Detroit Lions vs Minnesota Vikings
11/6/2016 at US Bank Stadium

Ten Longest Plays for Detroit Lions

Yards	Qtr	Play Start	Play Description
42	1	3-7-DET 28	(9:32) (Shotgun) T.Riddick up the middle to MIN 30 for 42 yards (C.Munnerlyn).
28	5	3-8-MIN 28	(8:34) (Shotgun) M.Stafford pass short left to G.Tate for 28 yards, TOUCHDOWN. The Replay Official reviewed the runner was in bounds ruling, and the play was Upheld. The ruling on the field was confirmed.
27	4	2-2-DET 33	(:17) (Shotgun) M.Stafford pass deep middle to A.Roberts to MIN 40 for 27 yards (E.Lamur).
23	5	3-3-DET 20	(13:43) (Shotgun) M.Stafford pass short left to E.Ebron to DET 43 for 23 yards (T.Newman).
20	2	1-10-MIN 25	(:27) (Shotgun) M.Stafford pass deep right to E.Ebron to MIN 5 for 20 yards (A.Harris).
14	2	2-15-MIN 41	(1:55) (Shotgun) M.Stafford pass short middle to E.Ebron to MIN 27 for 14 yards (M.Alexander).
12	2	1-10-DET 23	(13:14) M.Stafford pass short right to E.Ebron to DET 35 for 12 yards (C.Greenway).
12	4	1-10-DET 15	(6:40) (Shotgun) M.Stafford pass short left to E.Ebron to DET 27 for 12 yards (H.Smith).
12	5	3-8-DET 45	(12:18) (Shotgun) M.Stafford pass short right to G.Tate to MIN 43 for 12 yards (T.Waynes).
9	2	2-10-DET 29	(7:20) (Shotgun) M.Stafford pass short left to E.Ebron to DET 38 for 9 yards (X.Rhodes).

Ten Longest Plays for Minnesota Vikings

Yards	Qtr	Play Start	Play Description
32	4	1-10-DET 46	(10:30) S.Bradford pass short right to R.Hillman pushed ob at DET 14 for 32 yards (J.Bademosi).
29	4	3-7-MIN 24	(3:35) (Shotgun) S.Bradford pass deep right to A.Thielen to DET 47 for 29 yards (R.Bush).
17	4	1-10-DET 47	(3:00) (No Huddle, Shotgun) S.Bradford pass deep right to A.Thielen to DET 30 for 17 yards (T.Wilson) [A.Williams].
16	3	1-10-DET 33	(7:40) (Shotgun) S.Bradford pass short left to A.Thielen to DET 17 for 16 yards (G.Quin).
15	1	3-10-MIN 25	(2:46) (Shotgun) S.Bradford pass short middle to L.Treadwell to MIN 40 for 15 yards (R.Bush).
14	1	2-5-MIN 30	(6:48) R.Hillman left end pushed ob at MIN 44 for 14 yards (G.Quin).
13	1	1-10-MIN 40	(2:18) (No Huddle, Shotgun) S.Bradford pass short left to C.Patterson pushed ob at DET 47 for 13 yards (T.Wilson).
12	3	1-10-DET 45	(8:19) (Shotgun) S.Diggs left end to DET 33 for 12 yards (T.Whitehead).
12	3	3-8-DET 43	(:08) (Shotgun) S.Bradford pass short middle to S.Diggs to DET 31 for 12 yards (N.Lawson).
10	4	1-10-MIN 31	(12:28) (Shotgun) S.Bradford pass short middle to S.Diggs to MIN 41 for 10 yards (T.Whitehead).

Touchdown Scoring Information

		Offense	Defense	Special Teams
VISITOR	Detroit Lions	2	0	0
HOME	Minnesota Vikings	2	0	0

Player Scoring Information

Club	Player	TD	Rush TD	Rec TD	KO TD	Punt TD	Int TD	Fum TD	Misc TD	FG	XP	2Pt Rush	2Pt Rec	Sfty	Points
DET	M.Prater	0	0	0	0	0	0	0	0	3	1	0	0	0	10
DET	G.Tate	0	0	1	0	0	0	0	0	0	0	0	0	0	6
DET	A.Boldin	0	0	1	0	0	0	0	0	0	0	0	0	0	6
MIN	R.Ellison	0	1	0	0	0	0	0	0	0	0	0	0	0	6
MIN	K.Rudolph	0	0	1	0	0	0	0	0	0	0	0	0	0	6
MIN	B.Walsh	0	0	0	0	0	0	0	0	1	1	0	0	0	4

Possession Detail

	First Half		Second Half		Game	
	Visitor	Home	Visitor	Home	Visitor	Home
Largest Lead	7	0	6	3	7	3
Drives Leading	1	0	5	0	6	0
Time of Possession Leading	1:28	0:00	9:21	0:00	10:49	0:00
Largest Deficit	0	-7	-3	-6	-3	-7
Drives Trailing	0	3	1	5	1	8
Time of Possession Trailing	0:00	7:31	0:23	20:16	0:23	27:47
Times Score Tied Up		1		1		2
Lead Changes		2		2		4

