



MIAMI DOLPHINS WEEKLY RELEASE

WEEK 10

MIAMI DOLPHINS (4-4) AT SAN DIEGO CHARGERS (4-5)

SUNDAY, NOV. 13, 2016 | 4:05 PM ET | QUALCOMM STADIUM | SAN DIEGO, CALIF.





2016 MIAMI DOLPHINS SCHEDULE

JAN. 29, 2017

Pro Bowl
Orlando, Fla.

FEB. 5, 2017

Super Bowl LI
Houston, Texas

FEB. 11, 2017

DCCVII
Hard Rock Stadium

APRIL 21, 2017

DCC Celebrity Golf
Tournament

APRIL 27-29, 2017

NFL Draft
Philadelphia, Pa.

PRESEASON

| DATE | OPPONENT | STADIUM | TIME/ RESULT | NETWORK | RADIO | PRESENTING SPONSOR | GIVEAWAY |
|-----------------|--------------------|-----------------------|-----------------|-----------|-----------------------|-----------------------|----------|
| Fri., Aug. 12 | at New York Giants | MetLife Stadium | W, 27-10 | WFOR CBS4 | 560 WQAM KISS 99.9 | | |
| Fri., Aug. 19 | at Dallas Cowboys | AT&T Stadium | L, 14-41 | WFOR CBS4 | 560 WQAM KISS 99.9 | | |
| Thurs., Aug. 25 | Atlanta Falcons | Camping World Stadium | W, 17-6 | NBC | 560 WQAM KISS 99.9 | | |
| Thurs., Sept. 1 | Tennessee Titans | Hard Rock Stadium | L, 10-21 | WFOR CBS4 | 560 WQAM KISS 99.9 | | |

REGULAR SEASON

| DATE | OPPONENT | STADIUM | TIME/ RESULT | NETWORK | RADIO | PRESENTING SPONSOR | GIVEAWAY |
|------------------|-------------------------|-------------------------------|-----------------|-------------|-----------------------|------------------------|--|
| Sun., Sept. 11 | at Seattle Seahawks | CenturyLink Field | L, 10-12 | CBS | 560 WQAM KISS 99.9 | | |
| Sun., Sept. 18 | at New England Patriots | Gillette Stadium | L, 24-31 | CBS | 560 WQAM KISS 99.9 | | |
| Sun., Sept. 25 | Cleveland Browns | Hard Rock Stadium | W, 30-24 (OT) | CBS | 560 WQAM KISS 99.9 | Publix | Jersey Flag Twirler |
| Thurs., Sept. 29 | at Cincinnati Bengals | Paul Brown Stadium | L, 7-22 | NFL Network | 560 WQAM KISS 99.9 | | |
| Sun., Oct. 9 | Tennessee Titans | Hard Rock Stadium | L, 17-30 | CBS | 560 WQAM KISS 99.9 | | "I AM A CANCER FIGHTER" Card Giveaway |
| Sun., Oct. 16 | Pittsburgh Steelers | Hard Rock Stadium | W, 30-15 | CBS | 560 WQAM KISS 99.9 | | |
| Sun., Oct. 23 | Buffalo Bills | Hard Rock Stadium | W, 28-25 | CBS | 560 WQAM KISS 99.9 | AARP Foundation | Roller Banner |
| BYE WEEK | | | | | | | |
| Sun., Nov. 6 | New York Jets | Hard Rock Stadium | W, 27-23 | CBS | 560 WQAM KISS 99.9 | | |
| Sun., Nov. 13 | at San Diego Chargers | Qualcomm Stadium | 4:05 p.m.* | CBS | 560 WQAM KISS 99.9 | | |
| Sun., Nov. 20 | at Los Angeles Rams | Los Angeles Memorial Coliseum | 4:05 p.m.* | FOX | 560 WQAM KISS 99.9 | | |
| Sun., Nov. 27 | San Francisco 49ers | Hard Rock Stadium | 1 p.m.* | FOX | 560 WQAM KISS 99.9 | | |
| Sun., Dec. 4 | at Baltimore Ravens | M&T Bank Stadium | 1 p.m.* | CBS | 560 WQAM KISS 99.9 | | |
| Sun., Dec. 11 | Arizona Cardinals | Hard Rock Stadium | 1 p.m.* | FOX | 560 WQAM KISS 99.9 | | |
| Sat., Dec. 17 | at New York Jets | MetLife Stadium | 8:25 p.m. | NFL Network | 560 WQAM KISS 99.9 | | |
| Sat., Dec. 24 | at Buffalo Bills | New Era Field | 1 p.m. | CBS | 560 WQAM KISS 99.9 | | |
| Sun., Jan. 1 | New England Patriots | Hard Rock Stadium | 1 p.m.* | CBS | 560 WQAM KISS 99.9 | Hard Rock Hotel | |

* Game subject to flexible scheduling in Weeks 5-15 and Week 17
All times Eastern

All Dolphins games can be heard on 560 WQAM and Kiss 99.9, the flagship stations of the Miami Dolphins Radio Network, Dolphins.com and throughout South and Central Florida on stations that make up The Miami Dolphins Radio Network. In addition to the game broadcasts, the stations will feature expanded pre-, halftime and postgame shows. Dolphins fans who tune into Miami's Sportsradio 560 WQAM will have the opportunity to listen to live broadcasts of Head Coach Adam Gase's day-after game press conferences and "Dolphins Friday," a day of Dolphins' centric-content on the station featuring interviews with players, coaches, and team executives.

2016 AFC EAST STANDINGS

| TEAM | W | L | PCT | PF | PA |
|----------|---|---|------|-----|-----|
| Patriots | 7 | 1 | .875 | 217 | 132 |
| Dolphins | 4 | 4 | .500 | 173 | 182 |
| Bills | 4 | 5 | .444 | 237 | 203 |
| Jets | 3 | 6 | .333 | 173 | 235 |

MIAMI DOLPHINS MEDIA WEBSITE

media.miamidolphins.com

The Miami Dolphins have recently launched a new media website, featuring everything a media member needs to cover the team. Visitors can find transcripts, press releases, weekly releases, credentials, notes, gamebooks, flip cards an archive of old media guides and gamebooks and more by visiting media.miamidolphins.com.





WEEK 10: SAN DIEGO TABLE OF CONTENTS

| | |
|----------------------------------|---------|
| MEDIA INFORMATION | 2-3 |
| DOLPHINS EN ESPAÑOL | 4 |
| TEAM NOTES | 5 |
| OFFENSE NOTES | 6-7 |
| DEFENSE NOTES | 8-9 |
| SPECIAL TEAMS NOTES | 10 |
| WHAT TO LOOK FOR... | 11 |
| THE DOLPHINS VS. THE CHARGERS | 12-14 |
| THE LAST TIME THEY MET... | 15 |
| HARD ROCK STADIUM MODERNIZATION | 16-17 |
| DOLPHINS ON THE AIR | 18 |
| RISE YOUTH PROGRAM AWARDS | 19 |
| IN THE COMMUNITY | 20 |
| DEPTH CHART | 21 |
| PROJECTED CONTRIBUTORS | 22-23 |
| TRANSACTIONS | 24-25 |
| NUMERICAL ROSTER | 26 |
| ALPHABETICAL ROSTER | 27 |
| POSITIONAL ROSTER/PRONUNCIATIONS | 28 |
| HOW THEY WERE ACQUIRED | 29 |
| 2016 GAME RECAPS | 30-37 |
| STEPHEN M. ROSS | 38 |
| MIKE TANNENBAUM | 39 |
| CHRIS GRIER | 40 |
| ADAM GASE | 41 |
| THE COACHING STAFF | 42-43 |
| PLAYER BIOS | 45-99 |
| SUPPLEMENTAL BIOS | 101-105 |
| SUPPLEMENTAL STATISTICS | 107-119 |
| THE LAST TIME... | 120-125 |
| LAST WEEK'S GAME BOOK | 126-143 |
| NFL STANDINGS | 144 |



WEEKLY MEDIA SCHEDULE: WEEK 10 AT SAN DIEGO

| 8 TUE | 9 WED | 10 THU | 11 FRI | 12 SAT | 13 SUN | 14 MON |
|-----------------------|--|---|--|-----------------------|--|--|
| No media availability | <p><u>Open Locker Room</u> 11:35 a.m. - 12:20 p.m.</p> <p><u>Coordinators</u> 11:35 a.m. (interview room)</p> <p><u>Practice*</u> 1:15 - 3 p.m.</p> <p>Head Coach Adam Gase available following practice (media work room)</p> <p><u>Conference Calls</u> 4:45 p.m. - DE Joey Bosa 5 p.m. - Chargers Head Coach Mike McCoy</p> | <p><u>Practice*</u> 11:45 a.m. - 1:05 p.m.</p> <p><u>Open Locker Room</u> Following practice</p> <p>Head Coach Adam Gase available following practice (media work room)</p> | <p><u>Practice*</u> 2:10 - 3:30 p.m.</p> <p>Head Coach Adam Gase and players available following practice (on practice field)</p> <p>(Practice and availabilities are in California and are listed in Pacific Time)</p> | No media availability | <p><u>Week 10</u> at San Diego Kickoff - 1:05 p.m. PT TV - CBS</p> | <p>2:45 p.m. - Head Coach Adam Gase Press Conference</p> <p><u>Open Locker Room</u> 2:50 - 3:35 p.m.</p> <p>(Availabilities are in California and are listed in Pacific Time)</p> |

* Practice will be open to media for approximately 30 minutes

DOLPHINS ON THE AIR

| | | |
|-----------------|--|----------|
| Television: | WFOR-TV (CBS 4 - Miami-Ft. Lauderdale) WPEC-TV (West Palm Beach) WINK-TV (Ft. Myers) | |
| Broadcasters: | Greg Gumbel - Play-By-Play Trent Green - Color Analyst Jamie Erdahl - Sideline | |
| Local Radio: | Dolphins Radio Network KISS 99.9-FM WQAM 560-AM | |
| Broadcasters: | Jimmy Cefalo - Play-By-Play Bob Griese - Color Analyst Joe Rose - Color Analyst Kim Bokamper - Sideline | |
| Spanish Radio: | Dolphins Spanish Radio WMYM-990 AM | |
| Broadcasters: | Raul Striker Jr. - Play-By-Play Eduardo Martell - Color Analyst | |
| National Radio: | Sports USA | |
| Broadcasters: | Larry Kahn - Play-By-Play Hank Bauer - Color Analyst Troy West - Sideline | |

ROAD WARRIORS

Miami's eight road games in 2016 will have the team travel a total of **25,516 miles (roundtrip)** away from home. It will be the **most miles traveled** by the Dolphins in an eight-game road schedule in team history (does not include London games in 2015 and 2007, where Miami was designated as the home team). The 25,516 road-game miles will be **the most of any NFL team located in the Eastern time zone** in 2016 and the fourth-most in the NFL, behind the Oakland Raiders, Seattle Seahawks and San Francisco 49ers.

MOST MILES (2016)

| RNK | TEAM | MILES |
|-----|-----------------------|---------------|
| 1 | Los Angeles Rams | 37,072 |
| 2 | Oakland Raiders | 31,580 |
| 3 | Seattle Seahawks | 27,724 |
| 4 | MIAMI DOLPHINS | 25,516 |
| 5 | San Francisco 49ers | 25,330 |
| 6 | Jacksonville Jaguars | 23,652 |
| 7 | San Diego Chargers | 23,354 |
| 8 | Arizona Cardinals | 21,160 |

* Regular season games only

COMMUNICATIONS DEPARTMENT



JASON JENKINS

Sr. Vice President,
Communications &
Community Affairs

O: 954-452-7174
M: 954-290-6864
JJenkins@dolphins.com



MATT TAYLOR

Director of
Football
Communications

O: 954-452-7179
M: 954-649-7505
MattTaylor@dolphins.com



THERESA MANAHAN

Corporate
Communications
Manager

O: 305-943-1451
M: 904-838-7160
TManahan@dolphins.com



BRETT BRECHEISEN

Football
Communications
Manager

O: 954-452-7190
M: 954-663-1255
BBrecheisen@dolphins.com



RENZO SHEPPARD

Football
Communications
Manager

O: 954-452-7144
M: 904-616-1538
RSheppard@dolphins.com



GAYLE BADEN

Communications
Coordinator

O: 954-452-7173
M: 954-610-8660
GBaden@dolphins.com



SYDNEY WADE

Communications
Coordinator

O: 954-452-7198
M: 305-720-5131
SWade@dolphins.com



JOSEPH BUSATTO

Communications
Staff Assistant

O: 954-452-7110
M: 305-989-2032
JBusatto@dolphins.com



MIAMI DOLPHINS MEDIA WORKROOM ACCESS & PARKING INFORMATION FOR THE 2016 SEASON

As a reminder, the workroom for accredited media covering the Miami Dolphins is located behind the Dolphins Pro Shop at the Baptist Health Training Facility at Nova Southeastern University. Access to the media workroom is granted by the Communications Staff to members of the media upon their arrival at training camp.

Parking passes are distributed by the Communications Department. The passes **need to be clearly displayed** to gain entry into the media parking areas. Media parking is available at the Nova Southeastern University Medical School garage (HPD Garage), which is next to the Dolphins Pro Shop, and located near the intersection of University Drive and S.W. 30th Street, between Griffin Road and I-595. Access to this garage is off University Drive and S.W. 30th Street. In the event the HPD Garage is full, the overflow media parking will be in the AUX Parking Lot next to the NOVA Softball fields.

PLEASE NOTE – ALL MEDIA ARE ASKED TO PARK ON THE SECOND FLOOR OF THE HPD GARAGE. PARKING ON THE FIRST FLOOR IS RESERVED FOR NOVA PATIENTS ONLY. THE GARAGE WILL BE MONITORED BY NOVA AND THOSE WHO PARK ON THE FIRST FLOOR WILL BE TICKETED.

PLEASE PREARRANGE ALL LIVE TRUCK PARKING through the Miami Dolphins Communications Department.

DIRECTIONS TO PARKING GARAGE AT NOVA SOUTHEASTERN UNIVERSITY

FROM I-95 OR FLORIDA'S TURNPIKE

Exit at I-595; proceed west to University Drive exit
Turn left (south) onto University Drive
Proceed to S.W. 30th Street (Abe Fischler Blvd.) turn left (east)
Proceed past the Miami Dolphins facility to Ray Ferrero Jr. Blvd.
Turn right and parking garage will be on your right.

UNIVERSITY DRIVE

From north of I-595
Take University Drive south past I-595 to S.W. 30th Street (Abe Fischler Blvd.) turn left (east).
Proceed past the Miami Dolphins facility to Ray Ferrero Jr. Blvd.
Turn right and parking garage will be on your right.

FROM SOUTH OF GRIFFIN ROAD

Take University Drive north past Griffin Road to S.W. 30th Street (Abe Fischler Blvd.) turn right (east)
Proceed past the Miami Dolphins facility to Ray Ferrero Jr. Blvd.
Turn right and parking garage will be on your right.





DOLPHINS EN ESPAÑOL

LOS DOLPHINS VIAJAN A LA COSTA OESTE

Los Dolphins se dirigirán hacia el oeste durante las próximas dos semanas, comenzando con un partido en San Diego el domingo 13 de noviembre a las 4:05 p.m. ET. Miami jugó en San Diego el año pasado, perdieron 30-14 en la semana 15.

Este será el cuarto año consecutivo que los Dolphins han jugado contra San Diego, y Miami ganó en casa en 2013 (20-16) y 2014 (37-0) contra los Chargers. Los Dolphins también están programados para visitar San Diego nuevamente en 2017 como parte de la rotación de la NFL.

LIBRE DE ERRORES

Los Dolphins no han cedido la pelota en su racha de tres victorias consecutivas. Es la cuarta vez en la historia del equipo que los Dolphins no han cedido la pelota en al menos tres partidos consecutivos y el primero desde 1997. Las otras rachas fueron: 21 de septiembre de 1997 - 12 de octubre de 1997; 31 de octubre de 1976 - 14 de noviembre de 1976; 17 de octubre de 1971 - 7 de noviembre de 1971 (cuatro juegos).

La última vez que los Dolphins cedieron la pelota llegó sucedió con 2:20 en el cuarto periodo contra Tennessee en la semana 5, dando a los Dolphins un total de 182:20 sin ningún error. En ese lapso, los Dolphins han obtenido 197 jugadas, ganado 1,202 yardas y el equipo ha anotado 85 puntos.

TRES JUEGOS DE 100 YARDAS

RB Jay Ajayi ha corrido más de 100 yardas en tres juegos consecutivos, corriendo 111 yardas la semana pasada contra N.Y. Jets, 214 yardas en la Semana 7 contra Buffalo y 204 yardas en la Semana 6 contra Pittsburgh.

El último corredor de los Dolphins que tuvo tres o más juegos consecutivos con más de 100 yardas fue RB Reggie Bush, quien tuvo cuatro partidos consecutivos de 100 yardas en 2011.

Las 529 yardas por tierra de Ajayi en tres partidos consecutivos es la tercera más yardas en la historia del equipo detrás de Ricky Williams, que corrió para 587 y 545 yardas en dos tramos de tres juegos en 2002.

AJAYI ENTRE LOS LÍDERES DE LA LIGA

Con un promedio de 5.98 yardas (mínimo 30 acarreo), RB Jay Ajayi está en la cabeza de la NFL por más de tres cuartos de una yarda (Buffalo RB LeSean McCoy es segundo, con un promedio de 5.14 yardas por acarreo). Si la temporada terminara hoy, su promedio sería el más alto de un corredor de la NFL desde 2012, cuando Adrian Peterson de Minnesota, y C. J. Spiller de Buffalo, promediaron más de seis yardas por acarreo. También sería el segundo más alto en la historia del equipo detrás del promedio de Mercury Morris de 6.4 en 1973. Ajayi tiene totales en esta temporada de 108 intentos para 646 yardas y seis touchdowns.

Ajayi es el número 6 en la NFL con 646 yardas. Él es el único jugador en el top 10 que ha jugado siete o menos juegos y el único con menos de 130 acarreo.

EL REGRESO DE TANNEHILL EN EL CUARTO PERIODO

QB Ryan Tannehill guio el 11er regreso del cuarto periodo de su carrera en la Semana 9 contra N.Y. Jets. Fue el segundo regreso de Tannehill en el cuarto periodo consecutivo después de uno en la Semana 7 contra Buffalo. En ese juego, selló la victoria con un pase de touchdown de 66 yardas a WR Kenny Stills para dar a los Dolphins una ventaja de 28-17 con 2:24 restantes, superando un déficit de 17-6 en el tercer cuarto.

LA PRIMERA MITAD DE NU. 17 CONTRA LOS JETS

Con los Jets tratando de detener el juego terrestre temprano la semana pasada, QB Ryan Tannehill produjo una de las mejores primeras mitades de su carrera. El quarterback terminó 11 de 13 (84.6 pct.) con 98 yardas y un touchdown en la primera mitad, registrando una calificación de quarterback de 123.7 y dando a Miami una ventaja de 14-13. Fue la sexta mejor calificación de quarterback en la primera mitad de un partido en su carrera, y su más alto desde que tuvo una perfecta puntuación de 158.3 en la primera mitad contra Houston el 25 de octubre de 2015.

ARDUA CARRERA

Los Jets ingresaron la semana pasada en Miami con la defensa Nu. 1 en la NFL, permitiendo sólo 74.0 yardas por partido. Los Dolphins demostraron que podían correr contra cualquiera, casi duplicando esto, corriendo 137 yardas. Fue la segunda yarda más permitida por los Jets esta temporada.

LA DEFENSA DE LOS DOLPHINS SON LOS MEJORES EN TERCER DOWN

La defensa de los Dolphins fue diseñada para ser un frente de ataque que prosperó en las jugadas críticas y a través de siete juegos de la temporada 2016. La defensiva de Miami lidera la NFL en porcentaje de conversión en tercer down, la celebración de la oposición a sólo una tasa de éxito del 30.8 por ciento en terceros downs, nueve puntos porcentuales mejor que el promedio de la liga que es 39.7.

La defensa de los Dolphins también ha sido eficaz en todo tipo de situaciones en tercer down. Se clasifican en la superior mitad de la liga en las tres métricas de conversión en tercer down - tercera y corto (nu. 1, 42.3 pct.), tercera y medio (un. 11, 37.0 pct.) y la tercera y de larga (número nueve, 22.2 pct.).

KIKO SE UNE A LOS DESTACADOS DE LOS DOLPHINS

LB Kiko Alonso tiene 67 "tackles" (39 en solitario) a través de los primeros ocho partidos de la temporada 2016. Es el mayor número de "tackles" que un linebacker de los Dolphins ha hecho durante la primera mitad de la temporada, ya que LB Zach Thomas tuvo 75 "tackles" (50 en solitario) durante los primeros ocho partidos de la temporada de 2006.

EL ARRANQUE DE PHILLIPS

DT Jordan Phillips se convirtió en el 11er jugador de la línea defensiva interior en la historia de los Dolphins en registrar una intercepción cuando logró un pase en el tercer periodo por el quarterback de los Jets Ryan Fitzpatrick y lo devolvió 17 yardas, estableciendo un gol de campo Dolphins para tomar una ventaja de 20-13. Fue la primera vez que un liniero defensor interior de los Dolphins interceptó un pase desde el 7 de octubre de 2012 cuando el DT Randy Starks interceptó a los Bengals QB Andy Dalton. Phillips es sólo el tercer DT en la NFL esta temporada en tener una intercepción (Minnesota DT Tom Johnson y San Diego NT Brandon Mebane).

LA DEVOLUCION DE KENYAN

RB Kenyan Drake realizó la jugada ganadora de la semana pasada contra los N.Y. Jets, una devolución de 96 yardas que dio a Miami una ventaja de 27-23 con 5:15 en el cuarto periodo.

Tomando nota del touchdown de regreso de Drake:

- La devolución de 96 yardas está empatada por el sexto más largo en la historia del equipo.
- Fue la primera devolución de Miami para un touchdown desde el 15 de noviembre de 2012 en Buffalo, cuando el RB Marcus Thigpen también tuvo una devolución de 96 yardas para un touchdown.
- Las 96 yardas marcaron la segunda devolución más larga por un novato en la historia de los Dolphins (Mercury Morris, 105 yardas, en Cincinnati, el 14 de septiembre de 1969).
- Es la quinta vez en la historia de los Dolphins que el equipo ha devuelto un kickoff y un regreso punt para un touchdown en la misma temporada (2012, 1989, 1981 y 1970).
- De acuerdo con Elias Sports Bureau, fue la última jugada ganadora de devolución para un touchdown desde 2003, cuando Dante Hall de Kansas City tuvo una devolución de 97 yardas dando a los Chiefs una ventaja de 17-10 con 5:08 en Baltimore.
- Marca la segunda vez en la historia del equipo y cuarto en la historia de la NFL (desde la fusión en 1970) que un equipo ha devuelto un kickoff y un punt para un touchdown en la misma temporada por dos novatos diferentes. Tommy Vigorito y Fulton Walker lograron la hazaña para los Dolphins en 1981. Los otros fueron Philadelphia en 2008 (DeSean Jackson y Quintin Demps) y Buffalo en 1973 (Bill Cahill y Wallace Francis).





TEAM NOTES

DOLPHINS EMBARK ON WEST COAST TRIP

The Dolphins will head out west for the next two weeks as they begin a West Coast swing with a game **at San Diego on Sunday, Nov. 13 at 4:05 p.m. ET**. Miami played in San Diego last year, dropping a 30-14 decision in Week 15.

This will be **the fourth consecutive year the Dolphins have played San Diego** as Miami posted wins at home in 2013 (20-16) and 2014 (37-0) against the Chargers. The Dolphins are **also slated to visit San Diego again in 2017** as part of the NFL's schedule rotation.

TURNOVER FREE

The Dolphins have not turned the ball over a single time in their three-game winning streak. It's just the fourth time in franchise history that the team has not had a turnover in at least three-straight games and **the first since 1997**. The other streaks were: Sept. 21, 1997 - Oct. 12, 1997; Oct. 31, 1976 - Nov. 14, 1976; Oct. 17, 1971 - Nov. 7, 1971 (four games).

Miami's last turnover came with 2:20 left in the fourth quarter against Tennessee in Week 5, giving the Dolphins **a total of 182:20 minutes without a turnover**. In that span, the Dolphins have run 197 offensive plays, gained 1,202 yards and the team has scored 85 points.

WINNING THE T.O.P.

The Dolphins **have won the time of possession** in all three games of the team's winning streak. It is the first three times the team has won that statistic under Head Coach Adam Gase. **In Miami's Week 6 matchup against Pittsburgh, the Dolphins had the football for 36:30.**

Miami continued the trend even further **in Week 7 vs. Buffalo, when the offense had the ball for 37:02**. It was the third-longest time of possession the Dolphins have had since 2012, and **the largest disparity since Oct. 19, 2014 at Chicago**. The Dolphins have now **posted two of the team's four-longest time of possession games since 2012 in their past two games.**

The Dolphins **possessed the ball for 30:22** in the Week 9 win vs. N.Y. Jets.

Miami averages 33:17 time of possession in its four wins but only 23:29 in its four losses.

THE BEGINNING OF THE GASE ERA

Adam Gase was named the **12th head coach in Miami Dolphins history** on Jan. 9, 2016. Here is a look at all 12 Dolphins head coaches in the franchise's 51-year history:

ALL-TIME MIAMI DOLPHINS HEAD COACHES

| HEAD COACH | COLLEGE | YEAR | RECORD |
|------------------|------------------------|--------------|------------|
| George Wilson | Northwestern | 1966-69 | 15-39-2 |
| Don Shula | John Carroll | 1970-95 | 257-133-2 |
| Jimmy Johnson | Arkansas | 1996-99 | 36-28 |
| Dave Wannstedt | Pittsburgh | 2000-04 | 42-31 |
| Jim Bates* | Tennessee | 2004 | 3-4 |
| Nick Saban | Kent State | 2005-06 | 15-17 |
| Cam Cameron | Indiana | 2007 | 1-15 |
| Tony Sparano | New Haven | 2008-11 | 29-32 |
| Todd Bowles* | Temple | 2011 | 2-1 |
| Joe Philbin | Washington & Jefferson | 2012-15 | 24-28 |
| Dan Campbell* | Texas A&M | 2015 | 5-7 |
| ADAM GASE | MICHIGAN STATE | 2016- | 4-4 |

* Interim Head Coach

NUMEROUS NEWCOMERS

Not only do the Dolphins have a new head coach in **Adam Gase**, but **25 players, or 48.1 percent**, of the team's current 52-man roster are new faces from the end of the 2015 season.

| TYPE OF ACQUISITION | NO. |
|-------------------------|-----------|
| Free Agent | 13 |
| Drafted | 7 |
| Unrestricted Free Agent | 2 |
| Trade | 2 |
| Waivers | 1 |
| TOTAL | 25 |

* Roster as of Nov. 8, 2016

BREAKING DOWN THE DOLPHINS ROSTER:

Here is how the Dolphins' 52-man roster breaks down:

- There are 22 offensive players, 27 defensive players and three specialists.
- Of the 52 players on Miami's roster, **20 of them (38.5 pct.) were drafted by the Dolphins.**
- Miami also has eight undrafted college free agents on the roster that began their NFL careers with the Dolphins, bringing the total to **28 of the 52 players (53.8 pct.) that began their NFL careers with the Dolphins.**
- Of Miami's 52 players, **17 of them (32.7 pct.) were not selected in the NFL draft.**
- A total of **41 of the 52 players (78.8 pct.) are 28 years old or younger.**

THE DOLPHINS ROSTER:

BY DRAFT ROUND:

| ROUND | NO. |
|------------|------------|
| 1st | 8 players |
| 2nd or 3rd | 10 players |
| 4th or 5th | 9 players |
| 6th or 7th | 8 players |
| Undrafted | 17 players |

BY EXPERIENCE:

| YEARS | NO. |
|----------|------------|
| Rookie-1 | 11 players |
| 2-3 | 16 players |
| 4-5 | 9 players |
| 6-9 | 13 players |
| 10-plus | 3 players |

BY AGE:

| AGE | NO. |
|---------|------------|
| 21-24 | 23 players |
| 25-28 | 18 players |
| 29-32 | 9 players |
| 33-plus | 2 players |

* All ages as of kickoff date (11/13/16)

UP NEXT: THE LOS ANGELES RAMS

The Dolphins play the second contest in a two-game West Coast trip **at the Los Angeles Rams on Sunday, Nov. 20 at 4:05 p.m. ET**. It marks Miami's **first trip to Los Angeles since 1988.**

The game will take place **at the Los Angeles Coliseum, the same stadium that hosted Miami's first Super Bowl win**, when the Dolphins **capped off their perfect 17-0 1972 season in Super Bowl VII** against the Washington Redskins.



OFFENSE NOTES

THREE-STRAIGHT 100-YARD PERFORMANCES

RB Jay Ajayi has rushed for 100-plus yards in three consecutive games, running for 111 yards last week vs. N.Y. Jets, 214 yards in Week 7 vs. Buffalo and 204 yards in Week 6 vs. Pittsburgh.

The last Dolphins running back who had three-or-more consecutive games with 100-plus yards was **RB Reggie Bush, who had four consecutive 100-yard games in 2011.**

Ajayi's 529 rushing yards in three-straight games is **the third-most in team history behind Ricky Williams**, who rushed for 587 and 545 yards in two three-game stretches in 2002.



THE 200-YARD MAN

RB Jay Ajayi rushed for 200 yards in back-to-back games in Week 6 and Week 7, becoming **one of only four players to accomplish that feat in NFL history.** He rushed for 214 yards in Week 7 vs. Buffalo and 204 yards in Week 6 vs. Pittsburgh, **totaling 418 yards in two contests.**

- Ajayi joined O.J. Simpson (1973 and 1976), Earl Campbell (1980) and Ricky Williams (2002) as **the only players in NFL history to rush for 200-plus yards in consecutive games.**
- Ajayi is **the only player since the merger (1970)** to rush for 200 yards in **two of his first three career starts.**
- Ajayi is **one of just 27 NFL players to ever rush for 200 yards in multiple games in a career** and one of 19 to rush for 200 yards in multiple games in the same season.
- His two 200-yard games are **the highest single-game performances in the NFL this season.**
 - The last NFL players to rush for 200-plus yards were Tampa Bay RB Doug Martin and Seattle RB Thomas Rawls, who rushed for 235 and 209 yards respectively on Nov. 22, 2015.
- Ajayi owns **two of the NFL's 10 200-yard rushing performances since 2013.**
- He is **one of just four players** to rush for 200-plus yards in Dolphins history.
- His 214 yards vs. Buffalo in Week 7 were the third-most in Dolphins history (including playoffs) and **the most since RB Ricky Williams rushed for 216 yards on Dec. 9, 2002** vs. Chicago.

TWO OF THE BEST RUSHING EFFORTS IN DOLPHINS HISTORY

RB Jay Ajayi has produced two of the top five rushing performances in the Dolphins' illustrious 51-year history this season. His rushing totals rank No. 3 and No. 5 all-time, and No. 3 and No. 4 all-time in regular season contests.

MOST RUSHING YARDS IN A SINGLE GAME - DOLPHINS HISTORY

| RK | PLAYER | DATE | OPP | ATT | YDS | AVG | TD |
|----|------------------|-----------------|-------------|-----------|------------|------------|----------|
| 1. | Ricky Williams | 12/1/02 | at Buf. | 27 | 228 | 8.4 | 2 |
| 2. | Ricky Williams | 12/9/02 | Chi. | 31 | 216 | 7.0 | 2 |
| 3. | JAY AJAYI | 10/23/16 | BUF. | 28 | 214 | 7.6 | 1 |
| 4. | Lamar Smith | 12/30/00* | Ind. | 40 | 209 | 5.2 | 2 |
| 5. | JAY AJAYI | 10/16/16 | PIT. | 25 | 204 | 8.2 | 2 |

* AFC Wild Card game

GIVE HIM THE ROCK IN THE SECOND HALF

RB Jay Ajayi ran for a **team-record 153 yards in the second half of the Week 6 victory** vs. Pittsburgh. He followed it up by rushing for **115 yards in the second half** of the come-from-behind win vs. Buffalo in Week 8, **the fifth-most in team history.** Ajayi now **owns the two largest second-half rushing totals in the league** this season.

Ajayi has rushed for 353 yards in the second half of the past three games, an average of 117.7 yards per half. With 387 second-half/overtime rushing yards this season, **Ajayi ranks No. 3 in the NFL** despite having more than 30 carries less than the leaders (Dallas' Ezekiel Elliott and San Diego's Melvin Gordon).

CONSISTENCY IS KEY

RB Jay Ajayi isn't just racking up his yards from a couple home run plays, but he is consistently moving the chains. In fact, he had **nine different carries that went for 10-plus yards** in the Week 7 win vs. Buffalo. That is **tied for the third-highest single-game total in the NFL since 1960.** He is second in the NFL with 24 rushes of 10-plus yards this season despite having just 108 carries, which is 69 less than the leader, Dallas' Ezekiel Elliott (27).

In the past three games, Ajayi has **rushed for a first down 27 times** - six vs. N.Y. Jets, 11 vs. Buffalo and 10 vs. Pittsburgh. No other NFL player has a single game with more than 10 rushing first downs this season.

Ajayi has also **converted 30.6 percent of his 108 carries this season for a first down.** If the season ended today, Ajayi would have **the highest first-down percentage by an NFL running back since 2013**, when Carolina's Mike Tolbert converted 30.7 percent of his carries for a first down.

AJAYI AMONG LEAGUE LEADERS

With a 5.98 rushing average (min. 30 carries), RB Jay Ajayi leads the NFL by more than three-fourths of a yard per carry (Buffalo RB LeSean McCoy is second, averaging 5.14 yards per carry). If the season ended today, **his average would be the highest by an NFL running back since 2012**, when Minnesota's Adrian Peterson and Buffalo's C.J. Spiller both averaged more than six yards per carry. It would also be **the second-highest in team history** behind Mercury Morris' 6.4 average in 1973. Ajayi has season totals of 108 attempts for 646 yards and six touchdowns.

Ajayi ranks No. 6 in the NFL in rushing with 646 yards. He is the **only player in the top 10 to play seven or fewer games** and the only one with less than 130 carries.

AJAYI'S FIRST 200-YARD SHOWCASE

RB Jay Ajayi first put his name on the map in Week 6 vs. Pittsburgh, when in **just his second career start, the second-year pro rushed for 204 yards** on 25 carries (8.2 avg.) in the 30-15 victory.

A couple of notes from his performance vs. Pittsburgh:

- His **average of 8.16 yards per carry in Week 6 vs. Pittsburgh is the second-highest by a Dolphins running back in a single game** (minimum 20 carries). The record is 8.44 (27 rushes for 228 yards) by RB Ricky Williams against Buffalo on Dec. 1, 2002.
- His 62-yard touchdown run to seal the win was **the longest of his career and Miami's longest running play since Oct. 25, 2015**, when RB Lamar Miller had an 85-yard touchdown run vs. the Houston Texans. It was the fourth-longest rush by an NFL player this season.



OFFENSE NOTES

'JUICE' CATCHES EVERYTHING

WR Jarvis Landry is tied for eighth in the NFL with 49 receptions through Week 9. Landry also ranks No. 12 in the NFL with 605 receiving yards.

Landry has 243 career receptions and is now just 18 receptions away from breaking the NFL record for most catches in the first three years of a career, held by Cincinnati's A.J. Green (260). N.Y. Giants WR Odell Beckham Jr. is also in his third NFL season and has 231 career receptions.

MOST RECEPTIONS - FIRST TWO YEARS OF NFL CAREER

| RNK | PLAYER | TEAM | YEARS | REC. |
|-----|-------------------|-------------|---------|------|
| 1. | JARVIS LANDRY | MIAMI | 2014-15 | 194 |
| 2. | Odell Beckham Jr. | N.Y. Giants | 2014-15 | 187 |
| 3. | Marques Colston | New Orleans | 2006-07 | 168 |
| 4. | A.J. Green | Cincinnati | 2011-12 | 162 |

RECORD-SETTING 2015 PERFORMANCE

WR Jarvis Landry set a single-season Dolphins record with 110 receptions during the 2015 campaign. In fact, coupled with his 84 receptions as a rookie in 2014, he claims two of the top-five single-season reception totals in franchise history:

MOST RECEPTIONS IN A SINGLE-SEASON IN DOLPHINS HISTORY

| RNK | PLAYER | YEAR | RECEPTIONS |
|-----|------------------|------|------------|
| 1. | JARVIS LANDRY | 2015 | 110 |
| 2. | O.J. McDuffie | 1998 | 90 |
| 3. | Mark Clayton | 1988 | 86 |
| | Brandon Marshall | 2010 | 86 |
| 5. | JARVIS LANDRY | 2014 | 84 |

MOST EFFICIENT YEAR YET FOR TANNEHILL

Through the first eight weeks of the 2016 season, QB Ryan Tannehill is averaging 7.79 yards per pass attempt, which is seventh in the NFL this season and the highest of Tannehill's career through eight games.

STILLS AVERAGES 16.8 YARDS PER RECEPTION

WR Kenny Stills is among the NFL's best at making the most of his receptions. In Week 7 vs. Buffalo, Stills caught a 66-yard touchdown in the fourth quarter to give Miami a 28-17 lead with 2:24 left, essentially sealing the game. During his four-year NFL career, Stills has averaged 16.9 yards per catch, the sixth-best mark in the NFL during that time (2013-present) (minimum 60 receptions):

HIGHEST YPC IN THE NFL (2013-PRESENT)

| RNK | PLAYER | TEAMS | REC. | YARDS | AVG. |
|-----|-------------------|-----------------|------|-------|------|
| 1. | Malcom Floyd | San Diego | 88 | 1,566 | 17.8 |
| 2. | Josh Gordon | Cleveland | 111 | 1,949 | 17.6 |
| 3. | DeSean Jackson | Phi./Wash. | 198 | 3,445 | 17.4 |
| 4. | Martavis Bryant | Pittsburgh | 76 | 1,314 | 17.3 |
| 5. | Torrey Smith | Bal./SF | 162 | 2,775 | 17.1 |
| 6. | KENNY STILLS | NO/MIAMI | 139 | 2,340 | 16.8 |
| 7. | Chris Givens | St.Louis/Bal. | 65 | 1,081 | 16.6 |
| 8. | Michael Floyd | Arizona | 183 | 2,988 | 16.3 |
| 9. | Terrance Williams | Dallas | 157 | 2,552 | 16.3 |
| 10. | Justin Hunter | Tenn./Mia./Buf. | 74 | 1,187 | 16.0 |

TANNEHILL HAS THE DEEP BALL

QB Ryan Tannehill has five games this season with a completion of at least 50 yards after he hit WR Kenny Stills for a 66-yard touchdown to seal the Week 7 victory vs. Buffalo. The five games with a 50-plus yard play are tied for the most in the NFL this season and already a career high for Tannehill, despite being only eight games into the season. It tops his previous career high of three games set in 2013.

MOST GAMES WITH A 50-PLUS YARD COMPLETION (2016)

| RNK | PLAYER | TEAM | GP | GMS W/ 50+ YD CMP |
|-----|----------------|------|----|---------------------------|
| 1. | RYAN TANNEHILL | MIA. | 8 | 5 (74T, 66T, 58, 53, 50) |
| | Joe Flacco | Bal. | 8 | 5 (95t, 70, 66t, 53, 52t) |

RYAN THE RUNNER

QB Ryan Tannehill has not only been an effective passer, but he has also showcased his mobility and running ability during his five-year NFL career. Tannehill is second in Dolphins history in career rushing yards by a quarterback, and trails the all-time leader, Bob Griese, by just 18 rushing yards.

MOST CAREER RUSHING YARDS BY A DOLPHINS QB

| RNK | PLAYER | YEARS | ATT | YDS | AVG | TD |
|-----|----------------|---------|-----|-----|-----|----|
| 1. | Bob Griese | 1967-80 | 261 | 994 | 3.8 | 7 |
| 2. | RYAN TANNEHILL | 2012-16 | 199 | 976 | 4.9 | 6 |
| 3. | Jay Fiedler | 2000-04 | 201 | 834 | 4.1 | 11 |
| 4. | David Woodley | 1980-83 | 173 | 771 | 4.5 | 9 |
| 5. | Chad Henne | 2008-11 | 66 | 196 | 3.0 | 2 |

TANNEHILL'S FOURTH-QUARTER COMEBACKS

QB Ryan Tannehill led the 11th fourth-quarter comeback of his career in Week 9 vs. N.Y. Jets. It was Tannehill's second fourth-quarter comeback in a row after he also had one in Week 7 vs. Buffalo. In that game, Tannehill sealed the victory with a 66-yard touchdown strike to WR Kenny Stills to give the Dolphins a 28-17 lead with 2:24 remaining, overcoming a 17-6 third-quarter deficit.

NO. 17'S FIRST HALF VS. THE JETS

With the Jets trying to stop the run early in last week's game, QB Ryan Tannehill produced one of the better first halves of his career. The quarterback finished 11-of-13 (84.6 pct.) for 98 yards and one touchdown in the first half, posting a quarterback rating of 123.7 and giving Miami a 14-13 lead. It was the sixth-highest quarterback rating in the first half of a game in his career, and his highest since he had a perfect 158.3 rating in the first half vs. Houston on Oct. 25, 2015.

TOUGH RUNNING

The Jets entered last week's game in Miami with the No. 1 rushing defense in the NFL, allowing just 74.0 rushing yards per game. The Dolphins proved they could run on anybody by nearly doubling that, rushing for 137 yards. It was the second-most rushing yards allowed by the Jets this season (171 vs. Arizona).

200-YARD RUSHER AND 100-YARD RECEIVER

The Dolphins accomplished something in Week 7 vs. Buffalo that no NFL team had done since 2007 when RB Jay Ajayi rushed for more than 200 yards and WR Kenny Stills had 100 receiving yards. The duo became the first NFL teammates to post a 200-yard rushing and 100-yard receiving performance in the same game since Sept. 16, 2007. Cleveland's Jamal Lewis rushed for 216 yards, while Braylon Edwards had 146 receiving yards and Kellen Winslow had 100 receiving yards.



DEFENSE NOTES

DOLPHINS DEFENSE IS NFL'S BEST ON THIRD DOWN

The Dolphins defense is designed to be an attacking-style front that thrives on critical plays and through eight games of the 2016 season, they have done just that. Miami's defense **leads the NFL on third-down conversion percentage**, holding the opposition to just a 30.8 percent success rate on third downs, **nine percentage points better than the league average of 39.8**.

The Dolphins defense has also been effective in all types of third down situations. They rank in **the top half of the league in all three third-down conversion metrics** - third-and-short (first, 42.3 pct.), third-and-medium (11th, 37.0 pct.) and third-and-long (ninth, 22.2 pct.).

KIKO AMONG AFC'S LEADING TACKLERS

Miami acquired **LB Kiko Alonso** in an offseason trade with the Philadelphia Eagles in 2016. Born to a **Colombian mother and a Cuban father**, Alonso speaks **fluent Spanish** and has already embraced Miami's Latin culture. He's also the Dolphins' starting middle linebacker.

Alonso is **eighth in the AFC and leads the team with 67 total tackles** through the first nine weeks of the regular season. **S Reshad Jones** was fifth in the AFC with 51 total tackles after Week 6, before he was placed on injured reserve with a season-ending injury.



MOST TOTAL TACKLES IN THE AFC (2016)

| RNK | PLAYER | TEAM | TOTAL | SOLO | ASST |
|-----|---------------------|--------------|-----------|-----------|-----------|
| 1. | Zach Brown | Buffalo | 89 | 59 | 30 |
| 2. | Christian Kirksey | Cleveland | 79 | 51 | 28 |
| 3. | Paul Posluszny | Jacksonville | 74 | 54 | 20 |
| 4. | Benardrick McKinney | Houston | 73 | 38 | 35 |
| 5. | Zachary Orr | Baltimore | 71 | 50 | 21 |
| 6. | Preston Brown | Buffalo | 70 | 41 | 29 |
| 7. | Avery Williamson | Tennessee | 69 | 44 | 25 |
| 8. | KIKO ALONSO | MIAMI | 67 | 39 | 28 |
| 9. | Jonathan Cyprien | Jacksonville | 65 | 50 | 15 |
| | Telvin Smith | Jacksonville | 65 | 54 | 11 |

KIKO ON PACE WITH DOLPHINS GREATS

LB Kiko Alonso has 67 tackles (39 solo) through the first eight games of the 2016 season. It is **the most tackles a Dolphins linebacker has made through the first half of the season since LB Zach Thomas** had 75 tackles (50 solo) during the first eight games of the 2006 campaign.

“ He has been kind of our bell cow. He has done a great job as far as chasing the ball all over the field. He's borderline reckless with his body. You talk about a guy that just sells out every play, he's the poster child for that for us. ”

- Head Coach Adam Gase on LB Kiko Alonso

WAKE MULTIPLE-SACK GAMES

With two strip-sacks of N.Y. Jets QB Ryan Fitzpatrick last week, **DE Cameron Wake** recorded his **15th career game with two-or-more sacks** and his first this season. His 15 games of two-or-more sacks **rank No. 2 in team history** behind DE/LB Jason Taylor (25). It's **the 18th multiple-sack performance of Wake's career** and the fourth time he has forced at least two fumbles in a game.

ONE OF THE BEST: CAMERON WAKE

Simply put, **DE Cameron Wake** is one of the best pass rushers to ever wear a Dolphins uniform. The eighth-year pro began his career in the Canadian Football League before he made Miami's 53-man roster in 2009. Since then, Wake has compiled three double-digit sack campaigns, six consecutive seasons of seven-plus sacks and is **second in team history** in all-time career sacks:



DOLPHINS ALL-TIME CAREER SACK LEADERS

| RNK | PLAYER | YEARS | SACKS |
|-----|---------------------|-----------------|-------------|
| 1. | Jason Taylor | 1997-07, 09, 11 | 131.0 |
| 2. | CAMERON WAKE | 2009-16 | 75.0 |
| 3. | Bill Stanfill | 1969-76 | 69.5 |
| 4. | Doug Betters | 1978-87 | 65.5 |
| 5. | Vern Den Herder | 1971-82 | 65.0 |

Wake is also one of the best undrafted pass rushers in NFL history. With 75.0 career sacks, he is **third in NFL history** (since sacks were recognized as an official statistic in 1982) for most career sacks by players who were undrafted:

NFL ALL-TIME CAREER SACK LEADERS (UNDRAFTED PLAYERS)

| RNK | PLAYER | YEARS | SACKS |
|-----|---------------------|----------------|-------------|
| 1. | John Randle | 1990-2003 | 137.5 |
| 2. | James Harrison | 2004-16 | 78.5 |
| 3. | CAMERON WAKE | 2009-16 | 75.0 |
| 4. | Chris Clemons | 2004-15 | 69.0 |
| 5. | Adewale Ogunleye | 2001-10 | 67.0 |
| 6. | James Hall | 2000-11 | 63.0 |
| 7. | Keith Willis | 1982-93 | 59.0 |
| 8. | Greg Brown | 1981-88 | 52.5 |
| 9. | Cullen Jenkins | 2004-16 | 47.5 |
| | Joseph Nash | 1982-96 | 47.5 |

* Supplemental Draft picks not included

At 34 years old, **Wake** is the **oldest non-specialist on the Dolphins roster**. His seven sacks in 2015 marked the sixth consecutive season that Wake has posted seven-plus sacks, joining Green Bay Packers DE Julius Peppers as the **only two NFL players with seven-plus sacks in the past six consecutive seasons**.

Wake's consistency has placed him among the NFL's elite pass rushers. Since he entered the league in 2009, there are only three players with more sacks than Wake:

NFL SACK LEADERS (2009-PRESENT)

| RNK | PLAYER | TEAMS | SACKS |
|-----|---------------------|--------------|-------------|
| 1. | DeMarcus Ware | Dal./Den. | 83.0 |
| 2. | Jared Allen | Min./Chi. | 78.5 |
| 3. | J.J. Watt | Houston | 76.0 |
| 4. | CAMERON WAKE | MIAMI | 75.0 |
| 5. | Clay Matthews | Green Bay | 70.5 |



DEFENSE NOTES

SACKS BY SUH

The Dolphins knew they were adding a defensive playmaker when they signed **DT Ndamukong Suh** during the 2015 offseason. Suh has not disappointed, as he is tied for first in sacks among all defensive tackles since he entered the league in 2010. Here is a look at how Suh's sacks stack up against other NFL defensive tackles since then:

MOST SACKS BY NFL DEFENSIVE TACKLES (2010-PRESENT)

| RNK | PLAYER | TEAMS | SACKS |
|-----|----------------------|------------------|-------------|
| 1. | NDAMUKONG SUH | DET./MIA. | 46.5 |
| | Geno Atkins | Cin. | 46.5 |
| 3. | Gerald McCoy | TB | 39.5 |
| 4. | Marcell Dareus | Buffalo | 31.5 |
| 5. | Jurrell Casey | Tennessee | 31.0 |

STUFFS BY SUH

Not only is **DT Ndamukong Suh** a great interior pass rusher, but the Nebraska product also disrupts rushing plays behind the line of scrimmage. Since he entered the NFL as a first-round pick in 2010, Suh **leads all interior defensive linemen with 45.5 stuffs**. He has 13 more stuffs, or **40.0 percent more**, than San Diego's Brandon Mebane, who checks in at No. 2. A stuff is defined as any tackle of a ball carrier behind the line of scrimmage during a rushing attempt.

MOST STUFFS BY INTERIOR DEFENSIVE LINEMEN (2010-PRESENT)

| RNK | PLAYER | TEAMS | STUFFS |
|-----|----------------------|------------------|-------------|
| 1. | NDAMUKONG SUH | DET./MIA. | 45.5 |
| 2. | Brandon Mebane | Sea./SD | 32.5 |
| 3. | Kyle Williams | Buf. | 33.0 |
| 4. | Geno Atkins | Cin. | 32.0 |
| 5. | Aaron Donald | StL./LA | 31.0 |
| | Paul Soliai | Mia./Atl./Car. | 31.0 |

SUH STARTS HIS 100TH GAME

DT Ndamukong Suh started his **100th career game in Week 6** vs. Pittsburgh. He is **one of only two defensive linemen (Cincinnati Bengals DT Domata Peko) to start 100 games since 2010**, the season that he entered the league.



SUH NOTCHES CAREER TACKLE NO. 300

DT Ndamukong Suh topped 300 career tackles in the 2016 season opener at Seattle when he made four tackles to bring his career total to 303. **Since he entered the NFL in 2010, Suh ranks No. 2 among defensive tackles with 336 total tackles**, 11 behind Seattle's Ahtyba Rubin.

DEFENSE LIVING IN THE BACKFIELD

The Dolphins defense has lived in opponent's backfields this season. Miami has **stopped 22 rushing plays for loss this season**, which is tied for ninth in the NFL. The NFL average for rushing plays stopped for a loss is 19.

DEFENSE STEPS UP IN OCTOBER

The defense has played a critical role in jumpstarting Miami's three-game winning streak. The unit held the Steelers (297) and Bills (267) to less than 300 total yards. At the time, both totals were **the second-lowest outputs of the season for each team**. It's just **the second time since the start of the 2014 season** that the Dolphins have held opponents to less than 300 total yards in consecutive games.

PHILLIPS' DASH

DT Jordan Phillips became the **11th interior defensive lineman in Dolphins history** to record an interception, when he picked off a third-quarter pass by Jets QB Ryan Fitzpatrick and returned it 17 yards, setting up a Dolphins field goal to take a 20-13 lead. It was **the first time a Dolphins interior defensive lineman had intercepted a pass since Oct. 7, 2012** when DT Randy Starks intercepted Bengals QB Andy Dalton. Phillips is only the third interior defensive tackle in the NFL this season to have an interception (Minnesota DT Tom Johnson and San Diego NT Brandon Mebane).



DEFENSE STYMIES ROETHLISBERGER

The Dolphins defense put together an excellent performance in the 30-15 win over Pittsburgh in Week 6. The unit **limited Steelers QB Ben Roethlisberger to 19-of-34 (55.9 pct.) for 189 yards, one touchdown and two interceptions** for a quarterback rating of just 57.1.

- According to ESPN Stats & Info, **Roethlisberger posted a Total QBR of 4.8** against the Dolphins, which is **the lowest total of any player in the 11 years that ESPN has had video-tracking data**.
- The 57.1 passer rating by Roethlisberger was **the 15th lowest single-game rating in his 194-game career** (including playoffs).
- It was **his lowest passer rating in a single game since Dec. 19, 2011 at San Francisco**, when Roethlisberger posted a 52.3 passer rating.

MAXWELL STEPS UP TO THE CHALLENGE

CB Byron Maxwell **posted a career-high four passes defended** in the Week 6 win vs. Pittsburgh. Even more impressive, Maxwell's career high came as he faced off against one of the best wide receivers in the game, Steelers WR Antonio Brown. Brown, who is tied for fourth in the NFL with 55 receptions this season, **was held to just four receptions for 39 yards** against Maxwell and the Dolphins. The 39 receiving yards were **tied for his second-fewest in a single game since 2012**.

BRANCH GETS AFTER THE QUARTERBACK

Making **his first start as a member of the Dolphins** in Week 6 vs. Pittsburgh, **DE Andre Branch** made his presence felt from the start of the game as he **recorded 1.5 sacks in the first quarter**. Since being inserted into the starting lineup three games ago, Branch has nine tackles (six solo), two sacks, and four quarterback hits.



SPECIAL TEAMS NOTES

KENYAN'S RETURN

RB **Kenyan Drake** made the game-winning play last week vs. N.Y. Jets, a 96-yard kickoff return that gave Miami a 27-23 lead with 5:15 left.

Noting Drake's kickoff return touchdown:

- The 96-yard return was **tied for the sixth longest** in team history.
- It was **Miami's first kickoff return for a touchdown since Nov. 15, 2012** at Buffalo when RB Marcus Thigpen also had a 96-yard kickoff return for a touchdown.
- The 96 yards marked **the second-longest kickoff return by a rookie in Dolphins history** (Mercury Morris, 105 yards, at Cincinnati, Sept. 14, 1969).
- It is the **fifth time in Dolphins history that the team has returned a kickoff and punt return for a touchdown in the same season** (2012, 1989, 1981 and 1970).
- According to Elias Sports Bureau, it was **the latest game-winning kickoff return for a touchdown since 2003**, when Kansas City's Dante Hall had a 97-yard kickoff return to give the Chiefs a 17-10 lead with 5:08 left at Baltimore.
- It marks just **the second time in team history and fourth in NFL history (since the merger in 1970) that a team has returned a kickoff and punt for a touchdown in the same season by two different rookies**. Tommy Vigorito (punt return) and Fulton Walker (kickoff return) accomplished the feat for the Dolphins in 1981. The others were Philadelphia in 2008 (DeSean Jackson and Quintin Demps) and Buffalo in 1973 (Bill Cahill and Wallace Francis).



MIGHTY MOUSE

WR **Jakeem Grant** may be diminutive in stature at 5-foot-7, 172 pounds, but his presence as a returner has been huge. The rookie **scored his first NFL touchdown** in Week 5 when **he took a punt return 74 yards** to tie the game in the second quarter vs. Tennessee. It was **the seventh-longest punt return in team history and the fourth-longest punt return by a rookie**. He is now **second in the AFC and seventh in the NFL in punt return average**, gaining 11.0 yards per return, and is **one of just two AFC players (Houston WR Will Fuller) to return a punt for a touchdown this season**.

PUNTING IT AWAY FROM GRANT

The threat of WR **Jakeem Grant** breaking a long punt return has caused opponents to try and alter their punting strategy against him. With hangtime and direction more important than distance, opposing punters have the lowest gross punting average in the NFL when playing the Dolphins. **Miami's opponents are averaging just 40.5 yards per punt**, well below the 45.8 league average.

KICKOFF (RETURN) STRATEGY

It isn't just new touchback rules (a touchback now brings the ball out to the 25-yard line) that may challenge opponent's kickoff strategies, but also rookie kickoff returner **Jakeem Grant**. The Dolphins returned three kickoffs in Week 1 at Seattle and had **an average starting field position of 26.3 yards, the third-best mark in the NFL** that week. Since then, Grant has had just eight kickoff returns as teams have kicked the ball through the end zone to keep it out of his hands. Grant has totaled 10 kickoff returns for 252 yards (25.2 avg.), **which ranks him No. 5 in the NFL**.

“ The thing about Jakeem that's really impressive is a lot of times you see smaller guys that are quick, but not fast. I think Jakeem – if I'm not mistaken – ran a 10.3 (second) 100 meters in high school. He's got both the elusiveness and the home run speed, if you will. He really could be the whole package. ”
 - Assistant Head Coach/Special Teams Coordinator Darren Rizzi

FRANKS' CAREER HIGH

K Andrew Franks set a **career high in Week 6** with three made field goals against the Pittsburgh Steelers. He scored **12 of Miami's 30 points** in the 30-15 victory.

Franks has **made field goals in seven of Miami's eight games this season**, including four in a row. He has also converted **all 18 of his PATs this season and 26 in a row** dating back to 2015.

THE DENNEY STREAK

When LS **John Denney** took the field in Week 1 at Seattle, it marked the **37-year old's 12th NFL season**. Denney has been Miami's long snapper for every game dating back to 2005 - **a consecutive games streak that spans 184 contests**. That streak is the **longest in Dolphins history** and is tied for the fifth longest among all active NFL players.

Denney is also **fourth in team history with 184 games played**. He moved past former Dolphins WR Nat Moore for sole possession of fourth place last week vs. N.Y. Jets.

MOST CONSECUTIVE GAMES PLAYED IN DOLPHINS HISTORY

| RNK | PLAYER | CONS. GP | STREAK |
|-----|--------------------|-------------|--------------------------------|
| 1. | JOHN DENNEY | 184* | 1ST (2005) - 8TH (2016) |
| 2. | Jason Taylor | 130 | 15th (1999) - 16th (2007) |
| 3. | Jim Langer | 128 | 10th (1970) - 9th (1979) |
| 4. | Garo Yepremian | 127 | 2nd (1970) - 16th (1978) |
| 5. | Bob Baumhower | 125 | 1st (1977) - 14th (1984) |

* active streak

MOST CONSECUTIVE GAMES PLAYED, ACTIVE NFL LEADERS

| RNK | PLAYER | TEAM | POS | CONS. GP |
|-----------|--------------------|--------------------|-----------|------------|
| 1. | Shane Lechler | Oak./Hou. | P | 230 |
| 2. | Jason Witten | Dallas | TE | 211 |
| 3. | Andy Lee | SF/Cle./Car. | P | 200 |
| 4. | Eli Manning | N.Y. Giants | QB | 191 |
| 5. | JOHN DENNEY | MIAMI | LS | 184 |
| | Donnie Jones | Mia./STL/Hou./Phi. | P | 184 |



WHAT TO LOOK FOR...

RB JAY AJAYI...

- Has 646 rushing yards in 2016. Needs 354 rushing yards to break the 1,000-yard plateau for just the 14th time in Dolphins history. He would be the 10th Dolphins player to ever rush for 1,000 yards in a single season.
- Has rushed for 100-plus yards in three consecutive games. Needs 100-plus yards in Week 10 at San Diego to tie for second in team history with most consecutive 100-yard rushing performances. Ricky Williams holds the all-time record with five straight games in 2002.
- Has rushed for a touchdown in four consecutive games. Needs one touchdown in Week 10 at San Diego to tie the team record with five straight games with a rushing touchdown, done four times, most recently by Karim Abdul-Jabbar in 1997.

LB KIKO ALONSO...

- Has recorded 269 total tackles. Needs 31 tackles to reach 300 in his career.

LS JOHN DENNEY...

- Will extend his consecutive games played streak, which currently stands at a franchise-record 184, having played in every game in his 12-year career.

LB JELANI JENKINS...

- Has 210 total tackles. Needs 40 to reach 250 in his career.

WR JARVIS LANDRY...

- Has 243 receptions. Needs seven to reach 250 in his career. Needs 18 to pass Cincinnati Bengals WR A.J. Green (260) for the most receptions during the first three seasons of an NFL career (N.Y. Giants Odell Beckham Jr. is in his third NFL season and has 231 career receptions).
- Has 2,520 receiving yards. Needs 480 to reach 3,000 in his career.
- Finished 2015 with 1,157 receiving yards and has 605 receiving yards in 2016. Needs 395 yards to post another 1,000-yard receiving season and to accomplish this in back-to-back years for the first time by a Dolphins wide receiver since Brian Hartline did it in 2012 and 2013.

CB BYRON MAXWELL...

- Has eight interceptions. Needs two interceptions to reach 10 and seven to reach 15 in his career.
- Has 44 passes defended. Needs six passes defended to reach 50 in his career.

WR DeVANTE PARKER...

- Has 797 receiving yards. Needs 203 receiving yards to reach 1,000 in his career.
- Has four receiving touchdowns. Needs one receiving touchdown to reach five and six to reach 10 in his career.

WR KENNY STILL...

- Has 139 receptions. Needs 11 receptions to reach 150 and 61 to reach 200 in his career.
- Has 2,340 receiving yards. Needs 160 receiving yards to reach 2,500 and 660 to reach 3,000 in his career.
- Has 14 receiving touchdowns. Needs one receiving touchdown to reach 15 in his career.

DT NDAMUKONG SUH...

- Has 336 total tackles. Needs 14 tackles to reach 350 in his career.
- Has 46.5 sacks. Needs 3.5 sacks to reach 50 in his career.

QB RYAN TANNEHILL...

- Has 17,337 passing yards. Needs 2,663 passing yards to reach 20,000 in his career.
- Has passed for 17,337 yards in his career. Needs 2,086 passing yards to move into first place for most passing yards by a Dolphins quarterback in the first five years of their career, passing Dan Marino (19,422). It would also move him into second place all-time in NFL history behind Peyton Manning (20,618).
- Finished 2015 with 4,208 passing yards. Has 1,877 passing yards in 2016 and needs 2,123 more yards for another 4,000-yard passing season this year to become the first Dolphins quarterback to record three-consecutive seasons with 4,000 passing yards since Dan Marino from 1984-86.
- Has 95 passing touchdowns. Needs five passing touchdowns to reach 100 in his career.
- Needs 19 rushing yards to set the franchise record for most rushing yards by a quarterback in their career, moving past Bob Griese (994). He currently has 976 rushing yards.

DE CAMERON WAKE...

- Has recorded 75.0 sacks in his Dolphins career. Needs 6.0 sacks to surpass DE/LB Jason Taylor (80.5) for the most sacks by a Dolphins player in their first eight seasons on the team. Needs 4.0 sacks to move into second place in NFL history for most sacks by an undrafted player, surpassing Pittsburgh Steelers linebacker James Harrison (78.5). Needs 2.0 sacks to reach 75 in his career.
- Has recorded five games with three-plus sacks in his career. Needs one game with three-or-more sacks to move into a tie for first place for the most games with three-plus sacks in franchise history, joining DE/LB Jason Taylor (six games).

DE MARIO WILLIAMS...

- Has 396 total tackles. Needs four tackles to reach 400 in his career.
- Has 97 sacks. Needs three sacks to reach 100 in his career.
- Has 16 forced fumbles. Needs four forced fumbles to reach 20 in his career.



THE DOLPHINS VS. THE CHARGERS

A DOLPHINS WIN WOULD...

- Be Miami's fourth win in a row, giving the Dolphins their first four-game win streak since 2008 when they won the final five games of the regular season en route to winning the AFC East.
- Make Adam Gase the fourth head coach in Dolphins history to win four straight games in his first year as head coach, joining Don Shula (1970), Dave Wannstedt (2000) and Tony Sparano (2008).
- Give the Dolphins their first road victory since a 20-19 win at Philadelphia on Nov. 15, 2015.
- Mark Miami's first win on the West Coast since a 33-17 victory at Oakland on Nov. 28, 2010.

SERIES HISTORY

REGULAR SEASON (MIAMI LEADS 14-13)
POSTSEASON (TIED 2-2)

| DATE | GAME |
|------------|---|
| 10/2/1966 | at San Diego 44, Miami 10 |
| 11/12/1967 | at San Diego 24, Miami 0 |
| 12/10/1967 | at Miami 41, San Diego 24 |
| 11/3/1968 | at San Diego 34, Miami 28 |
| 10/11/1969 | San Diego 21, at Miami 14 |
| 10/15/1972 | at Miami 24, San Diego 10 |
| 9/29/1974 | Miami 28, at San Diego 21 |
| 10/30/1977 | San Diego 14, at Miami 13 |
| 10/15/1978 | Miami 28, at San Diego 21 |
| 11/20/1980 | San Diego 27, at Miami 24 (OT) |
| 1/2/1982 | *San Diego 41, at Miami 38 (OT) |
| 1/16/1983 | *at Miami 34, San Diego 13 |
| 11/18/1984 | at San Diego 34, Miami 28 (OT) |
| 9/7/1986 | at San Diego 50, Miami 28 |
| 10/16/1988 | at Miami 31, San Diego 28 |
| 12/15/1991 | at San Diego 38, Miami 30 |
| 1/10/1993 | *at Miami 31, San Diego 0 |
| 12/27/1993 | at San Diego 45, Miami 20 |
| 1/8/1995 | * at San Diego 22, Miami 21 |
| 11/5/1995 | Miami 24, at San Diego 14 |
| 12/19/1999 | at Miami 12, San Diego 9 |
| 11/12/2000 | Miami 17, at San Diego 7 |
| 11/24/2002 | at Miami 30, San Diego 3 |
| 10/27/2003 | Miami 26, at San Diego 10 (at Tempe, Ariz.) |
| 12/11/2005 | Miami 23, at San Diego 21 |
| 10/5/2008 | at Miami 17, San Diego 10 |
| 9/27/2009 | at San Diego 23, Miami 13 |
| 10/2/2011 | at San Diego 26, Miami 16 |
| 11/17/2013 | at Miami 20, San Diego 16 |
| 11/2/2014 | at Miami 37, San Diego 0 |
| 12/20/2015 | at San Diego 30, Miami 14 |

* AFC Divisional Playoff game

CONNECTIONS

PRO CONNECTIONS

- Dolphins President & CEO **Tom Garfinkel** served as the president & CEO of the San Diego Padres from 2009-13.
- From 1997-12, Dolphins Executive VP of Football Operations **Mike Tannenbaum** and Chargers Director of Player Personnel **JoJo Wooden** served together in various roles in the Jets' personnel department.
- From 2009-12, Chargers Head Coach **Mike McCoy** was the Broncos' offensive coordinator, while Dolphins Head Coach **Adam Gase** tutored the wide receivers (2009-10) and quarterbacks (2011-12). Also during this time, Chargers Special Teams Coordinator **Craig Aukerman** was a defensive assistant for Denver (2010) and Defensive Backs Coach **Ron Milus** coached the secondary (2011-12).
- From 2002-12, Dolphins Offensive Coordinator **Clyde Christensen** and Chargers General Manager **Tom Telesco** were both members of the Colts organization, serving in various capacities. Also, Dolphins Offensive Line Coach **Chris Foerster** (tight ends, 2002-03) and Asst. Special Teams Coach **Marwan Maalouf** (special teams coordinator, 2012) were part of Indianapolis' coaching staff during this time.
- Dolphins Defensive Coordinator **Vance Joseph** coached the defensive backs for Houston (2011-13), while Chargers Asst. Linebackers Coach **Bobby King** was a defensive assistant (2011) and asst. linebackers coach (2012-13).
- From 2005-07, Chargers Senior Executive **Randy Mueller** served as Miami's general manager.
- From 2014-15, Dolphins Wide Receivers Coach **Shawn Jefferson** held the same position with Tennessee, while Chargers Offensive Coordinator **Ken Whisenhunt** was the Titans' head coach, Tight Ends Coach **John McNulty** coached the quarterbacks and Defensive Line Coach **Giff Smith** held the same position.
- Dolphins Wide Receivers Coach **Shawn Jefferson** played receiver for the Chargers from 1991-95.
- Chargers Asst. Offensive Line Coach **Dave DeGuglielmo** was the Dolphins' offensive line coach (2009-11).
- Chargers Quality Control-Defense Coach **Chris Shula** is the grandson of former Dolphins head coach and Pro Football Hall of Famer **Don Shula** and is the brother of **Matt Shula**, a video assistant for the Dolphins.
- Chargers DE **Joey Bosa's** father, **John**, was a first-round draft selection (16th overall) of the Dolphins in 1987, playing three seasons for Miami. Bosa's uncle, **Eric Kumerow**, was also a first-round selection (16th overall) for Miami in 1988.
- Chargers **WR Griff Whalen** spent the 2016 preseason and training camp with the Dolphins.

COLLEGE CONNECTIONS

- In 1993, Chargers Director of College Scouting **Kevin Kelly** played linebacker for Miami (Fla.), winning a national championship with the Hurricanes.
- Chargers **WR Travis Benjamin** (2008-11), **TE Asante Cleveland** (2010-13), **G Orlando Franklin** (2007-10) and **ILB Denzel Perryman** (2011-14) all played for Miami (Fla.).
- From 2009-12, Chargers **OLB Tourek Williams** played for FIU (Florida International).
- Dolphins **CB Jordan Lucas** (2012-15), **LB Mike Hull** (2011-14) and Chargers **CB Trevor Williams** (2012-15) were defensive teammates at Penn State.
- From 2008-11, Dolphins **S Michael Thomas** and Chargers **WR Griff Whalen** were teammates at Stanford.

HIGH SCHOOL/HOMETOWN CONNECTIONS

- Dolphins **TE Dominique Jones** and **RB Damien Williams** are both from San Diego. Jones prepped at Horizon Christian Academy and Williams attended Mira Mesa High School.
- Dolphins **WR Kenny Stills** hails from Carlsbad, Calif. and played for La Costa Canyon High School.
- Several other Dolphins are from California: **LB Kiko Alonso** (Los Gatos), **LB Donald Butler** (Sacramento), **P Matt Darr** (Bakersfield), **K Andrew Franks** (Carmel), **QB Matt Moore** (Newhall) and **LB Spencer Paysinger** (Los Angeles).
- Chargers **DT Corey Liuget** (Hialeah HS), **ILB Denzel Perryman** (Coral Gables Sr. HS) and **OLB Tourek Williams** (Norland HS) are all Miami natives.
- Chargers **DE Joey Bosa** is from Fort Lauderdale and prepped at St. Thomas Aquinas High School.
- Chargers **S Jahleel Addae** (Valrico), **WR Travis Benjamin** (Belle Glade), **OLB Jatavis Brown** (Belle Glade), **CB Brandon Flowers** (Delray Beach) and **G Orlando Franklin** (Delray Beach) are also from Florida.



THE DOLPHINS VS. THE CHARGERS

SERIES FACTS (TEAM)

MIAMI'S LARGEST MARGIN OF VICTORY:

37 (at Miami 37, San Diego 0, 11/2/14)

SAN DIEGO'S LARGEST MARGIN OF VICTORY:

34 (at San Diego 44, Miami 10, 10/2/66)

CURRENT SERIES STREAK:

San Diego 1 (12/20/15)

MIAMI'S LARGEST WIN STREAK:

7 (11/5/95 - 10/5/08)

SAN DIEGO'S LARGEST WIN STREAK:

2 (six times, last: 9/27/09 - 10/2/11)

MOST POINTS BY MIAMI:

41, (at Miami 41, San Diego 24, 12/10/67)

MOST POINTS BY SAN DIEGO:

50 (at San Diego 50, Miami 28, 9/7/86)

MOST POINTS, BOTH TEAMS:

79 (San Diego 41, at Miami 38, 1/2/82 [OT, AFC Divisional game])

FEWEST POINTS BY MIAMI:

0 (at San Diego 24, Miami 0, 11/12/67)

FEWEST POINTS BY SAN DIEGO:

0 (twice, last: at Miami 37, San Diego 0, 11/2/14)

FEWEST POINTS, BOTH TEAMS:

12 (at Miami 9, San Diego 3, 12/19/99)

SERIES SUPERLATIVES

DOLPHINS

RUSHING YARDS:

143, Ricky Williams, at Miami, 11/24/02

PASSING YARDS:

403, Don Struck, at Miami, 1/2/82 (OT, AFC Divisional Game)

RECEPTIONS:

9, Tony Nathan, at Miami, 1/2/82 (OT, AFC Divisional Game)

RECEIVING YARDS:

143, Mark Clayton, at San Diego, 9/7/86

CHARGERS

RUSHING YARDS:

157, Don Woods, at San Diego, 9/29/74

PASSING YARDS:

433, Dan Fouts, at Miami, 1/2/82 (OT, AFC Divisional Game)

RECEPTIONS:

13, twice, last: Antonio Gates, at San Diego, 12/11/05

RECEIVING YARDS:

166, Kellen Winslow, at Miami, 1/2/82 (OT, AFC Divisional Game)

DOLPHINS PLAYERS VS. THE CHARGERS

| PLAYER | GP | RECORD | PASSING | | | | |
|----------------|----------|------------|-----------------|------------|-------------|----------|-------------|
| | | | A-C-I | YDS | PCT | TD | RTG |
| Ryan Tannehill | 3 | 2-1 | 103-66-1 | 772 | 64.1 | 4 | 95.6 |
| Matt Moore | 2 | 1-1 | 30-19-1 | 188 | 63.3 | 0 | 67.1 |
| TOTALS | 5 | 3-1 | 133-85-2 | 960 | 63.9 | 4 | 89.2 |

| PLAYER | GP | ATT | RUSHING | | | | |
|-----------------|----------|-----------|------------|------------|-----------|----------|--|
| | | | YDS | AVG | LG | TD | |
| Ryan Tannehill | 3 | 11 | 72 | 6.5 | 22 | 1 | |
| Damien Williams | 2 | 12 | 29 | 2.4 | 9 | 0 | |
| Jay Ajayi | 1 | 6 | 27 | 4.5 | 12t | 1 | |
| Matt Moore | 1 | 1 | -1 | -1.0 | -1 | 0 | |
| TOTALS | 7 | 30 | 127 | 4.2 | 22 | 2 | |

| PLAYER | GP | NO | RECEIVING | | | |
|-----------------|-----------|-----------|------------|-------------|-----------|----------|
| | | | YDS | AVG | LG | TD |
| Jarvis Landry | 2 | 13 | 100 | 7.7 | 14t | 1 |
| Damien Williams | 2 | 4 | 34 | 8.5 | 21 | 0 |
| DeVante Parker | 1 | 4 | 87 | 21.8 | 35 | 0 |
| Jay Ajayi | 1 | 1 | 15 | 15.0 | 15 | 0 |
| Kenny Stills | 1 | 1 | 23 | 23.0 | 23 | 0 |
| Dion Sims | 2 | 1 | 9 | 9.0 | 9 | 0 |
| TOTALS | 10 | 24 | 268 | 11.2 | 35 | 1 |

| PLAYER | GP | KOR | KICKOFF RETURNS | | | |
|-----------------|----------|----------|-----------------|-------------|-----------|----------|
| | | | YDS | AVG | LG | TD |
| Damien Williams | 2 | 2 | 49 | 24.5 | 26 | 0 |
| Jarvis Landry | 2 | 1 | 31 | 31.0 | 31 | 0 |
| TOTALS | 4 | 3 | 80 | 26.7 | 31 | 0 |

| PLAYER | GP | PR | PUNT RETURNS | | | |
|---------------|----------|----------|--------------|-------------|-----------|----------|
| | | | YDS | AVG | LG | TD |
| Jarvis Landry | 2 | 7 | 71 | 10.1 | 21 | 0 |
| TOTALS | 2 | 7 | 71 | 10.1 | 21 | 0 |

| PLAYER | GP | KICKING | | | | | | |
|---------------|----------|----------|----------|----------|----------|----------|----------|----------|
| | | FGM | FGA | LG | XP | XPA | KO | TB |
| Andrew Franks | 1 | 0 | 0 | - | 2 | 2 | 2 | 2 |
| TOTALS | 1 | 0 | 0 | - | 2 | 2 | 2 | 2 |

| PLAYER | GP | PUNTING | | | | | | |
|---------------|----------|----------|------------|-------------|-----------|----------|----------|-------------|
| | | NO | YDS | AVG | LG | TB | I20 | NET |
| Matt Darr | 1 | 8 | 366 | 45.8 | 53 | 0 | 1 | 40.3 |
| TOTALS | 1 | 8 | 366 | 45.8 | 53 | 0 | 1 | 40.3 |



THE DOLPHINS VS. THE CHARGERS



WR Jarvis Landry set the Dolphins single-season reception record with eight catches (he finished the season with 110) at San Diego in 2015.

DOLPHINS PLAYERS VS. THE CHARGERS

| PLAYER | DEFENSE | | | | | | | | |
|-------------------|-----------|-----------|-----------|------------|----------|----------|----------|----------|--|
| | GP | SOLO | ASST | SK | INT | PD | FF | FR | |
| Michael Thomas | 2 | 11 | 1 | 0.0 | 0 | 1 | 0 | 0 | |
| Cameron Wake | 4 | 9 | 0 | 3.0 | 0 | 0 | 0 | 0 | |
| Jason Jones | 2 | 6 | 2 | 0.0 | 0 | 1 | 1 | 0 | |
| Mario Williams | 3 | 6 | 3 | 1.5 | 0 | 0 | 0 | 0 | |
| Ndamukong Suh | 2 | 6 | 0 | 0.5 | 0 | 0 | 0 | 0 | |
| Spencer Paysinger | 2 | 5 | 1 | 0.0 | 0 | 0 | 0 | 0 | |
| Byron Maxwell | 1 | 4 | 0 | 0.0 | 0 | 0 | 1 | 0 | |
| Jelani Jenkins | 2 | 3 | 1 | 0.0 | 0 | 0 | 0 | 0 | |
| Bobby McCain | 1 | 3 | 0 | 0.0 | 0 | 0 | 0 | 0 | |
| Chris Culliver | 1 | 3 | 0 | 0.0 | 1 | 2 | 0 | 0 | |
| Andre Branch | 3 | 2 | 0 | 0.0 | 0 | 1 | 0 | 0 | |
| Neville Hewitt | 1 | 2 | 1 | 0.0 | 0 | 0 | 0 | 0 | |
| Tony Lippett | 1 | 1 | 1 | 0.0 | 0 | 0 | 0 | 0 | |
| Terrence Fede | 2 | 1 | 1 | 0.0 | 0 | 0 | 0 | 0 | |
| Nick Williams | 3 | 1 | 1 | 0.0 | 0 | 0 | 0 | 0 | |
| Jordan Phillips | 1 | 1 | 0 | 0.0 | 0 | 0 | 0 | 0 | |
| Zach Vigil | 1 | 1 | 0 | 0.0 | 0 | 0 | 0 | 0 | |
| Walt Aikens | 2 | 1 | 1 | 0.0 | 0 | 0 | 0 | 0 | |
| Leon Orr | 1 | 0 | 1 | 0.0 | 0 | 1 | 0 | 0 | |
| Isa Abdul-Quddus | 2 | 0 | 1 | 0.0 | 0 | 0 | 0 | 0 | |
| TOTALS | 37 | 66 | 15 | 5.0 | 1 | 6 | 2 | 0 | |

HOW THEY COMPARE

| DOLPHINS | | CATEGORY | CHARGERS | |
|----------|-----|--------------------|----------|-------|
| STAT | RNK | | RNK | STAT |
| 340.1 | 21 | Total Offense | 9 | 378.0 |
| 218.0 | 29 | Passing Offense | 7 | 271.3 |
| 122.1 | 6 | Rushing Offense | 18 | 106.7 |
| 21.6 | 20 | Scoring Offense | 3 | 29.8 |
| 19 | 16t | Sacks Allowed | 26t | 22 |
| 35.5 | 25 | Third Down Offense | 8 | 42.7 |
| 44.0 | 28 | Red Zone Offense | 22 | 48.8 |
| 362.6 | 17 | Total Defense | 19 | 364.7 |
| 226.5 | 8 | Passing Defense | 26 | 279.3 |
| 136.1 | 30 | Rushing Defense | 5 | 85.3 |
| 22.8 | 16 | Scoring Defense | 26 | 27.4 |
| 19 | 14 | Sacks | 15t | 18 |
| 30.8 | 1 | Third Down Defense | 16 | 39.5 |
| 52.2 | 13 | Red Zone Defense | 29 | 65.7 |
| 8 | 24t | Takeaways | 2 | 18 |
| 11 | 16t | Giveaways | 31 | 18 |

STATISTICAL LEADERS

| CATEGORY | DOLPHINS | | CHARGERS | |
|------------------|-----------------|-------|-------------|-------|
| | PLAYER | STAT | PLAYER | STAT |
| Completion Pct. | R. Tannehill | 64.7% | P. Rivers | 63.4% |
| Passing Yards | R. Tannehill | 1,877 | P. Rivers | 2,560 |
| Passer Rating | R. Tannehill | 87.4 | P. Rivers | 96.2 |
| Rushing Yards | J. Ajayi | 646 | M. Gordon | 768 |
| Yards Per Carry | J. Ajayi | 6.0 | D. Woodhead | 6.1 |
| Rushing TDs | J. Ajayi | 6 | M. Gordon | 9 |
| Receptions | J. Landry | 49 | T. Benjamin | 39 |
| Receiving Yards | J. Landry | 605 | T. Williams | 595 |
| Receiving TDs | K. Stills | 3 | A. Gates | 4 |
| Tackles | K. Alonso | 67 | J. Brown | 51 |
| Sacks | C. Wake | 5.0 | M. Ingram | 5.0 |
| Interceptions | I. Abdul-Quddus | 2 | C. Heyward | 5 |
| Forced Fumbles | C. Wake | 3 | K. Toomer | 3 |
| Special Tms Tcks | M. Thomas | 10 | J. Perry | 6 |



THE LAST TIME THEY MET...

2015 - WEEK 15

DEC. 20, 2015 | SAN DIEGO, CALIF.
QUALCOMM STADIUM
ATTENDANCE: 66,676 | TV: CBS

SCORING SUMMARY

MIAMI 14

SAN DIEGO 30

| | 1 | 2 | 3 | 4 | F |
|-----------|---|----|---|---|----|
| Miami | 0 | 0 | 7 | 7 | 14 |
| San Diego | 6 | 17 | 0 | 7 | 30 |

Jarvis Landry set a new Dolphins record and rookie Jay Ajayi scored his first NFL touchdown, but it overall was a disappointing 2015 road finale for the Dolphins.

The Dolphins dropped a 30-14 decision against the San Diego Chargers at Qualcomm Stadium in a game where their two Pro Bowl offensive linemen, Branden Albert and Mike Pouncey, were lost to injuries.

Landry caught eight passes to break O.J. McDuffie's franchise single-season record of 90. Landry would finish the season with 110 receptions.

Landry broke the franchise record with a 3-yard reception on the Dolphins' third possession of the game.

Ajayi scored his first NFL touchdown on an impressive 12-yard run in the third quarter, but the Dolphins trailed 23-0 by that time. The other Dolphins touchdown was scored with 1:35 left in the fourth quarter by Ryan Tannehill on a quarterback keeper.

Safety Reshad Jones and cornerback Brent Grimes each came up with an interception, although Jones fumbled at the end of his long return and the Chargers recovered, giving them a first down.

Jones also was used as a kickoff returner for the first time in his NFL career. He had two returns for 43 yards, with a long of 25 yards.

Running back Danny Woodhead scored all four San Diego touchdowns, three of them in the first half. He tied the record for most touchdowns in a game by a Dolphins opponent shared by running back Earl Campbell in 1978, tight end Jimmie Giles in 1985 and wide receiver Irving Fryar in 1996.

Woodhead caught three touchdown passes from quarterback Philip Rivers and had a 2-yard run, San Diego's first rushing touchdown since the season opener.

San Diego also got a 28-yard field goal by rookie Josh Lambo that made the score 9-0 after he had missed the extra-point attempt following Woodhead's first touchdown.

In falling behind 23-0 at the half, the Dolphins accomplished little offensively. They managed only two first downs on their first five possessions before completions of 23 yards to Kenny Stills and 15 yards to Ajayi moved them into San Diego territory for the first time.

But Tannehill was sacked on the next play, leaving time only for a Hail Mary attempt.

Miami outscored San Diego 14-7 in the second half, but that was of little consolation to the Dolphins.

SCORING DRIVES

| TEAM | QTR | TIME | PLAY (EXTRA POINT) (DRIVE INFO) | MIA | SD |
|----------|-----|------|---|-----|----|
| Chargers | 1 | 4:16 | D.Woodhead 20 yd. pass from P.Rivers (kick failed, hru) (12-86, 6:14) | 0 | 6 |
| Chargers | 2 | 9:05 | J.Lambo 28 yd. Field Goal (8-52, 4:12) | 0 | 9 |
| Chargers | 2 | 4:18 | D.Woodhead 2 yd. run (J.Lambo kick) (6-63, 3:09) | 0 | 16 |
| Chargers | 2 | 0:39 | D.Woodhead 9 yd. pass from P.Rivers (J.Lambo kick) (9-75, 2:28) | 0 | 23 |
| Dolphins | 3 | 1:30 | J.Ajayi 12 yd. run (A.Franks kick) (6-62, 2:09) | 7 | 23 |
| Chargers | 4 | 4:14 | D.Woodhead 9 yd. pass from P.Rivers (J.Lambo kick) (4-58, 2:51) | 7 | 30 |
| Dolphins | 4 | 1:35 | R.Tannehill 1 yd. run (A.Franks kick) (14-82, 2:39) | 14 | 30 |

GAME STATISTICS

RUSHING (Att-Yds-TD):

Miami: J. Ajayi 6-27-1, L. Miller 9-12, R. Tannehill 3-4-1, Da. Williams 1-1.
San Diego: D. Brown 12-90, M. Gordon 15-41, D. Woodhead 8-10-1, K. Clemens 1-(-1).

PASSING (A-C-Y-TD-I):

Miami: R. Tannehill 34-20-216-0-0.
San Diego: P. Rivers 36-26-311-3-2.

RECEIVING (Rec-Yds-TD):

Miami: J. Landry 8-54, D. Parker 4-87, L. Miller 2-12, Da. Williams 2-11, K. Stills 1-23, J. Ajayi 1-15, D. Sims 1-9, J. Cameron 1-5.
San Diego: A. Gates 6-88, D. Woodhead 6-50-3, J. Herndon 5-35, D. Inman 3-78, D. Brown 2-14, L. Green 2-13, M. Floyd 1-27, M. Gordon 1-6.

SACKS (Sk-Yds):

Miami: N. Suh 0.5-4.5, O. Vernon 0.5-4.5.
San Diego: M. Ingram 2.5-23.5, J. Attaochu 0.5-5.5.

INTERCEPTIONS (Int-Yds):

Miami: R. Jones 1-42, B. Grimes 1-1.
San Diego: None.

FORCED FUMBLES:

Miami: None.
San Diego: O. Franklin 1, M. Ingram 1.

FUMBLE RECOVERIES (No-Yds):

Miami: None.
San Diego: P. Rivers 1-0.

| TEAM STATS | MIA | NYJ |
|------------------------------|-------------------|-------------------|
| First Downs | 13 | 26 |
| Rushing | 4 | 7 |
| Passing | 8 | 16 |
| Penalty | 1 | 3 |
| 3rd-Down Efficiency | 2 for 14 | 9 for 14 |
| 4th-Down Efficiency | 3 for 3 | 0 for 0 |
| Total Net Yards | 231 | 442 |
| Total Net Plays | 56 | 73 |
| Average Gain | 4.1 | 6.1 |
| Net Yards Rushing | 44 | 140 |
| Rushes | 19 | 36 |
| Yards per Rush | 2.3 | 3.9 |
| Net Yards Passing | 187 | 302 |
| Completed - Attempted | 20-34 | 26-36 |
| Yards per Pass Play | 5.1 | 8.2 |
| Sacked - Yards Lost | 3-29 | 1-9 |
| Had Intercepted | 0 | 2 |
| Punts - Average | 8-366-45.8 | 3-110-36.7 |
| Return Yardage | 151 | 44 |
| Punts - Return Yards | 3-16 | 6-44 |
| Kickoffs - Return Yards | 4-92 | 0-0 |
| Interceptions - Return Yards | 2-43 | 0-0 |
| Penalties - Yards | 9-72 | 7-48 |
| Fumbles - Lost | 2-1 | 0-0 |
| Red-Zone Efficiency | 2 for 2 | 4 for 5 |
| Goal-to-Go Efficiency | 1 for 1 | 3 for 3 |
| Time of Possession | 21:07 | 38:53 |



HARD ROCK STADIUM MODERNIZATION



Hard Rock Stadium is South Florida's home to the Miami Dolphins, University of Miami Hurricanes, Orange Bowl, international soccer, concerts and other world-class events. A truly global entertainment destination, this multi-purpose, open-air complex is in the midst of a multi-year, \$500 million renovation to enhance the fan experience. The modernization is being privately funded by Stephen Ross.

NEW SEATING PRODUCTS

Hard Rock Stadium's modernization included doubling unique seating experiences from 8 to 16. Some of the newest seating products include:

The 72 Club: The 598 seats in the 72 Club take the premium seating experience to another level. It's the most luxurious seating experience in all of South Florida sports and entertainment. Seats are double-padded, have 11 inches more legroom and are located at midfield. At any point in-game, guests are able to walk on the field on their way to a private club designed by the Rockwell Group.




Living Room Boxes: Hard Rock Stadium created four-person private Living Room Boxes. Located on the 35-yard line and within the Atos Club presented by EMC and Ford Field Clubs in the end zones, Living Room Boxes are the biggest, most comfortable seats in the stadium. These boxes give guests the ability to watch replays and highlights on their own private screens.


Hyundai Club: The Hyundai Club is a club located between the 30-yard lines on the north side that offers wider, padded seats. The club is designed by the Rockwell Group.



Corner Terraces: The 100 level Corner Terraces provide a unique social experience where guests can watch the game from a high-top table and comfortable swivel chairs. Corner Terraces provide guests the enjoyment of sitting with family or friends without being confined to a row of seats.



The NINE: The NINE are nine open-air suites between the 30-yard lines that connect to a private club designed by the Rockwell Group. The NINE offers the best view of the field with the convenience of a private club.





HARD ROCK STADIUM MODERNIZATION

PHASE II

For the 2016 season, a state-of-the-art canopy was installed that will keep as many as 92 percent of the spectators in the shade and protected from the rain along with four giant high-definition video boards.

VIDEO BOARDS

- Four 1,472-inch screens in each corner of the stadium for a total of 22,400 sq. ft. – the largest in the AFC East (compared to 12,000 total square footage in old stadium).
- A total of 18 million LEDs will showcase game day on the boards.
- High-definition picture positioned for easy sightlines for every fan.

MIAMI DOLPHINS
TOTAL: 22,400 SQ. FT.



NEW YORK JETS
TOTAL: 14,160 SQ. FT.



BUFFALO BILLS
TOTAL: 12,253 SQ. FT.



NEW ENGLAND PATRIOTS
TOTAL: 11,306 SQ. FT.



SHADE CANOPY

- Will shade approximately 92 percent of fans (increase from 17 percent in old stadium).
- The shade canopy is approximately 626,000 square feet [14.37 acres] and is comprised of 17,000 tons of steel.
- Covering the remainder of the canopy area [94,000 square feet] immediately adjacent to the ocular over the field is a translucent material called ETFE. This material will provide supplemental light in the bowl while reducing solar heat.
- Four spires rise an additional 200 feet above the roof surface achieving a total height of 357 feet from the ground. Several steel cables secured at the top of each spire will be extended to the roof to provide additional structural support. Cable diameters range between 3.5" to 5.5" in diameter.

FIELD FACTS

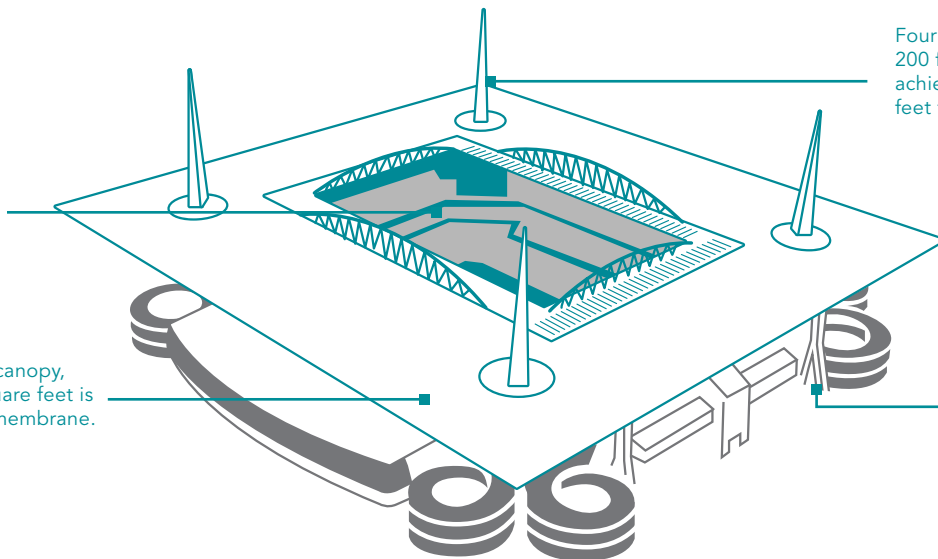
- First team in the NFL to use Paspalum Platinum (shorter versions are Platinum TE or TE). The TE species works well in warm climates with growth not hindered in shade.
- Texture: Courser, thicker grass
- Feel: TE is thicker and lusher so there is a difference in feel and cushion in footing
- Sustainability: More shade tolerance
- Growth: TE grows aggressively and requires less nitrogen in the fertilizer than Bermuda.
- Color Variation: TE is a lighter green shade.

Will shade approximately 92 percent of fans (increase from 17 percent currently).

Four Spires rise an additional 200 feet above the roof surface achieving a total height of 357 feet from the ground

The main area of canopy, some 530,000 square feet is a single ply TPO membrane.

All 8 Super Columns have been completed.





DOLPHINS ON THE AIR THIS SEASON

CEFALO, GRIESE, ROSE AND BOKAMPER RETURN WITH NEW RADIO PARTNER IN 2016

On May 19, 2016, the Miami Dolphins announced a multi-year radio broadcast rights partnership with Miami's Sportsradio 560 WQAM, with the station becoming the official flagship radio partner of the franchise. In addition, all Dolphins games will be simulcast on KISS 99.9 FM "South Florida's NEW Country" and feature expanded pre-, halftime and postgame shows. The games also can be heard on Dolphins.com and throughout South and Central Florida on a variety of stations that make up the Miami Dolphins Radio Network.

The Dolphins previously had their games broadcast on Miami's Sportsradio 560 WQAM during the 1997-2004 and 2007-09 seasons.



As part of the agreement, Sportsradio 560 WQAM will have the radio broadcast rights for all preseason, regular season and playoff games. Dolphins fans who tune into Miami's Sportsradio 560 WQAM will have the opportunity to listen to live broadcasts of Head Coach Adam Gase's day-after game press conferences and "Dolphins Friday," a day of Dolphins centric-content on the station featuring interviews with players, coaches and team executives. Additionally, CBS Radio Miami will promote Dolphins community and Foundation initiatives across multiple platforms.

The preseason English radio broadcast team on Sportsradio 560 WQAM consists of three Dolphins alumni in the booth. Former wide receiver Jimmy Cefalo handles the play-by-play duties with former tight end Joe Rose and former Pro Bowl defensive end Jason Taylor providing the game analysis. During the regular season, Cefalo and Rose are joined by former Hall of Fame quarterback Bob Griese serving as an analyst with former Dolphins Pro Bowl linebacker/defensive end Kim Bokamper reporting from the sidelines.

In addition to the game broadcasts, the station will feature an expanded pregame show with Curtis Stevenson and former Dolphins linebacker Channing Crowder serving as hosts, a halftime show hosted by Kevin Rogers and a postgame show hosted by Orlando Alzugaray and former Dolphins running back Troy Stradford with live updates from Rogers.



990 ESPN Deportes is the Dolphins' official Spanish radio broadcast partner for all preseason, regular season and playoff games. Raul Striker Jr. will handle play-by-play duties with Eduardo Martell as a color analyst. 990 ESPN Deportes additionally airs a



Bob Griese, Joe Rose and Jimmy Cefalo



Eduardo Martell and Raul Striker Jr.

2016 MIAMI DOLPHINS RADIO NETWORKS

| LOCATION | NETWORK | LOCATION | NETWORK |
|-----------------|-----------------------|-----------------|--------------------------------|
| Fort Lauderdale | WQAM 560 AM | Miami | KISS 99.9 FM |
| Fort Lauderdale | KISS 99.9 FM | Miami | WMYM 990 AM (Spanish) |
| Fort Lauderdale | WMYM 990 AM (Spanish) | Orlando | ESPN 580 AM |
| Fort Myers | WRXK 96.1 FM | Port St. Lucie | WPSL AM 1590 |
| Key West | WKWF 1600 AM | West Palm Beach | ESPN 106.3 FM |
| Miami | WQAM 560 AM | West Palm Beach | ESPN Deportes 760 AM (Spanish) |



RISE YOUTH PROGRAMS AWARDS

MIAMI DOLPHINS ANNOUNCE WEEK NINE YOUTH PROGRAMS AWARDS WITH PARTNER ROSS INITIATIVE IN SPORTS FOR EQUALITY (RISE)

Miami – The Miami Dolphins and the Ross Initiative in Sports for Equality (RISE) recognize the week nine youth football players, coach and parent who have demonstrated their commitment to being leaders on and off the field:

- High School Player of the Week: **Kevin Oliver** from Western High School. Oliver is a senior defensive end and had seven tackles, three tackles for a loss and two sacks last week. His performance helped the Wildcats take down Miramar High School and earn their first playoff berth in 10 years. Oliver also leads both Miami-Dade and Broward County Schools with 16 sacks.
- High School Coach of the Week: **Adam Ratkevich** from Western High School. Coach Ratkevich has been instrumental in the program’s turnaround over the last three years. When he took over as head coach, the team had just come off of a 0-10 record and did not score a touchdown in the first seven games of the season. The Wildcats are now playing with a newfound confidence as they defeated Miramar High School last week for their first playoff appearance in 10 years. Up until last week’s win, Western High had never defeated Miramar High in the school’s 35 years of existence.
- Youth Player of the Week: **Zamarion Lawson** from the Palmetto Bay Junior Bandits (75 pounds) of the Greater Miami Pop Warner. Lawson rushed 10 times for 109 yards and two touchdowns in a 24-18 double overtime thriller over the Little River Saints.
- Team Mom of the Week: **Cassandra Figueroa** from the Dick Conley (DC) Steelers 7U of the Florida Youth Football League. Figueroa is a great team mom, because she always motivates the team to do their best during practices and games and reminds her players to be true student athletes – school first, football second. She is very passionate about the game of football and how it teaches kids to work together. Figueroa also helps the coach keep the team’s paperwork in order and coordinates the players’ game-time snacks with parents. She goes above and beyond to help the team and the league be the best youth league in Florida and she always lends a helping hand wherever she is needed.



Youth Player of the Week Zamarion Lawson
(Palmetto Bay Junior Bandits)

Today, Officer Brittany Assam from the Davie Police Department was on hand to present the awards to High School Player of the Week Kevin White and High School Coach of the Week Adam Ratkevich at Western High School.

Each award recipient was presented with a plaque on the field during the Nov. 6 Dolphins home game at Hard Rock Stadium against the N.Y. Jets, and receive acknowledgement of their accomplishment in the game program and through the Dolphins’ and RISE’s social media platforms. They also will receive a pair of tickets to a Miami Dolphins home game and a Dolphins/RISE T-shirt.

As a newly added component of the program and part of the Dolphins/RISE partnership, winners will be empowered to make a difference by participating in a RISE training program where they will learn how to use the unifying power of sport to promote the importance and benefits of unity, equality and inclusiveness as well as address racial tensions their teams, schools and communities might experience.

Awardees also will be encouraged to take a pledge, committing to stand up to racial inequality and share how they plan to affect change by creating a “How I RISE” video message, which will be posted on RISEtoWIN.org.



(L-R) Western HS Athletic Dir. Jermaine Hollis, HSPow Kevin Oliver, Miami Dolphins Youth Programs Coordinator Lousaka Polite, HSCOW Adam Ratkevich, Officer Brittany Assam



Team Mom of the Week Cassandra Figueroa (right)
(Dick Conley Steelers 7U)



MIAMI DOLPHINS IN THE COMMUNITY



The Dolphins partnered with Bank of America for a Rebuilding Together event at a veteran's home

MIAMI DOLPHINS AND BANK OF AMERICA PARTNER IN HONOR OF VETERANS DAY TO REPAIR RETIRED SERVICE MEMBER'S HOME

Opa-Locka, Fla. – In honor of Veterans Day, Miami Dolphins alumnus Lorenzo Hampton and Special Teams powered by AARP Foundation volunteers partnered with Bank of America community volunteers for a Miami-Dade Rebuilding Together project at the home of U.S. Army veteran Joe Reddick. The home was in need of repairs and the work included replacing flooring, interior and exterior painting, replacement of his stove, washer, dryer and landscaping.

"We're pleased to again partner with the Miami Dolphins and Rebuilding Together Miami-Dade to make a difference in the lives of veterans in our community like Mr. Reddick and his family," Bank of America Miami Market President Gene Schaefer said. "From housing to providing access to financial education, wellness programs, recruiting and hiring events, Bank of America is making a difference for our military men and women transitioning back to civilian life."

Joe Reddick, a 65-year-old U.S. Army Veteran, lives with his wife Shonda in their Bunche Park home. Reddick was honorably discharged as a Staff Sergeant after serving 21 years in the Army. While in the Army, he served in the Vietnam War and during parts of the Gulf War. During his time of service, he helped deliver supplies and worked with Mechanized Infantry.

"I served for my country. I love this country and I would gladly do it again," Reddick said. "Today is a real pleasure. The Miami Dolphins are my team. I love the organization and I appreciate what they and Bank of America have done for me."



Veteran Joe Reddick inside his repaired home



Miami Dolphins alumnus Lorenzo Hampton helped repair a veteran's home



DEPTH CHART

| OFFENSE | | | | | | | | |
|---------|-----------|----------------------------|-----------|----------------------------|-----------|---------------------------|-----------|----------------------------|
| POS | NO | NAME (GP/GS) | NO | NAME (GP/GS) | NO | NAME (GP/GS) | NO | NAME (GP/GS) |
| WR | 10 | Kenny Stills (8/8) | | | | | | |
| LT | 76 | Branden Albert (6/6) | | | | | | |
| LG | <u>67</u> | <u>Laremy Tunsil (7/7)</u> | | | | | | |
| C | 51 | Mike Pouncey (4/4) | 65 | Anthony Steen (7/3) | | | | |
| RG | 74 | Jermon Bushrod (8/8) | 60 | Kraig Urbik (8/1) | | | | |
| RT | 70 | Ja'Wuan James (8/8) | 79 | Sam Young (1/0) | | | | |
| TE | 80 | *Dion Sims (6/3) | 48 | MarQueis Gray (8/4) | 85 | Dominique Jones (4/2) | <u>83</u> | <u>Thomas Duarte (1/0)</u> |
| QB | 17 | Ryan Tannehill (8/8) | 8 | Matt Moore (0/0) | | | | |
| RB | 23 | Jay Ajayi (7/4) | 26 | Damien Williams (7/0) | <u>32</u> | <u>Kenyan Drake (8/1)</u> | | |
| WR | 14 | Jarvis Landry (8/8) | <u>19</u> | <u>Jakeem Grant (8/0)</u> | | | | |
| WR | 11 | DeVante Parker (7/3) | <u>88</u> | <u>Leonte Carroo (8/2)</u> | | | | |

| DEFENSE | | | | | | | | |
|---------|-----------|-----------------------------|----|-------------------------|-----------|---------------------------|-----------|------------------------------|
| POS | NO | NAME (GP/GS) | NO | NAME (GP/GS) | NO | NAME (GP/GS) | NO | NAME (GP/GS) |
| DE | 91 | Cameron Wake (8/3) | 50 | Andre Branch (8/3) | 78 | Terrence Fede (3/0) | | |
| DT | 93 | Ndamukong Suh (8/8) | 96 | Leon Orr (3/0) | | | | |
| DT | 97 | Jordan Phillips (8/8) | | | | | | |
| DE | 94 | Mario Williams (8/5) | 98 | Jason Jones (8/5) | 75 | Nick Williams (0/0) | | |
| LB | 56 | Donald Butler (6/2) | 42 | Spencer Paysinger (7/0) | 49 | Zach Vigil (1/0) | | |
| LB | 47 | Kiko Alonso (8/8) | 45 | Mike Hull (8/0) | | | | |
| LB | 53 | Jelani Jenkins (6/5) | 46 | Neville Hewitt (8/2) | | | | |
| CB | 41 | Byron Maxwell (7/7) | 28 | Bobby McCain (8/3) | 29 | Chris Culliver (0/0) | | |
| CB | <u>25</u> | <u>*Xavien Howard (4/4)</u> | 36 | Tony Lippett (8/5) | <u>21</u> | <u>Jordan Lucas (5/0)</u> | <u>40</u> | <u>Lafayette Pitts (0/0)</u> |
| S | 24 | Isa Abdul-Quddus (8/8) | 30 | Bacarri Rambo (1/0) | | | | |
| S | 31 | Michael Thomas (8/4) | 35 | Walt Aikens (7/0) | | | | |



RB KENYAN DRAKE'S 96-YARD KICKOFF RETURN TOUCHDOWN WAS **TIED FOR THE SECOND-LONGEST BY A ROOKIE IN TEAM HISTORY** (1969, MERCURY MORRIS)

| SPECIALISTS | | | | |
|-------------|-----------|---------------------------|-----------|---------------------------|
| POS | NO | NAME | NO | NAME |
| K | 3 | Andrew Franks (8/0) | | |
| P | 4 | Matt Darr (8/0) | | |
| KO | 3 | Andrew Franks (8/0) | | |
| H | 4 | Matt Darr (8/0) | | |
| LS | 92 | John Denney (8/0) | | |
| KOR | <u>19</u> | <u>Jakeem Grant (8/0)</u> | <u>32</u> | <u>Kenyan Drake (8/1)</u> |
| PR | 14 | Jarvis Landry (8/8) | <u>19</u> | <u>Jakeem Grant (8/0)</u> |

*Underlined players are rookies
* Did not play last week due to injury*



PROJECTED CONTRIBUTORS: OFFENSE

QB 17



RYAN TANNEHILL | 6-4 | 216 | TEXAS A&M

- **LAST GAME:** vs. N.Y. Jets (11/6): 17-of-28 (60.7 pct.), 149 yds., 1 TD.
- His 7.8 yards per attempt this year is a career high and No. 7 in the NFL.
- Has completed a 50-plus yard pass in five of the team's seven games this season - a career-high and tied for the most of any NFL QB.

RB 23



JAY AJAYI | 6-0 | 229 | BOISE STATE

- **LAST GAME:** vs. N.Y. Jets (11/6): 24 att., 111 yds., 1 TD.
- One of four NFL players to ever rush for 200 yards in consecutive games.
- Has posted three straight 100-yard rushing performances.
- Leads the NFL with 6.0 yards per carry.

WR 14



JARVIS LANDRY | 5-11 | 206 | LSU

- **LAST GAME:** vs. N.Y. Jets (11/6): 3 rec., 33 yds. (11.0 avg.).
- Tied for eighth in the NFL with 49 receptions this season.
- 12th in the NFL with 605 receiving yards.
- Owns two of the franchise's top five single-season reception marks.

WR 10



KENNY STILLS | 6-0 | 195 | OKLAHOMA

- **LAST GAME:** vs. N.Y. Jets (11/6): 1 rec. for 11 yards., left early due to illness
- Caught a 66-yard touchdown to essentially seal the win vs. Buffalo in W7.
- Averages 16.8 yards per reception since entering the NFL in 2013, the sixth-best mark in the NFL in that span.

WR 11



DeVANTE PARKER | 6-3 | 212 | LOUISVILLE

- **LAST GAME:** vs. N.Y. Jets (11/6): 2 rec. for 8 yds. (4.0 avg.).
- Averages 15.6 yards per reception in his career.
- Has two 100-yard receiving performances in his two-year NFL career, both coming against New England (1/3/16 and 9/18/16).

TE 80



DION SIMS | 6-4 | 271 | MICHIGAN STATE

- **LAST GAME:** vs. N.Y. Jets (11/6): Inactive due to injury.
- Made first start of the 2015 season in Week 4 at Cincinnati.
- Posted his best season in 2014 with career highs in receptions (24), receiving yards (284) and receiving TDs (2).

LT 76



BRANDEN ALBERT | 6-5 | 314 | VIRGINIA

- **LAST GAME:** vs. N.Y. Jets (11/6): Started at left tackle.
- Has only been penalized twice in 2016.
- Has played in 114 career games with 112 starts.
- Two-time Pro Bowl selection (2013, 2015).

LG 67



LAREMY TUNSIL | 6-5 | 316 | MISSISSIPPI

- **LAST GAME:** vs. N.Y. Jets (11/6): Started at left guard.
- Became first player in team history to start at least one game at both guard and tackle in his rookie season.
- Played LT his entire collegiate career before moving to G this year.

C 51



MIKE POUNCEY | 6-5 | 299 | FLORIDA

- **LAST GAME:** vs. N.Y. Jets (11/6): Started at center
- Missed first four games due to injury but returned on Oct. 9 vs. Tenn.
- Has blocked for a 100-yard rusher in three of his four games played this year.
- Three-time Pro Bowl selection (2013-15).

RG 74



JERMON BUSHROD | 6-5 | 320 | TOWSON

- **LAST GAME:** vs. N.Y. Jets (11/6): Started at right guard.
- Played in 116 career games with 104 starts.
- Has played left tackle his entire career until moving to right guard this year.
- Two-time Pro Bowl selection (2011 and 2012).

RT 70



JA'WAN JAMES | 6-6 | 307 | TENNESSEE

- **LAST GAME:** vs. N.Y. Jets (11/6): Started at right tackle.
- Has started every game at right tackle for the Dolphins this season.
- Has not allowed a penalty or sack in the past two games.
- Was a first-round pick (19th overall) by Miami in the 2014 NFL draft.

DAMIEN WILLIAMS | 5-11 | 228

RB 26



- Had seven touches for 49 yards from scrimmage last week vs. N.Y. Jets (11/6).
- Is fourth on the team in receiving with 11 rec. for 137 yards (12.5 avg.) and 1 TD this season.
- Also has 21 carries for 93 yards (4.4 avg.).

KENYAN DRAKE | 6-1 | 216

RB 32



- Scored game-winning TD on a 96-yard kickoff return in 4Q vs. N.Y. Jets (11/6)
- Third-round pick (73rd overall) by Miami in the 2016 NFL Draft.
- Played in 42 career games at Alabama.

LEONTE CARROO | 6-1 | 217

WR 88



- Caught two passes for 14 yards (7.0 avg.) in his first NFL start in Week 1 at Seattle.
- Selected in the third round (86th overall) of the 2016 NFL draft by Miami.
- Rutgers all-time career leader with 29 receiving TDs.

JAKEEM GRANT | 5-7 | 172

WR 19



- Posted seventh-longest punt return by a rookie in team history with a 74-yard TD in Week 5 vs. Tennessee.
- Sixth-round pick (186th overall) in the 2016 NFL draft.
- All-time leading receiver in Texas Tech history (3,289 yards).

MARQUEIS GRAY | 6-4 | 255

TE 48



- Posted a career high with 81 receiving yards on 3 catches in Week 6 vs. Pittsburgh.
- Has played in 37 career games with 11 starts for Cleveland (2013), Minnesota (2014), Buffalo (2014-15) and Miami (2016).

DOMINIQUE JONES | 6-3 | 275

TE 85



- Has caught a career-high 6 receptions for 54 yards (9.0 avg.) this season.
- Scored his first career TD last week vs. N.Y. Jets (11/6).
- Signed by the Dolphins on Oct. 3, 2016.

THOMAS DUARTE | 6-2 | 241

TE 83



- Made his NFL debut last week vs. N.Y. Jets (11/6).
- Was a collegiate receiver at UCLA before Dolphins moved him to TE.
- Seventh-round pick (231st overall) by the Dolphins in the 2016 NFL Draft.

MATT MOORE | 6-3 | 225

QB 8



- Ranks No. 4 in team history in career passer rating (84.9).
- Is fourth among Dolphins all-time career completion percentage leaders (59.9).
- Has played in 41 career games with 25 starts.



PROJECTED CONTRIBUTORS: DEFENSE

| | | | |
|-------|---|--|---|
| DE 91 |  | CAMERON WAKE 6-3 263 PENN STATE <ul style="list-style-type: none"> • LAST GAME: vs. N.Y. Jets (11/6): Four solo tackles, 2 sacks, 2 FF. • Second in Dolphins history with 75.0 career sacks. • Third in NFL history in most sacks by undrafted players (75.0). • Four-time Pro Bowl selection (2010, 2012-14). | JASON JONES 6-5 278  DE 98 <ul style="list-style-type: none"> • Fourth on team with 2.5 sacks. • In his ninth NFL season with 103 games played and 71 career starts. • Has 30.5 career sacks. • Played last three seasons (2013-15) in Detroit. |
| DT 93 |  | NDAMUKONG SUH 6-4 305 NEBRASKA <ul style="list-style-type: none"> • LAST GAME: vs. N.Y. Jets (11/6): 5 tackles (4 solo), 1 sack, 1 PD. • Tied for most sacks by an NFL defensive tackle since 2010 (46.5). • Most stuffs by an NFL defensive tackle since 2010 (45.5). • Four-time Pro Bowl selection (2010, 2012-14). | ANDRE BRANCH 6-5 263  DE 50 <ul style="list-style-type: none"> • Totaled a season-high 1.5 sacks (all in the first quarter) in Week 6 vs. Pittsburgh. • Played first four years (2012-15) of his NFL career in Jacksonville. • Has 59 career games played, 15 starts and 17.0 sacks. |
| DT 97 |  | JORDAN PHILLIPS 6-6 335 OKLAHOMA <ul style="list-style-type: none"> • LAST GAME: vs. N.Y. Jets (11/6): 1 solo tackle, 1 INT, 1 PD. • Intercepted N.Y. Jets QB Ryan Fitzpatrick last week in the third quarter. • Pressured QB Ben Roethlisberger on an interception in Week 6. • His penetration caused QB Russell Wilson to fumble in 4th quarter in Week 1. | SPENCER PAYSINGER 6-2 243  LB 42 <ul style="list-style-type: none"> • Played in 21 games over the past two seasons (2015-16) with Miami. • Tied for the team lead with 5 solo stops in the Week 9 win vs. N.Y. Jets. • Has played in 83 career games with 14 starts. |
| DE 94 |  | MARIO WILLIAMS 6-6 300 NC STATE <ul style="list-style-type: none"> • LAST GAME: vs. N.Y. Jets (11/6): Played but did not record stats. • Fourth in NFL in sacks since he entered the league in 2006 (97.0). • Signed by the Dolphins on March 9, 2016. • Four-time Pro Bowl selection (2008-09, 2013-14). | NEVILLE HEWITT 6-2 232  LB 46 <ul style="list-style-type: none"> • Played in all 24 games since joining the Dolphins as an undrafted college free agent in 2015. • Started his fourth career game in Week 5 vs. Tenn. • Totaled 52 tackles (35 solo) in 24 career games played. |
| LB 56 |  | DONALD BUTLER 6-1 242 WASHINGTON <ul style="list-style-type: none"> • LAST GAME: vs. N.Y. Jets (11/6): 1 solo tackle. • Played five seasons with San Diego (2011-15) and totaled 71 games played, 62 starts and 370 tackles there. • Signed by the Dolphins on Sept. 14, 2016. | BOBBY McCAIN 5-11 192  CB 28 <ul style="list-style-type: none"> • Intercepted N.Y. Jets QB Ryan Fitzpatrick in the end zone in Week 9. • Primarily a nickel/slot cornerback. • Played in all 24 games of his NFL career with seven starts. |
| LB 47 |  | KIKO ALONSO 6-3 239 OREGON <ul style="list-style-type: none"> • LAST GAME: vs. N.Y. Jets (11/6): 5 solo tackles, 2 PD. • Eighth in the AFC with 67 total tackles (39 solo). • Tied for the NFL lead with two fumble recoveries. • Traded to Miami along with Byron Maxwell from Phil. on March 9, 2016. | TONY LIPPETT 6-3 194  CB 36 <ul style="list-style-type: none"> • Has started five straight games at CB for Miami and posted 25 tackles and 2 PD in those games. • Was primarily a wide receiver in college, starting 27 games. |
| LB 53 |  | JELANI JENKINS 6-0 240 FLORIDA <ul style="list-style-type: none"> • LAST GAME: vs. N.Y. Jets (11/6): 3 solo tackles including one for loss. • Has played in 50 games with 32 starts in his four-year Dolphins career. • Made his 200th career tackle in the first quarter in Week 2 at NE. Now has 210 career stops. | BACARRI RAMBO 6-0 211  S 30 <ul style="list-style-type: none"> • Signed by the Dolphins on Oct. 26, 2016. • Made one solo stop in his Dolphins debut vs. N.Y. Jets in Week 9. • Totaled 33 games played and 11 starts in his career for Washington (2013-14), Buffalo (2014-15) and Miami (2016). |
| CB 41 |  | BYRON MAXWELL 6-1 203 CLEMSON <ul style="list-style-type: none"> • LAST GAME: vs. N.Y. Jets (11/6): 4 tackles (3 solo). • Had career-high 4 PD against Pittsburgh WR Antonio Brown in Week 6. • Has 44 passes defended in 68 career games played. • Traded to Miami along with Kiko Alonso from Phil. on March 9, 2016. | WALT AIKENS 6-1 218  S 35 <ul style="list-style-type: none"> • Has played in 38 games with four starts for the Dolphins in his three-year (2014-16) career. • Is a core special teams player for the Dolphins. • Third on the team with 4 special teams tackles. |
| CB 25 |  | XAVIEN HOWARD 6-1 198 BAYLOR <ul style="list-style-type: none"> • LAST GAME: vs. N.Y. Jets (11/6): Inactive due to injury. • Was tied for second among NFL rookies in total tackles (28) before he was injured in Week 4. • Became first Dolphins rookie CB since 2009 (Sean Smith) to start Week 1. | |
| S 24 |  | ISA ABDUL-QUDDUS 6-1 196 FORDHAM <ul style="list-style-type: none"> • LAST GAME: vs. N.Y. Jets (11/6): 4 tackles (2 solo). • Has played in 39 consecutive games (Detroit 2014-15, Miami 2016). • Leads the team with two interceptions this season. • Signed by the Dolphins as an unrestricted free agent on March 11, 2016. | |
| S 31 |  | MICHAEL THOMAS 5-11 193 STANFORD <ul style="list-style-type: none"> • LAST GAME: vs. N.Y. Jets (11/6): 1 solo tackle and 1 QBH. • Recorded his first career sack with a strip-sack of QB Jacoby Brissett in Week 2 at NE. • Leads the team with 10 special teams tackles. | |



2016 MIAMI DOLPHINS TRANSACTIONS (as of November 8, 2016)

| DATE | POS. | PLAYER/COACH | TRANSACTION | DATE | POS. | PLAYER/COACH | TRANSACTION |
|---------|------|-------------------|---|----------|------|-----------------------|---|
| Jan. 4 | | Chris Grier | Named General Manager | March 9 | LB | Kiko Alonso | Acquired by Miami in Trade (Phi.) |
| Jan. 6 | RB | Jahwan Edwards | Signed to futures contract | March 9 | CB | Byron Maxwell | Acquired by Miami in Trade (Phi.) |
| Jan. 6 | WR | Robert Herron | Signed to futures contract | March 10 | S | Isa Abdul-Quddus | Signed as UFA (Det.) |
| Jan. 6 | LB | Terrell Manning | Signed to futures contract | March 10 | T | Sam Young | Signed as UFA (Jac.) |
| Jan. 6 | G | Vinston Painter | Signed to futures contract | March 10 | LB | James-Michael Johnson | Re-Signed |
| Jan. 6 | G | Anthony Steen | Signed to futures contract | March 10 | C/G | Jacques McClendon | Re-Signed |
| Jan. 6 | CB | Dax Swanson | Signed to futures contract | March 10 | RB | C.J. Anderson | Signed to RFA Offer Sheet (Den.) |
| Jan. 6 | DE | Julius Warmsley | Signed to futures contract | March 10 | CB | Byron Maxwell | Restructured Contract |
| Jan. 6 | DE | Jordan Williams | Signed to futures contract | March 11 | G/T | Jermon Bushrod | Signed as FA |
| Jan. 7 | WR | Tyler Davis | Signed to futures contract | March 16 | QB | Matt Moore | Re-Signed |
| Jan. 8 | DB | Damarr Aultman | Signed to futures contract | March 16 | DE | Andre Branch | Signed as UFA (Jac.) |
| Jan. 9 | | Adam Gase | Named Head Coach | March 18 | | Jim Washburn | Named Senior Defensive Assistant/Pass Rush Specialist |
| Jan. 12 | | Vance Joseph | Named Defensive Coordinator | March 18 | WR | Griff Whalen | Signed as FA |
| Jan. 12 | | Matt Burke | Named Linebackers Coach | March 22 | C/G | Kraig Urbik | Signed as FA |
| Jan. 12 | | Shane Day | Named Tight Ends Coach | March 31 | LB | Spencer Paysinger | Re-Signed |
| Jan. 12 | | Chris Foerster | Named Offensive Line Coach | March 31 | TE | MarQueis Gray | Signed as FA |
| Jan. 12 | | Shawn Jefferson | Named Wide Receivers Coach | March 31 | RB | Isaiah Pead | Signed as FA |
| Jan. 12 | | Eric Stokes | Named Senior Personnel Executive | March 31 | RB | Daniel Thomas | Signed as FA |
| Jan. 14 | DT | Charles Tuauu | Signed to futures contract | April 5 | CB | Ifo Ekpre-Olomu | Acquired from waivers (Cle.) |
| Jan. 19 | QB | Zac Dysert | Signed to futures contract | April 18 | DT | Chris Jones | Acquired from waivers (N.E.) |
| Jan. 19 | TE | Dominique Jones | Signed to futures contract | April 28 | DB | Damarr Aultman | Waived |
| Jan. 20 | | Clyde Christensen | Named Offensive Coordinator | April 28 | WR | Tyler Davis | Waived |
| Jan. 20 | | Bo Hardegree | Named Quarterbacks Coach | April 28 | WR | Robert Herron | Waived |
| Jan. 20 | | Jeremiah Washburn | Named Assistant Offensive Line Coach | April 28 | DT | Robert Thomas II | Waived |
| Jan. 25 | | Blue Adams | Named Football Research Analyst | April 28 | LB | Terrell Manning | Terminated contract |
| Jan. 25 | | Lou Anarumo | Named Defensive Backs Coach | April 28 | G/T | Laremy Tunsil | Selected in NFL draft - D1, '16 |
| Jan. 25 | | Jim Arthur | Named Assistant Strength and Conditioning Coach | April 29 | CB | Xavien Howard | Selected in NFL draft - D2, '16 |
| Jan. 25 | | Danny Barrett | Named Running Backs Coach | April 29 | RB | Kenyan Drake | Selected in NFL draft - D3a, '16 |
| Jan. 25 | | Charlie Bullen | Named Assistant Linebackers Coach | April 29 | WR | Leonte Carroo | Selected in NFL draft - D3b, '16 |
| Jan. 25 | | Ben Johnson | Named Assistant Wide Receivers Coach | April 30 | WR | Jakeem Grant | Selected in NFL draft - D6a, '16 |
| Jan. 25 | | Chris Kuper | Named Offensive Quality Control | April 30 | CB | Jordan Lucas | Selected in NFL draft - D6b, '16 |
| Jan. 25 | | Rusty McKinney | Named Defensive Quality Control | April 30 | QB | Brandon Doughty | Selected in NFL draft - D7a, '16 |
| Jan. 25 | | Ken O'Keefe | Named Senior Football Research Analyst | April 30 | TE | Thomas Duarte | Selected in NFL draft - D7b, '16 |
| Jan. 25 | | Dave Puloka | Named Head Strength and Conditioning Coach | April 30 | CB | Jamar Taylor | Traded (Cle.) |
| Jan. 25 | | Ted Rath | Named Assistant Strength and Conditioning Coach | May 2 | RB | Jahwan Edwards | Waived |
| Jan. 28 | WR | Tyler Murphy | Signed to futures contract | May 2 | WR | Christian Jones | Waived |
| Feb. 8 | T | Jason Fox | Waived | May 2 | DE | Damontre Moore | Waived |
| Feb. 12 | | Daronte Jones | Named Assistant Defensive Backs Coach | May 6 | LB | Akil Blount | Signed as Undrafted College Free Agent |
| Feb. 12 | | Eric Stokes | Parted ways | May 6 | LB | James Burgess | Signed as Undrafted College Free Agent |
| Feb. 12 | DE | Quinton Coples | Terminated contract | May 6 | C/G | Ruben Carter | Signed as Undrafted College Free Agent |
| Feb. 12 | CB | Brice McCain | Terminated contract | May 6 | LS | Ryan DiSalvo | Signed as Undrafted College Free Agent |
| Feb. 19 | CB | Chimdi Chekwa | Signed as FA | May 6 | LB | Tyler Gray | Signed as Undrafted College Free Agent |
| Feb. 19 | WR | A.J. Cruz | Signed as FA | May 6 | S | A.J. Hendy | Signed as Undrafted College Free Agent |
| Feb. 23 | CB | Dax Swanson | Waived | May 6 | TE | Gabe Hughes | Signed as Undrafted College Free Agent |
| Feb. 29 | DE | Cleyon Laing | Signed as FA | May 6 | DE | Farrington Huguenin | Signed as Undrafted College Free Agent |
| March 1 | DE | Olivier Vernon | Placed Transition Tag | May 6 | K | Marshall Koehn | Signed as Undrafted College Free Agent |
| March 5 | DT | Ndamukong Suh | Restructured Contract | May 6 | CB | Lafayette Pitts | Signed as Undrafted College Free Agent |
| March 5 | LB | Koa Misi | Restructured Contract | May 6 | WR | Rashawn Scott | Signed as Undrafted College Free Agent |
| March 5 | S | Shamiel Gary | Placed Exclusive Rights Tender | May 6 | WR | Brandon Shippen | Signed as Undrafted College Free Agent |
| March 5 | WR | Matt Hazel | Placed Exclusive Rights Tender | May 7 | DE | Cameron Wake | Signed Contract Extension |
| March 5 | T | Ulrick John | Placed Exclusive Rights Tender | May 16 | DE | Jason Jones | Signed as FA |
| March 5 | CB | Tyler Patmon | Placed Exclusive Rights Tender | June 16 | QB | Logan Thomas | Waived |
| March 5 | TE | Jake Stoneburner | Placed Exclusive Rights Tender | June 16 | DT | Charles Tuauu | Waived |
| March 5 | S | Michael Thomas | Placed Exclusive Rights Tender | July 18 | RB | Arian Foster | Signed as FA |
| March 5 | WR | Greg Jennings | Released | July 29 | CB | Xavien Howard | Placed on Physically Unable to Perform List |
| March 8 | TE | Jordan Cameron | Restructured Contract | July 29 | CB | Bobby McCain | Placed on Physically Unable to Perform List |
| March 8 | DT | Robert Thomas II | Restructured Contract | July 29 | RB | Arian Foster | Placed on Physically Unable to Perform List |
| March 8 | WR | Christian Jones | Signed as FA | July 29 | RB | Damien Williams | Placed on Physically Unable to Perform List |
| March 8 | DE | Mario Williams | Signed as FA | July 29 | LB | Zach Vigil | Placed on Active/Non-Football Injury List |
| March 9 | DE | Olivier Vernon | Withdrawn Transition Tag | July 29 | DE | Dion Jordan | Conditionally reinstated by NFL |
| March 9 | CB | Brent Grimes | Released | July 30 | CB | Bobby McCain | Activated from Physically Unable to Perform List |



2016 MIAMI DOLPHINS TRANSACTIONS (as of November 8, 2016)

| DATE | POS. | PLAYER/COACH | TRANSACTION | DATE | POS. | PLAYER/COACH | TRANSACTION |
|---------|------|----------------------|---|----------|------|-----------------|--|
| July 30 | CB | Rashaan Melvin | Signed as FA | Sept. 4 | S | A.J. Hendy | Signed to practice squad |
| July 30 | TE | Jake Stoneburner | Waived | Sept. 4 | T | Ulrick John | Signed to practice squad |
| July 31 | CB | Brandon Harris | Signed as FA | Sept. 4 | DE | Cleyon Laing | Signed to practice squad |
| July 31 | CB | Tyler Patmon | Waived | Sept. 4 | CB | Lafayette Pitts | Signed to practice squad |
| July 31 | RB | Arian Foster | Activated from Physically Unable to Perform List | Sept. 4 | WR | Rashawn Scott | Signed to practice squad |
| July 31 | DE | Dion Jordan | Placed on Active/Non-Football Injury List | Sept. 4 | DE | Jordan Williams | Signed to practice squad |
| Aug. 2 | RB | Damien Williams | Activated from Physically Unable to Perform List | Sept. 6 | LB | Brandon Watts | Signed to practice squad |
| Aug. 3 | LB | Danny Lansanah | Signed as FA | Sept. 13 | LB | James Burgess | Released from practice squad |
| Aug. 3 | WR | Tyler Murphy | Waived/Injured | Sept. 13 | LB | Donald Butler | Signed as FA |
| Aug. 6 | WR | Tyler Murphy | Reached an injury settlement | Sept. 13 | DT | Earl Mitchell | Placed on Reserve/Injured List |
| Aug. 8 | CB | Al Louis-Jean | Signed as FA | Sept. 14 | QB | Brandon Doughty | Waived |
| Aug. 8 | CB | Ifo Ekpre-Olomu | Waived/Injured | Sept. 14 | DT | Chris Jones | Signed as FA |
| Aug. 9 | CB | Ifo Ekpre-Olomu | Placed on Reserve/Injured List | Sept. 15 | QB | Brandon Doughty | Signed to practice squad |
| Aug. 10 | CB | Chris Culliver | Signed as FA | Sept. 20 | DE | Jordan Williams | Released from practice squad |
| Aug. 10 | CB | Chris Culliver | Placed on Physically Unable to Perform List | Sept. 20 | DT | Leon Orr | Signed to practice squad |
| Aug. 10 | C/G | Jacques McClendon | Released | Sept. 28 | WR | Justin Hunter | Waived |
| Aug. 10 | LB | Danny Lansanah | Released | Sept. 29 | G | Jamil Douglas | Signed to Active Roster from Practice Squad |
| Aug. 15 | DE | Cedric Reed | Signed as FA | Sept. 30 | G | Jamil Douglas | Waived |
| Aug. 16 | DE | Farrington Huguenin | Waived/Injured | Oct. 3 | TE | Dominique Jones | Signed as FA |
| Aug. 18 | CB | Xavien Howard | Activated from Physically Unable to Perform List | Oct. 4 | G | Jamil Douglas | Signed to practice squad |
| Aug. 27 | LB | Akil Blount | Waived | Oct. 8 | T | Ulrick John | Released off Practice Squad (Arizona) |
| Aug. 27 | C/G | Ruben Carter | Waived | Oct. 10 | CB | Bené Benwikere | Acquired from waivers (Car.) |
| Aug. 27 | WR | A.J. Cruz | Waived | Oct. 10 | LB | Koa Misi | Placed on Reserve/Injured List |
| Aug. 27 | LS | Ryan DiSalvo | Waived | Oct. 11 | CB | Chimdi Chekwa | Signed as FA |
| Aug. 27 | WR | Matt Hazel | Waived | Oct. 11 | T | Sam Young | Signed as FA |
| Aug. 27 | TE | Gabe Hughes | Waived | Oct. 11 | RB | Isaiah Pead | Released |
| Aug. 27 | K | Marshall Koehn | Waived | Oct. 11 | G/T | Billy Turner | Waived |
| Aug. 27 | CB | Al Louis-Jean | Waived | Oct. 11 | G | Dallas Thomas | Waived |
| Aug. 27 | G | Vinston Painter | Waived | Oct. 11 | G | Jamil Douglas | Released from practice squad |
| Aug. 27 | WR | Brandon Shippen | Waived | Oct. 11 | C | Jake Brendel | Signed to practice squad |
| Aug. 27 | CB | Brandon Harris | Released | Oct. 11 | T | Terry Poole | Signed to practice squad |
| Aug. 29 | DE | Chris McCain | Traded (N.O.) | Oct. 12 | DT | Leon Orr | Signed to Active Roster from Practice Squad |
| Aug. 30 | DE | Dion Jordan | Placed on Reserve/Non-Football Injury List | Oct. 12 | RB | Seniorise Perry | Signed to practice squad |
| Aug. 30 | LB | Zach Vigil | Placed on Reserve/Non-Football Injury List | Oct. 19 | S | Reshad Jones | Placed on Reserve/Injured List |
| Sept. 3 | LB | James Burgess | Waived | Oct. 19 | DE | Nick Williams | Acquired from waivers (K.C.) |
| Sept. 3 | DT | Deandre Coleman | Waived | Oct. 24 | RB | Arian Foster | Placed on Reserve/Retired List |
| Sept. 3 | G | Jamil Douglas | Waived | Oct. 25 | S | Bacarri Rambo | Signed as FA |
| Sept. 3 | TE | Thomas Duarte | Waived | Oct. 26 | DE | Julius Warmsley | Waived |
| Sept. 3 | QB | Zac Dysert | Waived | Oct. 31 | DE | Julius Warmsley | Signed to practice squad |
| Sept. 3 | S | Shamiel Gary | Waived | Oct. 31 | DE | Cleyon Laing | Released from practice squad |
| Sept. 3 | LB | Tyler Gray | Waived | Nov. 5 | TE | Jordan Cameron | Placed on Reserve/Injured List |
| Sept. 3 | S | A.J. Hendy | Waived | Nov. 5 | LB | Zach Vigil | Activated from Reserve/Non-Football Injury List |
| Sept. 3 | T | Ulrick John | Waived | Nov. 5 | TE | Thomas Duarte | Signed to Active Roster from Practice Squad |
| Sept. 3 | DT | Chris Jones | Waived | Nov. 7 | DT | Chris Jones | Waived |
| Sept. 3 | DE | Cleyon Laing | Waived | Nov. 7 | CB | Chimdi Chekwa | Waived/Injured |
| Sept. 3 | CB | Rashaan Melvin | Waived | Nov. 7 | CB | Chris Culliver | Activated from Reserve/Physically Unable to Perform List |
| Sept. 3 | CB | Lafayette Pitts | Waived | Nov. 7 | CB | Lafayette Pitts | Signed to Active Roster from Practice Squad |
| Sept. 3 | DE | Cedric Reed | Waived | Nov. 8 | CB | Bené Benwikere | Waived |
| Sept. 3 | WR | Rashawn Scott | Waived | Nov. 8 | RB | Storm Johnson | Signed to practice squad |
| Sept. 3 | DE | Jordan Williams | Waived | | | | |
| Sept. 3 | CB | Chimdi Chekwa | Released | | | | |
| Sept. 3 | LB | JamesMichael Johnson | Released | | | | |
| Sept. 3 | TE | Dominique Jones | Released | | | | |
| Sept. 3 | RB | Daniel Thomas | Released | | | | |
| Sept. 3 | T | Sam Young | Released | | | | |
| Sept. 3 | CB | Chris Culliver | Placed on Reserve/Physically Unable To Perform List | | | | |
| Sept. 4 | WR | Justin Hunter | Acquired from waivers (Ten.) | | | | |
| Sept. 4 | WR | Griff Whalen | Released | | | | |
| Sept. 4 | LB | James Burgess | Signed to practice squad | | | | |
| Sept. 4 | G | Jamil Douglas | Signed to practice squad | | | | |
| Sept. 4 | TE | Thomas Duarte | Signed to practice squad | | | | |



2016 MIAMI DOLPHINS NUMERICAL ROSTER

(as of November 8, 2016 - visit Dolphins.com for most up-to-date roster)

| No. | Name | Pos. | Ht. | Wt. | Birthdate | Exp. | College | Hometown | How Acq. | Date Placed |
|------------------------------------|-------------------|------|------|-----|-----------|------|--------------------------|------------------------|------------------|-------------|
| 3 | Andrew Franks | K | 6-1 | 202 | 1/11/93 | 2 | RPI '15 | Carmel, Calif. | FA, '15 | |
| 4 | Matt Darr | P | 6-1 | 214 | 7/2/92 | 2 | Tennessee '15 | Bakersfield, Calif. | FA, '15 | |
| 8 | Matt Moore | QB | 6-3 | 225 | 8/9/84 | 9 | Oregon State '07 | Newhall, Calif. | UFA, '11 (Car.) | |
| 10 | Kenny Stills | WR | 6-0 | 195 | 4/22/92 | 4 | Oklahoma '13 | Carlsbad, Calif. | T, 2015 (N.O.) | |
| 11 | DeVante Parker | WR | 6-3 | 212 | 1/20/93 | 2 | Louisville '15 | Louisville, Ky. | D1, '15 | |
| 14 | Jarvis Landry | WR | 5-11 | 206 | 11/28/92 | 3 | LSU '14 | Lutcher, La. | D2, '14 | |
| 17 | Ryan Tannehill | QB | 6-4 | 216 | 7/27/88 | 5 | Texas A&M '12 | Big Spring, Texas | D1, '12 | |
| 19 | Jakeem Grant | WR | 5-7 | 172 | 10/30/92 | R | Texas Tech '16 | Mesquite, Texas | D6a, '16 | |
| 21 | Jordan Lucas | CB | 6-0 | 204 | 8/2/93 | R | Penn State '16 | New Rochelle, N.Y. | D6b, '16 | |
| 23 | Jay Ajayi | RB | 6-0 | 229 | 6/15/93 | 2 | Boise State '15 | Plano, Texas | D5b, '15 | |
| 24 | Isa Abdul-Quddus | S | 6-1 | 196 | 8/3/89 | 6 | Fordham '11 | Union, N.J. | UFA, '16 (Det.) | |
| 25 | Xavien Howard | CB | 6-1 | 198 | 7/4/93 | R | Baylor '16 | Houston, Texas | D2, '16 | |
| 26 | Damien Williams | RB | 5-11 | 228 | 4/3/92 | 3 | Oklahoma '14 | San Diego, Calif. | FA, '14 | |
| 28 | Bobby McCain | CB | 5-11 | 192 | 8/18/93 | 2 | Memphis '15 | Oxford, Ala. | D5a, '15 | |
| 29 | Chris Culliver | CB | 6-0 | 199 | 8/17/88 | 6 | South Carolina '11 | Philadelphia, Pa. | FA, '16 | |
| 30 | Bacarri Rambo | S | 6-0 | 211 | 6/27/90 | 4 | Georgia '13 | Donalsonville, Ga | FA, '16 | |
| 31 | Michael Thomas | S | 5-11 | 193 | 3/17/90 | 4 | Stanford '12 | Houston, Texas | FA, '13 | |
| 32 | Kenyan Drake | RB | 6-1 | 216 | 1/26/94 | R | Alabama '16 | Powder Springs, Ga. | D3a, '16 | |
| 35 | Walt Aikens | S | 6-1 | 218 | 6/19/91 | 3 | Liberty '14 | Charlotte, N.C. | D4, '14 | |
| 36 | Tony Lippett | CB | 6-3 | 194 | 7/2/92 | 2 | Michigan State '15 | Detroit, Mich. | D5d, '15 | |
| 40 | Lafayette Pitts | CB | 5-11 | 196 | 9/24/92 | R | Pittsburgh '16 | Duquesne, Pa. | FA, '16 | |
| 41 | Byron Maxwell | CB | 6-1 | 203 | 2/23/88 | 6 | Clemson '11 | North Charleston, S.C. | T, 2016 (Phi.) | |
| 42 | Spencer Paysinger | LB | 6-2 | 249 | 6/28/88 | 6 | Oregon '11 | Los Angeles, Calif. | UFA, '15 (NYG) | |
| 45 | Mike Hull | LB | 6-0 | 233 | 5/25/91 | 1 | Penn State '15 | Canonsburg, Pa. | FA, '15 | |
| 46 | Neville Hewitt | LB | 6-2 | 232 | 4/6/93 | 2 | Marshall '15 | Conyers, Ga. | FA, '15 | |
| 47 | Kiko Alonso | LB | 6-3 | 239 | 8/14/90 | 4 | Oregon '13 | Los Gatos, Calif. | T, 2016 (Phi.) | |
| 48 | MarQueis Gray | TE | 6-4 | 255 | 11/7/89 | 4 | Minnesota '13 | Indianapolis, Ind. | FA, '16 | |
| 49 | Zach Vigil | LB | 6-2 | 240 | 3/28/91 | 2 | Utah State '15 | Clearfield, Utah | FA, '15 | |
| 50 | Andre Branch | DE | 6-5 | 263 | 7/14/89 | 5 | Clemson '12 | Richmond, Va. | UFA, '16 (Jac.) | |
| 51 | Mike Pouncey | C | 6-5 | 299 | 7/24/89 | 6 | Florida '11 | Lakeland, Fla. | D1, '11 | |
| 53 | Jelani Jenkins | LB | 6-0 | 240 | 3/13/92 | 4 | Florida '13 | Olney, Md. | D4a, '13 | |
| 56 | Donald Butler | LB | 6-1 | 242 | 10/17/88 | 6 | Washington '10 | Sacramento, Calif. | FA, '16 | |
| 60 | Kraig Urbik | C/G | 6-5 | 334 | 9/23/85 | 8 | Wisconsin '09 | Hudson, Wis. | FA, '16 | |
| 65 | Anthony Steen | C/G | 6-3 | 313 | 5/9/90 | 1 | Alabama '14 | Clarksdale, Miss. | FA, '16 | |
| 67 | Laremy Tunsil | G/T | 6-5 | 316 | 8/2/94 | R | Mississippi '16 | Lake City, Fla. | D1, '16 | |
| 70 | Ja'Wuan James | T | 6-6 | 307 | 6/3/92 | 3 | Tennessee '14 | Suwannee, Ga. | D1, '14 | |
| 74 | Jermon Bushrod | G/T | 6-5 | 320 | 8/19/84 | 10 | Towson '07 | Fredericksburg, Va. | FA, '16 | |
| 75 | Nick Williams | DE | 6-4 | 309 | 2/21/90 | 3 | Samford '13 | Birmingham, Ala. | Wai., '16 (K.C.) | |
| 76 | Branden Albert | T | 6-5 | 314 | 11/4/84 | 9 | Virginia '08 | Glen Burnie, Md. | UFA, '14 (K.C.) | |
| 78 | Terrence Fede | DE | 6-4 | 267 | 11/19/91 | 3 | Marist '14 | Nyack, N.Y. | D7, '14 | |
| 79 | Sam Young | T | 6-8 | 315 | 6/24/87 | 7 | Notre Dame '10 | Coral Springs, Fla. | FA, '16 | |
| 80 | Dion Sims | TE | 6-4 | 271 | 2/18/91 | 4 | Michigan State '13 | Detroit, Mich. | D4b, '13 | |
| 83 | Thomas Duarte | TE | 6-2 | 241 | 3/30/95 | R | UCLA '16 | Fullerton, Calif. | D7b, '16 | |
| 85 | Dominique Jones | TE | 6-3 | 275 | 8/15/87 | 3 | Shepherd '11 | San Diego, Calif. | FA, '16 | |
| 88 | Leonte Carroo | WR | 6-1 | 217 | 1/24/94 | R | Rutgers '16 | Edison, N.J. | D3b, '16 | |
| 91 | Cameron Wake | DE | 6-3 | 263 | 1/30/82 | 8 | Penn State '05 | Hyattsville, Md. | FA, '09 | |
| 92 | John Denney | LS | 6-5 | 242 | 12/13/78 | 12 | Brigham Young '05 | Thornton, Colo. | FA, '05 | |
| 93 | Ndamukong Suh | DT | 6-4 | 305 | 1/6/87 | 7 | Nebraska '10 | Portland, Oregon | UFA '15 (Det.) | |
| 94 | Mario Williams | DE | 6-6 | 300 | 1/31/85 | 11 | North Carolina State '06 | Richlands, N.C. | FA, '16 | |
| 96 | Leon Orr | DT | 6-5 | 320 | 2/11/92 | 1 | Florida '15 | New Port Richey, Fla. | FA, '16 | |
| 97 | Jordan Phillips | DT | 6-6 | 335 | 10/15/92 | 2 | Oklahoma '15 | Towanda, Kan. | D2, '15 | |
| 98 | Jason Jones | DE | 6-5 | 278 | 5/23/86 | 9 | Eastern Michigan '08 | Southfield, Mich. | FA, '16 | |
| RESERVE/NON-FOOTBALL INJURY | | | | | | | | | | |
| 95 | Dion Jordan | DE | 6-6 | 275 | 3/5/90 | 3 | Oregon '13 | Chandler, Ariz. | D1, '13 | |
| RESERVE/INJURED | | | | | | | | | | |
| 20 | Reshad Jones | S | 6-1 | 214 | 2/25/88 | 7 | Georgia '10 | Atlanta, Ga. | D5b, '10 | 10/19/2016 |
| 33 | Ifo Ekpre-Olomu | CB | 5-9 | 200 | 7/10/93 | 1 | Oregon '15 | Chino Hills, Calif. | Wai., '16 (Cle.) | 8/10/2016 |
| 55 | Koa Misi | LB | 6-3 | 256 | 1/17/87 | 7 | Utah '10 | Santa Rosa, Calif. | D2, '10 | 10/10/2016 |
| 84 | Jordan Cameron | TE | 6-5 | 265 | 8/7/88 | 6 | Southern California '11 | Newbury Park, Calif. | UFA, '15 (Cle.) | 11/5/2016 |
| 90 | Earl Mitchell | DT | 6-3 | 310 | 9/25/87 | 7 | Arizona '10 | Houston, Texas | UFA, '14 (Hou.) | 9/13/2016 |
| PRACTICE SQUAD | | | | | | | | | | |
| 6 | Brandon Doughty | QB | 6-3 | 217 | 10/6/91 | R | Western Kentucky '16 | Davie, Fla. | D7a, '16 | |
| 27 | Storm Johnson | RB | 6-0 | 216 | 7/10/92 | 2 | UCF '14 | Loganville, Ga. | FA, '16 | |
| 34 | Senorise Perry | RB | 6-0 | 211 | 9/19/91 | 3 | Louisville '14 | Summerville, Ga. | FA, '16 | |
| 37 | A.J. Hendy | S | 6-0 | 209 | 4/8/93 | R | Maryland '16 | Bowie, Md. | FA, '16 | |
| 58 | Brandon Watts | LB | 6-2 | 231 | 1/21/91 | 3 | Georgia Tech '14 | Tennille, Ga. | FA, '16 | |
| 64 | Jake Brendel | C | 6-4 | 305 | 9/10/92 | R | UCLA '16 | Madison, Wis. | FA, '16 | |
| 69 | Terry Poole | T | 6-5 | 300 | 2/27/92 | 1 | San Diego State '15 | Seaside, Calif. | FA, '16 | |
| 73 | Julius Warmesley | DE | 6-2 | 294 | 5/15/90 | 1 | Tulane '14 | Baton Rouge, La. | FA, '16 | |
| 87 | Rashawn Scott | WR | 6-2 | 204 | 1/29/92 | R | Miami (FL) '16 | Melbourne, Fla. | FA, '16 | |



2016 MIAMI DOLPHINS ALPHABETICAL ROSTER

(as of November 8, 2016 - visit Dolphins.com for most up-to-date roster)

| No. | Name | Pos. | Ht. | Wt. | Birthdate | Exp. | College | Hometown | How Acq. | Date Placed |
|------------------------------------|--------------------|------|------|-----|-----------|------|--------------------------|------------------------|------------------|-------------|
| 24 | Abdul-Quddus, Isa | S | 6-1 | 196 | 8/3/89 | 6 | Fordham '11 | Union, N.J. | UFA, '16 (Det.) | |
| 35 | Aikens, Walt | S | 6-1 | 218 | 6/19/91 | 3 | Liberty '14 | Charlotte, N.C. | D4, '14 | |
| 23 | Ajayi, Jay | RB | 6-0 | 229 | 6/15/93 | 2 | Boise State '15 | Plano, Texas | D5b, '15 | |
| 76 | Albert, Brandon | T | 6-5 | 314 | 11/4/84 | 9 | Virginia '08 | Glen Burnie, Md. | UFA, '14 (K.C.) | |
| 47 | Alonso, Kiko | LB | 6-3 | 239 | 8/14/90 | 4 | Oregon '13 | Los Gatos, Calif. | T, 2016 (Phi.) | |
| 50 | Branch, Andre | DE | 6-5 | 263 | 7/14/89 | 5 | Clemson '12 | Richmond, Va. | UFA, '16 (Jac.) | |
| 74 | Bushrod, Jermon | G/T | 6-5 | 320 | 8/19/84 | 10 | Towson '07 | Fredericksburg, Va. | FA, '16 | |
| 56 | Butler, Donald | LB | 6-1 | 242 | 10/17/88 | 6 | Washington '10 | Sacramento, Calif. | FA, '16 | |
| 88 | Carroo, Leonte | WR | 6-1 | 217 | 1/24/94 | R | Rutgers '16 | Edison, N.J. | D3b, '16 | |
| 29 | Culliver, Chris | CB | 6-0 | 199 | 8/17/88 | 6 | South Carolina '11 | Philadelphia, Pa. | FA, '16 | |
| 4 | Darr, Matt | P | 6-1 | 214 | 7/2/92 | 2 | Tennessee '15 | Bakersfield, Calif. | FA, '15 | |
| 92 | Denney, John | LS | 6-5 | 242 | 12/13/78 | 12 | Brigham Young '05 | Thornton, Colo. | FA, '05 | |
| 32 | Drake, Kenyan | RB | 6-1 | 216 | 1/26/94 | R | Alabama '16 | Powder Springs, Ga. | D3a, '16 | |
| 83 | Duarte, Thomas | TE | 6-2 | 241 | 3/30/95 | R | UCLA '16 | Fullerton, Calif. | D7b, '16 | |
| 78 | Fede, Terrence | DE | 6-4 | 267 | 11/19/91 | 3 | Marist '14 | Nyack, N.Y. | D7, '14 | |
| 3 | Franks, Andrew | K | 6-1 | 202 | 1/11/93 | 2 | RPI '15 | Carmel, Calif. | FA, '15 | |
| 19 | Grant, Jakeem | WR | 5-7 | 172 | 10/30/92 | R | Texas Tech '16 | Mesquite, Texas | D6a, '16 | |
| 48 | Gray, MarQueis | TE | 6-4 | 255 | 11/7/89 | 4 | Minnesota '13 | Indianapolis, Ind. | FA, '16 | |
| 46 | Hewitt, Neville | LB | 6-2 | 232 | 4/6/93 | 2 | Marshall '15 | Conyers, Ga. | FA, '15 | |
| 25 | Howard, Xavien | CB | 6-1 | 198 | 7/4/93 | R | Baylor '16 | Houston, Texas | D2, '16 | |
| 45 | Hull, Mike | LB | 6-0 | 233 | 5/25/91 | 1 | Penn State '15 | Cononsburg, Pa. | FA, '15 | |
| 70 | James, Ja'Wuan | T | 6-6 | 307 | 6/3/92 | 3 | Tennessee '14 | Suwannee, Ga. | D1, '14 | |
| 53 | Jenkins, Jelani | LB | 6-0 | 240 | 3/13/92 | 4 | Florida '13 | Olney, Md. | D4a, '13 | |
| 85 | Jones, Dominique | TE | 6-3 | 275 | 8/15/87 | 3 | Shepherd '11 | San Diego, Calif. | FA, '16 | |
| 98 | Jones, Jason | DE | 6-5 | 278 | 5/23/86 | 9 | Eastern Michigan '08 | Southfield, Mich. | FA, '16 | |
| 14 | Landry, Jarvis | WR | 5-11 | 206 | 11/28/92 | 3 | LSU '14 | Lutcher, La. | D2, '14 | |
| 36 | Lippett, Tony | CB | 6-3 | 194 | 7/2/92 | 2 | Michigan State '15 | Detroit, Mich. | D5d, '15 | |
| 21 | Lucas, Jordan | CB | 6-0 | 204 | 8/2/93 | R | Penn State '16 | New Rochelle, N.Y. | D6b, '16 | |
| 41 | Maxwell, Byron | CB | 6-1 | 203 | 2/23/88 | 6 | Clemson '11 | North Charleston, S.C. | T, 2016 (Phi.) | |
| 28 | McCain, Bobby | CB | 5-11 | 192 | 8/18/93 | 2 | Memphis '15 | Oxford, Ala. | D5a, '15 | |
| 8 | Moore, Matt | QB | 6-3 | 225 | 8/9/84 | 9 | Oregon State '07 | Newhall, Calif. | UFA, '11 (Car.) | |
| 96 | Orr, Leon | DT | 6-5 | 320 | 2/11/92 | 1 | Florida '15 | New Port Richey, Fla. | FA, '16 | |
| 11 | Parker, DeVante | WR | 6-3 | 212 | 1/20/93 | 2 | Louisville '15 | Louisville, Ky. | D1, '15 | |
| 42 | Paysinger, Spencer | LB | 6-2 | 249 | 6/28/88 | 6 | Oregon '11 | Los Angeles, Calif. | UFA, '15 (NYG) | |
| 97 | Phillips, Jordan | DT | 6-6 | 335 | 10/15/92 | 2 | Oklahoma '15 | Towanda, Kan. | D2, '15 | |
| 50 | Pitts, Lafayette | CB | 5-11 | 196 | 9/24/92 | R | Pittsburgh '16 | Duquesne, Pa. | FA, '16 | |
| 41 | Pouncey, Mike | C | 6-5 | 299 | 7/24/89 | 6 | Florida '11 | Lakeland, Fla. | D1, '11 | |
| 30 | Rambo, Bacarri | S | 6-0 | 211 | 6/27/90 | 4 | Georgia '13 | Donalsonville, Ga | FA, '16 | |
| 80 | Sims, Dion | TE | 6-4 | 271 | 2/18/91 | 4 | Michigan State '13 | Detroit, Mich. | D4b, '13 | |
| 65 | Steen, Anthony | C/G | 6-3 | 313 | 5/9/90 | 1 | Alabama '14 | Clarksdale, Miss. | FA, '16 | |
| 10 | Stills, Kenny | WR | 6-0 | 195 | 4/22/92 | 4 | Oklahoma '13 | Carlsbad, Calif. | T, 2015 (N.O.) | |
| 93 | Suh, Ndamukong | DT | 6-4 | 305 | 1/6/87 | 7 | Nebraska '10 | Portland, Oregon | UFA '15 (Det.) | |
| 17 | Tannehill, Ryan | QB | 6-4 | 216 | 7/27/88 | 5 | Texas A&M '12 | Big Spring, Texas | D1, '12 | |
| 31 | Thomas, Michael | S | 5-11 | 193 | 3/17/90 | 4 | Stanford '12 | Houston, Texas | FA, '13 | |
| 67 | Tunsil, Laremy | G/T | 6-5 | 316 | 8/2/94 | R | Mississippi '16 | Lake City, Fla. | D1, '16 | |
| 60 | Urbik, Kraig | C/G | 6-5 | 334 | 9/23/85 | 8 | Wisconsin '09 | Hudson, Wis. | FA, '16 | |
| 49 | Vigil, Zach | LB | 6-2 | 240 | 3/28/91 | 2 | Utah State '15 | Clearfield, Utah | FA, '15 | |
| 91 | Wake, Cameron | DE | 6-3 | 263 | 1/30/82 | 8 | Penn State '05 | Hyattsville, Md. | FA, '09 | |
| 26 | Williams, Damien | RB | 5-11 | 228 | 4/3/92 | 3 | Oklahoma '14 | San Diego, Calif. | FA, '14 | |
| 94 | Williams, Mario | DE | 6-6 | 300 | 1/31/85 | 11 | North Carolina State '06 | Richlands, N.C. | FA, '16 | |
| 75 | Williams, Nick | DE | 6-4 | 309 | 2/21/90 | 3 | Samford '13 | Birmingham, Ala. | Wai., '16 (K.C.) | |
| 79 | Young, Sam | T | 6-8 | 315 | 6/24/87 | 7 | Notre Dame '10 | Coral Springs, Fla. | FA, '16 | |
| RESERVE/NON-FOOTBALL INJURY | | | | | | | | | | |
| 95 | Jordan, Dion | DE | 6-6 | 275 | 3/5/90 | 3 | Oregon '13 | Chandler, Ariz. | D1, '13 | |
| RESERVE/INJURED | | | | | | | | | | |
| 84 | Cameron, Jordan | TE | 6-5 | 265 | 8/7/88 | 6 | Southern California '11 | Newbury Park, Calif. | UFA, '15 (Cle.) | 11/5/2016 |
| 20 | Jones, Reshad | S | 6-1 | 214 | 2/25/88 | 7 | Georgia '10 | Atlanta, Ga. | D5b, '10 | 10/19/2016 |
| 33 | Ekpre-Olomu, Ifo | CB | 5-9 | 200 | 7/10/93 | 1 | Oregon '15 | Chino Hills, Calif. | Wai., '16 (Cle.) | 8/10/2016 |
| 55 | Misi, Koa | LB | 6-3 | 256 | 1/17/87 | 7 | Utah '10 | Santa Rosa, Calif. | D2, '10 | 10/10/2016 |
| 90 | Mitchell, Earl | DT | 6-3 | 310 | 9/25/87 | 7 | Arizona '10 | Houston, Texas | UFA, '14 (Hou.) | 9/13/2016 |
| PRACTICE SQUAD | | | | | | | | | | |
| 64 | Brendel, Jake | C | 6-4 | 305 | 9/10/92 | R | UCLA '16 | Madison, Wis. | FA, '16 | |
| 6 | Doughty, Brandon | QB | 6-3 | 217 | 10/6/91 | R | Western Kentucky '16 | Davie, Fla. | D7a, '16 | |
| 37 | Hendy, A.J. | S | 6-0 | 209 | 4/8/93 | R | Maryland '16 | Bowie, Md. | FA, '16 | |
| 27 | Johnson, Storm | RB | 6-0 | 216 | 7/10/92 | 2 | UCF '14 | Loganville, Ga. | FA, '16 | |
| 34 | Perry, Seniorise | RB | 6-0 | 211 | 9/19/91 | 3 | Louisville '14 | Summerville, Ga. | FA, '16 | |
| 69 | Poole, Terry | T | 6-5 | 300 | 2/27/92 | 1 | San Diego State '15 | Seaside, Calif. | FA, '16 | |
| 87 | Scott, Rashawn | WR | 6-2 | 204 | 1/29/92 | R | Miami (FL) '16 | Melbourne, Fla. | FA, '16 | |
| 73 | Warmesley, Julius | DE | 6-2 | 294 | 5/15/90 | 1 | Tulane '14 | Baton Rouge, La. | FA, '16 | |
| 58 | Watts, Brandon | LB | 6-2 | 231 | 1/21/91 | 3 | Georgia Tech '14 | Tennille, Ga. | FA, '16 | |



2016 MIAMI DOLPHINS POSITIONAL ROSTER / PRONUNCIATIONS (as of Nov. 8, 2016)

OFFENSE (22)

| QUARTERBACKS (2) | | | | | | | |
|------------------|-----------------|-----|-----|-----|---------|-----|------------------|
| NO | NAME | POS | HT | WT | DOB | EXP | COLLEGE |
| 8 | Moore, Matt | QB | 6-3 | 225 | 8/9/84 | 9 | Oregon State '07 |
| 17 | Tannehill, Ryan | QB | 6-4 | 216 | 7/27/88 | 5 | Texas A&M '12 |

| RUNNING BACKS (3) | | | | | | | |
|-------------------|------------------|-----|------|-----|---------|-----|-----------------|
| NO | NAME | POS | HT | WT | DOB | EXP | COLLEGE |
| 23 | Ajayi, Jay | RB | 6-0 | 229 | 6/15/93 | 2 | Boise State '15 |
| 26 | Williams, Damien | RB | 5-11 | 228 | 4/3/92 | 3 | Oklahoma '14 |
| 32 | Drake, Kenyan | RB | 6-1 | 216 | 1/26/94 | R | Alabama '16 |

| WIDE RECEIVERS (5) | | | | | | | |
|--------------------|-----------------|-----|------|-----|----------|-----|----------------|
| NO | NAME | POS | HT | WT | DOB | EXP | COLLEGE |
| 10 | Stills, Kenny | WR | 6-0 | 195 | 4/22/92 | 4 | Oklahoma '13 |
| 11 | Parker, DeVante | WR | 6-3 | 212 | 1/20/93 | 2 | Louisville '15 |
| 14 | Landry, Jarvis | WR | 5-11 | 206 | 11/28/92 | 3 | LSU '14 |
| 19 | Grant, Jakeem | WR | 5-7 | 172 | 10/30/92 | R | Texas Tech '16 |
| 88 | Carroo, Leonte | WR | 6-1 | 217 | 1/24/94 | R | Rutgers '16 |

| TIGHT ENDS (4) | | | | | | | |
|----------------|------------------|-----|-----|-----|---------|-----|--------------------|
| NO | NAME | POS | HT | WT | DOB | EXP | COLLEGE |
| 48 | Gray, MarQueis | TE | 6-4 | 255 | 11/7/89 | 4 | Minnesota '13 |
| 80 | Sims, Dion | TE | 6-4 | 271 | 2/18/91 | 4 | Michigan State '13 |
| 83 | Duarte, Thomas | TE | 6-2 | 241 | 3/30/95 | R | UCLA '16 |
| 85 | Jones, Dominique | TE | 6-3 | 275 | 8/15/87 | 3 | Shepherd '11 |

| OFFENSIVE LINEMEN (8) | | | | | | | |
|-----------------------|-----------------|-----|-----|-----|---------|-----|-----------------|
| NO | NAME | POS | HT | WT | DOB | EXP | COLLEGE |
| 51 | Pouncey, Mike | C | 6-5 | 299 | 7/24/89 | 6 | Florida '11 |
| 60 | Urbik, Kraig | C/G | 6-5 | 334 | 9/23/85 | 8 | Wisconsin, '09 |
| 65 | Steen, Anthony | C/G | 6-3 | 313 | 5/9/90 | 1 | Alabama '14 |
| 67 | Tunsil, Laremy | G/T | 6-5 | 316 | 8/2/94 | R | Mississippi '16 |
| 70 | James, Ja'Wuan | T | 6-6 | 307 | 6/3/92 | 3 | Tennessee '14 |
| 74 | Bushrod, Jermon | G/T | 6-5 | 320 | 8/19/84 | 10 | Towson '07 |
| 76 | Albert, Brandon | T | 6-5 | 314 | 11/4/84 | 9 | Virginia '10 |
| 79 | Young, Sam | T | 6-8 | 315 | 6/24/87 | 7 | Notre Dame '10 |

PRACTICE SQUAD (9)

| NO | NAME | POS | HT | WT | DOB | EXP | COLLEGE |
|----|------------------|-----|-----|-----|---------|-----|----------------------|
| 64 | Brendel, Jake | C | 6-4 | 305 | 9/10/92 | R | UCLA '16 |
| 6 | Doughty, Brandon | QB | 6-3 | 217 | 10/6/91 | R | Western Kentucky '16 |
| 37 | Hendy, A.J. | S | 6-0 | 209 | 4/8/93 | R | Maryland '16 |
| 27 | Johnson, Storm | RB | 6-0 | 216 | 7/10/92 | 2 | UCF '14 |
| 34 | Perry, Seniorise | RB | 6-0 | 211 | 9/19/91 | 3 | Louisville '14 |
| 69 | Poole, Terry | T | 6-5 | 300 | 2/27/92 | 1 | San Diego State '15 |
| 87 | Scott, Rashawn | WR | 6-2 | 204 | 1/29/92 | R | Miami (FL) '16 |
| 73 | Warmsley, Julius | DE | 6-2 | 294 | 5/15/90 | 1 | Tulane '14 |
| 58 | Watts, Brandon | LB | 6-2 | 231 | 1/21/91 | 3 | Georgia Tech '14 |

RESERVE/INJURED (5)

| NO | NAME | POS | HT | WT | DOB | EXP | COLLEGE |
|----|------------------|-----|-----|-----|---------|-----|-------------------------|
| 20 | Jones, Reshad | S | 6-1 | 214 | 2/25/88 | 7 | Georgia '10 |
| 33 | Ekpre-Olomu, Ifo | CB | 5-9 | 200 | 7/10/93 | 1 | Oregon '15 |
| 55 | Misi, Koa | LB | 6-3 | 256 | 1/17/87 | 7 | Utah '10 |
| 84 | Cameron, Jordan | TE | 6-5 | 265 | 8/7/88 | 6 | Southern California '11 |
| 90 | Mitchell, Earl | DT | 6-3 | 310 | 9/25/87 | 7 | Arizona '10 |

DEFENSE (27)

| DEFENSIVE LINEMEN (9) | | | | | | | |
|-----------------------|------------------|-----|-----|-----|----------|-----|--------------------------|
| NO | NAME | POS | HT | WT | DOB | EXP | COLLEGE |
| 50 | Branch, Andre | DE | 6-5 | 263 | 7/14/89 | 5 | Clemson '12 |
| 75 | Williams, Nick | DE | 6-4 | 309 | 2/21/90 | 3 | Samford '13 |
| 78 | Fede, Terrence | DE | 6-4 | 267 | 11/19/91 | 3 | Marist '14 |
| 91 | Wake, Cameron | DE | 6-3 | 263 | 1/30/82 | 8 | Penn State '05 |
| 93 | Suh, Ndamukong | DT | 6-4 | 305 | 1/6/87 | 7 | Nebraska '10 |
| 94 | Williams, Mario | DE | 6-6 | 300 | 1/31/85 | 11 | North Carolina State '06 |
| 96 | Orr, Leon | DT | 6-5 | 320 | 2/11/92 | 1 | Florida '15 |
| 97 | Phillips, Jordan | DT | 6-6 | 335 | 10/15/92 | 2 | Oklahoma '15 |
| 98 | Jones, Jason | DE | 6-5 | 278 | 5/23/86 | 9 | Eastern Michigan '08 |

| LINEBACKERS (7) | | | | | | | |
|-----------------|--------------------|-----|-----|-----|----------|-----|----------------|
| NO | NAME | POS | HT | WT | DOB | EXP | COLLEGE |
| 42 | Paysinger, Spencer | LB | 6-2 | 249 | 6/28/88 | 6 | Oregon '11 |
| 45 | Hull, Mike | LB | 6-0 | 233 | 5/25/91 | 1 | Penn State '15 |
| 46 | Hewitt, Neville | LB | 6-2 | 232 | 4/6/93 | 2 | Marshall '15 |
| 47 | Alonso, Kiko | LB | 6-3 | 239 | 8/14/90 | 4 | Oregon '13 |
| 49 | Vigil, Zach | LB | 6-2 | 240 | 3/28/91 | 2 | Utah State '15 |
| 53 | Jenkins, Jelani | LB | 6-0 | 240 | 3/13/92 | 4 | Florida '13 |
| 56 | Butler, Donald | LB | 6-1 | 242 | 10/17/88 | 6 | Washington '10 |

| DEFENSIVE BACKS (11) | | | | | | | |
|----------------------|-------------------|-----|------|-----|---------|-----|--------------------|
| NO | NAME | POS | HT | WT | DOB | EXP | COLLEGE |
| 21 | Lucas, Jordan | CB | 6-0 | 204 | 8/2/93 | R | Penn State '16 |
| 24 | Abdul-Quddus, Isa | S | 6-1 | 196 | 8/3/89 | 6 | Fordham '11 |
| 25 | Howard, Xavien | CB | 6-1 | 198 | 7/4/93 | R | Baylor '16 |
| 28 | McCain, Bobby | CB | 5-11 | 192 | 8/18/93 | 2 | Memphis '15 |
| 29 | Culliver, Chris | CB | 6-0 | 199 | 8/17/88 | 6 | South Carolina '11 |
| 30 | Rambo, Bacarri | S | 6-0 | 211 | 6/27/90 | 4 | Georgia '13 |
| 31 | Thomas, Michael | S | 5-11 | 193 | 3/17/90 | 4 | Stanford '12 |
| 35 | Aikens, Walt | S | 6-1 | 218 | 6/19/91 | 3 | Liberty '14 |
| 36 | Lippett, Tony | CB | 6-3 | 194 | 7/2/92 | 2 | Michigan State '15 |
| 40 | Pitts, Lafayette | CB | 5-11 | 196 | 9/24/92 | R | Pittsburgh '16 |
| 41 | Maxwell, Byron | CB | 6-1 | 203 | 2/23/88 | 6 | Clemson '11 |

SPECIALISTS (3)

| NO | NAME | POS | HT | WT | DOB | EXP | COLLEGE |
|----|----------------|-----|-----|-----|----------|-----|-------------------|
| 3 | Franks, Andrew | K | 6-1 | 202 | 1/11/93 | 2 | RPI '15 |
| 4 | Darr, Matt | P | 6-1 | 214 | 7/2/92 | 2 | Tennessee '15 |
| 92 | Denney, John | LS | 6-5 | 242 | 12/13/78 | 12 | Brigham Young '05 |

RESERVE/NON-FOOTBALL INJURY (1)

| NO | NAME | POS | HT | WT | DOB | EXP | COLLEGE |
|----|--------------|-----|-----|-----|--------|-----|------------|
| 95 | Jordan, Dion | DE | 6-6 | 275 | 3/5/90 | 3 | Oregon '13 |

PRONUNCIATION GUIDE

| PLAYER | PHONETICALLY | PLAYER | PHONETICALLY | COACH/STAFF | PHONETICALLY |
|--------------------|---------------------------|-------------------|-----------------------|----------------|----------------------|
| S Isa Abdul-Quddus | EE-suh abdul-kuh-DOOS | T Ja'Wuan James | JUH-Wan | Lou Anarumo | aann-UH-room-OH |
| RB Jay Ajayi | uh-JYE-ee | LB Jelani Jenkins | JUH-la-NEE | Joe Cimino | Chu-MEAN-oh |
| G/T Jermon Bushrod | JURR-mahn | LB Koa Misi | CO-uh, ME-see | Chris Foerster | FURR-stir |
| WR Leonte Carroo | LEON-tay Cuh-ROO | C Mike Pouncey | POUNCE-e | Naohisa Inoue | Now-HE-Sa, IN-ew-way |
| QB Brandon Doughty | DOW-tee | S Bacarri Rambo | Buh-CARR-ee | Daronte Jones | DUH-rawn-tay |
| TE Thomas Duarte | DOO-ort-ee | DT Ndamukong Suh | En-dom-ah-ken Soo | Chris Kuper | KOO-pehr |
| CB Ifo Ekpre-Olomu | EE-foh Ek-PRAY-uh-loh-moo | QB Ryan Tannehill | TAN-uh-hill | Marwan Maalouf | mah-LOOF |
| DE Terrence Fede | Fuh-DAY | G/T Laremy Tunsil | LAIR-uh-mee TUHN-suhl | Dave Puloka | Puh-LOU-kuh |
| TE MarQueis Gray | Mar-QUEES | C/G Kraig Urbik | ERR-bick | | |
| CB Xavien Howard | EX-ay-vee-n | | | | |



2016 MIAMI DOLPHINS - HOW THEY WERE ACQUIRED (as of Nov. 8, 2016)

| | DRAFT (20) | TRADES (3) | WAIVERS (1) | FREE AGENTS (28) |
|------|---|--|-----------------------|--|
| 2005 | | | | LS John Denney |
| 2009 | | | | DE Cameron Wake |
| 2011 | C Mike Pouncey (1) | | | QB Matt Moore (Car.) |
| 2012 | QB Ryan Tannehill (1) | | | |
| 2013 | LB Jelani Jenkins (4a) TE Dion Sims (4b) | | | S Michael Thomas |
| 2014 | T Ja'Wuan James (1) WR Jarvis Landry (2) S Walt Aikens (4) DE Terrence Fede (7) | | | T Branden Albert (KC) RB Damien Williams |
| 2015 | WR DeVante Parker (1) DT Jordan Phillips (2) CB Bobby McCain (5a) RB Jay Ajayi (5b) CB Tony Lippett (5d) | WR Kenny Stills (N.O.) | | P Matt Darr K Andrew Franks LB Neville Hewitt LB Mike Hull LB Spencer Paysinger (NYG) DT Ndamukong Suh (Det.) LB Zach Vigil |
| 2016 | G/T Laremy Tunsil (1) CB Xavien Howard (2) RB Kenyan Drake (3a) WR Leonte Carroo (3b) WR Jakeem Grant (6a) CB Jordan Lucas (6b) TE Thomas Duarte (7b) | LB Kiko Alonso (Phi.) CB Byron Maxwell (Phi.) | DE Nick Williams (KC) | S Isa Abdul-Quddus (Det.) DE Andre Branch (Jax.) G/T Jermon Bushrod LB Donald Butler CB Chris Culliver TE MarQueis Gray TE Dominique Jones DE Jason Jones DT Leon Orr S Bacarri Rambo CB Lafayette Pitts C/G Anthony Steen C/G Kraig Urbik DE Mario Williams T Sam Young |



2016 GAME RECAPS

WEEK 1

SEPT. 11, 2016 | SEATTLE, WASH.
CENTURYLINK FIELD
ATTENDANCE: 69,012 | TV: CBS

SCORING SUMMARY

| | 1 | 2 | 3 | 4 | F |
|---------|---|---|---|---|----|
| Miami | 0 | 3 | 0 | 7 | 10 |
| Seattle | 3 | 3 | 0 | 6 | 12 |

MIAMI 10

SEATTLE 12

The Dolphins put up a tremendous effort at what is considered perhaps the toughest venue in the NFL, but ultimately left Seattle with a disappointing loss.

Seattle converted a make-or-break fourth-down situation and later scored the game-winning touchdown with 31 seconds left to hand the Dolphins a 12-10 loss at CenturyLink Field in Adam Gase's head-coaching debut.

Ryan Tannehill scored on a 2-yard quarterback draw with 4:08 left in the fourth quarter to give the Dolphins a 10-6 lead and Miami then had a chance to all but wrap up the victory when Seattle faced a fourth-and-4 from its 47-yard line.

The Seahawks converted on a 22-yard completion from Russell Wilson to Doug Baldwin, and those two combined again on the game-winning touchdown, a 2-yard pass on second-and-goal.

Earlier in the drive, Seattle converted a fourth-and-1 with a 7-yard run by Christine Michael.

Under new defensive coordinator Vance Joseph, the Dolphins kept Wilson and the Seattle offense in check most of the game, allowing only a pair of Steven Hauschka field goals before the last-minute touchdown.

The Dolphins defense came up with two takeaways — an interception by new safety Isa Abdul-Quddus and a fumble recovery by new linebacker Kiko Alonso. The Dolphins also stopped Seattle on fourth down when Abdul-Quddus broke up a pass in the flat intended for Baldwin.

Ultimately, it was missed opportunities that ended up costing the Dolphins.

After Arian Foster was stopped for no gain on fourth-and-1 from the Seattle 17 in the first quarter, Tannehill threw a perfect deep pass to Kenny Stills on the Dolphins' next offensive snap after Stills got way behind the Seattle secondary. But Stills dropped the pass, turning an easy touchdown into an incompletion.

Trailing 6-3 in the fourth quarter, the Dolphins had a first-and-goal from the Seattle 5-yard line six plays after Alonso's fumble recovery, but couldn't get into the end zone and Andrew Franks then had his 27-yard attempt blocked.

Tannehill's touchdown capped a seven-play, 86-yard drive that featured completions of 16 yards to Stills, 28 yards to Jarvis Landry and 29 yards to Damien Williams.

SCORING DRIVES

| TEAM | QTR | TIME | PLAY (EXTRA POINT) (DRIVE INFO) | MIA | SEA |
|----------|-----|------|---|-----|-----|
| Seahawks | 1 | 5:11 | S.Hauschka 39 yd. Field Goal (12-46, 6:08) | 0 | 3 |
| Dolphins | 2 | 8:45 | A.Franks 41 yd. Field Goal (6-19, 2:06) | 3 | 3 |
| Seahawks | 2 | 0:00 | S.Hauschka 38 yd. Field Goal (10-72, 1:52) | 3 | 6 |
| Dolphins | 4 | 4:08 | R.Tannehill 2 yd. run (A.Franks kick) (7-86, 3:01) | 10 | 6 |
| Seahawks | 4 | 0:31 | D.Baldwin 2 yd. pass from R.Wilson (kick blocked) (14-75, 3:37) | 10 | 12 |

GAME STATISTICS

RUSHING (Att-Yds-TD):

Miami: A. Foster 13-38, R. Tannehill 5-17-1, D. Williams 2-9.
Seattle: C. Michael 15-66, T. Rawls 12-32, R. Wilson 4-16, C. Prorise 1-(-2).

PASSING (A-C-Y-TD-I):

Miami: R. Tannehill 29-16-186-0-0.
Seattle: R. Wilson 43-27-258-1-1.

RECEIVING (Rec-Yds-TD):

Miami: J. Landry 7-59, A. Foster 3-62, L. Carroo 2-14, J. Cameron 2-6, D. Williams 1-29, K. Stills 1-16.
Seattle: D. Baldwin 9-92-1, J. Kearse 5-57, T. Rawls 3-26, T. Lockett 3-17, L. Willson 2-26, C. Michael 2-5, C. Prorise 1-13, P. Richardson 1-11, J. Graham 1-11.

SACKS (Sk-Yds):

Miami: N. Suh 1-13, M. Williams 1-5, J. Phillips 0.5-0, J. Jones 0.5-0.
Seattle: M. Bennett 1-9, C. Marsh 1-9, F. Clark 1-8, K. Wright 1-2.

INTERCEPTIONS (Int-Yds):

Miami: I. Abdul-Quddus 1-9.
Seattle: None.

FORCED FUMBLES:

Miami: None
Seattle: C. Marsh 1, A. Rubin 1.

FUMBLE RECOVERIES (No-Yds):

Miami: K. Alonso 1-2.
Seattle: None.

TEAM STATS

| | MIA | SEA |
|------------------------------|-------------------|-------------------|
| First Downs | 11 | 21 |
| Rushing | 3 | 4 |
| Passing | 7 | 16 |
| Penalty | 1 | 1 |
| 3rd-Down Efficiency | 3 for 14 | 5 for 16 |
| 4th-Down Efficiency | 0 for 1 | 2 for 3 |
| Total Net Yards | 214 | 352 |
| Total Net Plays | 54 | 78 |
| Average Gain | 4.0 | 4.5 |
| Net Yards Rushing | 64 | 112 |
| Rushes | 20 | 32 |
| Yards per Rush | 3.2 | 3.5 |
| Net Yards Passing | 150 | 240 |
| Completed - Attempted | 16-29 | 27-43 |
| Yards per Pass Play | 4.4 | 5.2 |
| Sacked - Yards Lost | 5-36 | 3-18 |
| Had Intercepted | 0 | 1 |
| Punts - Average | 7-327-46.7 | 6-253-42.2 |
| Return Yardage | 125 | 40 |
| Punts - Return Yards | 4-32 | 3-40 |
| Kickoffs - Return Yards | 3-84 | 0-0 |
| Interceptions - Return Yards | 1-9 | 0-0 |
| Penalties - Yards | 4-40 | 8-69 |
| Fumbles - Lost | 2-0 | 1-1 |
| Red-Zone Efficiency | 1 for 3 | 1 for 2 |
| Goal-to-Go Efficiency | 1 for 2 | 1 for 1 |
| Time of Possession | 25:28 | 34:32 |



2016 GAME RECAPS

WEEK 2

SEPT. 18, 2016 | FOXBOROUGH, MASS.
GILLETTE STADIUM
ATTENDANCE: 66,829 | TV: CBS

SCORING SUMMARY

| | 1 | 2 | 3 | 4 | F |
|-------------|----|----|---|----|----|
| Miami | 0 | 3 | 7 | 14 | 24 |
| New England | 14 | 10 | 7 | 0 | 31 |

MIAMI 24

NEW ENGLAND 31

The Dolphins almost pulled off a remarkable comeback, but came up just short at Gillette Stadium.

The New England Patriots scored touchdowns on their first three possessions before quarterback Jimmy Garoppolo left the game with an injury, built a 24-0 lead and held on for a 31-24 victory.

Tannehill threw two touchdown passes, to wide receiver Kenny Stills and tight end Jordan Cameron, and rookie Kenyan Drake scored his first NFL touchdown on a 7-yard run as the Dolphins outscored New England 21-7 in the second half. The Dolphins also got a 27-yard field goal from Andrew Franks on the last play of the first half.

New England almost put the game away by getting four first downs and setting up for a 39-yard field goal attempt, but Stephen Gostkowski was wide right.

The Dolphins had one final chance after getting the ball at their own 29-yard line with 1:04 left but no timeouts.

The Dolphins got the ball to the New England 29 thanks to a 20-yard completion from Tannehill to DeVante Parker and a 17-yard scramble by Tannehill, but the comeback attempt ended when Duron Harmon recorded an interception in the end zone on fourth-and-5 on a pass intended for Parker.

Before leaving the game with a shoulder injury in the second quarter, Garoppolo threw three touchdown passes, two to wide receiver Danny Amendola and one to tight end Martellus Bennett.

The Dolphins committed two turnovers in the first half — one interception and a fumble by wide receiver Jarvis Landry — and also had a drive end when center Anthony Steen snapped the ball before Tannehill was ready on a third-and-6.

Running back Jay Ajayi, back in the lineup after being inactive in the opener, lost a fumble on the Dolphins' first drive of the second half and New England followed with a 68-yard touchdown drive to make it 31-3.

But the Dolphins began their comeback attempt after that, scoring their touchdowns on drives of 75, 88 and 75 yards.

SCORING DRIVES

| TEAM | QTR | TIME | PLAY (EXTRA POINT) (DRIVE INFO) | MIA | NE |
|----------|-----|-------|---|-----|----|
| Patriots | 1 | 10:53 | D.Amendola 12 yd. pass from J.Garoppolo (S.Gostkowski kick) (8-75, 4:07) | 0 | 7 |
| Patriots | 1 | 6:22 | M.Bennett 20 yd. pass from J.Garoppolo (S.Gostkowski kick) (7-75, 3:10) | 0 | 14 |
| Patriots | 2 | 13:10 | D.Amendola 10 yd. pass from J.Garoppolo (S.Gostkowski kick) (12-76, 6:21) | 0 | 21 |
| Patriots | 2 | 2:48 | S.Gostkowski 34 yd. Field Goal (9-36, 3:01) | 0 | 24 |
| Dolphins | 2 | 0:00 | A.Franks 27 yd. Field Goal (9-77, 0:58) | 3 | 24 |
| Patriots | 3 | 8:44 | L.Blount 9 yd. run (S.Gostkowski kick) (5-68, 2:51) | 3 | 31 |
| Dolphins | 3 | 5:45 | K.Stills 24 yd. pass from R.Tannehill (A.Franks kick) (7-75, 2:59) | 10 | 31 |
| Dolphins | 4 | 14:51 | J.Cameron 12 yd. pass from R.Tannehill (A.Franks kick) (5-88, 2:13) | 17 | 31 |
| Dolphins | 4 | 6:06 | K.Drake 7 yd. run (A.Franks kick) (9-74, 4:43) | 24 | 31 |

GAME STATISTICS

RUSHING (Att-Yds-TD):

Miami: R. Tannehill 6-35, J. Ajayi 5-14, K. Drake 2-12, A. Foster 3-9.
New England: L. Blount 29-123-1, J. White 4-19, J. Brissett 4-12, D. Foster 1-7.

PASSING (A-C-Y-TD-I):

Miami: R. Tannehill 45-32-387-2-2.
New England: J. Garoppolo 26-18-232-3-0, J. Brissett 9-6-92-0-0.

RECEIVING (Rec-Yds-TD):

Miami: J. Landry 10-135, D. Parker 8-106, J. Cameron 5-49-1, J. Ajayi 4-31, K. Stills 2-39-1, K. Drake 2-6, D. Sims 1-21.
New England: J. Edelman 7-76, M. Bennett 5-114-1, C. Hogan, 4-59, D. Amendola 4-48-2, J. White 2-10, M. Mitchell 1-15, D. Foster 1-2.

SACKS (Sk-Yds):

Miami: M. Thomas 1-14, J. Jones 1-8.
New England: None.

INTERCEPTIONS (Int-Yds):

Miami: None.
New England: J. Collins 1-13, D. Harmon 1-0.

FORCED FUMBLES:

Miami: B. Maxwell 1, B. McCain 1, M. Thomas 1.
New England: J. Freeny 1, L. Ryan 1.

FUMBLE RECOVERIES (No-Yds):

Miami: K. Alonso 1-0.
New England: T. Flowers 1-0, C. Long 1-0.

TEAM STATS

| | MIA | NE |
|------------------------------|-------------------|-------------------|
| First Downs | 23 | 29 |
| Rushing | 2 | 11 |
| Passing | 19 | 15 |
| Penalty | 2 | 3 |
| 3rd-Down Efficiency | 5 for 10 | 7 for 14 |
| 4th-Down Efficiency | 0 for 1 | 0 for 0 |
| Total Net Yards | 457 | 463 |
| Total Net Plays | 61 | 75 |
| Average Gain | 7.5 | 6.2 |
| Net Yards Rushing | 70 | 161 |
| Rushes | 16 | 38 |
| Yards per Rush | 4.4 | 4.2 |
| Net Yards Passing | 387 | 302 |
| Completed - Attempted | 32-45 | 24-35 |
| Yards per Pass Play | 8.6 | 8.2 |
| Sacked - Yards Lost | 0-0 | 2-22 |
| Had Intercepted | 2 | 0 |
| Punts - Average | 4-199-49.8 | 4-128-32.0 |
| Return Yardage | 15 | 64 |
| Punts - Return Yards | 0-0 | 3-33 |
| Kickoffs - Return Yards | 1-15 | 1-18 |
| Interceptions - Return Yards | 0-0 | 2-13 |
| Penalties - Yards | 5-49 | 7-65 |
| Fumbles - Lost | 3-2 | 3-1 |
| Red-Zone Efficiency | 2 for 3 | 3 for 4 |
| Goal-to-Go Efficiency | 0 for 1 | 1 for 1 |
| Time of Possession | 23:14 | 36:46 |



2016 GAME RECAPS

WEEK 3

SEPT. 25, 2016 | MIAMI GARDENS, FLA.
HARD ROCK STADIUM
ATTENDANCE: 65,176 | TV: CBS

SCORING SUMMARY

CLEVELAND 24

MIAMI 30 (OT)

| | 1 | 2 | 3 | 4 | OT | F |
|-----------|---|----|---|----|----|----|
| Cleveland | 0 | 13 | 0 | 11 | 0 | 24 |
| Miami | 7 | 3 | 7 | 7 | 6 | 30 |

In a game that featured more than its share of swings and ups and downs, the Dolphins found a way to beat the Cleveland Browns in their home opener.

Jay Ajayi scored on an 11-yard touchdown run with 8:26 left in overtime to give the Dolphins a 30-24 victory in the first regular season game at the newly named Hard Rock Stadium.

Ajayi's touchdown came right after Ryan Tannehill hit Jarvis Landry with a 32-yard pass down the left sideline.

The Browns won the overtime coin toss and made the unusual decision to kick off, giving the Dolphins the chance to win with a touchdown. Instead, the Dolphins went three-and-out.

But after a sack by Ndamukong Suh and a holding penalty, Cleveland had to punt the ball back after getting one first down and Landry's 13-yard punt return set up the Dolphins to start their game-winning drive at the Cleveland 44.

Cleveland had a chance to win the game on the final play of the game, but Cody Parkey was wide left on a 46-yard attempt — his third miss of the game.

That opportunity was set up by a fumble recovery by Browns linebacker Corey Lemonier, who also sacked Tannehill and forced a fumble on that play. It was a fourth consecutive unsuccessful drive for the offense, which looked to have found its groove in the second half when Tannehill threw touchdown passes to Jarvis Landry and Damien Williams on back-to-back possessions to turn a 13-10 deficit into a 24-13 lead.

But Cleveland answered with a touchdown run by Terrelle Pryor, a two-point conversion pass from Cody Kessler to Gary Barnidge and a field goal.

Tannehill ended with three touchdown passes; he connected with DeVante Parker in the first half.

SCORING DRIVES

| TEAM | QTR | TIME | PLAY (EXTRA POINT) (DRIVE INFO) | CLE | MIA |
|----------|-----|-------|--|-----|-----|
| Dolphins | 1 | 10:16 | D.Parker 26 yd. pass from R.Tannehill (A.Franks kick) (5-61, 2:37) | 0 | 7 |
| Browns | 2 | 13:32 | C.Parkey 46 yd. Field Goal (10-58, 5:03) | 3 | 7 |
| Browns | 2 | 6:47 | B.Boddy-Calhoun 27 yd. interception return (C.Parkey kick) | 10 | 7 |
| Dolphins | 2 | 1:57 | A.Franks 37 yd. Field Goal (10-56, 4:50) | 10 | 10 |
| Browns | 2 | 0:42 | C.Parkey 48 yd. Field Goal (8-45, 1:15) | 13 | 10 |
| Dolphins | 3 | 5:17 | J.Landry 42 yd. pass from R.Tannehill (A.Franks kick) (4-68, 2:10) | 13 | 17 |
| Dolphins | 4 | 14:17 | D.Williams 10 yd. pass from R.Tannehill (A.Franks kick) (6-64, 3:16) | 13 | 24 |
| Browns | 4 | 10:12 | T.Pryor 3 yd. run (C.Kessler-G.Barnidge pass) (9-83, 4:05) | 21 | 24 |
| Browns | 4 | 3:14 | C.Parkey 38 yd. Field Goal (8-74, 3:03) | 24 | 24 |
| Dolphins | OT | 8:26 | J.Ajayi 11 yd. run (3-44, 1:13) (3-44, 1:13) | 24 | 30 |

GAME STATISTICS

RUSHING (Att-Yds-TD):

Cleveland: I. Crowell 15-79, D. Johnson 10-69, T. Pryor 4-21-1, A. Hawkins 1-1, C. Kessler 2-(-1).
Miami: K. Drake 9-37, J. Ajayi 7-28-1, I. Pead 5-17, J. Landry 2-16, D. Williams 1-15, R. Tannehill 1-2.

PASSING (A-C-Y-TD-I):

Cleveland: C. Kessler 33-21-244-0-0, T. Pryor 5-3-35-0-0.
Miami: R. Tannehill 39-25-319-3-2.

RECEIVING (Rec-Yds-TD):

Cleveland: T. Pryor 8-144, G. Barnidge 5-66, D. Johnson 5-12, R. Louis 3-40, A. Hawkins 2-14, M. Johnson 1-3.
Miami: J. Landry 7-120-1, K. Stills 5-76, D. Sims 4-46, D. Parker 3-51-1, D. Williams 3-10-1, K. Drake 2-11, J. Cameron 1-5.

SACKS (Sk-Yds):

Cleveland: C. Lemonier 1-8.
Miami: N. Suh 1.5-7.5, C. Wake 1-7, A. Branch 1-3, R. Jones 0.5-0.5.

INTERCEPTIONS (Int-Yds):

Cleveland: B. Boddy-Calhoun 1-27-1, J. Taylor 1-(-3).
Miami: None.

FORCED FUMBLES:

Cleveland: C. Lemonier 1.
Miami: X. Howard 1, C. Wake 1.

FUMBLE RECOVERIES (No-Yds):

Cleveland: C. Lemonier 1.
Miami: J. Jones 1.

TEAM STATS

| | CLE | MIA |
|------------------------------|-------------------|-------------------|
| First Downs | 21 | 23 |
| Rushing | 8 | 6 |
| Passing | 10 | 15 |
| Penalty | 3 | 2 |
| 3rd-Down Efficiency | 4 for 15 | 2 for 10 |
| 4th-Down Efficiency | 0 for 0 | 0 for 0 |
| Total Net Yards | 430 | 426 |
| Total Net Plays | 74 | 65 |
| Average Gain | 5.8 | 6.6 |
| Net Yards Rushing | 169 | 115 |
| Rushes | 32 | 25 |
| Yards per Rush | 5.3 | 4.6 |
| Net Yards Passing | 261 | 311 |
| Completed - Attempted | 24-38 | 25-39 |
| Yards per Pass Play | 6.2 | 7.8 |
| Sacked - Yards Lost | 4-18 | 1-8 |
| Had Intercepted | 0 | 2 |
| Punts - Average | 5-223-44.6 | 6-293-48.8 |
| Return Yardage | 75 | 40 |
| Punts - Return Yards | 1-0 | 1-13 |
| Kickoffs - Return Yards | 3-51 | 1-27 |
| Interceptions - Return Yards | 2-24 | 0-0 |
| Penalties - Yards | 13-91 | 8-67 |
| Fumbles - Lost | 3-1 | 1-1 |
| Time of Possession | 37:22 | 29:12 |
| Goal-to-Go Efficiency | 1 for 2 | 1 for 1 |
| Time of Possession | 25:28 | 34:32 |



2016 GAME RECAPS

WEEK 4

SEPT. 29, 2016 | CINCINNATI, OHIO
PAUL BROWN STADIUM
ATTENDANCE: 60,834 | TV: NFL NETWORK

SCORING SUMMARY

MIAMI 7

CINCINNATI 22

| | 1 | 2 | 3 | 4 | F |
|------------|----|---|---|---|----|
| Miami | 7 | 0 | 0 | 0 | 7 |
| Cincinnati | 10 | 6 | 3 | 3 | 22 |

The Dolphins faced a tough challenge having to travel to Cincinnati on a short week, and it was made tougher by a rash of injuries that hit the team.

A big play gave the Dolphins a lead in the first quarter, but the Bengals took control from there and went on to a 22-7 victory at Paul Brown Stadium.

The Dolphins faced the Bengals without starters Arian Foster, Branden Albert and Anthony Steen on offense and Jelani Jenkins and Koa Misi on defense. Cornerback Byron Maxwell, who started the first three games, was active but didn't play.

After giving up a field goal on the opening drive, the Dolphins took a 7-3 lead on their second offensive snap when Ryan Tannehill connected with Kenny Stills for a 74-yard touchdown, the team's longest pass play since 2012.

But the rest of the game was a struggle for the offense. The Dolphins finished with 222 total yards and were only 2-of-11 in third-down conversions.

One positive on offense was the running game, with the Dolphins averaging 4.8 yards on 13 rushing attempts.

The defense couldn't contain wide receiver A.J. Green, whose 123 receiving yards in the first half were the most for any NFL player this season. Green finished with 10 catches for 173 yards and a 7-yard touchdown that gave Cincinnati a 10-7 lead, a lead the Bengals would never relinquish.

One highlight on defense was the ability to stop the run. The Dolphins held Cincinnati to 77 yards on 37 attempts, a meager 2.1 average. Even taking away Andy Dalton's four kneel-downs, Cincinnati still averaged only 2.5 yards per rushing attempts.

The rest of the scoring came from Bengals kicker Mike Nugent, who kicked five field goals, including a 43-yard kick that late in the second quarter that gave the Bengals a 16-7 lead going into halftime.

Cornerback Bobby McCain recorded the only sack of the game for the Bengals when he came in free on a blitz and dropped Dalton for an 11-yard loss.

SCORING DRIVES

| TEAM | QTR | TIME | PLAY (EXTRA POINT) (DRIVE INFO) | MIA | CIN |
|----------|-----|-------|--|-----|-----|
| Bengals | 1 | 9:51 | M.Nugent 42 yd. Field Goal (11-54, 5:09) | 0 | 3 |
| Dolphins | 1 | 9:04 | K.Stills 74 yd. pass from R.Tannehill (A.Franks kick) (2-81, 0:47) | 7 | 3 |
| Bengals | 1 | 3:19 | A.Green 7 yd. pass from A.Dalton (M.Nugent kick) (7-90, 3:24) | 7 | 10 |
| Bengals | 2 | 4:12 | M.Nugent 22 yd. Field Goal (14-80, 8:25) | 7 | 13 |
| Bengals | 2 | 1:06 | M.Nugent 43 yd. Field Goal (4-2, 1:01) | 7 | 16 |
| Bengals | 3 | 6:09 | M.Nugent 22 yd. Field Goal (9-85, 4:16) | 7 | 19 |
| Bengals | 4 | 13:30 | M.Nugent 47 yd. Field Goal (10-45, 5:25) | 7 | 22 |

GAME STATISTICS

RUSHING (Att-Yds-TD):

Miami: J. Ajayi 6-33, K. Drake 2-15, D. Williams 2-9, I. Pead 3-5.
Cincinnati: J. Hill 21-71, G. Bernard 10-18, A. Dalton 6-(-12).

PASSING (A-C-Y-TD-I):

Miami: R. Tannehill 25-15-189-1-1.
Cincinnati: A. Dalton 31-22-296-1-0.

RECEIVING (Rec-Yds-TD):

Miami: J. Landry 7-61, D. Parker 2-20, J. Ajayi 2-13, K. Stills 1-74-1, D. Sims 1-9, D. Williams 1-6, I. Pead 1-6.
Cincinnati: A. Green 10-173-1, C. Uzomah 4-45, B. LaFell 4-44, G. Bernard 3-24, T. Boyd 1-10.

SACKS (Sk-Yds):

Miami: B. McCain 1-11.
Cincinnati: C. Dunlap 2-14, G. Atkins 1.5-10.5, W. Clarke 1-0, M. Johnson 0.5-4.5.

INTERCEPTIONS (Int-Yds):

Miami: None.
Cincinnati: C. Lewis-Harris 1-11.

FORCED FUMBLES:

Miami: A. Branch 1.
Cincinnati: C. Dunlap 1.

FUMBLE RECOVERIES (No-Yds):

Miami: None.
Cincinnati: D. Peko 1-0.

TEAM STATS

| | MIA | CIN |
|------------------------------|-------------------|-------------------|
| First Downs | 8 | 19 |
| Rushing | 3 | 4 |
| Passing | 5 | 13 |
| Penalty | 0 | 2 |
| 3rd-Down Efficiency | 2 for 15 | 3 for 15 |
| 4th-Down Efficiency | 0 for 1 | 1 for 1 |
| Total Net Yards | 222 | 362 |
| Total Net Plays | 43 | 69 |
| Average Gain | 5.2 | 5.2 |
| Net Yards Rushing | 62 | 77 |
| Rushes | 13 | 37 |
| Yards per Rush | 4.8 | 2.1 |
| Net Yards Passing | 160 | 285 |
| Completed - Attempted | 15-25 | 22-31 |
| Yards per Pass Play | 5.3 | 8.9 |
| Sacked - Yards Lost | 5-29 | 1-11 |
| Had Intercepted | 1 | 0 |
| Punts - Average | 7-344-49.1 | 4-184-46.0 |
| Return Yardage | 63 | 55 |
| Punts - Return Yards | 3-13 | 3-23 |
| Kickoffs - Return Yards | 3-50 | 1-21 |
| Interceptions - Return Yards | 0-0 | 1-11 |
| Penalties - Yards | 7-68 | 6-40 |
| Fumbles - Lost | 1-1 | 2-0 |
| Red-Zone Efficiency | 0 for 0 | 1 for 3 |
| Goal-to-Go Efficiency | 0 for 0 | 1 for 2 |
| Time of Possession | 21:58 | 38:02 |



2016 GAME RECAPS

WEEK 5

OCT. 9, 2016 | MIAMI GARDENS, FLA.
HARD ROCK STADIUM
ATTENDANCE: 64,425 | TV: CBS

SCORING SUMMARY

| | |
|---------------------|-----------------|
| TENNESSEE 30 | MIAMI 17 |
|---------------------|-----------------|

| | 1 | 2 | 3 | 4 | F |
|-----------|---|----|---|---|----|
| Tennessee | 7 | 14 | 3 | 6 | 30 |
| Miami | 0 | 14 | 3 | 0 | 17 |

The Dolphins got a couple of electrifying plays in their return to Hard Rock Stadium, but it wasn't enough to produce a victory against the Tennessee Titans.

Marcus Mariota threw three touchdown passes and ran for another score as the Titans beat the Dolphins 30-17.

Mariota's touchdown passes went to former University of Miami star Andre Johnson, tight end Delanie Walker and former Dolphins wide receiver Rishard Matthews. Mariota was sacked four times and knocked out of the game last year when the Dolphins beat the Titans 38-10 in Nashville, but he had the upper hand in this one.

The Dolphins got touchdowns on a 74-yard punt return by rookie Jakeem Grant and a 4-yard run by Jay Ajayi.

The touchdown was the first of Grant's career and the fourth punt return for a touchdown by a rookie in franchise history. Grant, the sixth-round pick from Texas Tech, used his speed to run around two Tennessee players, then avoided two tacklers down the right sideline before racing into the end zone.

The other big play for the Dolphins was a 58-yard reception by running back Damien Williams that set up Ajayi's touchdown. Williams made two defenders miss after catching a swing pass to the left, then sprinted down the left sideline for the longest reception by a Dolphins running back since 2009 when Ricky Williams had a 59-yard gain against the New York Jets.

Tannehill was sacked six times and intercepted twice, the Dolphins were 4-for-11 in third-down conversions, and had the ball on offense for only 23:16.

While Pro Bowl center Mike Pouncey made his 2016 debut against the Titans, the Dolphins still had to play without their projected starting offensive line.

Billy Turner became the third different starting left tackle for the Dolphins this season, as Branden Albert and Laremy Tunsil both were inactive. Turner started at left guard in the previous game against Cincinnati after Tunsil moved over from left guard to replace Albert.

The Dolphins also were without starting linebackers Jelani Jenkins and Koa Misi for a second consecutive week, as well as tight end Jordan Cameron, running back Arian Foster and cornerback Xavier Howard.

SCORING DRIVES

| TEAM | QTR | TIME | PLAY (EXTRA POINT) (DRIVE INFO) | TEN | MIA |
|----------|-----|-------|---|-----|-----|
| Titans | 1 | 0:23 | M.Mariota 5 yd. run (R.Succop kick) (5-61, 2:49) | 7 | 0 |
| Dolphins | 2 | 12:23 | J.Grant 74 yd. punt return (A.Franks kick) | 7 | 7 |
| Titans | 2 | 5:30 | A.Johnson 5 yd. pass from M.Mariota (R.Succop kick) (12-76, 6:53) | 14 | 7 |
| Dolphins | 2 | 2:00 | J.Ajayi 4 yd. run (A.Franks kick) (6-79, 3:30) | 14 | 14 |
| Titans | 2 | 0:47 | D.Walker 20 yd. pass from M.Mariota (R.Succop kick) (6-75, 1:13) | 21 | 14 |
| Titans | 3 | 10:33 | R.Succop 40 yd. Field Goal (4-2, 1:25) | 24 | 14 |
| Dolphins | 3 | 5:10 | A.Franks 24 yd. Field Goal (8-69, 5:23) | 24 | 17 |
| Titans | 4 | 8:23 | R.Matthews 4 yd. pass from M.Mariota (kick blocked) (9-66, 4:54) | 30 | 17 |

GAME STATISTICS

RUSHING (Att-Yds-TD):

Tennessee: D. Murray 27-121, M. Mariota 7-60-1, D. Henry 7-54.
Miami: J. Ajayi 13-42-1, K. Drake 2-4, D. Williams 1-3, J. Landry 1-2.

PASSING (A-C-Y-TD-I):

Tennessee: M. Mariota 29-20-163-3-0.
Miami: R. Tannehill 18-12-191-0-2.

RECEIVING (Rec-Yds-TD):

Tennessee: D. Walker 5-66-1, D. Murray 5-16, R. Matthews 4-32-1, T. Sharpe 2-17, A. Johnson 2-13-1, A. Fasano 1-10, K. Wright 1-9.
Miami: J. Landry 3-28, D. Parker 2-70, D. Williams 2-67, K. Drake 2-16, D. Jones 2-4, D. Sims 1-6.

SACKS (Sk-Yds):

Tennessee: B. Orakpo 2-19, J. Casey 2-14, D. Morgan 2-9.
Miami: None.

INTERCEPTIONS (Int-Yds):

Tennessee: D. Stafford 1-4, J. McCourty 1-1.
Miami: None.

FORCED FUMBLES:

Tennessee: None.
Miami: B. Maxwell 1.

FUMBLE RECOVERIES (No-Yds):

Tennessee: None.
Miami: None.

TEAM STATS

| | TEN | MIA |
|------------------------------|-------------------|-------------------|
| First Downs | 23 | 8 |
| Rushing | 13 | 3 |
| Passing | 8 | 5 |
| Penalty | 2 | 0 |
| 3rd-Down Efficiency | 5 for 12 | 4 for 11 |
| 4th-Down Efficiency | 0 for 1 | 0 for 0 |
| Total Net Yards | 398 | 200 |
| Total Net Plays | 70 | 41 |
| Average Gain | 5.7 | 4.9 |
| Net Yards Rushing | 235 | 51 |
| Rushes | 41 | 17 |
| Yards per Rush | 5.7 | 3.0 |
| Net Yards Passing | 163 | 149 |
| Completed - Attempted | 20-29 | 12-18 |
| Yards per Pass Play | 5.6 | 6.2 |
| Sacked - Yards Lost | 0-0 | 6-42 |
| Had Intercepted | 0 | 2 |
| Punts - Average | 5-175-35.0 | 6-298-49.7 |
| Return Yardage | 45 | 133 |
| Punts - Return Yards | 4-20 | 2-86 |
| Kickoffs - Return Yards | 1-20 | 2-47 |
| Interceptions - Return Yards | 2-5 | 0-0 |
| Penalties - Yards | 5-40 | 8-83 |
| Fumbles - Lost | 1-0 | 0-0 |
| Red-Zone Efficiency | 3 for 3 | 1 for 2 |
| Goal-to-Go Efficiency | 3 for 3 | 1 for 1 |
| Time of Possession | 36:44 | 23:16 |



2016 GAME RECAPS

WEEK 6

OCT. 16, 2016 | MIAMI GARDENS, FLA.
HARD ROCK STADIUM
ATTENDANCE: 65,351 | TV: CBS

SCORING SUMMARY

PITTSBURGH 15

MIAMI 30

| | 1 | 2 | 3 | 4 | F |
|------------|---|----|---|---|----|
| Pittsburgh | 8 | 0 | 0 | 7 | 15 |
| Miami | 3 | 13 | 7 | 7 | 30 |

Jay Ajayi put together one of the great rushing performances in Dolphins history, and the result was an impressive victory against one of the best teams in the AFC.

Ajayi rushed for a career-high 204 yards and two touchdowns, including a game-clinching 62-yard run with 50 seconds left, to lead the Dolphins to a 30-15 victory against the Pittsburgh Steelers 23-15 at Hard Rock Stadium in the second of four consecutive home games.

It was the first 200-yard rushing performance by a Dolphins running back since December 2011 when Reggie Bush did it against the Buffalo Bills.

Ryan Tannehill didn't throw a touchdown pass, but had completions of 53 yards to tight end MarQueis Gray and 39 yards to Jarvis Landry. He also wasn't sacked and played mistake-free football.

The defense did its part in the victory, holding quarterback Ben Roethlisberger and wide receiver Antonio Brown in check.

Roethlisberger came in having thrown three touchdown passes in each of the previous two weeks, but he was held without one until only 1:02 remained in the fourth quarter.

Landry recovered the onside the kick after the Steelers cut the Dolphins lead to 23-15 and Ajayi sealed the victory on the next play. Ajayi joined Ricky Williams, Lamar Smith and Bush as Dolphins players with 200-yard rushing performances.

The Dolphins intercepted Roethlisberger twice, once by Reshad Jones and the other by fellow safety Isa Abdul-Quddus.

The Dolphins opened with its projected starting offensive line — Branden Albert, Laremy Tunsil, Mike Pouncey, Jermon Bushrod and Ja'Wuan James — for the first time all season and it clearly made a difference.

The Dolphins controlled every aspect of the game and the only reason the score wasn't more lopsided — besides the late Pittsburgh touchdown — was the inability to produce in the red zone as they had to settle for three short field goals by Andrew Franks, who also had a short attempt blocked. The Dolphins also had a touchdown pass from Tannehill to Dominique Jones nullified by an illegal formation penalty.

SCORING DRIVES

| TEAM | QTR | TIME | PLAY (EXTRA POINT) (DRIVE INFO) | PIT | MIA |
|----------|-----|------|---|-----|-----|
| Dolphins | 1 | 8:34 | A.Franks 30 yd. Field Goal (9-53, 3:39) | 0 | 3 |
| Steelers | 1 | 5:39 | D.Heyward-Bey 60 yd. run (B.Roethlisberger-L.Bell pass) (6-75, 2:55) | 8 | 3 |
| Dolphins | 2 | 8:18 | A.Franks 23 yd. Field Goal (12-85, 7:08) | 8 | 6 |
| Dolphins | 2 | 5:23 | A.Franks 30 yd. Field Goal (4-1, 2:43) | 8 | 9 |
| Dolphins | 2 | 0:21 | D.Williams 1 yd. run (A.Franks kick) (9-71, 2:26) | 8 | 16 |
| Dolphins | 3 | 1:39 | J.Ajayi 1 yd. run (A.Franks kick) (6-52, 3:31) | 8 | 23 |
| Steelers | 4 | 1:02 | C.Hamilton 23 yd. pass from B.Roethlisberger (C.Boswell kick) (10-97, 3:18) | 15 | 23 |
| Dolphins | 4 | 0:50 | J.Ajayi 62 yd. run (A.Franks kick) (1-62, 0:12) | 15 | 30 |

GAME STATISTICS

RUSHING (Att-Yds-TD):

Pittsburgh: D. Heyward-Bey 1-60-1, L. Bell 10-53, D. Williams 3-10, A. Brown 1-6, L. Jones 1(-1).
Miami: J. Ajayi 25-204-2, D. Williams 6-12-1, A. Foster 3-3, R. Tannehill 2-3.

PASSING (A-C-Y-TD-I):

Pittsburgh: B. Roethlisberger 34-19-189-1-2, L. Jones 1-0-0-0-0.
Miami: R. Tannehill 32-24-252-0-0.

RECEIVING (Rec-Yds-TD):

Pittsburgh: L. Bell 6-55, A. Brown 4-39, E. Rogers 4-35, C. Hamilton 2-36-1, J. James 2-13, X. Grimble 1-11.
Miami: J. Landry 7-91, D. Parker 5-28, M. Gray 3-81, K. Stills 2-12, A. Foster 2-12, D. Williams 2-5, D. Sims 1-12, D. Jones 1-8, J. Ajayi 1-3.

SACKS (Sk-Yds):

Pittsburgh: None.
Miami: A. Branch 1.5-15.5, C. Wake 0.5-4.5.

INTERCEPTIONS (Int-Yds):

Pittsburgh: None.
Miami: R. Jones 1-17, I. Abdul-Quddus 1-7.

FORCED FUMBLES:

Pittsburgh: None.
Miami: None.

FUMBLE RECOVERIES (No-Yds):

Pittsburgh: None.
Miami: None.

TEAM STATS

| | PIT | MIA |
|------------------------------|-------------------|------------------|
| First Downs | 15 | 24 |
| Rushing | 3 | 12 |
| Passing | 11 | 10 |
| Penalty | 1 | 2 |
| 3rd-Down Efficiency | 3 for 11 | 7 for 14 |
| 4th-Down Efficiency | 0 for 1 | 0 for 0 |
| Total Net Yards | 297 | 474 |
| Total Net Plays | 53 | 68 |
| Average Gain | 5.6 | 7.0 |
| Net Yards Rushing | 128 | 222 |
| Rushes | 16 | 36 |
| Yards per Rush | 8.0 | 6.2 |
| Net Yards Passing | 169 | 252 |
| Completed - Attempted | 19-35 | 24-32 |
| Yards per Pass Play | 4.6 | 7.9 |
| Sacked - Yards Lost | 2-20 | 0-0 |
| Had Intercepted | 2 | 0 |
| Punts - Average | 5-180-36.0 | 2-77-38.5 |
| Return Yardage | 57 | 50 |
| Punts - Return Yards | 0-0 | 2-26 |
| Kickoffs - Return Yards | 3-57 | 0-0 |
| Interceptions - Return Yards | 0-0 | 2-24 |
| Penalties - Yards | 6-65 | 8-95 |
| Fumbles - Lost | 0-0 | 0-0 |
| Red-Zone Efficiency | 0 for 0 | 2 for 6 |
| Goal-to-Go Efficiency | 0 for 0 | 2 for 3 |
| Time of Possession | 23:30 | 36:30 |



2016 GAME RECAPS

WEEK 7

OCT. 23, 2016 | MIAMI GARDENS, FLA.
HARD ROCK STADIUM
ATTENDANCE: 65,658 | TV: CBS

SCORING SUMMARY

BUFFALO 25

MIAMI 28

| | 1 | 2 | 3 | 4 | F |
|---------|---|---|---|----|----|
| Buffalo | 3 | 7 | 7 | 8 | 25 |
| Miami | 3 | 3 | 8 | 14 | 28 |

SCORING DRIVES

| TEAM | QTR | TIME | PLAY (EXTRA POINT) (DRIVE INFO) | BUF | MIA |
|----------|-----|-------|---|-----|-----|
| Dolphins | 1 | 7:28 | A.Franks 36 yd. Field Goal (15-64, 7:32) | 0 | 3 |
| Bills | 1 | 0:49 | D.Carpenter 29 yd. Field Goal (6-20, 1:59) | 3 | 3 |
| Bills | 2 | 11:47 | T.Taylor 10 yd. run (D.Carpenter kick) (7-40, 2:50) | 10 | 3 |
| Dolphins | 2 | 3:47 | A.Franks 33 yd. Field Goal (12-58, 8:00) | 10 | 6 |
| Bills | 3 | 5:51 | M.Goodwin 67 yd. pass from T.Taylor (D.Carpenter kick) (1-67, 0:09) | 17 | 6 |
| Dolphins | 3 | 0:18 | J.Ajayi 4 yd. run (R.Tannehill-J.Landry pass) (10-75, 5:33) | 17 | 14 |
| Dolphins | 4 | 3:56 | D.Williams 12 yd. run (A.Franks kick) (6-64, 3:49) | 17 | 21 |
| Dolphins | 4 | 2:24 | K.Stills 66 yd. pass from R.Tannehill (A.Franks kick) (3-70, 1:03) | 17 | 28 |
| Bills | 4 | 0:14 | R.Bush 1 yd. run (T.Taylor-R.Bush pass) (13-75, 2:10) | 25 | 28 |

Jay Ajayi and the Dolphins did it again.

Ajayi had a second consecutive tremendous rushing performance and the Dolphins again knocked off one of the best teams in the AFC, beating the Buffalo Bills 28-25 at Hard Rock Stadium.

A week after rushing for 204 yards against Pittsburgh, Ajayi finished with 214 yards as he joined O.J. Simpson, Earl Campbell and former Dolphins running back Ricky Williams as the only players in NFL history with back-to-back 200-yard games.

Ajayi reached the 200-yard mark on a 14-yard run in the fourth quarter that came three plays before Damien Williams scored the go-ahead touchdown on a 12-yard run.

Williams scored after breaking two tackles at the 4-yard line, getting some help from two offensive linemen who pushed the pile toward the end zone.

The Dolphins added to their lead with 2:24 left when Ryan Tannehill connected with Kenny Stills for a 66-yard touchdown pass on a huge third-and-6 play.

Buffalo made the score closer with a touchdown and a two-point conversion with 14 seconds left.

Ajayi's effort against Buffalo included a 4-yard touchdown run in the third quarter that cut the Dolphins' deficit to 17-14 after a successful two-point conversion on a pass from Tannehill to Jarvis Landry.

The Dolphins handled the league's top-ranked rushing offense, holding Buffalo to 67 yards on 22 carries.

LeSean McCoy, who started despite being questionable with a hamstring injury, was held to 11 yards on eight attempts before leaving the game.

Tyrod Taylor ran for a touchdown and passed for another for Buffalo, which came in riding a four-game winning streak, the team's longest since the 2008 season.

GAME STATISTICS

RUSHING (Att-Yds-TD):

Buffalo: T. Taylor 7-35-1, M. Gillislee 5-20, L. McCoy 8-11, R. Bush 1-1-1, J. Felton 1-0.
Miami: J. Ajayi 28-214-1, R. Tannehill 6-21, D. Williams 4-16-1, A. Foster 3-5.

PASSING (A-C-Y-TD-I):

Buffalo: T. Taylor 28-14-221-1-0.
Miami: R. Tannehill 25-15-204-1-0.

RECEIVING (Rec-Yds-TD):

Buffalo: M. Goodwin 4-93-1, B. Tate 2-31, C. Clay 2-29, J. Hunter 2-25, W. Powell 2-23, R. Bush 1-13, N. O'Leary 1-7.
Miami: K. Stills 5-100-1, J. Landry 5-78, D. Parker 3-20, A. Foster 1-4, J. Ajayi 1-2.

SACKS (Sk-Yds):

Buffalo: L. Alexander 1-6.
Miami: C. Wake 1.5-8, N. Suh 1-6, J. Jones 1-4, A. Branch 0.5-3.

INTERCEPTIONS (Int-Yds):

Buffalo: None.
Miami: None.

FORCED FUMBLES:

Buffalo: None.
Miami: None.

FUMBLE RECOVERIES (No-Yds):

Buffalo: None.
Miami: None.

TEAM STATS

| | BUF | MIA |
|------------------------------|-------------------|-------------------|
| First Downs | 16 | 26 |
| Rushing | 4 | 15 |
| Passing | 9 | 9 |
| Penalty | 3 | 2 |
| 3rd-Down Efficiency | 3 for 13 | 5 for 12 |
| 4th-Down Efficiency | 0 for 0 | 0 for 0 |
| Total Net Yards | 267 | 454 |
| Total Net Plays | 54 | 67 |
| Average Gain | 4.9 | 6.8 |
| Net Yards Rushing | 67 | 256 |
| Rushes | 22 | 41 |
| Yards per Rush | 3.0 | 6.2 |
| Net Yards Passing | 200 | 198 |
| Completed - Attempted | 14-28 | 15-25 |
| Yards per Pass Play | 6.3 | 7.6 |
| Sacked - Yards Lost | 4-21 | 1-6 |
| Had Intercepted | 0 | 0 |
| Punts - Average | 7-316-45.1 | 5-175-35.0 |
| Return Yardage | 93 | 89 |
| Punts - Return Yards | 1-30 | 5-28 |
| Kickoffs - Return Yards | 3-63 | 4-61 |
| Interceptions - Return Yards | 0-0 | 0-0 |
| Penalties - Yards | 6-45 | 13-116 |
| Fumbles - Lost | 0-0 | 0-0 |
| Red-Zone Efficiency | 2 for 3 | 2 for 4 |
| Goal-to-Go Efficiency | 2 for 2 | 1 for 1 |
| Time of Possession | 22:58 | 37:02 |



2016 GAME RECAPS

WEEK 8

NOV. 6, 2016 | MIAMI GARDENS, FLA.
HARD ROCK STADIUM
ATTENDANCE: 65,722 | TV: CBS

SCORING SUMMARY

N.Y. JETS 23

MIAMI 27

| | 1 | 2 | 3 | 4 | F |
|-----------|----|---|---|----|----|
| N.Y. Jets | 10 | 3 | 0 | 10 | 23 |
| Miami | 7 | 7 | 6 | 7 | 27 |

Kenyan Drake's holding penalty nullified a touchdown in the second quarter, but he more than made up for it later.

The rookie third-round pick returned a kickoff 96 yards for a touchdown with 5:15 left in the fourth quarter to lead the Dolphins to a 27-23 victory against the New York Jets in a thriller at Hard Rock Stadium.

The victory gave the Dolphins a 4-4 record as they reached the halfway mark of the season on a three-game winning streak.

Drake's touchdown came after the Jets took a 23-20 lead on a touchdown pass from Ryan Fitzpatrick to Jalin Marshall two plays after punter Matt Darr dropped a perfect snap on fourth down.

The winning touchdown came on a re-kick after the Jets were penalized for offside on their original kickoff.

After taking the ball at the 4-yard line, Drake found a hole up the middle before shifting to the right and outracing kicker Nick Folk to the end zone.

Ndamukong Suh's sack on third down ended the Jets' offensive possession following Drake's touchdown and the Dolphins were able to kill off the rest of the clock thanks in part to a pass interference penalty on third down and four runs by Jay Ajayi that gained 44 yards.

Drake's penalty for illegal block in the back in the first half nullified a punt return for a touchdown by fellow rookie Jakeem Grant.

After back-to-back 200-yard rushing performances against Pittsburgh and Buffalo, Ajayi didn't have nearly as much open field against the No. 1-ranked rushing defense in the NFL. But Ajayi still managed to rush for 111 yards and had a rushing touchdown for a fourth consecutive game.

Tight end Dominique Jones scored his first career touchdown in the second quarter on a 1-yard reception to give the Dolphins a lead that lasted until the Jalen Marshall touchdown.

SCORING DRIVES

| TEAM | QTR | TIME | PLAY (EXTRA POINT) (DRIVE INFO) | NYJ | MIA |
|----------|-----|-------|--|-----|-----|
| Jets | 1 | 8:26 | N.Folk 23 yd. Field Goal (13-70, 6:34) | 3 | 0 |
| Dolphins | 1 | 4:56 | J.Ajayi 20 yd. run (A.Franks kick) (6-75, 3:30) | 3 | 7 |
| Jets | 1 | 0:35 | M.Forte 31 yd. run (N.Folk kick) (8-75, 4:21) | 10 | 7 |
| Dolphins | 2 | 10:16 | D.Jones 1 yd. pass from R.Tannehill (A.Franks kick) (11-75, 5:19) | 10 | 14 |
| Jets | 2 | 5:20 | N.Folk 21 yd. Field Goal (9-75, 4:56) | 13 | 14 |
| Dolphins | 3 | 5:08 | A.Franks 33 yd. Field Goal (10-56, 4:53) | 13 | 17 |
| Dolphins | 3 | 3:22 | A.Franks 29 yd. Field Goal (4-3, 1:38) | 13 | 20 |
| Jets | 4 | 12:50 | N.Folk 28 yd. Field Goal (9-67, 5:32) | 16 | 20 |
| Jets | 4 | 5:42 | J.Marshall 18 yd. pass from R.Fitzpatrick (N.Folk kick) (2-18, 0:10) | 23 | 20 |
| Dolphins | 4 | 5:15 | K.Drake 96 yd. kickoff return (A.Franks kick) (0-0, 0:27)5:15 | 23 | 27 |

GAME STATISTICS

RUSHING (Att-Yds-TD):

N.Y. Jets: M. Forte 12-92-1, R. Fitzpatrick 3-26, B. Powell 6-22.
Miami: J. Ajayi 24-111-1, D. Williams 5-29, M. Darr 1-0, R. Tannehill 2-(-3).

PASSING (A-C-Y-TD-I):

N.Y. Jets: R. Fitzpatrick 28-17-193-1-2, B. Petty 2-2-19-0-0.
Miami: R. Tannehill 28-17-149-1-0, J. Landry 1-0-0-0-0.

RECEIVING (Rec-Yds-TD):

N.Y. Jets: B. Marshall 6-45, R. Anderson 4-49, B. Powell 4-29, J. Marshall 3-59-1, Q. Enunwa 1-25, M. Forte 1-5.
Miami: D. Jones 3-42-1, J. Landry 3-33, J. Ajayi 3-19, D. Williams 2-20, M. Gray 2-10, D. Parker 2-8, K. Stills 1-11, K. Drake 1-6.

SACKS (Sk-Yds):

N.Y. Jets: L. Mauldin 0.5-6, J. Martin 0.5-6.
Miami: C. Wake 2-16, N. Suh 1-8.

INTERCEPTIONS (Int-Yds):

N.Y. Jets: None.
Miami: J. Phillips 1-17, B. McCain 1-0.

FORCED FUMBLES:

N.Y. Jets: S. McLendon 1, C. Spiller 1.
Miami: C. Wake 2.

FUMBLE RECOVERIES (No-Yds):

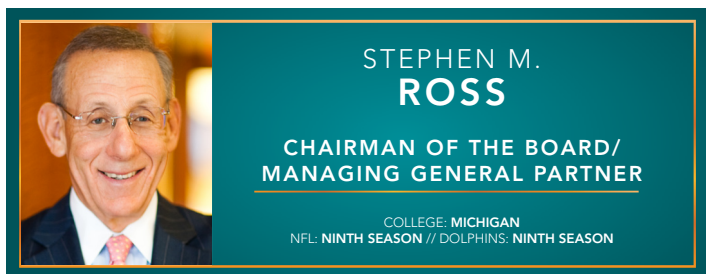
N.Y. Jets: None.
Miami: None.

TEAM STATS

| | NYJ | MIA |
|------------------------------|-------------------|-------------------|
| First Downs | 18 | 20 |
| Rushing | 3 | 7 |
| Passing | 10 | 9 |
| Penalty | 5 | 4 |
| 3rd-Down Efficiency | 3 for 11 | 5 for 11 |
| 4th-Down Efficiency | 0 for 0 | 0 for 1 |
| Total Net Yards | 332 | 274 |
| Total Net Plays | 54 | 62 |
| Average Gain | 6.1 | 4.4 |
| Net Yards Rushing | 140 | 137 |
| Rushes | 21 | 32 |
| Yards per Rush | 6.7 | 4.3 |
| Net Yards Passing | 192 | 137 |
| Completed - Attempted | 19-30 | 17-29 |
| Yards per Pass Play | 5.8 | 4.6 |
| Sacked - Yards Lost | 3-20 | 1-12 |
| Had Intercepted | 2 | 0 |
| Punts - Average | 3-121-40.3 | 3-120-40.0 |
| Return Yardage | 47 | 186 |
| Punts - Return Yards | 2-10 | 2-12 |
| Kickoffs - Return Yards | 2-37 | 3-157 |
| Interceptions - Return Yards | 0-0 | 2-17 |
| Penalties - Yards | 10-77 | 8-86 |
| Fumbles - Lost | 3-0 | 3-0 |
| Red-Zone Efficiency | 1 for 5 | 1 for 4 |
| Goal-to-Go Efficiency | 0 for 1 | 1 for 2 |
| Time of Possession | 29:38 | 30:22 |



STEPHEN M. ROSS



The landscape of South Florida was forever changed when Stephen Ross purchased the Miami Dolphins eight years ago. He began his ownership interest in the Dolphins in February of 2008 when he became a 50 percent partner with H. Wayne Huizenga in the team, the stadium and the surrounding developable land. He increased that share to a 95 percent ownership of the team and the stadium on January 20, 2009 and assumed the responsibility of Managing General Partner of both the Dolphins and the stadium. His investment continues to make an imprint on the region through a rich legacy in sport, community and culture.

Ross' connection to the area didn't start nearly a decade ago, but rather a half century ago when his family moved to Miami Beach in his childhood. The purchase was a culmination of a long-held dream; the Dolphins have been a lifetime passion for him.

Today, that reality flourishes in several aspects of his influence – reverberating from his investment in resources for the organization, his altruism in the community and his willingness to gift South Florida a state-of-the-art facility.

Throughout the Dolphins organization, Ross' ethos of building a first-class team on and off the field is etched deep. Under Ross' vision, a holistic approach has been adopted for the athletes – presenting an environment for them to flourish with cutting-edge sports performance programs, multi-million dollar renovated training facilities and a fully engaged player development program to cater to the players.

"My role as an owner is really to put the team in a position to win and do everything we possibly can," Ross said. "In every single area, we've made changes. We've thought outside the box. We're looking to be the best in class. You can see the players that we've attracted, what they expect and you put it all together, that's what makes winning teams. We're all looking to win."

Ross is committed to supporting the community that supports the Dolphins. He has strengthened the reach of the Miami Dolphins Foundation, offering tremendous support in the areas of education, health, volunteerism and youth programs. In May of 2013, Ross pledged to give more than half of his estate to philanthropic causes and charitable organizations, including South Florida-based institutions. The commitment was made through the Giving Pledge, a long-term global initiative created by Warren Buffett and Bill and Melinda Gates that aims to inspire deeper engagement in philanthropy and increase charitable giving globally. As an NFL owner, he is using his platform to harness the unifying power of sport to advance race relations across the country through the establishment of the nonprofit organization Ross Initiative in Sports for Equality (RISE).

"Sports brings together athletes,

coaches and fans of all races, uniting us with shared experiences and common goals that transcend our differences," Ross said. "The sports community is uniquely positioned and empowered to help drive national discussion and action to unite our country, promote understanding, respect and equality, and advance race relations now and for the next generation. While it would be unrealistic to say that RISE alone will end racism, we have the opportunity to harness the unifying power of sport and create a new paradigm."

Ross' largest contribution to the South Florida area is shaping the culture of the region. After making his name in development, Ross brought his expertise to completely modernize a 28-year-old facility, Hard Rock Stadium, into a truly global entertainment destination. His private investment of more than \$500 million is a game-changer in redefining the fan experience. The first phase of the project involved changing every seat in the stadium, rebuilding the concourses on the 100 and 300 levels, and improving the food choices throughout the entire facility. The second phase of renovations involved the installation of a state-of-the-art canopy that keeps as many as 92 percent of the spectators in the shade and protected from the rain, depending on the time of the day and the month. Additionally, four 1,472-inch high-definition video boards, the largest total square footage in the AFC East, adorn each corner of the stadium. The multi-year project will be completed for the 2017 season with upgrades to the private suites on the 200 level, raising the caliber on premium spaces within a sports venue.

"I think the big winner, as I look at, it is really Miami," Ross said. "We're really trying to create one of the great sports entertainment facilities in the United States today."

Ross has built architectural cathedrals throughout the globe, and his gift to South Florida ushers in a new era of world-class events, including Super Bowls, World Cups, college football championships, and international soccer and concerts.

"What I learned is Steve is a very rare combination of tenacity and heart, and he has tremendous integrity. That's inspiring for anybody to go work for somebody like Steve," Miami Dolphins President & CEO Tom Garfinkel said. "He also cares tremendously about people. He cares about this organization, and he cares about winning. It's not rhetoric. This is someone who had both the capacity and the willingness to invest in big ideas to create a best-in-class organization."





MIKE TANNENBAUM



Growing up in the Boston suburb of Needham, Mass., heavily entrenched with a love affair of all things Boston Celtics during their dominant era under the leadership of Red Auerbach, Mike Tannenbaum saw the impact a sports dynasty could make. At an early age, he marveled as Auerbach became a pioneer of modern basketball, emphasizing team play rather than individual performance. In college at the University of Massachusetts-Amherst, Tannenbaum again delved deep into the blueprint Bill Walsh had constructed as the San Francisco 49ers dominated the NFL during the 1980s. It was during his time at Tulane University Law School Tannenbaum solidified his drive to build one organization, a goal that drives him on a daily basis in his role as Miami Dolphins Executive Vice President, Football Operations.

"I want to build an organization with people who are selfless, who are willing to sacrifice part of what is in their own best interest for the greater good of the organization. There is nothing like winning," Tannenbaum said.

Tannenbaum began his career in the NFL with the New Orleans Saints in 1994 before accepting the position of player personnel assistant with the Cleveland Browns in 1995. He returned to the Saints for the 1996 season as a player personnel assistant prior to joining the New York Jets in 1997. Tannenbaum spent 16 seasons (1997-2012) in various roles for the Jets, including his final seven years (2006-12) as the team's executive vice president and general manager. During his time as general manager, the Jets advanced to the playoffs three times, won four playoff games and made two AFC Championship game appearances.

Tannenbaum then went back to his roots as a sports lawyer, serving in 2013-14 as Priority Sports & Entertainment principal. There he honed relationships in the sports industry, setting a new caliber and showcasing his acumen for scouting talent in appointments of key clients David Blatt and Steve Kerr as Cleveland Cavaliers and Golden State Warriors head coaches ahead of the 2014-15 season.

It was in New York that his path crossed with Miami Dolphins owner Stephen Ross, where he was tapped to consult for the team in August 2014, followed by his appointment as executive vice president, football operations on Jan. 6, 2015.

In his role, Tannenbaum oversees and coordinates the effort of football operations and administration. He is most proud of his work and collaboration with General Manager Chris Grier and Head Coach Adam Gase, as well as other senior executives in implementing the philosophy of a championship caliber football team.

Tannenbaum has overhauled the Dolphins football operations. During the 2016 offseason, he helped orchestrate a trade of Miami's first-round draft pick (eighth overall) to Philadelphia, where the Dolphins moved back five selections and acquired linebacker Kiko Alonso and cornerback Byron Maxwell. The Dolphins used their first-round choice (13th overall) acquired in the trade to draft guard/tackle Laremy Tunsil. He also helped ink defensive end Cameron Wake to a contract extension. In his first full offseason with the Dolphins in 2015, Tannenbaum helped land one of the top unrestricted free agents in four-time Pro Bowl defensive tackle Ndamukong Suh, while also signing another player with a Pro Bowl on his resume in tight end Jordan Cameron, to go along with trading for wide receiver Kenny Stills. He also was instrumental in signing Pro Bowl center Mike Pouncey and quarterback Ryan Tannehill to contract extensions.

True to his mentors, Tannenbaum has instituted revolutionary landmarks in line with Ross' drive for innovative, first-class business

practices. These include the creation and implementation of a sport performance department, a roster overhaul for sustainability and proactive player wellness programs.

"I'm really proud of the fact that Stephen Ross gives us incredible resources. I think our player wellness and player care is second to none in the league in terms of our players feel like the environment here – from the food they eat to the practice fields – is best in class. And they're given every opportunity to prove and maximize their talents."

Outside of work, Mike and his wife, Michelle, remain true to their core values that education and knowledge will always pave a successful path. In keeping with these beliefs, they have instituted scholarship programs with his alma mater UMass and a New Jersey YMCA to afford young professionals the opportunity to pursue their passion without the burden of living expenses.

He uses his role with the Dolphins to guide future leaders, participating in numerous speeches within the industry. He is well vested at UMass, on hand several times throughout his evolving career to give advice and lend support to aspiring young professionals. Additionally, he sits on an advisory council at Tulane, tasked with creating opportunities for students in an evolving landscape, including virtual internships to enhance students' experience while embracing globalization.

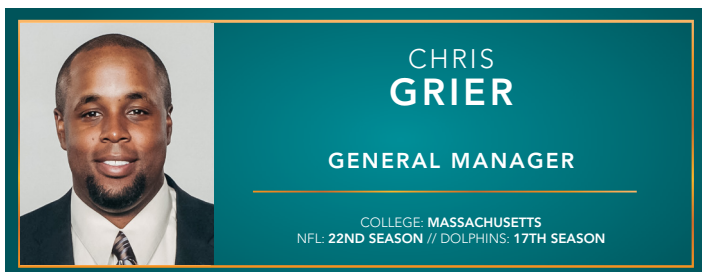
Mike Tannenbaum brings his expertise, drive, vision and leadership to the Miami Dolphins with one goal: to create a winning organization that consistently competes for championships.

"There's nothing like football; I think it's a microcosm of life. People have such disparate backgrounds yet we're all here because the one commonality we all have in this organization is we're intoxicated by winning."





CHRIS GRIER



Chris Grier is entering his 17th season with the Miami Dolphins and first as the club's general manager. He spent the previous nine years as the team's director of college scouting. Grier was appointed general manager on Jan. 4, 2016. He works together with Executive Vice President of Football Operations Mike Tannenbaum and Head Coach Adam Gase to help build a championship caliber football team. In his role, Grier oversees the draft, both college and pro personnel departments and all scouting efforts.

During the 2016 offseason, Grier worked with his staff to bring linebacker Kiko Alonso and cornerback Byron Maxwell to Miami in a trade with the Philadelphia Eagles. He utilized the team's first-round draft pick (13th overall), also acquired in the Eagles trade, to select guard/tackle Laremy Tunsil. The Dolphins will enter the 2016 training camp with more than 45 new players acquired during the offseason.

As the team's director of college scouting (2007-15), Grier was part of a front office that discovered some of the best collegiate players the Dolphins have ever drafted, including wide receiver Jarvis Landry. A second-round selection in 2014, Landry finished his first two NFL seasons with 194 receptions, more than any player has ever recorded in his first two years in the league.

Grier and the Dolphins also identified and drafted running back Lamar Miller and defensive end Olivier Vernon. Miller ranks No. 4 among all NFL running backs in rushing yards (1,971) and yards per carry (4.81) over the past two seasons and was a fourth-round pick in 2012. Vernon finished the 2015 campaign with 36 quarterback hits, the third-most in the NFL, and tied for fourth among all players with 18 tackles for loss. Vernon was a third-

round pick in 2012.

In 2011, the Dolphins drafted center Mike Pouncey in the first round. Pouncey has developed into one of the league's best interior linemen and was selected to the Pro Bowl for the third time in his career in 2015.

During Grier's tenure with the club, the Dolphins have found several diamonds in the rough. Safety Reshad Jones was a fifth-round pick in 2010 and was named the team's co-MVP following the 2015 season after he became the first player in team history to record at least 100 tackles, four interceptions and two sacks in a single season.

Prior to being the team's director of college scouting, Grier served as an area scout with the club from 2000-02, before being promoted to national scout/assistant director of college scouting in 2003. Miami won the AFC East during his first season with the team.

Grier started with the Patriots as an intern in 1994. He joined the club on a full-time basis the following year, and served as a regional scout until joining the Dolphins in 2000. In 1996, Grier was part of a New England staff that won the AFC Championship. He helped scout several players for a Patriots roster that went on to win Super Bowls XXXVI, XXXVIII and XXXIX.

Grier has worked with several of football's most successful coaches and executives throughout his career and that has helped shape his football philosophy. His father, Bobby Grier, is the former vice president of player personnel for the Patriots and recently retired as a senior personnel advisor with the Houston Texans. Chris has also worked with and learned under Pro Football Hall of Famer Bill Parcells, Patriots Head Coach Bill Belichick, Seattle Seahawks Head Coach Pete Carroll and University of Alabama Head Coach Nick Saban.

Grier attended the University of Massachusetts-Amherst where he majored in journalism and played football for two years before injuries ended his career. He spent his final two years there as an undergraduate assistant.

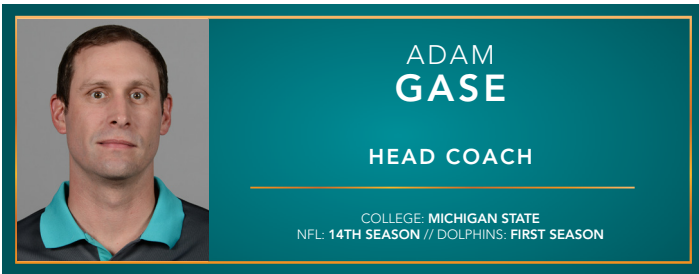
Chris' brother, Michael, played for the Edmonton Oilers, Washington Capitals, San Jose Sharks and Buffalo Sabres of the National Hockey League. He is currently a scout for the Chicago Blackhawks.

A native of Holliston, Mass., Grier resides in Weston, Fla. with his wife, Paige, and their two sons, Landon and Jackson.





ADAM GASE



CAREER

Adam Gase was named the 12th head coach in Miami Dolphins history on Jan. 9, 2016. Gase joined Miami with three years of experience as an NFL offensive coordinator, directing some of the most prolific offenses in league history.

In 2015, Gase was the offensive coordinator for the Chicago Bears. Under Gase, the Bears implemented a balanced offensive attack that improved the team's rushing totals from No. 27 in the season before Gase arrived in Chicago to No. 11 in 2015, as the unit averaged 25.6 more rushing yards per game. Bears quarterback Jay Cutler finished the 2015 season with the highest passer rating (92.3) of his career. Cutler also threw seven fewer interceptions than the previous season and his interception rate of 2.3 percent was the best showing of his career for a season where he played at least 12 games. In addition, Cutler's yards per attempt increased by 0.8, the second-largest one-year increase in his career. Additionally, running back Jeremy Langford had an impressive rookie season, rushing for 537 yards and six touchdowns. His 537 rushing yards ranked No. 7 among all NFL rookies and his six touchdowns were tied for fourth amongst rookie rushers.

Prior to joining the Bears, Gase spent six seasons (2009-14) with the Denver Broncos, during which time the team compiled a 58-38 (.604) regular-season record, won four AFC West titles, three playoff games and an AFC Championship, including a trip to Super Bowl XLVIII.

While Gase was the Denver Broncos offensive coordinator in 2013 and 2014, the Broncos led the NFL in scoring offense (34.0 points per game), total offense (430.1 yards per game) and passing offense (315.8 yards per game) during that time period. During his two seasons as coordinator, seven players from the Broncos offense were named to the Pro Bowl: running back C.J. Anderson (2014), tackle Ryan Clady (2014), quarterback Peyton Manning (2013-14), wide receiver Emmanuel Sanders (2014), wide receiver Demaryius Thomas (2013-14), tight end Julius Thomas (2013-14) and guard Louis Vasquez (2013).

In 2014, the Broncos finished 12-4, winning the AFC West and earned a bye in the first round of the playoffs. Gase helped Denver finish second in scoring, averaging 30.1 points per contest. Manning continued his excellence, completing 66.2 percent of his passes and passing for 4,727 yards and 39 touchdowns. He set the NFL's career passing touchdown record on Oct. 19, 2014 against San Francisco. Demaryius Thomas broke the franchise's single-season receiving record with 1,619 receiving yards.

In 2013, Gase's first as offensive coordinator, the Broncos set NFL records in both points (606) and touchdowns (76) and Denver's scoring output increased by 7.8 points per game. The Broncos totaled 59.4 yards per game more than they did in 2012 and led the NFL with 5,444 passing yards and 55 passing touchdowns. The explosive offense helped Denver finish the regular season 13-3, winning the AFC West and earning the top seed in the AFC playoffs, where the Broncos won the conference title and played in Super Bowl XLVIII.

In addition to setting NFL team records, Gase also helped Manning have the most prolific season of any quarterback in NFL history. Manning's 5,477 passing yards and 55 passing touchdowns were both NFL records that still stand today. Manning earned his fifth NFL MVP award and was honored as the Maxwell Club Player of the Year and AP Offensive Player of the Year.

In total, the Broncos set or tied 14 NFL offense and scoring records in the 2013 season with Gase as offensive coordinator: points (606), touchdowns (76), players with 10 or more touchdowns (5), passing first downs (293), games with 50-plus points (3), points in the second half (318), individual passing yards (Manning, 5,477), individual passing touchdowns (Manning, 55), longest field goal (Matt Prater, 64 yards), most extra points (Matt Prater, 75), most four-touchdown passing games (Manning, 9), most two-touchdown passing games (Manning, 15), most 400-yard passing games (Peyton Manning, 4) and most 90-plus passer rating games (Manning, 15).

The 2013 Broncos were one of just four teams in the past five seasons (2011-15) to have two 1,000-yard receivers and a 1,000-yard rusher. Wide receiver Demaryius Thomas was fourth in the NFL with 1,430 receiving yards, while fellow wide receiver Eric Decker ranked No. 9 with 1,288. Running back Knowshon Moreno rushed for 1,038 yards and 10 touchdowns.

Gase served as Denver's quarterbacks coach from 2011-12. Manning joined the Broncos in 2012, following 14 seasons with the Indianapolis Colts, including a 2011 campaign that he missed due to injury. With Gase as his position coach in 2012, Manning was wildly successful, finishing second in the league in passer rating (105.8), third in passing touchdowns (37) and sixth in passing yards (4,659). He earned the AP NFL Comeback Player of the Year award and was runner-up for NFL MVP.

Gase joined the Broncos in 2009 as the wide receivers coach, a position he held for two seasons.

In 2010, he helped wide receiver Brandon Lloyd earn a Pro Bowl invitation after he led the league in receiving with 1,448 yards and 11 touchdowns. It was the first time a Broncos player had ever led the league in receiving yards.

Gase coached another Pro Bowl wide receiver in 2009 when Brandon Marshall caught 101 passes for 1,120 yards (11.1 avg.) and 10 touchdowns. The 101 receptions was the fourth-highest mark in the league and the Pro Bowl selection was Marshall's second of his young career.

Gase spent the 2008 season as an offensive assistant for the San Francisco 49ers. Prior to San Francisco, Gase held several roles for five seasons (2003-07) with the Detroit Lions.

BACKGROUND

Gase earned his bachelor's degree from Michigan State, where he was a student assistant. He was also a graduate assistant and recruiting assistant at LSU (2000-03). He began his NFL career as a scouting assistant for the Detroit Lions (2003-04) and coached for the Lions (2005-07), San Francisco 49ers (2008), Denver Broncos (2009-14) and Chicago Bears (2015).

PERSONAL

Born March 29, 1978 in Ypsilanti, Mich. He and his wife, Jennifer, have a daughter, McKenzie, and two sons, A.J. and Wyatt.



2016 MIAMI DOLPHINS OFFENSIVE AND STRENGTH & CONDITIONING COACHES



CLYDE CHRISTENSEN OFFENSIVE COORDINATOR

Born January 28, 1956, Covina, Calif.
Quarterback Fresno City College 1975, North Carolina 1976-78. No pro playing experience. College coach: Mississippi 1979, East Tennessee State 1980-82, Temple 1983-85, East Carolina 1986-88, Holy Cross 1989-1990, South Carolina 1991, Maryland 1992-93, Clemson, 1994-95. Pro coach: Tampa Bay Buccaneers 1996-2001, Indianapolis Colts 2002-15, joined Dolphins in 2016.



BEN JOHNSON ASSISTANT WIDE RECEIVERS

Born May 11, 1986, Charleston, S.C.
Quarterback North Carolina 2004-08. No pro playing experience. College coach: Boston College 2010-11. Pro coach: Joined Dolphins in 2012.



DANNY BARRETT RUNNING BACKS

Born December 18, 1961, Boynton Beach, Fla.
Quarterback Cincinnati 1979-82. Pro quarterback Calgary Stampeders 1983-85, 1990-91, 1996, Toronto Argonauts 1985-88, BC Lions 1992-93, 1998, Ottawa Rough Riders 1994-95. College coach: Buffalo 2007-09, Central Florida 2011-15. Pro coach: Calgary Stampeders 1997, BC Lions 1998-99, Saskatchewan Roughriders 2000-06, joined Dolphins in 2016.



CHRIS KUPER OFFENSIVE QUALITY CONTROL

Born December 19, 1982, Anchorage, Alaska.
Guard North Dakota State 2001-05. Pro guard Denver Broncos 2006-13. No college or pro coaching experience.



SHANE DAY TIGHT ENDS

Born September 27, 1974, Manhattan, Kan.
Wide receiver Rhodes College 1995-96. No pro playing experience. College coach: Michigan 2005-06, Connecticut 2012-13. Pro coach: San Francisco 49ers 2007-09, Chicago Bears 2010-11, Washington Redskins 2014-15, joined Dolphins in 2016.



JEREMIAH WASHBURN ASSISTANT OFFENSIVE LINE

Born June 17, 1977, Boone, N.C.
Guard Arkansas 1998-2000. No pro playing experience. College coach: Arkansas 2000-01. Pro coach: Carolina Panthers 2002, Baltimore Ravens 2003-08, Detroit Lions 2009-15, joined Dolphins in 2016.



CHRIS FOERSTER OFFENSIVE LINE

Born October 12, 1961, Milwaukee, Wisc.
Center Colorado State 1979-1982. No pro playing experience. College coach: Colorado State 1983-87, Stanford 1988-1991, Minnesota 1992. Pro coach: Minnesota Vikings 1993-95, Tampa Bay Buccaneers 1996-2001, Indianapolis Colts 2002-03, Miami Dolphins 2004, Baltimore Ravens, 2005-07, San Francisco 49ers, 2008-09, 2015, Washington Redskins 2010-14, re-joined Dolphins in 2016.



DAVE PULOKA HEAD STRENGTH & CONDITIONING

Born January 12, 1979, Arlington, Mass.
Linebacker Holy Cross 1997-2000. No pro playing experience. College coach: Stevens Institute of Technology 2005, Virginia 2006. Pro coach: Atlanta Falcons 2007, joined Dolphins in 2008.



BO HARDEGREE QUARTERBACKS

Born July 5, 1984, Jackson, Tenn.
Quarterback Tennessee 2003-06. No pro playing experience. College coach: Duke 2008-10, Louisiana State 2011-13. Pro coach: Denver Broncos 2014, Chicago Bears, 2015, joined Dolphins in 2016.



JIM ARTHUR ASSISTANT STRENGTH & CONDITIONING

Born July 12, 1978, Cheshire, Conn.
Attended Springfield (Mass.) College. No college or pro playing experience. College coach: Springfield College 2000, Louisiana Tech 2001, Boston College 2002. Pro coach: Buffalo Bills 2002-04, Chicago Bears 2005-15, joined Dolphins in 2016.



SHAWN JEFFERSON WIDE RECEIVERS

Born February 22, 1969, Jacksonville, Fla.
Wide receiver Central Florida 1988-1990. Pro wide receiver San Diego Chargers 1991-95, New England Patriots 1996-99, Atlanta Falcons 2000-02, Detroit Lions 2003. No college coaching experience. Pro coach: Detroit Lions 2005-12, Tennessee Titans 2013-15, joined Dolphins in 2016.



TED RATH ASSISTANT STRENGTH & CONDITIONING

Born November 22, 1983, Monroe, Mich.
Linebacker Toledo 2003-06. No pro playing experience. College coach: Toledo 2007-09. Pro coach: Detroit Lions 2009-15, joined Dolphins in 2016.



2016 MIAMI DOLPHINS DEFENSIVE AND SPECIAL TEAMS COACHES



VANCE JOSEPH
DEFENSIVE COORDINATOR
Born September 20, 1972, Marrero, La
Quarterback and running back Colorado 1990-94.
Pro defensive back New York Jets 1995, Indianapolis Colts 1996. College coach: Colorado 1999-2001, 2002-03, Wyoming 2002, Bowling Green State 2004.
Pro coach: San Francisco 49ers 2005-10, Houston Texans 2011-13, Cincinnati Bengals 2014-15, joined Dolphins in 2016.



LOU ANARUMO
DEFENSIVE BACKS
Born August 18, 1966, Staten Island, N.Y.
Attended Wagner. No college or pro playing experience. College coach: U.S. Merchant Marine Academy 1989-1990, 1992-94, Wagner 1990, Syracuse 1990-91, Harvard 1995-2000, Marshall 2001-03, Purdue 2004-11. Pro coach: Joined Dolphins in 2012.



CHARLIE BULLEN
ASSISTANT LINEBACKERS
Born September 28, 1984, Palatine, Ill.
No college or pro playing experience. College coach: Iowa 2007-11. Pro coach: Joined Dolphins in 2012.



MATT BURKE
LINEBACKERS
Born March 25, 1976, Hudson, Mass.
Safety Dartmouth 1994-97. No pro playing experience. College coach: Boston College 2000-02, Harvard 2003. Pro coach: Tennessee Titans 2006-08, Detroit Lions 2009-13, Cincinnati Bengals 2014-15, joined Dolphins in 2016.



DARONTE JONES
ASSISTANT DEFENSIVE BACKS
Born November 11, 1978, Annapolis, Md.
Defensive back Temple 1996, Morgan State 1997-2000. No pro playing experience. College coach: Lenoir-Rhyne 2001, Nicholls State 2002, Bowie State 2005-09, UCLA 2010, Hawaii 2012-14, Wisconsin. Pro coaching experience: Montreal Allouettes 2011, joined Dolphins in 2016.



RUSTY MCKINNEY
DEFENSIVE QUALITY CONTROL
Born October 17, 1980, Fairfax County, Va.
Linebacker Towson 1998-2001. No pro playing experience. College coach: Saint Anselm 2008, Bentley University 2009-13. Pro coach: Cleveland Browns 2014-15, joined Dolphins in 2016.



JIM WASHBURN
SR. DEFENSIVE ASST./PASS RUSH SPECIALIST
Born December 2, 1949, Shelby, N.C.
Defensive line Gardner Webb 1970-73. No pro playing experience. College coach: Southern Methodist 1976, Lees-McRae 1977-78, Livingston 1979, New Mexico 1980-82, South Carolina 1983-88, Arkansas 1994-97, Houston 1998. Pro coach: Tennessee Titans 1999-2010, Philadelphia Eagles 2011-12, Detroit Lions 2013-15, joined Dolphins in 2016.



TERRELL WILLIAMS
DEFENSIVE LINE
Born June 19, 1974, Los Angeles, Calif.
Nose guard East Carolina 1995-98. No pro playing experience. College coach: Fort Scott (Kan.) C.C. 1998, North Carolina A&T 1999-2001, Youngstown State 2002-03, Akron 2004-05, Purdue 2006-09, Texas A&M 2010-11, Florida 2015. Pro coach: Oakland Raiders 2012-14, joined Dolphins in 2015



DARREN RIZZI
ASST. HEAD COACH/SPECIAL TEAMS COORD.
Born July 21, 1970, Hillsdale, N.J.
Tight End Rhode Island 1988-1991. College coach: Rhode Island 1992, Colgate 1993, New Haven 1993-97, Northeastern 1998, New Haven 1999-2001 (head coach), Rutgers 2002-07, Rhode Island 2008 (head coach). Pro coach: Joined Dolphins in 2009.



MARWAN MAALOUF
ASSISTANT SPECIAL TEAMS
Born November 26, 1976, Strongsville, Ohio.
Guard Baldwin-Wallace 1997-99. No pro playing experience. College coach: Baldwin-Wallace 2000, Fordham 2001, Rutgers 2002-03. Pro coach: Cleveland Browns 2004-06, Baltimore Ravens 2008-11, Indianapolis Colts 2012, joined Dolphins in 2013.




JAY KAISER
ASSISTANT TO THE HEAD COACH
Born April 8, 1974, Liberal, Kansas.
Attended Bethany. No college or pro playing experience. College coach: Bethany 1993-96, Northwest Missouri State 1997-98, Northern Iowa 1999, Toledo 2001, Kansas State 2002-08. Pro coach: Tampa Bay Buccaneers 2009-11, joined Dolphins in 2012.





PLAYER BIOS





24 // S

ISA
ABDUL-QUDDUS

HT: 6-1 // WT: 196 // BORN: 8/3/89
COLLEGE: FORDHAM '11 // ACQUIRED: UFA, 2016
NFL: SIXTH SEASON // DOLPHINS: FIRST SEASON

KEY TRANSACTIONS

- Signed with the Dolphins as an unrestricted free agent from Detroit on 3/11/16
- Originally signed by New Orleans as an undrafted college free agent on 7/27/11

tackles (two solo) and one tackle for loss at **Cincinnati (9/29)** ... Recorded two solo tackles vs. **Cleveland (9/25)** ... Also tallied one special teams tackle ... Registered eight tackles (four solo) at **New England (9/18)** ... Also served as a game captain ... Recorded eight tackles (three solo), one interception and two passes defended at **Seattle (9/11)** ... Intercepted a QB Russell Wilson pass for a 9-yard return in the second quarter ... Broke up a QB Russell Wilson pass intended for WR Doug Baldwin on fourth-and-inches in the third quarter.

2016 - Recorded four tackles (two solo) vs. **N.Y. Jets (11/6)** ... Tallied three solo tackles and one pass defended in the 28-25 victory vs. **Buffalo (10/23)** ... Broke up a QB Tyrod Taylor pass intended for WR Marquise Goodwin on third-and-10 in the fourth quarter, forcing Buffalo to punt ... Recorded two solo tackles, one interception and one pass defended vs. **Pittsburgh (10/16)** ... Intercepted a QB Ben Roethlisberger pass intended for WR Sammie Coates and returned it 7 yards ... Totaled five tackles (three solo) vs. **Tennessee (10/9)** ... Registered six

ISA ABDUL-QUDDUS' NFL REGULAR SEASON STATISTICS

| YEAR | TEAM | GP | GS | TACKLES | | | | | INTERCEPTIONS | | | | | FUMBLES | | |
|-------------------|-------------|-----------|-----------|------------|------------|-----------|------------|------------|---------------|-----------|-----------|----------|-----------|----------|----------|----------|
| | | | | TOT | SOLO | ASST | SK | YDS | NO | YDS | LG | TD | PD | FF | FR | YDS |
| 2011 | New Orleans | 16 | 1 | 7 | 6 | 1 | 0.0 | 0.0 | 0 | 0 | 0 | 0 | 1 | 3 | 0 | 0 |
| 2012 | New Orleans | 15 | 3 | 38 | 28 | 10 | 0.0 | 0.0 | 2 | 12 | 12 | 0 | 8 | 0 | 1 | 0 |
| 2013 | New Orleans | 11 | 0 | 7 | 6 | 1 | 0.0 | 0.0 | 0 | 0 | 0 | 0 | 1 | 0 | 0 | 0 |
| 2014 | Detroit | 16 | 4 | 29 | 19 | 10 | 0.0 | 0.0 | 0 | 0 | 0 | 0 | 2 | 0 | 0 | 0 |
| 2015 | Detroit | 16 | 8 | 55 | 40 | 15 | 1.0 | 1.0 | 0 | 0 | 0 | 0 | 6 | 1 | 0 | 0 |
| 2016 | Miami | 8 | 8 | 38 | 21 | 17 | 0.0 | 0.0 | 2 | 16 | 9 | 0 | 4 | 0 | 0 | 0 |
| NFL TOTALS | | 82 | 24 | 174 | 120 | 54 | 1.0 | 1.0 | 4 | 28 | 12 | 0 | 22 | 4 | 1 | 0 |

2016 GAME-BY-GAME STATISTICS


| DATE | OPPONENT | P/S | TCK | SOLO | AST | SK | YDS | INT | YDS | PD | FF | FR |
|--------------------|----------------|------------|-----------|-----------|-----------|------------|------------|----------|-----------|----------|----------|----------|
| 9/11 | at Seattle | 1/1 | 8 | 3 | 5 | 0.0 | 0.0 | 1 | 9 | 2 | 0 | 0 |
| 9/18 | at New England | 1/1 | 8 | 4 | 4 | 0.0 | 0.0 | 0 | 0 | 0 | 0 | 0 |
| 9/25 | CLEVELAND | 1/1 | 2 | 2 | 0 | 0.0 | 0.0 | 0 | 0 | 0 | 0 | 0 |
| 9/29 | at Cincinnati | 1/1 | 6 | 2 | 4 | 0.0 | 0.0 | 0 | 0 | 0 | 0 | 0 |
| 10/9 | TENNESSEE | 1/1 | 5 | 3 | 2 | 0.0 | 0.0 | 0 | 0 | 0 | 0 | 0 |
| 10/16 | PITTSBURGH | 1/1 | 2 | 2 | 0 | 0.0 | 0.0 | 1 | 7 | 1 | 0 | 0 |
| 10/23 | BUFFALO | 1/1 | 3 | 3 | 0 | 0.0 | 0.0 | 0 | 0 | 1 | 0 | 0 |
| 11/6 | N.Y. JETS | 1/1 | 4 | 2 | 2 | 0.0 | 0.0 | 0 | 0 | 0 | 0 | 0 |
| 2016 TOTALS | | 8/8 | 38 | 21 | 17 | 0.0 | 0.0 | 2 | 16 | 4 | 0 | 0 |

SINGLE-GAME HIGHS

| | CAREER HIGHS |
|---------------------------|---|
| Tackles: | 11 vs. Green Bay (12/3/15) |
| Sacks: | 1 vs. San Francisco (12/27/15) |
| Interceptions: | 1 four times, last: vs. Pittsburgh (10/16/16) |
| Passes Defended: | 3 vs. Carolina (12/30/12) |
| Forced Fumbles: | 1 four times, last: vs. GB (12/3/15) |
| Fumble Recoveries: | 1 vs. Philadelphia (11/5/12) |

| | SEASON HIGHS |
|---------------------------|--|
| Tackles: | 8 twice, last: at NE (9/18/16) |
| Sacks: | – |
| Interceptions: | 1 twice, last: vs. Pittsburgh (10/16/16) |
| Passes Defended: | 2 at Seattle (9/11/16) |
| Forced Fumbles: | – |
| Fumble Recoveries: | – |





35 // S

**WALT
AIKENS**

HT: 6-1 // WT: 218 // BORN: 6/19/91
 COLLEGE: LIBERTY '14 // ACQUIRED: D4, 2014
 NFL: THIRD SEASON // DOLPHINS: THIRD SEASON

KEY TRANSACTIONS

- Originally a fourth-round selection (125th overall) of the Dolphins in the 2014 NFL Draft

2016 - Tallied one special teams tackle vs. **N.Y. Jets (11/6)** ... Recorded one special teams tackle vs. **Buffalo (10/23)** ... Inactive vs. **Pittsburgh (10/16)** ... Saw action on special teams vs. **Tennessee (10/9)** ... Registered one assisted special teams tackle ... Recorded one assisted special teams tackle at **Cincinnati (9/29)** ... Played on special teams, but did not record any statistics vs. **Cleveland (9/25)** ... Saw action on special teams, but did not record any statistics at **New England (9/18)** ... Played on special teams, but did not record any statistics at **Seattle (9/11)**.

WALT AIKENS' NFL REGULAR SEASON STATISTICS

| YEAR | TEAM | GP | GS | TACKLES | | | | | INTERCEPTIONS | | | | | FUMBLES | | |
|-------------------|-------|-----------|----------|-----------|-----------|----------|------------|------------|---------------|-----------|-----------|----------|----------|----------|----------|----------|
| | | | | TOT | SOLO | ASST | SK | YDS | NO | YDS | LG | TD | PD | FF | FR | YDS |
| 2014 | Miami | 15 | 0 | 9 | 7 | 2 | 0.0 | 0.0 | 1 | 43 | 43 | 0 | 1 | 0 | 0 | 0 |
| 2015 | Miami | 16 | 4 | 20 | 15 | 5 | 0.0 | 0.0 | 0 | 0 | 0 | 0 | 0 | 0 | 0 | 0 |
| 2016 | Miami | 7 | 0 | 0 | 0 | 0 | 0.0 | 0.0 | 0 | 0 | 0 | 0 | 0 | 0 | 0 | 0 |
| NFL TOTALS | | 38 | 4 | 29 | 22 | 7 | 0.0 | 0.0 | 1 | 43 | 43 | 0 | 1 | 0 | 0 | 0 |

2016 GAME-BY-GAME STATISTICS

| DATE | OPPONENT | P/S | TCK | SOLO | AST | SK | YDS | INT | YDS | PD | FF | FR |
|--------------------|----------------|------------|----------|----------|----------|------------|------------|----------|----------|----------|----------|----------|
| 9/11 | at Seattle | 1/0 | 0 | 0 | 0 | 0.0 | 0.0 | 0 | 0 | 0 | 0 | 0 |
| 9/18 | at New England | 1/0 | 0 | 0 | 0 | 0.0 | 0.0 | 0 | 0 | 0 | 0 | 0 |
| 9/25 | CLEVELAND | 1/0 | 0 | 0 | 0 | 0.0 | 0.0 | 0 | 0 | 0 | 0 | 0 |
| 9/29 | at Cincinnati | 1/0 | 0 | 0 | 0 | 0.0 | 0.0 | 0 | 0 | 0 | 0 | 0 |
| 10/9 | TENNESSEE | 1/0 | 0 | 0 | 0 | 0.0 | 0.0 | 0 | 0 | 0 | 0 | 0 |
| 10/16 | PITTSBURGH | | | | | | INACTIVE | | | | | |
| 10/23 | BUFFALO | 1/0 | 0 | 0 | 0 | 0.0 | 0.0 | 0 | 0 | 0 | 0 | 0 |
| 11/6 | N.Y. JETS | 1/0 | 0 | 0 | 0 | 0.0 | 0.0 | 0 | 0 | 0 | 0 | 0 |
| 2016 TOTALS | | 7/0 | 0 | 0 | 0 | 0.0 | 0.0 | 0 | 0 | 0 | 0 | 0 |

SINGLE-GAME HIGHS

| | CAREER HIGHS |
|--------------------|------------------------------|
| Tackles: | 6 at Philadelphia (11/15/15) |
| Sacks: | – |
| Interceptions: | 1 at Oakland (9/28/14) |
| Passes Defensed: | 1 at Oakland, 9/28/14 |
| Forced Fumbles: | – |
| Fumble Recoveries: | – |

| | SEASON HIGHS |
|--------------------|--------------|
| Tackles: | – |
| Sacks: | – |
| Interceptions: | – |
| Passes Defensed: | – |
| Forced Fumbles: | – |
| Fumble Recoveries: | – |





23 // RB

**JAY
AJAYI**

HT: 6-0 // WT: 229 // BORN: 6/15/93
 COLLEGE: BOISE STATE '15 // ACQUIRED: D5B, 2015
 NFL: SECOND SEASON // DOLPHINS: SECOND SEASON

KEY TRANSACTIONS

- Originally a fifth-round selection (149th overall) of the Dolphins in the 2015 NFL Draft

2016 - Ranks No. 1 in the NFL with a 5.98 rushing average ... Ranks No. 6 in the NFL with 646 rushing yards ... Carried the ball 24 times for 111 yards (4.6 avg.) and one touchdown in the 27-23 victory vs. **N.Y. Jets (11/6)** ... Also caught three passes for 19 yards (6.3 avg.) ... Ran for a 20-yard touchdown in the first quarter to put Miami up 7-3 ... This marked his third-consecutive game with 100-plus rushing yards ... His 529 rushing yards in Weeks 6-9 are the third most over a three-game span in a single season by a Dolphin ... Rushed a career high

28 times for 214 yards (7.6 avg.) and one touchdown in the 28-25 victory vs. **Buffalo (10/23)** ... Also caught one pass for 2 yards ... With his 214 rushing yards, Ajayi became the fourth player (fifth time overall) in NFL history to rush for 200 yards in consecutive games, joining O.J. Simpson (1973 & 1976), Earl Campbell (1980) and Ricky Williams (2002) ... His 214 rushing yards and 216 scrimmage yards were the most by an NFL player this season ... Had nine runs of 10-plus yards, which is tied for the third highest single-game total in the NFL since 1960 ... His 214 rushing yards were the third-most in Dolphins history (including playoffs) ... Earned AFC Offensive Player of the Week Honors for his Week 7 performance ... Also named FedEx Ground NFL Player of the Week for Week 7 ... Rushed 25 times for 204 yards (8.2 avg.) and two touchdowns vs. **Pittsburgh (10/16)** ... Also caught one pass for 3 yards ... His 204 rushing yards were the fifth-most in Dolphins history (including playoffs) ... Ran for a 62-yard touchdown (a career long) in the fourth quarter ... His average of 8.16 yards per carry is the second-highest by a Dolphins running back in a single game ... Named FedEx Ground NFL Player of the Week for his Week 6 performance ... Earned AFC Offensive Player of the Week honors for Week 6 ... Made first career start vs. **Tennessee (10/9)** ... Rushed 13 times for 42 yards (3.2 avg.) and one touchdown ... Scored on a 4-yard run in the second quarter to tie the game ... Led the team with six carries for 33 yards (5.5 avg.) at **Cincinnati (9/29)** ... Also caught two passes for 13 yards (6.5 avg.) ... Rushed seven times for 28 yards (4.0 avg.) and one touchdown vs. **Cleveland (9/25)** ... His 11-yard touchdown run in overtime sealed the Dolphins' 30-24 victory ... Rushed five times for 14 yards (2.8 avg.) at **New England (9/18)** ... Also hauled in four catches for 31 yards (7.8 avg.) ... Inactive at **Seattle (9/11)**.

JAY AJAYI'S NFL REGULAR SEASON STATISTICS

| YEAR | TEAM | GP | GS | RUSHING | | | | | RECEIVING | | | | |
|-------------------|-------|-----------|----------|------------|------------|------------|------------|----------|-----------|------------|------------|-----------|----------|
| | | | | ATT | YDS | AVG | LG | TD | NO | YDS | AVG | LG | TD |
| 2015 | Miami | 9 | 0 | 49 | 187 | 3.8 | 24 | 1 | 7 | 90 | 12.9 | 20 | 0 |
| 2016 | Miami | 7 | 4 | 108 | 646 | 6.0 | 62t | 6 | 11 | 68 | 6.2 | 11 | 0 |
| NFL TOTALS | | 16 | 4 | 157 | 833 | 5.3 | 62t | 7 | 18 | 158 | 8.8 | 20 | 0 |


2016 GAME-BY-GAME STATISTICS

| DATE | OPPONENT | P/S | RUSHING | | | | | RECEIVING | | | | | W/L | SCORE |
|--------------------|----------------|------------|------------|------------|------------|------------|----------|-----------|-----------|------------|-----------|----------|-----|------------|
| | | | ATT | YDS | AVG | LG | TD | NO | YDS | AVG | LG | TD | | |
| 9/11 | at Seattle | | INACTIVE | | | | | | | | | | | |
| 9/18 | at New England | 1/0 | 5 | 14 | 2.8 | 8 | 0 | 4 | 31 | 7.8 | 11 | 0 | L | 24-31 |
| 9/25 | CLEVELAND | 1/0 | 7 | 28 | 4.0 | 11t | 1 | 0 | 0 | 0.0 | 0 | 0 | W | 30-24 (OT) |
| 9/29 | at Cincinnati | 1/0 | 6 | 33 | 5.5 | 11 | 0 | 2 | 13 | 6.5 | 11 | 0 | L | 7-22 |
| 10/9 | TENNESSEE | 1/1 | 13 | 42 | 3.2 | 9 | 1 | 0 | 0 | 0.0 | 0 | 0 | L | 17-30 |
| 10/16 | PITTSBURGH | 1/1 | 25 | 204 | 8.2 | 62t | 2 | 1 | 3 | 3.0 | 3 | 0 | W | 30-15 |
| 10/23 | BUFFALO | 1/1 | 28 | 214 | 7.6 | 53 | 1 | 1 | 2 | 2.0 | 2 | 0 | W | 28-25 |
| 11/6 | N.Y. JETS | 1/1 | 24 | 111 | 4.6 | 20t | 1 | 3 | 19 | 6.3 | 10 | 0 | W | 27-20 |
| 2016 TOTALS | | 7/4 | 108 | 646 | 6.0 | 62t | 6 | 11 | 68 | 6.2 | 11 | 0 | | |

SINGLE-GAME HIGHS

| CAREER HIGHS | |
|---------------------------|--|
| Rushes: | 28 vs. Buffalo (10/23/16) |
| Rushing Yards: | 214 vs. Buffalo (10/23/16) |
| Longest Run: | 62t vs. Pittsburgh (10/16/16) |
| TD Runs: | 2 vs. Pittsburgh (10/16/16) |
| Receptions: | 4 twice, last at New England (9/18/16) |
| Receiving Yards: | 52 at N.Y. Jets (11/29/15) |
| Longest Reception: | 20 vs. Dallas (11/22/15) |
| TD Receptions: | – |

| SEASON HIGHS | |
|---------------------------|-----------------------------------|
| Rushes: | 28 vs. Buffalo (10/23/16) |
| Rushing Yards: | 214 vs. Buffalo (10/23/16) |
| Longest Run: | 62t vs. Pittsburgh (10/16/16) |
| TD Runs: | 2 vs. Pittsburgh (10/16/16) |
| Receptions: | 4 at New England (9/18/16) |
| Receiving Yards: | 31 at New England (9/18/16) |
| Longest Reception: | 11 twice, last: at Cin. (9/29/16) |
| TD Receptions: | – |

76 // T

BRANDEN ALBERT

HT: 6-5 // WT: 314 // BORN: 11/4/84
 COLLEGE: VIRGINIA '08 // ACQUIRED: UFA, 2014 (KC)
 NFL: NINTH SEASON // DOLPHINS: THIRD SEASON

KEY TRANSACTIONS

- Signed by the Dolphins as an unrestricted free agent on 3/12/14
- Originally a first-round selection (15th overall) of Kansas City in the 2008 NFL Draft

pct.) for 204 yards and one touchdown ... Tannehill also posted a 99.4 QB rating on the day ... Blocked for RB Jay Ajayi who rushed for a career-high 214 yards, the third most in a single game in franchise history ... Returned to action in the 30-15 victory vs. **Pittsburgh (10/16)** ... Protected QB Ryan Tannehill who completed 24-of-32 throws (75.0 pct.), earning a 97.4 QB rating ... Part of an o-line that did not allow a sack on the day ... Also blocked for RB Jay Ajayi who rushed for 204 yards, the fifth most in a single game in team history ... Inactive due to illness vs. **Tennessee (10/9)** ... Inactive due to injury at **Cincinnati (9/29)** ... Started vs. **Cleveland (9/25)** ... Protected QB Ryan Tannehill who completed 25-of-39 passes (64.1 pct.) for 319 yards and three touchdowns ... Also blocked for a Dolphins run game that rushed for 115 yards and one touchdown on 25 attempts (4.6 avg.) ... Started at **New England (9/18)** ... Blocked for QB Ryan Tannehill who completed 32-of-45 passes for 389 yards and two touchdowns ... O-line did not allow a sack in the game... Also blocked for the Dolphins run game, which totaled 16 attempts for 70 yards (4.4 avg.) and one touchdown ... Served as a game captain ... Started at **Seattle (9/11)** and protected QB Ryan Tannehill, who completed 16-of-29 passes for 186 yards and a 74.8 QB rating ... Also served as a game captain.

BRANDEN ALBERT'S NFL REGULAR SEASON STATISTICS

GAMES/STARTS: (Kansas City) 2008: 15/15, 2009: 14/14, 2010: 15/15, 2011: 16/16, 2012: 13/11, 2013: 12/12, (Miami) 2014: 9/9, 2015: 14/14, 2016: 6/6
NFL TOTALS: 114/112





47 // LB

KIKO ALONSO

HT: 6-3 // WT: 239 // BORN: 8/14/90
 COLLEGE: OREGON '13 // ACQUIRED: T, 2016 (PHI.)
 NFL: FOURTH SEASON // DOLPHINS: FIRST SEASON

- KEY TRANSACTIONS**
- Acquired by the Dolphins in a trade (Phi.) on 3/9/16
 - Originally a second-round selection (46th overall) by Buffalo in the 2013 NFL Draft

tackles (five solo) in the 28-25 victory vs. **Buffalo (10/23)** ... Totaled five tackles (three solo) vs. **Pittsburgh (10/16)** ... Led the team with 12 tackles (eight solo) and one tackle for loss vs. **Tennessee (10/9)** ... Recorded eight tackles (five solo) and two tackles for loss at **Cincinnati (9/29)** ... Served as a game captain ... Recorded eight tackles (six solo) vs. **Cleveland (9/25)** ... Recorded 11 tackles (four solo) and one fumble recovery at **New England (9/18)** ... Made Dolphins debut at **Seattle (9/11)** ... Recorded 11 tackles (three solo) and one forced fumble ... Recovered a QB Russell Wilson fumble for two yards in the fourth quarter.

| KIKO ALONSO'S NFL REGULAR SEASON STATISTICS | | | | | | | | | | | | | | | | |
|---|--------------|-----------------|-----------|------------|------------|------------|------------|---------------|----------|-----------|-----------|----------|----------|----------|----------|----------|
| YEAR | TEAM | GP | GS | TACKLES | | | | INTERCEPTIONS | | | | | FUMBLES | | | |
| | | | | TOT | SOLO | ASST | SK | YDS | NO | YDS | LG | TD | PD | FF | FR | YDS |
| 2013 | Buffalo | 16 | 16 | 159 | 87 | 72 | 2.0 | 17.0 | 4 | 38 | 32 | 0 | 4 | 1 | 2 | 0 |
| 2014 | Buffalo | INJURED RESERVE | | | | | | | | | | | | | | |
| 2015 | Philadelphia | 11 | 1 | 43 | 30 | 13 | 0.0 | 0.0 | 1 | 0 | 0 | 0 | 1 | 0 | 0 | 0 |
| 2016 | Miami | 8 | 8 | 67 | 39 | 28 | 0.0 | 0.0 | 0 | 0 | 0 | 0 | 2 | 0 | 2 | 2 |
| NFL TOTALS | | 35 | 25 | 269 | 156 | 113 | 2.0 | 17.0 | 5 | 38 | 32 | 0 | 7 | 1 | 4 | 2 |

2016 GAME-BY-GAME STATISTICS

| DATE | OPPONENT | P/S | TCK | SOLO | AST | SK | YDS | INT | YDS | PD | FF | FR |
|--------------------|----------------|------------|-----------|-----------|-----------|------------|------------|----------|----------|----------|----------|----------|
| 9/11 | at Seattle | 1/1 | 11 | 3 | 8 | 0.0 | 0.0 | 0 | 0 | 0 | 0 | 1 |
| 9/18 | at New England | 1/1 | 11 | 4 | 7 | 0.0 | 0.0 | 0 | 0 | 0 | 0 | 1 |
| 9/25 | CLEVELAND | 1/1 | 8 | 6 | 2 | 0.0 | 0.0 | 0 | 0 | 0 | 0 | 0 |
| 9/29 | at Cincinnati | 1/1 | 8 | 5 | 3 | 0.0 | 0.0 | 0 | 0 | 0 | 0 | 0 |
| 10/9 | TENNESSEE | 1/1 | 12 | 8 | 4 | 0.0 | 0.0 | 0 | 0 | 0 | 0 | 0 |
| 10/16 | PITTSBURGH | 1/1 | 5 | 3 | 2 | 0.0 | 0.0 | 0 | 0 | 0 | 0 | 0 |
| 10/23 | BUFFALO | 1/1 | 6 | 5 | 1 | 0.0 | 0.0 | 0 | 0 | 0 | 0 | 0 |
| 11/6 | N.Y. JETS | 1/1 | 5 | 5 | 0 | 0.0 | 0.0 | 0 | 0 | 2 | 0 | 0 |
| 2016 TOTALS | | 8/8 | 67 | 39 | 28 | 0.0 | 0.0 | 0 | 0 | 2 | 0 | 2 |

SINGLE-GAME HIGHS


CAREER HIGHS

Tackles: 22 vs. Cincinnati (10/13/13)
Sacks: 1 twice, last: vs. Kansas City (11/3/13)
Interceptions: 2 vs. Baltimore (9/29/13)
Passes Defensed: 2 twice, last: vs. N.Y. Jets (11/6/16)
Forced Fumbles: 1 vs. New England (9/8/13)
Fumble Recoveries: 1 four times, last: at NE (9/18/16)

SEASON HIGHS

Tackles: 12 vs. Tennessee (10/9/16)
Sacks: –
Interceptions: –
Passes Defensed: 2 vs. N.Y. Jets (11/6/16)
Forced Fumbles: –
Fumble Recoveries: 1 twice, last: at NE (9/18/16)





50 // DE

**ANDRE
BRANCH**

HT: 6-5 // WT: 263 // BORN: 7/14/89
 COLLEGE: CLEMSON '12 // ACQUIRED: UFA, 2016
 NFL: FIFTH SEASON // DOLPHINS: FIRST SEASON

KEY TRANSACTIONS

- Signed by the Dolphins as an unrestricted free agent from Jacksonville on 3/16/16
- Originally a second-round selection (38th overall) by Jacksonville in the 2012 NFL Draft

in the first quarter ... Split a sack with DE Cameron Wake in the first quarter for a loss of 9 yards ... Marked his third career game with multiple sacks ... Recorded two tackles (one solo) vs. **Tennessee (10/9)** ... Tallied three tackles (two solo) and one forced fumble at **Cincinnati (9/29)** ... Forced a QB Andy Dalton fumble in the fourth quarter on third-and-1, resulting in a Bengals punt on the next play ... Registered one solo tackle, one sack, one tackle for loss and one QBH vs. **Cleveland (9/25)** ... Sacked QB Cody Kessler for a loss of 3 yards on third down in the third quarter ... Recorded one assisted tackle at **New England (9/18)** ... Played in his Dolphins debut at **Seattle (9/11)** ... Recorded four assisted tackles.

| ANDRE BRANCH'S NFL REGULAR SEASON STATISTICS | | | | | | | | | | | | | | | | |
|--|--------------|-----------|-----------|------------|-----------|-----------|-------------|--------------|---------------|----------|----------|----------|-----------|----------|----------|----------|
| YEAR | TEAM | GP | GS | TACKLES | | | | | INTERCEPTIONS | | | | | FUMBLES | | |
| | | | | TOT | SOLO | ASST | SK | YDS | NO | YDS | LG | TD | PD | FF | FR | YDS |
| 2012 | Jacksonville | 13 | 3 | 11 | 9 | 2 | 1.0 | 7.0 | 0 | 0 | 0 | 0 | 1 | 1 | 1 | 0 |
| 2013 | Jacksonville | 16 | 0 | 37 | 30 | 7 | 6.0 | 53.0 | 0 | 0 | 0 | 0 | 3 | 0 | 0 | 0 |
| 2014 | Jacksonville | 9 | 0 | 18 | 12 | 6 | 3.0 | 26.0 | 0 | 0 | 0 | 0 | 3 | 2 | 1 | 0 |
| 2015 | Jacksonville | 13 | 9 | 24 | 18 | 6 | 4.0 | 36.0 | 0 | 0 | 0 | 0 | 4 | 2 | 1 | 49 |
| 2016 | Miami | 8 | 3 | 20 | 10 | 10 | 3.0 | 21.5 | 0 | 0 | 0 | 0 | 0 | 1 | 0 | 0 |
| NFL TOTALS | | 59 | 15 | 110 | 79 | 31 | 17.0 | 143.5 | 0 | 0 | - | 0 | 11 | 6 | 3 | 0 |

2016 GAME-BY-GAME STATISTICS

| DATE | OPPONENT | P/S | TCK | SOLO | AST | SK | YDS | INT | YDS | PD | FF | FR |
|--------------------|----------------|------------|-----------|-----------|-----------|------------|-------------|----------|----------|----------|----------|----------|
| 9/11 | at Seattle | 1/0 | 4 | 0 | 4 | 0.0 | 0.0 | 0 | 0 | 0 | 0 | 0 |
| 9/18 | at New England | 1/0 | 1 | 0 | 1 | 0.0 | 0.0 | 0 | 0 | 0 | 0 | 0 |
| 9/25 | CLEVELAND | 1/0 | 1 | 1 | 0 | 1.0 | 3.0 | 0 | 0 | 0 | 0 | 0 |
| 9/29 | at Cincinnati | 1/0 | 3 | 2 | 1 | 0.0 | 0.0 | 0 | 0 | 0 | 1 | 0 |
| 10/9 | TENNESSEE | 1/0 | 2 | 1 | 1 | 0.0 | 0.0 | 0 | 0 | 0 | 0 | 0 |
| 10/16 | PITTSBURGH | 1/1 | 4 | 3 | 1 | 1.5 | 15.5 | 0 | 0 | 0 | 0 | 0 |
| 10/23 | BUFFALO | 1/1 | 2 | 0 | 2 | 0.5 | 3.0 | 0 | 0 | 0 | 0 | 0 |
| 11/6 | N.Y. JETS | 1/1 | 3 | 3 | 0 | 0.0 | 0.0 | 0 | 0 | 0 | 0 | 0 |
| 2016 TOTALS | | 8/3 | 20 | 10 | 10 | 3.0 | 21.5 | 0 | 0 | 0 | 1 | 0 |

SINGLE-GAME HIGHS

CAREER HIGHS

Tackles: 5 vs. Buffalo (12/15/13)

Sacks: 2 twice, last: vs. Ind. (12/13/15)

Interceptions: –

Passes Defensed: 2 vs. Atlanta (12/20/15)

Forced Fumbles: 2 at Philadelphia (9/7/14)

SEASON HIGHS

Tackles: 4 twice, last: vs. Pittsburgh (10/16/16)

Sacks: 1.5 vs. Pittsburgh (10/16/16)

Interceptions: –

Passes Defensed: –

Forced Fumbles: 1 at Cincinnati (9/29)



74 // G/T

JERMON BUSHROD

HT: 6-5 // WT: 320 // BORN: 8/19/84
COLLEGE: TOWSON '07 // ACQUIRED: FA, 2016
NFL: 10TH SEASON // DOLPHINS: FIRST SEASON

KEY TRANSACTIONS

- Signed by the Dolphins on 3/11/16
- Originally a fourth-round selection (125th overall) by New Orleans in the 2007 NFL Draft

2016 - Started in the 27-23 victory vs. **N.Y. Jets (11/6)** ... Protected QB Ryan Tannehill who completed 17-of-28 passes (60.7 pct.) for 149 yards and one touchdown ... Also blocked for RB Jay Ajayi who carried the ball 24 times for 111 yards (4.6 avg.) and one touchdown ... This was the third consecutive game Ajayi topped the 100-yard rushing mark ... Started in the 28-25 win vs. **Buffalo**

(10/23) ... Protected QB Ryan Tannehill who completed 15-of-25 passes (60 pct.) for 204 yards and one touchdown ... Tannehill also posted a 99.4 QB rating on the day ... Blocked for RB Jay Ajayi who rushed for a career-high 214 yards, the third most in a single game in franchise history ... Started in the 30-15 victory vs. **Pittsburgh (10/16)** ... Protected QB Ryan Tannehill who completed 24-of-32 throws (75.0 pct.), earning a 97.4 QB rating ... Part of an o-line that did not allow a sack on the day ... Also blocked for RB Jay Ajayi who rushed for 204 yards, the fourth-most in a single game in team history ... Started vs. **Tennessee (10/9)** ... Helped QB Ryan Tannehill complete 12-of-18 passes (66.7 pct.) for 191 yards ... Blocked for RB Jay Ajayi who rushed for a career-high 13 attempts and 42 yards ... Started at right guard at **Cincinnati (9/29)**, earning his 100th career start ... Protected QB Ryan Tannehill, who completed 15-of-25 passes (60 pct.) for 189 yards and one touchdown ... Started vs. **Cleveland (9/25)** ... Protected QB Ryan Tannehill who completed 25-of-39 passes (64.1 pct.) for 319 yards and three touchdowns ... Also blocked for a Dolphins run game that rushed for 115 yards and one touchdown on 25 attempts (4.6 avg.) ... Started at **New England (9/18)** ... Protected QB Ryan Tannehill, who completed 32-of-45 passes for 389 yards and two touchdowns ... O-line did not allow a sack in the game... Also blocked for the Dolphins run game, which totaled 16 attempts for 70 yards (4.4 avg.) and one touchdown ... Made first career start at right guard at **Seattle (9/11)** ... Protected QB Ryan Tannehill who completed 16-of-29 passes for 186 yards.

JERMON BUSHROD'S NFL REGULAR SEASON STATISTICS

GAMES/STARTS: (New Orleans) 2007: 1/0, 2008: 2/0, 2009: 15/14, 2010: 16/16, 2011: 16/16, 2012: 16/16, (Chicago) 2013: 16/16, 2014: 14/14, 2015: 12/4, (Miami) 2016: 8/8 **NFL TOTALS: 116/104**



56 // LB

DONALD BUTLER

HT: 6-1 // WT: 242 // BORN: 10/17/88
 COLLEGE: WASHINGTON '10 // ACQUIRED: FA, 2016
 NFL: SIXTH SEASON // DOLPHINS: FIRST SEASON

KEY TRANSACTIONS

- Signed with the Dolphins as a free agent on 9/13/16
- Originally a third-round selection (79th overall) by San Diego in the 2010 NFL Draft

vs. **Cleveland (9/25)** .. Inactive at **New England (9/18)** ... Signed with the Dolphins on Sept. 13, 2016.

2016 - Made one solo tackle vs. **N.Y. Jets (11/6)** ... Recorded three solo tackles vs. **Buffalo (10/23)** ... Played vs. **Pittsburgh (10/16)**, but did not record any statistics ... Recorded six tackles (four solo) vs. **Tennessee (10/9)** ... Registered three tackles (two solo) and two tackles for loss in his first Dolphins start at **Cincinnati (9/29)** ... Made his Dolphins debut and recorded one assisted tackle

| DONALD BUTLER'S NFL REGULAR SEASON STATISTICS | | | | | | | | | | | | | | | | |
|---|-----------|-----------|-----------|------------|------------|------------|------------|-------------|---------------|-----------|-----------|----------|-----------|----------|----------|-----------|
| YEAR | TEAM | GP | GS | TACKLES | | | | | INTERCEPTIONS | | | | | FUMBLES | | |
| | | | | TOT | SOLO | ASST | SK | YDS | NO | YDS | LG | TD | PD | FF | FR | YDS |
| 2011 | San Diego | 16 | 16 | 95 | 77 | 18 | 2.0 | 17.0 | 1 | 2 | 2 | 0 | 2 | 2 | 1 | 37 |
| 2012 | San Diego | 12 | 12 | 78 | 50 | 28 | 3.0 | 12.0 | 1 | 21 | 21t | 1 | 4 | 2 | 0 | 0 |
| 2013 | San Diego | 13 | 12 | 84 | 71 | 13 | 0.5 | 5.5 | 1 | 30 | 30 | 0 | 4 | 0 | 1 | 0 |
| 2014 | San Diego | 14 | 13 | 73 | 45 | 28 | 1.0 | 6.0 | 0 | 0 | 0 | 0 | 2 | 0 | 3 | 0 |
| 2015 | San Diego | 16 | 9 | 40 | 24 | 16 | 0.5 | 3.0 | 0 | 0 | 0 | 0 | 0 | 1 | 1 | 1 |
| 2016 | Miami | 6 | 2 | 14 | 10 | 4 | 0.0 | 0.0 | 0 | 0 | 0 | 0 | 0 | 0 | 0 | 0 |
| NFL TOTALS | | 77 | 64 | 384 | 277 | 107 | 7.0 | 43.5 | 3 | 53 | 30 | 1 | 12 | 5 | 6 | 38 |

2016 GAME-BY-GAME STATISTICS

| DATE | OPPONENT | P/S | TCK | SOLO | AST | SK | YDS | INT | YDS | PD | FF | FR |
|--------------------|----------------|------------|-----------|-----------|----------|------------|------------|----------|----------|----------|----------|----------|
| 9/11 | at Seattle | | | | | | | | | | | |
| 9/18 | at New England | | | | | | | | | | | |
| 9/25 | CLEVELAND | 1/0 | 1 | 0 | 1 | 0.0 | 0.0 | 0 | 0 | 0 | 0 | 0 |
| 9/29 | at Cincinnati | 1/1 | 3 | 2 | 1 | 0.0 | 0.0 | 0 | 0 | 0 | 0 | 0 |
| 10/9 | TENNESSEE | 1/1 | 6 | 4 | 2 | 0.0 | 0.0 | 0 | 0 | 0 | 0 | 0 |
| 10/16 | PITTSBURGH | 1/0 | 0 | 0 | 0 | 0.0 | 0.0 | 0 | 0 | 0 | 0 | 0 |
| 10/23 | BUFFALO | 1/0 | 3 | 3 | 0 | 0.0 | 0.0 | 0 | 0 | 0 | 0 | 0 |
| 11/6 | N.Y. JETS | 1/0 | 1 | 1 | 0 | 0.0 | 0.0 | 0 | 0 | 0 | 0 | 0 |
| 2016 TOTALS | | 6/2 | 14 | 10 | 4 | 0.0 | 0.0 | 0 | 0 | 0 | 0 | 0 |

SINGLE-GAME HIGHS

| CAREER HIGHS | |
|---------------------------|--|
| Tackles: | 13 vs. Houston (9/9/13) |
| Sacks: | 1 five times, last: vs. N.Y. Jets (10/5/14) |
| Interceptions: | 1 three times, last: vs. N.Y. Giants (12/8/13) |
| Passes Defensed: | 2 vs. N.Y. Giants (12/8/13) |
| Forced Fumbles: | 1 five times, last: at Cincinnati (9/20/15) |
| Fumble Recoveries: | 1 six times, last: at Cincinnati (9/20/15) |

| SEASON HIGHS | |
|---------------------------|---------------------------|
| Tackles: | 6 vs. Tennessee (10/9/16) |
| Sacks: | – |
| Interceptions: | – |
| Passes Defensed: | – |
| Forced Fumbles: | – |
| Fumble Recoveries: | – |





88 // WR

**LEONTE
CARROO**

HT: 6-1 // WT: 217 // BORN: 1/24/94
 COLLEGE: RUTGERS '16 // ACQUIRED: D3B, 86
 NFL: ROOKIE SEASON // DOLPHINS: ROOKIE SEASON

KEY TRANSACTIONS

- Originally a third-round selection (86th overall) of the Dolphins in the 2016 NFL Draft

2016 - Played, but did not record any statistics vs. **N.Y. Jets (11/6)** ... Played, but did not record any statistics vs. **Buffalo (10/23)** ... Played on special teams, but did not record any statistics vs. **Pittsburgh (10/16)** ... Played on special teams vs. **Tennessee (10/9)**, but did not record any statistics ... Made second career start at **Cincinnati (9/29)**, but did not record any statistics ... Played on special teams, but did not record any statistics vs. **Cleveland (9/25)** ... Played,

but did not record any statistics at **New England (9/18)** ... Made NFL and Dolphins debut at **Seattle (9/11)** ... Recorded two receptions for 14 yards (7.0 avg.) ... Registered a 12-yard catch from QB Ryan Tannehill to convert a third down in the fourth quarter.

LEONTE CARROO'S NFL REGULAR SEASON STATISTICS

| YEAR | TEAM | GP | GS | RECEIVING | | | | | RUSHING | | | | |
|-------------------|-------|----------|----------|-----------|-----------|------------|-----------|----------|----------|----------|------------|----------|----------|
| | | | | NO | YDS | AVG | LG | TD | ATT | YDS | AVG | LG | TD |
| 2016 | Miami | 8 | 2 | 2 | 14 | 7.0 | 12 | 0 | 0 | 0 | 0.0 | 0 | 0 |
| NFL TOTALS | | 8 | 2 | 2 | 14 | 7.0 | 12 | 0 | 0 | 0 | 0.0 | 0 | 0 |

2016 GAME-BY-GAME STATISTICS

| DATE | OPPONENT | P/S | RECEIVING | | | | | RUSHING | | | | | W/L | SCORE |
|--------------------|----------------|------------|-----------|-----------|------------|-----------|----------|----------|----------|------------|----------|----------|-----|------------|
| | | | NO | YDS | AVG | LG | TD | ATT | YDS | AVG | LG | TD | | |
| 9/11 | at Seattle | 1/1 | 2 | 14 | 7.0 | 12 | 0 | 0 | 0 | 0.0 | 0 | 0 | L | 10-12 |
| 9/18 | at New England | 1/0 | 0 | 0 | 0.0 | 0 | 0 | 0 | 0 | 0.0 | 0 | 0 | L | 24-31 |
| 9/25 | CLEVELAND | 1/0 | 0 | 0 | 0.0 | 0 | 0 | 0 | 0 | 0.0 | 0 | 0 | W | 30-24 (OT) |
| 9/29 | at Cincinnati | 1/1 | 0 | 0 | 0.0 | 0 | 0 | 0 | 0 | 0.0 | 0 | 0 | L | 7-22 |
| 10/9 | TENNESSEE | 1/0 | 0 | 0 | 0.0 | 0 | 0 | 0 | 0 | 0.0 | 0 | 0 | L | 17-30 |
| 10/16 | PITTSBURGH | 1/0 | 0 | 0 | 0.0 | 0 | 0 | 0 | 0 | 0.0 | 0 | 0 | W | 30-15 |
| 10/23 | BUFFALO | 1/0 | 0 | 0 | 0.0 | 0 | 0 | 0 | 0 | 0.0 | 0 | 0 | W | 28-25 |
| 11/6 | N.Y. JETS | 1/0 | 0 | 0 | 0.0 | 0 | 0 | 0 | 0 | 0.0 | 0 | 0 | W | 27-20 |
| 2016 TOTALS | | 8/2 | 2 | 14 | 7.0 | 12 | 0 | 0 | 0 | 0.0 | 0 | 0 | | |


SINGLE-GAME HIGHS

CAREER HIGHS

Receptions: 2 at Seattle (9/11/16)
Receiving Yards: 14 at Seattle (9/11/16)
Longest Reception: 12 at Seattle (9/11/16)
TD Receptions: -

SEASON HIGHS

Receptions: 2 at Seattle (9/11/16)
Receiving Yards: 14 at Seattle (9/11/16)
Longest Reception: 12 at Seattle (9/11/16)
TD Receptions: -



29 // CB
CHRIS CULLIVER

HT: 6-0 // WT: 199 // BORN: 8/17/88
COLLEGE: SOUTH CAROLINA '11 // ACQUIRED: FA, 2016
NFL: SIXTH SEASON // DOLPHINS: FIRST SEASON

KEY TRANSACTIONS

- Signed by the Dolphins as a free agent on 8/10/16
- Originally a third-round selection (80th overall) of San Francisco in the 2011 NFL Draft

2016 - Activated to the 53-man roster on 11/7 ... Spent Weeks 1-9 on the Physically Unable to Perform (PUP) list.

CHRIS CULLIVER'S NFL REGULAR SEASON STATISTICS

| YEAR | TEAM | GP | GS | TACKLES | | | | | INTERCEPTIONS | | | | | FUMBLES | | |
|-------------------|---------------|-----------------|-----------|------------|------------|-----------|------------|------------|---------------|-----------|-----------|----------|-----------|----------|----------|-----------|
| | | | | TOT | SOLO | ASST | SK | YDS | NO | YDS | LG | TD | PD | FF | FR | YDS |
| 2011 | San Francisco | 16 | 0 | 34 | 33 | 1 | 0.0 | 0.0 | 1 | 23 | 23 | 0 | 7 | 0 | 0 | |
| 2012 | San Francisco | 16 | 6 | 42 | 35 | 7 | 0.0 | 0.0 | 2 | 4 | 4 | 0 | 12 | 1 | 1 | |
| 2013 | San Francisco | INJURED RESERVE | | | | | | | | | | | | | | |
| 2014 | San Francisco | 14 | 14 | 45 | 38 | 7 | 0.0 | 0.0 | 4 | 61 | 61 | 0 | 14 | 1 | 1 | 35 |
| 2015 | Washington | 6 | 6 | 16 | 13 | 3 | 0.0 | 0.0 | 0 | 0 | 0 | 0 | 1 | 0 | 0 | |
| NFL TOTALS | | 52 | 26 | 137 | 119 | 18 | 0.0 | 0.0 | 7 | 88 | 29 | 0 | 34 | 2 | 2 | 35 |

2016 GAME-BY-GAME STATISTICS

| DATE | OPPONENT | P/S | TCK | SOLO | AST | SK | YDS | INT | YDS | PD | FF | FR |
|-------|----------------|-----|-----|------|-----|----|-----|-----|-----|----|----|----|
| 9/11 | at Seattle | | | | | | | | | | | |
| 9/18 | at New England | | | | | | | | | | | |
| 9/25 | CLEVELAND | | | | | | | | | | | |
| 9/29 | at Cincinnati | | | | | | | | | | | |
| 10/9 | TENNESSEE | | | | | | | | | | | |
| 10/16 | PITTSBURGH | | | | | | | | | | | |
| 10/23 | BUFFALO | | | | | | | | | | | |
| 11/6 | N.Y. JETS | | | | | | | | | | | |

2016 TOTALS

SINGLE-GAME HIGHS

| | CAREER HIGHS | SEASON HIGHS |
|---------------------------|---|----------------------|
| Tackles: | 6 three times, last: at New Orleans (11/9/14) | Tackles: - |
| Sacks: | - | Sacks: - |
| Interceptions: | 1 seven times, last: vs. Arizona (12/28/16) | Interceptions: - |
| Passes Defensed: | 4 at Arizona (10/29/12) | Passes Defensed: - |
| Forced Fumbles: | 1 twice, last: vs. Philadelphia (9/28/14) | Forced Fumbles: - |
| Fumble Recoveries: | 1 twice, last: at Dallas (9/7/14) | Fumble Recoveries: - |





4 // P

MATT DARR

HT: 6-1 // WT: 214 // BORN: 7/2/92
 COLLEGE: TENNESSEE '15 // ACQUIRED: FA, 2015
 NFL: SECOND SEASON // DOLPHINS: SECOND SEASON

KEY TRANSACTIONS

- Originally signed by the Dolphins as an undrafted college free agent on 5/8/15

fourth quarter ... Punted six times for 298 yards (49.7 avg.) and a 46.3 net avg. vs. **Tennessee (10/9)** ... Punted seven times for 344 yards (49.1 avg.) and a 43.0 net avg. at **Cincinnati (9/29)** ... Boomed a season-high 66-yard punt out of bounds in the first quarter to pin the Bengals at their own 10-yard line ... The 66-yard net punt was the third longest of his career and longest by the Dolphins since Brandon Fields on Dec. 22, 2013... His 344 gross punting yards were also a season high ... Punted six times for 293 yards (48.8 avg.) and a 48.8 net avg. vs. **Cleveland (9/25)** ... Also had season-high four punts inside the 20-yard line ... Posted four punts for 199 yards (49.8 avg.) and a 41.5 net average at **New England (9/18)** ... Longest punt on the day was for 56 yards ... Punted seven times for 327 yards (46.7 avg.), one touchback and three punts inside the 20-yard line at **Seattle (9/11)** ... Registered a game-high 57-yard punt.

MATT DARR'S NFL REGULAR SEASON STATISTICS

| YEAR | TEAM | GP | NO | YDS | AVG | RET | RET YDS. | NET | TB | IN20 | LG | BK |
|-------------------|-------|-----------|------------|--------------|-------------|-----------|------------|-------------|-----------|-----------|-----------|----------|
| 2015 | Miami | 16 | 92 | 4,380 | 47.6 | 50 | 526 | 39.7 | 10 | 30 | 70 | 0 |
| 2016 | Miami | 8 | 40 | 1,833 | 45.8 | 17 | 156 | 40.4 | 3 | 15 | 66 | 0 |
| NFL TOTALS | | 24 | 132 | 6,213 | 47.1 | 67 | 682 | 39.9 | 13 | 45 | 70 | 0 |

2016 GAME-BY-GAME STATISTICS

| DATE | OPPONENT | P/S | NO | YDS | AVG | RET. | YDS. | NET | TB | IN20 | LG | BK | W/L | SCORE |
|--------------------|----------------|------------|-----------|--------------|-------------|-----------|------------|-------------|----------|-----------|-----------|----------|-----|------------|
| 9/11 | at Seattle | 1/0 | 7 | 327 | 46.7 | 3 | 267 | 38.1 | 1 | 3 | 57 | 0 | L | 10-12 |
| 9/18 | at New England | 1/0 | 4 | 199 | 49.8 | 3 | 166 | 41.5 | 0 | 0 | 56 | 0 | L | 24-31 |
| 9/25 | CLEVELAND | 1/0 | 6 | 293 | 48.8 | 1 | 0 | 48.8 | 0 | 4 | 55 | 0 | W | 30-24 (OT) |
| 9/29 | at Cincinnati | 1/0 | 7 | 344 | 49.1 | 3 | 23 | 43.0 | 1 | 3 | 66 | 0 | L | 7-22 |
| 10/9 | TENNESSEE | 1/0 | 6 | 298 | 49.7 | 4 | 20 | 46.3 | 0 | 2 | 57 | 0 | L | 17-30 |
| 10/16 | PITTSBURGH | 1/0 | 2 | 77 | 38.5 | 0 | 0 | 38.5 | 0 | 1 | 43 | 0 | W | 30-15 |
| 10/23 | BUFFALO | 1/0 | 5 | 175 | 35.0 | 1 | 30 | 25.0 | 1 | 0 | 45 | 0 | W | 28-25 |
| 11/6 | N.Y. JETS | 1/0 | 3 | 120 | 40.0 | 2 | 10 | 36.7 | 0 | 2 | 47 | 0 | W | 27-20 |
| 2016 TOTALS | | 8/0 | 40 | 1,833 | 45.8 | 17 | 156 | 40.4 | 3 | 15 | 66 | 0 | | |

SINGLE-GAME HIGHS

| | CAREER HIGHS | SEASON HIGHS |
|--|--------------------------------|----------------------------------|
| Punts: | 9 vs. Baltimore (12/6/15) | 7 twice, last: at Cin. (9/29/16) |
| Gross Punting Yards: | 412 vs. Baltimore (12/6/15) | 344 at Cincinnati (9/29/16) |
| Gross Punt Avg. (min. 4 punts): | 58.2 at New England (10/29/15) | 49.8 at New England (9/15/16) |
| Longest Punt: | 70 at New England (10/29/15) | 66 at Cincinnati (9/29/16) |
| Inside the 20: | 5 vs. Dallas (11/22/15) | 4 vs. Cleveland (9/25/16) |



92 // LS

JOHN DENNEY

HT: 6-5 // WT: 242 // BORN: 12/13/78
COLLEGE: BRIGHAM YOUNG '05 // ACQUIRED: FA, 2005
NFL: 12TH SEASON // DOLPHINS: 12TH SEASON

KEY TRANSACTIONS

- Originally signed by the Dolphins as an undrafted college free agent on 4/29/05

2016 - Appeared in his 184th career game, moving past former Dolphins WR Nat Moore into sole possession of fourth place on the team's all-time games played list vs. **N.Y. Jets (11/6)** ... Snapped the ball for K Andrew Franks on 2-of-2 FGs and 3-of-3 PATs ... Also snapped the ball three times to P Matt Darr for 120 yards (40.0 avg.) and a 36.7 net avg. ... Two of Darr's punts landed inside the Jets' 20-yard line ... Played in his 183rd career game vs. **Buffalo (10/23)** ...

Snapped for K Andrew Franks on 2-of-2 FGs and 2-of-2 PATs ... Also snapped for P Matt Darr five times for 175 yards (25.0 avg.) and 25.0 net avg. ... Began serving as a season-long captain ... Helped K Andrew Franks convert 3-of-5 FGs and 3-of-3 PATs vs. **Pittsburgh (10/16)** ... Also snapped two punts for 77 yards (38.5 avg.) and a 38.5 net avg. ... Snapped for K Andrew Franks on a 29-yard FGM and two PATs vs. **Tennessee (10/9)** ... Also snapped on six punts for P Matt Darr for 298 yards (49.7 avg.) and a 46.3 net avg ... Extended his consecutive games played streak to 180 at **Cincinnati (9/29)** ... Helped P Matt Darr punt seven times for 344 yards (49.1 avg.) and a 43.0 net avg ... Snapped on one FGM and three PATs for K Andrew Franks vs. **Cleveland (9/25)** ... Also helped P Matt Darr punt four times inside the 20-yard line ... Saw action in his 178th-consecutive game at **New England (9/18)** ... Snapped on one FGM and three PATs for K Andrew Franks ... Played in his 177th-consecutive game for the Dolphins at **Seattle (9/11)** ... Helped P Matt Darr produce a game-high 57-yard punt.

JOHN DENNEY'S NFL REGULAR SEASON STATISTICS

GAMES/STARTS: 2005: 16/0, 2006: 16/0, 2007: 16/0, 2008: 16/0, 2009: 16/0, 2010: 16/0, 2011: 16/0, 2012: 16/0. 2013: 16/0, 2014: 16/0, 2015: 16/0, 2016: 8/0 NFL TOTALS: 184/0



32 // RB

**KENYAN
DRAKE**

HT: 6-1 // WT: 216 // BORN: 1/26/94
COLLEGE: ALABAMA '16 // ACQUIRED: D3A,73
NFL: ROOKIE SEASON // DOLPHINS: ROOKIE SEASON

KEY TRANSACTIONS

- Originally a third-round selection (73rd overall) of the Dolphins in the 2016 NFL Draft

2016 - Caught one pass for 6 yards vs. **N.Y. Jets (11/6)** ... Also returned two kickoffs for 123 yards (61.5 avg.) and one touchdown ... Returned a kickoff 96 yards for a touchdown with 5:15 remaining in the fourth quarter, sealing Miami's 27-23 victory ... His 96-yard kickoff return for a touchdown was tied for the sixth-longest return in franchise history ... Played, but did not record any statistics Weeks 6-7 ... Rushed twice for 4 yards (2.0 avg.) vs. **Tennessee (10/9)**

... Also caught two passes for 16 yards (8.0 avg.) ... Carried the ball twice for 15 yards (7.5 avg.) at **Cincinnati (9/29)** ... Made first career start vs. **Cleveland (9/25)** ... Returned one kickoff for 17 yards ... Also recorded one special teams tackle and one miscellaneous tackle ... Led the team with nine rushes for 37 yards (4.1 avg.) ... Also caught two passes for 11 yards (5.5 avg.) ... Rushed twice for 12 yards (6.0 avg.) and his first career touchdown at **New England (9/18)** ... Added two receptions for 6 yards (3.0 avg.) ... Returned one kickoff 15 yards ... Made NFL and Dolphins debut at **Seattle (9/11)**.

KENYAN DRAKE'S NFL REGULAR SEASON STATISTICS

| YEAR | TEAM | RUSHING | | | | | | | RECEIVING | | | | |
|------------|-------|---------|----|-----|-----|-----|----|----|-----------|-----|-----|----|----|
| | | GP | GS | ATT | YDS | AVG | LG | TD | NO | YDS | AVG | LG | TD |
| 2016 | Miami | 8 | 1 | 15 | 68 | 4.5 | 12 | 1 | 7 | 39 | 5.6 | 9 | 0 |
| NFL TOTALS | | 8 | 1 | 15 | 68 | 4.5 | 12 | 1 | 7 | 39 | 5.6 | 9 | 0 |

KENYAN DRAKE'S NFL RETURN STATS

| YEAR | TEAM | KICKOFF | | | | | | | PUNT | | | | | |
|------------|-------|---------|----|------|-----|------|-----|----|------|----|------|------|----|----|
| | | GP | GS | RET. | YDS | AVG | LG | TD | NO. | FC | YDS. | AVG. | LG | TD |
| 2016 | Miami | 8 | 1 | 4 | 155 | 38.8 | 96t | 1 | 0 | 0 | 0 | 0.0 | 0 | 0 |
| NFL TOTALS | | 8 | 1 | 4 | 155 | 38.8 | 96t | 1 | 0 | 0 | 0 | 0.0 | 0 | 0 |

2016 GAME-BY-GAME STATISTICS

| DATE | OPPONENT | P/S | RUSHING | | | | | RECEIVING | | | | | W/L | SCORE |
|-------------|----------------|-----|---------|-----|-----|----|----|-----------|-----|-----|----|----|-----|------------|
| | | | ATT | YDS | AVG | LG | TD | NO | YDS | AVG | LG | TD | | |
| 9/11 | at Seattle | 1/0 | 0 | 0 | 0.0 | 0 | 0 | 0 | 0 | 0.0 | 0 | 0 | L | 10-12 |
| 9/18 | at New England | 1/0 | 2 | 12 | 6.0 | 7t | 1 | 2 | 6 | 3.0 | 4 | 0 | L | 24-31 |
| 9/25 | CLEVELAND | 1/1 | 9 | 37 | 4.1 | 11 | 0 | 2 | 11 | 5.5 | 7 | 0 | W | 30-24 (OT) |
| 9/29 | at Cincinnati | 1/0 | 2 | 15 | 7.5 | 12 | 0 | 0 | 0 | 0.0 | 0 | 0 | L | 7-22 |
| 10/9 | TENNESSEE | 1/0 | 2 | 4 | 2.0 | 6 | 0 | 2 | 16 | 8.0 | 9 | 0 | L | 17-30 |
| 10/16 | PITTSBURGH | 1/0 | 0 | 0 | 0.0 | 0 | 0 | 0 | 0 | 0.0 | 0 | 0 | W | 30-15 |
| 10/23 | BUFFALO | 1/0 | 0 | 0 | 0.0 | 0 | 0 | 0 | 0 | 0.0 | 0 | 0 | W | 28-25 |
| 11/6 | N.Y. JETS | 1/0 | 0 | 0 | 0.0 | 0 | 0 | 1 | 6 | 6.0 | 6 | 0 | W | 27-23 |
| 2016 TOTALS | | 8/1 | 15 | 68 | 4.5 | 12 | 1 | 7 | 39 | 5.6 | 9 | 0 | | |

SINGLE-GAME HIGHS

CAREER HIGHS

Rushes: 9 vs. Cleveland (9/25/16)
Rushing Yards: 37 vs. Cleveland (9/25/16)
Longest Run: 12 at Cincinnati (9/29/16)
TD Runs: 1 at New England (9/18/16)
Receptions: 2 three times, last: vs. Tennessee (10/9/16)


Receiving Yards: 11 vs. Cleveland (9/25/16)
Longest Reception: 7 vs. Cleveland (9/25/16)
TD Receptions: 1 at New England (9/18/16)

SEASON HIGHS

Rushes: 9 vs. Cleveland (9/25/16)
Rushing Yards: 37 vs. Cleveland (9/25/16)
Longest Run: 12 at Cincinnati (9/29/16)
TD Runs: 1 at New England (9/18/16)
Receptions: 2 three times, last: vs. Tennessee (10/9/16)

Receiving Yards: 11 vs. Cleveland (9/25/16)
Longest Reception: 7 vs. Cleveland (9/25/16)
TD Receptions: 1 at New England (9/18/16)





83 // TE

**THOMAS
DUARTE**

HT: 6-2 // WT: 241 // BORN: 3/30/95
 COLLEGE: UCLA '16 // ACQUIRED: D7B, 2016
 NFL: ROOKIE SEASON // DOLPHINS: ROOKIE SEASON

KEY TRANSACTIONS

- Originally a seventh-round selection (231st overall) of the Dolphins in the 2016 NFL Draft

2016 - Made NFL debut, but did not record any statistics vs. **N.Y. Jets (11/6)** ... Activated to the 53-man roster on 11/5 .. On the Dolphins' practice squad Weeks 1-8.

THOMAS DUARTE'S NFL REGULAR SEASON STATISTICS

| YEAR | TEAM | GP | GS | RECEIVING | | | | | RUSHING | | | | | |
|------------|-------|----|----|-----------|-----|-----|----|----|---------|-----|-----|-----|----|---|
| | | | | NO | YDS | AVG | LG | TD | ATT | YDS | AVG | LG | TD | |
| 2016 | Miami | 1 | 0 | 0 | 0 | 0.0 | 0 | 0 | 0 | 0 | 0 | 0.0 | 0 | 0 |
| NFL TOTALS | | 1 | 0 | 0 | 0 | 0.0 | 0 | 0 | 0 | 0 | 0 | 0.0 | 0 | 0 |

2016 GAME-BY-GAME STATISTICS

| DATE | OPPONENT | P/S | RECEIVING | | | | | RUSHING | | | | | W/L | SCORE | |
|-------------|----------------|-----|----------------|-----|-----|----|----|---------|-----|-----|----|----|-----|-------|-------|
| | | | NO | YDS | AVG | LG | TD | ATT | YDS | AVG | LG | TD | | | |
| 9/11 | at Seattle | | PRACTICE SQUAD | | | | | | | | | | | | |
| 9/18 | at New England | | PRACTICE SQUAD | | | | | | | | | | | | |
| 9/25 | CLEVELAND | | PRACTICE SQUAD | | | | | | | | | | | | |
| 9/29 | at Cincinnati | | PRACTICE SQUAD | | | | | | | | | | | | |
| 10/9 | TENNESSEE | | PRACTICE SQUAD | | | | | | | | | | | | |
| 10/16 | PITTSBURGH | | PRACTICE SQUAD | | | | | | | | | | | | |
| 10/23 | BUFFALO | | PRACTICE SQUAD | | | | | | | | | | | | |
| 11/6 | N.Y. JETS | 1/0 | 0 | 0 | 0.0 | 0 | 0 | 0 | 0 | 0.0 | 0 | 0 | 0 | W | 27-23 |
| 2016 TOTALS | | 1/0 | 0 | 0 | 0.0 | 0 | 0 | 0 | 0 | 0.0 | 0 | 0 | | | |

SINGLE-GAME HIGHS

CAREER HIGHS

Receptions: -

Receiving Yards: -

Longest Reception: -

TD Receptions: -

SEASON HIGHS


Receptions: -

Receiving Yards: -

Longest Reception: -

TD Receptions: -





78 // DE

TERRENCE FEDE

HT: 6-4 // WT: 267 // BORN: 11/19/91
 COLLEGE: MARIST '14 // ACQUIRED: D7, 2014
 NFL: THIRD SEASON // DOLPHINS: THIRD SEASON

KEY TRANSACTIONS

- Originally a seventh-round selection (234th overall) by the Dolphins in the 2014 NFL Draft

2016 - Inactive Weeks 1, 3 and 6-9 ... Recorded two tackles (one solo) vs. **Tennessee (10/9)** ... Played at **Cincinnati (9/29)**, but did not record any statistics ... Recorded two tackles (one solo) at **New England (9/18)**.

TERRENCE FEDE'S NFL REGULAR SEASON STATISTICS

| YEAR | TEAM | GP | GS | TACKLES | | | | | INTERCEPTIONS | | | | | FUMBLES | | | |
|------------|-------|----|----|---------|------|------|-----|-----|---------------|-----|----|----|----|---------|----|-----|---|
| | | | | TOT | SOLO | ASST | SK | YDS | NO | YDS | LG | TD | PD | FF | FR | YDS | |
| 2014 | Miami | 11 | 0 | 10 | 8 | 2 | 1.0 | 5.0 | 0 | 0 | 0 | 0 | 0 | 0 | 0 | 0 | 0 |
| 2015 | Miami | 15 | 0 | 16 | 9 | 7 | 0.0 | 0.0 | 0 | 0 | 0 | 0 | 0 | 0 | 0 | 0 | 0 |
| 2016 | Miami | 3 | 0 | 4 | 2 | 2 | 0.0 | 0.0 | 0 | 0 | 0 | 0 | 0 | 0 | 0 | 0 | 0 |
| NFL TOTALS | | 29 | 0 | 30 | 19 | 11 | 1.0 | 5.0 | 0 | 0 | 0 | 0 | 0 | 0 | 0 | 0 | 0 |

2016 GAME-BY-GAME STATISTICS

| DATE | OPPONENT | P/S | TCK | SOLO | AST | SK | YDS | INT | YDS | PD | FF | FR |
|-------------|----------------|-----|-----|------|-----|-----|----------|-----|-----|----|----|----|
| 9/11 | at Seattle | | | | | | INACTIVE | | | | | |
| 9/18 | at New England | 1/0 | 2 | 1 | 1 | 0.0 | 0.0 | 0 | 0 | 0 | 0 | 0 |
| 9/25 | CLEVELAND | | | | | | INACTIVE | | | | | |
| 9/29 | at Cincinnati | 1/0 | 0 | 0 | 0 | 0.0 | 0.0 | 0 | 0 | 0 | 0 | 0 |
| 10/9 | TENNESSEE | 1/0 | 2 | 1 | 1 | 0.0 | 0.0 | 0 | 0 | 0 | 0 | 0 |
| 10/16 | PITTSBURGH | | | | | | INACTIVE | | | | | |
| 10/23 | BUFFALO | | | | | | INACTIVE | | | | | |
| 11/6 | N.Y. JETS | | | | | | INACTIVE | | | | | |
| 2016 TOTALS | | 3/0 | 4 | 2 | 2 | 0.0 | 0.0 | 0 | 0 | 0 | 0 | 0 |

SINGLE-GAME HIGHS

CAREER HIGHS

Tackles: 6 at Washington (9/13/15)

Sacks: 1 at Jacksonville (10/26/14)

Interceptions: -

Passes Defensed: -

Forced Fumbles: -

SEASON HIGHS

Tackles: 2 twice, last: vs. Tennessee (10/9/16)

Sacks: -

Interceptions: -

Passes Defensed: -

Forced Fumbles: -





3 // K

ANDREW FRANKS

HT: 6-1 // WT: 202 // BORN: 1/11/93
 COLLEGE: RENSSELAER POLYTECHNIC INSTITUTE // ACQUIRED: FA, 2015
 NFL: SECOND SEASON // DOLPHINS: SECOND SEASON

- ### KEY TRANSACTIONS
- Originally signed by the Dolphins as an undrafted college free agent on 5/8/15

(10/16) ... His 12 points on the day were a career high ... His 30-yard field goal with 5:33 left in the second quarter gave Miami a 9-8 lead ... Converted 1-of-1 FGs and 2-of-2 PATs vs. **Tennessee (10/9)** ... Made 1-of-1 PATs at **Cincinnati (9/29)** ... Also kicked off twice and recorded one touchback ... Kicked 1-of-1 FGs and 3-of-3 PATs vs. **Cleveland (9/25)** ... Converted 1-of-1 FGs and 3-of-3 PATs at **New England (9/18)** ... Connected on a 27-yard FG in the second quarter to give the Dolphins their first points of the day ... Was 1-of-2 on FGs and 1-of-1 on PATs to score four points at **Seattle (9/11)** ... Kicked a game-high 41-yard FG in the second quarter.

ANDREW FRANKS' NFL REGULAR SEASON STATISTICS

| YEAR | TEAM | GP | FGM | FGA | PCT. | LG | XP | XPA | PCT. | BLK | PTS |
|------------|-------|----|-----|-----|------|----|----|-----|-------|-----|-----|
| 2015 | Miami | 16 | 13 | 16 | 81.3 | 53 | 33 | 36 | 91.7 | 0 | 72 |
| 2016 | Miami | 8 | 11 | 14 | 78.6 | 41 | 18 | 18 | 100.0 | 1 | 51 |
| NFL TOTALS | | 24 | 24 | 30 | 80.0 | 53 | 51 | 54 | 94.4 | 1 | 123 |

2016 GAME-BY-GAME STATISTICS

| DATE | OPPONENT | P/S | FGM | FGA | PCT. | LG | XP | XPA | PCT. | BLK | PTS | W/L | SCORE |
|-------------|----------------|-----|-----|-----|-------|----|----|-----|-------|-----|-----|-----|------------|
| 9/11 | at Seattle | 1/0 | 1 | 2 | 50.0 | 41 | 1 | 1 | 100.0 | 0 | 4 | L | 10-12 |
| 9/18 | at New England | 1/0 | 1 | 1 | 100.0 | 27 | 3 | 3 | 100.0 | 0 | 6 | L | 24-31 |
| 9/25 | CLEVELAND | 1/0 | 1 | 1 | 100.0 | 37 | 3 | 3 | 100.0 | 0 | 6 | W | 30-24 (OT) |
| 9/29 | at Cincinnati | 1/0 | 0 | 0 | 0.0 | 0 | 1 | 1 | 100.0 | 0 | 1 | L | 7-22 |
| 10/9 | TENNESSEE | 1/0 | 1 | 1 | 100.0 | 24 | 2 | 2 | 100.0 | 0 | 5 | L | 17-30 |
| 10/16 | PITTSBURGH | 1/0 | 3 | 5 | 60.0 | 30 | 3 | 3 | 100.0 | 1 | 12 | W | 30-15 |
| 10/23 | BUFFALO | 1/0 | 2 | 2 | 100.0 | 36 | 2 | 2 | 100.0 | 0 | 8 | W | 28-25 |
| 11/6 | N.Y. JETS | 1/0 | 2 | 2 | 100.0 | 33 | 3 | 3 | 100.0 | 0 | 9 | W | 27-23 |
| 2016 TOTALS | | 8/0 | 11 | 14 | 78.6 | 41 | 18 | 18 | 100.0 | 1 | 51 | | |

SINGLE-GAME HIGHS

| CAREER HIGHS | | SEASON HIGHS | |
|-------------------------------|---------------------------------------|-------------------------------|---|
| Most Points Scored: | 12 vs. Pittsburgh (10/16/16) | Most Points Scored: | 12 vs. Pittsburgh (10/16/16) |
| PATs Attempted: | 6 vs. Houston (10/25/15) | PATs Attempted: | 3 four times, last: vs. N.Y. Jets (11/6/16) |
| PATs Made: | 5 twice, last: vs. Houston (10/25/15) | PATs Made: | 3 four times, last: vs. N.Y. Jets (11/6/16) |
| Consecutive PATs Made: | 23 (12/6/15 - 11/6/16) | Consecutive PATs Made: | 18 (9/11/16 - 11/6/16) |
| FGs Attempted: | 5 vs. Pittsburgh (10/16/16) | FGs Attempted: | 5 vs. Pittsburgh (10/16/16) |
| FGs Made: | 3 vs. Pittsburgh (10/16/16) | FGs Made: | 3 vs. Pittsburgh (10/16/16) |





19 // WR

JAKEEM GRANT

HT: 5-7 // WT: 172 // BORN: 10/30/92
COLLEGE: TEXAS TECH '16 // ACQUIRED: D6A
NFL: ROOKIE SEASON // DOLPHINS: ROOKIE SEASON

- ### KEY TRANSACTIONS
- Originally a sixth-round draft selection (186th overall) of the Dolphins in the 2016 NFL Draft

2016 - Ranks No. 7 in the NFL and No. 2 in the AFC in punt return average (11.0 avg.) and No. 5 in kickoff return average (25.2 avg.) through Week 9 ... Returned one punt 3 yards vs. **N.Y. Jets (11/6)** ... Also returned one kickoff 34 yards in the second quarter ... Returned three punts for 11 yards (3.7 avg.) vs. **Buffalo (10/23)** ... Also returned three kickoffs for 59 yards (19.7 avg.) ... Longest kickoff return on the day was 23 yards ... Returned one punt for 15 yards vs. **Pittsburgh**

(10/16) ... Returned one punt 74 yards for his first career touchdown in the second quarter to tie the game vs. **Tennessee (10/9)** ... It was the seventh-longest punt return in team history and the third longest by a rookie ... Also returned two kickoffs for 47 yards (23.5 avg.) ... Longest kickoff return on the day was for 26 yards ... Returned one kickoff for 18 yards and three punts for 13 yards (4.3 avg.) at **Cincinnati (9/29)** ... His 11-yard punt return in the second quarter is a season high ... Returned one kickoff for 27 yards vs. **Cleveland (9/25)** ... Saw action on special teams, but did not record any statistics at **New England (9/18)** ... Made NFL and Dolphins debut at **Seattle (9/11)** ... Served as the primary kick and punt returner for Miami ... Returned three punts for 16 yards (5.3 avg.) ... Returned two kickoffs for 67 yards (33.5 avg.).

JAKEEM GRANT'S NFL REGULAR SEASON STATISTICS

| YEAR | TEAM | GP | GS | RECEIVING | | | | | RUSHING | | | | | |
|------------|-------|----|----|-----------|-----|-----|----|----|---------|-----|-----|----|----|---|
| | | | | NO | YDS | AVG | LG | TD | ATT | YDS | AVG | LG | TD | |
| 2016 | Miami | 8 | 0 | 0 | 0 | 0.0 | 0 | 0 | 0 | 0 | 0 | 0 | 0 | 0 |
| NFL TOTALS | | 8 | 0 | 0 | 0 | 0.0 | 0 | 0 | 0 | 0 | 0 | 0 | 0 | 0 |

JAKEEM GRANT'S NFL RETURN STATS

| YEAR | TEAM | GP | GS | KICKOFF | | | | | PUNT | | | | | |
|------------|-------|----|----|---------|-----|------|----|----|------|----|------|------|-----|----|
| | | | | RET. | YDS | AVG | LG | TD | NO. | FC | YDS. | AVG. | LG | TD |
| 2016 | Miami | 8 | 0 | 10 | 252 | 25.2 | 45 | 0 | 12 | 1 | 132 | 11.0 | 74t | 1 |
| NFL TOTALS | | 8 | 0 | 10 | 252 | 25.2 | 45 | 0 | 12 | 1 | 132 | 11.0 | 74t | 1 |

2016 GAME-BY-GAME STATISTICS

| DATE | OPPONENT | P/S | RECEIVING | | | | | RUSHING | | | | | W/L | SCORE | |
|-------------|----------------|-----|-----------|-----|-----|----|----|---------|-----|-----|-----|----|-----|-------|------------|
| | | | NO | YDS | AVG | LG | TD | ATT | YDS | AVG | LG | TD | | | |
| 9/11 | at Seattle | 1/0 | 0 | 0 | 0.0 | 0 | 0 | 0 | 0 | 0 | 0.0 | 0 | 0 | L | 10-12 |
| 9/18 | at New England | 1/0 | 0 | 0 | 0.0 | 0 | 0 | 0 | 0 | 0 | 0.0 | 0 | 0 | L | 24-31 |
| 9/25 | CLEVELAND | 1/0 | 0 | 0 | 0.0 | 0 | 0 | 0 | 0 | 0 | 0.0 | 0 | 0 | W | 30-24 (OT) |
| 9/29 | at Cincinnati | 1/0 | 0 | 0 | 0.0 | 0 | 0 | 0 | 0 | 0 | 0.0 | 0 | 0 | L | 7-22 |
| 10/9 | TENNESSEE | 1/0 | 0 | 0 | 0.0 | 0 | 0 | 0 | 0 | 0 | 0.0 | 0 | 0 | L | 17-30 |
| 10/16 | PITTSBURGH | 1/0 | 0 | 0 | 0.0 | 0 | 0 | 0 | 0 | 0 | 0.0 | 0 | 0 | W | 30-15 |
| 10/23 | BUFFALO | 1/0 | 0 | 0 | 0.0 | 0 | 0 | 0 | 0 | 0 | 0.0 | 0 | 0 | W | 28-25 |
| 11/6 | N.Y. JETS | 1/0 | 0 | 0 | 0.0 | 0 | 0 | 0 | 0 | 0 | 0.0 | 0 | 0 | W | 27-23 |
| 2016 TOTALS | | 8/0 | 0 | 0 | 0.0 | 0 | 0 | 0 | 0 | 0 | 0.0 | 0 | 0 | | |

SINGLE-GAME HIGHS


CAREER HIGHS

Receptions: -
 Receiving Yards: -
 Longest Reception: -
 TD Receptions: -
 Rushes: -
 Rushing Yards: -
 Longest Rush: -

SEASON HIGHS

Receptions: -
 Receiving Yards: -
 Longest Reception: -
 TD Reception: -
 Rushes: -
 Rushing Yards: -
 Longest Rush: -





48 // TE

MARQUEIS GRAY

HT: 6-4 // WT: 255 // BORN: 11/7/89
 COLLEGE: MINNESOTA '13 // ACQUIRED: FA, 2016
 NFL: FOURTH SEASON // DOLPHINS: FIRST SEASON

- KEY TRANSACTIONS**
- Signed by the Dolphins as a free agent on 3/31/16
 - Signed by San Francisco as a undrafted college free agent on 5/7/13

2016 - Registered two receptions for 10 yards (5.0 avg.) in the 27-23 win vs. **N.Y. Jets (11/6)** ... Started vs. **Buffalo (10/23)**, but did not record any statistics ... Started vs. **Pittsburgh (10/16)** ... Recorded three receptions for a career-high 81 yards (27.0 avg.) ... Caught a career-high 53-yard pass from QB Ryan Tannehill in the second quarter ... Started vs. **Tennessee (10/9)**, but did not record any statistics ... Saw action at **Cincinnati (9/29)**, but did not record any statistics ... Played, but did not record any statistics vs. **Cleveland (9/25)** ...

Provided a pancake block at the point of attack on RB Jay Ajayi's 11-yard game-winning touchdown run ... Recorded one assisted special teams tackle at **New England (9/18)** ... Appeared on special teams at **Seattle (9/11)** ... Recorded one assisted special teams tackle.

| MarQUEIS GRAY'S NFL REGULAR SEASON STATISTICS | | | | | | | | | | | | | | |
|---|-----------|-----------|-----------|-----------|------------|-------------|-----------|----------|----------|-----------|------------|-----------|----------|--|
| YEAR | TEAM | GP | GS | RECEIVING | | | | | RUSHING | | | | | |
| | | | | NO | YDS | AVG | LG | TD | ATT | YDS | AVG | LG | TD | |
| 2013 | Cleveland | 12 | 2 | 2 | 8 | 14.0 | 5 | 0 | 6 | 43 | 7.2 | 18 | 0 | |
| 2014 | Min./Buf. | 13 | 5 | 9 | 134 | 14.9 | 41 | 0 | 0 | 0 | 0.0 | 0 | 0 | |
| 2015 | Buffalo | 4 | 0 | 1 | 2 | 2.0 | 2 | 0 | 0 | 0 | 0.0 | 0 | 0 | |
| 2016 | Miami | 8 | 4 | 5 | 91 | 18.2 | 53 | 0 | 0 | 0 | 0.0 | 0 | 0 | |
| NFL TOTALS | | 37 | 11 | 17 | 235 | 13.8 | 53 | 0 | 6 | 43 | 7.2 | 18 | 0 | |

2016 GAME-BY-GAME STATISTICS

| DATE | OPPONENT | P/S | RECEIVING | | | | | RUSHING | | | | | W/L | SCORE |
|--------------------|----------------|------------|-----------|-----------|-------------|-----------|----------|----------|----------|------------|----------|----------|-----|------------|
| | | | NO | YDS | AVG | LG | TD | ATT | YDS | AVG | LG | TD | | |
| 9/11 | at Seattle | 1/0 | 0 | 0 | 0.0 | 0 | 0 | 0 | 0 | 0.0 | 0 | 0 | L | 10-12 |
| 9/18 | at New England | 1/0 | 0 | 0 | 0.0 | 0 | 0 | 0 | 0 | 0.0 | 0 | 0 | L | 24-31 |
| 9/25 | CLEVELAND | 1/0 | 0 | 0 | 0.0 | 0 | 0 | 0 | 0 | 0.0 | 0 | 0 | W | 30-24 (OT) |
| 9/29 | at Cincinnati | 1/0 | 0 | 0 | 0.0 | 0 | 0 | 0 | 0 | 0.0 | 0 | 0 | L | 7-22 |
| 10/9 | TENNESSEE | 1/1 | 0 | 0 | 0.0 | 0 | 0 | 0 | 0 | 0.0 | 0 | 0 | L | 17-30 |
| 10/16 | PITTSBURGH | 1/1 | 3 | 81 | 27.0 | 53 | 0 | 0 | 0 | 0.0 | 0 | 0 | W | 30-15 |
| 10/23 | BUFFALO | 1/1 | 0 | 0 | 0.0 | 0 | 0 | 0 | 0 | 0.0 | 0 | 0 | W | 28-25 |
| 11/6 | N.Y. JETS | 1/1 | 2 | 10 | 5.0 | 6 | 0 | 0 | 0 | 0.0 | 0 | 0 | W | 27-23 |
| 2016 TOTALS | | 8/4 | 5 | 91 | 18.2 | 53 | 0 | 0 | 0 | 0.0 | 0 | 0 | | |

SINGLE-GAME HIGHS

CAREER HIGHS

Receptions: 3 twice, last: vs. Pittsburgh (10/16/16)
Receiving Yards: 81 vs. Pittsburgh (10/16/16)
Longest Reception: 53 vs. Pittsburgh (10/16/16)
TD Receptions: -

SEASON HIGHS

Receptions: 3 vs. Pittsburgh (10/16/16)
Receiving Yards: 81 vs. Pittsburgh (10/16/16)
Longest Reception: 53 vs. Pittsburgh (10/16/16)
TD Receptions: -





46 // LB

**NEVILLE
HEWITT**

HT: 6-2 // WT: 232 // BORN: 4/6/93
 COLLEGE: MARSHALL '15 // ACQUIRED: FA, 2015
 NFL: SECOND SEASON // DOLPHINS: SECOND SEASON

KEY TRANSACTIONS

- Originally signed by the Dolphins as an undrafted college free agent on 5/8/15

2016 - Played, but did not record any statistics vs. **N.Y. Jets (11/6)** ... Registered three solo tackles vs. **Buffalo (10/23)** ... Also made one assisted special teams tackle ... Recorded three tackles (one solo) vs. **Pittsburgh (10/16)** ... Started vs. **Tennessee (10/9)**, recording three assisted tackles ... Totaled four tackles (three solo) in start at **Cincinnati (9/29)** ... Registered six tackles (five solo) and one tackle for loss vs. **Cleveland (9/25)** ... Also made one special teams tackle

... Recorded one solo tackle at **New England (9/18)** ... Also made one special teams tackle ... Played at **Seattle (9/11)**, appearing on special teams.

| NEVILLE HEWITT'S NFL REGULAR SEASON STATISTICS | | | | | | | | | | | | | | | | |
|--|-------|-----------|----------|-----------|-----------|-----------|------------|------------|---------------|----------|----------|----------|----------|----------|----------|----------|
| YEAR | TEAM | GP | GS | TACKLES | | | | | INTERCEPTIONS | | | | | FUMBLES | | |
| | | | | TOT | SOLO | ASST | SK | YDS | NO | YDS | LG | TD | PD | FF | FR | YDS |
| 2015 | Miami | 16 | 2 | 32 | 22 | 10 | 0.0 | 0.0 | 1 | 0 | 0 | 0 | 3 | 0 | 0 | 0 |
| 2016 | Miami | 8 | 2 | 20 | 13 | 7 | 0.0 | 0.0 | 0 | 0 | 0 | 0 | 0 | 0 | 0 | 0 |
| NFL TOTALS | | 24 | 4 | 52 | 35 | 17 | 0.0 | 0.0 | 1 | 0 | 0 | 0 | 3 | 0 | 0 | 0 |

2016 GAME-BY-GAME STATISTICS

| DATE | OPPONENT | P/S | TCK | SOLO | AST | SK | YDS | INT | YDS | PD | FF | FR |
|--------------------|----------------|------------|-----------|-----------|----------|------------|------------|----------|----------|----------|----------|----------|
| 9/11 | at Seattle | 1/0 | 0 | 0 | 0 | 0.0 | 0.0 | 0 | 0 | 0 | 0 | 0 |
| 9/18 | at New England | 1/0 | 1 | 1 | 0 | 0.0 | 0.0 | 0 | 0 | 0 | 0 | 0 |
| 9/25 | CLEVELAND | 1/0 | 6 | 5 | 1 | 0.0 | 0.0 | 0 | 0 | 0 | 0 | 0 |
| 9/29 | at Cincinnati | 1/1 | 4 | 3 | 1 | 0.0 | 0.0 | 0 | 0 | 0 | 0 | 0 |
| 10/9 | TENNESSEE | 1/1 | 3 | 0 | 3 | 0.0 | 0.0 | 0 | 0 | 0 | 0 | 0 |
| 10/16 | PITTSBURGH | 1/0 | 3 | 1 | 2 | 0.0 | 0.0 | 0 | 0 | 0 | 0 | 0 |
| 10/23 | BUFFALO | 1/0 | 3 | 3 | 0 | 0.0 | 0.0 | 0 | 0 | 0 | 0 | 0 |
| 11/6 | N.Y. JETS | 1/0 | 0 | 0 | 0 | 0.0 | 0.0 | 0 | 0 | 0 | 0 | 0 |
| 2016 TOTALS | | 8/2 | 20 | 13 | 7 | 0.0 | 0.0 | 0 | 0 | 0 | 0 | 0 |

SINGLE-GAME HIGHS

CAREER HIGHS

Tackles: 6 three times, last: vs. Cle. (9/25/16)

Sacks: -

Interceptions: 1 vs. Dallas (11/22/15)

Passes Defensed: 1 three times, last: vs. NE (1/3/16)

Forced Fumbles: -

Fumble Recoveries: -

SEASON HIGHS

Tackles: 6 vs. Cleveland (9/25/16)

Sacks: -

Interceptions: -

Passes Defensed: -

Forced Fumbles: -

Fumble Recoveries: -





25 // CB

XAVIEN HOWARD

HT: 6-1 // WT: 198 // BORN: 7/4/93
 COLLEGE: BAYLOR '16 // ACQUIRED: D2, 38
 NFL: ROOKIE SEASON // DOLPHINS: ROOKIE SEASON

KEY TRANSACTIONS

- Originally a second-round selection (38th overall) of the Dolphins in the 2016 NFL Draft

2016 - Inactive due to injury Weeks 5-9 ... Recorded six tackles (five solo) at **Cincinnati (9/29)** ... Totaled six solo tackles, two passes defended and one forced fumble vs. **Cleveland (9/25)** ... Forced a fumble from WR Ricardo Lewis in the third quarter ... Recorded five tackles (two solo) at **New England (9/18)** ... Made first career start at **Seattle (9/11)** in his NFL and Dolphins debut ... Became the first Dolphins rookie to start Week 1 at cornerback since Sean

Smith (2009) ... Recorded 11 tackles (six solo).

XAVIEN HOWARD'S NFL REGULAR SEASON STATISTICS

| YEAR | TEAM | GP | GS | TACKLES | | | | | INTERCEPTIONS | | | | | FUMBLES | | | |
|-------------------|-------|----------|----------|-----------|-----------|----------|------------|------------|---------------|----------|----------|----------|----------|----------|----------|----------|---|
| | | | | TOT | SOLO | ASST | SK | YDS | NO | YDS | LG | TD | PD | FF | FR | YDS | |
| 2016 | Miami | 4 | 4 | 28 | 19 | 9 | 0.0 | 0.0 | 0 | 0 | 0 | 0 | 0 | 2 | 1 | 0 | 0 |
| NFL TOTALS | | 4 | 4 | 28 | 19 | 9 | 0.0 | 0.0 | 0 | 0 | 0 | 0 | 2 | 1 | 0 | 0 | |

2016 GAME-BY-GAME STATISTICS

| DATE | OPPONENT | P/S | TCK | SOLO | AST | SK | YDS | INT | YDS | PD | FF | FR |
|--------------------|----------------|------------|-----------|-----------|----------|------------|------------|----------|----------|----------|----------|----------|
| 9/11 | at Seattle | 1/1 | 11 | 6 | 5 | 0.0 | 0.0 | 0 | 0 | 0 | 0 | 0 |
| 9/18 | at New England | 1/1 | 5 | 2 | 3 | 0.0 | 0.0 | 0 | 0 | 1 | 0 | 0 |
| 9/25 | CLEVELAND | 1/1 | 6 | 6 | 0 | 0.0 | 0.0 | 0 | 0 | 1 | 1 | 0 |
| 9/29 | at Cincinnati | 1/1 | 6 | 5 | 1 | 0.0 | 0.0 | 0 | 0 | 0 | 0 | 0 |
| 10/9 | TENNESSEE | | | | | | INACTIVE | | | | | |
| 10/16 | PITTSBURGH | | | | | | INACTIVE | | | | | |
| 10/23 | BUFFALO | | | | | | INACTIVE | | | | | |
| 11/6 | N.Y. JETS | | | | | | INACTIVE | | | | | |
| 2016 TOTALS | | 4/4 | 28 | 19 | 9 | 0.0 | 0.0 | 0 | 0 | 2 | 1 | 0 |

SINGLE-GAME HIGHS

CAREER HIGHS

Tackles: 11 at Seattle (9/11/16)
Sacks: -
Interceptions: -
Passes Defended: 2 vs. Cleveland (9/25/16)
Forced Fumbles: 1 vs. Cleveland (9/25/16)
Fumble Recoveries: -

SEASON HIGHS

Tackles: 11 at Seattle (9/11/16)
Sacks: -
Interceptions: -
Passes Defended: 2 vs. Cleveland (9/25/16)
Forced Fumbles: 1 vs. Cleveland (9/25/16)
Fumble Recoveries: -





45 // LB

MIKE HULL

HT: 6-0 // WT: 233 // BORN: 5/25/91
 COLLEGE: PENN STATE '15 // ACQUIRED: FA, 2015
 NFL: SECOND SEASON // DOLPHINS: SECOND SEASON

- KEY TRANSACTIONS**
- Signed to the Dolphins' active roster on 1/2/16
 - Originally signed by the Dolphins as an undrafted college free agent on 5/8/15

2016 - Recorded two special teams tackles (one solo) vs. **N.Y. Jets (11/6)** ... Made one assisted special teams tackle vs. **Buffalo (10/23)** ... Played one defensive snap in place of an injured LB Kiko Alonso ... Registered two special teams tackles vs. **Pittsburgh (10/16)** ... Also served as a game captain ... Appeared on special teams, but did not record any statistics vs. **Tennessee (10/9)** ... Played, but did not record any statistics at **Cincinnati (9/29)** ... Saw

action on special teams, but did not record any statistics vs. **Cleveland (9/25)** ... Totaled two special teams tackles at **New England (9/18)** ... Played at **Seattle (9/11)** ... Recorded one assisted special teams tackle.

MIKE HULL'S NFL REGULAR SEASON STATISTICS

| YEAR | TEAM | GP | GS | TACKLES | | | | | INTERCEPTIONS | | | | | FUMBLES | | | |
|------------|-------|----|----|---------|------|------|-----|-----|---------------|-----|----|----|----|---------|----|-----|---|
| | | | | TOT | SOLO | ASST | SK | YDS | NO | YDS | LG | TD | PD | FF | FR | YDS | |
| 2015 | Miami | 3 | 0 | 1 | 1 | 0 | 0.0 | 0 | 0 | 0 | 0 | 0 | 0 | 0 | 0 | 0 | 0 |
| 2016 | Miami | 8 | 0 | 0 | 0 | 0 | 0.0 | 0.0 | 0 | 0 | 0 | 0 | 0 | 0 | 0 | 0 | 0 |
| NFL TOTALS | | 11 | 0 | 1 | 1 | 0 | 0.0 | 0.0 | 0 | 0 | - | 0 | 0 | 0 | 0 | 0 | 0 |

2016 GAME-BY-GAME STATISTICS

| DATE | OPPONENT | P/S | TCK | SOLO | AST | SK | YDS | INT | YDS | PD | FF | FR |
|-------------|----------------|-----|-----|------|-----|-----|-----|-----|-----|----|----|----|
| 9/11 | at Seattle | 1/0 | 0 | 0 | 0 | 0.0 | 0.0 | 0 | 0 | 0 | 0 | 0 |
| 9/18 | at New England | 1/0 | 0 | 0 | 0 | 0.0 | 0.0 | 0 | 0 | 0 | 0 | 0 |
| 9/25 | CLEVELAND | 1/0 | 0 | 0 | 0 | 0.0 | 0.0 | 0 | 0 | 0 | 0 | 0 |
| 9/29 | at Cincinnati | 1/0 | 0 | 0 | 0 | 0.0 | 0.0 | 0 | 0 | 0 | 0 | 0 |
| 10/9 | TENNESSEE | 1/0 | 0 | 0 | 0 | 0.0 | 0.0 | 0 | 0 | 0 | 0 | 0 |
| 10/16 | PITTSBURGH | 1/0 | 0 | 0 | 0 | 0.0 | 0.0 | 0 | 0 | 0 | 0 | 0 |
| 10/23 | BUFFALO | 1/0 | 0 | 0 | 0 | 0.0 | 0.0 | 0 | 0 | 0 | 0 | 0 |
| 11/6 | N.Y. JETS | 1/0 | 0 | 0 | 0 | 0.0 | 0.0 | 0 | 0 | 0 | 0 | 0 |
| 2016 TOTALS | | 8/0 | 0 | 0 | 0 | 0.0 | 0.0 | 0 | 0 | 0 | 0 | 0 |

SINGLE-GAME HIGHS

| | CAREER HIGHS |
|---------------------------|------------------------------|
| Tackles: | 1 at Philadelphia (11/15/15) |
| Sacks: | - |
| Interceptions: | - |
| Passes Defensed: | - |
| Forced Fumbles: | - |
| Fumble Recoveries: | - |

| | SEASON HIGHS |
|---------------------------|--------------|
| Tackles: | - |
| Sacks: | - |
| Interceptions: | - |
| Passes Defensed: | - |
| Forced Fumbles: | - |
| Fumble Recoveries: | - |




70 // T

JA'WUAN JAMES

HT: **6-6** // WT: **307** // BORN: **6/3/92**
 COLLEGE: **TENNESSEE '14** // ACQUIRED: **D1, 2014**
 NFL: **THIRD SEASON** // DOLPHINS: **THIRD SEASON**

KEY TRANSACTIONS

- Originally a first-round selection (19th overall) of the Dolphins in the 2014 NFL Draft

2016 - Started in the 27-23 victory vs. **N.Y. Jets (11/6)** ... Protected QB Ryan Tannehill who completed 17-of-28 (60.7 pct.) passes for 149 yards and one touchdown ... Also blocked for RB Jay Ajayi who carried the ball 24 times for 111 yards (4.6 avg.) and one touchdown ... This was the third consecutive game Ajayi topped the 100-yard rushing mark ... Started in the 28-25 win vs. **Buffalo (10/23)** ... Protected QB Ryan Tannehill who completed 15-of-25 passes (60 pct.) for 204 yards and one touchdown ... Tannehill also posted a 99.4 QB rating

on the day ... Blocked for RB Jay Ajayi who rushed for a career-high 214 yards, the third most in a single game in franchise history ... Started vs. **Pittsburgh (10/15)** ... Protected QB Ryan Tannehill who completed 24-of-32 throws (75.0 pct.), earning a 97.4 QB rating ... Part of an o-line that did not allow a sack on the day ... Also blocked for RB Jay Ajayi who rushed for 204 yards, the fourth-most in a single game in team history ... Started vs. **Tennessee (10/9)** ... Helped QB Ryan Tannehill complete 12-of-18 passes (66.7 pct.) for 191 yards ... Blocked for RB Jay Ajayi who rushed for a career-high 13 attempts and 42 yards ... Started at **Cincinnati (9/29)** ... Protected QB Ryan Tannehill, who completed 15-of-25 passes (60 pct.) for 189 yards and one touchdown ... Started vs. **Cleveland (9/25)** ... Protected QB Ryan Tannehill who completed 25-of-39 passes (64.1 pct.) for 319 yards and three touchdowns ... Also blocked for a Dolphins run game that rushed for 115 yards and one touchdown on 25 attempts (4.6 avg.) ... Started at **New England (9/18)** ... Protected QB Ryan Tannehill who completed 32-of-45 passes for 389 yards and two touchdowns ... O-line did not allow a sack in the game... Also blocked for the Dolphins run game, which totaled 16 attempts for 70 yards (4.4 avg.) and one touchdown ... Started at right tackle at **Seattle (9/11)** ... Protected QB Ryan Tannehill who completed 16-of-29 passes for 186 yards.

JA'WUAN JAMES' NFL REGULAR SEASON STATISTICS

GAMES/STARTS: 2014: 16/16, 2015: 7/7, 2016: 8/8

NFL TOTALS: 31/31





53 // LB

JELANI JENKINS

HT: 6-0 // WT: 240 // BORN: 3/13/92
 COLLEGE: FLORIDA '13 // ACQUIRED: D4A, 2013
 NFL: FOURTH SEASON // DOLPHINS: FOURTH SEASON

KEY TRANSACTIONS

- Originally was a fourth-round selection (104th overall) of the Dolphins in the 2013 NFL Draft

2016 - Recorded three solo tackles and one tackle for loss vs. N.Y. Jets (11/6) ... Left the game due to injury in the second quarter ... Tallied two solo tackles vs. **Buffalo (10/23)** ... Started vs. **Pittsburgh (10/16)**, but did not record any statistics ... Inactive due to injury Weeks 4-5 ... Registered three tackles (two solo) vs. **Cleveland (9/25)** ... Tallied five tackles (two solo) at **New England (9/18)** ... Recorded seven tackles (one solo) at **Seattle (9/11)**.

JELANI JENKINS' NFL REGULAR SEASON STATISTICS

| YEAR | TEAM | GP | GS | TACKLES | | | | | INTERCEPTIONS | | | | | FUMBLES | | | |
|------------|-------|----|----|---------|------|------|-----|------|---------------|-----|----|----|----|---------|----|-----|---|
| | | | | TOT | SOLO | ASST | SK | YDS | NO | YDS | LG | TD | PD | FF | FR | YDS | |
| 2013 | Miami | 16 | 0 | 11 | 10 | 1 | 0.0 | 0.0 | 0 | 0 | 0 | 0 | 0 | 0 | 0 | 0 | 0 |
| 2014 | Miami | 15 | 14 | 108 | 81 | 27 | 3.5 | 26.5 | 0 | 0 | 0 | 0 | 1 | 2 | 0 | 0 | |
| 2015 | Miami | 13 | 13 | 71 | 50 | 21 | 0.0 | 0.0 | 0 | 0 | 0 | 0 | 3 | 1 | 1 | 0 | |
| 2016 | Miami | 6 | 5 | 20 | 10 | 10 | 0.0 | 0.0 | 0 | 0 | 0 | 0 | 1 | 0 | 0 | 0 | |
| NFL TOTALS | | 50 | 32 | 210 | 151 | 59 | 3.5 | 26.5 | 0 | 0 | - | 0 | 5 | 3 | 1 | 0 | |

2016 GAME-BY-GAME STATISTICS

| DATE | OPPONENT | P/S | TCK | SOLO | AST | SK | YDS | INT | YDS | PD | FF | FR |
|-------------|----------------|-----|-----|------|-----|-----|-----|----------|-----|----|----|----|
| 9/11 | at Seattle | 1/0 | 7 | 1 | 6 | 0.0 | 0.0 | 0 | 0 | 0 | 0 | 0 |
| 9/18 | at New England | 1/1 | 5 | 2 | 3 | 0.0 | 0.0 | 0 | 0 | 1 | 0 | 0 |
| 9/25 | CLEVELAND | 1/1 | 3 | 2 | 1 | 0.0 | 0.0 | 0 | 0 | 0 | 0 | 0 |
| 9/29 | at Cincinnati | | | | | | | INACTIVE | | | | |
| 10/9 | TENNESSEE | | | | | | | INACTIVE | | | | |
| 10/16 | PITTSBURGH | 1/1 | 0 | 0 | 0 | 0.0 | 0.0 | 0 | 0 | 0 | 0 | 0 |
| 10/23 | BUFFALO | 1/1 | 2 | 2 | 0 | 0.0 | 0.0 | 0 | 0 | 0 | 0 | 0 |
| 11/6 | N.Y. JETS | 1/1 | 3 | 3 | 0 | 0.0 | 0.0 | 0 | 0 | 0 | 0 | 0 |
| 2016 TOTALS | | 6/5 | 20 | 10 | 10 | 0.0 | 0.0 | 0 | 0 | 1 | 0 | 0 |

SINGLE-GAME HIGHS

CAREER HIGHS

Tackles: 16 at N.Y. Jets (12/1/14)
Sacks: 1.5 vs. Kansas City (9/21/14)
Interceptions: -
Passes Defensed: 1 five times, last: at NE (9/18/16)
Forced Fumbles: 1 three times, last: vs. Houston (10/25/15)
Fumble Recoveries: 1 at Tennessee (10/18/15)

SEASON HIGHS

Tackles: 7 at Seattle (9/11/16)
Sacks: -
Interceptions: -
Passes Defensed: 1 at New England (9/18/16)
Forced Fumbles: -
Fumble Recoveries: -



85 // TE

DOMINIQUE JONES

HT: 6-3 // WT: 275 // BORN: 8/15/87
 COLLEGE: SHEPHERD '11 // ACQUIRED: FA, 2016
 NFL: THIRD SEASON // DOLPHINS: FIRST SEASON

KEY TRANSACTIONS

- Signed by the Dolphins as a free agent on 10/3/16
- Originally signed as an undrafted college free agent by Indianapolis on 4/30/12

2016 - Led the team with three catches for 42 yards (14.0 avg.) and one touchdown in the 27-23 win vs. **N.Y. Jets (11/6)** ... His 1-yard TD reception was the first touchdown of his career ... The TD pass from QB Ryan Tannehill came in the second quarter on third-and-1 at the Jets 1-yard line ... Also caught a career long 24-yard pass from QB Ryan Tannehill in the first quarter ... Started,

but did not record any statistics vs. **Buffalo (10/23)** ... Caught one pass for 8 yards (8.0 avg.) vs. **Pittsburgh (10/16)** ... Recorded two receptions for 4 yards (2.0 avg.) vs. **Tennessee (10/9)** ... Not on an NFL Roster during Weeks 1-4.

DOMINIQUE JONES' NFL REGULAR SEASON STATISTICS

| YEAR | TEAM | GP | GS | RECEIVING | | | | | RUSHING | | | | | |
|-------------------|--------------|-----------|----------|-----------|----------------|-------------|-----------|----------|----------|----------|------------|----------|----------|--|
| | | | | NO | YDS | AVG | LG | TD | ATT | YDS | AVG | LG | TD | |
| 2012 | Indianapolis | 4 | 1 | 1 | 8 | 8.0 | 9 | 0 | 0 | 0 | 0.0 | 0 | 0 | |
| 2013 | Ind./KC | 8 | 2 | 2 | 34 | 17.0 | 21 | 0 | 0 | 0 | 0.0 | 0 | 0 | |
| 2014 | Denver | 1 | 0 | 0 | 0 | 0.0 | 0 | 0 | 0 | 0 | 0.0 | 0 | 0 | |
| 2015 | Baltimore | | | | PRACTICE SQUAD | | | | | | | | | |
| | N.Y. Giants | | | | PRACTICE SQUAD | | | | | | | | | |
| | Minnesota | | | | PRACTICE SQUAD | | | | | | | | | |
| 2016 | Miami | 4 | 2 | 6 | 54 | 9.0 | 24 | 1 | 0 | 0 | 0.0 | 0 | 0 | |
| NFL TOTALS | | 17 | 5 | 9 | 96 | 10.7 | 24 | 1 | 0 | 0 | 0.0 | 0 | 0 | |

2016 GAME-BY-GAME STATISTICS

| DATE | OPPONENT | P/S | RECEIVING | | | | | RUSHING | | | | | W/L | SCORE |
|--------------------|----------------|------------|---------------|-----------|------------|----------|----------|----------|----------|------------|----------|----------|-----|-------|
| | | | NO | YDS | AVG | LG | TD | ATT | YDS | AVG | LG | TD | | |
| 9/11 | at Seattle | | NOT ON ROSTER | | | | | | | | | | | |
| 9/18 | at New England | | NOT ON ROSTER | | | | | | | | | | | |
| 9/25 | CLEVELAND | | NOT ON ROSTER | | | | | | | | | | | |
| 9/29 | at Cincinnati | | NOT ON ROSTER | | | | | | | | | | | |
| 10/9 | TENNESSEE | 1/0 | 2 | 4 | 2.0 | 5 | 0 | 0 | 0 | 0.0 | 0 | 0 | L | 17-30 |
| 10/16 | PITTSBURGH | 1/0 | 1 | 8 | 8.0 | 8 | 0 | 0 | 0 | 0.0 | 0 | 0 | W | 30-15 |
| 10/23 | BUFFALO | 1/1 | 0 | 0 | 0.0 | 0 | 0 | 0 | 0 | 0.0 | 0 | 0 | W | 28-25 |
| 11/6 | N.Y. JETS | 1/1 | 3 | 42 | 14.0 | 24 | 1 | 0 | 0 | 0.0 | 0 | 0 | W | 27-23 |
| 2016 TOTALS | | 4/2 | 3 | 12 | 4.0 | 8 | 0 | 0 | 0 | 0.0 | 0 | 0 | | |

SINGLE-GAME HIGHS

CAREER HIGHS

Receptions: 3 vs. N.Y. Jets (11/6/16)
Receiving Yards: 42 vs. N.Y. Jets (11/6/16)
Longest Reception: 24 vs. N.Y. Jets (11/6/16)
TD Receptions: 1 vs. N.Y. Jets (11/6/16)

SEASON HIGHS

Receptions: 3 vs. N.Y. Jets (11/6/16)
Receiving Yards: 42 vs. N.Y. Jets (11/6/16)
Longest Reception: 24 vs. N.Y. Jets (11/6/16)
TD Receptions: 1 vs. N.Y. Jets (11/6/16)



98 // DE

JASON JONES

HT: 6-5 // WT: 278 // BORN: 5/23/86
 COLLEGE: EASTERN MICHIGAN '08 // ACQUIRED: UFA, 2016
 NFL: NINTH SEASON // DOLPHINS: FIRST SEASON

- KEY TRANSACTIONS**
- Signed by the Dolphins as an unrestricted free agent on 5/16/2016
 - Originally a second-round selection (54th overall) of Tennessee in the 2008 NFL Draft

(10/9) ... Registered two solo tackles ... Served as a game captain ... Totaled six tackles (two solo) at **Cincinnati (9/29)** ... His six total tackles were both career highs ... Recorded three solo tackles, one QBH and one fumble recovery vs. **Cleveland (9/25)** ... Recovered a fumble from QB Cody Kessler in the first quarter, following a DE Cameron Wake sack ... Registered three tackles (one solo) and one sack at **New England (9/18)** ... Sacked QB Jacoby Brissett for a loss of 8 yards in the third quarter ... Recorded two assisted tackles, 0.5 sacks and two QBHs at **Seattle (9/11)** ... Sacked QB Russell Wilson along with DE Jordan Phillips in the second quarter ... Also blocked a K Steven Hauschka PAT with 35 seconds remaining in the fourth quarter.

| JASON JONES' NFL REGULAR SEASON STATISTICS | | | | | | | | | | | | | | | | |
|--|-----------|------------|-----------|------------|------------|-----------|-------------|--------------|---------------|----------|----------|----------|-----------|-----------|----------|----------|
| YEAR | TEAM | GP | GS | TACKLES | | | | | INTERCEPTIONS | | | | | FUMBLES | | |
| | | | | TOT | SOLO | ASST | SK | YDS | NO | YDS | LG | TD | PD | FF | FR | YDS |
| 2008 | Tennessee | 13 | 3 | 31 | 24 | 7 | 5.0 | 31.5 | 0 | 0 | 0 | 0 | 2 | 3 | 0 | 0 |
| 2009 | Tennessee | 7 | 0 | 15 | 9 | 6 | 4.0 | 29.0 | 0 | 0 | 0 | 0 | 5 | 0 | 0 | 0 |
| 2010 | Tennessee | 15 | 15 | 38 | 33 | 5 | 3.5 | 28.0 | 0 | 0 | 0 | 0 | 3 | 3 | 0 | 0 |
| 2011 | Tennessee | 14 | 13 | 27 | 18 | 9 | 3.0 | 21.0 | 0 | 0 | 0 | 0 | 5 | 1 | 0 | 0 |
| 2012 | Seattle | 12 | 0 | 10 | 7 | 3 | 3.0 | 15.0 | 0 | 0 | 0 | 0 | 4 | 0 | 1 | 3 |
| 2013 | Detroit | 3 | 3 | 1 | 1 | 0 | 0.0 | 0.0 | 0 | 0 | 0 | 0 | 1 | 0 | 0 | 0 |
| 2014 | Detroit | 16 | 16 | 22 | 14 | 8 | 5.0 | 33.5 | 0 | 0 | 0 | 0 | 3 | 2 | 0 | 0 |
| 2015 | Detroit | 15 | 15 | 31 | 27 | 4 | 4.5 | 29.5 | 0 | 0 | 0 | 0 | 1 | 1 | 0 | 0 |
| 2016 | Miami | 8 | 5 | 19 | 11 | 8 | 2.5 | 12.0 | 0 | 0 | 0 | 0 | 1 | 0 | 1 | 0 |
| NFL TOTALS | | 103 | 70 | 194 | 144 | 50 | 30.5 | 199.5 | 0 | 0 | 0 | 0 | 25 | 10 | 2 | 3 |

| 2016 GAME-BY-GAME STATISTICS | | | | | | | | | | | | | |
|------------------------------|----------------|------------|-----------|-----------|----------|------------|-------------|----------|----------|----------|----------|----------|---|
| DATE | OPPONENT | P/S | TCK | SOLO | AST | SK | YDS | INT | YDS | PD | FF | FR | |
| 9/11 | at Seattle | 1/1 | 2 | 0 | 2 | 0.5 | 0.0 | 0 | 0 | 0 | 0 | 0 | 0 |
| 9/18 | at New England | 1/1 | 3 | 1 | 2 | 1.0 | 8.0 | 0 | 0 | 0 | 0 | 0 | 0 |
| 9/25 | CLEVELAND | 1/1 | 3 | 3 | 0 | 0.0 | 0.0 | 0 | 0 | 0 | 0 | 1 | 0 |
| 9/29 | at Cincinnati | 1/1 | 6 | 2 | 4 | 0.0 | 0.0 | 0 | 0 | 0 | 0 | 0 | 0 |
| 10/9 | TENNESSEE | 1/1 | 2 | 2 | 0 | 0.0 | 0.0 | 0 | 0 | 0 | 0 | 0 | 0 |
| 10/16 | PITTSBURGH | 1/0 | 1 | 1 | 0 | 0.0 | 0.0 | 0 | 0 | 1 | 0 | 0 | 0 |
| 10/23 | BUFFALO | 1/0 | 2 | 2 | 0 | 1.0 | 4.0 | 0 | 0 | 0 | 0 | 0 | 0 |
| 11/6 | N.Y. JETS | 1/0 | 1 | 1 | 0 | 0.0 | 0.0 | 0 | 0 | 0 | 0 | 0 | 0 |
| 2016 TOTALS | | 8/5 | 19 | 11 | 8 | 2.5 | 12.0 | 0 | 0 | 1 | 0 | 1 | |

SINGLE-GAME HIGHS

CAREER HIGHS

Tackles: 6 at Cincinnati (9/29/16)
Sacks: 3.5 vs. Pittsburgh (12/21/08)

Interceptions: –
Passes Defensed: 2 three times, last: at Arizona (9/9/12)
Forced Fumbles: 3 vs. Pittsburgh (12/21/08)
Fumble Recoveries: 1 twice, last: vs. Cleveland (9/25/16)

SEASON HIGHS

Tackles: 6 at Cincinnati (9/29/16)
Sacks: 1 twice, last: vs. Buffalo (10/23/16)

Interceptions: –
Passes Defensed: 1 vs. Pittsburgh (10/23/16)
Forced Fumbles: –
Fumble Recoveries: 1 vs. Cleveland (9/25/16)



14 // WR

JARVIS LANDRY

HT: 5-11 // WT: 206 // BORN: 11/28/92
COLLEGE: LOUISIANA STATE '15 // ACQUIRED: D2, 2014
NFL: THIRD SEASON // DOLPHINS: THIRD SEASON

KEY TRANSACTIONS

- Originally a second-round draft selection (63rd overall) of the Dolphins in the 2014 NFL Draft

2016 - Tied for eighth in the NFL with 49 receptions through Week 9 ... Tied for seventh in the NFL with 15 receptions on third down through Week 9 ... Ranks No. 12 in the NFL with 605 receiving yards through Week 9 ... Recorded three receptions for 33 yards (11.0 avg.) in the 27-23 victory vs. **N.Y. Jets (11/6)** ... Also returned one punt for 9 yards ... Eclipsed the 2,500 career receiving yards mark ... Caught five passes for 78 yards (15.6 avg.) in the 28-25 victory

vs. **Buffalo (10/23)** ... Also returned two punts for 17 yards (8.5 avg.) and one kickoff for 2 yards ... Caught a pass from QB Ryan Tannehill for a successful two-point conversion attempt in the third quarter ... Caught an 18-yard pass on third-and-7, setting up a RB Damien Williams go-ahead touchdown run ... Recovered an onside kick attempt by Buffalo and returned it 2 yards with 14 seconds remaining in the fourth quarter ... Hauled in seven receptions for 91 yards (13.0 avg.) vs. **Pittsburgh (10/16)** ... Also returned one punt for 11 yards (11.0 avg.) ... Recovered an onside kick attempt by Pittsburgh with 1:02 remaining in the fourth quarter ... Recorded three receptions for 28 yards (9.3 avg.) vs. **Tennessee (10/9)** ... Rushed once for 2 yards ... Longest catch on the day was for 11 yards and a first down in the third quarter ... Also returned one punt for 12 yards ... Led the team with seven receptions for 61 yards (8.7 avg.) at **Cincinnati (9/29)** ... Caught a 24-yard pass from QB Ryan Tannehill in the fourth quarter to convert on third-and-9 ... Also served as a game captain ... Recorded seven receptions for 120 yards (17.1 avg.) and one touchdown vs. **Cleveland (9/25)** ... Also rushed twice for 16 yards (8.0 avg.) ... Returned one punt for 13 yards ... His first receiving touchdown of the season came on a 42-yard throw from QB Ryan Tannehill in the third quarter ... Posted back-to-back 100-yard receiving games for the first time in his career ... Hauled in 10 receptions for 137 yards (13.7 avg.) at **New England (9/18)** ... Eclipsed the 2,000 career receiving yard benchmark ... Became the second-fastest player in team history to reach 2,000 career receiving yards (34 games) after WR Mark Duper did so in 28 games ... Recorded seven receptions for 59 yards (8.4 avg.) at **Seattle (9/11)** ... Also returned one punt for 16 yards (16.0 avg.).

| JARVIS LANDRY'S NFL REGULAR SEASON STATISTICS | | | | | | | | | | | | | |
|---|-------|-----------|-----------|------------|--------------|-------------|------------|-----------|-----------|------------|------------|------------|----------|
| YEAR | TEAM | GP | GS | RECEIVING | | | | | RUSHING | | | | |
| | | | | NO | YDS | AVG | LG | TD | ATT | YDS | AVG | LG | TD |
| 2014 | Miami | 16 | 11 | 84 | 758 | 9.0 | 25 | 5 | 2 | -4 | -2.0 | 4 | 0 |
| 2015 | Miami | 16 | 14 | 110 | 1,157 | 10.5 | 50t | 4 | 18 | 113 | 6.3 | 22t | 1 |
| 2016 | Miami | 8 | 8 | 49 | 605 | 12.3 | 42t | 1 | 3 | 18 | 6.0 | 13 | 0 |
| NFL TOTALS | | 40 | 33 | 243 | 2,520 | 10.4 | 50t | 10 | 23 | 127 | 5.5 | 22t | 1 |

| JARVIS LANDRY'S NFL RETURN STATS | | | | | | | | | | | | | | |
|----------------------------------|-------|-----------|-----------|-----------|--------------|-------------|-----------|----------|-----------|-----------|------------|------------|------------|----------|
| YEAR | TEAM | GP | GS | KICKOFF | | | | | PUNT | | | | | |
| | | | | RET. | YDS | AVG | LG | TD | NO. | FC | YDS. | AVG. | LG | TD |
| 2014 | Miami | 16 | 11 | 34 | 954 | 28.1 | 74 | 0 | 25 | 19 | 204 | 8.2 | 32 | 0 |
| 2015 | Miami | 16 | 14 | 13 | 321 | 24.7 | 50 | 0 | 36 | 16 | 356 | 9.9 | 69t | 1 |
| 2016 | Miami | 8 | 8 | 0 | 0 | 0.0 | 0 | 0 | 7 | 8 | 78 | 11.1 | 16 | 0 |
| NFL TOTALS | | 40 | 33 | 47 | 1,275 | 27.1 | 74 | 0 | 68 | 43 | 638 | 9.4 | 69t | 1 |

| 2016 GAME-BY-GAME STATISTICS | | | | | | | | | | | | | | | |
|------------------------------|----------------|------------|-----------|------------|-------------|------------|----------|----------|-----------|------------|-----------|----------|-----|------------|--|
| DATE | OPPONENT | P/S | RECEIVING | | | | | RUSHING | | | | | W/L | SCORE | |
| | | | NO | YDS | AVG | LG | TD | ATT | YDS | AVG | LG | TD | | | |
| 9/11 | at Seattle | 1/1 | 7 | 59 | 8.4 | 28 | 0 | 0 | 0 | 0.0 | 0 | 0 | L | 10-12 | |
| 9/18 | at New England | 1/1 | 10 | 135 | 13.7 | 33 | 0 | 0 | 0 | 0.0 | 0 | 0 | L | 24-31 | |
| 9/25 | CLEVELAND | 1/1 | 7 | 120 | 17.1 | 42t | 1 | 2 | 16 | 8.0 | 13 | 0 | W | 30-24 (OT) | |
| 9/29 | at Cincinnati | 1/1 | 7 | 61 | 8.7 | 24 | 0 | 0 | 0 | 0.0 | 0 | 0 | L | 7-22 | |
| 10/9 | TENNESSEE | 1/1 | 3 | 28 | 9.3 | 11 | 0 | 1 | 2 | 2.0 | 2 | 0 | L | 17-30 | |
| 10/16 | PITTSBURGH | 1/1 | 7 | 91 | 13.0 | 39 | 0 | 0 | 0 | 0.0 | 0 | 0 | W | 30-15 | |
| 10/23 | BUFFALO | 1/1 | 5 | 78 | 15.6 | 26 | 0 | 0 | 0 | 0.0 | 0 | 0 | W | 28-25 | |
| 11/6 | N.Y. JETS | 1/1 | 3 | 33 | 11.0 | 14 | 0 | 0 | 0 | 0.0 | 0 | 0 | W | 27-23 | |
| 2016 TOTALS | | 8/8 | 49 | 605 | 12.3 | 42t | 1 | 3 | 18 | 6.0 | 13 | 0 | | | |

SINGLE-GAME HIGHS

CAREER HIGHS

Receptions: 13 at N.Y. Jets (11/29/15)
Receiving Yards: 165 at N.Y. Jets (11/29/15)
Longest Reception: 50t vs. Houston (10/25/15)
TD Receptions: 2 twice, last: vs. Houston (10/25/15)
Rushes: 5 at Buffalo (11/8/15)
Rushing Yards: 29 vs. N.Y. Jets (London, 10/4/14)
Longest Rush: 22t at Tennessee (10/18/15)

SEASON HIGHS

Receptions: 10 at New England (9/18/16)
Receiving Yards: 137 at New England (9/18/16)
Longest Reception: 42t vs. Cleveland (9/25/16)
TD Receptions: 1 vs. Cleveland (9/25/16)
Rushes: 2 vs. Cleveland (9/25/16)
Rushing Yards: 16 vs. Cleveland (9/25/16)
Longest Rush: 13 vs. Cleveland (9/25/16)





36 // CB

TONY LIPPETT

HT: 6-3 // WT: 194 // BORN: 7/2/92
 COLLEGE: MICHIGAN STATE '15 // ACQUIRED: D5D, 2015
 NFL: SECOND SEASON // DOLPHINS: SECOND SEASON

KEY TRANSACTIONS

- Originally was a fifth-round selection (156th overall) of the Dolphins in the 2015 NFL Draft

2016 - Made four tackles (three solo) vs. **N.Y. Jets (11/6)** ... Recorded four solo tackles vs. **Buffalo (10/23)** ... Started vs. **Pittsburgh (10/16)** ... Recorded three tackles (one solo) ... Started vs. **Tennessee (10/9)** ... Tallied nine tackles (eight solo) ... His nine tackles were a career high ... Earned first career start at **Cincinnati (9/29)** ... Recorded career highs with six tackles (one solo) and two passes defended ... Defended a QB Andy Dalton pass intended for WR

Brandon LaFell on third-and-10 in the first quarter ... His second pass break up came on third-and-13 in the second quarter ... Played on special teams vs. **Cleveland (9/25)** ... Appeared on special teams Weeks 1-2.

TONY LIPPETT'S NFL REGULAR SEASON STATISTICS

| YEAR | TEAM | GP | GS | TACKLES | | | | | INTERCEPTIONS | | | | | FUMBLES | | |
|-------------------|-------|-----------|----------|-----------|-----------|----------|------------|------------|---------------|----------|----------|----------|----------|----------|----------|----------|
| | | | | TOT | SOLO | ASST | SK | YDS | NO | YDS | LG | TD | PD | FF | FR | YDS |
| 2015 | Miami | 9 | 0 | 10 | 9 | 1 | 0.0 | 0.0 | 0 | 0 | 0 | 0 | 1 | 0 | 0 | 0 |
| 2016 | Miami | 8 | 5 | 25 | 17 | 8 | 0.0 | 0.0 | 0 | 0 | 0 | 0 | 2 | 0 | 0 | 0 |
| NFL TOTALS | | 17 | 5 | 35 | 26 | 9 | 0.0 | 0.0 | 0 | 0 | - | 0 | 3 | 0 | 0 | 0 |

2016 GAME-BY-GAME STATISTICS

| DATE | OPPONENT | P/S | TCK | SOLO | AST | SK | YDS | INT | YDS | PD | FF | FR |
|--------------------|----------------|------------|-----------|-----------|----------|------------|------------|----------|----------|----------|----------|----------|
| 9/11 | at Seattle | 1/0 | 0 | 0 | 0 | 0.0 | 0.0 | 0 | 0 | 0 | 0 | 0 |
| 9/18 | at New England | 1/0 | 0 | 0 | 0 | 0.0 | 0.0 | 0 | 0 | 0 | 0 | 0 |
| 9/25 | CLEVELAND | 1/0 | 0 | 0 | 0 | 0.0 | 0.0 | 0 | 0 | 0 | 0 | 0 |
| 9/29 | at Cincinnati | 1/1 | 6 | 1 | 5 | 0.0 | 0.0 | 0 | 0 | 2 | 0 | 0 |
| 10/9 | TENNESSEE | 1/1 | 9 | 8 | 1 | 0.0 | 0.0 | 0 | 0 | 0 | 0 | 0 |
| 10/16 | PITTSBURGH | 1/1 | 3 | 1 | 2 | 0.0 | 0.0 | 0 | 0 | 0 | 0 | 0 |
| 10/23 | BUFFALO | 1/1 | 4 | 4 | 0 | 0.0 | 0.0 | 0 | 0 | 0 | 0 | 0 |
| 11/6 | N.Y. JETS | 1/1 | 4 | 3 | 1 | 0.0 | 0.0 | 0 | 0 | 0 | 0 | 0 |
| 2016 TOTALS | | 8/5 | 25 | 17 | 8 | 0.0 | 0.0 | 0 | 0 | 2 | 0 | 0 |

SINGLE-GAME HIGHS

CAREER HIGHS

Tackles: 9 vs. Tennessee (10/9/16)
Sacks: -
Interceptions: -
Passes Defensed: 2 at Cincinnati (9/29/16)
Forced Fumbles: -
Fumble Recoveries: -

SEASON HIGHS

Tackles: 9 vs. Tennessee (10/9/16)
Sacks: -
Interceptions: -
Passes Defensed: 2 at Cincinnati (9/29/16)
Forced Fumbles: -
Fumble Recoveries: -





21 // CB

JORDAN LUCAS

HT: 6-0 // WT: 204 // BORN: 8/2/93
 COLLEGE: PENN STATE '16 // ACQUIRED: D6B, 2016
 NFL: ROOKIE SEASON // DOLPHINS: ROOKIE SEASON

KEY TRANSACTIONS

- Originally a sixth-round selection (204th overall) by the Dolphins in the 2016 NFL Draft

2016 - Inactive Weeks 2-3 and 9 ... Recorded two assisted special teams tackles vs. **Buffalo (10/23)** ... Played on special teams, but did not record any statistics Weeks 4-6 ... Made NFL and Dolphins debut on special teams at **Seattle (9/11)**.

JORDAN LUCAS' NFL REGULAR SEASON STATISTICS

| YEAR | TEAM | GP | GS | TACKLES | | | | | INTERCEPTIONS | | | | | FUMBLES | | | |
|------------|-------|----|----|---------|------|------|-----|-----|---------------|-----|----|----|----|---------|----|-----|---|
| | | | | TOT | SOLO | ASST | SK | YDS | NO | YDS | LG | TD | PD | FF | FR | YDS | |
| 2016 | Miami | 5 | 0 | 0 | 0 | 0 | 0.0 | 0 | 0 | 0 | 0 | 0 | 0 | 0 | 0 | 0 | 0 |
| NFL TOTALS | | 5 | 0 | 0 | 0 | 0 | 0.0 | 0 | 0 | 0 | 0 | 0 | 0 | 0 | 0 | 0 | 0 |

2016 GAME-BY-GAME STATISTICS

| DATE | OPPONENT | P/S | TCK | SOLO | AST | SK | YDS | INT | YDS | PD | FF | FR |
|-------------|----------------|-----|-----|------|-----|-----|----------|-----|-----|----|----|----|
| 9/11 | at Seattle | 1/0 | 0 | 0 | 0 | 0.0 | 0.0 | 0 | 0 | 0 | 0 | 0 |
| 9/18 | at New England | | | | | | INACTIVE | | | | | |
| 9/25 | CLEVELAND | | | | | | INACTIVE | | | | | |
| 9/29 | at Cincinnati | 1/0 | 0 | 0 | 0 | 0.0 | 0.0 | 0 | 0 | 0 | 0 | 0 |
| 10/9 | TENNESSEE | 1/0 | 0 | 0 | 0 | 0.0 | 0.0 | 0 | 0 | 0 | 0 | 0 |
| 10/16 | PITTSBURGH | 1/0 | 0 | 0 | 0 | 0.0 | 0.0 | 0 | 0 | 0 | 0 | 0 |
| 10/23 | BUFFALO | 1/0 | 0 | 0 | 0 | 0.0 | 0.0 | 0 | 0 | 0 | 0 | 0 |
| 11/6 | N.Y. JETS | | | | | | INACTIVE | | | | | |
| 2016 TOTALS | | 5/0 | 0 | 0 | 0 | 0.0 | 0.0 | 0 | 0 | 0 | 0 | 0 |

SINGLE-GAME HIGHS

CAREER HIGHS

Tackles: -

Sacks: -

Interceptions: -

Passes Defensed: -

Forced Fumbles: -

Fumble Recoveries: -

SEASON HIGHS

Tackles: -

Sacks: -

Interceptions: -

Passes Defensed: -

Forced Fumbles: -

Fumble Recoveries: -





41 // CB

**BYRON
MAXWELL**

HT: 6-1 // WT: 203 // BORN: 2/23/88
 COLLEGE: CLEMSON '11 // ACQUIRED: T, 2016 (PHI.)
 NFL: SIXTH SEASON // DOLPHINS: FIRST SEASON

- KEY TRANSACTIONS**
- Acquired by the Dolphins in a trade from Philadelphia on 3/9/16
 - Originally a sixth-round selection (173rd overall) by Seattle in the 2011 NFL Draft

vs. **Tennessee (10/9)** ... Totaled four solo tackles and one forced fumble ... Forced a TE Delanie Walker fumble in the first quarter ... Did not play at **Cincinnati (9/29)** ... Recorded seven tackles (five solo) and three passes defended in the 30-24 (OT) victory vs. **Cleveland (9/25)** ... His three passes defended tied a single-game career high ... Registered five tackles (two solo) and a forced fumble at **New England (9/18)** ... Forced a fumble from RB LaGarrette Blount in the fourth quarter with 4:45 to play, but the ball rolled out of bounds ... Made first start for the Dolphins at **Seattle (9/11)** ... Recorded four solo tackles and one pass defended ... Also served as a game captain.

| BYRON MAXWELL'S NFL REGULAR SEASON STATISTICS | | | | | | | | | | | | | | | | | |
|---|--------------|-----------|-----------|------------|------------|-----------|------------|------------|---------------|-----------|-----------|----------|-----------|----------|----------|-----------|---|
| YEAR | TEAM | GP | GS | TACKLES | | | | | INTERCEPTIONS | | | | | FUMBLES | | | |
| | | | | TOT | SOLO | ASST | SK | YDS | NO | YDS | LG | TD | PD | FF | FR | YDS | |
| 2011 | Seattle | 9 | 0 | 0 | 0 | 0 | 0.0 | 0.0 | 0 | 0 | 0 | 0 | 0 | 0 | 0 | 1 | 0 |
| 2012 | Seattle | 9 | 0 | 6 | 6 | 0 | 0.0 | 0.0 | 0 | 0 | 0 | 0 | 2 | 1 | 1 | 11 | |
| 2013 | Seattle | 16 | 5 | 25 | 22 | 3 | 0.0 | 0.0 | 4 | 6 | 6 | 0 | 12 | 1 | 1 | 11 | |
| 2014 | Seattle | 13 | 12 | 39 | 35 | 4 | 0.0 | 0.0 | 2 | 23 | 21 | 0 | 12 | 1 | 1 | 0 | |
| 2015 | Philadelphia | 14 | 14 | 64 | 53 | 11 | 0.0 | 0.0 | 2 | 22 | 22 | 0 | 10 | 2 | 1 | 2 | |
| 2016 | Miami | 7 | 7 | 31 | 23 | 8 | 0.0 | 0.0 | 0 | 0 | 0 | 0 | 8 | 2 | 0 | 0 | |
| NFL TOTALS | | 68 | 38 | 165 | 139 | 26 | 0.0 | 0.0 | 8 | 51 | 22 | 0 | 44 | 7 | 5 | 13 | |

2016 GAME-BY-GAME STATISTICS

| DATE | OPPONENT | P/S | TCK | SOLO | AST | SK | YDS | INT | YDS | PD | FF | FR |
|--------------------|----------------|------------|-----------|-----------|----------|------------|------------|--------------|----------|----------|----------|----------|
| 9/11 | at Seattle | 1/1 | 4 | 4 | 0 | 0.0 | 0.0 | 0 | 0 | 1 | 0 | 0 |
| 9/18 | at New England | 1/1 | 5 | 2 | 3 | 0.0 | 0.0 | 0 | 0 | 0 | 1 | 0 |
| 9/25 | CLEVELAND | 1/1 | 7 | 5 | 2 | 0.0 | 0.0 | 0 | 0 | 3 | 0 | 0 |
| 9/29 | at Cincinnati | | | | | | | DID NOT PLAY | | | | |
| 10/9 | TENNESSEE | 1/1 | 4 | 4 | 0 | 0.0 | 0.0 | 0 | 0 | 0 | 1 | 0 |
| 10/16 | PITTSBURGH | 1/1 | 5 | 4 | 1 | 0.0 | 0.0 | 0 | 0 | 4 | 0 | 0 |
| 10/23 | BUFFALO | 1/1 | 2 | 1 | 1 | 0.0 | 0.0 | 0 | 0 | 0 | 0 | 0 |
| 11/6 | N.Y. JETS | 1/1 | 4 | 3 | 1 | 0.0 | 0.0 | 0 | 0 | 0 | 0 | 0 |
| 2016 TOTALS | | 7/7 | 31 | 23 | 8 | 0.0 | 0.0 | 0 | 0 | 8 | 2 | 0 |

SINGLE-GAME HIGHS

CAREER HIGHS

Tackles: 9 vs. Denver (9/21/14)
Sacks: –
Interceptions: 2 at N.Y. Giants (12/15/13)
Passes Defended: 4 vs. Pittsburgh (10/16/16)
Forced Fumbles: 1 six times, last: at NE (9/18/16)
Fumble Recoveries: 1 five times, last: vs. NO (10/11/15)

SEASON HIGHS

Tackles: 7 vs. Cleveland (9/25/16)
Sacks: –
Interceptions: –
Passes Defended: 4 vs. Pittsburgh (10/16/16)
Forced Fumbles: 1 at New England (9/18/16)
Fumble Recoveries: –



28 // CB

**BOBBY
McCAIN**

HT: 5-11 // WT: 192 // BORN: 8/18/93
 COLLEGE: MEMPHIS '15 // ACQUIRED: D5A, 2015
 NFL: SECOND SEASON // DOLPHINS: SECOND SEASON

KEY TRANSACTIONS

- Originally a fifth-round selection (145th overall) of the Dolphins in the 2015 NFL Draft

teams ... Recorded four tackles (two solo), one sack and one pass defended at **Cincinnati (9/29)** ... Sacked QB Andy Dalton for a loss of 11 yards on third-and-7 in the third quarter, forcing the Bengals to punt on the next play ... This was the first sack of his career ... Also broke up a QB Andy Dalton pass intended for WR Tyler Boyd on third-and-4 in the third quarter ... Registered one solo tackle in the 30-24 (OT) victory vs. **Cleveland (9/25)** ... Totaled two solo tackles and one forced fumble at **New England (9/18)** ... Forced a fumble for WR Danny Amendola in the second quarter ... Recorded two tackles (one solo) at **Seattle (9/11)**.

| BOBBY McCAIN'S NFL REGULAR SEASON STATISTICS | | | | | | | | | | | | | | | | |
|--|-------|-----------|----------|-----------|-----------|----------|------------|-------------|---------------|----------|----------|----------|----------|----------|----------|----------|
| YEAR | TEAM | GP | GS | TACKLES | | | | | INTERCEPTIONS | | | | | FUMBLES | | |
| | | | | TOT | SOLO | ASST | SK | YDS | NO | YDS | LG | TD | PD | FF | FR | YDS |
| 2015 | Miami | 16 | 4 | 22 | 19 | 3 | 0.0 | 0.0 | 0 | 0 | 0 | 0 | 4 | 0 | 0 | 0 |
| 2016 | Miami | 8 | 3 | 18 | 14 | 4 | 1.0 | 11.0 | 1 | 0 | 0 | 0 | 2 | 1 | 0 | 0 |
| NFL TOTALS | | 24 | 7 | 40 | 33 | 7 | 1.0 | 11.0 | 1 | 0 | 0 | 0 | 6 | 1 | 0 | 0 |

| 2016 GAME-BY-GAME STATISTICS | | | | | | | | | | | | | |
|------------------------------|----------------|------------|-----------|-----------|----------|------------|-------------|----------|----------|----------|----------|----------|----------|
| DATE | OPPONENT | P/S | TCK | SOLO | AST | SK | YDS | INT | YDS | PD | FF | FR | |
| 9/11 | at Seattle | 1/0 | 2 | 1 | 1 | 0.0 | 0.0 | 0 | 0 | 0 | 0 | 0 | 0 |
| 9/18 | at New England | 1/0 | 2 | 2 | 0 | 0.0 | 0.0 | 0 | 0 | 0 | 1 | 0 | 0 |
| 9/25 | CLEVELAND | 1/0 | 1 | 1 | 0 | 0.0 | 0.0 | 0 | 0 | 0 | 0 | 0 | 0 |
| 9/29 | at Cincinnati | 1/0 | 4 | 2 | 2 | 1.0 | 11.0 | 0 | 0 | 1 | 0 | 0 | 0 |
| 10/9 | TENNESSEE | 1/0 | 3 | 3 | 0 | 0.0 | 0.0 | 0 | 0 | 0 | 0 | 0 | 0 |
| 10/16 | PITTSBURGH | 1/1 | 2 | 1 | 1 | 0.0 | 0.0 | 0 | 0 | 0 | 0 | 0 | 0 |
| 10/23 | BUFFALO | 1/1 | 1 | 1 | 0 | 0.0 | 0.0 | 0 | 0 | 0 | 0 | 0 | 0 |
| 11/6 | N.Y. JETS | 1/1 | 3 | 3 | 0 | 0.0 | 0.0 | 1 | 0 | 1 | 0 | 0 | 0 |
| 2016 TOTALS | | 8/3 | 18 | 14 | 4 | 1.0 | 11.0 | 1 | 0 | 2 | 1 | 0 | 0 |

SINGLE-GAME HIGHS


CAREER HIGHS

Tackles: 7 vs. Baltimore (12/6/15)
Sacks: 1 at Cincinnati (9/29/16)
Interceptions: 1 vs. N.Y. Jets (11/6/16)
Passes Defended: 2 vs. Houston (10/25/15)
Forced Fumbles: 1 at New England (9/18/16)
Fumble Recoveries: –

SEASON HIGHS

Tackles: 4 at Cincinnati (9/29/16)
Sacks: 1 at Cincinnati (9/29/16)
Interceptions: 1 vs. N.Y. Jets (11/6/16)
Passes Defended: 1 twice, last: vs. N.Y. Jets (11/6/16)
Forced Fumbles: 1 at New England (9/18/16)
Fumble Recoveries: –





8 // QB

MATT MOORE

HT: 6-3 // WT: 225 // BORN: 8/9/84
 COLLEGE: OREGON STATE '07 // ACQUIRED: UFA, 2011 (CAR.)
 NFL: 10TH SEASON // DOLPHINS: SIXTH SEASON

- KEY TRANSACTIONS**
- Signed by the Dolphins as an unrestricted free agent from Carolina on 7/29/11
 - Signed as an undrafted college free agent by Dallas on 5/14/07

2016 - Did not play Weeks 1-9.

MATT MOORE'S NFL REGULAR SEASON PASSING STATISTICS

| | | GP | GS | ATT | CMP | PCT | YDS | | TD | INT | LG | SK | YDS | RATE |
|-------------------|----------|-----------|-----------|------------|------------|-------------|--------------|------------|-----------|-----------|-----------|-----------|------------|-------------|
| YEAR | TEAM | | | | | | YDS | ATT | | | | | LST | |
| 2007 | Carolina | 9 | 3 | 111 | 63 | 56.8 | 730 | 6.6 | 3 | 5 | 57 | 6 | 40 | 67.0 |
| 2008 | Carolina | INACTIVE | | | | | | | | | | | | |
| 2009 | Carolina | 7 | 5 | 138 | 85 | 61.6 | 1,053 | 7.6 | 8 | 2 | 66 | 9 | 78 | 98.5 |
| 2010 | Carolina | 6 | 5 | 143 | 79 | 55.2 | 857 | 6.0 | 5 | 10 | 39 | 13 | 90 | 55.6 |
| 2011 | Miami | 13 | 12 | 347 | 210 | 60.5 | 2,497 | 7.2 | 16 | 9 | 65t | 36 | 229 | 87.1 |
| 2012 | Miami | 2 | 0 | 19 | 11 | 57.9 | 131 | 6.9 | 1 | 0 | 37 | 2 | 9 | 96.6 |
| 2013 | Miami | 1 | 0 | 6 | 2 | 33.3 | 53 | 8.8 | 0 | 2 | 50 | 0 | 0 | 27.1 |
| 2014 | Miami | 2 | 0 | 4 | 2 | 50.0 | 21 | 5.3 | 0 | 0 | 14 | 0 | 0 | 65.6 |
| 2015 | Miami | 1 | 0 | 1 | 1 | 100.0 | 14 | 14.0 | 0 | 0 | 14 | 0 | 0 | 118.8 |
| 2016 | Miami | 0 | 0 | 0 | 0 | 0.0 | 0 | 0.0 | 0 | 0 | 0 | 0 | 0 | 0.0 |
| NFL TOTALS | | 41 | 25 | 769 | 453 | 58.9 | 5,356 | 7.0 | 33 | 28 | 66 | 66 | 446 | 79.3 |

Career Regular Season Record As A Starter: (Carolina) 2-1 in 2007, 4-1 in 2009, 1-4 in 2010; (Miami) 6-6 in 2011 for total of 13-12.

MATT MOORE'S NFL REGULAR SEASON RUSHING STATISTICS

| YEAR | TEAM | NO | YDS | AVG | LG | TD |
|-------------------|----------|-----------|-----------|------------|-----------|----------|
| 2007 | Carolina | 3 | 5 | 1.7 | 5 | 0 |
| 2008 | Carolina | INACTIVE | | | | |
| 2009 | Carolina | 12 | -3 | -0.3 | 5 | 0 |
| 2010 | Carolina | 5 | 25 | 5.0 | 8 | 0 |
| 2011 | Miami | 32 | 65 | 2.0 | 16 | 2 |
| 2012 | Miami | 5 | -3 | -0.6 | 1 | 0 |
| 2013 | Miami | 0 | 0 | 0.0 | 0 | 0 |
| 2014 | Miami | 2 | -2 | -1.0 | -1 | 0 |
| 2015 | Miami | 3 | -2 | -0.7 | 0 | 0 |
| 2016 | Miami | 0 | 0 | 0.0 | 0 | 0 |
| NFL TOTALS | | 62 | 85 | 1.4 | 16 | 2 |

2016 GAME-BY-GAME STATISTICS

| DATE | OPPONENT | P/S | PASSING | | | | | | | RUSHING | | | | W/L | SCORE |
|--------------------|----------------|-----|--------------|-----|-----|-----|----|-----|----|---------|-----|-----|----|-----|-------|
| | | | ATT | CMP | YDS | PCT | TD | INT | LG | SK/YDS | ATT | YDS | LG | | |
| 9/11 | at Seattle | | DID NOT PLAY | | | | | | | | | | | | |
| 9/18 | at New England | | DID NOT PLAY | | | | | | | | | | | | |
| 9/25 | CLEVELAND | | DID NOT PLAY | | | | | | | | | | | | |
| 9/29 | at Cincinnati | | DID NOT PLAY | | | | | | | | | | | | |
| 10/9 | TENNESSEE | | DID NOT PLAY | | | | | | | | | | | | |
| 10/16 | PITTSBURGH | | DID NOT PLAY | | | | | | | | | | | | |
| 10/23 | BUFFALO | | DID NOT PLAY | | | | | | | | | | | | |
| 11/6 | N.Y. JETS | | DID NOT PLAY | | | | | | | | | | | | |
| 11/13 | at San Diego | | DID NOT PLAY | | | | | | | | | | | | |
| 2016 TOTALS | | | | | | | | | | | | | | | |



SINGLE-GAME HIGHS

| | CAREER HIGHS | | SEASON HIGHS |
|--------------------------------|--------------|---------------------------------------|--------------|
| Pass Attempts: | 41 | vs. San Francisco (10/24/10) | – |
| Pass Completions: | 28 | vs. San Francisco (10/24/10) | – |
| Yards Passing: | 308 | vs. San Francisco (10/24/10) | – |
| TD Passes: | 3 | five times, last: at NE (12/24/11) | – |
| Longest Pass: | 66 | vs. Tampa Bay (12/6/09) | – |
| Completion Pct. (Min. 10 att.) | 75.0 | at N.Y. Giants (12/27/09) | – |
| Passer Rating: | 147.5 | at Kansas City (11/6/11) | – |
| Rush Attempts: | 5 | three times, last: vs. Oak. (12/4/11) | – |
| Rushing Yards: | 31 | at N.Y. Giants (10/30/11) | – |
| Long Run: | 16 | at N.Y. Giants (10/30/11) | – |
| Rushing TDs: | 1 | twice, last: vs. Oakland (12/4/11) | – |





96 // DT

**LEON
ORR**

HT: 6-5 // WT: 320 // BORN: 2/11/92
 COLLEGE: FLORIDA '14 // ACQUIRED: FA, 2016
 NFL: FIRST SEASON // DOLPHINS: FIRST SEASON

- KEY TRANSACTIONS**
- Activated from the Dolphins practice squad on 10/12/16
 - Signed to the Dolphins' practice squad on 9/20/16
 - Originally signed as an undrafted college free agent by Oakland on 5/8/15

2016 - Played, but did not record any statistics Weeks 6-9 ... Made his Dolphins debut vs. **Pittsburgh (10/16)**.

LEON ORR'S NFL REGULAR SEASON STATISTICS

| YEAR | TEAM | GP | GS | TACKLES | | | | | INTERCEPTIONS | | | | | FUMBLES | | | |
|------------|---------|----|----|---------|------|------|-----|-----|---------------|-----|----|----|----|---------|----|-----|---|
| | | | | TOT | SOLO | ASST | SK | YDS | NO | YDS | LG | TD | PD | FF | FR | YDS | |
| 2015 | Oakland | 3 | 0 | 2 | 1 | 1 | 0.0 | 0.0 | 0 | 0 | 0 | 0 | 0 | 0 | 0 | 0 | 0 |
| 2016 | Miami | 3 | 0 | 0 | 0 | 0 | 0.0 | 0.0 | 0 | 0 | 0 | 0 | 0 | 0 | 0 | 0 | 0 |
| NFL TOTALS | | 6 | 0 | 2 | 1 | 1 | 0.0 | 0.0 | 0 | 0 | 0 | 0 | 0 | 0 | 0 | 0 | 0 |

2016 GAME-BY-GAME STATISTICS

| DATE | OPPONENT | P/S | TCK | SOLO | AST | SK | YDS | INT | YDS | PD | FF | FR |
|-------------|----------------|-----|-----|------|-----|-----|-----|-----|-----|----|----|----|
| 9/11 | at Seattle | | | | | | | | | | | |
| 9/18 | at New England | | | | | | | | | | | |
| 9/25 | CLEVELAND | | | | | | | | | | | |
| 9/29 | at Cincinnati | | | | | | | | | | | |
| 10/9 | TENNESSEE | | | | | | | | | | | |
| 10/16 | PITTSBURGH | 1/0 | 0 | 0 | 0 | 0.0 | 0.0 | 0 | 0 | 0 | 0 | 0 |
| 10/23 | BUFFALO | 1/0 | 0 | 0 | 0 | 0.0 | 0.0 | 0 | 0 | 0 | 0 | 0 |
| 11/6 | N.Y. JETS | 1/0 | 0 | 0 | 0 | 0.0 | 0.0 | 0 | 0 | 0 | 0 | 0 |
| 2016 TOTALS | | 3/0 | 0 | 0 | 0 | 0.0 | 0.0 | 0 | 0 | 0 | 0 | 0 |

SINGLE-GAME HIGHS

| | CAREER HIGHS |
|---------------------------|---|
| Tackles: | 1 twice, last: vs. San Diego (12/24/15) |
| Sacks: | – |
| Interceptions: | – |
| Passes Defensed: | 1 vs. San Diego (12/24/16) |
| Forced Fumbles: | – |
| Fumble Recoveries: | – |

| | SEASON HIGHS |
|---------------------------|--------------|
| Tackles: | – |
| Sacks: | – |
| Interceptions: | – |
| Passes Defensed: | – |
| Forced Fumbles: | – |
| Fumble Recoveries: | – |



11 // WR

DeVANTE PARKER

HT: 6-3 // WT: 212 // BORN: 1/20/93
 COLLEGE: LOUISVILLE '15 // ACQUIRED: D1, 2015
 NFL: SECOND SEASON // DOLPHINS: SECOND SEASON

KEY TRANSACTIONS

- Originally a first-round draft selection (14th overall) of the Dolphins in the 2015 NFL Draft

... Caught two passes for 70 yards (35.0 avg.) vs. **Tennessee (10/9)** ... Hauled in a 50-yard reception from QB Ryan Tannehill in the third quarter ... Recorded two receptions for 20 yards (10.0 avg.) at **Cincinnati (9/29)** ... His longest catch on the day was a 15-yard pass from QB Ryan Tannehill for a first down in the fourth quarter ... Registered three catches for 51 yards (17.0 avg.) and one touchdown vs. **Cleveland (9/25)** ... Hauled in a 26-yard touchdown reception from QB Ryan Tannehill in the first quarter... Made his 2016 debut for the Dolphins at **New England (9/18)** ... Recorded a career-high eight receptions and matched his career high with 106 yards (13.3 avg.) ... Hauled in a 28-yard catch in the third quarter ... Marked his second-consecutive 100-yard receiving game dating back to 2015 ... All eight receptions came in the second half ... Inactive due to injury at **Seattle (9/11)**.

| DeVANTE PARKER'S NFL REGULAR SEASON STATISTICS | | | | | | | | | | | | | |
|--|-------|-----------|----------|-----------|------------|-------------|-----------|----------|----------|----------|------------|----------|----------|
| YEAR | TEAM | GP | GS | RECEIVING | | | | | RUSHING | | | | |
| | | | | NO | YDS | AVG | LG | TD | ATT | YDS | AVG | LG | TD |
| 2015 | Miami | 14 | 4 | 26 | 494 | 19.0 | 49 | 3 | 0 | 0 | 0.0 | 0 | 0 |
| 2016 | Miami | 7 | 3 | 25 | 303 | 12.1 | 50 | 1 | 0 | 0 | 0.0 | 0 | 0 |
| NFL TOTALS | | 21 | 7 | 51 | 797 | 15.6 | 50 | 4 | 0 | 0 | 0.0 | 0 | 0 |

2016 GAME-BY-GAME STATISTICS

| DATE | OPPONENT | P/S | RECEIVING | | | | | RUSHING | | | | | W/L | SCORE | |
|--------------------|----------------|------------|-----------|------------|-------------|-----------|----------|----------|----------|------------|----------|----------|-----|------------|--|
| | | | NO | YDS | AVG | LG | TD | ATT | YDS | AVG | LG | TD | | | |
| 9/11 | at Seattle | | INACTIVE | | | | | | | | | | | | |
| 9/18 | at New England | 1/1 | 8 | 106 | 13.3 | 28 | 0 | 0 | 0 | 0.0 | 0 | 0 | L | 24-31 | |
| 9/25 | CLEVELAND | 1/1 | 3 | 51 | 17.0 | 26t | 1 | 0 | 0 | 0.0 | 0 | 0 | W | 30-24 (OT) | |
| 9/29 | at Cincinnati | 1/1 | 2 | 20 | 10.0 | 15 | 0 | 0 | 0 | 0.0 | 0 | 0 | L | 7-22 | |
| 10/9 | TENNESSEE | 1/0 | 2 | 70 | 35.0 | 50 | 0 | 0 | 0 | 0.0 | 0 | 0 | L | 17-30 | |
| 10/16 | PITTSBURGH | 1/0 | 5 | 28 | 5.6 | 11 | 0 | 0 | 0 | 0.0 | 0 | 0 | W | 30-15 | |
| 10/23 | BUFFALO | 1/0 | 3 | 20 | 6.7 | 9 | 0 | 0 | 0 | 0.0 | 0 | 0 | W | 28-25 | |
| 11/6 | N.Y. JETS | 1/0 | 2 | 8 | 4.0 | 4 | 0 | 0 | 0 | 0.0 | 0 | 0 | W | 27-23 | |
| 2016 TOTALS | | 7/3 | 25 | 303 | 12.1 | 50 | 1 | 0 | 0 | 0.0 | 0 | 0 | | | |


SINGLE-GAME HIGHS

CAREER HIGHS

Receptions: 8 at New England (9/18/16)
Receiving Yards: 106 twice, last: at New England (9/18/16)
Longest Reception: 50 vs. Tennessee (10/9/16)
TD Receptions: 1 three times, last: vs. NE (1/3/16)
Rushes: -
Rushing Yards: -
Longest Rush: -

SEASON HIGHS

Receptions: 8 at New England (9/18/16)
Receiving Yards: 106 at New England (9/18/16)
Longest Reception: 50 vs. Tennessee (10/9/16)
TD Receptions: 1 vs. Cleveland (9/25/16)
Rushes: -
Rushing Yards: -
Longest Rush: -



42 // LB

SPENCER
PAYSINGER

HT: 6-2 // WT: 249 // BORN: 6/28/88
COLLEGE: OREGON '11 // ACQUIRED: UFA, 2015 (NYG)
NFL: SIXTH SEASON // DOLPHINS: SECOND SEASON

KEY TRANSACTIONS

- Signed by the Dolphins as an unrestricted free agent on 4/2/15
- Originally signed as an undrafted college free agent by N.Y. Giants on 7/28/11

2016 - Led the team with five solo tackles and one fumble recovery in the 27-23 win vs. **N.Y. Jets (11/6)** ... Played, but did not record any statistics vs. **Buffalo (10/23)** ... Registered two solo tackles vs. **Pittsburgh (10/16)** ... Recorded two solo tackles vs. **Tennessee (10/9)** ... Talled two tackles (one solo) and one pass defensed at **Cincinnati (9/29)** ... Broke up a QB Andy Dalton pass intended for RB Giovani Bernard in the first quarter ... Inactive due to injury vs. **Cleveland**

(9/25) ... Recorded one assisted special teams tackle at **New England (9/18)** ... Recorded one special teams tackle at **Seattle (9/11)**.

SPENCER PAYSINGER'S NFL REGULAR SEASON STATISTICS

| YEAR | TEAM | GP | GS | TACKLES | | | | | INTERCEPTIONS | | | | | FUMBLES | | |
|-------------------|-------------|-----------|-----------|------------|-----------|-----------|------------|------------|---------------|----------|----------|----------|----------|----------|----------|----------|
| | | | | TOT | SOLO | ASST | SK | YDS | NO | YDS | LG | TD | PD | FF | FR | YDS |
| 2011 | N.Y. Giants | 15 | 0 | 5 | 5 | 0 | 0.0 | 0.0 | 0 | 0 | 0 | 0 | 0 | 0 | 1 | 0 |
| 2012 | N.Y. Giants | 16 | 3 | 19 | 11 | 8 | 0.0 | 0.0 | 0 | 0 | 0 | 0 | 0 | 1 | 1 | 0 |
| 2013 | N.Y. Giants | 16 | 10 | 66 | 58 | 8 | 1.0 | 0.0 | 0 | 0 | 0 | 0 | 1 | 0 | 1 | 0 |
| 2014 | N.Y. Giants | 15 | 1 | 5 | 4 | 1 | 0.0 | 0.0 | 0 | 0 | 0 | 0 | 0 | 0 | 0 | 0 |
| 2015 | Miami | 14 | 0 | 10 | 8 | 2 | 0.0 | 0.0 | 0 | 0 | 0 | 0 | 0 | 0 | 0 | 0 |
| 2016 | Miami | 7 | 0 | 11 | 10 | 1 | 0.0 | 0.0 | 0 | 0 | 0 | 0 | 1 | 0 | 1 | 0 |
| NFL TOTALS | | 83 | 14 | 116 | 96 | 20 | 1.0 | 0.0 | 0 | 0 | 0 | 0 | 2 | 1 | 4 | 0 |

2016 GAME-BY-GAME STATISTICS

| DATE | OPPONENT | P/S | TCK | SOLO | AST | SK | YDS | INT | YDS | PD | FF | FR |
|--------------------|----------------|------------|-----------|-----------|----------|------------|------------|----------|----------|----------|----------|----------|
| 9/11 | at Seattle | 1/0 | 0 | 0 | 0 | 0.0 | 0.0 | 0 | 0 | 0 | 0 | 0 |
| 9/18 | at New England | 1/0 | 0 | 0 | 0 | 0.0 | 0.0 | 0 | 0 | 0 | 0 | 0 |
| 9/25 | CLEVELAND | | | | | | INACTIVE | | | | | |
| 9/29 | at Cincinnati | 1/0 | 2 | 1 | 1 | 0.0 | 0.0 | 0 | 0 | 1 | 0 | 0 |
| 10/9 | TENNESSEE | 1/0 | 2 | 2 | 0 | 0.0 | 0.0 | 0 | 0 | 0 | 0 | 0 |
| 10/16 | PITTSBURGH | 1/0 | 2 | 2 | 0 | 0.0 | 0.0 | 0 | 0 | 0 | 0 | 0 |
| 10/23 | BUFFALO | 1/0 | 0 | 0 | 0 | 0.0 | 0.0 | 0 | 0 | 0 | 0 | 0 |
| 11/6 | N.Y. JETS | 1/0 | 5 | 5 | 0 | 0.0 | 0.0 | 0 | 0 | 0 | 0 | 1 |
| 2016 TOTALS | | 7/0 | 11 | 10 | 1 | 0.0 | 0.0 | 0 | 0 | 1 | 0 | 1 |

SINGLE-GAME HIGHS

CAREER HIGHS

Tackles: 9 vs. Philadelphia (10/6/13)
Sacks: 1 at Kansas City (9/29/13)
Interceptions: -
Passes Defensed: 1 twice, last: at Cincinnati (9/29/16)
Forced Fumbles: 1 at Carolina (9/20/12)
Fumble Recoveries: 1 four times, last: vs. N.Y. Jets (11/6/16)

SEASON HIGHS

Tackles: 5 vs. N.Y. Jets (11/6/16)
Sacks: -
Interceptions: -
Passes Defensed: 1 at Cincinnati (9/29/16)
Forced Fumbles: -
Fumble Recoveries: 1 vs. N.Y. Jets (11/6/16)



97 // DT

JORDAN
PHILLIPS

HT: 6-6 // WT: 335 // BORN: 10/15/92
COLLEGE: OKLAHOMA '15 // ACQUIRED: D2, 2015
NFL: SECOND SEASON // DOLPHINS: SECOND SEASON

KEY TRANSACTIONS

- Originally a second-round selection (52nd overall) of the Dolphins in the 2015 NFL Draft

2016 - Recorded one solo tackle, one interception and one pass defended vs. **N.Y. Jets (11/6)** ... Intercepted a QB Ryan Fitzpatrick pass intended for TE Austin Seferian-Jenkins and returned it for 17 yards in the third quarter ... Made one assisted tackle vs. **Buffalo (10/23)** ... Played vs. **Pittsburgh (10/16)**, but did not record any statistics ... Totaled two tackles (one solo) vs. **Tennessee (10/9)** ... Registered two solo tackles and one tackle for loss at **Cincinnati (9/29)** ... Started vs. **Cleveland (9/25)**, but did not record any statistics ... Totaled two assisted tackles at **New England (9/18)** ... Recorded four assisted tackles, 0.5 sacks and one QBH in the season opener at **Seattle (9/11)** ... Pushed Seattle's left guard into QB Russell Wilson, causing a fumble recovered by the Dolphins.

JORDAN PHILLIPS' NFL REGULAR SEASON STATISTICS

| YEAR | TEAM | GP | GS | TACKLES | | | | | INTERCEPTIONS | | | | | FUMBLES | | |
|-------------------|-------|-----------|-----------|-----------|-----------|-----------|------------|-------------|---------------|-----------|-----------|----------|----------|----------|----------|----------|
| | | | | TOT | SOLO | ASST | SK | YDS | NO | YDS | LG | TD | PD | FF | FR | YDS |
| 2015 | Miami | 15 | 4 | 19 | 14 | 5 | 2.0 | 14.0 | 0 | 0 | 0 | 0 | 4 | 0 | 0 | 0 |
| 2016 | Miami | 8 | 8 | 12 | 4 | 8 | 0.5 | 0.0 | 1 | 17 | 17 | 0 | 1 | 0 | 0 | 0 |
| NFL TOTALS | | 23 | 12 | 31 | 18 | 13 | 2.5 | 14.0 | 1 | 17 | 17 | 0 | 5 | 0 | 0 | 0 |

2016 GAME-BY-GAME STATISTICS

| DATE | OPPONENT | P/S | TCK | SOLO | AST | SK | YDS | INT | YDS | PD | FF | FR |
|--------------------|----------------|------------|-----------|----------|----------|------------|------------|----------|-----------|----------|----------|----------|
| 9/11 | at Seattle | 1/1 | 4 | 0 | 4 | 0.5 | 0.0 | 0 | 0 | 0 | 0 | 0 |
| 9/18 | at New England | 1/1 | 2 | 0 | 2 | 0.0 | 0.0 | 0 | 0 | 0 | 0 | 0 |
| 9/25 | CLEVELAND | 1/1 | 0 | 0 | 0 | 0.0 | 0.0 | 0 | 0 | 0 | 0 | 0 |
| 9/29 | at Cincinnati | 1/1 | 2 | 2 | 0 | 0.0 | 0.0 | 0 | 0 | 0 | 0 | 0 |
| 10/9 | TENNESSEE | 1/1 | 2 | 1 | 1 | 0.0 | 0.0 | 0 | 0 | 0 | 0 | 0 |
| 10/16 | PITTSBURGH | 1/1 | 0 | 0 | 0 | 0.0 | 0.0 | 0 | 0 | 0 | 0 | 0 |
| 10/23 | BUFFALO | 1/1 | 1 | 0 | 1 | 0.0 | 0.0 | 0 | 0 | 0 | 0 | 0 |
| 11/6 | N.Y. JETS | 1/1 | 1 | 1 | 0 | 0.0 | 0.0 | 1 | 17 | 1 | 0 | 0 |
| 2016 TOTALS | | 8/8 | 12 | 4 | 8 | 0.5 | 0.0 | 1 | 17 | 1 | 0 | 0 |

SINGLE-GAME HIGHS

CAREER HIGHS
Tackles: 4 twice, last: at Seattle (9/11/16)
Sacks: 1 twice, last: at Buffalo (11/8/15)
Interceptions: 1 vs. N.Y. Jets (11/6/16)
Passes Defended: 2 vs. Dallas (11/22/15)
Forced Fumbles: -
Fumble Recoveries: -

SEASON HIGHS
Tackles: 4 at Seattle (9/11/16)
Sacks: 0.5 at Seattle (9/11/16)
Interceptions: 1 vs. N.Y. Jets (11/6/16)
Passes Defended: 1 vs. N.Y. Jets (11/6/16)
Forced Fumbles: -
Fumble Recoveries: -





40 // CB

**LAFAYETTE
PITTS**

HT: 5-11 // WT: 196 // BORN: 9/24/92
 COLLEGE: PITTSBURGH '16 // ACQUIRED: FA, 2016
 NFL: ROOKIE SEASON // DOLPHINS: ROOKIE SEASON

KEY TRANSACTIONS

- Signed by the Dolphins as an undrafted college free agent on 5/6/16

2016 - Activated to the 53-man roster on 11/7 ... Spent Weeks 1-9 on the Dolphins' practice squad.

| LAFAYETTE PITTS' NFL REGULAR SEASON STATISTICS | | | | | | | | | | | | | | | | | |
|--|-------|----|----|---------|------|------|----|-----|---------------|-----|----|----|----|---------|----|-----|--|
| YEAR | TEAM | GP | GS | TACKLES | | | | | INTERCEPTIONS | | | | | FUMBLES | | | |
| | | | | TOT | SOLO | ASST | SK | YDS | NO | YDS | LG | TD | PD | FF | FR | YDS | |
| 2016 | Miami | | | | | | | | | | | | | | | | |
| NFL TOTALS | | | | | | | | | | | | | | | | | |

| 2016 GAME-BY-GAME STATISTICS | | | | | | | | | | | | | |
|------------------------------|----------------|-----|-----|------|-----|----|-----|-----|-----|----|----|----|----------------|
| DATE | OPPONENT | P/S | TCK | SOLO | AST | SK | YDS | INT | YDS | PD | FF | FR | |
| 9/11 | at Seattle | | | | | | | | | | | | PRACTICE SQAUD |
| 9/18 | at New England | | | | | | | | | | | | PRACTICE SQAUD |
| 9/25 | CLEVELAND | | | | | | | | | | | | PRACTICE SQAUD |
| 9/29 | at Cincinnati | | | | | | | | | | | | PRACTICE SQAUD |
| 10/9 | TENNESSEE | | | | | | | | | | | | PRACTICE SQAUD |
| 10/16 | PITTSBURGH | | | | | | | | | | | | PRACTICE SQAUD |
| 10/23 | BUFFALO | | | | | | | | | | | | PRACTICE SQAUD |
| 11/6 | N.Y. JETS | | | | | | | | | | | | PRACTICE SQAUD |
| 2016 TOTALS | | | | | | | | | | | | | |

SINGLE-GAME HIGHS

CAREER HIGHS

Tackles: -

Sacks: -

Interceptions: -

Passes Defensed: -

Forced Fumbles: -

Fumble Recoveries: -

SEASON HIGHS

Tackles: -

Sacks: -

Interceptions: -

Passes Defensed: -

Forced Fumbles: -

Fumble Recoveries: -




51 // C

**MIKE
POUNCEY**

HT: 6-5 // WT: 299 // BORN: 7/24/89
 COLLEGE: FLORIDA '11 // ACQUIRED: D1, 2011
 NFL: SIXTH SEASON // DOLPHINS: SIXTH SEASON

KEY TRANSACTIONS

- Originally a first-round draft selection (15th overall) of the Dolphins in the 2011 NFL Draft


pct.) for 204 yards and one touchdown ... Tannehill also posted a 99.4 QB rating on the day ... Blocked for RB Jay Ajayi who rushed for a career-high 214 yards, the third most in a single game in franchise history ... Started vs. **Pittsburgh (10/16)** ... Protected QB Ryan Tannehill who completed 24-of-32 throws (75.0 pct.), earning a 97.4 QB rating ... Part of an o-line that did not allow a sack on the day ... Also blocked for RB Jay Ajayi who rushed for 204 yards, the fourth-most in a single game in team history ... Marked his first football game at any level against twin brother C Maurkice Pouncey ... Made his first start of the season vs. **Tennessee (10/9)** ... Helped QB Ryan Tannehill complete 12-of-18 passes (66.7 pct.) for 191 yards ... Blocked for RB Jay Ajayi who rushed for a career-high 13 attempts and 42 yards ... Inactive due to injury at **Cincinnati (9/29)** ... Inactive due to injury vs. **Cleveland (9/25)** ... Inactive due to injury at **New England (9/18)** ... Inactive due to injury at **Seattle (9/11)** ... Elected as a season-long team captain by his teammates.

2016 - Started in the 27-23 victory vs. **N.Y. Jets (11/6)** ... Protected QB Ryan Tannehill who completed 17-of-28 (60.7 pct.) passes for 149 yards and one touchdown ... Also blocked for RB Jay Ajayi who carried the ball 24 times for 111 yards (4.6 avg.) and one touchdown ... This was the third consecutive game Ajayi topped the 100-yard rushing mark ... Started in the 28-25 win vs. **Buffalo (10/23)** ... Protected QB Ryan Tannehill who completed 15-of-25 passes (60

MIKE POUNCEY'S NFL REGULAR SEASON STATISTICS

GAMES/STARTS: 2011: 16/16, 2012: 16/16, 2013: 14/14, 2014: 12/12, 2015: 14/14, 2016: 4/4 **NFL TOTALS: 76/76**





30 // S

**BACARRI
RAMBO**

HT: 6-0 // WT: 211 // BORN: 6/27/90
COLLEGE: GEORGIA '13 // ACQUIRED: FA, 2016
NFL: FOURTH SEASON // DOLPHINS: FIRST SEASON

KEY TRANSACTIONS

- Signed by the Dolphins as a free agent on 10/25/16
- Originally a sixth-round selection (191st overall) of Washington in the 2013 NFL Draft

2016 - Made Dolphins debut vs. **N.Y. Jets (11/6)** ... Recorded one solo tackle ... Signed by the Dolphins as a free agent on 10/25 ... Not on an NFL roster Weeks 1-7.

BACARRI RAMBO'S NFL REGULAR SEASON STATISTICS

| YEAR | TEAM | GP | GS | TACKLES | | | | | INTERCEPTIONS | | | | | FUMBLES | | | |
|------------|------------|----|----|---------|------|------|-----|------|---------------|-----|----|----|----|---------|----|-----|---|
| | | | | TOT | SOLO | ASST | SK | YDS | NO | YDS | LG | TD | PD | FF | FR | YDS | |
| 2013 | Washington | 11 | 3 | 38 | 29 | 9 | 1.0 | 4.0 | 0 | 0 | 0 | 0 | 0 | 0 | 0 | 0 | 0 |
| 2014 | Washington | 2 | 0 | 2 | 1 | 1 | 0.0 | 0.0 | 0 | 0 | 0 | 0 | 0 | 0 | 0 | 0 | 0 |
| | Buffalo | 4 | 0 | 2 | 1 | 1 | 0.0 | 0.0 | 2 | 44 | 28 | 0 | 2 | 0 | 0 | 0 | 0 |
| 2015 | Buffalo | 15 | 8 | 58 | 44 | 14 | 1.0 | 8.0 | 1 | 0 | 0 | 0 | 6 | 2 | 1 | 0 | 0 |
| 2016 | Miami | 1 | 0 | 1 | 1 | 0 | 0.0 | 0.0 | 0 | 0 | 0 | 0 | 0 | 0 | 0 | 0 | 0 |
| NFL TOTALS | | 33 | 11 | 101 | 76 | 25 | 2.0 | 12.0 | 3 | 44 | 28 | 0 | 8 | 2 | 1 | 0 | 0 |

2016 GAME-BY-GAME STATISTICS


| DATE | OPPONENT | P/S | TCK | SOLO | AST | SK | YDS | INT | YDS | PD | FF | FR |
|-------------|----------------|-----|-----|------|-----|-----|-----|-----|-----|----|----|----|
| 9/11 | at Seattle | | | | | | | | | | | |
| 9/18 | at New England | | | | | | | | | | | |
| 9/25 | CLEVELAND | | | | | | | | | | | |
| 9/29 | at Cincinnati | | | | | | | | | | | |
| 10/9 | TENNESSEE | | | | | | | | | | | |
| 10/16 | PITTSBURGH | | | | | | | | | | | |
| 10/23 | BUFFALO | | | | | | | | | | | |
| 11/6 | N.Y. JETS | 1/0 | 1 | 1 | 0 | 0.0 | 0.0 | 0 | 0 | 0 | 0 | 0 |
| 2016 TOTALS | | 1/0 | 1 | 1 | 0 | 0.0 | 0.0 | 0 | 0 | 0 | 0 | 0 |

SINGLE-GAME HIGHS

| CAREER HIGHS | |
|---------------------------|--------------------------------------|
| Tackles: | 10 vs. Philadelphia (9/9/13) |
| Sacks: | 1 twice, last: vs. Houston (12/6/15) |
| Interceptions: | 2 vs. Green Bay (12/14/14) |
| Passes Defensed: | 3 vs. Houston (12/6/15) |
| Forced Fumbles: | 2 at N.Y. Jets (11/12/15) |
| Fumble Recoveries: | 1 at N.Y. Jets (11/12/15) |

| SEASON HIGHS | |
|---------------------------|---------------------------|
| Tackles: | 1 vs. N.Y. Jets (11/6/16) |
| Sacks: | – |
| Interceptions: | – |
| Passes Defensed: | – |
| Forced Fumbles: | – |
| Fumble Recoveries: | – |





80 // TE

DION SIMS

HT: 6-4 // WT: 271 // BORN: 2/18/91
COLLEGE: MICHIGAN STATE '13 // ACQUIRED: D4B, 2013
NFL: FOURTH SEASON // DOLPHINS: FOURTH SEASON

KEY TRANSACTIONS

- Originally a fourth-round selection (106th overall) of the Dolphins in the 2013 NFL Draft

2016 - Inactive due to injury Weeks 7-9 ... Started vs. **Pittsburgh (10/16)** ... Caught one pass for 12 yards (12.0 avg.) ... Left the game due to injury in the third quarter ... Recorded one catch for 6 yards vs. **Tennessee (10/9)** ... Started at **Cincinnati (9/29)** ... Recorded one reception for 9 yards ... Talled four receptions for 45 yards (11.5 avg.) vs. **Cleveland (9/25)** ... Longest catch on the day was an 18-yard pass from QB Ryan Tannehill ... Recorded one catch for 21 yards at **New England (9/18)** ... Played, but did not record any statistics at **Seattle (9/11)**.

DION SIMS' NFL REGULAR SEASON STATISTICS

| YEAR | TEAM | GP | GS | RECEIVING | | | | | RUSHING | | | | |
|------------|-------|----|----|-----------|-----|------|----|----|---------|-----|-----|----|----|
| | | | | NO | YDS | AVG | LG | TD | ATT | YDS | AVG | LG | TD |
| 2013 | Miami | 15 | 5 | 6 | 32 | 5.3 | 8 | 1 | 0 | 0 | 0.0 | 0 | 0 |
| 2012 | Miami | 14 | 2 | 24 | 284 | 11.8 | 38 | 2 | 0 | 0 | 0.0 | 0 | 0 |
| 2015 | Miami | 13 | 4 | 18 | 127 | 7.1 | 22 | 1 | 0 | 0 | 0.0 | 0 | 0 |
| 2016 | Miami | 6 | 3 | 8 | 94 | 11.8 | 21 | 0 | 0 | 0 | 0.0 | 0 | 0 |
| NFL TOTALS | | 48 | 14 | 56 | 537 | 9.6 | 38 | 4 | 0 | 0 | 0.0 | 0 | 0 |

2016 GAME-BY-GAME STATISTICS

| DATE | OPPONENT | P/S | RECEIVING | | | | | RUSHING | | | | | W/L | SCORE | |
|-------------|----------------|-----|-----------|-----|----------|----|----|---------|-----|-----|-----|----|-----|-------|------------|
| | | | NO | YDS | AVG | LG | TD | ATT | YDS | AVG | LG | TD | | | |
| 9/11 | at Seattle | 1/0 | 0 | 0 | 0.0 | 0 | 0 | 0 | 0 | 0 | 0.0 | 0 | 0 | L | 10-12 |
| 9/18 | at New England | 1/0 | 1 | 21 | 21.0 | 21 | 0 | 0 | 0 | 0.0 | 0 | 0 | 0 | L | 24-31 |
| 9/25 | CLEVELAND | 1/0 | 4 | 46 | 11.5 | 18 | 0 | 0 | 0 | 0.0 | 0 | 0 | 0 | W | 30-24 (OT) |
| 9/29 | at Cincinnati | 1/1 | 1 | 9 | 9.0 | 9 | 0 | 0 | 0 | 0.0 | 0 | 0 | 0 | L | 7-22 |
| 10/9 | TENNESSEE | 1/1 | 1 | 6 | 6.0 | 6 | 0 | 0 | 0 | 0.0 | 0 | 0 | 0 | L | 17-30 |
| 10/16 | PITTSBURGH | 1/1 | 1 | 12 | 12.0 | 12 | 0 | 0 | 0 | 0.0 | 0 | 0 | 0 | W | 30-15 |
| 10/23 | BUFFALO | | | | INACTIVE | | | | | | | | | | |
| 11/6 | N.Y. JETS | | | | INACTIVE | | | | | | | | | | |
| 2016 TOTALS | | 6/3 | 8 | 94 | 11.8 | 21 | 0 | 0 | 0 | 0 | 0.0 | 0 | 0 | | |

SINGLE-GAME HIGHS

CAREER HIGHS

Receptions: 4 four times, last: vs. Cle. (9/25/16)
Receiving Yards: 58 at N.Y. Jets (12/1/14)
Longest Reception: 38 at Jacksonville (10/26/14)
TD Receptions: 1 four times, last: at Tenn. (10/18/15)

SEASON HIGHS

Receptions: 4 vs. Cleveland (9/25/16)
Receiving Yards: 46 vs. Cleveland (9/25/16)
Longest Reception: 21 at New England (9/18/16)
TD Receptions: -



65 // C/G

ANTHONY STEEN

HT: 6-3 // WT: 313 // BORN: 5/9/90
COLLEGE: ALABAMA '14 // ACQUIRED: FA, 2016
NFL: FIRST SEASON // DOLPHINS: FIRST SEASON

KEY TRANSACTIONS

- Signed by the Dolphins as a free agent on 1/5/16
- Originally signed as an undrafted college free agent by Arizona on 5/12/14

2016 - Appeared on special teams, but did not record any statistics Weeks 7-9 ... Played vs. **Pittsburgh (10/16)** ... Entered the game at left guard for three plays in place of an injured G/T Laremy Tunsil ... Saw action on special teams, but did not record any statistics vs. **Tennessee (10/9)** ... Inactive due to injury at **Cincinnati (9/29)** ... Started vs. **Cleveland (9/25)** ... Protected QB Ryan Tannehill who completed 25-of-39 passes (64.1 pct.) for 319 yards and three

touchdowns ... Also blocked for a Dolphins run game that rushed for 115 yards and one touchdown on 25 attempts (4.6 avg.) ... Left the game due to injury in the fourth quarter ... Started at **New England (9/18)** ... Helped QB Ryan Tannehill compete 32-of-45 passes for 389 yards and two touchdowns ... O-line did not allow a sack in the game... Also blocked for the Dolphins run game, which totaled 16 attempts for 70 yards (4.4 avg.) and one touchdown ... Appeared in first NFL game and started at **Seattle (9/11)** ... Protected QB Ryan Tannehill who completed 16-of-29 for 186 yards and a 74.8 QB rating.

ANTHONY STEEN'S NFL REGULAR SEASON STATISTICS

GAMES/STARTS: 2016: 7/3

NFL TOTALS: 7/3



10 // WR

KENNY STILLS

HT: 6-0 // WT: 195 // BORN: 4/22/92
COLLEGE: OKLAHOMA '13 // ACQUIRED: T, 2015 (NO)
NFL: FOURTH SEASON // DOLPHINS: SECOND SEASON

KEY TRANSACTIONS

- Acquired by the Dolphins in a trade (NO) on 3/13/15
- Originally a fifth-round selection (144th overall) of New Orleans in the 2013 NFL Draft

quarter to put Miami up 28-17 ... Caught two passes for 12 yards (6.0 avg.) vs. **Pittsburgh (10/16)** ... Played, but did not record any statistics vs. **Tennessee (10/9)** ... Registered one catch for a 74-yard touchdown at **Cincinnati (9/29)** ... His 74-yard touchdown reception came on the second play of the game for the Dolphins offense ... This is his longest reception as a member of the Dolphins and ranks No. 2 in his career ... Recorded five receptions for 76 yards (15.2 avg.) vs. **Cleveland (9/25)** ... Caught a 28-yard pass from QB Ryan Tannehill in the second quarter ... Hauled in two receptions for 39 yards (19.5 avg) and one touchdown at **New England (9/18)** ... His 24-yard touchdown reception came in the third quarter ... Recorded one catch for 16 yards (16.0 avg.) at **Seattle (9/11)**.

| KENNY STILLS' NFL REGULAR SEASON STATISTICS | | | | | | | | | | | | | |
|---|-------------|----|----|-----------|-------|------|-----|----|---------|-----|------|----|----|
| YEAR | TEAM | GP | GS | RECEIVING | | | | | RUSHING | | | | |
| | | | | NO | YDS | AVG | LG | TD | ATT | YDS | AVG | LG | TD |
| 2013 | New Orleans | 16 | 10 | 32 | 641 | 20.0 | 76t | 5 | 3 | 10 | 3.3 | 4 | 0 |
| 2014 | New Orleans | 15 | 6 | 63 | 931 | 14.8 | 69t | 3 | 1 | -2 | -2.0 | -2 | 0 |
| 2015 | Miami | 16 | 8 | 27 | 440 | 16.3 | 47t | 3 | 0 | 0 | 0.0 | 0 | 0 |
| 2016 | Miami | 8 | 8 | 17 | 328 | 19.3 | 74t | 3 | 0 | 0 | 0.0 | 0 | 0 |
| NFL TOTALS | | 55 | 32 | 139 | 2,340 | 16.8 | 76t | 14 | 4 | 8 | 2.0 | 4 | 0 |

2016 GAME-BY-GAME STATISTICS

| DATE | OPPONENT | P/S | RECEIVING | | | | | | RUSHING | | | | | W/L | SCORE |
|-------------|----------------|-----|-----------|-----|------|-----|----|-----|---------|-----|----|----|---|------------|-------|
| | | | NO | YDS | AVG | LG | TD | ATT | YDS | AVG | LG | TD | | | |
| 9/11 | at Seattle | 1/1 | 1 | 16 | 16.0 | 16 | 0 | 0 | 0 | 0.0 | 0 | 0 | L | 10-12 | |
| 9/18 | at New England | 1/1 | 2 | 39 | 19.5 | 24t | 1 | 0 | 0 | 0.0 | 0 | 0 | L | 24-31 | |
| 9/25 | CLEVELAND | 1/1 | 5 | 76 | 15.2 | 28 | 0 | 0 | 0 | 0.0 | 0 | 0 | W | 30-24 (OT) | |
| 9/29 | at Cincinnati | 1/1 | 1 | 74 | 74.0 | 74t | 1 | 0 | 0 | 0.0 | 0 | 0 | L | 7-22 | |
| 10/9 | TENNESSEE | 1/1 | 0 | 0 | 0.0 | 0 | 0 | 0 | 0 | 0.0 | 0 | 0 | L | 17-30 | |
| 10/16 | PITTSBURGH | 1/1 | 2 | 12 | 6.0 | 7 | 0 | 0 | 0 | 0.0 | 0 | 0 | W | 30-15 | |
| 10/23 | BUFFALO | 1/1 | 5 | 100 | 20.0 | 66t | 1 | 0 | 0 | 0.0 | 0 | 0 | W | 28-25 | |
| 11/6 | N.Y. JETS | 1/1 | 1 | 11 | 11.0 | 11 | 0 | 0 | 0 | 0.0 | 0 | 0 | W | 27-23 | |
| 2016 TOTALS | | 8/8 | 17 | 328 | 19.3 | 74t | 3 | 0 | 0 | 0.0 | 0 | 0 | | | |

SINGLE-GAME HIGHS


CAREER HIGHS

| | | |
|---------------------------|-----|---------------------------------------|
| Receptions: | 8 | vs. Baltimore (11/24/14) |
| Receiving Yards: | 162 | at Pittsburgh (11/30/14) |
| Longest Reception: | 76t | vs. Tampa Bay (12/29/13) |
| TD Receptions: | 2 | vs. Buffalo (10/27/13) |
| Rushes: | 1 | four times, last: vs. Bal. (11/24/14) |
| Rushing Yards: | 4 | vs. Buffalo (10/27/13) |
| Longest Rush: | 4 | vs. Buffalo (10/27/13) |

SEASON HIGHS

| | | |
|---------------------------|-----|---|
| Receptions: | 5 | twice, last: vs. Buffalo (10/23/16) |
| Receiving Yards: | 100 | vs. Buffalo (10/23/16) |
| Longest Reception: | 74t | at Cincinnati (9/29/16) |
| TD Receptions: | 1 | three times, last: vs. Buffalo (10/23/16) |
| Rushes: | – | |
| Rushing Yards: | – | |
| Longest Rush: | – | |





93 // DT

**NDAMUKONG
SUH**

HT: 6-4 // WT: 305 // BORN: 1/6/87
 COLLEGE: NEBRASKA '09 // ACQUIRED: UFA, 2015 (DET.)
 NFL: SEVENTH SEASON // DOLPHINS: SECOND SEASON

KEY TRANSACTIONS

- Signed by the Dolphins as an unrestricted free agent on 3/11/15
- Originally a first-round selection (second overall) by Detroit in the 2010 NFL Draft

... Served as a game captain ... Recorded two tackles (one solo), one sack, one tackle for loss and four quarterback hits in the 28-25 victory vs. **Buffalo (10/23)** ... Sacked QB Tyrod Taylor for a loss of 6 yards on third-and-6 in the fourth quarter, forcing Buffalo to punt ... Started his 100th career game in the 30-15 win vs. **Pittsburgh (10/16)** ... Made two tackles (one solo) ... Part of a defense that held QB Ben Roethlisberger to 57.1 QB rating, the 15th lowest single-game rating of his career ... Registered one solo tackle vs. **Tennessee (10/9)** ... Recorded five tackles (three solo) and one QBH at **Cincinnati (9/29)** ... Totaled five tackles (three solo), 1.5 sacks, one tackle for loss and one QBH vs. **Cleveland (9/25)** ... His 1.5 sacks on QB Cody Kessler were for a loss of 7.5 yards ... Led the team with 12 tackles (four solo) at **New England (9/18)** ... His 12 tackles on the day were a career high ... Recorded four tackles (two solo), one sack, one tackle for loss, three QBHs and one pass defended at **Seattle (9/11)** ... Sacked QB Russell Wilson for a 13-yard loss in the third quarter ... Reached 300 career total tackles.

| NDAMUKONG SUH'S NFL REGULAR SEASON STATISTICS | | | | | | | | | | | | | | | | |
|---|---------|-----|-----|---------|------|------|------|-------|---------------|-----|----|----|----|---------|----|-----|
| YEAR | TEAM | GP | GS | TACKLES | | | | | INTERCEPTIONS | | | | | FUMBLES | | |
| | | | | TOT | SOLO | ASST | SK | YDS | NO | YDS | LG | TD | PD | FF | FR | YDS |
| 2010 | Detroit | 16 | 16 | 66 | 49 | 17 | 10.0 | 47.5 | 1 | 20 | 20 | 0 | 3 | 1 | 1 | 17 |
| 2011 | Detroit | 14 | 14 | 36 | 26 | 10 | 4.0 | 31.0 | 0 | 0 | 0 | 0 | 1 | 0 | 0 | 0 |
| 2012 | Detroit | 16 | 16 | 34 | 24 | 10 | 8.0 | 67.0 | 0 | 0 | 0 | 0 | 2 | 0 | 0 | 0 |
| 2013 | Detroit | 16 | 16 | 49 | 36 | 13 | 5.5 | 43.5 | 0 | 0 | 0 | 0 | 6 | 1 | 0 | 0 |
| 2014 | Detroit | 16 | 16 | 53 | 44 | 9 | 8.5 | 54.5 | 0 | 0 | 0 | 0 | 3 | 0 | 0 | 0 |
| 2015 | Miami | 16 | 16 | 61 | 39 | 22 | 6.0 | 41.0 | 0 | 0 | 0 | 0 | 5 | 0 | 0 | 0 |
| 2016 | Miami | 8 | 8 | 37 | 20 | 17 | 4.5 | 34.5 | 0 | 0 | 0 | 0 | 2 | 0 | 0 | 0 |
| NFL TOTALS | | 102 | 102 | 336 | 238 | 98 | 46.5 | 319.0 | 1 | 20 | 20 | 0 | 22 | 2 | 1 | 17 |

2016 GAME-BY-GAME STATISTICS

| DATE | OPPONENT | P/S | TCK | SOLO | AST | SK | YDS | INT | YDS | PD | FF | FR |
|-------------|----------------|-----|-----|------|-----|-----|------|-----|-----|----|----|----|
| 9/11 | at Seattle | 1/1 | 4 | 2 | 2 | 1.0 | 13.0 | 0 | 0 | 1 | 0 | 0 |
| 9/18 | at New England | 1/1 | 12 | 4 | 8 | 0.0 | 0.0 | 0 | 0 | 0 | 0 | 0 |
| 9/25 | CLEVELAND | 1/1 | 5 | 3 | 2 | 1.5 | 7.5 | 0 | 0 | 0 | 0 | 0 |
| 9/29 | at Cincinnati | 1/1 | 5 | 3 | 2 | 0.0 | 0.0 | 0 | 0 | 0 | 0 | 0 |
| 10/9 | TENNESSEE | 1/1 | 1 | 1 | 0 | 0.0 | 0.0 | 0 | 0 | 0 | 0 | 0 |
| 10/16 | PITTSBURGH | 1/1 | 2 | 1 | 1 | 0.0 | 0.0 | 0 | 0 | 0 | 0 | 0 |
| 10/23 | BUFFALO | 1/1 | 2 | 1 | 1 | 1.0 | 6.0 | 0 | 0 | 0 | 0 | 0 |
| 11/6 | N.Y. JETS | 1/1 | 5 | 4 | 1 | 1.0 | 8.0 | 0 | 0 | 1 | 0 | 0 |
| 2016 TOTALS | | 8/8 | 37 | 20 | 17 | 4.5 | 34.5 | 0 | 0 | 2 | 0 | 0 |

SINGLE-GAME HIGHS

CAREER HIGHS

Tackles: 12 at New England (9/18/16)
Sacks: 2 five times, last: vs. Hou. (10/25/15)
Interceptions: 1 vs. St. Louis (10/10/10)
Passes Defended: 2 three times, last: vs. Hou. (10/25/15)
Forced Fumbles: 1 twice, last: vs. Chicago (9/29/13)
Fumble Recoveries: 1 vs. Washington (10/31/10)

SEASON HIGHS

Tackles: 12 at New England (9/18/16)
Sacks: 1.5 vs. Cleveland (9/25/16)
Interceptions: –
Passes Defended: 1 twice, last: vs. N.Y. Jets (11/6/16)
Forced Fumbles: –
Fumble Recoveries: –





17 // QB

RYAN Tannehill

HT: 6-4 // WT: 216 // BORN: 7/27/88
COLLEGE: TEXAS A&M '12 // ACQUIRED: D1, 2012
NFL: FIFTH SEASON // DOLPHINS: FIFTH SEASON

- ### KEY TRANSACTIONS
- Originally a first-round draft selection (eighth overall) of the Dolphins in the 2012 NFL Draft

2016 - Completed 17-of-28 (60.7 pct.) passes for 149 yards and one touchdown in the 27-23 win vs. **N.Y. Jets (11/6)** ... Hit TE Dominique Jones for a 1-yard touchdown in the second quarter to go ahead 14-10 before halftime ... Completed 15-of-25 passes (60.0 pct) for 204 yards, one touchdown and a 99.4 QB rating in the 28-25 victory over **Buffalo (10/23)** ... Rushed six times for 21 yards (3.5 avg.) ... Longest run on the day was for 13 yards in the third quarter,

setting up a RB Jay Ajayi 4-yard touchdown run ... Delivered a 66-yard strike for a touchdown to WR Kenny Stills with 2:24 remaining the the fourth quarter, putting Miami up 28-17 ... Marked a career-high five games that Tannehill has hit on a pass of 50-plus yards this season ... He is the only quarterback in the NFL that has five games with a 50-plus yard completion ... Completed 24-of-32 throws for 252 yards (75.0 pct.) and a 97.4 QB rating in the 30-15 victory vs. **Pittsburgh (10/16)** ... Also rushed twice for 3 yards (1.5 avg.) ... His 53-yard pass to TE MarQueis Gray in the second quarter was the longest on the day ... With the win, he moved into sole possession of fourth place on the team's all-time winningest quarterbacks chart .. Completed 12-of-18 passes (66.7 pct.) for 191 yards vs. **Tennessee (10/9)** ... Threw a 58-yard pass to RB Damien Williams in the second quarter, setting up a RB Jay Ajayi 4-yard touchdown run to tie the game ... Also connected with WR DeVante Parker for a 50-yard pass in the third quarter ... This was the fourth game of Tannehill's career with two or more 50-yard completions in the same game ... Completed 15-of-25 passes for 189 yards and one touchdown at **Cincinnati (9/29)** ... Posted a 80.3 QB rating ... Threw a 74-yard touchdown pass to WR Kenny Stills on the second play of the game ... Completed 25-of-39 passes (61.4 pct.) for 319 yards and three touchdowns in the 30-24 (OT) victory vs. **Cleveland (9/25)** ... Posted a 93.9 QB rating ... Also rushed once for 2 yards ... Led a three-play, 44-yard touchdown drive in overtime that won the game ... It was the eighth game-winning drive that Tannehill has led in his career and his first since Nov. 15, 2015 ... Completed 32-of-45 passes (71.1 pct.) for 387 yards and two touchdowns at **New England (9/18)** ... Posted a 93.7 QB rating ... His 387 passing yards and 32 completions both rank No. 3 in his career ... Also rushed six times for 35 yards (5.8 avg.) ... Went 22-of-27 (81.5 pct) for 273 yards and two touchdowns in the second half ... The 273 second-half passing yards were the most of his career in a single half and tied for the sixth-most in franchise history ... Completed 16-of-29 passes for 186 yards (55.2 pct.) and a 74.8 QB rating at **Seattle (9/11)** ... Also rushed five times for 17 yards (3.4 avg.) and one touchdown ... Scored a 2-yard touchdown run in the fourth quarter with 4:08 remaining in the game ... Completed 4-of-5 passes (80.0 pct.) for 82 yards on a go-ahead drive in the fourth quarter ... Selected by teammates to serve as a team captain for the 2016 season.

RYAN Tannehill's NFL Regular Season Passing Statistics

| YEAR | TEAM | GP | GS | ATT | CMP | PCT | YDS | YDS ATT | TD | INT | LG | SK | YDS LST | RATE |
|------------|-------|----|----|-------|-------|------|--------|------------|----|-----|-----|-----|------------|------|
| 2012 | Miami | 16 | 16 | 484 | 282 | 58.3 | 3,294 | 6.8 | 12 | 13 | 80t | 35 | 234 | 76.1 |
| 2013 | Miami | 16 | 16 | 588 | 355 | 60.4 | 3,913 | 6.7 | 24 | 17 | 67 | 58 | 399 | 81.7 |
| 2014 | Miami | 16 | 16 | 590 | 392 | 66.4 | 4,045 | 6.9 | 27 | 12 | 50 | 46 | 337 | 92.8 |
| 2015 | Miami | 16 | 16 | 586 | 363 | 61.9 | 4,208 | 7.2 | 24 | 12 | 54t | 45 | 420 | 88.7 |
| 2016 | Miami | 8 | 8 | 241 | 156 | 64.7 | 1,877 | 7.8 | 8 | 7 | 74t | 19 | 133 | 87.4 |
| NFL TOTALS | | 72 | 72 | 2,489 | 1,548 | 62.2 | 17,337 | 7.0 | 95 | 61 | 80t | 203 | 1,523 | 85.4 |

Career Regular Season Record As A Starter: 7-9 in 2012; 8-8 in 2013; 8-8 in 2014; 6-10 in 2015; 4-4 in 2016 for a total of 33-39.

RYAN Tannehill's NFL Regular Season Rushing Statistics

| YEAR | TEAM | NO | YDS | AVG | LG | TD |
|------------|-------|-----|-----|-----|----|----|
| 2012 | Miami | 49 | 211 | 4.3 | 31 | 2 |
| 2013 | Miami | 40 | 238 | 6.0 | 48 | 1 |
| 2014 | Miami | 56 | 311 | 5.6 | 40 | 1 |
| 2015 | Miami | 32 | 141 | 4.4 | 28 | 1 |
| 2016 | Miami | 22 | 75 | 3.4 | 17 | 1 |
| NFL TOTALS | | 199 | 976 | 4.9 | 48 | 6 |

2016 GAME-BY-GAME STATISTICS

| DATE | OPPONENT | P/S | PASSING | | | | | | | RUSHING | | | | W/L | SCORE | |
|-------------|----------------|-----|---------|-----|-------|------|----|-----|-----|---------|-----|-----|----|-----|-------|------------|
| | | | ATT | CMP | YDS | PCT | TD | INT | LG | SK/YDS | ATT | YDS | LG | | | TD |
| 9/11 | at Seattle | 1/1 | 29 | 16 | 186 | 55.2 | 0 | 0 | 50 | 5/36 | 5 | 17 | 11 | 1 | L | 10-12 |
| 9/18 | at New England | 1/1 | 45 | 32 | 387 | 71.1 | 2 | 2 | 33 | 0/0 | 6 | 35 | 17 | 0 | L | 24-31 |
| 9/25 | CLEVELAND | 1/1 | 39 | 25 | 319 | 64.1 | 3 | 2 | 42t | 1/8 | 1 | 2 | 2 | 0 | W | 30-24 (OT) |
| 9/29 | at Cincinnati | 1/1 | 25 | 15 | 189 | 60.0 | 1 | 1 | 74t | 5/29 | 0 | 0 | 0 | 0 | L | 7-22 |
| 10/9 | TENNESSEE | 1/1 | 18 | 12 | 191 | 66.7 | 0 | 2 | 58 | 6/42 | 0 | 0 | 0 | 0 | L | 17-30 |
| 10/16 | PITTSBURGH | 1/1 | 32 | 24 | 252 | 75.0 | 0 | 0 | 53 | 0/0 | 2 | 3 | 4 | 0 | W | 30-15 |
| 10/23 | BUFFALO | 1/1 | 25 | 15 | 204 | 60.0 | 1 | 0 | 66t | 1/6 | 6 | 21 | 13 | 0 | W | 28-25 |
| 11/6 | N.Y. JETS | 8/8 | 28 | 17 | 149 | 60.7 | 1 | 0 | 24 | 1/12 | 2 | -3 | -1 | 0 | W | 27-23 |
| 2016 TOTALS | | 8/8 | 241 | 156 | 1,877 | 64.7 | 8 | 7 | 74t | 19/133 | 22 | 75 | 17 | 1 | | |



SINGLE-GAME HIGHS

CAREER HIGHS

| | | |
|---------------------------------------|-------|---------------------------------------|
| Pass Attempts: | 58 | at N.Y. Jets (11/29/15) |
| Pass Completions: | 35 | vs. Minnesota (12/21/14) |
| Yards Passing: | 431 | at Arizona (9/30/12) |
| TD Passes: | 4 | twice, last: vs. Houston (10/25/15) |
| Longest Pass: | 80t | at Arizona (9/30/12) |
| Completion Pct. (Min. 10 att.) | 94.7 | vs. Houston (10/25/15) |
| Passer Rating: | 158.3 | vs. Houston (10/25/15) |
| Rush Attempts: | 8 | vs. Jacksonville (12/16/12) |
| Rushing Yards: | 56 | at Pittsburgh (12/8/13) |
| Long Run: | 48 | at Pittsburgh (12/8/13) |
| Rushing TDs: | 1 | six times, last: at Seattle (9/11/16) |

SEASON HIGHS

| | | |
|---------------------------------------|------|---------------------------------|
| Pass Attempts: | 45 | at New England (9/18/16) |
| Pass Completions: | 32 | at New England (9/18/16) |
| Yards Passing: | 389 | at New England (9/18/16) |
| TD Passes: | 3 | vs. Cleveland (9/25/16) |
| Longest Pass: | 74t | at Cincinnati (9/29/16) |
| Completion Pct. (Min. 10 att.) | 75.0 | vs. Pittsburgh (10/16/16) |
| Passer Rating: | 99.4 | vs. Buffalo (10/23/16) |
| Rush Attempts: | 6 | twice, last: Buffalo (10/23/16) |
| Rushing Yards: | 35 | at New England (9/18/16) |
| Long Run: | 17 | at New England (9/18/16) |
| Rushing TDs: | 1 | at Seattle (9/11/16) |





31 // S

MICHAEL THOMAS

HT: 5-11 // WT: 193 // BORN: 3/17/90
 COLLEGE: STANFORD '12 // ACQUIRED: FA, 2013
 NFL: FOURTH SEASON // DOLPHINS: FOURTH SEASON

- KEY TRANSACTIONS**
- Signed by the Dolphins off San Francisco's practice squad on 12/10/13
 - Signed by San Francisco as an undrafted college free agent on 5/4/12

three tackles (two solo) at **Cincinnati (9/29)** ... Also made one special teams tackle and one assisted special teams tackle ... Recorded one solo tackle vs. **Cleveland (9/25)** ... Also tallied one special teams tackle ... Registered three tackles (two solo), one sack and a forced fumble at **New England (9/18/16)** ... Sacked QB Jacoby Brissett for a loss of 8 yards and a forced fumble in the fourth quarter ... The forced fumble and sack were both the first of his career ... Recorded one assisted tackle at **Seattle (9/11)** ... Also registered one special teams tackle ... Serves as a season-long captain for the Dolphins.

| MICHAEL THOMAS' NFL REGULAR SEASON STATISTICS | | | | | | | | | | | | | | | | | | | |
|---|---------------|-----------|-----------|----------------|-----------|-----------|------------|-------------|---------------|----------|----------|----------|----------|----------|----------|----------|--|--|--|
| YEAR | TEAM | GP | GS | TACKLES | | | | | INTERCEPTIONS | | | | | FUMBLES | | | | | |
| | | | | TOT | SOLO | ASST | SK | YDS | NO | YDS | LG | TD | PD | FF | FR | YDS | | | |
| 2012 | San Francisco | | | PRACTICE SQUAD | | | | | | | | | | | | | | | |
| 2013 | Miami | 3 | 0 | 2 | 2 | 0 | 0.0 | 0.0 | 1 | 0 | 0 | 0 | 2 | 0 | 0 | 0 | | | |
| 2014 | Miami | 8 | 2 | 8 | 6 | 2 | 0.0 | 0.0 | 0 | 0 | 0 | 0 | 0 | 0 | 0 | 0 | | | |
| 2015 | Miami | 16 | 13 | 71 | 56 | 15 | 0.0 | 0.0 | 0 | 0 | 0 | 0 | 2 | 0 | 0 | 0 | | | |
| 2016 | Miami | 8 | 4 | 16 | 11 | 5 | 1.0 | 14.0 | 0 | 0 | 0 | 0 | 0 | 1 | 0 | 0 | | | |
| NFL TOTALS | | 35 | 19 | 97 | 75 | 22 | 1.0 | 14.0 | 1 | 0 | 0 | 0 | 4 | 1 | 0 | 0 | | | |

2016 GAME-BY-GAME STATISTICS

| DATE | OPPONENT | P/S | TCK | SOLO | AST | SK | YDS | INT | YDS | PD | FF | FR |
|--------------------|----------------|------------|-----------|-----------|----------|------------|-------------|----------|----------|----------|----------|----------|
| 9/11 | at Seattle | 1/1 | 1 | 0 | 1 | 0.0 | 0.0 | 0 | 0 | 0 | 0 | 0 |
| 9/18 | at New England | 1/0 | 3 | 2 | 1 | 1.0 | 14.0 | 0 | 0 | 0 | 1 | 0 |
| 9/25 | CLEVELAND | 1/1 | 1 | 1 | 0 | 0.0 | 0.0 | 0 | 0 | 0 | 0 | 0 |
| 9/29 | at Cincinnati | 1/0 | 3 | 2 | 1 | 0.0 | 0.0 | 0 | 0 | 0 | 0 | 0 |
| 10/9 | TENNESSEE | 1/0 | 3 | 2 | 1 | 0.0 | 0.0 | 0 | 0 | 0 | 0 | 0 |
| 10/16 | PITTSBURGH | 1/0 | 1 | 1 | 0 | 0.0 | 0.0 | 0 | 0 | 0 | 0 | 0 |
| 10/23 | BUFFALO | 1/1 | 3 | 2 | 1 | 0.0 | 0.0 | 0 | 0 | 0 | 0 | 0 |
| 11/6 | N.Y. JETS | 1/1 | 1 | 1 | 0 | 0.0 | 0.0 | 0 | 0 | 0 | 0 | 0 |
| 2016 TOTALS | | 8/4 | 16 | 11 | 5 | 1.0 | 14.0 | 0 | 0 | 0 | 1 | 0 |

SINGLE-GAME HIGHS

| | CAREER HIGHS | | SEASON HIGHS |
|---------------------------|------------------------------|---------------------------|--|
| Tackles: | 11 at San Diego (12/20/15) | Tackles: | 3 four times, last: vs. Buffalo (10/23/16) |
| Sacks: | 1 at New England (9/18/16) | Sacks: | 1 at New England (9/18/16) |
| Interceptions: | 1 vs. New England (12/15/13) | Interceptions: | – |
| Passes Defensed: | 2 vs. New England (12/15/13) | Passes Defensed: | – |
| Forced Fumbles: | 1 at New England (9/18/16) | Forced Fumbles: | 1 at New England (9/18/16) |
| Fumble Recoveries: | – | Fumble Recoveries: | – |




67 // G/T

LAREMY TUNSIL

HT: 6-5 // WT: 316 // BORN: 8/2/94
 COLLEGE: MISSISSIPPI '16 // ACQUIRED: D1, 13
 NFL: ROOKIE SEASON // DOLPHINS: ROOKIE SEASON

KEY TRANSACTIONS

- Originally a first-round draft selection (13th overall) of the Dolphins in the 2016 NFL Draft

pct.) for 204 yards and one touchdown ... Tannehill also posted a 99.4 QB rating on the day ... Blocked for RB Jay Ajayi who rushed for a career-high 214 yards, the third most in a single game in franchise history ... Started vs. **Pittsburgh (10/16)** ... Protected QB Ryan Tannehill who completed 24-of-32 throws (75.0 pct.), earning a 97.4 QB rating ... Part of an o-line that did not allow a sack on the day ... Also blocked for RB Jay Ajayi who rushed for 204 yards, the fourth-most in a single game in team history ... Inactive due to injury vs. **Tennessee (10/9)** ... Started at left tackle at **Cincinnati (9/29)** ... Became the first offensive lineman in franchise history to start at least one game at guard and tackle in his rookie season ... Protected QB Ryan Tannehill's blindside as he completed 15-of-25 passes (60 pct.) for 189 yards and one touchdown ... Started vs. **Cleveland (9/25)** ... Protected QB Ryan Tannehill who completed 25-of-39 passes (64.1 pct.) for 319 yards and three touchdowns ... Also blocked for a Dolphins run game that rushed for 115 yards and one touchdown on 25 attempts (4.6 avg.) ... Started at **New England (9/18)** ... Protected QB Ryan Tannehill, who completed 32-of-45 passes for 389 yards and two touchdowns ... O-line did not allow a sack in the game... Also blocked for the Dolphins run game, which totaled 16 attempts for 70 yards (4.4 avg.) and one touchdown ... Made NFL and Dolphins debut as a starter at **Seattle (9/11)** ... Played left guard and protected QB Ryan Tannehill who completed 16-of-29 passes for

LAREMY TUNSIL'S NFL REGULAR SEASON STATISTICS

GAMES/STARTS: 2016: 7/7 **NFL TOTALS:** 7/7



60 // C/G

KRAIG
URBIK

HT: 6-5 // WT: 334 // BORN: 9/23/85
COLLEGE: WISCONSIN '09 // ACQUIRED: FA, 2016
NFL: EIGHTH SEASON // DOLPHINS: EIGHTH SEASON

KEY TRANSACTIONS

- Signed by the Dolphins as a free agent on 3/22/16
- Originally a third-round selection (79th overall) of the Steelers in the 2009 NFL Draft

2016 - Played on special teams vs., but did not record any statistics Weeks 1-2, 5 and 7-9 ... Played vs. **Pittsburgh (10/16)** ... Entered the game at right guard for six plays ... Started at center at **Cincinnati (9/29)** ... Protected QB Ryan Tannehill, who completed 15-of-25 passes (60 pct.) for 189 yards and one touchdown ... Entered the game at center due to C/G Anthony Steen injury's in

the fourth quarter vs. **Cleveland (9/25)** ... Protected QB Ryan Tannehill who completed 25-of-39 passes (64.1 pct.) for 319 yards and three touchdowns ... Also blocked for a Dolphins run game that rushed for 115 yards and one touchdown on 25 attempts (4.6 avg.).

KRAIG URBIK'S NFL REGULAR SEASON STATISTICS

GAMES/STARTS: (Buffalo) 2010: 10/2, 2011: 13/13, 2012: 13/13, 2013: 16/16, 2014: 16/9, 2015: 16/4, (Miami) 2016: 8/1 NFL TOTALS: 92/58





49 // LB

ZACH VIGIL

HT: 6-2 // WT: 240 // BORN: 3/28/91
 COLLEGE: UTAH STATE '15 // ACQUIRED: FA, 2015
 NFL: SECOND SEASON // DOLPHINS: SECOND SEASON

KEY TRANSACTIONS

- Originally signed by the Dolphins as an undrafted college free agent on 5/8/15

2016 - Appeared in his first Dolphins game of the season vs. **N.Y. Jets (11/6)** ... Played on special teams, but did not record any statistics ... Activated to the 53-man roster on 11/5 ... Spent Weeks 1-8 on the Reserve/Non-Football Injury List.

ZACH VIGIL'S NFL REGULAR SEASON STATISTICS


| YEAR | TEAM | GP | GS | TACKLES | | | | | INTERCEPTIONS | | | | | FUMBLES | | | |
|-------------------|-------|-----------|----------|-----------|----------|----------|------------|------------|---------------|----------|----------|----------|----------|----------|----------|----------|----------|
| | | | | TOT | SOLO | ASST | SK | YDS | NO | YDS | LG | TD | PD | FF | FR | YDS | |
| 2015 | Miami | 16 | 2 | 11 | 8 | 3 | 0.0 | 0.0 | 0 | 0 | 0 | 0 | 0 | 0 | 0 | 0 | 0 |
| 2016 | Miami | 1 | 0 | 0 | 0 | 0 | 0.0 | 0.0 | 0 | 0 | 0 | 0 | 0 | 0 | 0 | 0 | 0 |
| NFL TOTALS | | 17 | 2 | 11 | 8 | 3 | 0.0 | 0.0 | 0 | 0 | 0 | 0 | 0 | 0 | 0 | 0 | 0 |

2016 GAME-BY-GAME STATISTICS

| DATE | OPPONENT | P/S | TCK | SOLO | AST | SK | YDS | INT | YDS | PD | FF | FR |
|--------------------|----------------|------------|----------|----------|----------|------------|------------|----------|----------|----------|----------|----------|
| 9/11 | at Seattle | | | | | | | | | | | |
| 9/18 | at New England | | | | | | | | | | | |
| 9/25 | CLEVELAND | | | | | | | | | | | |
| 9/29 | at Cincinnati | | | | | | | | | | | |
| 10/9 | TENNESSEE | | | | | | | | | | | |
| 10/16 | PITTSBURGH | | | | | | | | | | | |
| 10/23 | BUFFALO | | | | | | | | | | | |
| 11/6 | N.Y. JETS | 1/0 | 0 | 0 | 0 | 0.0 | 0.0 | 0 | 0 | 0 | 0 | 0 |
| 2016 TOTALS | | 1/0 | 0 | 0 | 0 | 0.0 | 0.0 | 0 | 0 | 0 | 0 | 0 |

SINGLE-GAME HIGHS

| | CAREER HIGHS | SEASON HIGHS |
|---------------------------|--|--------------|
| Tackles: | 3 twice, last: vs, Indianapolis (12/27/15) | – |
| Sacks: | – | – |
| Interceptions: | – | – |
| Passes Defensed: | – | – |
| Forced Fumbles: | – | – |
| Fumble Recoveries: | – | – |

91 // DE
CAMERON WAKE

HT: 6-3 // WT: 263 // BORN: 1/30/82
COLLEGE: PENN STATE '05 // ACQUIRED: FA, 2009
NFL: EIGHTH SEASON // DOLPHINS: EIGHTH SEASON

KEY TRANSACTIONS

- Signed as a free agent by the Dolphins on 1/19/09
- Originally signed with the Giants as an undrafted college free agent on 5/6/05

2016 - Totaled four solo tackles, two sacks and two forced fumbles in the 27-23 victory vs. **N.Y. Jets (11/6)** ... Recorded two strip-sacks on QB Ryan Fitzpatrick in the first half ... This was his 15th career game with two-or-more sacks, which ranks No. 2 in team history behind DE/LB Jason Taylor (25) ... Started vs. **Buffalo (10/23)** ... Recorded two tackles (one solo), 1.5 sacks, one tackle for loss and

two quarterback hits ... Sacked QB Tyrod Taylor for a loss of 5 yards on third-and-12 in the first quarter, forcing Buffalo to punt ... Split a sack with DE Andre Branch for a loss of 6 yards in the fourth quarter ... Made first start of the season vs. **Pittsburgh (10/16)** ... Recorded two tackles (one solo tackle) and a half sack ... Split a sack with DE Andre Branch on third down for a loss of 4.5 yards, forcing the Steelers to punt ... Tallied two solo tackles vs. **Tennessee (10/9)** ... Played, but did not record any statistics at **Cincinnati (9/29)** ... Recorded two tackles (one solo), one sack and one forced fumble vs. **Cleveland (9/25)** ... Sacked QB Cody Kessler for a loss of 7 yards in the first quarter and forced a fumble that was recovered by DE Jason Jones ... Played at **New England (9/18)** ... Recorded one QBH at **Seattle (9/11)** ... Elected by teammates to serve as a season-long team captain.

CAMERON WAKE'S NFL REGULAR SEASON STATISTICS

| YEAR | TEAM | GP | GS | TACKLES | | | | | INTERCEPTIONS | | | | | FUMBLES | | |
|-------------------|-------|------------|-----------|------------|------------|-----------|-------------|--------------|---------------|----------|----------|----------|-----------|-----------|----------|----------|
| | | | | TOT | SOLO | ASST | SK | YDS | NO | YDS | LG | TD | PD | FF | FR | YDS |
| 2009 | Miami | 14 | 1 | 11 | 10 | 1 | 5.5 | 28.5 | 0 | 0 | 0 | 0 | 1 | 1 | 0 | 0 |
| 2010 | Miami | 16 | 16 | 57 | 48 | 9 | 14.0 | 89.5 | 0 | 0 | 0 | 0 | 4 | 3 | 0 | 0 |
| 2011 | Miami | 16 | 14 | 42 | 37 | 5 | 8.5 | 47.5 | 0 | 0 | 0 | 0 | 2 | 0 | 0 | 0 |
| 2012 | Miami | 16 | 16 | 53 | 38 | 15 | 15.0 | 92.0 | 0 | 0 | 0 | 0 | 1 | 3 | 0 | 0 |
| 2013 | Miami | 15 | 15 | 37 | 29 | 8 | 8.5 | 56.0 | 0 | 0 | 0 | 0 | 0 | 2 | 1 | 0 |
| 2014 | Miami | 16 | 16 | 38 | 32 | 6 | 11.5 | 59.5 | 0 | 0 | 0 | 0 | 3 | 3 | 1 | 0 |
| 2015 | Miami | 7 | 7 | 9 | 7 | 2 | 7.0 | 39.0 | 0 | 0 | 0 | 0 | 1 | 4 | 0 | 0 |
| 2016 | Miami | 8 | 3 | 12 | 9 | 3 | 5.0 | 31.5 | 0 | 0 | 0 | 0 | 0 | 3 | 0 | 0 |
| NFL TOTALS | | 108 | 88 | 259 | 210 | 49 | 75.0 | 443.5 | 0 | 0 | - | 0 | 12 | 19 | 2 | 0 |

2016 GAME-BY-GAME STATISTICS

| DATE | OPPONENT | P/S | TCK | SOLO | AST | SK | YDS | INT | YDS | PD | FF | FR |
|--------------------|----------------|------------|-----------|----------|----------|------------|-------------|----------|----------|----------|----------|----------|
| 9/11 | at Seattle | 1/0 | 0 | 0 | 0 | 0.0 | 0.0 | 0 | 0 | 0 | 0 | 0 |
| 9/18 | at New England | 1/0 | 0 | 0 | 0 | 0.0 | 0.0 | 0 | 0 | 0 | 0 | 0 |
| 9/25 | CLEVELAND | 1/0 | 2 | 1 | 1 | 1.0 | 7.0 | 0 | 0 | 0 | 1 | 0 |
| 9/29 | at Cincinnati | 1/0 | 0 | 0 | 0 | 0.0 | 0.0 | 0 | 0 | 0 | 0 | 0 |
| 10/9 | TENNESSEE | 1/0 | 2 | 2 | 0 | 0.0 | 0.0 | 0 | 0 | 0 | 0 | 0 |
| 10/16 | PITTSBURGH | 1/1 | 2 | 1 | 1 | 0.5 | 4.5 | 0 | 0 | 0 | 0 | 0 |
| 10/23 | BUFFALO | 1/1 | 2 | 1 | 1 | 1.5 | 8.0 | 0 | 0 | 0 | 0 | 0 |
| 11/6 | N.Y. JETS | 1/1 | 4 | 4 | 0 | 2.0 | 12.0 | 0 | 0 | 0 | 2 | 0 |
| 2016 TOTALS | | 8/3 | 12 | 9 | 3 | 5.0 | 31.5 | 0 | 0 | 0 | 3 | 0 |

SINGLE-GAME HIGHS


CAREER HIGHS

Tackles: 8 at Baltimore (11/7/10)
Sacks: 4.5 at Arizona (9/30/12)
Interceptions: -
Passes Defensed: 2 at Buffalo (9/12/10)
Forced Fumbles: 2 four times, last: vs. N.Y. Jets (11/6/16)
Fumble Recoveries: 1 twice, last: at Chicago (10/19/14)

SEASON HIGHS

Tackles: 4 vs. N.Y. Jets (11/6/16)
Sacks: 2 vs. N.Y. Jets (11/6/16)
Interceptions: -
Passes Defensed: -
Forced Fumbles: 2 vs. N.Y. Jets (11/6/16)
Fumble Recoveries: -





26 // RB

DAMIEN WILLIAMS

HT: 5-11 // WT: 228 // BORN: 4/3/92
 COLLEGE: OKLAHOMA '14 // ACQUIRED: FA, 2014
 NFL: THIRD SEASON // DOLPHINS: THIRD SEASON

- KEY TRANSACTIONS**
- Originally signed by the Dolphins as an undrafted college free agent on 5/12/14

Miami up 21-17 ... Carried the ball six times for 12 yards (2.0 avg.) and one touchdown in the 30-15 win vs. **Pittsburgh (10/16)** ... Also had two receptions for five yards (2.5 avg.) ... Scored first career rushing touchdown on a 1-yard run in the second quarter to put the Dolphins up 16-8 ... Rushed once for 3 yards vs. **Tennessee (10/9)** ... Also caught two passes for 67 yards (33.5 avg.) ... His 58-yard reception in the second quarter was a career high and set up a touchdown drive for Miami ... Carried the ball twice for 9 yards (4.5 avg.) at **Cincinnati (9/29)** ... Also caught one pass for 6 yards ... Rushed once for 15 yards vs. **Cleveland (9/25)** ... Recorded three receptions for 10 yards (3.3 avg.) and one touchdown ... His 10-yard touchdown reception from QB Ryan Tannehill came in the fourth quarter to extend Miami's lead ... Inactive at **New England (9/18)** ... Rushed twice for 9 yards (4.5 avg.) at **Seattle (9/11)** ... Also recorded one catch for 29 yards and returned one kickoff for 17 yards.

| DAMIEN WILLIAMS' NFL REGULAR SEASON STATISTICS | | | | | | | | | | | | | | |
|--|-------|-----------|----------|-----------|------------|------------|-----------|----------|-----------|------------|------------|-----------|----------|--|
| YEAR | TEAM | GP | GS | RUSHING | | | | | RECEIVING | | | | | |
| | | | | ATT | YDS | AVG | LG | TD | NO | YDS | AVG | LG | TD | |
| 2014 | Miami | 16 | 0 | 36 | 122 | 3.4 | 19 | 0 | 21 | 187 | 8.9 | 32 | 1 | |
| 2015 | Miami | 16 | 0 | 16 | 59 | 3.7 | 19 | 0 | 21 | 142 | 6.8 | 23 | 1 | |
| 2016 | Miami | 7 | 0 | 21 | 93 | 4.4 | 23 | 2 | 11 | 137 | 12.5 | 58 | 1 | |
| NFL TOTALS | | 39 | 0 | 73 | 274 | 3.8 | 23 | 2 | 53 | 466 | 8.8 | 58 | 3 | |

2016 GAME-BY-GAME STATISTICS

| DATE | OPPONENT | P/S | RUSHING | | | | | RECEIVING | | | | | W/L | SCORE |
|--------------------|----------------|------------|-----------|-----------|------------|-----------|----------|-----------|------------|-------------|-----------|----------|-----|------------|
| | | | ATT | YDS | AVG | LG | TD | NO | YDS | AVG | LG | TD | | |
| 9/11 | at Seattle | 1/0 | 2 | 9 | 4.5 | 5 | 0 | 1 | 29 | 29.0 | 29 | 0 | L | 10-12 |
| 9/18 | at New England | | INACTIVE | | | | | | | | | | | |
| 9/25 | CLEVELAND | 1/0 | 1 | 15 | 15.0 | 15 | 0 | 3 | 10 | 3.3 | 10t | 1 | W | 30-24 (OT) |
| 9/29 | at Cincinnati | 1/0 | 2 | 9 | 4.5 | 7 | 0 | 1 | 6 | 6.0 | 6 | 0 | L | 7-22 |
| 10/9 | TENNESSEE | 1/0 | 1 | 3 | 3.0 | 3 | 0 | 2 | 67 | 33.5 | 58 | 0 | L | 17-30 |
| 10/16 | PITTSBURGH | 1/0 | 6 | 12 | 2.0 | 10 | 1 | 2 | 5 | 2.5 | 5 | 0 | W | 30-15 |
| 10/23 | BUFFALO | 1/0 | 4 | 16 | 4.0 | 12t | 1 | 0 | 0 | 0.0 | 0 | 0 | W | 28-25 |
| 11/6 | N.Y. JETS | 1/0 | 5 | 29 | 5.8 | 23 | 0 | 2 | 20 | 10.0 | 19 | 0 | W | 27-23 |
| 2016 TOTALS | | 7/0 | 21 | 93 | 4.4 | 23 | 2 | 11 | 137 | 12.5 | 58 | 1 | | |

SINGLE-GAME HIGHS

CAREER HIGHS

| | | |
|---------------------------|----|---------------------------------------|
| Rushes: | 11 | vs. San Diego (11/2/14) |
| Rushing Yards: | 34 | at Detroit (11/9/14) |
| Longest Run: | 23 | vs. N.Y. Jets (11/6/16) |
| TD Runs: | 1 | twice, last: vs. Buffalo (10/23/16) |
| Receptions: | 6 | vs. Minnesota (12/21/14) |
| Receiving Yards: | 67 | vs. Tennessee (10/9/16) |
| Longest Reception: | 58 | vs. Tennessee (10/9/16) |
| TD Receptions: | 1 | three times, last: vs. Cle. (9/25/16) |

SEASON HIGHS

| | | |
|---------------------------|----|-------------------------------------|
| Rushes: | 6 | vs. Pittsburgh (10/16/16) |
| Rushing Yards: | 29 | vs. N.Y. Jets (11/6/16) |
| Longest Run: | 23 | vs. N.Y. Jets (11/6/16) |
| TD Runs: | 1 | twice, last: vs. Buffalo (10/23/16) |
| Receptions: | 3 | vs. Cleveland (9/25/16) |
| Receiving Yards: | 67 | vs. Tennessee (10/9/16) |
| Longest Reception: | 58 | vs. Tennessee (10/9/16) |
| TD Receptions: | 1 | vs. Cleveland (9/25/16) |



94 // DE

MARIO WILLIAMS

HT: 6-6 // WT: 300 // BORN: 1/31/85
 COLLEGE: NORTH CAROLINA STATE '06 // ACQUIRED: FA, 2016
 NFL: 11TH SEASON // DOLPHINS: FIRST SEASON

- KEY TRANSACTIONS**
- Signed as a free agent by the Dolphins on 3/9/16
 - Originally a first-round draft selection (1st overall) of Houston in the 2006 NFL Draft

tackles (two solo) and one pass defensed at **Cincinnati (9/29)** ... Broke up a QB Andy Dalton pass intended for WR Tyler Boyd in the first quarter ... Tallied one solo tackle, one tackle for loss and one QBH vs. **Cleveland (9/25)** ... Registered one solo tackle at **New England (9/18)** ... Made Dolphins debut and started at **Seattle (9/11)** ... Recorded two tackles (one solo), one sack, one tackle for loss and one QBH ... Sacked QB Russell Wilson for a 5-yard loss in the first quarter.

2016 - Played, but did not record any statistics vs. **N.Y. Jets (11/6)** ... Recorded two solo tackles, two tackles for loss and one quarterback hit in the 28-25 victory vs. **Buffalo (10/23)** ... Tackled RB Mike Gillislee on a direct snap for a loss of 10 yards in the fourth quarter ... Made one solo tackle vs. **Pittsburgh (10/16)** ... Played, but did not record any statistics vs. **Tennessee (10/9)** ... Recorded three

| MARIO WILLIAMS' NFL REGULAR SEASON STATISTICS | | | | | | | | | | | | | | | | |
|---|---------|-----|-----|---------|------|------|------|-------|---------------|-----|----|----|----|---------|----|-----|
| YEAR | TEAM | GP | GS | TACKLES | | | | | INTERCEPTIONS | | | | | FUMBLES | | |
| | | | | TOT | SOLO | ASST | SK | YDS | NO | YDS | LG | TD | PD | FF | FR | YDS |
| 2006 | Houston | 16 | 16 | 47 | 35 | 12 | 4.5 | 20.5 | 0 | 0 | 0 | 0 | 4 | 1 | 1 | 0 |
| 2007 | Houston | 16 | 16 | 59 | 43 | 16 | 14.0 | 82.5 | 0 | 0 | 0 | 0 | 1 | 2 | 1 | 38 |
| 2008 | Houston | 16 | 16 | 53 | 44 | 9 | 12.0 | 82.0 | 0 | 0 | 0 | 0 | 0 | 4 | 0 | 0 |
| 2009 | Houston | 16 | 16 | 43 | 38 | 5 | 9.0 | 52.0 | 0 | 0 | 0 | 0 | 3 | 2 | 1 | 0 |
| 2010 | Houston | 13 | 13 | 28 | 22 | 6 | 8.5 | 54.5 | 0 | 0 | 0 | 0 | 2 | 1 | 0 | 0 |
| 2011 | Houston | 5 | 5 | 11 | 10 | 1 | 5.0 | 29.0 | 0 | 0 | 0 | 0 | 1 | 1 | 0 | 0 |
| 2012 | Buffalo | 16 | 16 | 46 | 37 | 9 | 10.5 | 51.0 | 0 | 0 | 0 | 0 | 4 | 2 | 2 | 0 |
| 2013 | Buffalo | 16 | 16 | 38 | 28 | 10 | 13.0 | 77.5 | 0 | 0 | 0 | 0 | 3 | 1 | 0 | 0 |
| 2014 | Buffalo | 16 | 16 | 42 | 36 | 6 | 14.5 | 74.5 | 0 | 0 | 0 | 0 | 2 | 2 | 0 | 0 |
| 2015 | Buffalo | 15 | 15 | 19 | 15 | 4 | 5.0 | 28.0 | 0 | 0 | 0 | 0 | 0 | 0 | 0 | 0 |
| 2016 | Miami | 8 | 5 | 10 | 8 | 2 | 1.0 | 5.0 | 0 | 0 | 0 | 0 | 1 | 0 | 0 | 0 |
| NFL TOTALS | | 153 | 150 | 396 | 316 | 80 | 97.0 | 556.5 | 0 | 0 | 0 | 0 | 21 | 16 | 5 | 38 |

2016 GAME-BY-GAME STATISTICS

| DATE | OPPONENT | P/S | TCK | SOLO | AST | SK | YDS | INT | YDS | PD | FF | FR |
|-------------|----------------|-----|-----|------|-----|-----|-----|-----|-----|----|----|----|
| 9/11 | at Seattle | 1/1 | 2 | 1 | 1 | 1.0 | 5.0 | 0 | 0 | 0 | 0 | 0 |
| 9/18 | at New England | 1/1 | 1 | 1 | 0 | 0.0 | 0.0 | 0 | 0 | 0 | 0 | 0 |
| 9/25 | CLEVELAND | 1/1 | 1 | 1 | 0 | 0.0 | 0.0 | 0 | 0 | 0 | 0 | 0 |
| 9/29 | at Cincinnati | 1/1 | 3 | 2 | 1 | 0.0 | 0.0 | 0 | 0 | 1 | 0 | 0 |
| 10/9 | TENNESSEE | 1/1 | 0 | 0 | 0 | 0.0 | 0.0 | 0 | 0 | 0 | 0 | 0 |
| 10/16 | PITTSBURGH | 1/0 | 1 | 1 | 0 | 0.0 | 0.0 | 0 | 0 | 0 | 0 | 0 |
| 10/23 | BUFFALO | 1/0 | 2 | 2 | 0 | 0.0 | 0.0 | 0 | 0 | 0 | 0 | 0 |
| 11/6 | N.Y. JETS | 1/0 | 0 | 0 | 0 | 0.0 | 0.0 | 0 | 0 | 0 | 0 | 0 |
| 2016 TOTALS | | 8/5 | 10 | 8 | 2 | 1.0 | 5.0 | 0 | 0 | 1 | 0 | 0 |

SINGLE-GAME HIGHS

CAREER HIGHS

Tackles: 7 four times, last: at Houston (11/4/12)

Sacks: 4.5 vs. Carolina (9/15/13)

Interceptions: -

Passes Defensed: 2 at Washington (9/19/10)

Forced Fumbles: 1 16 times, last: vs. GB (12/14/14)

Fumble Recoveries: 1 five times, last: vs. Jax. (12/2/12)

SEASON HIGHS

Tackles: 3 at Cincinnati (9/29/16)

Sacks: 1 at Seattle (9/11/16)

Interceptions: -

Passes Defensed: 1 at Cincinnati (9/29/16)

Forced Fumbles: -

Fumble Recoveries: -



75 // DE

NICK WILLIAMS

HT: 6-4 // WT: 309 // BORN: 2/21/90
 COLLEGE: SAMFORD '13 // ACQUIRED: WAL., 2016
 NFL: THIRD SEASON // DOLPHINS: FIRST SEASON

- KEY TRANSACTIONS**
- Acquired off waivers by the Dolphins on 10/19/16
 - Originally a seventh-round draft selection (223rd overall) of Pittsburgh in the 2013 NFL Draft

2016 - Inactive Weeks 7-9 ... Acquired off waivers by the Dolphins on 10/19 ... Waived by Kansas City on 10/18 ... Played, but did not record any statistics in Weeks 3 and 6 ... Registered two solo tackles at **Pittsburgh (10/2)** ... Made one solo tackle at **Houston (9/18)** ... Recorded two tackles (one solo) vs. **San Diego (9/11)**.

NICK WILLIAMS' NFL REGULAR SEASON STATISTICS

| YEAR | TEAM | GP | GS | TACKLES | | | | | INTERCEPTIONS | | | | | FUMBLES | | | |
|------------|-------------|----|----|-----------------|------|------|-----|-----|---------------|-----|----|----|----|---------|----|-----|---|
| | | | | TOT | SOLO | ASST | SK | YDS | NO | YDS | LG | TD | PD | FF | FR | YDS | |
| 2013 | Pittsburgh | | | INJURED RESERVE | | | | | | | | | | | | | |
| 2014 | Kansas City | 2 | 0 | 0 | 0 | 0 | 0.0 | 0.0 | 0 | 0 | 0 | 0 | 0 | 0 | 0 | 0 | 0 |
| 2015 | Kansas City | 14 | 0 | 9 | 5 | 4 | 0.0 | 0.0 | 0 | 0 | 0 | 0 | 0 | 0 | 0 | 0 | 0 |
| 2016 | Miami | 5 | 0 | 5 | 4 | 1 | 0.0 | 0.0 | 0 | 0 | 0 | 0 | 0 | 0 | 0 | 0 | 0 |
| NFL TOTALS | | 21 | 0 | 14 | 9 | 5 | 0.0 | 0.0 | 0 | 0 | 0 | 0 | 0 | 0 | 0 | 0 | 0 |

2016 GAME-BY-GAME STATISTICS

| DATE | OPPONENT | P/S | TCK | SOLO | AST | SK | YDS | INT | YDS | PD | FF | FR |
|-------|----------------|-----|-----|------|-----|----|-----|-----|-----|----|----|----|
| 9/11 | at Seattle | | | | | | | | | | | |
| 9/18 | at New England | | | | | | | | | | | |
| 9/25 | CLEVELAND | | | | | | | | | | | |
| 9/29 | at Cincinnati | | | | | | | | | | | |
| 10/9 | TENNESSEE | | | | | | | | | | | |
| 10/16 | PITTSBURGH | | | | | | | | | | | |
| 10/23 | BUFFALO | | | | | | | | | | | |
| 11/6 | N.Y. JETS | | | | | | | | | | | |

2016 TOTALS

SINGLE-GAME HIGHS

| CAREER HIGHS | | SEASON HIGHS | |
|-------------------------|---------------------------|-------------------------|--|
| Tackles: | 3 at Minnesota (10/18/15) | Tackles: | 2 twice, last: at Pittsburgh (10/2/16) |
| Sacks: | – | Sacks: | – |
| Interceptions: | – | Interceptions: | – |
| Passes Defensed: | – | Passes Defensed: | – |
| Forced Fumbles: | – | Forced Fumbles: | – |



79 // T
SAM
YOUNG

HT: 6-8 // WT: 315 // BORN: 6/24/87
COLLEGE: NOTRE DAME '10 // ACQUIRED: FA, 2016
NFL: SEVENTH SEASON // DOLPHINS: FIRST SEASON

KEY TRANSACTIONS

- Signed by the Dolphins as a free agent on 10/11/16
- Originally a sixth-round draft selection (179th overall) of Dallas in the 2010 NFL Draft

2016 - Inactive vs. **N.Y. Jets (11/6)** ... Played 14 snaps as an extra offensive lineman vs. **Buffalo (10/23)** ... Inactive vs. **Pittsburgh (10/16)**.

SAM YOUNG'S NFL REGULAR SEASON STATISTICS

GAMES/STARTS: (Dallas) 2010: 2/0, (Buffalo) 2011: 4/0, 2012: 12/4, (Buffalo/Jacksonville) 2013: 15/0, (Jacksonville) 2014: 9/6, 2015: 16/3, (Miami) 2016: 1/0 **NFL TOTALS: 59/13**






SUPPLEMENTAL BIOS



SUPPLEMENTAL BIOS



56 // LB

DONALD BUTLER

HT: 6-1 // WT: 242 // BORN: 10/17/88
 COLLEGE: WASHINGTON '10 // ACQUIRED: FA, '16
 NFL: SIXTH SEASON // DOLPHINS: FIRST SEASON

PRO CAREER

CAREER TRANSACTIONS: Signed by the Dolphins on Sept. 13, 2016 ... Released by Arizona on Sept. 2, 2016 ... Signed by Arizona on July 27, 2016 ... Released by San Diego on March 3, 2016 ... Originally a third-round selection (79th overall) by San Diego in the 2010 NFL draft.

2016 (Dolphins) - Made one solo tackle vs. N.Y. Jets (11/6) ... Recorded three solo tackles vs. Buffalo (10/23) ... Played vs. Pittsburgh (10/16), but did not record any statistics ... Recorded six tackles (four solo) vs. Tennessee (10/9) ... Registered three tackles (two solo) and two tackles for loss in his first Dolphins start at Cincinnati (9/29) ... Made his Dolphins debut and recorded one assisted tackle vs. Cleveland (9/25) ... Inactive at New England (9/18) ... Signed with the Dolphins on Sept. 13.

2015 (Chargers) - Played in all 16 games with nine starts ... Totaled 40 tackles (24 solo), 0.5 sack, one forced fumble and one fumble recovery ... Started at Mike linebacker and recorded six tackles (four solo) in the season opener vs. Detroit (9/13) ... Matched his season high with six tackles (three solo), including a forced fumble and a fumble recovery, at Cincinnati (9/20) ... Tallied six tackles (five solo) vs. Oakland (10/25).

2014 (Chargers) - Played in 14 games with 13 starts ... Was on injured reserve for the final two games of the season ... Totaled 73 tackles (45 solo), one sack, two passes defended and three fumble recoveries ... Made two solo stops and recovered a fumble in the season opener at Arizona (9/8) ... Recorded nine tackles (four solo) and a half-sack at Buffalo (9/21) ... Recorded a season-high 10 tackles (seven solo) and one fumble recovery in win vs. Jacksonville (9/28) ... Totaled nine tackles (seven solo) and one pass defended at Oakland (10/12) ... Matched his season-high with 10 tackles (five solo) vs. Kansas City (10/19) ... Made three solo stops and had one fumble recovery and one pass defended vs. Oakland (11/16) ... Placed on injured reserve on Dec. 16.

2013 (Chargers) - Played in 13 games with 12 starts ... Inactive for three games due to injury ... Also started two postseason games and made 17 stops (13 solo) with one interception, one forced fumble and one pass defended in the playoffs ... Totaled 84 tackles (71 solo), 0.5 sack, one interceptions, one fumble recovery and four passes defended in the regular season ... Elected team captain ... Tallied a season-high 13 tackles (nine solo) and a half-sack in the season opener vs. Houston (9/9) ... Recovered a fumble and posted seven solo tackles vs. Denver (11/10) ... Recorded 10 tackles (nine solo) vs. Cincinnati (12/1) ... Intercepted QB Eli

Manning and returned it 30 yards vs. N.Y. Giants (12/8) ... Had 10 tackles (nine solo), three tackles for loss and a pass defended in an overtime victory vs. Kansas City (12/29) ... Totaled 12 tackles (nine solo) with two tackles for loss and a touchdown-saving forced fumble in the AFC Wild Card game at Cincinnati (1/5/14) ... Made five stops (four solo) and intercepted QB Peyton Manning in the AFC Divisional game at Denver (1/12/14).

2012 (Chargers) - Played in and started 12 games ... Was inactive for four games due to injury ... Totaled 78 tackles (50 solo), three sacks, one interception, four passes defended and two forced fumbles ... Recorded a season-high 12 tackles (eight solo) and one tackle for loss vs. Atlanta (9/23) ... Earned AFC Defensive Player of the Week honors after he made six stops (four solo), 0.5 sack, and returned an interception for a 21-yard touchdown at Kansas City (9/30) ... Also intercepted a botched PAT in the Chiefs game ... Tallied 10 tackles (nine solo), one forced fumble and one pass defended vs. Kansas City (11/1) ... Recorded eight tackles (seven solo) and one forced fumble at Denver (11/18) ... Had five tackles (two solo) and one sack at N.Y. Jets (12/23).

2011 (Chargers) - Started all 16 games ... Totaled 95 tackles (77 solo), two sacks, one interception, two passes defended, two forced fumbles and one fumble recovery ... Started in his first NFL game and recorded six tackles (five solo) and one tackle for loss vs. Minnesota (9/11) ... Tallied his first career sack and nine tackles (six solo) at New England (9/18) ... Posted his first career interception, along with four solo tackles, at Denver (10/9) ... Had six solo stops, including three for loss, vs. Denver (11/27).

2010 (Chargers) - Placed on injured reserve on Aug. 31 and missed his entire rookie season.

COLLEGE

Four-year letterman (2006-09) at Washington ... Played in 42 career games with 27 starts ... Recorded career totals of 239 tackles (159 solo), 26.5 tackles for loss, three sacks, seven passes defended, five forced fumbles and one fumble recovery ... Started all 12 games as a senior in 2009 ... Totaled 94 tackles (72 solo), 15.5 tackles for loss, three forced fumbles, two interceptions and a fumble recovery ... His 94 tackles led the team and ranked No. 3 in the Pac-10 ... Earned honorable mention All-America, second-team All-Pac-10 and Defensive Player of the Year honors ... Elected team co-captain ... Played in all 12 games with 11 starts as a junior in 2008 ... Earned the team's Most Improved Player on Defense award ... Started four games as a sophomore in 2007 ... Played in 10 games as a true freshman in 2006 ... Named team's Most Outstanding Freshman on defense ... Majored in construction management and business.

PERSONAL

Attended Del Campo High School in Sacramento, Calif. ... Rushed for 762 yards on 82 carries (9.3 avg.) and scored 16 touchdowns as a senior in 2005 ... Totaled 1,504 rushing yards and 22 touchdowns as a junior in 2004 ... Born Oct. 17, 1988.



SUPPLEMENTAL BIOS

DONALD BUTLER'S NFL STATS

| YEAR | TEAM | GP | GS | TACK | SK | INT | PD | FF | FR |
|-------------------|-----------|-----------|-----------|------------|------------|----------|-----------|----------|----------|
| 2011 | San Diego | 16 | 16 | 95 | 2.0 | 1 | 2 | 2 | 1 |
| 2012 | San Diego | 12 | 12 | 78 | 3.0 | 1 | 4 | 2 | 0 |
| 2013 | San Diego | 13 | 12 | 84 | 0.5 | 1 | 4 | 0 | 1 |
| 2014 | San Diego | 14 | 13 | 73 | 1.0 | 0 | 2 | 0 | 3 |
| 2015 | San Diego | 16 | 9 | 40 | 0.5 | 0 | 0 | 1 | 1 |
| 2016 | Miami | 6 | 2 | 14 | 0.0 | 0 | 0 | 0 | 0 |
| NFL TOTALS | | 77 | 64 | 384 | 7.0 | 3 | 12 | 5 | 6 |



96 // DT
LEON ORR

HT: 6-5 // WT: 320 // BORN: 2/11/92
COLLEGE: FLORIDA '15 // ACQUIRED: FA, '16
NFL: FIRST SEASON // DOLPHINS: FIRST SEASON

PRO CAREER

CAREER TRANSACTIONS: Signed to the Dolphins' active roster on Oct. 12, 2016 ... Signed to the Dolphins' practice squad on Sept. 20, 2016 ... Waived by Oakland on Aug. 29, 2016 ... Signed to Oakland's active roster on Dec. 12, 2015 ... Signed to Oakland's practice squad on Sept. 8, 2015 ... Waived by Oakland on Sept. 5, 2015 ... Originally signed by Oakland as an undrafted college free agent on May 8, 2015.

2016 (Dolphins) - Played, but did not record any statistics in Weeks 6-9 ... Signed to the Dolphins' active roster on Oct. 12 ... Signed to the Dolphins' practice squad on Sept. 20 after spending the offseason and training camp with Oakland.

2015 (Raiders) - Played in three games ... Inactive for one game ... Spent the first 12 weeks of the season on Oakland's practice squad before being signed to the active roster on Dec. 12 ... Made his NFL debut and had one solo tackle at Denver (12/13) ... Totaled one assisted stop and one pass defended vs. San Diego (12/24) ... Played in the season finale, but did not record any statistics at Kansas City (1/3/16).

COLLEGE


Four-year letterman at Florida (2011-14) ... Played in 39 games with 10 career starts ... Recorded career totals of 62 tackles (31 solo), 4.5 sacks, 13 tackles for loss, one pass defended, two fumble recoveries and one forced fumble ... Played in five games with two starts as a senior in 2014 ... Recorded 16 tackles (three solo), two sacks and one forced fumble ... Played in 12 games with eight starts as a junior in 2013 ... Totaled 21 tackles (16 solo), 4.5 tackles for loss, 2.5 sacks and two fumble recoveries ... Played in eight games as a sophomore in 2012 ... Registered 15 tackles (eight solo), 5.5 tackles for loss and one sack ... Played in 13 games as a redshirt freshman in 2011 ... Posted 10 tackles (four solo) and one sack ... Redshirted in 2010.

PERSONAL

Attended Gulf High School in New Port Richey, Fla. ... Played defensive line and tight end in high school ... Born Feb. 11, 1992.

LEON ORR'S NFL STATS

| YEAR | TEAM | GP | GS | TACK | SK | INT | PD | FF | FR |
|-------------------|---------|----------|----------|----------|------------|----------|----------|----------|----------|
| 2015 | Oakland | 3 | 0 | 2 | 0.0 | 0 | 1 | 0 | 0 |
| 2016 | Miami | 3 | 0 | 0 | 0.0 | 0 | 0 | 0 | 0 |
| NFL TOTALS | | 6 | 0 | 2 | 0.0 | 0 | 1 | 0 | 0 |



30 // S
BACARRI RAMBO

HT: 6-0 // WT: 211 // BORN: 6/27/90
COLLEGE: GEORGIA '13 // ACQUIRED: FA, '16
NFL: FOURTH SEASON // DOLPHINS: FIRST SEASON

PRO CAREER

CAREER TRANSACTIONS: Signed by the Dolphins on Oct. 26, 2016 ... Signed by Buffalo on Nov. 17, 2014 ... Waived by Washington on Sept. 16, 2014 ... Originally a sixth-round selection (191st overall) by Washington in the 2013 NFL draft.

2016 (Dolphins) - Made Dolphins debut vs. N.Y. Jets (11/6) ... Recorded one solo tackle ... Signed by the Dolphins on Oct. 26, 2016.

2015 (Bills) - Played in 15 games with eight starts ... Inactive for one contest ... Totaled 58 tackles (44 solo), one sack, one interception, six passes defended, two forced fumbles and one fumble recovery ... Recorded five total tackles (four solo) in a season-opening win vs. Indianapolis (9/13) ... Tallied seven tackles (six solo) at Miami (9/27) ... Intercepted QB Ryan Fitzpatrick, forced two fumbles and recovered a fumble in win at N.Y. Jets (11/12) ... Totaled a season-high eight tackles (six solo) at New England (11/23) ... Made six stops (four solo) and had three passes defended vs. Houston (12/6).

2014 (Redskins/Bills) - Played six total games ... Inactive for two contests ... Totaled four tackles (two solo), two interceptions and two passes defended ... Began the season with Washington and played in two games for the Redskins ... Totaled two tackles (one solo) in the season opener at Houston (9/7) ... Waived by Washington on Sept. 16 ... Signed by Buffalo on Nov. 17, 2014 and played in four games for the Bills ... Recorded two tackles (one solo) and two interceptions vs. Green Bay (12/14).

2013 (Redskins) - Played in 11 games with three starts ... Did not play one game ... Inactive for four contests ... Totaled 38 tackles (29 solo) and one sack ... Started at free safety and made his NFL debut, recording 10 tackles (six solo) and his first career sack vs.



SUPPLEMENTAL BIOS

Philadelphia (9/9) ... Tallied eight tackles (seven solo) at Green Bay (9/15) ... Made nine stops (eight solo) and one tackle for loss at Denver (10/27).

COLLEGE


Four-year letterman and three-year starter at Georgia (2009-12) ... Played in 47 career games with 36 starts ... Recorded career totals of 235 tackles (157 solo), one sack, 16 interceptions, 18 pass breakups, six forced fumbles and two fumble recoveries ... His 16 career interceptions are tied for the school record with Miami Dolphins Honor Roll member Jake Scott ... Played and started 10 games as a senior in 2012 ... Totaled 73 tackles (47 solo), one sack, three interceptions, three forced fumbles and one fumble recovery ... Earn second team All-SEC honors from Phil Steele ... Started all 13 games as a junior in 2011 ... Recorded 55 tackles (34 solo), eight interceptions, eight pass breakups and one fumble recovery ... Earned first-team All-American honors by Associated Press, Yahoo! Sports and Rivals.com ... Named first-team All-SEC by AP, ESPN.com and the league's coaches ... His eight interceptions were second in the NCAA and led the SEC ... Ranked No. 2 in the SEC with 16 passes defended ... Started all 13 games as a sophomore in 2010 ... Totaled 82 stops (56 solo), three interceptions and three forced fumbles ... Earned third-team All-SEC honors by Phil Steele ... Named the team's Most Improved Player on defense ... Played in 11 games as a redshirt freshman in 2009 ... Totaled 25 tackles (20 solo), two interceptions and five pass breakups ... Named the team's Newcomer of the Year on defense ... Redshirted in 2008 ... Majored in consumer economics.

PERSONAL

Attended Seminole High School in Donalsonville, Ga. ... Recorded 110 rushing attempts for 692 yards (6.3 avg.) and 17 touchdowns and completed 34-of-75 passes (45.3 pct.) for 615 yards and four touchdowns as a senior in 2007 ... Also recorded 65 tackles and two interceptions, one of which was returned for a touchdown ... Rushed for 1,186 yards and 21 touchdowns and passed for 488 yards and seven touchdowns as a junior in 2006 ... Also recorded 58 tackles, four interceptions and recovered five fumbles on defense ... First name is pronounced Buh-CARR-ee ... Born June 27, 1990.

BACARRI RAMBO'S NFL STATS

| YEAR | TEAM | GP | GS | TACK | SK | INT | PD | FF | FR |
|-------------------|-------|-----------|-----------|------------|------------|----------|----------|----------|----------|
| 2013 | Was. | 11 | 3 | 38 | 1.0 | 0 | 0 | 0 | 0 |
| 2014 | Was. | 2 | 0 | 2 | 0.0 | 0 | 0 | 0 | 0 |
| | Buf. | 4 | 0 | 2 | 0.0 | 2 | 2 | 0 | 0 |
| 2015 | Buf. | 15 | 8 | 58 | 1.0 | 1 | 6 | 2 | 1 |
| 2016 | Miami | 1 | 0 | 1 | 0.0 | 0 | 0 | 0 | 0 |
| NFL TOTALS | | 33 | 11 | 101 | 2.0 | 3 | 8 | 2 | 1 |



75 // DE

NICK WILLIAMS

HT: 6-4 // WT: 309 // BORN: 2/21/90
 COLLEGE: SAMFORD '13 // ACQUIRED: WAL, '16 (K.C.)
 NFL: THIRD SEASON // DOLPHINS: FIRST SEASON

PRO CAREER

CAREER TRANSACTIONS: Awarded off waivers to the Dolphins on Oct. 19, 2016 ... Waived by Kansas City on Oct. 18, 2016 ... Signed by Kansas City on Nov. 24, 2014 ... Signed to Pittsburgh's practice squad on Aug. 31, 2014 ... Waived by Pittsburgh on Aug. 30, 2014 ... Originally a seventh-round selection (223rd overall) by Pittsburgh in the 2013 NFL draft.

2016 (Chiefs/Dolphins) - Inactive Weeks 7-9 ... Awarded off waivers to the Dolphins from Kansas City on Oct. 19 ... Played in five games with the Kansas City Chiefs before being waived on Oct. 18 ... Totaled two tackles (one solo) in the season opener vs. San Diego (9/11) ... Made one solo stop at Houston (9/18) ... Recorded two solo tackles at Pittsburgh (10/2).

2015 (Chiefs) - Played in 14 contests ... Did not play in two games ... Totaled nine tackles (five solo) ... Made his first career tackle vs. Denver (9/17) ... Recorded two tackles (one solo) at Cincinnati (10/4) ... Tallied three stops (two solo) at Minnesota (10/18) ... Made two tackles (one solo) at Baltimore (12/20).

2014 (Chiefs) - Played in two games ... Inactive for three contests ... Signed to the active roster on Nov. 24 ... Spent the remainder of the season on Kansas City's practice squad ... Did not record any statistics ... Made his NFL debut at Arizona (Dec. 17) ... Also played vs. Oakland (12/14).

2013 (Steelers) - Missed the entire season due to injury ... Placed on injured reserve on Aug. 25.

COLLEGE

Four-year letterman and two-year starter at Samford (2009-12) ... Played in 40 career games ... Recorded 66 career tackles ... Started all 11 games as a senior in 2012 ... Totaled 31 tackles, eight tackles for loss, six sacks and one blocked kick ... Started all 11 games as a junior in 2011 ... Totaled 23 tackles (17 solo) and three tackles for loss ... Played in all 11 games as a sophomore in 2010 ... Totaled nine tackles (four solo) and one forced fumble ... Played in seven games as a redshirt freshman in 2009 ... Totaled three solo tackles ... Redshirted in 2008 ... Majored in public administration.



SUPPLEMENTAL BIOS

PERSONAL

Attended Minor High School in Birmingham, Ala. ... Totaled 25 tackles, two interceptions, one fumble recovery and one touchdown as a defensive lineman ... Also played offensive line ... Only played one year of high school football ... Born Feb. 21, 1990.

NICK WILLIAMS' NFL STATS

| YEAR | TEAM | GP | GS | TACK | SK | INT | PD | FF | FR |
|-------------------|-------|-----------|----------|-----------|------------|----------|----------|----------|----------|
| 2014 | KC | 2 | 0 | 0 | 0.0 | 0 | 0 | 0 | 0 |
| 2015 | KC | 14 | 0 | 9 | 0.0 | 0 | 0 | 0 | 0 |
| 2016 | KC | 5 | 0 | 5 | 0.0 | 0 | 0 | 0 | 0 |
| | Miami | 0 | 0 | 0 | 0.0 | 0 | 0 | 0 | 0 |
| NFL TOTALS | | 21 | 0 | 14 | 0.0 | 0 | 0 | 0 | 0 |





SUPPLEMENTAL STATS



2016 MIAMI DOLPHINS REGULAR SEASON STATISTICS

MIAMI DOLPHINS / WEEK 9 / THROUGH MONDAY, NOVEMBER 7, 2016

WON 4, LOST 4

| | | |
|-------|------------|------------------|
| 09/11 | L 10-12 | at Seattle |
| 09/18 | L 24-31 | at New England |
| 09/25 | W 30-24 OT | Cleveland |
| 09/29 | L 7-22 | at Cincinnati |
| 10/09 | L 17-30 | Tennessee |
| 10/16 | W 30-15 | Pittsburgh |
| 10/23 | W 28-25 | Buffalo |
| 11/06 | W 27-23 | New York Jets |
| 11/13 | | at San Diego |
| 11/20 | | at Los Angeles |
| 11/27 | | San Francisco |
| 12/04 | | at Baltimore |
| 12/11 | | Arizona |
| 12/17 | | at New York Jets |
| 12/24 | | at Buffalo |
| 01/01 | | New England |

RUSHING

| | | | | | |
|-------|------------|------------|------------|-------------|-----------|
| | No. | Yds | Avg | Long | TD |
| 09/11 | 108 | 646 | 6.0 | 62t | 6 |
| 09/18 | 21 | 93 | 4.4 | 23 | 2 |
| 09/25 | 22 | 75 | 3.4 | 17 | 1 |
| 09/29 | 15 | 68 | 4.5 | 12 | 1 |
| 10/09 | 22 | 55 | 2.5 | 9 | 0 |
| 10/16 | 8 | 22 | 2.8 | 4 | 0 |
| 10/23 | 3 | 18 | 6.0 | 13 | 0 |
| 11/06 | 1 | 0 | 0.0 | 0 | 0 |
| 11/13 | 200 | 977 | 4.9 | 62t | 10 |
| 11/20 | 239 | 1089 | 4.6 | 60t | 7 |

RECEIVING

| | | | | | |
|-------|------------|------------|------------|-------------|-----------|
| | No. | Yds | Avg | Long | TD |
| 11/27 | 49 | 605 | 12.3 | 42t | 1 |
| 12/11 | 25 | 303 | 12.1 | 50 | 1 |
| 12/17 | 17 | 328 | 19.3 | 74t | 3 |
| 12/24 | 11 | 137 | 12.5 | 58 | 1 |
| 01/01 | 11 | 68 | 6.2 | 11 | 0 |

| | | |
|--------------------------|--------------|-------------|
| | Miami | Opp. |
| TOTAL FIRST DOWNS | 143 | 162 |
| Rushing | 51 | 50 |
| Passing | 79 | 92 |
| Penalty | 13 | 20 |
| 3rd Down: Made/Att | 33/93 | 33/107 |
| 3rd Down Pct. | 35.5 | 30.8 |
| 4th Down: Made/Att | 0/4 | 3/6 |
| 4th Down Pct. | 0.0 | 50.0 |

POSSESSION AVG. **28:00** **32:00**

| | | |
|------------------------|-------------|-------------|
| TOTAL NET YARDS | 2721 | 2901 |
| Avg. Per Game | 340.1 | 362.6 |
| Total Plays | 461 | 527 |
| Avg. Per Play | 5.9 | 5.5 |

NET YARDS RUSHING **977** **1089**

| | | |
|---------------|-------|-------|
| Avg. Per Game | 122.1 | 136.1 |
| Total Rushes | 200 | 239 |

NET YARDS PASSING **1744** **1812**

| | | |
|-------------------|---------|---------|
| Avg. Per Game | 218.0 | 226.5 |
| Sacked/Yards Lost | 19/133 | 19/130 |
| Gross Yards | 1877 | 1942 |
| Att./Completions | 242/156 | 269/169 |
| Completion Pct. | 64.5 | 62.8 |
| Had Intercepted | 7 | 5 |

PUNTS/AVERAGE **40/45.8** **39/40.5**

NET PUNTING AVG. **40/40.4** **39/35.1**

PENALTIES/YARDS **61/604** **61/492**

FUMBLES/BALL LOST **10/4** **13/3**

TOUCHDOWNS **20** **19**

| | | |
|---------|----|----|
| Rushing | 10 | 7 |
| Passing | 8 | 11 |
| Returns | 2 | 1 |

SCORE BY PERIODS

| | | | | | | |
|-----------|-----------|-----------|-----------|-----------|-----------|------------|
| | Q1 | Q2 | Q3 | Q4 | OT | PTS |
| TEAM | 27 | 46 | 38 | 56 | 6 | 173 |
| OPPONENTS | 55 | 56 | 20 | 51 | 0 | 182 |

SCORING

| | | | | | | | | |
|-------------|-----------|-----------|-----------|-----------|--------------|-----------|----------|------------|
| | TD | Ru | Pa | Rt | K-PAT | FG | S | PTS |
| Franks | 0 | 0 | 0 | 0 | 18/18 | 11/14 | 0 | 51 |
| Ajayi | 6 | 6 | 0 | 0 | | | 0 | 36 |
| Stills | 3 | 0 | 3 | 0 | | | 0 | 18 |
| D. Williams | 3 | 2 | 1 | 0 | | | 0 | 18 |
| Drake | 2 | 1 | 0 | 1 | | | 0 | 12 |
| Landry | 1 | 0 | 1 | 0 | | | 0 | 8 |
| Cameron | 1 | 0 | 1 | 0 | | | 0 | 6 |
| Grant | 1 | 0 | 0 | 1 | | | 0 | 6 |
| D. Jones | 1 | 0 | 1 | 0 | | | 0 | 6 |
| Parker | 1 | 0 | 1 | 0 | | | 0 | 6 |
| Tannehill | 1 | 1 | 0 | 0 | | | 0 | 6 |
| TEAM | 20 | 10 | 8 | 2 | 18/18 | 11/14 | 0 | 173 |
| OPPONENTS | 19 | 7 | 11 | 1 | 14/16 | 16/20 | 0 | 182 |

2-Pt Conv: Landry, TM 1-1, OPP 3-3

SACKS: Wake 5, Suh 4.5, Branch 3, J. Jones 2.5, McCain 1, M. Thomas 1, M. Williams 1, R. Jones 0.5, Phillips 0.5, TM 19, OPP 19

FUM/LOST: Tannehill 4/2, Ajayi 2/1, Darr 2/0, Foster 1/0, Landry 1/1

| | | | | | |
|-------|------------|------------|------------|-------------|-----------|
| | No. | Yds | Avg | Long | TD |
| 09/11 | 8 | 94 | 11.8 | 21 | 0 |
| 09/18 | 8 | 60 | 7.5 | 13 | 1 |
| 09/25 | 7 | 39 | 5.6 | 9 | 0 |
| 09/29 | 6 | 78 | 13.0 | 50 | 0 |
| 10/09 | 6 | 54 | 9.0 | 24 | 1 |
| 10/16 | 5 | 91 | 18.2 | 53 | 0 |
| 10/23 | 2 | 14 | 7.0 | 12 | 0 |
| 11/06 | 1 | 6 | 6.0 | 6 | 0 |
| 11/13 | 156 | 1877 | 12.0 | 74t | 8 |
| 11/20 | 169 | 1942 | 11.5 | 67t | 11 |

INTERCEPTIONS

| | | | | | |
|-------|------------|------------|------------|-------------|-----------|
| | No. | Yds | Avg | Long | TD |
| 09/11 | 2 | 16 | 8.0 | 9 | 0 |
| 09/18 | 1 | 17 | 17.0 | 17 | 0 |
| 09/25 | 1 | 17 | 17.0 | 17 | 0 |
| 09/29 | 1 | 1 | 1.0 | 1 | 0 |
| 10/09 | 1 | 0 | 0.0 | 0 | 0 |
| 10/16 | 5 | 50 | 10.0 | 17 | 0 |
| 10/23 | 7 | 53 | 7.6 | 27t | 1 |

PUNTING

| | | | | | | | | |
|-------|------------|------------|------------|------------|-----------|-----------|-----------|----------|
| | No. | Yds | Avg | Net | TB | In | Lg | B |
| 09/11 | 40 | 1833 | 45.8 | 40.4 | 3 | 15 | 66 | 0 |
| 09/18 | 40 | 1833 | 45.8 | 40.4 | 3 | 15 | 66 | 0 |
| 09/25 | 39 | 1580 | 40.5 | 35.1 | 0 | 14 | 57 | 0 |

PUNT RETURNS

| | | | | | | |
|-------|------------|-----------|------------|------------|-------------|-----------|
| | Ret | FC | Yds | Avg | Long | TD |
| 09/11 | 12 | 1 | 132 | 11.0 | 74t | 1 |
| 09/18 | 7 | 8 | 78 | 11.1 | 16 | 0 |
| 09/25 | 19 | 9 | 210 | 11.1 | 74t | 1 |
| 09/29 | 17 | 14 | 156 | 9.2 | 30 | 0 |

KICKOFF RETURNS

| | | | | | |
|-------|------------|------------|------------|-------------|-----------|
| | No. | Yds | Avg | Long | TD |
| 09/11 | 10 | 252 | 25.2 | 45 | 0 |
| 09/18 | 4 | 155 | 38.8 | 96t | 1 |
| 09/25 | 2 | 32 | 16.0 | 17 | 0 |
| 09/29 | 16 | 439 | 27.4 | 96t | 1 |
| 10/09 | 14 | 267 | 19.1 | 25 | 0 |

FIELD GOALS

| | | | | | |
|-------|-------------|--------------|--------------|--------------|------------|
| | 1-19 | 20-29 | 30-39 | 40-49 | 50+ |
| 09/11 | 0/0 | 4/6 | 6/6 | 1/1 | 0/1 |
| 09/18 | 0/0 | 4/6 | 6/6 | 1/1 | 0/1 |
| 09/25 | 0/0 | 4/6 | 6/6 | 1/1 | 0/1 |
| 09/29 | 0/0 | 6/6 | 4/5 | 6/9 | 0/0 |
| 10/09 | 0/0 | 6/6 | 4/5 | 6/9 | 0/0 |
| 10/16 | 0/0 | 6/6 | 4/5 | 6/9 | 0/0 |
| 10/23 | 0/0 | 6/6 | 4/5 | 6/9 | 0/0 |
| 11/06 | 0/0 | 6/6 | 4/5 | 6/9 | 0/0 |
| 11/13 | 0/0 | 6/6 | 4/5 | 6/9 | 0/0 |
| 11/20 | 0/0 | 6/6 | 4/5 | 6/9 | 0/0 |
| 11/27 | 0/0 | 6/6 | 4/5 | 6/9 | 0/0 |
| 12/04 | 0/0 | 6/6 | 4/5 | 6/9 | 0/0 |
| 12/11 | 0/0 | 6/6 | 4/5 | 6/9 | 0/0 |
| 12/17 | 0/0 | 6/6 | 4/5 | 6/9 | 0/0 |
| 12/24 | 0/0 | 6/6 | 4/5 | 6/9 | 0/0 |
| 01/01 | 0/0 | 6/6 | 4/5 | 6/9 | 0/0 |

| | | | | | | | | | | | | |
|-----------|------------|------------|------------|-------------|----------------|-----------|------------|------------|-------------|-------------|------------------|---------------|
| | Att | Cmp | Yds | Cmp% | Yds/Att | TD | TD% | Int | Int% | Long | Sack/Lost | Rating |
| Tannehill | 241 | 156 | 1877 | 64.7 | 7.79 | 8 | 3.3 | 7 | 2.9 | 74t | 19/133 | 87.4 |
| Landry | | 1 | 0 | 0.0 | 0.00 | 0 | 0.0 | 0 | 0.0 | --- | 0/0 | 39.6 |
| TEAM | 242 | 156 | 1877 | 64.5 | 7.76 | 8 | 3.3 | 7 | 2.9 | 74t | 19/133 | 87.1 |
| OPPONENTS | 269 | 169 | 1942 | 62.8 | 7.22 | 11 | 4.1 | 5 | 1.9 | 67t | 19/130 | 90.4 |



2016 MIAMI DOLPHINS INDIVIDUAL DEFENSIVE STATISTICS

| PLAYER | GP | SOLO | ASST | TOT | SACKS | YDS | TFL | QBH | INT | PD | FF | FR |
|-----------------|----|------------|------------|------------|-------------|--------------|-----------|-----------|----------|-----------|----------|----------|
| K. Alonso | 8 | 39 | 28 | 67 | 0.0 | 0.0 | 4 | 3 | 0 | 2 | 0 | 2 |
| R. Jones | 6 | 31 | 20 | 51 | 0.5 | 0.5 | 4 | 0 | 1 | 4 | 0 | 0 |
| I. Abdul-Quddus | 8 | 21 | 17 | 38 | 0.0 | 0.0 | 1 | 2 | 2 | 4 | 0 | 0 |
| N. Suh | 8 | 20 | 17 | 37 | 4.5 | 34.5 | 5 | 10 | 0 | 2 | 0 | 0 |
| B. Maxwell | 7 | 23 | 8 | 31 | 0.0 | 0.0 | 0 | 0 | 0 | 8 | 2 | 0 |
| X. Howard | 4 | 19 | 9 | 28 | 0.0 | 0.0 | 0 | 0 | 0 | 2 | 1 | 0 |
| T. Lippett | 8 | 17 | 8 | 25 | 0.0 | 0.0 | 0 | 0 | 0 | 2 | 0 | 0 |
| K. Misi | 3 | 11 | 11 | 22 | 0.0 | 0.0 | 0 | 0 | 0 | 0 | 0 | 0 |
| J. Jenkins | 6 | 10 | 10 | 20 | 0.0 | 0.0 | 2 | 0 | 0 | 1 | 0 | 0 |
| N. Hewitt | 8 | 13 | 7 | 20 | 0.0 | 0.0 | 1 | 0 | 0 | 0 | 0 | 0 |
| A. Branch | 8 | 10 | 10 | 20 | 3.0 | 21.5 | 1 | 5 | 0 | 0 | 1 | 0 |
| J. Jones | 8 | 11 | 8 | 19 | 2.5 | 12.0 | 2 | 8 | 0 | 1 | 0 | 1 |
| B. McCain | 8 | 14 | 4 | 18 | 1.0 | 11.0 | 2 | 1 | 1 | 2 | 1 | 0 |
| M. Thomas | 8 | 11 | 5 | 16 | 1.0 | 14.0 | 1 | 2 | 0 | 0 | 1 | 0 |
| D. Butler | 6 | 10 | 4 | 14 | 0.0 | 0.0 | 2 | 0 | 0 | 0 | 0 | 0 |
| J. Phillips | 8 | 4 | 8 | 12 | 0.5 | 0.0 | 1 | 2 | 1 | 1 | 0 | 0 |
| C. Wake | 8 | 9 | 3 | 12 | 5.0 | 31.5 | 1 | 8 | 0 | 0 | 3 | 0 |
| S. Paysinger | 7 | 10 | 1 | 11 | 0.0 | 0.0 | 0 | 2 | 0 | 1 | 0 | 0 |
| M. Williams | 8 | 8 | 2 | 10 | 1.0 | 5.0 | 4 | 4 | 0 | 1 | 0 | 0 |
| J. Warmesley | 5 | 4 | 4 | 8 | 0.0 | 0.0 | 0 | 1 | 0 | 0 | 0 | 0 |
| C. Jones | 6 | 4 | 2 | 6 | 0.0 | 0.0 | 1 | 1 | 0 | 0 | 0 | 0 |
| T. Fede | 3 | 2 | 2 | 4 | 0.0 | 0.0 | 0 | 0 | 0 | 0 | 0 | 0 |
| C. Chekwa | 3 | 2 | 0 | 2 | 0.0 | 0.0 | 0 | 0 | 0 | 0 | 0 | 0 |
| B. Rambo | 1 | 1 | 0 | 1 | 0.0 | 0.0 | 0 | 0 | 0 | 0 | 0 | 0 |
| E. Mitchell | 1 | 0 | 1 | 1 | 0.0 | 0.0 | 0 | 0 | 0 | 0 | 0 | 0 |
| TOTALS | | 304 | 189 | 493 | 19.0 | 130.0 | 32 | 49 | 5 | 31 | 9 | 3 |

NOTE: Special teams and miscellaneous tackles/fumbles not included above

DEFENSIVE TOUCHDOWNS: None.

MISCELLANEOUS TACKLES: K. Stills - 3, J. Ajayi - 1, J. Cameron - 1, K. Drake - 1, J. James - 1, J. Landry - 1, D. Parker - 1.

MISCELLANEOUS FORCED FUMBLES: None.

MISCELLANEOUS FUMBLE RECOVERIES: J. Ajayi - 1, M. Darr - 1, J. James - 1, S. Paysinger - 1, R. Tannehill - 1.



GAME-BY-GAME TEAM STATS

| 2016 MIAMI DOLPHINS GAME-BY-GAME STATISTICS | | | | | | | | | | | | | | | | | | | |
|---|------------|------------|-----------|----------|-------------|-----------|-----------|-----------|-----------|-----------|----------|----------|-------------|------------|-------------|-----------|-----------|------------|--------------|
| GAME | SCORE | | | | FIRST DOWNS | | | | 3RD DOWN | | 4TH DOWN | | NET YARDS | | | | | | |
| | PTS | OPP | DIFF | OT | TOT | RUSH | PASS | PEN | CON | ATT | CON | ATT | TOT | RUSH | PASS | TO | PEN | YDS | TOP |
| at Seattle | 10 | 12 | -2 | 0 | 11 | 3 | 7 | 1 | 3 | 14 | 0 | 1 | 214 | 64 | 150 | 0 | 4 | 40 | 25:28 |
| at New England | 24 | 31 | -7 | 0 | 23 | 2 | 19 | 2 | 5 | 10 | 0 | 1 | 457 | 70 | 387 | 4 | 5 | 49 | 23:14 |
| CLEVELAND | 30 | 24 | 6 | OT | 23 | 6 | 15 | 2 | 2 | 10 | 0 | 0 | 426 | 115 | 311 | 3 | 8 | 67 | 29:12 |
| at Cincinnati | 7 | 22 | -15 | 0 | 8 | 3 | 5 | 0 | 2 | 11 | 0 | 1 | 222 | 62 | 160 | 2 | 7 | 68 | 21:58 |
| TENNESSEE | 17 | 30 | -13 | 0 | 8 | 3 | 5 | 0 | 4 | 11 | 0 | 0 | 200 | 51 | 149 | 2 | 8 | 83 | 23:16 |
| PITTSBURGH | 30 | 15 | 15 | 0 | 24 | 12 | 10 | 2 | 7 | 14 | 0 | 0 | 474 | 222 | 252 | 0 | 8 | 95 | 36:30 |
| BUFFALO | 28 | 25 | 3 | 0 | 26 | 15 | 9 | 2 | 5 | 12 | 0 | 0 | 454 | 256 | 198 | 0 | 13 | 116 | 37:02 |
| N.Y. JETS | 27 | 23 | 4 | 0 | 20 | 7 | 9 | 4 | 5 | 11 | 0 | 1 | 274 | 137 | 137 | 0 | 8 | 86 | 30:22 |
| at San Diego | | | | | | | | | | | | | | | | | | | |
| at Los Angeles | | | | | | | | | | | | | | | | | | | |
| SAN FRANCISCO | | | | | | | | | | | | | | | | | | | |
| at Baltimore | | | | | | | | | | | | | | | | | | | |
| ARIZONA | | | | | | | | | | | | | | | | | | | |
| at N.Y. Jets | | | | | | | | | | | | | | | | | | | |
| at Buffalo | | | | | | | | | | | | | | | | | | | |
| NEW ENGLAND | | | | | | | | | | | | | | | | | | | |
| TOTALS | 173 | 182 | -9 | 1 | 143 | 51 | 79 | 13 | 33 | 93 | 0 | 4 | 2721 | 977 | 1744 | 11 | 61 | 604 | 28:00 |

| 2016 OPPONENTS GAME-BY-GAME STATISTICS | | | | | | | | | | | | | | | | | | | |
|--|------------|------------|----------|----------|-------------|-----------|-----------|-----------|-----------|------------|----------|----------|-------------|-------------|-------------|----------|-----------|------------|--------------|
| GAME | SCORE | | | | FIRST DOWNS | | | | 3RD DOWN | | 4TH DOWN | | NET YARDS | | | | | | |
| | PTS | OPP | DIFF | OT | TOT | RUSH | PASS | PEN | CON | ATT | CON | ATT | TOT | RUSH | PASS | TO | PEN | YDS | TOP |
| at Seattle | 12 | 10 | 2 | 0 | 21 | 4 | 16 | 1 | 5 | 16 | 2 | 3 | 352 | 112 | 240 | 2 | 8 | 69 | 34:32 |
| at New England | 31 | 24 | 7 | 0 | 29 | 11 | 15 | 3 | 7 | 14 | 0 | 0 | 463 | 161 | 302 | 1 | 7 | 65 | 36:46 |
| CLEVELAND | 24 | 30 | -6 | OT | 21 | 8 | 10 | 3 | 4 | 15 | 0 | 0 | 430 | 169 | 261 | 1 | 13 | 91 | 37:22 |
| at Cincinnati | 22 | 7 | 15 | 0 | 19 | 4 | 13 | 2 | 3 | 15 | 1 | 1 | 362 | 77 | 285 | 0 | 6 | 40 | 38:02 |
| TENNESSEE | 30 | 17 | 13 | 0 | 23 | 13 | 8 | 2 | 5 | 12 | 0 | 1 | 398 | 235 | 163 | 0 | 5 | 40 | 36:44 |
| PITTSBURGH | 15 | 30 | -15 | 0 | 15 | 3 | 11 | 1 | 3 | 11 | 0 | 1 | 297 | 128 | 169 | 2 | 6 | 65 | 23:30 |
| BUFFALO | 25 | 28 | -3 | 0 | 16 | 4 | 9 | 3 | 3 | 13 | 0 | 0 | 267 | 67 | 200 | 0 | 6 | 45 | 22:58 |
| N.Y. JETS | 23 | 27 | -4 | 0 | 18 | 3 | 10 | 5 | 3 | 11 | 0 | 0 | 332 | 140 | 192 | 2 | 10 | 77 | 29:38 |
| at San Diego | | | | | | | | | | | | | | | | | | | |
| at Los Angeles | | | | | | | | | | | | | | | | | | | |
| SAN FRANCISCO | | | | | | | | | | | | | | | | | | | |
| at Baltimore | | | | | | | | | | | | | | | | | | | |
| ARIZONA | | | | | | | | | | | | | | | | | | | |
| at N.Y. Jets | | | | | | | | | | | | | | | | | | | |
| at Buffalo | | | | | | | | | | | | | | | | | | | |
| NEW ENGLAND | | | | | | | | | | | | | | | | | | | |
| TOTALS | 182 | 173 | 9 | 1 | 162 | 50 | 92 | 20 | 33 | 107 | 3 | 6 | 2901 | 1089 | 1812 | 8 | 61 | 492 | 32:00 |



GAME-BY-GAME TEAM DEFENSIVE STATS

| 2016 MIAMI DOLPHINS GAME-BY-GAME TEAM DEFENSIVE STATISTICS | | | | | | | | | | | |
|--|------------|------------|------------|-----------|------------|-----------|-----------|----------|-----------|----------|----------|
| GAME | SOLO | ASST | TOT | SACKS | YDS | TFL | QBH | INT | PD | FF | FR |
| at Seattle | 33 | 52 | 85 | 3 | 18 | 3 | 9 | 1 | 5 | 0 | 1 |
| at New England | 36 | 48 | 84 | 2 | 22 | 5 | 7 | 0 | 2 | 3 | 1 |
| CLEVELAND | 52 | 12 | 64 | 4 | 18 | 7 | 8 | 0 | 5 | 2 | 1 |
| at Cincinnati | 39 | 32 | 71 | 1 | 11 | 7 | 3 | 0 | 6 | 1 | 0 |
| TENNESSEE | 45 | 20 | 65 | 0 | 0 | 2 | 1 | 0 | 0 | 1 | 0 |
| PITTSBURGH | 28 | 12 | 40 | 2 | 20 | 0 | 6 | 2 | 7 | 0 | 0 |
| BUFFALO | 31 | 8 | 39 | 4 | 21 | 5 | 9 | 0 | 1 | 0 | 0 |
| N.Y. JETS | 40 | 5 | 45 | 3 | 20 | 3 | 6 | 2 | 5 | 2 | 0 |
| at San Diego | | | | | | | | | | | |
| at Los Angeles | | | | | | | | | | | |
| SAN FRANCISCO | | | | | | | | | | | |
| at Baltimore | | | | | | | | | | | |
| ARIZONA | | | | | | | | | | | |
| at N.Y. Jets | | | | | | | | | | | |
| at Buffalo | | | | | | | | | | | |
| NEW ENGLAND | | | | | | | | | | | |
| TOTALS | 304 | 189 | 493 | 19 | 130 | 32 | 49 | 5 | 31 | 9 | 3 |

| 2016 MIAMI DOLPHINS TURNOVERS | | | | | | | |
|-------------------------------|-----------|----------|----------|-----------|----------|-----------|-----------|
| GAME | TAKEAWAYS | | | GIVEAWAYS | | | DIFF |
| | INT | FUM | TOTAL | INT | FUM | TOTAL | |
| at Seattle | 1 | 1 | 2 | 0 | 0 | 0 | +2 |
| at New England | 0 | 1 | 1 | 2 | 2 | 4 | -3 |
| CLEVELAND | 0 | 1 | 1 | 2 | 1 | 3 | -2 |
| at Cincinnati | 0 | 0 | 0 | 1 | 1 | 2 | -2 |
| TENNESSEE | 0 | 0 | 0 | 2 | 0 | 2 | -2 |
| PITTSBURGH | 2 | 0 | 2 | 0 | 0 | 0 | +2 |
| BUFFALO | 0 | 0 | 0 | 0 | 0 | 0 | 0 |
| N.Y. JETS | 2 | 0 | 2 | 0 | 0 | 0 | +2 |
| at San Diego | | | | | | | |
| at Los Angeles | | | | | | | |
| SAN FRANCISCO | | | | | | | |
| at Baltimore | | | | | | | |
| ARIZONA | | | | | | | |
| at N.Y. Jets | | | | | | | |
| at Buffalo | | | | | | | |
| NEW ENGLAND | | | | | | | |
| TOTALS | 5 | 3 | 8 | 7 | 4 | 11 | -3 |



SPECIAL TEAMS STATS

| 2016 MIAMI DOLPHINS TEAM SPECIAL TEAMS STATISTICS | | | | | | | | |
|---|-----------|-----------|-----------|----------|----------|----------|----------|----------|
| GAME | SOLO | ASST | TOT | FF | FR | BFG | BPAT | BPNT |
| at Seattle | 2 | 2 | 4 | 0 | 0 | 0 | 1 | 0 |
| at New England | 3 | 2 | 5 | 0 | 0 | 0 | 0 | 0 |
| CLEVELAND | 4 | 0 | 4 | 0 | 0 | 0 | 0 | 0 |
| at Cincinnati | 3 | 2 | 5 | 0 | 0 | 0 | 0 | 0 |
| TENNESSEE | 4 | 2 | 6 | 0 | 0 | 0 | 1 | 0 |
| PITTSBURGH | 3 | 0 | 3 | 0 | 0 | 0 | 0 | 0 |
| BUFFALO | 1 | 6 | 7 | 0 | 0 | 0 | 0 | 0 |
| N.Y. JETS | 3 | 2 | 5 | 0 | 0 | 0 | 0 | 0 |
| at San Diego | | | | | | | | |
| at Los Angeles | | | | | | | | |
| SAN FRANCISCO | | | | | | | | |
| at Baltimore | | | | | | | | |
| ARIZONA | | | | | | | | |
| at N.Y. Jets | | | | | | | | |
| at Buffalo | | | | | | | | |
| NEW ENGLAND | | | | | | | | |
| TOTALS | 23 | 16 | 39 | 0 | 0 | 0 | 2 | 0 |

| 2016 MIAMI DOLPHINS INDIVIDUAL SPECIAL TEAMS STATISTICS | | | | | | | | |
|---|-----------|-----------|-----------|----------|----------|----------|----------|----------|
| PLAYER | SOLO | ASST | TOT | FF | FR | BFG | BPAT | BPNT |
| M. Thomas | 7 | 3 | 10 | 0 | 0 | 0 | 0 | 0 |
| M. Hull | 5 | 3 | 8 | 0 | 0 | 0 | 0 | 0 |
| W. Aikens | 2 | 2 | 4 | 0 | 0 | 0 | 0 | 0 |
| M. Gray | 1 | 2 | 3 | 0 | 0 | 0 | 0 | 0 |
| N. Hewitt | 2 | 1 | 3 | 0 | 0 | 0 | 0 | 0 |
| S. Paysinger | 1 | 1 | 2 | 0 | 0 | 0 | 0 | 0 |
| K. Drake | 1 | 1 | 2 | 0 | 0 | 0 | 0 | 0 |
| J. Lucas | 0 | 2 | 2 | 0 | 0 | 0 | 0 | 0 |
| D. Williams | 1 | 0 | 1 | 0 | 0 | 0 | 0 | 0 |
| I. Abdul-Quddus | 1 | 0 | 1 | 0 | 0 | 0 | 0 | 0 |
| B. McCain | 1 | 0 | 1 | 0 | 0 | 0 | 0 | 0 |
| M. Darr | 1 | 0 | 1 | 0 | 0 | 0 | 0 | 0 |
| C. Chekwa | 0 | 1 | 1 | 0 | 0 | 0 | 0 | 0 |
| C. Jones | 0 | 0 | 0 | 0 | 0 | 0 | 1 | 0 |
| J. Jones | 0 | 0 | 0 | 0 | 0 | 0 | 1 | 0 |
| TOTALS | 22 | 16 | 38 | 0 | 0 | 0 | 2 | 0 |

| 2016 MIAMI DOLPHINS KICKOFF STATISTICS | | | | | | | | | |
|--|----------|-----------|-----------|-------------|--------------|-------------|-----------|------------|-------------|
| PLAYER | GP | KO | TB | PCT | YDS | AVG | RET | RET YDS | AVG START |
| A. Franks | 8 | 37 | 22 | 59.5 | 2,387 | 64.5 | 14 | 267 | 23.9 |
| TOTALS | 8 | 37 | 22 | 59.5 | 2,387 | 64.5 | 14 | 267 | 23.9 |



DRIVE PRODUCTION

| 2016 MIAMI DOLPHINS GAME-BY-GAME DRIVE PRODUCTION | | | | | | | | | | |
|---|-----------|-----------|-----------|-----------|-----------|----------|----------|----------|----------|----------|
| GAME | POSS | TD | FGM | FGA | PUNT | INT | FUM | DWNS | TIME | SAF |
| at Seattle | 12 | 1 | 1 | 2 | 7 | 0 | 0 | 1 | 1 | 0 |
| at New England | 12 | 3 | 1 | 1 | 4 | 2 | 2 | 0 | 0 | 0 |
| CLEVELAND | 15 | 4 | 1 | 1 | 6 | 2 | 1 | 0 | 1 | 0 |
| at Cincinnati | 11 | 1 | 0 | 0 | 7 | 1 | 1 | 1 | 0 | 0 |
| TENNESSEE | 10 | 1 | 1 | 1 | 6 | 2 | 0 | 0 | 0 | 0 |
| PITTSBURGH | 11 | 3 | 3 | 5 | 2 | 0 | 0 | 0 | 1 | 0 |
| BUFFALO | 12 | 3 | 2 | 2 | 5 | 0 | 0 | 0 | 2 | 0 |
| N.Y. JETS | 10 | 2 | 2 | 2 | 3 | 0 | 0 | 1 | 2 | 0 |
| at San Diego | | | | | | | | | | |
| at Los Angeles | | | | | | | | | | |
| SAN FRANCISCO | | | | | | | | | | |
| at Baltimore | | | | | | | | | | |
| ARIZONA | | | | | | | | | | |
| at N.Y. Jets | | | | | | | | | | |
| at Buffalo | | | | | | | | | | |
| NEW ENGLAND | | | | | | | | | | |
| TOTALS | 93 | 18 | 11 | 14 | 40 | 7 | 4 | 3 | 7 | 0 |

| 2016 OPPONENTS GAME-BY-GAME DRIVE PRODUCTION | | | | | | | | | | |
|--|-----------|-----------|-----------|-----------|-----------|----------|----------|----------|----------|----------|
| GAME | POSS | TD | FGM | FGA | PUNT | INT | FUM | DWNS | TIME | SAF |
| at Seattle | 12 | 1 | 2 | 2 | 6 | 1 | 1 | 1 | 0 | 0 |
| at New England | 12 | 4 | 1 | 2 | 4 | 0 | 1 | 0 | 1 | 0 |
| CLEVELAND | 13 | 1 | 3 | 6 | 5 | 0 | 1 | 0 | 0 | 0 |
| at Cincinnati | 12 | 1 | 5 | 5 | 4 | 0 | 0 | 0 | 2 | 0 |
| TENNESSEE | 12 | 4 | 1 | 1 | 5 | 0 | 0 | 1 | 1 | 0 |
| PITTSBURGH | 11 | 2 | 0 | 0 | 5 | 2 | 0 | 1 | 1 | 0 |
| BUFFALO | 11 | 3 | 1 | 1 | 7 | 0 | 0 | 0 | 0 | 0 |
| N.Y. JETS | 10 | 2 | 3 | 3 | 3 | 2 | 0 | 0 | 0 | 0 |
| at San Diego | | | | | | | | | | |
| at Los Angeles | | | | | | | | | | |
| SAN FRANCISCO | | | | | | | | | | |
| at Baltimore | | | | | | | | | | |
| ARIZONA | | | | | | | | | | |
| at N.Y. Jets | | | | | | | | | | |
| at Buffalo | | | | | | | | | | |
| NEW ENGLAND | | | | | | | | | | |
| TOTALS | 93 | 18 | 16 | 20 | 39 | 5 | 3 | 3 | 5 | 0 |



RED ZONE PRODUCTION

| 2016 MIAMI DOLPHINS GAME-BY-GAME RED ZONE PRODUCTION | | | | | | | | | | | |
|--|-----------|-----------|-----------|-----------|----------|----------|----------|----------|-----------|-----------|-----------|
| GAME | POSS | TD | FGM | FGA | INT | FUM | DWNS | TIME | RZ PLAYS | RZ RUSH | RZ PASS |
| at Seattle | 3 | 1 | 0 | 1 | 0 | 0 | 1 | 0 | 8 | 3 | 5 |
| at New England | 3 | 2 | 1 | 1 | 0 | 0 | 0 | 0 | 4 | 2 | 2 |
| CLEVELAND | 3 | 2 | 1 | 1 | 0 | 0 | 0 | 0 | 5 | 2 | 3 |
| at Cincinnati | 0 | 0 | 0 | 0 | 0 | 0 | 0 | 0 | 0 | 0 | 0 |
| TENNESSEE | 2 | 1 | 1 | 1 | 0 | 0 | 0 | 0 | 7 | 5 | 2 |
| PITTSBURGH | 6 | 2 | 3 | 4 | 0 | 0 | 0 | 0 | 19 | 10 | 9 |
| BUFFALO | 4 | 2 | 2 | 2 | 0 | 0 | 0 | 0 | 9 | 7 | 2 |
| N.Y. JETS | 4 | 1 | 2 | 2 | 0 | 0 | 0 | 1 | 8 | 3 | 5 |
| at San Diego | | | | | | | | | | | |
| at Los Angeles | | | | | | | | | | | |
| SAN FRANCISCO | | | | | | | | | | | |
| at Baltimore | | | | | | | | | | | |
| ARIZONA | | | | | | | | | | | |
| at N.Y. Jets | | | | | | | | | | | |
| at Buffalo | | | | | | | | | | | |
| NEW ENGLAND | | | | | | | | | | | |
| TOTALS | 25 | 11 | 10 | 12 | 0 | 0 | 1 | 1 | 60 | 32 | 28 |

| 2016 OPPONENT GAME-BY-GAME RED ZONE PRODUCTION | | | | | | | | | | | |
|--|-----------|-----------|----------|-----------|----------|----------|----------|----------|-----------|-----------|-----------|
| GAME | POSS | TD | FGM | FGA | INT | FUM | DWNS | TIME | RZ PLAYS | RZ RUSH | RZ PASS |
| at Seattle | 2 | 1 | 1 | 1 | 0 | 0 | 0 | 0 | 7 | 2 | 5 |
| at New England | 4 | 3 | 1 | 1 | 0 | 0 | 0 | 0 | 8 | 4 | 4 |
| CLEVELAND | 3 | 1 | 0 | 2 | 0 | 0 | 0 | 0 | 6 | 3 | 3 |
| at Cincinnati | 3 | 1 | 2 | 2 | 0 | 0 | 0 | 0 | 10 | 5 | 5 |
| TENNESSEE | 3 | 3 | 0 | 0 | 0 | 0 | 0 | 0 | 8 | 4 | 4 |
| PITTSBURGH | 0 | 0 | 0 | 0 | 0 | 0 | 0 | 0 | 0 | 0 | 0 |
| BUFFALO | 3 | 2 | 1 | 1 | 0 | 0 | 0 | 0 | 7 | 3 | 4 |
| N.Y. JETS | 5 | 1 | 3 | 3 | 1 | 0 | 0 | 0 | 14 | 4 | 10 |
| at San Diego | | | | | | | | | | | |
| at Los Angeles | | | | | | | | | | | |
| SAN FRANCISCO | | | | | | | | | | | |
| at Baltimore | | | | | | | | | | | |
| ARIZONA | | | | | | | | | | | |
| at N.Y. Jets | | | | | | | | | | | |
| at Buffalo | | | | | | | | | | | |
| NEW ENGLAND | | | | | | | | | | | |
| TOTALS | 23 | 12 | 8 | 10 | 1 | 0 | 0 | 0 | 60 | 25 | 35 |



PENALTIES

| 2016 GAME-BY-GAME PENALTIES | | | | | | |
|-----------------------------|-----------|------------|-----------|-----------|------------|-----------|
| GAME | MIAMI | | | OPPONENTS | | |
| | PEN | YDS | 1DWNS | PEN | YDS | 1DWNS |
| at Seattle | 4 | 40 | 1 | 8 | 69 | 1 |
| at New England | 5 | 49 | 3 | 7 | 65 | 2 |
| CLEVELAND | 8 | 67 | 3 | 13 | 91 | 2 |
| at Cincinnati | 7 | 68 | 2 | 6 | 40 | 0 |
| TENNESSEE | 8 | 83 | 2 | 5 | 40 | 0 |
| PITTSBURGH | 8 | 95 | 1 | 6 | 65 | 2 |
| BUFFALO | 13 | 116 | 3 | 6 | 45 | 2 |
| N.Y. JETS | 8 | 86 | 5 | 10 | 77 | 4 |
| at San Diego | | | | | | |
| at Los Angeles | | | | | | |
| SAN FRANCISCO | | | | | | |
| at Baltimore | | | | | | |
| ARIZONA | | | | | | |
| at N.Y. Jets | | | | | | |
| at Buffalo | | | | | | |
| NEW ENGLAND | | | | | | |
| TOTALS | 61 | 604 | 20 | 61 | 492 | 13 |

REPLAY REVIEWS

| 2016 REPLAY CHALLENGES BY DOLPHINS | | |
|------------------------------------|----------------|--------|
| GAME | INITIAL RULING | RULING |
| | None | |

| 2016 REPLAY CHALLENGES BY OPPONENT | | |
|------------------------------------|----------------|--------|
| GAME | INITIAL RULING | RULING |
| | None | |

| 2016 REVIEWS BY REPLAY ASSISTANT | | |
|----------------------------------|---|----------|
| GAME | INITIAL RULING | RULING |
| TENNESSEE (10/9) | J.Ajayi left guard for 4 yards, TOUCHDOWN. | Upheld |
| PITTSBURGH (10/16) | B.Roethlisberger pass short right intended for S.Coates INTERCEPTED by R.Jones at PIT 30. R.Jones to PIT 13 for 17 yards (J.James). | Upheld |
| BUFFALO (10/23) | R.Bush left guard for 1 yard, TOUCHDOWN. | Upheld |
| N.Y. JETS (11/6) | R.Tannehill pass short right to D.Jones for 1 yard, TOUCHDOWN. | Upheld |
| N.Y. JETS (11/6) | R.Fitzpatrick pass deep right to R.Anderson for 40 yards, TOUCHDOWN. | Reversed |



THIRD AND FOURTH DOWNS

| 2016 GAME-BY-GAME THIRD DOWNS | | | | | | |
|-------------------------------|-----------|-----------|-------------|-----------|------------|-------------|
| GAME | MIAMI | | | OPPONENTS | | |
| | MADE | ATT | PCT | MADE | ATT | PCT |
| at Seattle | 3 | 14 | 21.4 | 5 | 16 | 31.3 |
| at New England | 5 | 10 | 50.0 | 7 | 14 | 50.0 |
| CLEVELAND | 2 | 10 | 20.0 | 4 | 15 | 27.0 |
| at Cincinnati | 2 | 11 | 18.0 | 3 | 15 | 20.0 |
| TENNESSEE | 4 | 11 | 36.0 | 5 | 12 | 42.0 |
| PITTSBURGH | 7 | 14 | 50.0 | 3 | 11 | 27.0 |
| BUFFALO | 5 | 12 | 42.0 | 3 | 13 | 23.0 |
| N.Y. JETS | 5 | 11 | 45.0 | 3 | 11 | 27.0 |
| at San Diego | | | | | | |
| at Los Angeles | | | | | | |
| SAN FRANCISCO | | | | | | |
| at Baltimore | | | | | | |
| ARIZONA | | | | | | |
| at N.Y. Jets | | | | | | |
| at Buffalo | | | | | | |
| NEW ENGLAND | | | | | | |
| TOTALS | 33 | 93 | 35.5 | 33 | 107 | 30.8 |

| 2016 GAME-BY-GAME FOURTH DOWNS | | | | | | |
|--------------------------------|----------|----------|------------|-----------|----------|-------------|
| GAME | MIAMI | | | OPPONENTS | | |
| | MADE | ATT | PCT | MADE | ATT | PCT |
| at Seattle | 0 | 1 | 0.0 | 2 | 3 | 66.7 |
| at New England | 0 | 1 | 0.0 | 0 | 0 | 0.0 |
| CLEVELAND | 0 | 0 | 0.0 | 0 | 0 | 0.0 |
| at Cincinnati | 0 | 1 | 0.0 | 1 | 1 | 100.0 |
| TENNESSEE | 0 | 0 | 0.0 | 0 | 1 | 0.0 |
| PITTSBURGH | 0 | 0 | 0.0 | 0 | 1 | 0.0 |
| BUFFALO | 0 | 0 | 0.0 | 0 | 0 | 0.0 |
| N.Y. JETS | 0 | 1 | 0.0 | 0 | 0 | 0.0 |
| at San Diego | | | | | | |
| at Los Angeles | | | | | | |
| SAN FRANCISCO | | | | | | |
| at Baltimore | | | | | | |
| ARIZONA | | | | | | |
| at N.Y. Jets | | | | | | |
| at Buffalo | | | | | | |
| NEW ENGLAND | | | | | | |
| TOTALS | 0 | 4 | 0.0 | 3 | 6 | 50.0 |



QUARTER-BY-QUARTER SCORING

| 2016 QUARTER-BY-QUARTER SCORING | | | | | | | | | | | | | |
|---------------------------------|------------|-----------|-----------|-----------|-----------|----------|------------|-----------|-----------|-----------|-----------|----------|------------|
| GAME | W/L | MIAMI | | | | | | OPPONENTS | | | | | |
| | | 1Q | 2Q | 3Q | 4Q | OT | TOT | 1Q | 2Q | 3Q | 4Q | OT | TOT |
| at Seattle | L | 0 | 3 | 0 | 7 | - | 10 | 3 | 3 | 0 | 6 | - | 12 |
| at New England | L | 0 | 3 | 7 | 14 | - | 24 | 14 | 10 | 7 | 0 | - | 31 |
| CLEVELAND | W | 7 | 3 | 7 | 7 | 6 | 30 | 0 | 13 | 0 | 11 | 0 | 24 |
| at Cincinnati | L | 7 | 0 | 0 | 0 | - | 7 | 10 | 6 | 3 | 3 | - | 22 |
| TENNESSEE | L | 0 | 14 | 3 | 0 | - | 17 | 7 | 14 | 3 | 6 | - | 30 |
| PITTSBURGH | W | 3 | 13 | 7 | 7 | - | 30 | 8 | 0 | 0 | 7 | - | 15 |
| BUFFALO | W | 3 | 3 | 8 | 14 | - | 28 | 3 | 7 | 7 | 8 | - | 25 |
| N.Y. JETS | W | 7 | 7 | 6 | 7 | - | 27 | 10 | 3 | 0 | 10 | - | 23 |
| at San Diego | | | | | | | | | | | | | |
| at Los Angeles | | | | | | | | | | | | | |
| SAN FRANCISCO | | | | | | | | | | | | | |
| at Baltimore | | | | | | | | | | | | | |
| ARIZONA | | | | | | | | | | | | | |
| at N.Y. Jets | | | | | | | | | | | | | |
| at Buffalo | | | | | | | | | | | | | |
| NEW ENGLAND | | | | | | | | | | | | | |
| TOTALS | 4-4 | 27 | 46 | 38 | 56 | 6 | 173 | 55 | 56 | 20 | 51 | - | 182 |

LONGEST DRIVES

| 2016 MIAMI DOLPHINS LONGEST DRIVES | | |
|------------------------------------|---------------------------|---------------------------|
| PLAYS | NET YARDS | TIME |
| 15 (vs. Buffalo, 10/23) | 88 (at New England, 9/18) | 8:00 (vs. Buffalo, 10/23) |

| 2016 OPPONENTS LONGEST DRIVES | | |
|--|----------------------------|----------------------------|
| PLAYS | NET YARDS | TIME |
| 14 (twice, most recent: at Cin., 9/29) | 97 (vs. Pittsburgh, 10/16) | 8:25 (at Cincinnati, 9/29) |

GAME-BY-GAME INACTIVES

| 2016 MIAMI DOLPHINS GAME-BY-GAME INACTIVES | | | | | | | |
|--|---------|-----------|-----------|-------------|---------|-----------|-----------|
| at Seattle | Doughty | Parker | Peard | Ajayi | Pouncey | D. Thomas | Fede |
| at New England | Hunter | Lucas | Peard | D. Williams | Pouncey | Butler | D. Thomas |
| CLEVELAND | Hunter | Lucas | Foster | Paysinger | Pouncey | D. Thomas | Fede |
| at Cincinnati | Foster | Pouncey | Jenkins | Misi | Steen | Albert | Cameron |
| TENNESSEE | Howard | Foster | Jenkins | Misi | Tunsil | Albert | Cameron |
| PITTSBURGH | Howard | Benwikere | Aikens | Warmesley | Fede | Young | Cameron |
| BUFFALO | Howard | Benwikere | Warmesley | N. Williams | Fede | Sims | Cameron |
| N.Y. JETS | Lucas | Howard | Benwikere | N. Williams | Fede | Young | Sims |
| at San Diego | | | | | | | |
| at Los Angeles | | | | | | | |
| SAN FRANCISCO | | | | | | | |
| at Baltimore | | | | | | | |
| ARIZONA | | | | | | | |
| at N.Y. Jets | | | | | | | |
| at Buffalo | | | | | | | |
| NEW ENGLAND | | | | | | | |



GAME-BY-GAME STARTERS

| 2016 MIAMI DOLPHINS GAME-BY-GAME OFFENSE STARTERS | | | | | | | | | | | |
|---|--------|--------|-------------|---------|---------|-------|----------|--------|-----------|-------------|-----------|
| GAME | WR | LT | LG | C | RG | RT | TE | WR | QB | RB | WR |
| at Seattle | Stills | Albert | Tunsil | Steen | Bushrod | James | Cameron | Landry | Tannehill | Foster | Carroo |
| at New England | Stills | Albert | Tunsil | Steen | Bushrod | James | Cameron | Landry | Tannehill | Foster | Parker |
| CLEVELAND | Stills | Albert | Tunsil | Steen | Bushrod | James | Cameron | Landry | Tannehill | Drake | Parker |
| at Cincinnati | Stills | Tunsil | Turner | Urbik | Bushrod | James | Sims | Landry | Tannehill | Carroo (WR) | Parker |
| TENNESSEE | Stills | Turner | Dal. Thomas | Pouncey | Bushrod | James | Sims | Landry | Tannehill | Ajayi | Gray (TE) |
| PITTSBURGH | Stills | Albert | Tunsil | Pouncey | Bushrod | James | Sims | Landry | Tannehill | Ajayi | Gray (TE) |
| BUFFALO | Stills | Albert | Tunsil | Pouncey | Bushrod | James | D. Jones | Landry | Tannehill | Ajayi | Gray (TE) |
| N.Y. JETS | Stills | Albert | Tunsil | Pouncey | Bushrod | James | D. Jones | Landry | Tannehill | Ajayi | Gray (TE) |
| at San Diego | | | | | | | | | | | |
| at Los Angeles | | | | | | | | | | | |
| SAN FRANCISCO | | | | | | | | | | | |
| at Baltimore | | | | | | | | | | | |
| ARIZONA | | | | | | | | | | | |
| at N.Y. Jets | | | | | | | | | | | |
| at Buffalo | | | | | | | | | | | |
| NEW ENGLAND | | | | | | | | | | | |

| 2016 MIAMI DOLPHINS GAME-BY-GAME DEFENSE STARTERS | | | | | | | | | | | |
|---|----------|-----|----------|-------------|--------|----------------|----------------|---------|---------|-----------|--------------|
| GAME | DE | DT | DT | DE | LB | LB | LB | CB | CB | S | S |
| at Seattle | J. Jones | Suh | Phillips | M. Williams | Alonso | Misi | M. Thomas (CB) | Maxwell | Howard | R. Jones | Abdul-Quddus |
| at New England | J. Jones | Suh | Phillips | M. Williams | Alonso | Misi | Jenkins | Maxwell | Howard | R. Jones | Abdul-Quddus |
| CLEVELAND | J. Jones | Suh | Phillips | M. Williams | Alonso | M. Thomas (CB) | Jenkins | Maxwell | Howard | R. Jones | Abdul-Quddus |
| at Cincinnati | J. Jones | Suh | Phillips | M. Williams | Alonso | Butler | Hewitt | Lippett | Howard | R. Jones | Abdul-Quddus |
| TENNESSEE | J. Jones | Suh | Phillips | M. Williams | Alonso | Butler | Hewitt | Lippett | Maxwell | R. Jones | Abdul-Quddus |
| PITTSBURGH | Branch | Suh | Phillips | Wake | Alonso | Jenkins | McCain (CB) | Lippett | Maxwell | R. Jones | Abdul-Quddus |
| BUFFALO | Branch | Suh | Phillips | Wake | Alonso | Jenkins | McCain (CB) | Lippett | Maxwell | M. Thomas | Abdul-Quddus |
| N.Y. JETS | Branch | Suh | Phillips | Wake | Alonso | Jenkins | McCain (CB) | Lippett | Maxwell | M. Thomas | Abdul-Quddus |
| at San Diego | | | | | | | | | | | |
| at Los Angeles | | | | | | | | | | | |
| SAN FRANCISCO | | | | | | | | | | | |
| at Baltimore | | | | | | | | | | | |
| ARIZONA | | | | | | | | | | | |
| at N.Y. Jets | | | | | | | | | | | |
| at Buffalo | | | | | | | | | | | |
| NEW ENGLAND | | | | | | | | | | | |



PARTICIPATION

| 2016 MIAMI DOLPHINS PARTICIPATION CHART | | | | | | | | | | | | | | | | | | | | |
|---|--------|-------|-----|--------|-----|-----|-----|-----|-------|-------|----|--------|-----|--------|--------|----|----|----|-----|-----|
| PLAYER | at SEA | at NE | CLE | at CIN | TEN | PIT | BUF | NYJ | at SD | at LA | SF | at BAL | ARZ | at NYJ | at BUF | NE | GP | GS | DNP | INA |
| Abdul-Quddus, Isa | S | S | S | S | S | S | S | S | | | | | | | | | 8 | 8 | 0 | 0 |
| Aikens, Walt | X | X | X | X | X | INA | X | X | | | | | | | | | 7 | 0 | 0 | 1 |
| Ajayi, Jay | INA | X | X | X | RB | RB | RB | RB | | | | | | | | | 7 | 4 | 0 | 1 |
| Albert, Branden | LT | LT | LT | INA | INA | LT | LT | LT | | | | | | | | | 6 | 6 | 0 | 2 |
| Alonso, Kiko | LB | LB | LB | LB | LB | LB | LB | LB | | | | | | | | | 8 | 8 | 0 | 0 |
| Benwikere, Bene | NOR | NOR | NOR | NOR | NOR | INA | INA | INA | | | | | | | | | 0 | 0 | 0 | 3 |
| Branch, Andre | X | X | X | X | X | DE | DE | DE | | | | | | | | | 8 | 3 | 0 | 0 |
| Brendel, Jake | NOR | NOR | NOR | NOR | NOR | PS | PS | PS | | | | | | | | | 0 | 0 | 0 | 0 |
| Burgess, James | PS | NOR | NOR | NOR | NOR | NOR | NOR | NOR | | | | | | | | | 0 | 0 | 0 | 0 |
| Bushrod, Jermon | RG | RG | RG | RG | RG | RG | RG | RG | | | | | | | | | 8 | 8 | 0 | 0 |
| Butler, Donald | NOR | INA | X | LB | LB | X | X | X | | | | | | | | | 6 | 2 | 0 | 1 |
| Cameron, Jordan | TE | TE | TE | INA | INA | INA | INA | IR | | | | | | | | | 3 | 3 | 0 | 4 |
| Carroo, Leone | WR | X | X | WR | X | X | X | X | | | | | | | | | 8 | 2 | 0 | 0 |
| Chekwa, Chimdi | NOR | NOR | NOR | NOR | NOR | X | X | X | | | | | | | | | 3 | 0 | 0 | 0 |
| Culliver, Chris | PUP | PUP | PUP | PUP | PUP | PUP | PUP | PUP | | | | | | | | | 0 | 0 | 0 | 0 |
| Darr, Matt | X | X | X | X | X | X | X | X | | | | | | | | | 8 | 0 | 0 | 0 |
| Denney, John | X | X | X | X | X | X | X | X | | | | | | | | | 8 | 0 | 0 | 0 |
| Doughty, Brandon | INA | PS | PS | PS | PS | PS | PS | PS | | | | | | | | | 0 | 0 | 0 | 1 |
| Douglas, Jamil | PS | PS | PS | X | PS | NOR | NOR | NOR | | | | | | | | | 1 | 0 | 0 | 0 |
| Drake, Kenyan | X | X | RB | X | X | X | X | X | | | | | | | | | 8 | 1 | 0 | 0 |
| Duarte, Thomas | PS | PS | PS | PS | PS | PS | PS | X | | | | | | | | | 1 | 0 | 0 | 0 |
| Ekpre-Olomu, Ifo | IR | IR | IR | IR | IR | IR | IR | IR | | | | | | | | | 0 | 0 | 0 | 0 |
| Fede, Terrence | INA | X | INA | X | X | INA | INA | INA | | | | | | | | | 3 | 0 | 0 | 5 |
| Foster, Arian | RB | RB | INA | INA | INA | X | X | NOR | | | | | | | | | 4 | 2 | 0 | 3 |
| Franks, Andrew | X | X | X | X | X | X | X | X | | | | | | | | | 8 | 0 | 0 | 0 |
| Grant, Jakeem | X | X | X | X | X | X | X | X | | | | | | | | | 8 | 0 | 0 | 0 |
| Gray, MarQueis | X | X | X | X | TE | TE | TE | TE | | | | | | | | | 8 | 4 | 0 | 0 |
| Hendy, A.J. | PS | PS | PS | PS | PS | PS | PS | PS | | | | | | | | | 0 | 0 | 0 | 0 |
| Hewitt, Neville | X | X | X | LB | LB | X | X | X | | | | | | | | | 8 | 2 | 0 | 0 |
| Howard, Xavien | CB | CB | CB | CB | INA | INA | INA | INA | | | | | | | | | 4 | 4 | 0 | 4 |
| Hull, Mike | X | X | X | X | X | X | X | X | | | | | | | | | 8 | 0 | 0 | 0 |
| Hunter, Justin | X | INA | INA | NOR | NOR | NOR | NOR | NOR | | | | | | | | | 1 | 0 | 0 | 2 |
| James, Ja'Wuan | RT | RT | RT | RT | RT | RT | RT | RT | | | | | | | | | 8 | 8 | 0 | 0 |
| Jenkins, Jelani | X | LB | LB | INA | INA | LB | LB | LB | | | | | | | | | 6 | 5 | 0 | 2 |
| John, Ulrick | PS | PS | PS | PS | NOR | NOR | NOR | NOR | | | | | | | | | 0 | 0 | 0 | 0 |
| Jones, Chris | NOR | X | X | X | X | X | X | X | | | | | | | | | 7 | 0 | 0 | 0 |
| Jones, Dominique | NOR | NOR | NOR | NOR | X | X | TE | TE | | | | | | | | | 4 | 2 | 0 | 0 |
| Jones, Jason | DE | DE | DE | DE | DE | X | X | X | | | | | | | | | 8 | 5 | 0 | 0 |
| Jones, Reshad | S | S | S | S | S | S | IR | IR | | | | | | | | | 6 | 6 | 0 | 0 |
| Jordan, Dion | NFI | NFI | NFI | NFI | NFI | NFI | NFI | NFI | | | | | | | | | 0 | 0 | 0 | 0 |
| Laing, Cleyon | PS | PS | PS | PS | PS | PS | PS | NOR | | | | | | | | | 0 | 0 | 0 | 0 |
| Landry, Jarvis | WR | WR | WR | WR | WR | WR | WR | WR | | | | | | | | | 8 | 8 | 0 | 0 |
| Lippett, Tony | X | X | X | CB | CB | CB | CB | CB | | | | | | | | | 8 | 5 | 0 | 0 |
| Lucas, Jordan | X | INA | INA | X | X | X | X | INA | | | | | | | | | 5 | 0 | 0 | 3 |
| Maxwell, Byron | CB | CB | CB | DNP | CB | CB | CB | CB | | | | | | | | | 7 | 7 | 1 | 0 |
| McCain, Bobby | X | X | X | X | X | CB | CB | CB | | | | | | | | | 8 | 3 | 0 | 0 |
| Misi, Koa | LB | LB | X | INA | INA | IR | IR | IR | | | | | | | | | 3 | 2 | 0 | 2 |
| Mitchell, Earl | X | IR | IR | IR | IR | IR | IR | IR | | | | | | | | | 1 | 0 | 0 | 0 |
| Moore, Matt | DNP | DNP | DNP | DNP | DNP | DNP | DNP | DNP | | | | | | | | | 0 | 0 | 8 | 0 |
| Orr, Leon | NOR | NOR | PS | PS | PS | X | X | X | | | | | | | | | 3 | 0 | 0 | 0 |
| Parker, DeVante | INA | WR | WR | WR | X | X | X | X | | | | | | | | | 7 | 3 | 0 | 1 |
| Paysinger, Spencer | X | X | INA | X | X | X | X | X | | | | | | | | | 7 | 0 | 0 | 1 |
| Pead, Isaiah | INA | INA | X | X | X | NOR | NOR | NOR | | | | | | | | | 3 | 0 | 0 | 2 |
| Perry, Seniorise | NOR | NOR | NOR | NOR | NOR | PS | PS | PS | | | | | | | | | 0 | 0 | 0 | 0 |
| Phillips, Jordan | DT | DT | DT | DT | DT | DT | DT | DT | | | | | | | | | 8 | 8 | 0 | 0 |
| Pitts, Lafayette | PS | PS | PS | PS | PS | PS | PS | PS | | | | | | | | | 0 | 0 | 0 | 0 |
| Poole, Terry | NOR | NOR | NOR | NOR | NOR | PS | PS | PS | | | | | | | | | 0 | 0 | 0 | 0 |
| Pouncey, Mike | INA | INA | INA | INA | C | C | C | C | | | | | | | | | 4 | 4 | 0 | 4 |
| Rambo, Bacarri | NOR | NOR | NOR | NOR | NOR | NOR | NOR | X | | | | | | | | | 1 | 0 | 0 | 0 |
| Scott, Rashawn | PS | PS | PS | PS | PS | PS | PS | PS | | | | | | | | | 0 | 0 | 0 | 0 |
| Sims, Dion | X | X | X | TE | TE | TE | INA | INA | | | | | | | | | 6 | 3 | 0 | 2 |
| Steen, Anthony | C | C | C | INA | X | X | X | X | | | | | | | | | 7 | 3 | 0 | 1 |
| Stills, Kenny | WR | WR | WR | WR | WR | WR | WR | WR | | | | | | | | | 8 | 8 | 0 | 0 |
| Suh, Ndamukong | DT | DT | DT | DT | DT | DT | DT | DT | | | | | | | | | 8 | 8 | 0 | 0 |
| Tannehill, Ryan | QB | QB | QB | QB | QB | QB | QB | QB | | | | | | | | | 8 | 8 | 0 | 0 |
| Thomas, Dallas | INA | INA | INA | DNP | LG | NOR | NOR | NOR | | | | | | | | | 1 | 1 | 1 | 3 |
| Thomas, Michael | CB | X | CB | X | X | X | S | S | | | | | | | | | 8 | 4 | 0 | 0 |
| Tunsil, Laremy | LG | LG | LG | LT | INA | LG | LG | LG | | | | | | | | | 7 | 7 | 0 | 1 |
| Turner, Billy | X | X | X | LG | LT | NOR | NOR | NOR | | | | | | | | | 5 | 2 | 0 | 0 |
| Urbik, Kraig | X | X | X | C | X | X | X | X | | | | | | | | | 8 | 1 | 0 | 0 |
| Vigil, Zach | NFI | NFI | NFI | NFI | NFI | NFI | NFI | X | | | | | | | | | 1 | 0 | 0 | 0 |
| Wake, Cameron | X | X | X | X | X | DE | DE | DE | | | | | | | | | 8 | 3 | 0 | 0 |
| Warmlesley, Julius | X | X | X | X | X | INA | INA | PS | | | | | | | | | 5 | 0 | 0 | 2 |
| Watts, Brandon | PS | PS | PS | PS | PS | PS | PS | PS | | | | | | | | | 0 | 0 | 0 | 0 |
| Williams, Damien | X | INA | X | X | X | X | X | X | | | | | | | | | 7 | 0 | 0 | 1 |
| Williams, Jordan | PS | PS | NOR | NOR | NOR | NOR | NOR | NOR | | | | | | | | | 0 | 0 | 0 | 0 |
| Williams, Mario | DE | DE | DE | DE | DE | X | X | X | | | | | | | | | 8 | 5 | 0 | 0 |
| Williams, Nick | NOR | NOR | NOR | NOR | NOR | NOR | INA | INA | | | | | | | | | 0 | 0 | 0 | 2 |
| Young, Sam | NOR | NOR | NOR | NOR | NOR | INA | X | INA | | | | | | | | | 1 | 0 | 0 | 2 |

LEGEND

POSITION IN CAPS = STARTER
 X = PLAYED/SUBSTITUTED
 DNP = DID NOT PLAY

INA = INACTIVE
 IR = INJURED RESERVE
 NOR = NOT ON ROSTER

SUSP = SUSPENDED
 PS = PRACTICE SQUAD
 PUP = PHYSICALLY UNABLE TO PERFORM

NFI - NON-FOOTBALL INJURY



THE LAST TIME... (TEAM)

WON IN OVERTIME

| | | |
|-----------|---------|---|
| DOLPHINS: | 9/25/16 | Dolphins win vs. Cleveland, 30-24 <i>(11-yard touchdown run by Jay Ajayi)</i> |
| OPPONENT: | 9/30/12 | Cardinals win at Arizona, 24-21 <i>(Jay Feely 46-yard field goal 6:31 into overtime)</i> |

WON BY SCORING IN THE LAST TWO MINUTES OF REGULATION

| | | |
|-----------|---------|---|
| DOLPHINS: | 12/1/14 | Dolphins win at N.Y. Jets, 16-13 <i>(last score at 1:57)</i> |
| OPPONENT: | 9/11/16 | Seahawks win at Seattle, 12-10 <i>(last score at 0:35)</i> |

TIED GAME BY SCORING IN THE LAST TWO MINUTES OF REGULATION

| | | |
|-----------|----------|---|
| DOLPHINS: | 12/21/14 | Dolphins win vs. Minnesota, 37-35 <i>(tied game at 1:11)</i> |
| OPPONENT: | 9/30/12 | Cardinals tied at Arizona, 21-21 <i>(tied game at 0:22)</i> |

SHUTOUT

| | | |
|-----------|----------|----------------------------------|
| DOLPHINS: | 11/2/14 | Dolphins win vs. San Diego, 37-0 |
| OPPONENT: | 12/22/13 | Bills win at Buffalo, 19-0 |

WON BY 20-OR-MORE POINTS

| | | |
|-----------|----------|-----------------------------------|
| DOLPHINS: | 10/18/15 | Dolphins win at Tennessee, 38-10 |
| OPPONENT: | 10/29/15 | Patriots win at New England, 36-7 |

WON AFTER TRAILING BY 20-OR-MORE POINTS

| | | |
|-----------|----------|--|
| DOLPHINS: | 12/4/05 | Dolphins win vs. Buffalo, 24-23 <i>(Bills ahead 21-0 in 1st Q)</i> |
| OPPONENT: | 10/25/09 | Saints win vs. New Orleans, 46-34 <i>(Dolphins ahead 24-3 in 2nd Q)</i> |

HELD A 28-OR-MORE POINT LEAD

| | | |
|-----------|----------|--|
| DOLPHINS: | 10/18/15 | Dolphins win at Tennessee, 38-10 |
| OPPONENT: | 10/29/15 | Patriots win at New England, 36-7 (29) |

HELD A 21-OR-MORE POINT LEAD

| | | |
|-----------|----------|--|
| DOLPHINS: | 10/26/14 | Dolphins win at Tennessee, 38-10 <i>(Dolphins led by 21, 3rd Q)</i> |
| OPPONENT: | 9/18/16 | Patriots win at New England, 31-24 <i>(Patriots led 31-3, 3Q)</i> |

SCORED 20-OR-MORE POINTS IN A QUARTER

| | | |
|-----------|----------|---|
| DOLPHINS: | 10/25/15 | Dolphins win vs. Houston, 44-26 <i>(21 points, 1st Q / 20 points, 2nd Q)</i> |
| OPPONENT: | 12/14/14 | Patriots win at New England, 41-13 <i>(24 points, 3rd Q)</i> |

SCORED 20-OR-MORE POINTS IN A HALF

| | | |
|-----------|----------|--|
| DOLPHINS: | 10/23/16 | Dolphins win vs. Buffalo, 28-25 <i>(22 points, 2nd half)</i> |
| OPPONENT: | 10/9/16 | Dolphins loss vs. Tennessee, 30-17 <i>(21 points, 1st half)</i> |

HELD OPPONENT WITHOUT A TOUCHDOWN

| | | |
|-----------|----------|--------------------------------|
| DOLPHINS: | 11/13/14 | Dolphins win vs. Buffalo, 22-9 |
| OPPONENT: | 12/22/13 | Bills win at Buffalo, 19-0 |

TOUCHDOWNS SCORED BY OFFENSE AND DEFENSE

| | | |
|-----------|----------|--|
| DOLPHINS: | 10/25/15 | Dolphins win vs. Houston, 44-26 <i>(5 offense, 1 defense)</i> |
| OPPONENT: | 9/25/16 | Dolphins win vs. Cleveland, 30-24 <i>(1 offense, 1 defense)</i> |

TOUCHDOWNS SCORED BY OFFENSE, DEFENSE AND SPECIAL TEAMS

| | | |
|-----------|---------|--|
| DOLPHINS: | 11/1/09 | Dolphins win at New York Jets, 30-25 <i>(1 offense, 1 defense, 2 special teams)</i> |
| OPPONENT: | 10/4/10 | Patriots win at New England, 41-14 <i>(2 offense, 1 defense, 2 special teams)</i> |

SAFETY SCORED

| | | |
|-----------|----------|---|
| DOLPHINS: | 12/21/14 | Terrence Fede blocked a Jeff Locke Punt out of the end zone vs. Minnesota |
| OPPONENT: | 12/26/15 | Ryan Tannehill was sacked in end zone vs Indianapolis |



THE LAST TIME... (OFFENSE)

600-OR-MORE TOTAL NET YARDS OF OFFENSE

| | |
|-----------|---|
| DOLPHINS: | N/A |
| OPPONENT: | 9/12/11 Patriots win vs. New England, 38-24 <i>(622; 106 rushing, 516 passing)</i> |

500-OR-MORE TOTAL NET YARDS OF OFFENSE

| | |
|-----------|--|
| DOLPHINS: | 10/25/15 Dolphins win vs. Houston, 44-26 <i>(503; 248 rushing, 255 passing)</i> |
| OPPONENT: | 11/4/12 Colts win vs. Indianapolis, 23-20 <i>(516; 97 rushing, 419 passing)</i> |

400-OR-MORE TOTAL NET YARDS OF OFFENSE

| | |
|-----------|---|
| DOLPHINS: | 10/23/16 Dolphins win vs. Buffalo, 28-25 <i>(454; 256 rushing, 198 passing)</i> |
| OPPONENT: | 9/25/16 Dolphins win vs. Cleveland, 30-24 <i>(430; 169 rushing, 261 passing)</i> |

300-OR-MORE NET YARDS RUSHING BY TEAM

| | |
|-----------|--|
| DOLPHINS: | 10/25/15 Dolphins win vs. Houston, 44-26 |
| OPPONENT: | 12/18/88 Steelers win at Pittsburgh, 40-24 (305) |

200-OR-MORE NET YARDS RUSHING BY TEAM

| | |
|-----------|---|
| DOLPHINS: | 10/23/16 Dolphins win vs. Buffalo, 28-25 (256) |
| OPPONENT: | 10/9/16 Dolphins loss vs. Tennessee, 30-17, (235) |

INDIVIDUAL 200-YARD RUSHING GAME

| | |
|-----------|---|
| DOLPHINS: | 10/23/16 Jay Ajayi (28-214-1 TD) vs. Buffalo |
| OPPONENT: | 12/7/86 Rueben Mayes (28-203-2 TDs) vs. New Orleans |

INDIVIDUAL 150-YARD RUSHING GAME

| | |
|-----------|---|
| DOLPHINS: | 10/23/16 Jay Ajayi (28-214-1 TD) vs. Buffalo |
| OPPONENT: | 10/4/15 Chris Ivory (29-166-1 TD) vs. N.Y. Jets |

INDIVIDUAL 100-YARD RUSHING GAME

| | |
|-----------|---|
| DOLPHINS: | 11/6/16 Jay Ajayi (24-111-1 TD) vs. N.Y. Jets |
| OPPONENT: | 10/9/16 DeMarco Murray (27-121-0 TDs) vs. Tennessee |

TWO 100-YARD RUSHERS IN THE SAME GAME

| | |
|-----------|--|
| DOLPHINS: | 10/5/75 Mercury Morris (125 yards) and Don Nottingham (102 yards) at Green Bay |
| OPPONENT: | 11/8/15 LeSean McCoy (112 yards) and Karlos Williams (110 yards) of Buffalo |

CONSECUTIVE 100-YARD RUSHING GAMES

| | |
|-----------|--|
| DOLPHINS: | 10/16/16-11/6/16 Jay Ajayi (25-204-2 TDs) vs. Pittsburgh; (28-214-1 TD) vs. Buffalo; (24-111-1 TD) vs. N.Y. Jets |
| OPPONENT: | 11/23/14 – 12/1/14 C.J. Anderson (27-167-1 TD) at Denver; Chris Johnson (17-105-0 TDs) at N.Y. Jets |

COMBINED 200-YARD RUSHING BY TWO PLAYERS

| | |
|-----------|---|
| DOLPHINS: | 10/23/16 Jay Ajayi (214 yards) and Damien Williams (16 yards) vs. Buffalo |
| OPPONENT: | 11/8/15 LeSean McCoy (112 yards) and Karlos Williams (110 yards) at Buffalo |

INDIVIDUAL WITH 30-OR-MORE CARRIES

| | |
|-----------|---|
| DOLPHINS: | 11/27/03 31 by Ricky Williams (31-104) at Dallas |
| OPPONENT: | 9/21/14 32 by Kniles Davis (32-132) vs. Kansas City |

INDIVIDUAL WITH 25-OR-MORE CARRIES

| | |
|-----------|---|
| DOLPHINS: | 10/23/16 28 by Jay Ajayi (28-214-1 TD) vs. Buffalo |
| OPPONENT: | 10/9/16 27 by DeMarco Murray (27-121-0 TDs) vs. Tennessee |

RUSHING PLAY OF 80-OR-MORE YARDS

| | |
|-----------|--|
| DOLPHINS: | 10/25/15 85t by Lamar Miller vs. Houston |
| OPPONENT: | Has never happened |

RUSHING PLAY OF 60-OR-MORE YARDS

| | |
|-----------|---|
| DOLPHINS: | 10/16/16 62 by Jay Ajayi vs. Pittsburgh |
| OPPONENT: | 10/16/16 60 by Darrius Heyward-Bey vs. Pittsburgh |

RUSHING PLAY OF 40-OR-MORE YARDS

| | |
|-----------|---|
| DOLPHINS: | 10/23/16 53 by Jay Ajayi vs. Buffalo |
| OPPONENT: | 10/16/16 60 by Darrius Heyward-Bey vs. Pittsburgh |

INDIVIDUAL WITH TWO-OR-MORE RUSHING TOUCHDOWNS

| | |
|-----------|--|
| DOLPHINS: | 10/16/16 Jay Ajayi (2) vs. Pittsburgh |
| OPPONENT: | 12/27/15 Frank Gore (2) vs. Indianapolis |

400 NET YARDS PASSING BY TEAM

| | |
|-----------|---|
| DOLPHINS: | 10/1/95 Dolphins win at Cincinnati, 26-23 (442) |
| OPPONENT: | 11/4/12 Colts win at Indianapolis, 23-20 (419) |

300 NET YARDS PASSING BY TEAM

| | |
|-----------|--|
| DOLPHINS: | 9/25/16 Dolphins win vs. Browns, 30-24 (311) |
| OPPONENT: | 9/18/16 Patriots win at New England, 31-24 (304) |

INDIVIDUAL WITH 50-OR-MORE PASS ATTEMPTS

| | |
|-----------|---|
| DOLPHINS: | 11/29/15 58 Ryan Tannehill (33-58-351-3 TDs-1 INT) at New York Jets |
| OPPONENT: | 9/7/14 56 Tom Brady (29-56-249 -1 TD-0 INTs) vs. New England |



THE LAST TIME... (OFFENSE)

INDIVIDUAL WITH 40-OR-MORE PASS ATTEMPTS

| | | |
|-----------|---------|---|
| DOLPHINS: | 9/18/16 | 45 Ryan Tannehill (32-45-389-2 TDs-2 INTs) at New England |
| OPPONENT: | 9/11/16 | 43 Russell Wilson (27-43-258-1 TD-1 INT) vs. Seattle |

INDIVIDUAL WITH 30-OR-MORE PASS COMPLETIONS

| | | |
|-----------|----------|---|
| DOLPHINS: | 9/18/16 | 32 Ryan Tannehill (32-45-389-2 TDs-2 INTs) at New England |
| OPPONENT: | 12/14/15 | 31 Eli Manning (27-31-337-4 TDs-0 INTs) vs. N.Y. Giants |

INDIVIDUAL WITH 25-OR-MORE PASS COMPLETIONS

| | | |
|-----------|---------|--|
| DOLPHINS: | 9/25/16 | 25 Ryan Tannehill (25-39-319-3 TDs-2 INTs) vs. Cleveland |
| OPPONENT: | 9/11/16 | 27 Russell Wilson (27-43-258-1 TD-1 INT) at Seattle |

NO SACKS ALLOWED

| | | |
|-----------|----------|---|
| DOLPHINS: | 10/16/16 | Dolphins win vs. Pittsburgh, 30-15 (32 attempts – Ryan Tannehill) |
| OPPONENT: | 10/9/16 | Dolphins win vs. Tennessee, 30-17 (29 attempts – Marcus Mariota) |

HIGHEST INDIVIDUAL PASSER RATING (MIN. 20 ATTEMPTS)

| | | |
|-----------|----------|--|
| DOLPHINS: | 10/25/15 | 158.3 – Ryan Tannehill (18-19-239-4 TDs) win at Houston, 44-26 |
| OPPONENT: | 12/28/14 | 158.3 – Geno Smith (20-25-358-3 TDs) vs. New York Jets, 37-24 |

INDIVIDUAL 300-YARD PASSING GAME

| | | |
|-----------|----------|---|
| DOLPHINS: | 9/25/16 | 319 Ryan Tannehill (25-39-3 TD-2 INT) vs. Cleveland |
| OPPONENT: | 12/20/15 | 331 Philip Rivers (26-36-331-3 TD-2 INT) at San Diego |

CONSECUTIVE 300-YARD PASSING GAMES

| | | |
|-----------|-------------------|---|
| DOLPHINS: | 9/18/16-9/25/16 | 389 Ryan Tannehill (32-45-3 TDs-2 INTs) at New England, 319 Ryan Tannehill (25-39-3 TDs-2 INTs) vs. Cleveland |
| OPPONENT: | 12/14/15-12/20/15 | Philip Rivers (26-36-331-3 TDs-2 INTs) at San Diego, Eli Manning (27-31-337-4 TDs-0 INTs) vs. N.Y. Giants |

INDIVIDUAL FOUR-OR-MORE TOUCHDOWN PASSES

| | | |
|-----------|----------|---|
| DOLPHINS: | 10/25/15 | 4 Ryan Tannehill (18-19-239-4 TDs-0 INTs) win at Houston, 44-26 |
| OPPONENT: | 12/14/15 | 4 Eli Manning (27-31-337-4 TDs-0 INTs) vs. N.Y. Giants |

INDIVIDUAL WITH THREE-OR-MORE TOUCHDOWN PASSES

| | | |
|-----------|---------|---|
| DOLPHINS: | 9/25/16 | 3 Ryan Tannehill (25-39-319-3 TDs-2 INTs) vs. Cleveland |
| OPPONENT: | 10/9/16 | 3 Marcus Mariota (20-29-163-3 TDs-0 INTs) vs. Tennessee |

INDIVIDUAL WITH 15-OR-MORE RECEPTIONS

| | | |
|-----------|----------|--|
| DOLPHINS: | 12/4/05 | 15 Chris Chambers (15-238-1 TD) vs. Buffalo |
| OPPONENT: | 12/24/95 | 15 Isaac Bruce (15-210-1 TD) at St. Louis Rams |

INDIVIDUAL WITH 10-OR-MORE RECEPTIONS

| | | |
|-----------|---------|--|
| DOLPHINS: | 9/18/16 | 10 Jarvis Landry (10-137-0 TDs) at New England |
| OPPONENT: | 9/29/16 | 10 A.J. Green (10-173-1 TD) at Cincinnati |

INDIVIDUAL WITH 200-YARD RECEIVING GAME

| | | |
|-----------|----------|---|
| DOLPHINS: | 9/30/12 | 253 Brian Hartline (12-253-1 TD) at Arizona |
| OPPONENT: | 12/28/14 | 221 Eric Decker (10-221-1 TD) vs. New York Jets |

INDIVIDUAL WITH 150-YARD RECEIVING GAME

| | | |
|-----------|---------|---|
| DOLPHINS: | 9/30/12 | 253 Brian Hartline (12-253-1 TD) at Arizona |
| OPPONENT: | 9/29/16 | 173 A.J. Green (10-173-1 TD) at Cincinnati |

INDIVIDUAL WITH 100-YARD RECEIVING GAME

| | | |
|-----------|----------|--|
| DOLPHINS: | 10/23/16 | 100 Kenny Stills (8-100-1 TD) vs. Buffalo |
| OPPONENT: | 9/29/16 | 173 A.J. Green (10-173-1 TD) at Cincinnati |

TWO 100-YARD RECEIVERS IN THE SAME GAME

| | | |
|-----------|---------|---|
| DOLPHINS: | 9/18/16 | 137 Jarvis Landry (10-137-0 TDs) at New England and 106 DeVante Parker (8-106-0 TDs) at New England |
| OPPONENT: | 11/9/14 | Calvin Johnson (7-113-1TD) and Golden Tate (11-109-0 TDs) at Detroit |

CONSECUTIVE 100-YARD RECEIVING GAMES

| | | |
|-----------|-----------------|---|
| DOLPHINS: | 9/18/16-9/25/16 | 137 Jarvis Landry (10-137-0 TDs) at New England, 120 Jarvis Landry (7-120-1 TD) vs. Cleveland |
| OPPONENT: | 9/25/16-9/29/16 | Terrelle Pryor Sr. (8-144-0 TDs) vs. Cleveland, A.J. Green (10-173-1 TD) at Cincinnati |

100-YARD RECEIVING IN A HALF

| | | |
|-----------|---------|--|
| DOLPHINS: | 9/18/16 | DeVante Parker (8-106-0 TDs in the second half) at New England |
| OPPONENT: | 9/29/16 | A.J. Green (8-123-1 TD in the first half) at Cincinnati |



THE LAST TIME... (OFFENSE)

PASS PLAY OF 90-OR-MORE YARDS

| | |
|-----------|--|
| DOLPHINS: | Has never happened |
| OPPONENT: | 9/12/11 99t, Tom Brady to Wes Welker vs. New England |

PASS PLAY OF 80-OR-MORE YARDS

| | |
|-----------|---|
| DOLPHINS: | 9/30/12 80, Ryan Tannehill to Brian Hartline at Arizona |
| OPPONENT: | 12/14/15 84, Eli Manning to Odell Beckham Jr. vs. N.Y. Giants |

PASS PLAY OF 60-OR-MORE YARDS

| | |
|-----------|--|
| DOLPHINS: | 10/23/16 66t, Ryan Tannehill to Kenny Stills vs. Buffalo |
| OPPONENT: | 1/3/16 63, Tom Brady to James White vs. New England |

PASS PLAY OF 50-OR-MORE YARDS

| | |
|-----------|--|
| DOLPHINS: | 10/23/16 66t, Ryan Tannehill to Kenny Stills vs. Buffalo |
| OPPONENT: | 9/29/16 51, Andy Dalton to A.J. Green at Cincinnati |

PASS PLAY OF 40-OR-MORE YARDS

| | |
|-----------|--|
| DOLPHINS: | 10/23/16 66t, Ryan Tannehill to Kenny Stills vs. Buffalo |
| OPPONENT: | 9/29/16 51, Andy Dalton to A.J. Green at Cincinnati |

INDIVIDUAL WITH THREE-OR-MORE TOUCHDOWN RECEPTIONS

| | |
|-----------|---|
| DOLPHINS: | 12/21/98 Lamar Thomas (6-136-3 TDs) vs. Denver |
| OPPONENT: | 12/20/15 Danny Woodhead (6-50-3 TDs) at San Diego |

INDIVIDUAL WITH TWO-OR-MORE TOUCHDOWN RECEPTIONS

| | |
|-----------|--|
| DOLPHINS: | 9/27/15 Rishard Matthews (6-110-2 TDs) vs. Buffalo |
| OPPONENT: | 9/18/16 Danny Amendola (4-50-2 TDs) at New England |

LED TEAM IN BOTH RUSHING AND RECEIVING YARDS IN THE SAME GAME

| | |
|-----------|--|
| DOLPHINS: | 9/11/16 Arian Foster at Seattle (38 yards rushing and 62 yards receiving) |
| OPPONENT: | 12/6/15 Buck Allen at Baltimore (63 yards rushing and 107 receiving yards) |

100-YARD RUSHER & RECEIVER IN THE SAME GAME

| | |
|-----------|---|
| DOLPHINS: | 10/23/16 Jay Ajayi (214 yards rushing), Kenny Stills (100 yards receiving) vs. Buffalo |
| OPPONENT: | 11/8/15 LeSean McCoy (112 yards rushing), Karlos Williams (110 yards rushing), Sammy Watkins (168 yards receiving) at Buffalo |

100-YARD RUSHER, 100-YARD RECEIVER & 300-YARD PASSER IN THE SAME GAME

| | |
|-----------|---|
| DOLPHINS: | 12/1/91 Dan Marino (307 yards passing), Mark Higgs (131 yards rushing), Tony Martin (106 yards receiving) |
| OPPONENT: | 12/21/08 Tyler Thigpen (320 yards passing), Larry Johnson (108 yards rushing), Jamaal Charles (102 receiving yards) |

INDIVIDUAL WITH AT LEAST ONE RUSHING AND ONE RECEIVING TOUCHDOWN IN THE SAME GAME

| | |
|-----------|---|
| DOLPHINS: | 12/23/12 Reggie Bush (1 rushing, 2 receiving) vs. Buffalo |
| OPPONENT: | 10/20/14 Danny Woodhead (1 rushing, 3 receiving) at San Diego |

INDIVIDUAL WITH AT LEAST ONE RUSHING TOUCHDOWN AND ONE TOUCHDOWN PASS IN THE SAME GAME

| | |
|-----------|---|
| DOLPHINS: | 11/23/14 Ryan Tannehill (1 rushing, 3 passing) at Denver |
| OPPONENT: | 10/9/16 Marcus Mariota (1 rushing, 3 passing) vs. Tennessee |

NO TURNOVERS

| | |
|-----------|---|
| DOLPHINS: | 11/6/16 Dolphins win vs. N.Y. Jets, 27-23 |
| OPPONENT: | 10/23/16 Dolphins win vs. Buffalo, 28-25 |

TOUCHDOWN SCORED ON FIRST DRIVE

| | |
|-----------|---|
| DOLPHINS: | 11/6/16 Dolphins win vs. N.Y. Jets, 27-23 |
| OPPONENT: | 11/6/16 Dolphins win vs. N.Y. Jets, 27-23 |

SUCCESSFUL TWO POINT CONVERSION

| | |
|-----------|---|
| DOLPHINS: | 10/23/16 Ryan Tannehill pass to Jarvis Landry vs. Buffalo |
| OPPONENT: | 10/16/16 Ben Roethlisberger pass to Le'Veon Bell vs. Pittsburgh |

FAILED TWO POINT CONVERSION ATTEMPT

| | |
|-----------|---|
| DOLPHINS: | 12/26/15 Ryan Tannehill interception vs. Indianapolis |
| OPPONENT: | 10/25/15 Brian Hoyer incomplete pass to Jonathan Grimes vs. Houston |



THE LAST TIME... (DEFENSE)

HELD OPPONENT UNDER 100 NET YARDS OF TOTAL OFFENSE

| | | |
|-----------|----------|---|
| DOLPHINS: | 10/21/73 | Dolphins held Buffalo to 76 net yds in a home win |
| OPPONENT: | 10/12/80 | New England held Dolphins to 88 net yds in a Dolphins road loss |

HELD OPPONENT UNDER 150 NET YARDS OF TOTAL OFFENSE

| | | |
|-----------|----------|--|
| DOLPHINS: | 9/21/03 | Dolphins held Buffalo to 118 net yds in a home win |
| OPPONENT: | 12/22/12 | Buffalo held Dolphins to 103 net yds in a Dolphins road loss |

HELD OPPONENT UNDER 200 NET YARDS OF TOTAL OFFENSE

| | | |
|-----------|----------|---|
| DOLPHINS: | 1/3/16 | Dolphins held New England to 196 net yds in a Dolphins home win |
| OPPONENT: | 11/15/12 | Buffalo held Dolphins to 184 net yds in a Dolphins road loss |

HELD OPPONENT UNDER 300 NET YARDS OF TOTAL OFFENSE

| | | |
|-----------|----------|---|
| DOLPHINS: | 10/23/16 | Dolphins held Buffalo to 267 net yds in a Dolphins home win |
| OPPONENT: | 11/6/16 | N.Y. Jets held Dolphins to 274 net yds in a Dolphins home win |

HELD OPPONENT UNDER 30 YARDS RUSHING

| | | |
|-----------|----------|--|
| DOLPHINS: | 9/30/12 | Dolphins held Arizona to 28 rushing yds in a road loss |
| OPPONENT: | 11/29/15 | New York Jets held Dolphins to 12 rushing yds in a road loss |

HELD OPPONENT UNDER 50 YARDS RUSHING

| | | |
|-----------|----------|---|
| DOLPHINS: | 11/2/14 | Dolphins held San Diego to 50 rushing yds in a Dolphins home win |
| OPPONENT: | 12/20/15 | San Diego held Dolphins to 44 rushing yds in a Dolphins road loss |

HELD OPPONENT UNDER 75 YARDS RUSHING

| | | |
|-----------|----------|---|
| DOLPHINS: | 10/23/16 | Dolphins held Buffalo to 67 rushing yds in a home win |
| OPPONENT: | 10/9/16 | Tennessee held Dolphins to 51 rushing yds in a Dolphins home loss |

HELD OPPONENT UNDER 100 YARDS RUSHING

| | | |
|-----------|---------|---|
| DOLPHINS: | 9/29/16 | Dolphins held Cincinnati to 77 rushing yds in an away loss |
| OPPONENT: | 10/9/16 | Tennessee held Dolphins to 51 rushing yds in a Dolphins home loss |

HELD OPPONENT UNDER 100 NET YARDS PASSING

| | | |
|-----------|----------|---|
| DOLPHINS: | 12/1/14 | Dolphins held N.Y. Jets to 49 net passing yds in win at N.Y. Jets |
| OPPONENT: | 12/22/13 | Buffalo held Dolphins to 89 net passing yds in Dolphins road loss |

HELD OPPONENT UNDER 150 NET YARDS PASSING

| | | |
|-----------|---------|---|
| DOLPHINS: | 1/3/16 | Dolphins held New England to 126 net passing yds in a Dolphins home win |
| OPPONENT: | 11/6/16 | N.Y. Jets held Dolphins to 137 net passing yds in Dolphins home win |

TWO INTERCEPTION RETURNS FOR A TOUCHDOWN

| | | |
|-----------|----------|---|
| DOLPHINS: | 10/26/14 | Louis Delmas (81yd TD) and Brent Grimes (22yd TD) at Jacksonville |
| OPPONENT: | 10/25/09 | Darren Sharper (42yd TD) and Tracy Porter (54yd TD) vs. New Orleans |

INTERCEPTION RETURN FOR A TOUCHDOWN

| | | |
|-----------|---------|--|
| DOLPHINS: | 12/6/15 | Derek Shelby (22yd TD) vs. Baltimore |
| OPPONENT: | 9/25/16 | Briean Boddy-Calhoun (27yd TD) vs. Cleveland |

INDIVIDUAL WITH THREE-OR-MORE INTERCEPTIONS

| | | |
|-----------|----------|-------------------------------|
| DOLPHINS: | 11/7/99 | Sam Madison (3) vs. Tennessee |
| OPPONENT: | 10/20/02 | Nate Clements (3) at Buffalo |

INDIVIDUAL WITH TWO-OR-MORE INTERCEPTIONS

| | | |
|-----------|---------|--------------------------------|
| DOLPHINS: | 11/2/14 | Brent Grimes (2) vs. San Diego |
| OPPONENT: | 9/27/15 | Preston Brown (2) vs. Buffalo |

SEVEN-OR-MORE SACKS BY TEAM

| | | |
|-----------|----------|---|
| DOLPHINS: | 9/30/12 | Dolphins recorded 8 sacks in a loss at Arizona |
| OPPONENT: | 12/27/15 | Indianapolis Colts recorded 7 sacks in a home win |

SIX-OR-MORE SACKS BY TEAM

| | | |
|-----------|----------|---|
| DOLPHINS: | 10/18/15 | Dolphins recorded 6 sacks in a win at Tennessee |
| OPPONENT: | 10/9/16 | Tennessee recorded 6 sacks in a road win |

FIVE-OR-MORE SACKS BY TEAM

| | | |
|-----------|----------|---|
| DOLPHINS: | 10/18/15 | Dolphins recorded 6 sacks in a win at Tennessee |
| OPPONENT: | 10/9/16 | Tennessee recorded 6 sacks in a road win |

INDIVIDUAL WITH FOUR-OR-MORE SACKS

| | | |
|-----------|----------|---------------------------------|
| DOLPHINS: | 10/18/15 | Cameron Wake (4.0) at Tennessee |
| OPPONENT: | | Has never happened |

INDIVIDUAL WITH THREE-OR-MORE SACKS

| | | |
|-----------|----------|------------------------------------|
| DOLPHINS: | 10/18/15 | Cameron Wake (4.0) at Tennessee |
| OPPONENT: | 12/7/14 | Elvis Dumervil (3.5) vs. Baltimore |

INDIVIDUAL WITH TWO-OR-MORE SACKS

| | | |
|-----------|---------|---|
| DOLPHINS: | 11/6/16 | Cameron Wake (2.0) vs. N.Y. Jets |
| OPPONENT: | 10/9/16 | Brian Orakpo, Sean Spence and Derrick Morgan each had (2.0) vs. Tennessee |

FUMBLE RECOVERED FOR TOUCHDOWN

| | | |
|-----------|----------|--|
| DOLPHINS: | 9/28/14 | Cortland Finnegan (50) at Oakland (London) |
| OPPONENT: | 12/20/07 | Chinedum Ndukwue (54) at Cincinnati |



THE LAST TIME... (SPECIAL TEAMS)

KICKOFF RETURN FOR A TOUCHDOWN

DOLPHINS: 11/6/16 Kenyan Drake (96TD) vs. N.Y. Jets
OPPONENT: 9/14/14 C.J. Spiller (102TD) at Buffalo

KICKOFF RETURN FOR A TOUCHDOWN ON THE OPENING KICKOFF

DOLPHINS: 12/5/71 Mercury Morris (94 yds) at New England
OPPONENT: 11/28/10 Jacoby Ford (101TD) at Oakland

KICKOFF RETURN FOR 50 YARDS OR MORE

DOLPHINS: 11/6/16 Kenyan Drake (96TD) vs. N.Y. Jets
OPPONENT: 12/28/14 Chris Owusu (87) vs. New York Jets

PUNT RETURN FOR A TOUCHDOWN

DOLPHINS: 10/9/16 Jakeem Grant (74TD) vs. Tennessee
OPPONENT: 11/15/12 Leodis McKelvin (79TD) at Buffalo

PUNT RETURN FOR 50 YARDS OR MORE

DOLPHINS: 10/9/16 Jakeem Grant (74TD) vs. Tennessee
OPPONENT: 11/29/15 Jeremy Kerley (57) at New York Jets

BLOCKED PUNT RECOVERED FOR TOUCHDOWN

DOLPHINS: 10/28/12 Olivier Vernon at New York Jets
OPPONENT: 9/29/91 Chris Burkett vs. New York Jets

BLOCKED PUNT

DOLPHINS: 11/15/15 Zach Vigil at Philadelphia (*Blocked a Donnie Jones punt in the 2nd quarter*)
OPPONENT: 9/14/14 Boobie Dixon at Buffalo (*Block a Brandon Fields punt in the 1st quarter*)

BLOCKED PAT

DOLPHINS: 10/9/16 Dolphins (C. Jones) blocked Tennessee (R. Succop) extra point in Miami
OPPONENT: 11/15/09 Tampa Bay (D. Penn) blocked Dolphins (D. Carpenter) extra point

MISSED (NOT BLOCKED) PAT

DOLPHINS: 11/29/15 Andrew Franks at New York Jets
OPPONENT: 12/27/15 Adam Vinatieri vs. Indianapolis

BLOCKED FIELD GOAL

DOLPHINS: 11/9/14 Earl Mitchell at Detroit (Matt Prater 42-yd attempt)
OPPONENT: 10/16/16 Daniel McCullers vs. Pittsburgh (Andrew Franks 24-yd attempt)

BLOCKED FIELD GOAL RETURNED FOR A TD

DOLPHINS: 12/19/71 Curtis Johnson (47TD) on Tim Webster attempt vs. Green Bay
OPPONENT: 12/14/14 Kyle Arrington (62TD) on Caleb Sturgis attempt vs. New England

INDIVIDUAL WITH SIX-OR-MORE FIELD GOALS ATTEMPTED

DOLPHINS: 11/28/10 Dan Carpenter (4-6) at Oakland (49, 51SH, 23, 44, 49 WR, 25)
OPPONENT: 9/25/16 Cody Parkey (3-6) vs. Cleveland (41WL, 46, 48, 42 WL, 38, 46 WL)

INDIVIDUAL WITH SIX-OR-MORE FIELD GOALS MADE

DOLPHINS: 10/17/99 Olindo Mare (6-6) at New England (20, 33, 45, 45, 41, 53)
OPPONENT: N/A

INDIVIDUAL WITH FIVE-OR-MORE FIELD GOALS ATTEMPTED

DOLPHINS: 10/16/16 Andrew Franks (3-5) in Miami (30, 23, 30, 24B, 50 WL)
OPPONENT: 9/29/16 Mike Nugent (5-5) at Cincinnati (42, 22, 43, 22, 47)

INDIVIDUAL WITH FIVE-OR-MORE FIELD GOALS MADE

DOLPHINS: 10/31/10 Dan Carpenter (5-5) at Cincinnati (38, 42, 24, 54, 31)
OPPONENT: 9/29/16 Mike Nugent (5-5) at Cincinnati (42, 22, 43, 22, 47)

INDIVIDUAL WITH FOUR-OR-MORE FIELD GOALS ATTEMPTED

DOLPHINS: 10/16/16 Andrew Franks (3-5) in Miami (30, 23, 30, 24B, 50 WL)
OPPONENT: 9/29/16 Mike Nugent (5-5) at Cincinnati (42, 22, 43, 22, 47)

INDIVIDUAL WITH FOUR-OR-MORE FIELD GOALS MADE

DOLPHINS: 9/7/14 Caleb Sturgis (4-4) vs. New England (38, 24, 22, 27)
OPPONENT: 9/29/16 Mike Nugent (5-5) at Cincinnati (42, 22, 43, 22, 47)

INDIVIDUAL WITH THREE-OR-MORE FIELD GOALS ATTEMPTED

DOLPHINS: 10/16/16 Andrew Franks (3-5) in Miami (30, 23, 30, 24B, 50 WL)
OPPONENT: 11/6/16 Nick Folk (3-3) vs. N.Y. Jets (23, 21, 28)

INDIVIDUAL WITH THREE-OR-MORE FIELD GOALS MADE

DOLPHINS: 10/16/16 Andrew Franks (3-5) in Miami (30, 23, 30, 24B, 50 WL)
OPPONENT: 11/6/16 Nick Folk (3-3) vs. N.Y. Jets (23, 21, 28)

SUCCESSFUL ONSIDES KICK

DOLPHINS: 10/28/12 Dolphins win at New York Jets
OPPONENT: 12/18/11 Dolphins win at Buffalo

FAILED ONSIDES KICK ATTEMPT

DOLPHINS: 12/20/15 Dolphins loss at San Diego
OPPONENT: 10/23/16 Dolphins win vs. Buffalo

National Football League Game Summary

NFL Copyright © 2016 by The National Football League. All rights reserved. This summary and play-by-play is for the express purpose of assisting media in their coverage of the game; any other use of this material is prohibited without the written permission of the National Football League. Updated: 11/7/2016

Date: Sunday, 11/6/2016

New York Jets at Miami Dolphins
at Hard Rock Stadium, Miami Gardens, Fla.

Start Time: 1:05 PM EST

Game Day Weather

Game Weather: Cloudy
Played Outdoor on Turf: Natural grass

Temp: 80° F (26.7° C) Humidity: 58%, Wind: NE 14 mph

Officials

| | | |
|-----------------------------------|----------------------------------|------------------------------------|
| Referee: Coleman, Walt (65) | Umpire: Rice, Jeff (44) | Head Linesman: Bowers, Derick (74) |
| Line Judge: Codey, Kevin (16) | Side Judge: Eck, Alan (76) | Field Judge: Coleman, James (95) |
| Back Judge: Miles, Terrence (111) | Replay Official: Nazzaro, Lou () | |

Lineups

New York Jets

| Offense | | Defense | |
|---------|---------------|---------|-------------|
| WR 15 | B.Marshall | DL 92 | L.Williams |
| TE 17 | C.Peake | DL 99 | S.McLendon |
| LT 71 | B.Ijalana | DL 98 | Ja.Jenkins |
| LG 77 | J.Carpenter | OLB 55 | L.Mauldin |
| C 76 | W.Johnson | ILB 51 | J.Stanford |
| RG 67 | B.Winters | ILB 52 | D.Harris |
| RT 68 | B.Giacomini | OLB 48 | Jo.Jenkins |
| TE 11 | R.Anderson | CB 41 | B.Skrine |
| WR 81 | Q.Enunwa | CB 24 | D.Revis |
| QB 14 | R.Fitzpatrick | SS 25 | C.Pryor |
| RB 22 | M.Forte | FS 21 | M.Gilchrist |

Miami Dolphins

| Offense | | Defense | |
|---------|-------------|---------|----------------|
| WR 10 | K.Stills | DE 91 | C.Wake |
| LT 76 | B.Albert | DT 93 | N.Suh |
| LG 67 | L.Tunsil | DT 97 | J.Phillips |
| C 51 | M.Pouncey | DE 50 | A.Branch |
| RG 74 | J.Bushrod | CB 28 | B.McCain |
| RT 70 | J.James | LB 47 | K.Alonso |
| TE 48 | M.Gray | LB 53 | J.Jenkins |
| QB 17 | R.Tannehill | CB 41 | B.Maxwell |
| RB 23 | J.Ajayi | CB 36 | T.Lippett |
| WR 14 | J.Landry | S 24 | I.Abdul-Quddus |
| TE 85 | D.Jones | S 31 | M.Thomas |

Substitutions

K 2 N.Folk, P 4 L.Edwards, QB 9 B.Petty, CB 20 M.Williams, RB 26 C.Spiller, CB 27 D.Roberts, RB 29 B.Powell, CB 30 N.Marshall, CB 32 J.Burris, S 39 A.Allen, S 45 R.Miles, LS 46 T.Purdum, ILB 49 T.Jones, LB 53 M.Catapano, G 70 D.Dozier, T 72 B.Shell, T 78 R.Clady, TE 82 B.Bostick, TE 88 A.Seferian-Jenkins, WR 89 J.Marshall, DL 91 S.Richardson, DL 93 D.Simon, LB 95 J.Martin, DL 96 M.Wilkerson

Substitutions

K 3 A.Franks, P 4 M.Darr, WR 11 D.Parker, WR 19 J.Grant, RB 26 D.Williams, DB 30 B.Rambo, RB 32 K.Drake, S 35 W.Aikens, DB 38 C.Chekwa, LB 42 S.Paysinger, LB 45 M.Hull, LB 46 N.Hewitt, LB 49 Z.Vigil, DT 52 C.Jones, LB 56 D.Butler, C/G 60 K.Urbik, C/G 65 A.Steen, TE 83 T.Duarte, WR 88 L.Caroo, LS 92 J.Denney, DE 94 M.Williams, DT 96 L.Orr, DE 98 J.Jones

Did Not Play

QB 8 M.Moore

Did Not Play

Not Active

QB 5 C.Hackenberg, TE 47 K.Davis, LB 50 D.Lee, LB 54 B.Carter, C 74 N.Mangold, OL 79 B.Qvale, TE 83 E.Tomlinson

Not Active

CB 21 J.Lucas, CB 25 X.Howard, CB 33 B.Benwikere, DE 75 N.Williams, DE 78 T.Fede, T 79 S.Young, TE 80 D.Sims

Field Goals (made () & missed)

| N.Folk | | (23) (21) (28) | A.Franks | | (33) (29) | | | |
|----------|----------------|----------------|----------|---|-----------|----|----|-------|
| | | | 1 | 2 | 3 | 4 | OT | Total |
| VISITOR: | New York Jets | | 10 | 3 | 0 | 10 | 0 | 23 |
| HOME: | Miami Dolphins | | 7 | 7 | 6 | 7 | 0 | 27 |

Scoring Plays

| Team | Qtr | Time | Play Description (Extra Point) (Drive Info) | Visitor | Home |
|----------|-----|-------|--|---------|------|
| Jets | 1 | 8:26 | N.Folk 23 yd. Field Goal (13-70, 6:34) | 3 | 0 |
| Dolphins | 1 | 4:56 | J.Ajayi 20 yd. run (A.Franks kick) (6-75, 3:30) | 3 | 7 |
| Jets | 1 | 0:35 | M.Forte 31 yd. run (N.Folk kick) (8-75, 4:21) | 10 | 7 |
| Dolphins | 2 | 10:16 | D.Jones 1 yd. pass from R.Tannehill (A.Franks kick) (11-75, 5:19) | 10 | 14 |
| Jets | 2 | 5:20 | N.Folk 21 yd. Field Goal (9-75, 4:56) | 13 | 14 |
| Dolphins | 3 | 5:08 | A.Franks 33 yd. Field Goal (10-56, 4:53) | 13 | 17 |
| Dolphins | 3 | 3:22 | A.Franks 29 yd. Field Goal (4-3, 1:38) | 13 | 20 |
| Jets | 4 | 12:50 | N.Folk 28 yd. Field Goal (9-67, 5:32) | 16 | 20 |
| Jets | 4 | 5:42 | J.Marshall 18 yd. pass from R.Fitzpatrick (N.Folk kick) (2-18, 0:10) | 23 | 20 |

National Football League Game Summary

NFL Copyright © 2016 by The National Football League. All rights reserved. This summary and play-by-play is for the express purpose of assisting media in their coverage of the game; any other use of this material is prohibited without the written permission of the National Football League. Updated: 11/7/2016

| | | | | | |
|-------------------------|---|------|---|------------|----|
| Dolphins | 4 | 5:15 | K.Drake 96 yd. kickoff return (A.Franks kick) (0-0, 0:27) | 23 | 27 |
| Paid Attendance: 65,722 | | | | Time: 3:19 | |

Final Individual Statistics

New York Jets

Miami Dolphins

| RUSHING | | | | | | | RUSHING | | | | | | |
|---------------|-----|-----|-----|----|----|-------------|---------|-----|------|----|----|--|--|
| | ATT | YDS | AVG | LG | TD | | ATT | YDS | AVG | LG | TD | | |
| M.Forte | 12 | 92 | 7.7 | 32 | 1 | J.Ajayi | 24 | 111 | 4.6 | 20 | 1 | | |
| R.Fitzpatrick | 3 | 26 | 8.7 | 14 | 0 | D.Williams | 5 | 29 | 5.8 | 23 | 0 | | |
| B.Powell | 6 | 22 | 3.7 | 8 | 0 | M.Darr | 1 | 0 | 0.0 | 0 | 0 | | |
| | | | | | | R.Tannehill | 2 | -3 | -1.5 | -1 | 0 | | |
| Total | 21 | 140 | 6.7 | 32 | 1 | Total | 32 | 137 | 4.3 | 23 | 1 | | |

| PASSING | | | | | | | | | PASSING | | | | | | | | |
|---------------|-----|-----|-----|-------|----|----|----|-------|-------------|-----|-----|-----|-------|----|----|----|------|
| | ATT | CMP | YDS | SK/YD | TD | LG | IN | RT | | ATT | CMP | YDS | SK/YD | TD | LG | IN | RT |
| R.Fitzpatrick | 28 | 17 | 193 | 3/20 | 1 | 27 | 2 | 63.5 | R.Tannehill | 28 | 17 | 149 | 1/12 | 1 | 24 | 0 | 86.8 |
| B.Petty | 2 | 2 | 19 | 0/0 | 0 | 15 | 0 | 106.2 | J.Landry | 1 | 0 | 0 | 0/0 | 0 | 0 | 0 | 39.6 |
| Total | 30 | 19 | 212 | 3/20 | 1 | 27 | 2 | 67.6 | Total | 29 | 17 | 149 | 1/12 | 1 | 24 | 0 | 83.8 |

| PASS RECEIVING | | | | | | | PASS RECEIVING | | | | | | |
|--------------------|-----|-----|-----|------|----|----|----------------|-----|-----|-----|------|----|----|
| | TAR | REC | YDS | AVG | LG | TD | | TAR | REC | YDS | AVG | LG | TD |
| B.Marshall | 9 | 6 | 45 | 7.5 | 15 | 0 | D.Jones | 4 | 3 | 42 | 14.0 | 24 | 1 |
| R.Anderson | 6 | 4 | 49 | 12.3 | 27 | 0 | J.Landry | 6 | 3 | 33 | 11.0 | 14 | 0 |
| B.Powell | 4 | 4 | 29 | 7.3 | 15 | 0 | J.Ajayi | 4 | 3 | 19 | 6.3 | 10 | 0 |
| J.Marshall | 4 | 3 | 59 | 19.7 | 21 | 1 | D.Williams | 3 | 2 | 20 | 10.0 | 19 | 0 |
| Q.Enunwa | 4 | 1 | 25 | 25.0 | 25 | 0 | M.Gray | 4 | 2 | 10 | 5.0 | 6 | 0 |
| M.Forte | 2 | 1 | 5 | 5.0 | 5 | 0 | D.Parker | 4 | 2 | 8 | 4.0 | 4 | 0 |
| A.Seferian-Jenkins | 1 | 0 | 0 | 0.0 | 0 | 0 | K.Stills | 1 | 1 | 11 | 11.0 | 11 | 0 |
| | | | | | | | K.Drake | 1 | 1 | 6 | 6.0 | 6 | 0 |
| | | | | | | | L.Carroo | 1 | 0 | 0 | 0.0 | 0 | 0 |
| | | | | | | | J.Grant | 1 | 0 | 0 | 0.0 | 0 | 0 |
| Total | 30 | 19 | 212 | 11.2 | 27 | 1 | Total | 29 | 17 | 149 | 8.8 | 24 | 1 |

| INTERCEPTIONS | | | | | | | INTERCEPTIONS | | | | | | |
|---------------|----|-----|-----|----|----|------------|---------------|-----|------|----|----|--|--|
| | NO | YDS | AVG | LG | TD | | NO | YDS | AVG | LG | TD | | |
| Total | 0 | 0 | 0 | 0 | 0 | J.Phillips | 1 | 17 | 17.0 | 17 | 0 | | |
| | | | | | | B.McCain | 1 | 0 | 0.0 | 0 | 0 | | |
| | | | | | | Total | 2 | 17 | 8.5 | 17 | 0 | | |

| PUNTING | | | | | | | | PUNTING | | | | | | | |
|-----------|----|-----|------|------|----|------|----|---------|----|-----|------|------|----|------|----|
| | NO | YDS | AVG | NET | TB | IN20 | LG | | NO | YDS | AVG | NET | TB | IN20 | LG |
| L.Edwards | 3 | 121 | 40.3 | 36.3 | 0 | 0 | 44 | M.Darr | 3 | 120 | 40.0 | 36.7 | 0 | 2 | 47 |
| Total | 3 | 121 | 40.3 | 36.3 | 0 | 0 | 44 | Total | 3 | 120 | 40.0 | 36.7 | 0 | 2 | 47 |

| PUNT RETURNS | | | | | | | PUNT RETURNS | | | | | | |
|--------------|----|-----|-----|----|----|----|--------------|----|-----|-----|----|----|----|
| | NO | YDS | AVG | FC | LG | TD | | NO | YDS | AVG | FC | LG | TD |
| J.Marshall | 2 | 10 | 5.0 | 1 | 10 | 0 | J.Landry | 1 | 9 | 9.0 | 0 | 9 | 0 |
| | | | | | | | J.Grant | 1 | 3 | 3.0 | 1 | 3 | 0 |
| Total | 2 | 10 | 5.0 | 1 | 10 | 0 | Total | 2 | 12 | 6.0 | 1 | 9 | 0 |

| KICKOFF RETURNS | | | | | | | KICKOFF RETURNS | | | | | | |
|-----------------|----|-----|------|----|----|----|-----------------|----|-----|------|----|----|----|
| | NO | YDS | AVG | FC | LG | TD | | NO | YDS | AVG | FC | LG | TD |
| C.Spiller | 2 | 37 | 18.5 | 0 | 23 | 0 | K.Drake | 2 | 123 | 61.5 | 0 | 96 | 1 |
| [TOUCHBACK] | 4 | 0 | 0.0 | 0 | 0 | 0 | J.Grant | 1 | 34 | 34.0 | 0 | 34 | 0 |
| | | | | | | | [TOUCHBACK] | 3 | 0 | 0.0 | 0 | 0 | 0 |
| Total | 2 | 37 | 18.5 | 0 | 23 | 0 | Total | 3 | 157 | 52.3 | 0 | 96 | 1 |

New York Jets

| FUMBLES | FUM | LOST | OWN-REC | YDS | TD | FORCED | OPP-REC | YDS | TD | OUT-BDS |
|---------------|-----|------|---------|-----|----|--------|---------|-----|----|---------|
| R.Fitzpatrick | 2 | 0 | 0 | 0 | 0 | 0 | 0 | 0 | 0 | 0 |
| J.Marshall | 1 | 0 | 1 | 0 | 0 | 0 | 0 | 0 | 0 | 0 |
| J.Carpenter | 0 | 0 | 1 | 0 | 0 | 0 | 0 | 0 | 0 | 0 |
| B.Giacomini | 0 | 0 | 1 | 0 | 0 | 0 | 0 | 0 | 0 | 0 |
| S.McLendon | 0 | 0 | 0 | 0 | 0 | 1 | 0 | 0 | 0 | 0 |
| C.Spiller | 0 | 0 | 0 | 0 | 0 | 1 | 0 | 0 | 0 | 0 |
| Total | 3 | 0 | 3 | 0 | 0 | 2 | 0 | 0 | 0 | 0 |

Miami Dolphins

| FUMBLES | FUM | LOST | OWN-REC | YDS | TD | FORCED | OPP-REC | YDS | TD | OUT-BDS |
|---------|-----|------|---------|-----|----|--------|---------|-----|----|---------|
| M.Darr | 2 | 0 | 1 | -6 | 0 | 0 | 0 | 0 | 0 | 0 |
| J.Ajayi | 1 | 0 | 1 | 0 | 0 | 0 | 0 | 0 | 0 | 0 |

New York Jets vs Miami Dolphins
11/6/2016 at Hard Rock Stadium

Final Individual Statistics

| | | | | | | | | | | |
|-------------|---|---|---|----|---|---|---|---|---|---|
| S.Paysinger | 0 | 0 | 1 | 0 | 0 | 0 | 0 | 0 | 0 | 0 |
| C.Wake | 0 | 0 | 0 | 0 | 0 | 2 | 0 | 0 | 0 | 0 |
| Total | 3 | 0 | 3 | -6 | 0 | 2 | 0 | 0 | 0 | 0 |

Final Team Statistics

| | Visitor Jets | Home Dolphins |
|--|-----------------|------------------|
| TOTAL FIRST DOWNS | 18 | 20 |
| By Rushing | 3 | 7 |
| By Passing | 10 | 9 |
| By Penalty | 5 | 4 |
| THIRD DOWN EFFICIENCY | 3-11-27% | 5-11-45% |
| FOURTH DOWN EFFICIENCY | 0-0-0% | 0-1-0% |
| TOTAL NET YARDS | 332 | 274 |
| Total Offensive Plays (inc. times thrown passing) | 54 | 62 |
| Average gain per offensive play | 6.1 | 4.4 |
| NET YARDS RUSHING | 140 | 137 |
| Total Rushing Plays | 21 | 32 |
| Average gain per rushing play | 6.7 | 4.3 |
| Tackles for a loss-number and yards | 0-0 | 8-15 |
| NET YARDS PASSING | 192 | 137 |
| Times thrown - yards lost attempting to pass | 3-20 | 1-12 |
| Gross yards passing | 212 | 149 |
| PASS ATTEMPTS-COMPLETIONS-HAD INTERCEPTED | 30-19-2 | 29-17-0 |
| Avg gain per pass play (inc.# thrown passing) | 5.8 | 4.6 |
| KICKOFFS Number-In End Zone-Touchbacks | 6-5-3 | 6-5-4 |
| PUNTS Number and Average | 3-40.3 | 3-40.0 |
| Had Blocked | 0 | 0 |
| FGs - PATs Had Blocked | 0-0 | 0-0 |
| Net Punting Average | 36.3 | 36.7 |
| TOTAL RETURN YARDAGE (Not Including Kickoffs) | 10 | 29 |
| No. and Yards Punt Returns | 2-10 | 2-12 |
| No. and Yards Kickoff Returns | 2-37 | 3-157 |
| No. and Yards Interception Returns | 0-0 | 2-17 |
| PENALTIES Number and Yards | 10-77 | 8-86 |
| FUMBLES Number and Lost | 3-0 | 3-0 |
| TOUCHDOWNS | 2 | 3 |
| Rushing | 1 | 1 |
| Passing | 1 | 1 |
| Kickoff Returns | 0 | 1 |
| EXTRA POINTS Made-Attempts | 2-2 | 3-3 |
| Kicking Made-Attempts | 2-2 | 3-3 |
| FIELD GOALS Made-Attempts | 3-3 | 2-2 |
| RED ZONE EFFICIENCY | 1-5-20% | 1-4-25% |
| GOAL TO GO EFFICIENCY | 0-1-0% | 1-2-50% |
| SAFETIES | 0 | 0 |
| FINAL SCORE | 23 | 27 |
| TIME OF POSSESSION | 29:38 | 30:22 |

Ball Possession And Drive Chart

New York Jets

| # | Time Recd | Time Lost | Time Poss | How Ball Obtained | Drive Began | # Play | Yds Gain | Yds Pen | Net Yds | 1st Down | Last Scrm | How Given Up |
|----|-----------|-----------|-----------|-------------------|-------------|--------|----------|---------|---------|----------|-----------|--------------|
| 1 | 15:00 | 8:26 | 6:34 | Kickoff | NYJ 25 | 13 | 65 | 5 | 70 | 4 | * MIA 5 | Field Goal |
| 2 | 4:56 | 0:35 | 4:21 | Kickoff | NYJ 25 | 8 | 60 | 15 | 75 | 4 | MIA 31 | Touchdown |
| 3 | 10:16 | 5:20 | 4:56 | Kickoff | NYJ 22 | 9 | 80 | -5 | 75 | 2 | * MIA 3 | Field Goal |
| 4 | 2:07 | 1:19 | 0:48 | Punt | NYJ 11 | 3 | 2 | 0 | 2 | 0 | NYJ 13 | Punt |
| 5 | 11:31 | 10:01 | 1:30 | Punt | NYJ 27 | 3 | 9 | 0 | 9 | 0 | NYJ 36 | Punt |
| 6 | 5:08 | 5:00 | 0:08 | Kickoff | NYJ 25 | 1 | 0 | 0 | 0 | 0 | NYJ 25 | Interception |
| 7 | 3:22 | 12:50 | 5:32 | Kickoff | NYJ 23 | 9 | 47 | 20 | 67 | 4 | * MIA 10 | Field Goal |
| 8 | 10:18 | 7:00 | 3:18 | Punt | NYJ 10 | 6 | 53 | 26 | 79 | 3 | * MIA 11 | Interception |
| 9 | 5:52 | 5:42 | 0:10 | Downs | MIA 18 | 2 | 18 | 0 | 18 | 1 | * MIA 18 | Touchdown |
| 10 | 5:15 | 2:54 | 2:21 | Kickoff | NYJ 25 | 3 | -4 | 0 | -4 | 0 | NYJ 21 | Punt |

(275) Average NYJ 28

Miami Dolphins

| # | Time Recd | Time Lost | Time Poss | How Ball Obtained | Drive Began | # Play | Yds Gain | Yds Pen | Net Yds | 1st Down | Last Scrm | How Given Up |
|----|-----------|-----------|-----------|-------------------|-------------|--------|----------|---------|---------|----------|-----------|--------------|
| 1 | 8:26 | 4:56 | 3:30 | Kickoff | MIA 25 | 6 | 40 | 35 | 75 | 4 | NYJ 20 | Touchdown |
| 2 | 0:35 | 10:16 | 5:19 | Kickoff | MIA 25 | 11 | 75 | 0 | 75 | 5 | * NYJ 1 | Touchdown |
| 3 | 5:20 | 2:07 | 3:13 | Kickoff | MIA 28 | 6 | 12 | 15 | 27 | 2 | NYJ 45 | Punt |
| 4 | 1:19 | 0:00 | 1:19 | Punt | MIA 36 | 5 | 8 | 0 | 8 | 1 | NYJ 44 | End of Half |
| 5 | 15:00 | 11:31 | 3:29 | Kickoff | MIA 25 | 6 | 11 | 0 | 11 | 1 | MIA 36 | Punt |
| 6 | 10:01 | 5:08 | 4:53 | Punt | MIA 29 | 10 | 51 | 5 | 56 | 3 | * NYJ 15 | Field Goal |
| 7 | 5:00 | 3:22 | 1:38 | Interception | NYJ 14 | 4 | 8 | -5 | 3 | 0 | * NYJ 11 | Field Goal |
| 8 | 12:50 | 10:18 | 2:32 | Kickoff | MIA 27 | 6 | 24 | 0 | 24 | 1 | NYJ 49 | Punt |
| 9 | 7:00 | 5:52 | 1:08 | Interception | MIA 20 | 4 | -2 | 0 | -2 | 0 | MIA 24 | Downs |
| 10 | 5:42 | 5:15 | 0:27 | Kickoff | | 0 | 0 | 0 | 0 | 0 | | Touchdown |
| 11 | 2:54 | 0:00 | 2:54 | Punt | MIA 46 | 6 | 41 | 2 | 43 | 3 | * NYJ 10 | End of Game |

(347) Average MIA 35

* inside opponent's 20

Time of Possession by Quarter

| | 1st | 2nd | 3rd | 4th | OT | Total |
|-----------------------|-------|------|-------|------|----|-------|
| Visitor New York Jets | 10:55 | 5:44 | 5:00 | 7:59 | | 29:38 |
| Home Miami Dolphins | 4:05 | 9:16 | 10:00 | 7:01 | | 30:22 |

Kickoff Drive No.-Start Average

Jets: 6 - NYJ 24 Dolphins: 5 - MIA 26

Final Defensive Statistics

| New York Jets | Regular Defensive Plays | | | | | | | | | | | | Special Teams | | | | | Misc | | | |
|---------------|-------------------------|-----------|-----------|----------|-----------|----------|----------|----------|----------|----------|----------|----------|---------------|----------|----------|----------|----------|----------|----------|----------|----------|
| | TKL | AST | COMB | SK | / YDS | TFL | Q | IN | PD | FF | FR | TKL | AST | FF | FR | BL | TKL | AST | FF | FR | |
| S.Richardson | 2 | 5 | 7 | 0 | 0 | 0 | 0 | 0 | 1 | 0 | 0 | 0 | 0 | 0 | 0 | 0 | 0 | 0 | 0 | 0 | 0 |
| D.Harris | 4 | 1 | 5 | 0 | 0 | 0 | 0 | 0 | 0 | 0 | 0 | 0 | 0 | 0 | 0 | 0 | 0 | 0 | 0 | 0 | 0 |
| M.Gilchrist | 3 | 2 | 5 | 0 | 0 | 0 | 0 | 0 | 1 | 0 | 0 | 0 | 0 | 0 | 0 | 0 | 0 | 0 | 0 | 0 | 0 |
| D.Revis | 3 | 2 | 5 | 0 | 0 | 1 | 0 | 0 | 0 | 0 | 0 | 0 | 0 | 0 | 0 | 0 | 0 | 0 | 0 | 0 | 0 |
| M.Wilkerson | 2 | 3 | 5 | 0 | 0 | 0 | 0 | 0 | 0 | 0 | 0 | 0 | 0 | 0 | 0 | 0 | 0 | 0 | 0 | 0 | 0 |
| L.Williams | 4 | 0 | 4 | 0 | 0 | 2 | 2 | 0 | 0 | 0 | 0 | 0 | 0 | 0 | 0 | 0 | 0 | 0 | 0 | 0 | 0 |
| S.McLendon | 3 | 1 | 4 | 0 | 0 | 1 | 0 | 0 | 0 | 1 | 0 | 0 | 0 | 0 | 0 | 0 | 0 | 0 | 0 | 0 | 0 |
| D.Roberts | 3 | 1 | 4 | 0 | 0 | 0 | 0 | 0 | 0 | 0 | 0 | 0 | 0 | 0 | 0 | 0 | 0 | 0 | 0 | 0 | 0 |
| C.Pryor | 3 | 0 | 3 | 0 | 0 | 0 | 0 | 0 | 0 | 0 | 0 | 0 | 0 | 0 | 0 | 0 | 0 | 0 | 0 | 0 | 0 |
| J.Stanford | 3 | 0 | 3 | 0 | 0 | 0 | 0 | 0 | 0 | 0 | 0 | 0 | 0 | 0 | 0 | 0 | 0 | 0 | 0 | 0 | 0 |
| L.Mauldin | 2 | 1 | 3 | 0.5 | 6 | 0 | 3 | 0 | 0 | 0 | 0 | 0 | 0 | 0 | 0 | 0 | 0 | 0 | 0 | 0 | 0 |
| Jo.Jenkins | 2 | 1 | 3 | 0 | 0 | 0 | 0 | 0 | 1 | 0 | 0 | 0 | 0 | 0 | 0 | 0 | 0 | 0 | 0 | 0 | 0 |
| B.Skrine | 2 | 0 | 2 | 0 | 0 | 0 | 0 | 0 | 0 | 0 | 0 | 0 | 0 | 0 | 0 | 0 | 0 | 0 | 0 | 0 | 0 |
| R.Miles | 1 | 1 | 2 | 0 | 0 | 0 | 0 | 0 | 0 | 0 | 0 | 1 | 0 | 0 | 0 | 0 | 0 | 0 | 0 | 0 | 0 |
| C.Spiller | 1 | 0 | 1 | 0 | 0 | 0 | 0 | 0 | 0 | 1 | 0 | 0 | 0 | 0 | 0 | 0 | 0 | 0 | 0 | 0 | 0 |
| M.Catapano | 1 | 0 | 1 | 0 | 0 | 0 | 0 | 0 | 0 | 0 | 0 | 0 | 0 | 0 | 0 | 0 | 0 | 0 | 0 | 0 | 0 |
| T.Jones | 1 | 0 | 1 | 0 | 0 | 1 | 0 | 0 | 0 | 0 | 0 | 0 | 0 | 0 | 0 | 0 | 0 | 0 | 0 | 0 | 0 |
| J.Martin | 0 | 1 | 1 | 0.5 | 6 | 0 | 1 | 0 | 0 | 0 | 0 | 0 | 0 | 0 | 0 | 0 | 0 | 0 | 0 | 0 | 0 |
| N.Marshall | 0 | 0 | 0 | 0 | 0 | 0 | 0 | 0 | 0 | 0 | 0 | 1 | 0 | 0 | 0 | 0 | 0 | 0 | 0 | 0 | 0 |
| J.Burris | 0 | 0 | 0 | 0 | 0 | 0 | 0 | 0 | 0 | 0 | 0 | 1 | 0 | 0 | 0 | 0 | 0 | 0 | 0 | 0 | 0 |
| J.Marshall | 0 | 0 | 0 | 0 | 0 | 0 | 0 | 0 | 0 | 0 | 0 | 0 | 0 | 0 | 1 | 0 | 0 | 0 | 0 | 0 | 0 |
| C.Peake | 0 | 0 | 0 | 0 | 0 | 0 | 0 | 0 | 0 | 0 | 0 | 0 | 0 | 0 | 0 | 1 | 0 | 0 | 0 | 0 | 0 |
| B.Giacomini | 0 | 0 | 0 | 0 | 0 | 0 | 0 | 0 | 0 | 0 | 0 | 0 | 0 | 0 | 0 | 0 | 0 | 0 | 0 | 1 | 1 |
| J.Carpenter | 0 | 0 | 0 | 0 | 0 | 0 | 0 | 0 | 0 | 0 | 0 | 0 | 0 | 0 | 0 | 0 | 0 | 0 | 0 | 1 | 1 |
| Total | 40 | 19 | 59 | 1 | 12 | 5 | 6 | 0 | 3 | 2 | 0 | 3 | 0 | 0 | 1 | 0 | 1 | 0 | 0 | 2 | 2 |

TKL = Tackle AST = Assist COMB = Combined QH=QB Hit IN = Interception PD = Pass Defense FF = Forced Fumble FR = Fumble Recovery

| Miami Dolphins | Regular Defensive Plays | | | | | | | | | | | | Special Teams | | | | | Misc | | | |
|----------------|-------------------------|----------|-----------|----------|-----------|----------|----------|----------|----------|----------|----------|----------|---------------|----------|----------|----------|----------|----------|----------|----------|----------|
| | TKL | AST | COMB | SK | / YDS | TFL | QH | IN | PD | FF | FR | TKL | AST | FF | FR | BL | TKL | AST | FF | FR | |
| S.Paysinger | 5 | 0 | 5 | 0 | 0 | 0 | 1 | 0 | 0 | 0 | 0 | 0 | 0 | 0 | 0 | 0 | 0 | 0 | 0 | 0 | 1 |
| K.Alonso | 5 | 0 | 5 | 0 | 0 | 0 | 0 | 0 | 2 | 0 | 0 | 0 | 0 | 0 | 0 | 0 | 0 | 0 | 0 | 0 | 0 |
| N.Suh | 4 | 1 | 5 | 1 | 8 | 1 | 1 | 0 | 1 | 0 | 0 | 0 | 0 | 0 | 0 | 0 | 0 | 0 | 0 | 0 | 0 |
| C.Wake | 4 | 0 | 4 | 2 | 12 | 0 | 2 | 0 | 0 | 2 | 0 | 0 | 0 | 0 | 0 | 0 | 0 | 0 | 0 | 0 | 0 |
| T.Lippett | 3 | 1 | 4 | 0 | 0 | 0 | 0 | 0 | 0 | 0 | 0 | 0 | 0 | 0 | 0 | 0 | 0 | 0 | 0 | 0 | 0 |
| B.Maxwell | 3 | 1 | 4 | 0 | 0 | 0 | 0 | 0 | 0 | 0 | 0 | 0 | 0 | 0 | 0 | 0 | 0 | 0 | 0 | 0 | 0 |
| I.Abdul-Quddus | 2 | 2 | 4 | 0 | 0 | 0 | 0 | 0 | 0 | 0 | 0 | 0 | 0 | 0 | 0 | 0 | 0 | 0 | 0 | 0 | 0 |
| A.Branch | 3 | 0 | 3 | 0 | 0 | 0 | 1 | 0 | 0 | 0 | 0 | 0 | 0 | 0 | 0 | 0 | 0 | 0 | 0 | 0 | 0 |
| B.McCain | 3 | 0 | 3 | 0 | 0 | 1 | 0 | 1 | 1 | 0 | 0 | 0 | 0 | 0 | 0 | 0 | 0 | 0 | 0 | 0 | 0 |
| J.Jenkins | 3 | 0 | 3 | 0 | 0 | 1 | 0 | 0 | 0 | 0 | 0 | 0 | 0 | 0 | 0 | 0 | 0 | 0 | 0 | 0 | 0 |
| M.Thomas | 1 | 0 | 1 | 0 | 0 | 0 | 1 | 0 | 0 | 0 | 0 | 1 | 0 | 0 | 0 | 0 | 0 | 0 | 0 | 0 | 0 |
| J.Phillips | 1 | 0 | 1 | 0 | 0 | 0 | 0 | 1 | 1 | 0 | 0 | 0 | 0 | 0 | 0 | 0 | 0 | 0 | 0 | 0 | 0 |
| B.Rambo | 1 | 0 | 1 | 0 | 0 | 0 | 0 | 0 | 0 | 0 | 0 | 0 | 0 | 0 | 0 | 0 | 0 | 0 | 0 | 0 | 0 |
| J.Jones | 1 | 0 | 1 | 0 | 0 | 0 | 0 | 0 | 0 | 0 | 0 | 0 | 0 | 0 | 0 | 0 | 0 | 0 | 0 | 0 | 0 |
| D.Butler | 1 | 0 | 1 | 0 | 0 | 0 | 0 | 0 | 0 | 0 | 0 | 0 | 0 | 0 | 0 | 0 | 0 | 0 | 0 | 0 | 0 |
| M.Hull | 0 | 0 | 0 | 0 | 0 | 0 | 0 | 0 | 0 | 0 | 0 | 1 | 1 | 0 | 0 | 0 | 0 | 0 | 0 | 0 | 0 |
| W.Aikens | 0 | 0 | 0 | 0 | 0 | 0 | 0 | 0 | 0 | 0 | 0 | 1 | 0 | 0 | 0 | 0 | 0 | 0 | 0 | 0 | 0 |
| K.Drake | 0 | 0 | 0 | 0 | 0 | 0 | 0 | 0 | 0 | 0 | 0 | 0 | 1 | 0 | 0 | 0 | 0 | 0 | 0 | 0 | 0 |
| J.Ajayi | 0 | 0 | 0 | 0 | 0 | 0 | 0 | 0 | 0 | 0 | 0 | 0 | 0 | 0 | 0 | 0 | 0 | 0 | 0 | 1 | 1 |
| M.Darr | 0 | 0 | 0 | 0 | 0 | 0 | 0 | 0 | 0 | 0 | 0 | 0 | 0 | 0 | 0 | 0 | 0 | 0 | 0 | 1 | 1 |
| Total | 40 | 5 | 45 | 3 | 20 | 3 | 6 | 2 | 5 | 2 | 0 | 3 | 2 | 0 | 0 | 0 | 0 | 0 | 0 | 3 | 3 |

New York Jets vs Miami Dolphins
11/6/2016 at Hard Rock Stadium

First Half Summary

PERIOD SCORES

Jets 10 3 = 13
 Dolphins 7 7 = 14

TIME OF POSSESSION

Jets 16:39
 Dolphins 13:21

Scoring Plays

| Team | Qtr | Time | Play Description (Extra Point) (Drive Info) | Visitor | Home |
|----------|-----|-------|---|---------|------|
| Jets | 1 | 8:26 | N.Folk 23 yd. Field Goal (13-70, 6:34) | 3 | 0 |
| Dolphins | 1 | 4:56 | J.Ajayi 20 yd. run (A.Franks kick) (6-75, 3:30) | 3 | 7 |
| Jets | 1 | 0:35 | M.Forte 31 yd. run (N.Folk kick) (8-75, 4:21) | 10 | 7 |
| Dolphins | 2 | 10:16 | D.Jones 1 yd. pass from R.Tannehill (A.Franks kick) (11-75, 5:19) | 10 | 14 |
| Jets | 2 | 5:20 | N.Folk 21 yd. Field Goal (9-75, 4:56) | 13 | 14 |

| | New York Jets | Miami Dolphins |
|--|---------------|----------------|
| TOTAL FIRST DOWNS | 10 | 12 |
| First Downs Rushing-Passing-by Penalty | 3 - 5 - 2 | 3 - 6 - 3 |
| THIRD DOWN EFFICIENCY | 3-7-43% | 3-4-75% |
| TOTAL NET YARDS | 209 | 135 |
| Total Offensive Plays | 31 | 28 |
| NET YARDS RUSHING | 110 | 49 |
| NET YARDS PASSING | 99 | 86 |
| Gross Yards Passing | 111 | 98 |
| Times thrown-yards lost attempting to pass | 2-12 | 1-12 |
| Pass Attempts-Completions-Had Intercepted | 17 - 12 - 0 | 14 - 11 - 0 |
| Punts-Number and Average | 1 - 44 | 1 - 34 |
| Penalties-Number and Yards | 6 - 60 | 4 - 35 |
| Fumbles-Number and Lost | 3 - 0 | 1 - 0 |
| Red Zone Efficiency | 0-2-0% | 1-1-100% |
| Average Drive Start | NYJ 21 | MIA 28 |

New York Jets

Miami Dolphins

| RUSHING | | | | | | RUSHING | | | | | |
|---------------|-----------|------------|------------|-----------|----------|--------------|-----------|-----------|------------|-----------|----------|
| | ATT | YDS | AVG | LG | TD | | ATT | YDS | AVG | LG | TD |
| M.Forte | 7 | 73 | 10.4 | 32 | 1 | J.Ajayi | 10 | 26 | 2.6 | 20 | 1 |
| R.Fitzpatrick | 2 | 19 | 9.5 | 14 | 0 | D.Williams | 3 | 23 | 7.7 | 23 | 0 |
| B.Powell | 3 | 18 | 6.0 | 8 | 0 | | | | | | |
| Total | 12 | 110 | 9.2 | 32 | 1 | Total | 13 | 49 | 3.8 | 23 | 1 |

| PASSING | | | | | | | | | | PASSING | | | | | | | | | |
|---------------|-----------|-----------|------------|-------------|----------|-----------|----------|-------------|--------------|-----------|-----------|-----------|-------------|----------|-----------|----------|--------------|--|--|
| | ATT | CMP | YDS | SK/YD | TD | LG | IN | RT | | ATT | CMP | YDS | SK/YD | TD | LG | IN | RT | | |
| R.Fitzpatrick | 17 | 12 | 111 | 2/12 | 0 | 21 | 0 | 88.1 | R.Tannehill | 13 | 11 | 98 | 1/12 | 1 | 24 | 0 | 123.7 | | |
| | | | | | | | | | J.Landry | 1 | 0 | 0 | 0/0 | 0 | 0 | 0 | 39.6 | | |
| Total | 17 | 12 | 111 | 2/12 | 0 | 21 | 0 | 88.1 | Total | 14 | 11 | 98 | 1/12 | 1 | 24 | 0 | 119.6 | | |

| PASS RECEIVING | | | | | | | | PASS RECEIVING | | | | | | | |
|----------------|-----------|-----------|------------|------------|-----------|----------|--------------|----------------|-----------|-----------|------------|-----------|----------|--|--|
| | TAR | REC | YDS | AVG | LG | TD | | TAR | REC | YDS | AVG | LG | TD | | |
| B.Marshall | 6 | 5 | 32 | 6.4 | 15 | 0 | J.Ajayi | 3 | 3 | 19 | 6.3 | 10 | 0 | | |
| J.Marshall | 2 | 2 | 41 | 20.5 | 21 | 0 | D.Jones | 2 | 2 | 25 | 12.5 | 24 | 1 | | |
| R.Anderson | 3 | 2 | 18 | 9.0 | 11 | 0 | D.Williams | 3 | 2 | 20 | 10.0 | 19 | 0 | | |
| B.Powell | 2 | 2 | 15 | 7.5 | 8 | 0 | J.Landry | 3 | 2 | 19 | 9.5 | 11 | 0 | | |
| M.Forte | 1 | 1 | 5 | 5.0 | 5 | 0 | K.Stills | 1 | 1 | 11 | 11.0 | 11 | 0 | | |
| Q.Enunwa | 3 | 0 | 0 | 0.0 | 0 | 0 | D.Parker | 1 | 1 | 4 | 4.0 | 4 | 0 | | |
| | | | | | | | M.Gray | 1 | 0 | 0 | 0.0 | 0 | 0 | | |
| Total | 17 | 12 | 111 | 9.3 | 21 | 0 | Total | 14 | 11 | 98 | 8.9 | 24 | 1 | | |

New York Jets

Regular Defensive Plays

Special Teams

Misc

| | TKL | AST | COMB | SK | / YDS | TFL | Q | IN | PD | FF | FR | TKL | AST | FF | FR | BL | TKL | AST | FF | FR | |
|--------------|----------|----------|-----------|----------|----------|----------|----------|----------|----------|----------|----------|----------|----------|----------|----------|----------|----------|----------|----------|----------|----------|
| D.Harris | 3 | 0 | 3 | 0 | 0 | 0 | 0 | 0 | 0 | 0 | 0 | 0 | 0 | 0 | 0 | 0 | 0 | 0 | 0 | 0 | 0 |
| S.McLendon | 3 | 0 | 3 | 0 | 0 | 1 | 0 | 0 | 0 | 1 | 0 | 0 | 0 | 0 | 0 | 0 | 0 | 0 | 0 | 0 | 0 |
| D.Revis | 2 | 1 | 3 | 0 | 0 | 0 | 0 | 0 | 0 | 0 | 0 | 0 | 0 | 0 | 0 | 0 | 0 | 0 | 0 | 0 | 0 |
| S.Richardson | 1 | 2 | 3 | 0 | 0 | 0 | 0 | 0 | 0 | 0 | 0 | 0 | 0 | 0 | 0 | 0 | 0 | 0 | 0 | 0 | 0 |
| Total | 9 | 3 | 12 | 0 | 0 | 1 | 0 | 0 | 0 | 1 | 0 | 0 | 0 | 0 | 0 | 0 | 0 | 0 | 0 | 0 | 0 |

First Half Summary

| Miami Dolphins | Regular Defensive Plays | | | | | | | | | | | Special Teams | | | | | Misc | | | |
|----------------|-------------------------|----------|-----------|----------|-----------|----------|----------|----------|----------|----------|----------|---------------|----------|----------|----------|----------|----------|----------|----------|----------|
| | TKL | AST | COMB | SK | / YDS | TFL | QH | IN | PD | FF | FR | TKL | AST | FF | FR | BL | TKL | AST | FF | FR |
| K.Alonso | 4 | 0 | 4 | 0 | 0 | 0 | 0 | 0 | 1 | 0 | 0 | 0 | 0 | 0 | 0 | 0 | 0 | 0 | 0 | 0 |
| J.Jenkins | 3 | 0 | 3 | 0 | 0 | 1 | 0 | 0 | 0 | 0 | 0 | 0 | 0 | 0 | 0 | 0 | 0 | 0 | 0 | 0 |
| C.Wake | 3 | 0 | 3 | 2 | 12 | 0 | 2 | 0 | 0 | 2 | 0 | 0 | 0 | 0 | 0 | 0 | 0 | 0 | 0 | 0 |
| T.Lippett | 2 | 1 | 3 | 0 | 0 | 0 | 0 | 0 | 0 | 0 | 0 | 0 | 0 | 0 | 0 | 0 | 0 | 0 | 0 | 0 |
| Total | 12 | 1 | 13 | 2 | 12 | 1 | 2 | 0 | 1 | 2 | 0 | 0 | 0 | 0 | 0 | 0 | 0 | 0 | 0 | 0 |

First Quarter

11/6/2016

Play By Play

MIA wins the coin toss and elects to defer. NYJ elects to Receive, and MIA elects to defend the east goal.

A.Franks kicks 65 yards from MIA 35 to end zone, Touchback.

New York Jets at 15:00

| | | |
|--------------------|---|----|
| 1-10-NYJ 25 | (15:00) (Shotgun) R.Fitzpatrick pass incomplete short left to Q.Enunwa. | |
| 2-10-NYJ 25 | (14:56) R.Fitzpatrick pass short right to R.Anderson to NYJ 32 for 7 yards (T.Lippett). | |
| 3-3-NYJ 32 | (14:15) (Shotgun) R.Fitzpatrick pass incomplete short middle to Q.Enunwa. <i>PENALTY on MIA-J.Jenkins, Defensive Pass Interference, 5 yards, enforced at NYJ 32 - No Play.</i> | X1 |
| <u>1-10-NYJ 37</u> | (14:08) (Shotgun) R.Fitzpatrick pass short middle to B.Marshall to MIA 48 for 15 yards (B.Rambo). | P2 |
| <u>1-10-MIA 48</u> | (13:28) (Shotgun) M.Forte left guard to MIA 47 for 1 yard (N.Suh). | |
| 2-9-MIA 47 | (12:43) R.Fitzpatrick pass incomplete deep right to R.Anderson. | |
| 3-9-MIA 47 | (12:37) (Shotgun) R.Fitzpatrick scrambles up the middle to MIA 33 for 14 yards. Lateral to B.Powell to MIA 25 for 8 yards (K.Alonso). | R3 |
| <u>1-10-MIA 25</u> | (11:56) M.Forte left guard to MIA 25 for no gain (J.Jenkins). | |
| 2-10-MIA 25 | (11:20) R.Fitzpatrick pass short middle to M.Forte to MIA 20 for 5 yards (K.Alonso). | |
| 3-5-MIA 20 | (10:32) (Shotgun) R.Fitzpatrick pass short right to B.Powell to MIA 13 for 7 yards (J.Jones). | P4 |
| <u>1-10-MIA 13</u> | (9:47) (Shotgun) R.Fitzpatrick pass short right to B.Marshall pushed ob at MIA 5 for 8 yards (B.Maxwell). | |
| 2-2-MIA 5 | (9:13) B.Powell left tackle to MIA 5 for no gain (J.Jenkins). | |
| 3-2-MIA 5 | (8:34) R.Fitzpatrick pass incomplete short left to B.Marshall. | |
| 4-2-MIA 5 | (8:30) N.Folk 23 yard field goal is GOOD, Center-T.Purdum, Holder-L.Edwards. | |

NYJ 3 MIA 0, 13 plays, 70 yards, 1 penalty, 6:34 drive, 6:34 elapsed

N.Folk kicks 65 yards from NYJ 35 to end zone, Touchback.

Miami Dolphins at 8:26

| | | |
|--------------------|--|----|
| 1-10-MIA 25 | (8:26) J.Ajayi left guard to MIA 22 for -3 yards (S.McLendon). FUMBLES (S.McLendon), and recovers at MIA 23. J.Ajayi to MIA 23 for no gain (S.McLendon). | |
| 2-12-MIA 23 | (7:53) R.Tannehill pass short right to D.Jones to MIA 47 for 24 yards (D.Revis). | P1 |
| <u>1-10-MIA 47</u> | <i>(7:13) PENALTY on NYJ-L.Williams, Neutral Zone Infraction, 5 yards, enforced at MIA 47 - No Play.</i> | |
| 1-5-NYJ 48 | (6:57) J.Ajayi left tackle to NYJ 49 for -1 yards (Jo.Jenkins). <i>PENALTY on NYJ-B.Skrine, Unnecessary Roughness, 15 yards, enforced at NYJ 49.</i> | X2 |
| <u>1-10-NYJ 34</u> | (6:34) (Shotgun) J.Ajayi up the middle to NYJ 39 for -5 yards (C.Pryor). <i>PENALTY on NYJ-C.Pryor, Taunting, 15 yards, enforced at NYJ 39.</i> | X3 |
| <u>1-10-NYJ 24</u> | (5:45) (Shotgun) R.Tannehill pass short right to D.Parker to NYJ 20 for 4 yards (D.Harris). | |
| 2-6-NYJ 20 | (5:04) J.Ajayi left tackle for 20 yards, TOUCHDOWN. A.Franks extra point is GOOD, Center-J.Denney, Holder-M.Darr. | R4 |

NYJ 3 MIA 7, 6 plays, 75 yards, 3 penalties, 3:30 drive, 10:04 elapsed

A.Franks kicks 65 yards from MIA 35 to end zone, Touchback.

New York Jets at 4:56

| | | |
|--------------------|--|----|
| 1-10-NYJ 25 | <i>(4:56) (Shotgun) PENALTY on MIA-N.Suh, Encroachment, 5 yards, enforced at NYJ 25 - No Play.</i> | |
| 1-5-NYJ 30 | (4:56) (Shotgun) M.Forte left guard to NYJ 31 for 1 yard (J.Phillips). | |
| 2-4-NYJ 31 | <i>(4:22) (Shotgun) PENALTY on NYJ-B.Giacomini, False Start, 5 yards, enforced at NYJ 31 - No Play.</i> | |
| 2-9-NYJ 26 | (4:04) (Shotgun) R.Fitzpatrick pass short right to R.Anderson to NYJ 37 for 11 yards (T.Lippett). | P5 |
| <u>1-10-NYJ 37</u> | (3:26) (Shotgun) M.Forte left tackle to NYJ 41 for 4 yards (K.Alonso). | |
| 2-6-NYJ 41 | (2:41) (Shotgun) R.Fitzpatrick sacked at NYJ 35 for -6 yards (C.Wake). FUMBLES (C.Wake) [C.Wake], recovered by NYJ-B.Giacomini at NYJ 35. B.Giacomini to NYJ 35 for no gain (J.Jenkins). | |
| 3-12-NYJ 35 | (1:54) (Shotgun) R.Fitzpatrick pass short right to B.Marshall to NYJ 34 for -1 yards (A.Branch). <i>PENALTY on MIA-A.Branch, Horse Collar Tackle, 15 yards, enforced at NYJ 34.</i> | X6 |
| <u>1-10-NYJ 49</u> | (1:27) (Shotgun) R.Fitzpatrick pass incomplete deep middle to Q.Enunwa (K.Alonso). | |
| 2-10-NYJ 49 | (1:23) R.Fitzpatrick pass deep left to J.Marshall to MIA 31 for 20 yards (I.Abdul-Quddus) [M.Thomas]. | P7 |
| <u>1-10-MIA 31</u> | (:42) D.Dozier reported in as eligible. M.Forte left tackle for 31 yards, TOUCHDOWN. N.Folk extra point is GOOD, Center-T.Purdum, Holder-L.Edwards. | R8 |

NYJ 10 MIA 7, 8 plays, 75 yards, 2 penalties, 4:21 drive, 14:25 elapsed

N.Folk kicks 65 yards from NYJ 35 to end zone, Touchback.

Miami Dolphins at 0:35

| | | |
|-------------|---|----|
| 1-10-MIA 25 | (:35) R.Tannehill pass short middle to J.Landry to MIA 36 for 11 yards (D.Roberts). | P5 |
|-------------|---|----|

New York Jets vs Miami Dolphins at Hard Rock Stadium

1-10-MIA 36 (:02) J.Ajayi left guard to MIA 43 for 7 yards (S.McLendon).

END OF QUARTER

| | Score | Time Poss | First Downs | | | | Efficiencies | |
|-----------------------|-----------|--------------|-------------|----------|----------|----------|--------------|------------|
| | | | R | P | X | T | 3 Down | 4 Down |
| New York Jets | 10 | 10:55 | 2 | 4 | 2 | 8 | 2/4 | 0/0 |
| Miami Dolphins | 7 | 4:05 | 1 | 2 | 2 | 5 | 0/0 | 0/0 |

Second Quarter

11/6/2016

Play By Play

Miami Dolphins continued.

| | | |
|--------------------|--|----|
| 2-3-MIA 43 | (15:00) J.Ajayi left tackle to MIA 48 for 5 yards (D.Harris). | R6 |
| <u>1-10-MIA 48</u> | (14:18) R.Tannehill pass incomplete short left to J.Landry [L.Williams]. | |
| 2-10-MIA 48 | (14:10) D.Williams right tackle to NYJ 29 for 23 yards (M.Gilchrist; D.Revis). | R7 |
| <u>1-10-NYJ 29</u> | (13:28) J.Landry pass incomplete deep right to M.Gray. Tannehill backwards lateral to Landry. | |
| 2-10-NYJ 29 | (13:20) D.Williams right end to NYJ 28 for 1 yard (M.Wilkerson). | |
| 3-9-NYJ 28 | (12:32) (Shotgun) R.Tannehill pass short right to D.Williams pushed ob at NYJ 9 for 19 yards (M.Catapano). | P8 |
| <u>1-9-NYJ 9</u> | (12:03) J.Ajayi left tackle to NYJ 9 for no gain (L.Mauldin). | |
| 2-9-NYJ 9 | (11:21) R.Tannehill pass short right to J.Landry to NYJ 1 for 8 yards (M.Gilchrist). | |
| 3-1-NYJ 1 | (10:20) (Shotgun) K.Urbik reported in as eligible. R.Tannehill pass short right to D.Jones for 1 yard, TOUCHDOWN. The Replay Official reviewed the pass completion ruling, and the play was Upheld. The ruling on the field stands. A.Franks extra point is GOOD, Center-J.Denney, Holder-M.Darr. | P9 |

NYJ 10 MIA 14, 11 plays, 75 yards, 5:19 drive, 4:44 elapsed

A.Franks kicks 66 yards from MIA 35 to NYJ -1. C.Spiller to NYJ 22 for 23 yards (M.Hull; K.Drake).

New York Jets at 10:16, (1st play from scrimmage 10:10)

| | | |
|--------------------|--|-----|
| 1-10-NYJ 22 | (10:10) (Shotgun) R.Fitzpatrick pass short right to B.Marshall to NYJ 28 for 6 yards (K.Alonso). | |
| 2-4-NYJ 28 | (9:34) (Shotgun) R.Fitzpatrick pass short middle to J.Marshall to NYJ 49 for 21 yards (B.McCain). MIA-J.Jenkins was injured during the play. His return is Probable. | P9 |
| <u>1-10-NYJ 49</u> | (9:08) R.Fitzpatrick scrambles right end to MIA 46 for 5 yards (D.Butler). | |
| 2-5-MIA 46 | (8:28) (Shotgun) M.Forte right tackle to MIA 42 for 4 yards (C.Wake). | |
| 3-1-MIA 42 | (7:45) M.Forte up the middle pushed ob at MIA 10 for 32 yards (I.Abdul-Quddus; T.Lippett). | R10 |
| <u>1-10-MIA 10</u> | <i>(7:04) D.Dozier reported in as eligible. PENALTY on NYJ-B.Winters, False Start, 5 yards, enforced at MIA 10 - No Play.</i> | |
| 1-15-MIA 15 | (6:44) (Shotgun) R.Fitzpatrick pass short left to B.Powell pushed ob at MIA 7 for 8 yards (S.Paysinger). | |
| 2-7-MIA 7 | (6:08) R.Fitzpatrick pass short left to B.Marshall to MIA 3 for 4 yards (B.Maxwell). | |
| 3-3-MIA 3 | (5:27) R.Fitzpatrick pass incomplete short middle to Q.Enunwa (N.Suh). | |
| 4-3-MIA 3 | (5:23) N.Folk 21 yard field goal is GOOD, Center-T.Purdum, Holder-L.Edwards. | |

NYJ 13 MIA 14, 9 plays, 75 yards, 4:56 drive, 9:40 elapsed

N.Folk kicks 71 yards from NYJ 35 to MIA -6. J.Grant to MIA 28 for 34 yards (R.Miles).

Miami Dolphins at 5:20, (1st play from scrimmage 5:14)

| | | |
|--------------------|--|-----|
| 1-10-MIA 28 | (5:14) J.Ajayi left tackle to MIA 29 for 1 yard (S.Richardson). NYJ-S.McLendon was injured during the play. His return is Questionable. <i>PENALTY on NYJ-S.Richardson, Unnecessary Roughness, 15 yards, enforced at MIA 29.</i> | X10 |
| <u>1-10-MIA 44</u> | (4:52) J.Ajayi right tackle to MIA 43 for -1 yards (S.Richardson; M.Wilkerson). | |
| 2-11-MIA 43 | (4:12) (Shotgun) R.Tannehill pass short left to K.Stills pushed ob at NYJ 46 for 11 yards (D.Harris) [L.Williams]. | P11 |
| <u>1-10-NYJ 46</u> | (3:45) J.Ajayi left tackle to NYJ 44 for 2 yards (L.Williams). | |
| 2-8-NYJ 44 | (3:08) D.Williams right tackle to NYJ 45 for -1 yards (S.Richardson; Jo.Jenkins). | |
| 3-9-NYJ 45 | (2:26) (Shotgun) R.Tannehill pass incomplete short right to D.Williams. | |
| 4-9-NYJ 45 | (2:18) (Punt formation) M.Darr punts 34 yards to NYJ 11, Center-J.Denney. J.Marshall MUFFS catch, and recovers at NYJ 11. J.Marshall to NYJ 11 for no gain (W.Aikens). | |

New York Jets at 2:07

| | | |
|-------------|--|--|
| 1-10-NYJ 11 | (2:07) (Shotgun) B.Powell left tackle to NYJ 14 for 3 yards (S.Paysinger). | |
|-------------|--|--|

Two-Minute Warning

| | | |
|------------|---|--|
| 2-7-NYJ 14 | (2:00) (Shotgun) R.Fitzpatrick sacked at NYJ 6 for -8 yards (C.Wake). FUMBLES (C.Wake) [C.Wake], recovered by NYJ-J.Carpenter at NYJ 8. <i>Penalty on NYJ-B.Giacomini, Offensive Holding, declined.</i> | |
| 3-15-NYJ 6 | (1:56) (Shotgun) B.Powell left guard pushed ob at NYJ 13 for 7 yards (I.Abdul-Quddus; B.Maxwell). | |
| 4-8-NYJ 13 | (1:50) (Punt formation) L.Edwards punts 49 yards to MIA 38, Center-T.Purdum. J.Grant to MIA 46 for 8 yards (R.Miles; J.Stanford). <i>Penalty on NYJ-C.Peake, Player Out of Bounds on Punt, offsetting, enforced at NYJ 13 - No Play. Penalty on MIA-B.Rambo, Offensive Holding, offsetting.</i> | |
| 4-8-NYJ 13 | (1:37) (Punt formation) L.Edwards punts 44 yards to MIA 43, Center-T.Purdum. J.Grant for 57 yards, TOUCHDOWN NULLIFIED by Penalty. <i>PENALTY on MIA-K.Drake, Illegal Block Above the Waist, 10 yards, enforced at MIA 46.</i> | |

Miami Dolphins at 1:19

| | | |
|-------------|--|-----|
| 1-10-MIA 36 | (1:19) (Shotgun) R.Tannehill pass short middle to J.Ajayi to MIA 43 for 7 yards (J.Stanford). | |
| 2-3-MIA 43 | (:57) (Shotgun) R.Tannehill pass short right to J.Ajayi to MIA 45 for 2 yards (D.Revis). | |
| 3-1-MIA 45 | (:47) (Shotgun) R.Tannehill pass short left to J.Ajayi pushed ob at NYJ 45 for 10 yards (C.Pryor). | P12 |

New York Jets vs Miami Dolphins at Hard Rock Stadium

1-10-NYJ 45 (:43) (Shotgun) R.Tannehill pass short left to J.Landry to NYJ 35 for 10 yards (C.Pryor) [J.Stanford].

Penalty on MIA-J.James, Illegal Use of Hands, offsetting, enforced at NYJ 45 - No Play.

Penalty on NYJ-J.Stanford, Roughing the Passer, offsetting.

1-10-NYJ 45 (:36) (Shotgun) R.Tannehill pass short left to D.Williams to NYJ 44 for 1 yard (D.Roberts).

Timeout #1 by MIA at 00:30.

2-9-NYJ 44 (:30) (Shotgun) R.Tannehill sacked at MIA 44 for -12 yards (sack split by J.Martin and L.Mauldin).

END OF QUARTER

| | Score | Time Poss | First Downs | | | | Efficiencies | |
|-----------------------|-----------|-------------|-------------|----------|----------|----------|--------------|------------|
| | | | R | P | X | T | 3 Down | 4 Down |
| New York Jets | 13 | 5:44 | 1 | 1 | 0 | 2 | 1/3 | 0/0 |
| Miami Dolphins | 14 | 9:16 | 2 | 4 | 1 | 7 | 3/4 | 0/0 |

Third Quarter

11/6/2016

Play By Play

MIA elects to Receive, and NYJ elects to defend the goal.

N.Folk kicks 65 yards from NYJ 35 to end zone, Touchback.

Miami Dolphins at 15:00

- 1-10-MIA 25 (15:00) D.Williams left guard to MIA 26 for 1 yard (L.Williams).
Penalty on MIA-L.Carroo, Illegal Formation, declined.
- 2-9-MIA 26 (14:34) (Shotgun) R.Tannehill pass short left to D.Parker pushed ob at MIA 30 for 4 yards (B.Skrine).
- 3-5-MIA 30 (13:55) (Shotgun) R.Tannehill pass short right to K.Drake to MIA 36 for 6 yards (M.Wilkerson). P13
- 1-10-MIA 36 (13:19) J.Ajayi right tackle to MIA 38 for 2 yards (J.Stanford).
- 2-8-MIA 38 (12:34) J.Ajayi right end to MIA 36 for -2 yards (L.Williams).
- 3-10-MIA 36 (11:53) (Shotgun) R.Tannehill pass incomplete short right to J.Landry (M.Gilchrist).
- 4-10-MIA 36 (11:42) (Punt formation) M.Darr punts 47 yards to NYJ 17, Center-J.Denney. J.Marshall to NYJ 27 for 10 yards (M.Hull).

New York Jets at 11:31

- 1-10-NYJ 27 (11:31) (Shotgun) M.Forte left tackle to NYJ 33 for 6 yards (C.Wake).
- 2-4-NYJ 33 (10:56) (Shotgun) M.Forte up the middle to NYJ 36 for 3 yards (S.Paysinger).
- 3-1-NYJ 36 (10:11) (Shotgun) R.Fitzpatrick pass incomplete short middle to M.Forte (K.Alonso).
- 4-1-NYJ 36 (10:08) (Punt formation) L.Edwards punts 35 yards to MIA 29, Center-T.Purdum, fair catch by J.Grant.

Miami Dolphins at 10:01

- 1-10-MIA 29 (10:01) J.Ajayi up the middle to MIA 29 for no gain (S.Richardson; M.Wilkerson).
- 2-10-MIA 29 (9:19) R.Tannehill pass short left to J.Landry pushed ob at MIA 43 for 14 yards (C.Pryor). P14
- 1-10-MIA 43 (8:41) (Shotgun) *PENALTY on NYJ-S.Richardson, Neutral Zone Infraction, 5 yards, enforced at MIA 43 - No Play.*
- 1-5-MIA 48 (8:25) J.Ajayi left guard to NYJ 48 for 4 yards (D.Roberts; S.Richardson).
- 2-1-NYJ 48 (7:47) J.Ajayi left end pushed ob at NYJ 36 for 12 yards (D.Roberts). R15
- 1-10-NYJ 36 (7:18) (No Huddle, Shotgun) R.Tannehill pass short right to M.Gray to NYJ 32 for 4 yards (R.Miles).
- 2-6-NYJ 32 (6:48) J.Ajayi up the middle to NYJ 20 for 12 yards (M.Gilchrist; R.Miles). R16
- 1-10-NYJ 20 (6:03) (Shotgun) R.Tannehill pass incomplete short left to D.Parker (S.Richardson).
- 2-10-NYJ 20 (5:59) D.Williams right tackle to NYJ 15 for 5 yards (S.Richardson; D.Harris).
- 3-5-NYJ 15 (5:16) (Shotgun) R.Tannehill pass incomplete short left to M.Gray.
- 4-5-NYJ 15 (5:12) (Field Goal formation) **A.Franks 33 yard field goal is GOOD, Center-J.Denney, Holder-M.Darr.**

| |
|--|
| NYJ 13 MIA 17, 10 plays, 56 yards, 1 penalty, 4:53 drive, 9:52 elapsed |
|--|

A.Franks kicks 65 yards from MIA 35 to end zone, Touchback.

New York Jets at 5:08

- 1-10-NYJ 25 (5:08) (Shotgun) R.Fitzpatrick pass short middle intended for A.Seferian-Jenkins INTERCEPTED by J.Phillips at NYJ 31. J.Phillips to NYJ 14 for 17 yards (C.Peake).

Miami Dolphins at 5:00

- 1-10-NYJ 14 (5:00) R.Tannehill pass short right to M.Gray to NYJ 8 for 6 yards (D.Harris).
- 2-4-NYJ 8 (4:16) J.Ajayi right tackle to NYJ 6 for 2 yards (S.Richardson).
Timeout #1 by MIA at 03:32.
- 3-2-NYJ 6 (3:32) R.Tannehill pass incomplete short right to J.Ajayi (Jo.Jenkins).
- 4-2-NYJ 6 (3:29) (Field Goal formation) A.Franks 24 yard field goal is GOOD, NULLIFIED by Penalty, Center-J.Denney, Holder-M.Darr.
PENALTY on MIA-L.Tunsil, Illegal Formation, 5 yards, enforced at NYJ 6 - No Play.
- 4-7-NYJ 11 (3:26) (Field Goal formation) **A.Franks 29 yard field goal is GOOD, Center-J.Denney, Holder-M.Darr.**

| |
|--|
| NYJ 13 MIA 20, 4 plays, 3 yards, 1:38 drive, 11:38 elapsed |
|--|

A.Franks kicks 56 yards from MIA 35 to NYJ 9. C.Spiller pushed ob at NYJ 23 for 14 yards (M.Thomas).

New York Jets at 3:22, (1st play from scrimmage 3:18)

- 1-10-NYJ 23 (3:18) (Shotgun) M.Forte left guard to NYJ 28 for 5 yards (B.McCain). MIA-B.McCain was injured during the play. His return is Probable.
- 2-5-NYJ 28 (2:42) (Shotgun) R.Fitzpatrick pass short left to B.Marshall to NYJ 41 for 13 yards (B.Maxwell). P11
- 1-10-NYJ 41 (2:05) (Shotgun) R.Fitzpatrick pass incomplete short right to B.Marshall.
- 2-10-NYJ 41 (2:00) R.Fitzpatrick scrambles right end to NYJ 48 for 7 yards (S.Paysinger).
- 3-3-NYJ 48 (1:15) (Shotgun) R.Fitzpatrick pass short middle to R.Anderson to NYJ 49 for 1 yard (K.Alonso) [A.Branch].
PENALTY on MIA-M.Thomas, Defensive Holding, 5 yards, enforced at NYJ 48 - No Play. X12
- 1-10-MIA 47 (:55) (Shotgun) R.Fitzpatrick pass incomplete deep right to B.Marshall (B.Maxwell) [J.Phillips]. NYJ-R.Fitzpatrick was injured during the play. His return is Questionable.

New York Jets vs Miami Dolphins at Hard Rock Stadium

PENALTY on MIA-J.Phillips, Roughing the Passer, 15 yards, enforced at MIA 47 - No Play.

X13

Penalty on MIA-B.Maxwell, Defensive Pass Interference, declined.

1-10-MIA 32

(:47) New QB #9 Petty, Bryce. (Shotgun) B.Petty pass short right to B.Powell to MIA 17 for 15 yards (A.Branch).

P14

END OF QUARTER

| | Score | Time Poss | First Downs | | | | Efficiencies | |
|-----------------------|--------------|------------------|--------------------|----------|----------|----------|---------------------|---------------|
| | | | R | P | X | T | 3 Down | 4 Down |
| New York Jets | 13 | 5:00 | 0 | 2 | 2 | 4 | 0/1 | 0/0 |
| Miami Dolphins | 20 | 10:00 | 2 | 2 | 0 | 4 | 1/4 | 0/0 |

Fourth Quarter

11/6/2016

Play By Play

New York Jets continued.

- 1-10-MIA 17 (15:00) (Shotgun) B.Powell right guard to MIA 14 for 3 yards (A.Branch).
 2-7-MIA 14 (14:22) (Shotgun) B.Powell up the middle to MIA 14 for no gain (N.Suh).
 3-7-MIA 14 (13:37) (Shotgun) B.Petty pass short left to R.Anderson to MIA 10 for 4 yards (M.Thomas) [S.Paysinger].
 4-3-MIA 10 (12:55) (Field Goal formation) N.Folk 28 yard field goal is GOOD, Center-T.Purdum, Holder-L.Edwards.

| |
|---|
| NYJ 16 MIA 20, 9 plays, 67 yards, 2 penalties, 5:32 drive, 2:10 elapsed |
|---|

N.Folk kicks 65 yards from NYJ 35 to MIA 0. K.Drake to MIA 27 for 27 yards (N.Marshall).

Miami Dolphins at 12:50, (1st play from scrimmage 12:42)

- 1-10-MIA 27 (12:42) R.Tannehill pass incomplete deep left to D.Parker [L.Mauldin].
 2-10-MIA 27 (12:35) J.Ajayi right tackle to MIA 28 for 1 yard (L.Mauldin).
 3-9-MIA 28 (11:54) (Shotgun) R.Tannehill pass short left to D.Jones pushed ob at MIA 45 for 17 yards (B.Skrine) [L.Mauldin]. P17
 1-10-MIA 45 (11:18) R.Tannehill pass incomplete short right to J.Landry.
 2-10-MIA 45 (11:11) (Shotgun) J.Ajayi right end to NYJ 49 for 6 yards (Jo.Jenkins).
 3-4-NYJ 49 (10:31) (Shotgun) R.Tannehill pass incomplete deep left to L.Carroo.
 4-4-NYJ 49 (10:24) (Punt formation) M.Darr punts 39 yards to NYJ 10, Center-J.Denney, fair catch by J.Marshall.

New York Jets at 10:18

- 1-10-NYJ 10 (10:18) NYJ #14 - Fitzpatrick returns as QB (Shotgun) R.Fitzpatrick pass incomplete deep right to B.Marshall.
PENALTY on MIA-B.Maxwell, Defensive Pass Interference, 26 yards, enforced at NYJ 10 - No Play. X15
 1-10-NYJ 36 (10:12) (Shotgun) R.Fitzpatrick pass deep right to Q.Enunwa to MIA 39 for 25 yards (I.Abdul-Quddus). P16
 1-10-MIA 39 (9:31) (Shotgun) R.Fitzpatrick pass short middle to B.Powell to MIA 40 for -1 yards (B.McCain).
 2-11-MIA 40 (8:52) (Shotgun) R.Fitzpatrick pass deep right to R.Anderson for 40 yards, TOUCHDOWN. P17
 The Replay Official reviewed the runner was not down by contact ruling, and the play was REVERSED.
 (Shotgun) R.Fitzpatrick pass deep right to R.Anderson to MIA 13 for 27 yards (T.Lippett).
 1-10-MIA 13 (7:59) (Shotgun) R.Fitzpatrick pass incomplete short left to B.Marshall.
 2-10-MIA 13 (7:51) (Shotgun) M.Forte right tackle to MIA 11 for 2 yards (S.Paysinger, N.Suh).
 3-8-MIA 11 (7:07) (Shotgun) R.Fitzpatrick pass deep left intended for R.Anderson INTERCEPTED by B.McCain at MIA -9. Touchback.

Miami Dolphins at 7:00

- 1-10-MIA 20 (7:00) (Shotgun) J.Ajayi left tackle to MIA 24 for 4 yards (M.Wilkerson; S.McLendon).
 2-6-MIA 24 (6:21) R.Tannehill pass incomplete short right to J.Grant.
 3-6-MIA 24 (6:08) (Shotgun) R.Tannehill pass incomplete short left to D.Jones.
 4-6-MIA 24 (6:01) (Punt formation) M.Darr FUMBLES (Aborted) at MIA 10, and recovers at MIA 17. M.Darr to MIA 18 for 1 yard (C.Spiller). FUMBLES (C.Spiller), recovered by MIA-S.Paysinger at MIA 18. S.Paysinger to MIA 18 for no gain (T.Jones).

New York Jets at 5:52

- 1-10-MIA 18 (5:52) (Shotgun) R.Fitzpatrick pass incomplete short left to J.Marshall [A.Branch].
 Timeout #1 by NYJ at 05:47.
 2-10-MIA 18 (5:47) (Shotgun) R.Fitzpatrick pass deep middle to J.Marshall for 18 yards, TOUCHDOWN. P18
(Kick formation) PENALTY on NYJ-B.Ijalana, False Start, 5 yards, enforced at MIA 15 - No Play.
 N.Folk extra point is GOOD, Center-T.Purdum, Holder-L.Edwards.

| |
|--|
| NYJ 23 MIA 20, 2 plays, 18 yards, 0:10 drive, 9:18 elapsed |
|--|

N.Folk kicks 68 yards from NYJ 35 to MIA -3. J.Grant to MIA 19 for 22 yards (T.Jones). NYJ-C.Pryor was injured during the play. His return is Questionable.

PENALTY on NYJ-A.Allen, Offside on Free Kick, 5 yards, enforced at NYJ 35 - No Play.

N.Folk kicks 66 yards from NYJ 30 to MIA 4. K.Drake for 96 yards, TOUCHDOWN.

Miami Dolphins at 5:42

A.Franks extra point is GOOD, Center-J.Denney, Holder-M.Darr.

| |
|--|
| NYJ 23 MIA 27, 0 plays, 96 yards, 0:27 drive, 9:45 elapsed |
|--|

A.Franks kicks 65 yards from MIA 35 to end zone, Touchback.

New York Jets at 5:15

- 1-10-NYJ 25 (5:15) (Shotgun) M.Forte up the middle to NYJ 28 for 3 yards (K.Alonso).
 2-7-NYJ 28 (4:32) (Shotgun) B.Powell up the middle to NYJ 29 for 1 yard (N.Suh).
 3-6-NYJ 29 (3:43) (Shotgun) R.Fitzpatrick sacked at NYJ 21 for -8 yards (N.Suh).
 4-14-NYJ 21 (3:06) (Punt formation) L.Edwards punts 42 yards to MIA 37, Center-T.Purdum. J.Landry to MIA 46 for 9 yards (J.Burris).

Miami Dolphins at 2:54

New York Jets vs Miami Dolphins at Hard Rock Stadium

1-10-MIA 46 (2:54) (Shotgun) J.Ajayi up the middle to NYJ 45 for 9 yards (J.Stanford).

2-1-NYJ 45 (2:09) (Shotgun) R.Tannehill right end to NYJ 47 for -2 yards (D.Revis).

Two-Minute Warning

3-3-NYJ 47 (2:00) R.Tannehill pass incomplete short left to D.Jones.

PENALTY on NYJ-J.Stanford, Defensive Pass Interference, 2 yards, enforced at NYJ 47 - No Play.

X18

1-10-NYJ 45 (1:56) (Shotgun) J.Ajayi right guard to NYJ 25 for 20 yards (M.Gilchrist).

R19

1-10-NYJ 25 (1:11) (Shotgun) J.Ajayi right guard to NYJ 26 for -1 yards (L.Williams).

Timeout #2 by NYJ at 01:06.

2-11-NYJ 26 (1:06) (Shotgun) J.Ajayi right guard to NYJ 10 for 16 yards (M.Gilchrist, D.Revis).

R20

1-10-NYJ 10 (:20) R.Tannehill kneels to NYJ 11 for -1 yards.

END OF QUARTER

| | Score | Time Poss | First Downs | | | | Efficiencies | |
|-----------------------|--------------|------------------|--------------------|----------|----------|----------|---------------------|---------------|
| | | | R | P | X | T | 3 Down | 4 Down |
| New York Jets | 23 | 7:59 | 0 | 3 | 1 | 4 | 0/3 | 0/0 |
| Miami Dolphins | 27 | 7:01 | 2 | 1 | 1 | 4 | 1/3 | 0/1 |

Miscellaneous Statistics Report

New York Jets vs Miami Dolphins
11/6/2016 at Hard Rock Stadium

Ten Longest Plays for New York Jets

| Yards | Qtr | Play Start | Play Description |
|-------|-----|-------------|--|
| 32 | 2 | 3-1-MIA 42 | (7:45) M.Forte up the middle pushed ob at MIA 10 for 32 yards (I.Abdul-Quddus; T.Lippett). |
| 31 | 1 | 1-10-MIA 31 | (:42) D.Dozier reported in as eligible. M.Forte left tackle for 31 yards, TOUCHDOWN. |
| 27 | 4 | 2-11-MIA 40 | (8:52) (Shotgun) R.Fitzpatrick pass deep right to R.Anderson for 40 yards, TOUCHDOWN. The Replay Official reviewed the runner was not down by contact ruling, and the play was REVERSED. (Shotgun) R.Fitzpatrick pass deep right to R.Anderson to MIA 13 for 27 yards (T.Lippett). |
| 25 | 4 | 1-10-NYJ 36 | (10:12) (Shotgun) R.Fitzpatrick pass deep right to Q.Enunwa to MIA 39 for 25 yards (I.Abdul-Quddus). |
| 22 | 1 | 3-9-MIA 47 | (12:37) (Shotgun) R.Fitzpatrick scrambles up the middle to MIA 33 for 14 yards. Lateral to B.Powell to MIA 25 for 8 yards (K.Alonso). |
| 21 | 2 | 2-4-NYJ 28 | (9:34) (Shotgun) R.Fitzpatrick pass short middle to J.Marshall to NYJ 49 for 21 yards (B.McCain). MIA-J.Jenkins was injured during the play. His return is Probable. |
| 20 | 1 | 2-10-NYJ 49 | (1:23) R.Fitzpatrick pass deep left to J.Marshall to MIA 31 for 20 yards (I.Abdul-Quddus) [M.Thomas]. |
| 18 | 4 | 2-10-MIA 18 | (5:47) (Shotgun) R.Fitzpatrick pass deep middle to J.Marshall for 18 yards, TOUCHDOWN. |
| 15 | 1 | 1-10-NYJ 37 | (14:08) (Shotgun) R.Fitzpatrick pass short middle to B.Marshall to MIA 48 for 15 yards (B.Rambo). |
| 15 | 3 | 1-10-MIA 32 | (:47) New QB #9 Petty, Bryce. (Shotgun) B.Petty pass short right to B.Powell to MIA 17 for 15 yards (A.Branch). |

Ten Longest Plays for Miami Dolphins

| Yards | Qtr | Play Start | Play Description |
|-------|-----|-------------|---|
| 24 | 1 | 2-12-MIA 23 | (7:53) R.Tannehill pass short right to D.Jones to MIA 47 for 24 yards (D.Revis). |
| 23 | 2 | 2-10-MIA 48 | (14:10) D.Williams right tackle to NYJ 29 for 23 yards (M.Gilchrist; D.Revis). |
| 20 | 1 | 2-6-NYJ 20 | (5:04) J.Ajayi left tackle for 20 yards, TOUCHDOWN. |
| 20 | 4 | 1-10-NYJ 45 | (1:56) (Shotgun) J.Ajayi right guard to NYJ 25 for 20 yards (M.Gilchrist). |
| 19 | 2 | 3-9-NYJ 28 | (12:32) (Shotgun) R.Tannehill pass short right to D.Williams pushed ob at NYJ 9 for 19 yards (M.Catapano). |
| 17 | 4 | 3-9-MIA 28 | (11:54) (Shotgun) R.Tannehill pass short left to D.Jones pushed ob at MIA 45 for 17 yards (B.Skrine) [L.Mauldin]. |
| 16 | 2 | 1-10-MIA 28 | (5:14) J.Ajayi left tackle to MIA 29 for 1 yard (S.Richardson). NYJ-S.McLendon was injured during the play. His return is |
| 16 | 4 | 2-11-NYJ 26 | (1:06) (Shotgun) J.Ajayi right guard to NYJ 10 for 16 yards (M.Gilchrist, D.Revis). |
| 14 | 1 | 1-5-NYJ 48 | (6:57) J.Ajayi left tackle to NYJ 49 for -1 yards (Jo.Jenkins). |
| 14 | 3 | 2-10-MIA 29 | (9:19) R.Tannehill pass short left to J.Landry pushed ob at MIA 43 for 14 yards (C.Pryor). |

Touchdown Scoring Information

| | | Offense | Defense | Special Teams |
|----------------|----------------|---------|---------|---------------|
| VISITOR | New York Jets | 2 | 0 | 0 |
| HOME | Miami Dolphins | 2 | 0 | 1 |

Player Scoring Information

| Club | Player | TD | Rush TD | Rec TD | KO TD | Punt TD | Int TD | Fum TD | Misc TD | FG | XP | 2Pt Rush | 2Pt Rec | Sfty | Points |
|------|------------|----|---------|--------|-------|---------|--------|--------|---------|----|----|----------|---------|------|--------|
| NYJ | N.Folk | 0 | 0 | 0 | 0 | 0 | 0 | 0 | 0 | 3 | 2 | 0 | 0 | 0 | 11 |
| NYJ | M.Forte | 0 | 1 | 0 | 0 | 0 | 0 | 0 | 0 | 0 | 0 | 0 | 0 | 0 | 6 |
| NYJ | J.Marshall | 0 | 0 | 1 | 0 | 0 | 0 | 0 | 0 | 0 | 0 | 0 | 0 | 0 | 6 |
| MIA | A.Franks | 0 | 0 | 0 | 0 | 0 | 0 | 0 | 0 | 2 | 3 | 0 | 0 | 0 | 9 |
| MIA | J.Ajayi | 0 | 1 | 0 | 0 | 0 | 0 | 0 | 0 | 0 | 0 | 0 | 0 | 0 | 6 |
| MIA | D.Jones | 0 | 0 | 1 | 0 | 0 | 0 | 0 | 0 | 0 | 0 | 0 | 0 | 0 | 6 |
| MIA | K.Drake | 0 | 0 | 0 | 1 | 0 | 0 | 0 | 0 | 0 | 0 | 0 | 0 | 0 | 6 |

Possession Detail

| | First Half | | Second Half | | Game | |
|-----------------------------|------------|------|-------------|-------|---------|-------|
| | Visitor | Home | Visitor | Home | Visitor | Home |
| Largest Lead | 3 | 4 | 3 | 7 | 3 | 7 |
| Drives Leading | 0 | 2 | 0 | 6 | 0 | 8 |
| Time of Possession Leading | 0:00 | 4:32 | 0:00 | 16:34 | 0:00 | 21:06 |
| Largest Deficit | -4 | -3 | -7 | -3 | -7 | -3 |
| Drives Trailing | 3 | 2 | 6 | 1 | 9 | 3 |
| Time of Possession Trailing | 10:05 | 8:49 | 12:59 | 0:27 | 23:04 | 9:16 |
| Times Score Tied Up | | 0 | | 0 | | 0 |
| Lead Changes | | 4 | | 2 | | 6 |



NFL STANDINGS

(as of Tuesday, Nov. 8)

| AMERICAN FOOTBALL CONFERENCE | | | | | | | | | | | |
|------------------------------|----------|----------|----------|-------------|------------|------------|--------------|--------------|--------------|--------------|--------------|
| EAST DIVISION | | | | | | | | | | | |
| TEAM | W | L | T | PCT | PF | PA | HOME | AWAY | CONF | DIV | STREAK |
| New England Patriots | 7 | 1 | 0 | .875 | 217 | 132 | 3-1-0 | 4-0-0 | 6-1-0 | 2-1-0 | Won 4 |
| MIAMI DOLPHINS | 4 | 4 | 0 | .500 | 173 | 182 | 4-1-0 | 0-3-0 | 4-3-0 | 2-1-0 | WON 3 |
| Buffalo Bills | 4 | 5 | 0 | .444 | 237 | 203 | 2-2-0 | 2-3-0 | 1-4-0 | 1-3-0 | Lost 3 |
| New York Jets | 3 | 6 | 0 | .333 | 173 | 235 | 1-2-0 | 2-4-0 | 3-4-0 | 1-1-0 | Lost 1 |
| NORTH DIVISION | | | | | | | | | | | |
| TEAM | W | L | T | PCT | PF | PA | HOME | AWAY | CONF | DIV | STREAK |
| Baltimore Ravens | 4 | 4 | 0 | .500 | 154 | 153 | 2-2-0 | 2-2-0 | 4-2-0 | 2-0-0 | Won 1 |
| Pittsburgh Steelers | 4 | 4 | 0 | .500 | 184 | 171 | 3-1-0 | 1-3-0 | 3-3-0 | 1-1-0 | Lost 3 |
| Cincinnati Bengals | 3 | 4 | 1 | .438 | 167 | 189 | 2-1-1 | 1-3-0 | 3-3-0 | 1-1-0 | Tied 1 |
| Cleveland Browns | 0 | 9 | 0 | .000 | 168 | 273 | 0-4-0 | 0-5-0 | 0-6-0 | 0-2-0 | Lost |
| SOUTH DIVISION | | | | | | | | | | | |
| TEAM | W | L | T | PCT | PF | PA | HOME | AWAY | CONF | DIV | STREAK |
| Houston Texans | 5 | 3 | 0 | .625 | 137 | 167 | 5-0-0 | 0-3-0 | 3-2-0 | 2-0-0 | Won 1 |
| Indianapolis Colts | 4 | 5 | 0 | .444 | 239 | 256 | 2-2-0 | 2-3-0 | 2-4-0 | 1-2-0 | Won 1 |
| Tennessee Titans | 4 | 5 | 0 | .444 | 217 | 226 | 2-3-0 | 2-2-0 | 3-4-0 | 1-2-0 | Lost 1 |
| Jacksonville Jaguars | 2 | 6 | 0 | .250 | 153 | 215 | 1-3-0 | 1-3-0 | 1-5-0 | 1-1-0 | Lost 3 |
| WEST DIVISION | | | | | | | | | | | |
| TEAM | W | L | T | PCT | PF | PA | HOME | AWAY | CONF | DIV | STREAK |
| Oakland Raiders | 7 | 2 | 0 | .778 | 245 | 223 | 2-2-0 | 5-0-0 | 5-1-0 | 2-1-0 | Won 3 |
| Kansas City Chiefs | 6 | 2 | 0 | .750 | 185 | 151 | 4-0-0 | 2-2-0 | 5-2-0 | 2-0-0 | Won 4 |
| Denver Broncos | 6 | 3 | 0 | .667 | 214 | 166 | 4-1-0 | 2-2-0 | 4-2-0 | 1-2-0 | Lost 1 |
| SAN DIEGO CHARGERS | 4 | 5 | 0 | .444 | 268 | 247 | 3-1-0 | 1-4-0 | 3-4-0 | 1-3-0 | WON 1 |

| NATIONAL FOOTBALL CONFERENCE | | | | | | | | | | | |
|------------------------------|---|---|---|------|-----|-----|-------|-------|-------|-------|--------|
| EAST DIVISION | | | | | | | | | | | |
| TEAM | W | L | T | PCT | PF | PA | HOME | AWAY | CONF | DIV | STREAK |
| Dallas Cowboys | 7 | 1 | 0 | .875 | 223 | 140 | 3-1-0 | 4-0-0 | 5-1-0 | 2-1-0 | Won 7 |
| New York Giants | 5 | 3 | 0 | .625 | 161 | 164 | 3-1-0 | 2-2-0 | 4-3-0 | 2-1-0 | Won 3 |
| Washington Redskins | 4 | 3 | 1 | .563 | 186 | 189 | 2-2-0 | 2-1-1 | 2-2-0 | 2-1-0 | Tied 1 |
| Philadelphia Eagles | 4 | 4 | 0 | .500 | 202 | 145 | 3-0-0 | 1-4-0 | 2-4-0 | 0-3-0 | Lost 2 |
| NORTH DIVISION | | | | | | | | | | | |
| TEAM | W | L | T | PCT | PF | PA | HOME | AWAY | CONF | DIV | STREAK |
| Minnesota Vikings | 5 | 3 | 0 | .625 | 155 | 126 | 3-1-0 | 2-2-0 | 3-3-0 | 1-2-0 | Lost 3 |
| Detroit Lions | 5 | 4 | 0 | .556 | 205 | 206 | 3-1-0 | 2-3-0 | 4-2-0 | 1-2-0 | Won 1 |
| Green Bay Packers | 4 | 4 | 0 | .500 | 198 | 187 | 3-2-0 | 1-2-0 | 3-3-0 | 2-1-0 | Lost 2 |
| Chicago Bears | 2 | 6 | 0 | .250 | 131 | 179 | 2-2-0 | 0-4-0 | 2-3-0 | 2-1-0 | Won 1 |
| SOUTH DIVISION | | | | | | | | | | | |
| TEAM | W | L | T | PCT | PF | PA | HOME | AWAY | CONF | DIV | STREAK |
| Atlanta Falcons | 6 | 3 | 0 | .667 | 305 | 259 | 2-2-0 | 4-1-0 | 4-2-0 | 3-1-0 | Won 2 |
| New Orleans Saints | 4 | 4 | 0 | .500 | 242 | 238 | 2-2-0 | 2-2-0 | 3-2-0 | 1-1-0 | Won 2 |
| Tampa Bay Buccaneers | 3 | 5 | 0 | .375 | 180 | 232 | 0-4-0 | 3-1-0 | 3-3-0 | 2-1-0 | Lost 2 |
| Carolina Panthers | 3 | 5 | 0 | .375 | 204 | 206 | 2-2-0 | 1-3-0 | 3-4-0 | 0-3-0 | Won 2 |
| WEST DIVISION | | | | | | | | | | | |
| TEAM | W | L | T | PCT | PF | PA | HOME | AWAY | CONF | DIV | STREAK |
| Seattle Seahawks | 5 | 2 | 1 | .688 | 162 | 134 | 4-0-0 | 1-2-1 | 2-2-1 | 1-1-1 | Won 1 |
| Arizona Cardinals | 3 | 4 | 1 | .438 | 179 | 140 | 2-2-1 | 1-2-0 | 2-2-1 | 1-1-1 | Lost 1 |
| Los Angeles Rams | 3 | 5 | 0 | .375 | 130 | 167 | 1-3-0 | 2-2-0 | 3-4-0 | 2-1-0 | Lost 4 |
| San Francisco 49ers | 1 | 7 | 0 | .125 | 167 | 260 | 1-4-0 | 0-3-0 | 1-6-0 | 1-2-0 | Lost 7 |