

2016

SEASON



NOVEMBER 13, 2016
12:00PM RAYMOND JAMES STADIUM



Chicago Bears (2-6) at Tampa Bay Buccaneers (3-5)
 Sunday, November 13, 2016 -- 7:30pm CT
 Raymond James Stadium (Natural Grass) -- 65,618



REGULAR SEASON GAME 9 at TAMPA BAY

The Chicago Bears (2-6) return to action following their bye week to take on the Tampa Bay Buccaneers (3-5) at Raymond James Stadium on Sunday at Noon (CT).

John Fox coached teams are 10-4 (.714) in the game immediately following their bye weekend, as he compiled a 6-3 record in Carolina, 4-0 record Denver, and 0-1 record in Chicago. His respective teams have won seven of the previous eight contests right after the bye weekend. The Bears have won four of their last six games following the bye weekend and have won seven of their last 10 such games since 2006.

For 25 years (1977-2001) the Bears and Buccaneers played as members of the NFC Central Division before division realignment moved the Buccaneers to the NFC South and renamed the NFC Central Division the NFC North, in which the Bears stayed.

The Bears have won the previous three matches, including last season's Week 16 game where Chicago defeated Tampa Bay 26-21.

CHICAGO BEARS 2016 SCHEDULE

PRESEASON

Day	Date	Opponent	CT	Network
Thur.	Aug. 11	DENVER BRONCOS	L	0-22
Thur.	Aug. 18	@ New England Patriots	L	22-23
Sat.	Aug. 27	KANSAS CITY CHIEFS	L	7-23
Thur.	Sep. 1	@ Cleveland Browns	W	21-7

REGULAR SEASON

Day	Date	Opponent	CT	Network
Sun.	Sept. 11	@ Houston Texans	L	14-23
Mon.	Sept. 19	PHILADELPHIA EAGLES	L	14-29
Sun.	Sept. 25	@ Dallas Cowboys	L	17-31
Sun.	Oct. 2	DETROIT LIONS	W	17-14
Sun.	Oct. 9	@ Indianapolis Colts	L	23-29
Sun.	Oct. 16	JACKSONVILLE JAGUARS	L	16-17
Thur.	Oct. 20	@ Green Bay Packers	L	10-26
Mon.	Oct. 31	MINNESOTA VIKINGS	W	20-10
Sun.	Nov. 6	BYE WEEK		
Sun.	Nov. 13	@ Tampa Bay Buccaneers	Noon*	FOX
Sun.	Nov. 20	@ New York Giants	Noon*	FOX
Sun.	Nov. 27	TENNESSEE TITANS	Noon*	CBS
Sun.	Dec. 4	SAN FRANCISCO 49ERS	Noon*	FOX
Sun.	Dec. 11	@ Detroit Lions	Noon*	FOX
Sun.	Dec. 18	GREEN BAY PACKERS	Noon*	FOX
Sun.	Dec. 24	WASHINGTON REDSKINS	Noon*	FOX
Sun.	Jan. 1	@ Minnesota Vikings	Noon*	FOX

* Game times tentative and subject to flex scheduling

BEARS MEDIA ITINERARY

Wednesday, November 9

10:45am.....Jameis Winston conference call
 10:55am.....Head Coach Dirk Koetter
 11:15am.....Practice open to media until team activities
Head Coach John Fox available post-practice
Def. Coord. Vic Fangio available post-practice
STs Coord. Jeff Rodgers available post-practice
 1:25pm.....Head Coach John Fox conference call
 1:35pm.....Jay Cutler conference call
 2:00pm-2:45pm.....Open Locker Room

Friday, November 11

10:50am.....Practice open to media until team activities
Head Coach John Fox available post-practice
 Post Practice.....Open Locker Room

Saturday, November 12

No Availability

Sunday, November 13

BEARS at BUCCANEERS (NOON)

Thursday, November 10

11:10am.....Practice open to media until team activities
Head Coach John Fox available post-practice
Off. Coord. Dowell Loggains available post-practice
 2:00pm-2:45pm.....Open Locker Room

- All practices held at Halas Hall unless otherwise noted
 - Times/availability are subject to change
 - All times are CT

TELEVISION FOX

Play-by-Play.....Dan Hellie
 Color Analyst.....David Diehl
 Sideline Reporter.....Holly Sonders

RADIO

WBBM Radio (780 AM & 105.9 FM)
 Play-by-Play.....Jeff Joniak
 Color Analyst.....Tom Thayer
 Sideline Reporter.....Zach Zaidman

WVIV-FM 93.5/103.1FM & WRTO-AM 1200AM

Play-by-Play.....Hector Lozano
 Color Analyst.....Omar Ramos

www.facebook.com/chicagobears

Twitter: @chicagobears
 @chibearspromos

www.ChicagoBears.com

CHICAGO BEARS

Halas Hall 1920 Football Drive Lake Forest, IL 60045-4829 CHICAGOBEAR.COM

BEARS

THE HEAD COACHES

CHICAGO BEARS

John Fox

John Fox was named the 15th head coach in Chicago Bears history on January 16, 2015. Before joining the Bears, John Fox was a head coach with the Denver Broncos (2011-14) and Carolina Panthers (2002-2010). He has compiled a 127-105 (.547) regular season record, six division titles, six double-digit win seasons and seven playoff appearances. In the postseason, Fox has amassed an 8-7 (.533) record as a head coach with three conference championship game appearances leading to two trips to the Super Bowl (XXXVIII with Carolina in 2003 and XLVIII with Denver in 2013). Prior to coaching the Panthers, Fox was the defensive coordinator for the N.Y. Giants (1997-2001). In 2000, Fox helped the Giants reach Super Bowl XXXV, including posting the first shutout in a conference title game since 1986. Before joining the Giants, he was a Rams' consultant (1996), defensive coordinator for the Raiders (1994-95), defensive backs coach for the Chargers (1992-93) and Steelers (1989-1991), and secondary coach for the USFL's L.A. Express (1985). Fox also coached collegiately at San Diego St. (1978), U.S. International (1979) Boise St. (1980), Long Beach St. (1981), Utah (1982), Kansas (1983), Iowa St. (1984), and Pittsburgh (1986-88).

TAMPA BAY BUCCANEERS

Dirk Koetter

Named the 11th head coach in franchise history on January 15, 2016, Dirk Koetter enters his second season with the Tampa Bay Buccaneers in 2016, after serving as the team's offensive coordinator in 2015. He owns a 3-5 (.375) record as a head coach. With Koetter's at the helm, the 2015 offense was not only one of the best in the NFL, but in team history, setting a franchise record for total yards, while ranking in the top five in total offense in the league, the highest ever finish for a Tampa Bay offense. Under Koetter's guidance, quarterback Jameis Winston set franchise rookie records in almost every passing category, while throwing for the third-most yards ever by a rookie quarterback. Koetter was previously the offensive coordinator with the Atlanta Falcons (2012-14), when he helped guide quarterback Matt Ryan to the three of the top four highest passing yardage seasons in team history. Koetter got his start in the NFL with the Jacksonville Jaguars, spending five seasons as the team's offensive coordinator (2007-2011).

HEAD COACH COMPARISON

CHICAGO		TAMPA BAY
<u>John Fox</u>		<u>Dirk Koetter</u>
127-105 (.547)	Regular Season Record (pct.)	3-5 (.375)
8-7	Playoff Record	0-0
15th	Years as NFL head coach	1st
2nd	Years as team's head coach	1st
0-0	Career Head-to-Head (Reg. Season)	0-0
13-7	Career vs. Team (Reg. Season)	0-0

IMPORTANT NFL DATES

REGULAR SEASON

Sept. 8-12	2016 Kickoff Weekend
Nov. 1	Trade Deadline
Jan. 7-8, 2017	AFC-NFC Wild Card Playoffs
Jan. 14-15	AFC-NFC Divisional Playoffs
Jan. 22	AFC-NFC Championship Games
Jan. 29	Pro Bowl; Orlando, Florida
Feb. 5	Super Bowl LI; Houston, Texas.

QUICK FACTS

CHICAGO BEARS -- NFC NORTH DIVISION

Team Colors: Navy Blue, Orange and White
1920 Football Drive, Lake Forest, IL 60045

Telephone: (847) 295-6600

Official website: www.ChicagoBears.com

Facebook: www.facebook.com/chicagobears

Twitter: @chicagobears & @chibearspromos

Head Coach	John Fox
Defensive Coordinator	Vic Fangio
Offensive Coordinator	Dowell Loggains
Special Teams Coordinator	Jeff Rodgers
Defensive Quality Control	Sean Desai
Defensive Backs	Ed Donatell
Running Backs	Stan Drayton
Assistant Defensive Backs	Sam Garnes
Strength and Conditioning	Jason George
Assistant Special Teams	Richard Hightower
Outside Linebackers	Clint Hurr
Wide Receivers	Curtis Johnson
Offensive Line	Dave Magazu
Offensive Assistant	Kevin Mawae
Offensive Assistant	Ben McDaniels
Asst. Strength and Conditioning	Pierre Ngo
Asst. Strength and Conditioning	Rick Perry
Linebackers	Glenn Pires
Quarterbacks	Dave Ragone
Defensive Line	Jay Rodgers
Tight Ends	Frank Smith
Assistant Offensive Line	Ben Wilkerson

TAMPA BAY BUCCANEERS - NFC SOUTH DIVISION

Team Colors: Red, Pewter and Orange
One Buccaneer Place, Tampa, FL, 33607

Telephone: (813) 870-2700

www.buccaneers.com

Head Coach	Dirk Koetter
Special Teams Coordinator	Nate Kaczor
Offensive Coordinator/Wide Receivers	Todd Monken
Defensive Coordinator	Mike Smith
Quarterbacks	Mike Bajakian
Asst. Offensive Line	Butch Barry
Defensive Quality Control	Dave Borgonzi
Linebackers	Mark Duffner
Tight Ends	Jon Embree
Asst. to the Head Coach	Zack Grossi
Defensive Line	Jay Hayes
Secondary	Jon Hoke
Head Strength & Conditioning Coach	Dave Kennedy
Defensive Backs	Brett Maxie
Running Backs	Tim Spencer
Asst. Defensive Line	Paul Spicer
Offensive Quality Control	Ben Steele
Asst. Strength & Conditioning	Joe Vaughn
Asst. Strength & Conditioning	Chad Wade
Run Game Coordinator/Offensive Line	George Warhop
Asst. Wide Receivers/Game Management	Andrew Weidinger

BEARS-BUCCANEERS SCORES

VS. TAMPA BAY BUCCANEERS
W - 37 L - 18 T - 0

1977 — BEARS, 10-0 (TB)
 1978 — Bucs, 33-19 (TB); BEARS, 14-3 (S)
 1979 — Bucs, 17-13 (S); BEARS, 14-0 (TB)
 1980 — BEARS, 23-0 (S) mnf ; BEARS, 14-13 (TB) sat
 1981 — BEARS, 28-17 (S); Bucs, 20-10 (TB)
 1982 — Bucs, 26-23 (TB) +
 1983 — BEARS, 17-10 (S); BEARS, 27-0 (TB)
 1984 — BEARS, 34-14 (S); BEARS, 44-9 (TB)
 1985 — BEARS, 38-28 (S); BEARS, 27-19 (TB)
 1986 — BEARS, 23-3 (TB); BEARS, 48-14 (S)
 1987 — BEARS, 20-3 (S); BEARS, 27-26 (TB)
 1988 — BEARS, 28-10 (S); BEARS, 27-15 (TB)
 1989 — Bucs, 42-35 (TB); Bucs, 32-31 (S)
 1990 — BEARS, 26-6 (TB); BEARS, 27-14 (S)
 1991 — BEARS, 21-20 (TB); BEARS, 27-0 (S) sat
 1992 — BEARS, 31-14 (S); Bucs, 20-17 (TB)
 1993 — BEARS, 47-17 (S); Bucs, 13-10 (TB)
 1994 — BEARS, 21-9 (S); BEARS, 20-6 (TB)
 1995 — BEARS, 25-6 (TB); BEARS, 31-10 (S)
 1996 — BEARS, 13-10 (S); Bucs, 34-19 (TB)
 1997 — BEARS, 13-7 (S); Bucs, 31-15 (TB)
 1998 — Bucs, 27-15 (RJ); Bucs, 31-17 (S)
 1999 — Bucs, 6-3 (RJ); Bucs, 20-6 (S)
 2000 — Bucs, 41-0 (RJ); BEARS, 13-10 (S)
 2001 — BEARS, 27-24 (RJ); BEARS, 27-3 (S)
 2002 — Bucs, 15-0 (IL) snf
 2004 — Bucs, 19-7 (RJ)
 2005 — BEARS, 13-10 (RJ)
 2006 — BEARS, 34-31 (S) +
 2008 — Bucs, 27-24 (S)+
 2011 — BEARS, 24-18 (WS)
 2014 — BEARS, 21-13 (S)
 2015 — BEARS, 26-21 (RJ)

Key: mnf = Monday Night Football
 snf = Sunday Night Football
 sat = Saturday game
 TB = Houlihan's Stadium; Tampa, FL
 S = Soldier Field; Chicago, IL
 RJ = Raymond James Stadium; Tampa, FL
 IL = Memorial Stadium; Champaign, IL
 WS = Wembley Stadium; London, England
 + = overtime

BEARS-BUCCANEERS SERIES

THE SERIES: For 25 years (1977-2001) the Bears and Buccaneers played twice annually (with the exception of 1977 and 1982) as members of the NFC Central Division. During that time Chicago went 33-15 against Tampa Bay, the most victories against any one NFL team during that time.

Since division realignment moved the Buccaneers to the NFC South and renamed the NFC Central Division the NFC North, the Bears hold a slight edge in the series at 5-3.

Two of those meetings have come away from Chicago and Tampa, with the Buccaneers capturing a 15-0 at Memorial Stadium in Champaign, IL during the 2002 season and the Bears winning the most recent contest 24-18 at Wembley Stadium in London, England during the 2011 regular season.

Chicago owns the longest overall string of success in the series, winning 12 games from 1983-88 that featured six consecutive series sweeps. The Buccaneers snapped that streak in 1989 with their first season-sweep in series history. The Buccaneers also swept the season series in 1998 and 1999 en route to a six-game win streak from 1997-2000, which stands as their longest in the history of the series.

Eight of the last 11 meetings in the Chicago-Tampa Bay rivalry have been decided by eight points or less, with the Bears walking away victorious in seven of those such games.

Last year's meeting was a 26-21 victory by the Bears at Raymond James Stadium.

The Bears own a 16-12 mark in games played in Tampa.

NFC NORTH STANDINGS 2016 Regular Season Standings

Team	W	L	Pct.	PF	PA	Home	Away	Div	Streak
Minnesota	5	3	.625	155	126	3-1	2-2	1-2	Lost 3
Detroit	5	4	.556	205	206	3-1	2-3	1-2	Won 1
Green Bay	4	4	.500	198	187	3-2	1-2	2-1	Lost 2
CHICAGO	2	6	.250	131	179	2-2	0-4	2-1	Won 1

BEARS-BUCCANEERS CONNECTIONS

Buccaneers who are former Bears:

- Secondary coach Jon Hoke was the defensive backs coach from 2009-14 and running backs coach Tim Spencer was the running backs coach from 2004-12.
- RB Jacquizz Rodgers spent the 2015 season with the Bears, appearing in 5 games.
- S Chris Conte was selected in the 3rd round (93rd overall) of the 2011 NFL draft by the Bears. He spent the 2011-2014 seasons in Chicago, appearing in 57 games, including 52 starts. Over that span, he also intercepted 9 passes.

Buccaneers with connections to Illinois:

- TE Cameron Brate played football at Naperville Central High School.
- DT Akeem Spence played collegiately at Illinois.

Bears who are former Buccaneers:

- K Connor Barth spent the 2009-2012 seasons, as well as the 2015 season with the Buccaneers. In that span, he appeared in 68 games and made 83.8% of his field goal attempts.
- OL Ted Larsen spent the 2010-2013 seasons with the Buccaneers, appearing in 60 games including 31 starts.

Bears with connections to Florida:

- Running backs coach Stan Drayton was the running backs coach at Florida from 2005-07.
- Outside linebackers coach Clint Hurtt coached at Miami (FL) as the volunteer strength and conditioning coach from 2001-02, graduate assistant from 2003-04, defensive line coach in 2006, and the defensive line coach/recruiting coordinator from 2007-09. In 2005, he also served as the defensive line coach at Florida International.
- Wide receivers coach Curtis Johnson held the same position at Miami (FL) from 1996-2005.
- WR Joshua Bellamy played football at Boca Ciega High School in Gulfport.
- DB Deon Bush played collegiately at Miami (FL) and played football at Christopher Columbus High School in Miami.
- DL Eddie Goldman played collegiately at Florida State.
- DB Jacoby Glenn played collegiately at Central Florida.
- LB Christian Jones played collegiately at Florida State and played football at Lake Howell High School in Winter Park.
- DB Cre'Von LeBlanc played collegiately at Florida Atlantic and played football at Glades Central High School in Palm Beach.
- P Pat O'Donnell played collegiately at Miami and played football at Wellington Palm Beach Central High School.
- OL Josh Sitton played collegiately at Central Florida and played football at Pensacola Catholic High School.
- WR Deonte Thompson played collegiately at Florida and played football at Glades Central High School in Palm Beach.
- LB Danny Trevathan played football at Leesburg High School.

Coaching Connections

- In 2003, Bears running backs coach Stan Drayton was the offensive quality control coach for the Green Bay Packers and he worked on that staff with Buccaneers linebackers coach Mark Duffner, who held the same position.
- From 2006-08 Bears assistant special teams coach Richard Hightower was the special teams assistant for the Houston Texans and he worked on that staff with Buccaneers secondary coach Jon Hoke who was the defensive backs coach.
- From 2006-08 Bears assistant special teams coach Richard Hightower was the special teams assistant for the Houston Texans and he worked on that staff with Jaguars assistant offensive line coach John Benton and linebackers coach Robert Saleh.
- From 2008-14 Bears linebackers coach Glenn Pires was the linebackers coach for the Atlanta Falcons and he worked on that staff with Buccaneers defensive coordinator Mike Smith, who was the head coach and Buccaneers assistant wide receivers coach Andrew Weidinger, who was the offensive assistant. From 2012-14 Buccaneers head coach Dirk Koetter was also a part of that staff, serving as the offensive coordinator.
- In 2010, Bears assistant special teams coach Richard Hightower was the assistant special teams coach for the Washington Redskins and he worked on the staff with Buccaneers tight ends coach Jon Embree, who held that same position.
- From 2012-13 Bears offensive coordinator Dowell Loggains was the offensive coordinator for the Tennessee Titans and he worked on that staff with Buccaneers special teams coordinator Nate Kaczor who was the assistant offensive line coach. Buccaneers defensive backs coach Brett Maxie was also a part of that staff and he held the same role.

Bears One-Liners: Defense

(all stats based on press box stats)

DEFENSIVE LINE (6)

Jonathan Bullard (NFL Career): Begins rookie season after being selected in the 3rd round (72nd overall) of the 2016 NFL Draft.

(College): Started 36-of-50 career contests at Florida, posting 178 tackles, 12 sacks, 33.5 TFLs and 5 pass breakups.

- Earned All-America and all-SEC honors following his senior season.

- 17.5 TFLs in 2015 were the most by a Gator since former Bear Alex Brown Notched 18 in 1999.

(2016 Season):

- Owns 11 tackles, 1 sack and 2 TFLs in 7 games
- Posted his first career sack at IND (10/9)
- DNP vs. DET (10/2)

Eddie Goldman (NFL Career): In his 2nd NFL season appearing in 17 games (14 starts), collecting 45 tackles - including 5 sacks and 6 TFLs.

- Ranked 4th in the NFL among rookies with 4.5 sacks in 2015
- -Selected by the Bears in the 2nd round (39th overall) of the 2015 NFL Draft

(2016 Season):

- Posted 7 tackles, 0.5 sacks and 1 pass breakup
- Led the d-line in tackles at HOU (9/11)
- Left the game early with an ankle injury vs. PHI (9/19).
- Inactive games 3-8 with an ankle injury

Akiem Hicks (NFL Career): In his 5th professional season, starting 41-of-69 contests with 161 tackles, 13.5 sacks, 27 TFLs, 2 forced fumbles, 2 fumble recoveries and 2 pass breakups with the New Orleans Saints (2012-15), New England Patriots (2015) and Chicago Bears (2016).

- His 119 tackles with New Orleans ranked 2nd among the defensive linemen on the Saints from 2012-15
- Led the Saints d-line in tackles in 2013 (56) and placed 2nd in 2014 (41).
- Ranked 4th on the Saints in sacks from 2012-15 (6.5).
- 3 sacks ranked tied for 3rd among the Patriots defensive linemen in 2015

(2016 Season):

- In 8 games (8 starts), owns 21 tackles, 5 TFLs, 4 sacks, 1 FF and 1 FR
- Adds 1 blocked FG on special teams
- Recorded his first sack as a Bear vs. DET (10/2)
- Tied his career single-game high for sacks (2) vs. MIN (10/31)
- Leads the Bears d-line in tackles (21) and sacks (4)

Will Sutton (NFL Career): In his 3rd pro season, appearing in 35 games with 17 starts, recording 56 tackles including 4 TFLs and 7 PBUs.

(2016 Season):

- Owns 11 tackles and 1 pass breakup in 7 games (5 starts)
- Inactive at HOU (9/11)

Bears One-Liners: Defense

(all stats based on press box stats)

Mitch Unrein (NFL Career): Appeared in 78 games with 13 starts over seven seasons with Denver (2011-14), San Diego (2015) and Chicago (2015-16), recording 83 tackles – including 2 TFLs and a sack – and 1 fumble recovery.

- Saw action in 6 postseason contests with Denver, recording 6 tackles – including 1 TFL

(2016 Season):

- Notched 16 tackles in 8 games with 6 starts

Cornelius Washington (NFL Career): In his 4th season, seeing action in 23 games, recording 14 tackles, 3 sacks, 5 TFLs, 1 pass breakup and 3 special teams stops with Chicago (2013-16).

- Recorded first career sack on November 23, 2014 versus Tampa Bay.

(2016 Season):

- Tallied 7 tackles, 2 sacks, 1 pass breakup and 2 TFLs
- Inactive vs. PHI (9/1)

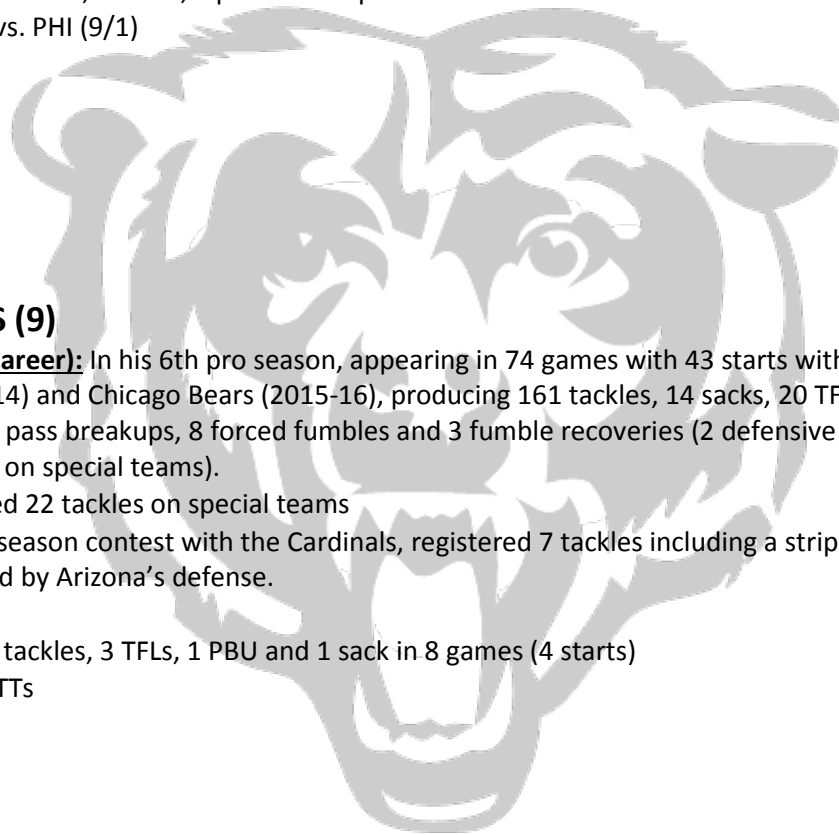
LINEBACKERS (9)

Sam Acho (NFL Career): In his 6th pro season, appearing in 74 games with 43 starts with the Arizona Cardinals (2011-14) and Chicago Bears (2015-16), producing 161 tackles, 14 sacks, 20 TFLs, 3 interceptions, 10 pass breakups, 8 forced fumbles and 3 fumble recoveries (2 defensive and one of his own teammate's on special teams).

- Has added 22 tackles on special teams
- In 1 postseason contest with the Cardinals, registered 7 tackles including a strip-sack that was recovered by Arizona's defense.

(2016 Season):

- Owns 17 tackles, 3 TFLs, 1 PBU and 1 sack in 8 games (4 starts)
- Adds 2 STTs



Bears One-Liners: Defense

(all stats based on press box stats)

Leonard Floyd (NFL Career): Begins rookie season after being selected by the Bears in the 1st round (9th overall) of the 2016 NFL Draft.

(College): Started 32-of-38 career games for Georgia, posting 184 tackles, 17 sacks, 28.5 TFLs, 5 forced fumbles, 2 fumble recoveries and 4 pass breakups.

- Following his junior year, named second-team all-SEC and was Sports Illustrated honorable mention All-America.
- Won Charley Trippi Most Versatile Award and was a Butkus Award finalist.

(2016 Season):

- Owns 18 tackles, 3.5 sacks, 2 TFLs, 1 forced fumble and 1 fumble recovery for a TD in 6 games with 6 starts
- 3.5 sacks ranks 3rd among rookies
- First Bears rookie since 2009 to record a sack in Week 1
- Inactive with a calf injury games 5-6
- Recorded 2 sacks at GB (10/20), the first multi-sack game of his career
- Scored a TD off a fumble recovery at GB (10/20). He is the first Bears rookie to score a defensive TD since Zack Bowman did so against MIN (10/19/08)

Jerrell Freeman (NFL Career): In his 5th professional season, starting all 65 career games he's appeared in with the Indianapolis Colts (2012-15) and Chicago Bears (2016).

- Owns 550 career tackles, 12 sacks, 25 TFLs, 4 interceptions (2 returned for touchdowns), 18 pass breakups, 8 forced fumbles and 3 fumble recoveries
- 6 forced fumbles in 2013 ranked tied for 3rd in the NFL and set a Colts franchise record
- 145 tackles in 2012 ranked 4th in the NFL and 2nd among rookies
- 112 tackles ranked 2nd on the team while 3 sacks ranked tied for 3rd on the Colts in 2015
- Started his professional career in the CFL, totaling 144 tackles, 13 sacks, 3 interceptions, 4 fumble recoveries and 1 defensive touchdown over three seasons with the Saskatchewan Roughriders (2009-11)

(2016 Season):

- Started 8-of-8 games, posting 72 tackles, 4 TFLs and 1 pass breakup
- Leads the team in tackles (72)
- Ranks tied for 9th in the NFL in tackles (72)

Christian Jones (NFL Career): In his 3rd season with the Bears, appearing in 39 contests with 20 starts, recording 152 tackles - including 2 sacks and 5 additional TFLs - 2 FRs and 6 PBUs.

- Adds 14 special teams tackles.
- Finished third on the Bears in both defensive tackles (98) and special teams tackles (11) in 2014 rookie season and second in defensive tackles (98) in 2015

(2016 Season):

Owns 5 tackles and 1 pass breakup on defense and 6 tackles on special teams.

- Leads the Bears in STTs (6)

Bears One-Liners: Defense

(all stats based on press box stats)

Nick Kwiatkoski(NFL Career): Starts rookie season after being selected by Chicago in the 4th round (113th overall) of the 2016 NFL Draft.

(College): Appeared in 48 games with 37 starts in four seasons (2012-15) for West Virginia, notching 303 tackles, 28 TFLs, 6 interceptions, 2 sacks, 3 forced fumbles and 3 pass breakups.

- Earned first-team all-Big 12 following his senior season.

(2016 Season):

- In 6 games (1 start), produced 5 tackles and 1 FF
- Inactive games 1-2
- Started his first career game he appeared in at DAL (9/25)

Pernell McPhee (NFL Career): In his 6th season, appearing in 76 games with the Ravens (2011-14) and Bears (2015), starting 18 contests, posting 146 tackles, 24 sacks, 1 interception, 10 pass breakups, 5 forced fumbles and 1 fumble recovery.

- Added 1 blocked field goal on special teams.
- Helped Ravens to Super Bowl Championship after 2012 season, posting 4 tackles and 1 sack, 2 PBU's, 1 FF and 1 FR during playoff run

(2016 Season):

- Owns 1 tackle, 1 sack and 1 FF
- Appeared as a sub games 7-8
- Elevated to the active roster from PUP 10/20

John Timu (NFL Career): In his 2nd season, appearing in 12 contests with 4 starts, recording 25 tackles, 2 TFLs and 2 FRs

- Adds 1 tackle on special teams.

(2016 Season):

- In 5 games (1 start), tallied 2 tackles and 1 TFL
- Signed to the active roster 9/28

Danny Trevathan (NFL Career): In his 5th pro season, starting 37-of-56 career games with the Denver Broncos (2012-15) and Chicago Bears (2016), producing 312 tackles, 4 sacks, 5 interceptions – including 1 returned for a touchdown, 21 pass breakups, 12 TFLs, 3 forced fumbles and 1 fumble recovery.

- Led the Broncos in total tackles (275) over his four seasons with the team (2012-15)
- 125 tackles in 2013 were the most by a Broncos defender since 2007
- Led the Broncos in tackles twice (125 in 2013 & 109 in 2015)
- Won Super Bowl 50 with the Broncos

(2016 Season):

- Owns 37 tackles, 1 sack, 3 pass breakups and 1 TFL
- Inactive with a thumb injury games 3-4
- Named team captain.

Bears One-Liners: Defense

(all stats based on press box stats)

Willie Young (NFL Career): In his sixth NFL season, totaling 161 tackles, 28.5 sacks, 1 INT, 13 PBUs, 40 TFLs, 2 FF and 2 FRs in 86 career games, including 35 starts, with the Detroit Lions (2010-13) and Chicago Bears (2014-16).

- Led team with career-high 10 sacks in 2014, adding 6.5 sacks in 2015, after having just 6 sacks total in previous 4 NFL seasons (2010-13)
- Became 1-of-3 Bears players with a sack in 5-straight games in 2015 (Games 9-14) along with Brian Urlacher (2000) and Steve McMichael (1983 & 1991) since sacks became an official NFL statistic in 1982.

(2016 Season):

- Started 4-of-8 contests, recording 20 tackles, 6 sacks, 1 FF, 2 PBUs and 6 TFLs
- Leads the team in sacks (6)
- Leads the team in TFLs (6)

DEFENSIVEBACKS (12)

Adrian Amos (NFL Career): In his 2nd NFL season starting all 24 games he has appeared in, notching 103 tackles, 1 sack, 3 TFLs, 1 FF, 1 FR and 4 PBUs

- In 2015, became first Bears rookie to lead the team in defensive tackles (108 based on coaches review) since Brian Urlacher in 2000
- Selected by the Bears in the fifth round (142nd overall) of the 2015 NFL Draft

(2016 Season):

- In 8 games (8 starts), owns 36 tackles, 1 TFL, 2 PBUs, 1 forced fumble and 1 fumble recovery
- Adds 2 STTs
- Left the game early with a concussion vs. PHI (9/19)

De’Vante Bausby (NFL Career): In his 2nd NFL season, appearing in 3 games, totaling 12 tackles.

(2016 Season):

- Owns 12 tackles
- Signed to the active roster 10/10
- Appeared as a sub games 6-8

Deon Bush (NFL Career): Starts his rookie season after being selected by Chicago in the 4th round (124th overall) of the 2016 NFL Draft.

(College): Three-time all-ACC honoree (2013-15) who started 32-of-45 career games in four seasons (2012-15) with Miami.

- Totaled 168 tackles, 10 TFLs, 5 sacks, 9 forced fumbles, 3 fumble recoveries, 13 pass breakups and 4 interceptions.

(2016 Season):

- Owns 1 STT
- Inactive Games 1-2 & 4-5
- Appeared as a sub Games 3, 6-8

Bears One-Liners: Defense

(all stats based on press box stats)

Bryce Callahan (NFL Career): In his 2nd NFL season appearing in 15 contests (9 starts), collecting 40 tackles - including 4 TFLs and 1 sack - and 5 PBUs.

(2016 Season):

- Posted 19 tackles and 2 pass breakup in 6 games with 6 starts... Added 1 STT
- Left the game early with a concussion vs. PHI (9/19).
- Inactive game 3 with a concussion and game 8 with a hamstring injury

Deiondre' Hall (NFL Career): Begins his rookie season with the Bears after being selected in the 4th round (127th overall) of the 2016 NFL Draft.

(College): Played in 51 games over four seasons (2012-15) for UNI, posting 13 interceptions, including 4 interception return touchdowns, 242 tackles, 16 TFLs, 3 forced fumbles, 3 sacks and 15 pass breakups.

- Added 15 kickoff returns for 313 yards (20.9 avg) and 5 punt returns for 39 yards (7.8 avg) on special teams.
- Also posted 2 receptions for 45 yards (22.5 avg) on offense.

(2016 Season):

- Tallied 3 tackles, 1 interception and 3 pass breakups in 4 games... Adds 2 STTs
- Recorded his first INT vs. DET (10/2)
- Inactive with an ankle injury games 5-8

DeAndre Houston-Carson (NFL Career): Starts his NFL career after being selected in the 6th round (185th overall) of the 2016 NFL Draft by the Bears.

(College): Started every game he appeared in (45) over four seasons at William & Mary (2012-15).

- Finished his career with 293 tackles, 11.5 TFLs, 34 pass breakups, 1 forced fumble, 2 fumble recoveries and 2 sacks.
- Also tallied 10 interceptions with 1 returned for a touchdown.
- On special teams, notched 9 blocked kicks and 4 punt returns for 11 yards.
- Following his senior season, became the third player in the program's history to earn consensus first-team All-America honors and was named Colonial Athletic Association co-Defensive Player of the Year.

(2016 Season):

- Owns 2 STTs in 5 games
- Inactive games 6-8

Demontre Hurst (NFL Career): In his 3rd NFL season appearing in 24 contests (3 starts), collecting 36 tackles, 1 interception, 1 TFL and 1 FF.

(2016 Season):

- Appeared in 2 games.

Harold Jones-Quartey (NFL Career): In his 2nd NFL season starting 12-of-21 contests with Chicago (2015-16), tallying 62 defensive tackles, 1 TFL, 1 INT, 4 PBUs and 1 forced fumble to go along with 7 special teams stops.

(2016 Season):

- In 8 games (8 starts), produced 41 tackles, 2 PBUs and 1 TFL
- Adds 2 STTs

Bears One-Liners: Defense

(all stats based on press box stats)

Cre'Von LeBlanc (NFL Career): Acquired from waivers by the Bears prior to the start of the regular season. Originally entered the NFL as an undrafted free agent with the New England Patriots.

(College): Appeared in 44 games in four seasons at FAU (2012-15), totaling 180 tackles (133 solo), 3 TFLs, 6 interceptions and 23 pass breakups on defense.

- Added 30 kick returns for 671 yards (22.4 avg) and 8 punt returns for 38 yards (4.8 avg) on special teams

(2016 Season):

- Owns 15 tackles and 4 PBUs in 6 contests (2 starts)
- Inactive games 1-2

Sherrick McManis (NFL Career): In his 7th professional season, appearing in 86 contests (5 starts) with Houston (2010-11) and Chicago (2012-16), recording 26 tackles and 1 interception.

- Has added 59 special teams stops, 1 blocked punt (which was returned by the Bears for a TD), 1 forced fumble and 2 fumble recoveries on special teams

(2016 Season):

- Owns 3 tackles in 8 games on defense and adds 6 STTs
- Leads the team in STTs with 6
- Named team captain

Tracy Porter (NFL Career): In his 9th NFL season, collecting 351 tackles, 13 interceptions - with 3 returned for touchdowns - 68 pass breakups, 2.5 sacks, 17 TFLs, 5 forced fumbles and 3 fumble recoveries in 90 career contests (81 starts) with the New Orleans Saints (2008-11), Denver Broncos (2012), Oakland Raiders (2013), Washington Redskins (2014) and Chicago Bears (2015-16).

- Started 6 postseason contests, including Super Bowl XLIV where he sealed the Saints victory over the Colts when he returned a Peyton Manning interception 74-yards for a score
- One of four players in NFL history to record a 4th quarter interception in the conference title game and the Super Bowl in the same season (vs. MIN, 1/24/10; at IND, 2/7/10).
- Including the playoffs, 11 of his 13 career INTs have come in the fourth quarter.

(2016 Season): Tallied 28 tackles, 2 interceptions and 5 pass breakups in 8 games (8 starts)

Chris Prosinski (NFL Career): Has appeared in 77 games with 15 starts over six seasons with Jacksonville (2011-14), Philadelphia (2014), and Chicago (2015-16) collecting 111 tackles, 1 sack, 1 TFL, 1 interception, 1 forced fumble and 7 pass breakups

- On special teams has recorded 38 tackles and 2 fumble recoveries

(2016 Season): In 8 games with 1 start, owns 15 tackles and 1 pass breakup

- Adds 3 STTs

Bears One-Liners: Offense

QUARTERBACKS (2)

Matt Barkley (NFL Career): In his 4th NFL season, completing 36-of-65 passes for 381 yards and 6 interceptions in 5 games with the Philadelphia Eagles (2013-15), Arizona Cardinals (2016) and Chicago Bears (2016).

(2016 Season):

- Completed 6/15 pass attempts for 81 yards and 2 INTs.
- Promoted to the Bears active roster 9/22.
- Did not play at games 3-6

Jay Cutler (NFL Career): In his 11th NFL season having started all 137 games played with Denver (2006-08) and Chicago (2009-16), completing 2,749-of-4,431 pass attempts (62.0 percent) for 32,033 yards, 206 touchdowns and 143 interceptions for a QB rating of 86.0.

- Has added 1,640 rushing yards and 9 touchdowns on 365 career carries (4.5 ypc).
- Pro Bowl selection after 2008 season.
- 8-time team captain with Denver (2008) and Chicago (2009-13 & '15-16) [Bears had weekly captains during 2014 season].
- 38th in NFL history in passing yards.
- 38th in NFL history in passing touchdowns.

(2016 Season):

- Completed 48-of-77 pass attempts for 625 yards with 2 touchdowns and 2 interceptions for a 85.7 passer rating... Added 3 rush attempts for 14 yards.
- Left the game vs. PHI (9/19) early with a hand injury
- Inactive games 3-7
- Named team captain for the eighth time in his career

RUNNING BACKS (4)

Ka'Deem Carey (NFL Career): In his 3rd NFL season appearing in 31 games (1 start), posting 104 carries for 427 yards (4.1 ypc) and 2 TDs.

- Added 11 receptions for 103 yards (9.4 ypr) and 1 TD and 3 kickoff returns for 54 yards.
- Selected by Chicago in the fourth round (117th overall) of the 2014 NFL Draft

(2016 Season):

- Rushed 25 times for 110 yards (4.4 avg)... Added 3 catches for 27 yards (9.0 avg)... Returned 1 kickoff for 16 yards
- Inactive with a hamstring injury game 4

Bears One-Liners: Offense

Jordan Howard (NFL Career): In his 1st professional season after being selected by the Chicago Bears in the 5th round (150th overall) of the 2016 NFL Draft.

(College): Appeared in 32 career games over three seasons with UAB (2013-14) and Indiana (2015), compiling 3,681 rushing yards on 647 attempts (5.7avg) and 24 rushing touchdowns, with 24 receptions for 261 yards (10.9) and 3 receiving touchdowns.

- Earned first team all-Big Ten (2015), first team all-CUSA (2014), and CUSA all-Freshman team (2013) honors
- Set UAB's single-season rushing yards record in the football program's final season (2014) with 1,587 yards.

(2016 Season):

- Owns 505 rush yards on 99 attempts (5.1 avg) and 18 receptions for 177 yards (9.8 avg) and 1 TD
- Ranks 2nd among rookies in rush yards
- Ranks 2nd among rookie RBs in YPC (minimum of 20 attempts)
- Ranks 2nd among rookie RBs in yards from scrimmage

Jeremy Langford (NFL Career): In his 2nd professional season appearing in 20 games (5 starts), rushing 179 times for 653 yards (3.6 avg) and 8 TDs.

- Adds 28 catches for 317 yards (11.3 avg) and 1 TD
- Selected by Chicago in the 4th round (106th overall) of the 2015 NFL Draft

(2016 Season):

- Owns 116 rush yards on 31 attempts (3.7 avg) and 2 TDs... Adds 6 receptions for 38 yards (6.3 avg).
- Left the game at DAL (9/25) early with an ankle injury
- Inactive with an ankle injury games 4-7

WIDE RECEIVERS (5)

Joshua Bellamy (NFL Career): In his 5th NFL season, appearing in 36 games (3 starts) with Kansas City (2012), Washington (2013) and Chicago (2014-16), hauling in 23 receptions for 274 yards (11.9 avg) and 2 touchdowns.

- Has 5 kickoff returns for 113 yards (22.6 ypr), 16 special teams tackles and 1 opponent fumble recovery on a muffed punt
- Rushed once for 7 yards.

(2016 Season):

- Appeared as sub in 8 contests, posting 4 catches for 50 yards (12.5 avg) and 1 rush for 7 yards on offense and 4 STTs

Bears One-Liners: Offense

Alshon Jeffery (NFL Career): In his 5th NFL season, hauling in 288 receptions for 4,311 yards (15.0 ypc) and 25 TDs.

- Has 13 career 100-yard receiving games, 5th most in franchise history, in 53 games played with 46 starts at wide receiver
- Has added 138 rushing yards on 22 carries (6.3 ypc)
- Earned first Pro Bowl nod and named PFWA's Most Improved Player after 2013 season.
- Finished with 1,421 receiving yards in 2013 (2nd most in single-season franchise history) and 1,133 receiving yards in 2014 (8th most).
- Had compiled 2 consecutive 1,000-yard receiving season ('13-14) becoming 4th Bears player to accomplish that feat: (M. Booker - '01 & '02, C. Conway - '95 & '96 and B. Marshall - '12 & '13) and 5th Bears player with multiple 1,000-yard receiving seasons (H. Hill '54 & '56)

(2016 Season):

- Leads the Bears with 583 receiving yards on 36 catches (16.2 avg) and 1 TD
- Named team captain for the first time in his career

Cameron Meredith (NFL Career): In his 2nd season NFL season, posting 39 receptions for 451 yards (11.6 avg) in 17 games (3 starts) after signing as an undrafted free agent with the Bears out of Illinois State.

(2016 Season):

- Owns 28 catches for 331 yards (11.8 avg) in 6 games (3 starts)
- Inactive games 1-2
- Led the team in receptions (11) and receiving yards (113) vs. JAX (10/16), he also led the Bears in those categories at IND (10/9). Posted 20 catches for 243 yards (12.2 avg) in those two contests. Prior to the Colts game, he owned 17 career catches for 172 yards.

Eddie Royal (NFL Career): In his 9th season in the NFL between Denver (2008-11), San Diego (2012-14) and Chicago (2015-16), hauling in 404 receptions for 4,326 (10.7 ypc) and 28 touchdowns.

- Has added 275 rushing yards on 35 carries (7.9 ypc).
- As a returner, has 1,341 yards and 3 TDs on 125 punt returns (10.7 ypr) and 1,375 yards and 1 TD on 57 kickoff returns (24.1 ypr).
- One of 13 players in NFL history to score on a punt return and kickoff return in the same contest (October 19, 2009 at San Diego).
- Set Broncos rookie records for catches (91), receiving yards (980), receiving TDs (5) and 100-yard receiving games (3), with current Bears QB Jay Cutler as his QB
- 91 receptions in '08 are tied for 2nd most by a rookie in NFL history with Odell Beckham ('14), trailing the 101 by Anquan Boldin ('03).

(2016 Season):

- Owns 29 receptions for 338 yards (10.7 avg) and 2 TDs... Adds 13 punt returns for 153 yards (11.8 avg) and 1 TD on special teams.
- Did not finish due to a toe injury vs. JAX (10/16)
- Inactive games 7-8

Deonte Thompson (NFL Career): In his 5th NFL season, appearing in 29 games with Baltimore (2012-13), Buffalo (2014) and Chicago (2015), grabbing 18 receptions for 232 yards (12.9 ypr).

- Adds 51 kickoff returns for 1,303 yards (25.5 ypr).

(2016 Season):

- Owns 15 kickoff returns for 304 yards (20.3 avg) and 1 catch for 4 yards in 8 games

Bears One-Liners: Offense

TIGHT ENDS (3)

Ben Braunecker (NFL Career): Begins rookie season after signing with the Bears as an undrafted free agent out of Harvard.

(College): Registered 68 receptions for 1,168 (17.2 avg) and 10 touchdowns in 25 games over four seasons at Harvard (2012-15).

(2016 Season):

- Appeared in 5 games with 1 start, totaling 1 catch for 8 yards
- Added 1 STT
- Signed to the active roster 10/1

Daniel Brown (NFL Career): In his 2nd NFL season, posting 6 receptions for 64 yards (10.7 ypr) in 8 games (1 start) with the Baltimore Ravens (2015-16) and Chicago Bears (2016).

- Spent entire 2014 regular season on Injured Reserve before signing 1-year extension with Chicago on February 27, 2015.

(2016 Season):

- Appeared in 2 games with BAL
- Acquired from waivers by the Bears 10/24

Zach Miller (NFL Career): In his 5th NFL season, posting 119 receptions for 1,302 yards (10.9 ypr) and 12 touchdowns in 56 games (26 starts) with Jacksonville (2009-11) and Chicago (2015-16).

(2016 Season):

- Leads the Bears with 40 catches for 393 yards (9.8 avg) and 3 TDs in 8 games with 7 starts.
- 8 catches at DAL (9/25) tied his career-high
- Tied for 7th among TEs in TD catches

Logan Paulsen (NFL Career): In his 7th professional season, appearing in 83 games with 49 starts for the Washington Redskins (2010-15) and Chicago Bears (2016), recording 82 receptions for 816 yards (10.0 avg) and 6 TDs.

(2016 Season):

- Owns 3 catches for 15 yards (5.0 avg) in 8 games with 7 starts
- Adds 1 STT

OFFENSIVE LINE (9)

Mike Adams (NFL Career): In his 5th professional season, appearing in 49 games with 20 starts for the Pittsburgh Steelers (2012-14) and Chicago Bears (2016).

(2016 Season):

- Appeared as a sub games 1-8

Cornelius Edison (NFL Career): In his 1st professional season appearing in 1 game.

(2016 Season):

- Appeared as a sub game 8
- Signed to the active roster 10/24

Bears One-Liners: Offense

Eric Kush (NFL Career): In his 3rd professional season, appearing in 12 games with 3 starts for the Kansas City Chiefs (2013), St. Louis Rams (2015) and Chicago Bears (2016).

(2016 Season):

- Inactive games 1-6
- Started at LG games 7-8

Ted Larsen (NFL Career): In his 7th NFL season, starting 58-of-94 career contests for the Tampa Bay Buccaneers (2010-13), Arizona Cardinals (2014-15) and Chicago Bears (2016).

- Started 34 games at left guard, 14 games at right guard and 10 games at center during his NFL career in the regular season

(2016 Season):

- Started 1-of-8 games

Charles Leno, Jr. (NFL Career): In his 3rd NFL season with Chicago, seeing action in 30 contests with 22 starts.

- 21 starts at LT and 1 start as a sixth eligible lineman
- Selected by the Bears in the seventh round (246th overall) of the 2014 NFL Draft out of Boise State.

(2016 Season):

- Started at LT games 1-8

Kyle Long (NFL Career): In his 4th NFL season, starting all 54 games (38 at RG and 16 at RT) with Chicago.

- Has reached Pro Bowl in each of his first three NFL seasons (2013-14), after being selected in the first-round (20th overall) in 2013.
- First Bears offensive lineman ever to be named to Pro Bowl in each of his first three professional football seasons.
- Signed a 4-year contract 9/7/16.

(2016 Season):

- Started at RG games 1-7
- Left the game early with a triceps injury at GB (10/20)
- Inactive with a triceps injury game 8

Bobbie Massie (NFL Career): In his 5th NFL season, appearing in 62 games with 54 starts in four seasons with the Arizona Cardinals (2012-15) and Chicago Bears (2016).

- Part of an offensive line that allowed just 27 sacks in in 2015 (tied for 4th fewest in the NFL) and 28 sacks in 2014 (tied for the 6th fewest in the NFL).
- Helped the Cardinals gain 6,692 yards from scrimmage in 2015, which ranked 2nd in the NFL and 2nd in franchise history.

(2016 Season):

- Started at RT games 1-8

Bears One-Liners: Offense

Josh Sitton (NFL Career): In his 9th professional season, appearing in 127 games with 118 starts (64 at RG, 53 at LG and 1 at LT) with the Green Bay Packers (2008-15) and Chicago Bears (2016).

-2010 Offensive Lineman of the Year (NFL Alumni Association), first-team all-Pro (Sporting News 2014), first-team all-NFL (PFWA, 2014), second-team all-Pro (AP, 2013-15) and was named a Pro Bowl alternate in 2010-11 and '13.

-Helped the Packers offense rank first in the NFL in scoring (30.4), sixth in yards per game (386.1) and tied for first in giveaways with a franchise-record low 13 in 2014.

-Part of an offensive line that tied for ninth in the league in sacks allowed with 30 in 2014.

-Part of an offense that set Green Bay records in points (560), total net yards (6,482) and total net passing yards (4,924) in 2011.

(2016 Season):

- Started at LG games 1-6
- Inactive with an ankle injury games 7-8

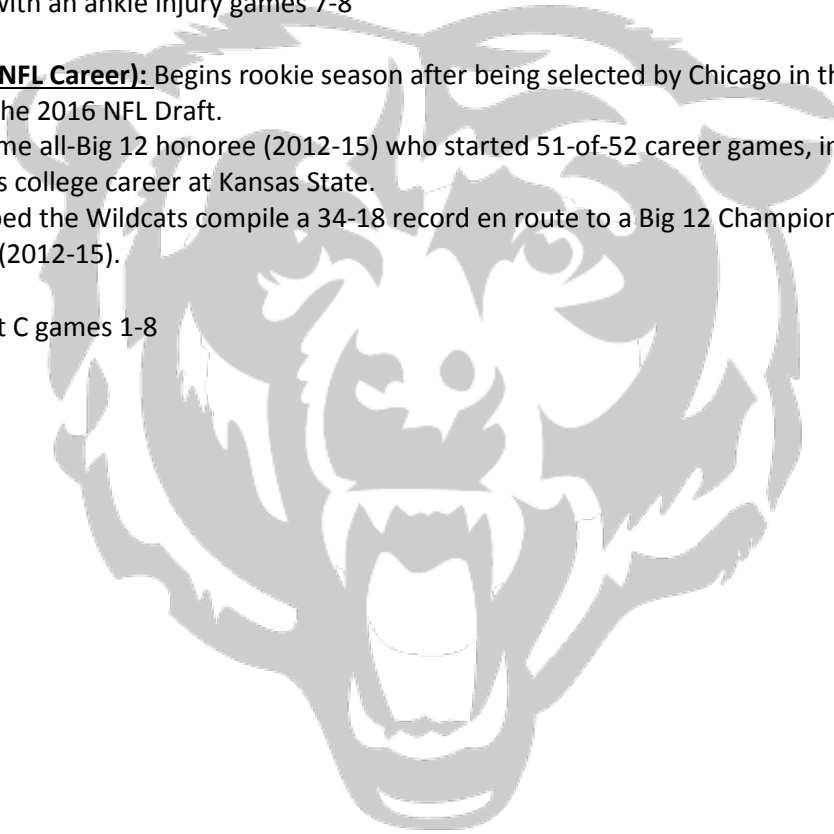
Cody Whitehair (NFL Career): Begins rookie season after being selected by Chicago in the 2nd round (56th overall) of the 2016 NFL Draft.

(College): Four-time all-Big 12 honoree (2012-15) who started 51-of-52 career games, including 41 straight to end his college career at Kansas State.

- Since 2012, helped the Wildcats compile a 34-18 record en route to a Big 12 Championship (2012) and four bowl berths (2012-15).

(2016 Season):

- Started at C games 1-8



Bears One-Liners: Special Teams

PLACE KICKERS (1)

Connor Barth (NFL Career): In his 9th NFL season appearing in 91 games for the Kansas City Chiefs (2008), Tampa Bay Buccaneers (2009-13 & '15), Denver Broncos (2014) and Chicago Bears (2016), converting 150-of-178 field goal attempts (84.3 pct.) and 188-of-189 extra points (99.5 pct.).

- Owns 638 career points

(2016 Season):

- Converted 14/14 extra points and is 11/14 on FG attempts

PUNTERS (1)

Pat O'Donnell (NFL Career): In his 3rd campaign with Chicago after being selected in the sixth round (191st overall) of the 2014 NFL Draft, hitting 178 punts for 7,806 yards (43.9 gross avg.), landing 62 punts inside-the-20 with 9 touchbacks, 2 blocked punts and 708 return yards for a net average of 38.4 - Named to Mel Kiper's ESPN All-Rookie team in 2014.

- In Bears single-season annals, ranked 2nd in net punting average (since 1976), 4th in gross punting average & tied-for-6th in punts-inside-the-20 (since 1976) in 2015.

(2016 Season):

- Punted 37 times for 1,602 yards (43.3 avg), with 14 punts downed inside the opponents 20 yard line

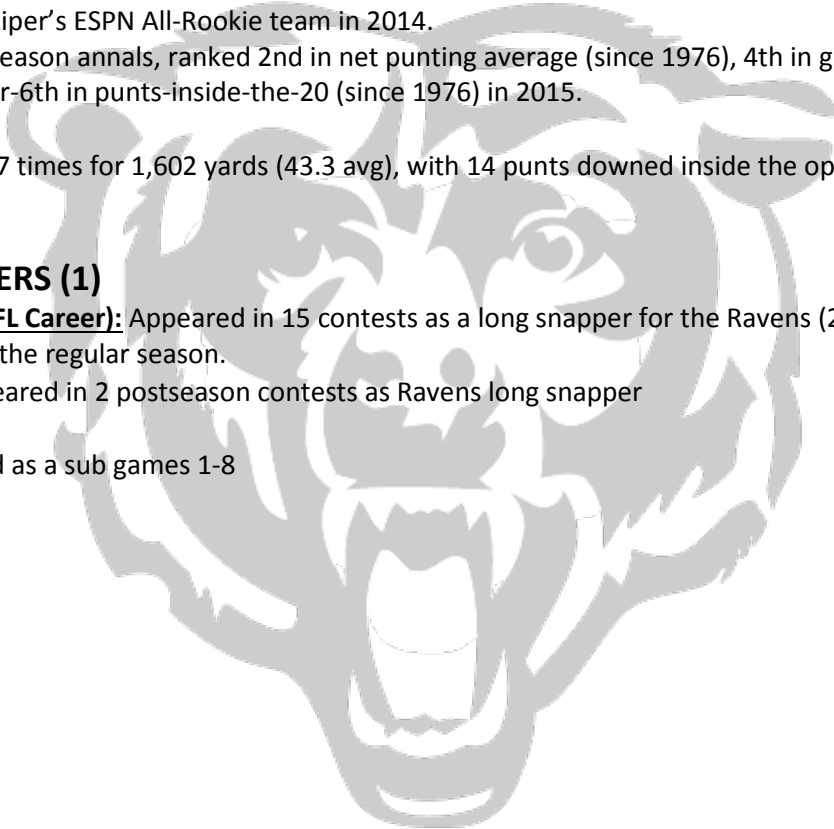
LONG SNAPPERS (1)

Patrick Scales (NFL Career): Appeared in 15 contests as a long snapper for the Ravens (2014) and Bears (2015-16) during the regular season.

- Also appeared in 2 postseason contests as Ravens long snapper

(2016 Season):

- Appeared as a sub games 1-8



BEARS NOTES

CUTLER'S BEARS PASSING RANKS

In 100 games played, Jay Cutler is the Bears top quarterback in every major passing category.

He is tops in passer rating (85.5), completions (1,987), attempts (3,211), completion percentage (61.9), passing yards (23,009), passing yards per game (230.1), passing touchdowns (152) and 300-yard passing games (16).

CUTLER'S ALL-TIME PASSING RANKS

Bears Franchise History

Category	Rank (Stat)	Leader (Stat)
Passer Rating *	1st (85.4)	
Completions	1st (1,967)	
Attempts	1st (3,180)	
Yards	1st (22,757)	
Passing Yards/Game	1st (229.9)	
Comp. % *	1st (61.9)	
Passing Touchdowns	1st (151)	
Yards Per Attempt *	6th (7.17)	S. Luckman (8.42)
300-yd pass games	1st (16)	

* Minimum 500 attempts

JEFFERY 8TH IN RECEIVING YARDS SINCE 2013

In four NFL seasons, Bears WR Alshon Jeffery owns 3,944 receiving yards, 8th highest in the NFL during that time.

MOST RECEIVING YARDS IN THE NFL

Since 2013

	Player	Team(s)	Gms	Rec.	Yards	Avg	TD
1	Antonio Brown	Pit	56	430	5,708	13.3	37
2	Julio Jones	Atl	45	332	5,014	15.1	21
3	Demaryius Thomas	Den	57	355	4,944	13.9	35
4	A.J. Green	Cin	53	312	4,660	14.9	30
5	T.Y. Hilton	Ind	56	285	4,343	15.2	21
6	Brandon Marshall	Chi-NYJ	54	310	4,103	13.2	36
7	DeAndre Hopkins	Hou	56	279	3,967	14.2	22
8	Alshon Jeffery	Chi	49	264	3,944	14.9	22
9	Calvin Johnson	Det	43	243	3,783	15.6	29
10	Emmanuel Sanders	Pit-Den	54	284	3,778	13.3	24

BEARS NOTES

JEFFERY 5TH IN 100+ REC. YARD GAMES IN BEARS HISTORY

Bears WR Alshon Jeffery recorded his 13th 100-yard receiving game after posting 4 catches for 105 yards at HOU (9/11), breaking a tie for fifth most in franchise history.

MOST GAMES WITH 100+ RECEIVING YARDS Bears Regular Season History

	Player	Seasons	GP	Games w/ 100+ Rec. Yards (Team Record)
1	Harlon Hill	1954-61	89	19 (11-7-1)
2	Johnny Morris	1958-67	121	15 (8-7)
3	Brandon Marshall	2011-14	45	15 (9-6)
4	Mike Ditka	1961-66	84	14 (9-4-1)
5	Alshon Jeffery	2012-16	58	13 (4-9)
6	Curtis Conway	1993-99	92	12 (6-6)
7t	Dick Gordon	1965-71	97	9 (6-3)
7t	Jeff Graham	1994-95	32	9 (4-5)
7t	Ken Kavanaugh	1940-50	90	9 (7-2)

JEFFERY 8TH IN RECEPTIONS IN FRANCHISE HISTORY

WR Alshon Jeffery currently ranks 8th in receptions in Bears history.

BEARS ALL-TIME RECEPTIONS LEADERS

	Player	Seasons	Receptions
1	Walter Payton	1975-87	492
2	Matt Forte	2008-15	487
3	Johnny Morris	1958-67	356
4t	Marty Booker	1999-08	329
4t	Curtis Conway	1993-99	329
6	Mike Ditka	1961-66	316
7	Neal Anderson	1986-93	302
8	Alshon Jeffery	2012-16	288
9	Brandon Marshall	2012-14	279
10	Matt Suhey	1980-89	260

BEARS NOTES

JEFFERY 6TH IN REC. YARDS IN BEARS HISTORY

WR Alshon Jeffery ranks 6th in Bears history in receiving yards.

BEARS ALL-TIME RECEIVING YARDS LEADERS

	Player	Seasons	Yards
1	Johnny Morris	1958-67	5,059
2	Harlon Hill	1954-61	4,616
3	Walter Payton	1975-87	4,538
4	Mike Ditka	1961-66	4,503
5	Curtis Conway	1993-99	4,498
6	Alshon Jeffery	2012-16	4,311
7	Matt Forte	2008-2015	4,116
8	Marty Booker	1999-08	3,895

ROYAL ONE OF FOUR ACTIVE PLAYERS W/25+ REC. TDS, 3+ PR TDS & 1+ KR TD

WR Eddie Royal is one of four active players and with at least 25 receiving touchdowns, 3 punt return touchdowns and 1 kickoff return touchdown.

Player	Years	Rec TD	PR TD	KR TD
Eddie Royal	2008-16	27	3	1
Steve Smith	2001-16	76	4	2
Antonio Brown	2010-16	40	4	1
Darren Sproles	2005-16	29	7	2

ROYAL RECORDS 6TH 100-YARD REC. GAME

WR Eddie Royal recorded his 6th career 100-yard receiving game and his first as a Bear when he tallied 7 receptions for 111 yards (15.9 avg) vs. DET (10/2/16).

Date	Opponent	Rec	Yds	Avg	TDs
11/6/08	at CLE	6	164	27.3	1
9/8/08	at OAK	9	146	16.2	1
10/3/10	at TEN	8	113	14.1	1
10/2/16	vs. DET	7	111	15.9	1
9/28/14	vs. JAX	5	105	21.0	2
9/28/08	at KC	9	104	11.6	0

ROYAL POSTS 200+ REC. YARDS & 100+ PR YARDS

WR Eddie Royal owned 241 yards receiving on 18 catches (13.4 avg) on offense and 139 yards on 10 punt returns (13.9 avg) through the first four games of the season. He is the first Bears player since at least 1960 to record 200+ yards receiving and 100+ punt return yards in the club's first four games.

BEARS NOTES

MILLER NOTCHES 3RD CAREER MULTI-TD GAME

TE Zach Miller hauled in 2 touchdowns at DAL (9/25). Sunday marked Miller's third career multi-touchdown game and second as a Bear.

MILLER'S MULTI-TD GAMES

TDs	Opp	Date
2	at CLE	1/30/10
2	at STL	11/15/15
2	at DAL	9/25/16

MILLER TIES CAREER-HIGH FOR RECEPTIONS

TE Zach Miller tied a career-high when he posted 8 receptions at DAL 9/25.

MILLER'S SINGLE-GAME RECEPTION HIGHS

Rec.	Opp	Date
8	at CLE	1/3/10
8	at DAL	9/25/16
7	at TB	12/27/15
7	vs. MIN	10/31/16
6	at MIN	12/20/15
6	vs. JAX	10/16/16

HOYER THROWS FOR 300 YDS. & 0 INTS IN CONSECUTIVE GAMES

QB Brian Hoyer threw 300+ yards in his 3rd consecutive game without an interception when he threw for a career-high 397 yards on 43 attempts (33 completions) at IND (10/9). The last time a Bears QB threw for 300+ passing yards in three consecutive games was in 2013 when Josh McCown threw for 352 yards at STL (11/24/13), 355 yards at MIN (12/1/13) and 348 yards vs. DAL (12/9/13).

HOYER HAS FOUR CONSECUTIVE 300+ PASSING YD. GAMES

QB Brian Hoyer completed 30-of-49 pass attempts for 302 yards vs. JAX (10/16). With his 300-yard passing performance, Hoyer became the first QB in Bears history to throw for 300+ passing yards in four consecutive games.

HOYER POSTS 2ND HIGHEST PASSER RATING OF CAREER

QB Brian Hoyer completed 28-of-36 pass attempts for 302 yards and 2 touchdowns and 0 interceptions for a 120.1 passer rating vs. DET (10/2/16), the second highest of his career.

Date	Opponent	Att	Cmp	Yds	TD	INT	Rate
9/21/14	vs. BAL	25	19	290	1	0	127.1
10/2/16	vs. DET	36	28	302	2	0	120.1
10/9/16	at IND	43	33	397	2	0	120.0

BEARS NOTES

HOWARD FIRST BEARS 100-YD. RUSHER SINCE 9/13/15

RB Jordan Howard rushed 23 times for 111 yards (4.8 avg) vs. DET (10/2/16). Howard became the first 100-yard rusher since Matt Forte vs. Green Bay (9/13/15) when he rushed 24 times for 141 yards and 1 touchdown.

HOWARD GAINS 100 YARDS IN FIRST START

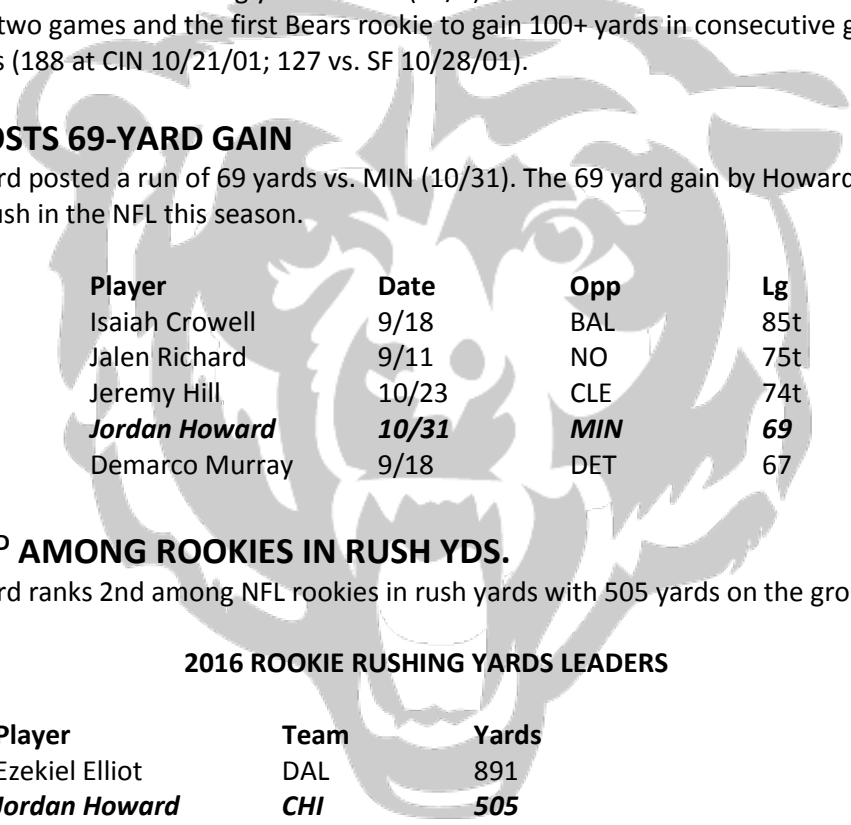
RB Jordan Howard gained 111 yards on 23 rushes in his first career start vs. DET (10/2/16). Howard is the first Bears rookie to gain 100+ yards rushing in his first start since Matt Forte rushed for 123 yards on 23 attempts at IND (9/7/08).

HOWARD FIRST BEARS ROOKIE TO GAIN 100+ YDS. IN FIRST TWO STARTS

RB Jordan Howard tallied 118 rushing yards at IND (10/9). He is the first Bears rookie to rush for 100+ yards in his first two games and the first Bears rookie to gain 100+ yards in consecutive games since Anthony Thomas (188 at CIN 10/21/01; 127 vs. SF 10/28/01).

HOWARD POSTS 69-YARD GAIN

RB Jordan Howard posted a run of 69 yards vs. MIN (10/31). The 69 yard gain by Howard ranks as the fourth longest rush in the NFL this season.



Player	Date	Opp	Lg
Isaiah Crowell	9/18	BAL	85t
Jalen Richard	9/11	NO	75t
Jeremy Hill	10/23	CLE	74t
Jordan Howard	10/31	MIN	69
Demarco Murray	9/18	DET	67

HOWARD 2ND AMONG ROOKIES IN RUSH YDS.

RB Jordan Howard ranks 2nd among NFL rookies in rush yards with 505 yards on the ground.

2016 ROOKIE RUSHING YARDS LEADERS

	Player	Team	Yards
1	Ezekiel Elliot	DAL	891
2	Jordan Howard	CHI	505
3	Devontae Booker	DEN	320
4	DeAndre Washington	OAK	302
5	Jalen Richard	OAK	279

BEARS NOTES

HOWARD 2ND AMONG ROOKIES IN YPR

RB Jordan Howard has carried the ball 99 times for 505 yards (5.1 avg). His 5.1 ypr ranks 2nd among rookie RBs (minimum 20 carries).

2016 ROOKIE RUSHING AVG LEADERS

	Player	Team	Att	Yards	YPR
1	Jalen Richard	OAK	43	279	6.5
2	Jordan Howard	CHI	99	505	5.1
3	Ezekiel Elliott	DAL	177	891	5.0
4	Robert Kelly	WAS	38	190	5.0
5	DeAndre Washington	OAK	62	302	5.9

HOWARD 2ND AMONG ROOKIES IN YPR

RB Jordan Howard gained a total of 682 yards from scrimmage (505 rushing and 177 receiving). 682 yards from scrimmage ranks 2nd among rookie RBs.

2016 ROOKIE YARDS FROM SCRIMMAGE

	Player	Team	RshYds	RecYards	YScm
1	Ezekiel Elliott	DAL	891	155	1,046
2	Jordan Howard	CHI	505	177	682
3	Devontae Booker	DEN	320	107	427
4	Jalen Richard	OAK	279	123	402
5	DeAndre Washington	OAK	302	72	374

FLOYD RECORDS A ½ SACK WEEK 1

LB Leonard Floyd recorded a ½ sack in the third quarter at Houston, becoming the 6th Bear rookie in franchise history, and first since 2009, to record a sack in Week 1.

SACKS BY BEARS ROOKIE IN WEEK 1

Player	Sacks	Date	Opp.
Leonard Floyd	0.5	9/11/16	at HOU
Al Afalava	1.0	9/13/09	at GB
Marcus Harrison	1.0	9/7/08	at IND
Mark Anderson	1.0	9/10/06	at GB
Russell Davis	1.0	9/12/99	vs. KC
Alonzo Spellman	1.0	9/6/92	vs. DET

FLOYD POSTS FIRST MULTI-SACK GAME

LB Leonard Floyd recorded 2 sacks at GB (10/20), the first multi-sack game of his career.

BEARS NOTES

FLOYD FIRST BEARS ROOKIE TO SCORE A TD SINCE 2008

LB Leonard Floyd scored a TD off a fumble recovery at GB (10/20). He is the first Bears rookie to score a defensive TD since Zack Bowman did so against MIN (10/19/08)

BEARS DEFENSIVE ROOKIE SCORES (since 1960)

Player	Opp	Date
Myron Baker	TB	9/26/93
Michael Lowery	STL	12/08/96
Zack Bowman	MIN	10/19/08
Leonard Floyd	GB	10/20/16

YOUNG MULTI-SACK PERFORMANCES

LB Willie Young tallied a career-high 3 sacks at IND (10/9) and 2 sacks vs. JAX (10/16) giving him 5 multi-sack games in his career, all with the Bears.

Date	Opp	Sacks
10/9/16	at IND	3
9/14/14	at SF	2
10/12/14	at ATL	2
10/16/16	vs. JAX	2
12/6/15	vs. SF	1.5

BEARS GAIN 522 TOTAL NET YARDS

The Chicago Bears put up 522 total net yards (125 rushing, 397 passing) at IND (10/9) which ranks 5th most in single game franchise history.

Date	Opp	Tot	Rush	Pass
12/7/80	vs. GB	594	267	327
12/12/65	vs. SF	584	183	401
12/17/61	vs. MIN	552	205	347
9/24/89	at DET	542	219	323
10/9/16	at IND	522	125	397

3rd DOWN CONVERSIONS

The Bears converted 7/17 third down attempts (41%) vs. JAX (10/16), setting season highs in third down conversions and conversion percentage.

BEARS NOTES

TIME OF POSSESSION

Chicago's 35:47 TOP vs. JAX (10/16) was a season high.

Date	Opp	TOP
10/16	vs. JAX	35:47
10/2	vs. DET	33:14
10/31	vs. MIN	32:41
10/9	at IND	30:05
9/25	at DAL	24:21

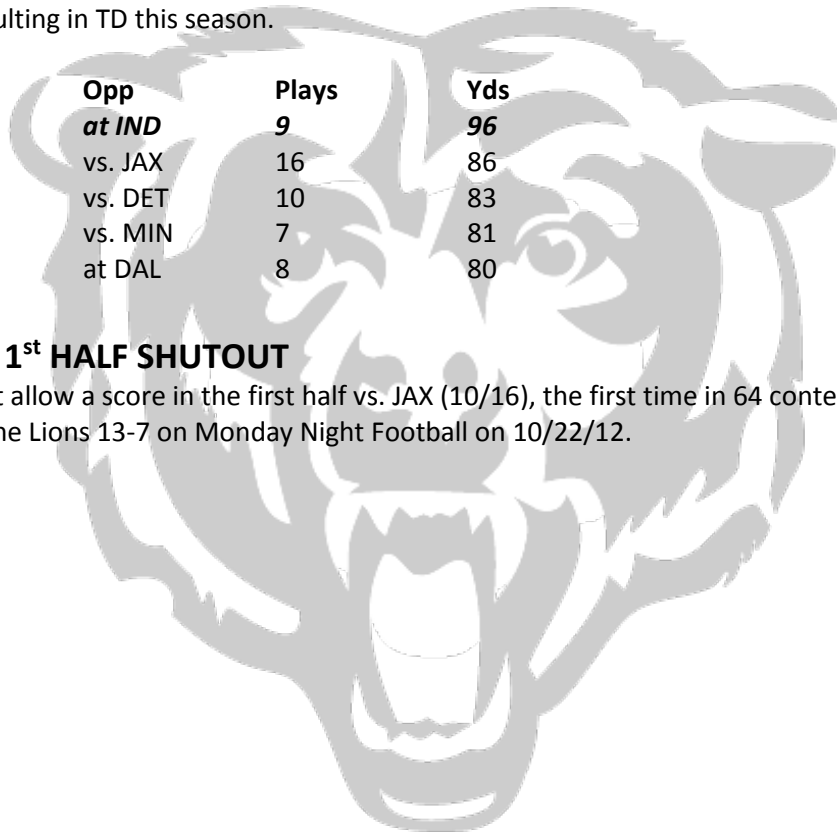
TD DRIVES

The Bears recorded a 9 play, 96 yard drive which resulted in a TD at IND (10/9). This was the Bears longest drive resulting in TD this season.

Date	Opp	Plays	Yds
10/9	at IND	9	96
10/16	vs. JAX	16	86
10/2	vs. DET	10	83
10/31	vs. MIN	7	81
9/25	at DAL	8	80

BEARS PITCH 1st HALF SHUTOUT

The Bears did not allow a score in the first half vs. JAX (10/16), the first time in 64 contests when the Bears defeated the Lions 13-7 on Monday Night Football on 10/22/12.



CHICAGO BEARS 2016 ALPHABETICAL ROSTER

Current with 53 players; Last updated November 7, 2016

No.	Name	Pos	Ht	Wt	Age	Exp	College	Hometown
49	Acho, Sam	LB	6-3	260	28	6	Texas	Dallas, Texas
76	Adams, Mike	OL	6-7	323	26	5	Ohio State	Farrell, Penn.
38	Amos, Adrian	DB	6-0	214	23	2	Penn State	Baltimore, Md.
12	Barkley, Matt	QB	6-2	227	26	4	USC	Newport Beach, Calif
4	Barth, Connor	K	5-11	200	30	9	North Carolina	Wilmington, N.C.
20	Bausby, De'Vante	DB	6-2	190	23	1	Pittsburg State	Kansas City, Mo.
11	Bellamy, Joshua	WR	6-0	211	27	2	Louisville	St. Petersburg, Fla.
84	Braunecker, Ben	TE	6-4	255	22	R	Harvard	Ferdinand, Ind.
85	Brown, Daniel	TE	6-5	243	24	2	James Madison	Windsor, Virginia
74	Bullard, Jonathan	DL	6-3	290	23	R	Florida	Shelby, N.C.
26	Bush, Deon	DB	6-0	200	23	R	Miami (Fla.)	Miami, Fla.
37	Callahan, Bryce	DB	5-9	191	25	2	Rice	Cypress, Texas
25	Carey, Ka'Deem	RB	5-10	215	24	3	Arizona	Tuscon, Ariz.
6	Cutler, Jay	QB	6-3	231	33	11	Vanderbilt	Santa Claus, Ind.
60	Edison, Cornelius	OL	6-3	309	23	1	Portland State	University Place, Wash.
94	Floyd, Leonard	LB	6-4	240	24	R	Georgia	Atlanta, Ga.
50	Freeman, Jerrell	LB	6-0	236	30	5	Mary Hardin-Baylor	Waco, Texas
91	Goldman, Eddie	DL	6-4	320	22	2	Florida State	Washington, D.C.
32	Hall, Deiondre	DB	6-2	201	22	R	Northern Iowa	Blue Springs, Mo.
96	Hicks, Akiem	DL	6-5	336	26	5	Regina	Elk Grove, Calif.
36	Houston-Carson, DeAndre	DB	6-1	203	23	R	William & Mary	Woodford, Va.
24	Howard, Jordan	RB	6-0	222	22	R	Indiana	Birmingham, Ala.
30	Hurst, Demontre	DB	5-10	191	25	3	Oklahoma	Lancaster, Texas
17	Jeffery, Alshon	WR	6-3	218	26	5	South Carolina	St. Matthews, S.C.
52	Jones, Christian	LB	6-3	251	25	3	Florida State	Winter Park, Fla.
29	Jones-Quartey, Harold	DB	5-11	210	23	2	Findlay	Columbus, Ohio
64	Kush, Eric	OL	6-4	313	27	3	California (PA)	Bridgeville, Penn.
44	Kwiatkoski, Nick	LB	6-2	242	23	R	West Virginia	Bethel Park, Pa.
33	Langford, Jeremy	RB	6-0	211	24	2	Michigan State	Wayne, Mich.
62	Larsen, Ted	OL	6-2	315	29	7	NC State	Wichita, Kan.
22	LeBlanc, Cre'Von	DB	5-11	190	22	R	Florida Atlantic	Palm Beach, Fla.
72	Leno, Jr., Charles	OL	6-3	305	25	3	Boise State	Oakland, Calif.
75	Long, Kyle	OL	6-6	320	27	4	Oregon	Ivy, Va.
70	Massie, Bobby	OL	6-6	320	27	5	Mississippi	Lynchburg, Va.
27	McManis, Sherrick	DB	6-1	192	28	7	Northwestern	Peoria, Ill.
92	McPhee, Pernell	LB	6-3	273	27	6	Mississippi State	Pahokee, Fla.
81	Meredith, Cameron	WR	6-3	207	24	2	Illinois State	Westchester, Ill.
86	Miller, Zach	TE	6-5	243	32	7	Nebraska-Omaha	Wahoo, Neb.
16	O'Donnell, Pat	P	6-4	217	25	3	Miami (Fla.)	Lake Worth, Fla.
82	Paulsen, Logan	TE	6-5	268	29	7	UCLA	Northridge, Calif.
21	Porter, Tracy	DB	5-11	200	30	9	Indiana	Port Allen, La.
31	Prosinski, Chris	DB	6-1	213	29	6	Wyoming	Buffalo, Wyo.
19	Royal, Eddie	WR	5-10	190	30	9	Virginia Tech	Alexandria, Va.
48	Scales, Patrick	LS	6-4	242	28	2	Utah State	Louisville, Ky.
71	Sitton, Josh	OL	6-3	318	30	9	UCF	Pensacola, Fla.
93	Sutton, Will	DL	6-0	297	25	3	Arizona State	Corona, Calif.
14	Thompson, Deonte	WR	6-0	205	27	4	Florida	Belle Glade, Fla.
53	Timu, John	LB	6-0	245	24	2	Washington	Long Beach, Calif.
59	Trevathan, Danny	LB	6-1	239	26	5	Kentucky	Youngstown, Ohio
98	Unrein, Mitch	DL	6-4	299	29	6	Wyoming	Eaton, Colo.
90	Washington, Cornelius	DL	6-4	292	27	4	Georgia	Hephzibah, Ga.
65	Whitehair, Cody	OL	6-4	310	24	R	Kansas State	Kearney, Neb.
97	Young, Willie	LB	6-4	258	31	7	NC State	Palm Beach Gardens, Fla.
RESERVE / PHYSICALLY UNABLE TO PERFORM LIST								
10	Wilson, Marquess	WR	6-4	206	24	4	Washington State	Tulare, Calif.
NON-FOOTBALL ILLNESS								
45	Robertson-Harris, Rov	LB	6-7	268	23	R	UTEP	Oakland, Calif.
RESERVE / INJURED								
57	Barrow, Lamin	LB	6-1	237	25	3	LSU	Marrero, La.
71	Becton, Nick	OL	6-6	322	26	3	Virginia Tech	Wilmington, N.C.
22	Boykin, Brandon	DB	5-10	185	26	5	Georgia	Fayetteville, Ga.
95	Ferguson, Ego	DL	6-2	300	25	3	LSU	Miami, Fla.
23	Fuller, Kyle	DB	5-11	190	24	3	Virginia Tech	Baltimore, Md.
55	Grasu, Hroniss	OL	6-3	303	25	2	Oregon	Northridge, Calif.
99	Houston, Lamarr	LB	6-3	274	29	7	Texas	San Francisco, Calif.
2	Hoyer, Brian	QB	6-2	215	31	8	Michigan State	North Olmsted, Ohio
43	Mason, Danny	LB	6-3	235	26	1	Texas A&M-Commerce	Louisville, Ky.
8	Shaw, Connor	QB	6-1	210	25	2	South Carolina	Flowery Branch, Ga.
13	White, Kevin	WR	6-3	216	24	2	West Virginia	Plainfield, N.J.
PRACTICE SQUAD INJURED LIST								
88	Anderson, Busta	TE	6-4	246	24	2	South Carolina	Powder Springs, Ga.
35	Mostert, Raheem	RB	5-10	197	24	2	Purdue	Smyrna, Fla.
PRACTICE SQUAD								
58	Anderson, Jonathan	LB	6-1	235	25	2	TCU	Corpus Christi, Texas
83	Braverman, Daniel	WR	5-10	185	23	R	Western Michigan	Miami, Fla.
43	Cobb, David	RB	5-11	229	23	2	Minnesota	Killeen, Texas
39	Glenn, Jacoby	DB	6-0	185	23	2	Central Florida	Prichard, Ala.
80	Jennings, Darius	WR	5-10	169	24	2	Virginia	Baltimore, Md.
73	Kelly, Colin	OL	6-5	315	26	2	Oregon State	Longview, Wash.
47	Lasike, Paul	FB	5-11	258	26	1	BYU	Auckland, Auckland
78	Poehls, Will	OL	6-8	334	24	1	Montana	Chandler, Ariz.
46	Powell, Ronald	LB	6-3	237	25	3	Florida	Moreno Valley, Calif.
67	Staten, Jimmy	DL	6-3	311	25	3	Middle Tennessee	Waycross, Ga.

CHICAGO BEARS 2016 NUMERICAL ROSTER

Current with 53 players; Last updated November 7, 2016

											2016			
No	Name	Pos	Ht	Wt	Age	Exp	College	Acquired	G	S	DNP	IA		
4	Connor Barth	K	5-11	200	30	9	North Carolina	WFA-16 (NO)	0	0	0	0		
6	Jay Cutler	QB	6-3	231	33	11	Vanderbilt	TR-09 (DEN)	0	0	0	0		
11	Joshua Bellamy	WR	6-0	211	27	2	Louisville	WC-14 (WAS)	0	0	0	0		
12	Matt Barkley	QB	6-2	227	26	4	USC	WFA-16 (ARI)	0	0	0	0		
14	Deonte Thompson	WR	6-0	205	27	4	Florida	WFA-15 (BUF)	0	0	0	0		
16	Pat O'Donnell	P	6-4	217	25	3	Miami (Fla.)	D6b-14	0	0	0	0		
17	Alshon Jeffery	WR	6-3	218	26	5	South Carolina	D2-12	0	0	0	0		
19	Eddie Royal	WR	5-10	190	30	9	Virginia Tech	UFA-15 (SD)	0	0	0	0		
20	De'Vante Bausby	DB	6-2	190	23	1	Pittsburg State	WFA-15 (KC)	0	0	0	0		
21	Tracy Porter	DB	5-11	200	30	9	Indiana	WFA-15 (WAS)	0	0	0	0		
22	Cre'Von LeBlanc	DB	5-11	190	22	R	Florida Atlantic	WC-16 (NE)	0	0	0	0		
24	Jordan Howard	RB	6-0	222	22	R	Indiana	D5-16	0	0	0	0		
25	Ka'Deem Carey	RB	5-10	215	24	3	Arizona	D4a-14	0	0	0	0		
26	Deon Bush	DB	6-0	200	23	R	Miami (Fla.)	D4b-16	0	0	0	0		
27	Sherrick McManis	DB	6-1	192	28	7	Northwestern	TR-12 (HOU)	0	0	0	0		
29	Harold Jones-Quartey	DB	5-11	210	23	2	Findlay	WC-15 (ARZ)	0	0	0	0		
30	Demontre Hurst	DB	5-10	191	25	3	Oklahoma	UnFA-13	0	0	0	0		
31	Chris Pronski	DB	6-1	213	29	6	Wyoming	WFA-15 (PHI)	0	0	0	0		
32	Deiondre Hall	DB	6-2	201	22	R	Northern Iowa	D4c-16	0	0	0	0		
33	Jeremy Langford	RB	6-0	211	24	2	Michigan State	D4-15	0	0	0	0		
36	DeAndre Houston-Carson	DB	6-1	203	23	R	William & Mary	D6-16	0	0	0	0		
37	Bryce Callahan	DB	5-9	191	25	2	Rice	UnFA-15	0	0	0	0		
38	Adrian Amos	DB	6-0	214	23	2	Penn State	D5-15	0	0	0	0		
44	Nick Kwiatkoski	LB	6-2	242	23	R	West Virginia	D4a-16	0	0	0	0		
48	Patrick Scales	LS	6-4	242	28	2	Utah State	WFA-15 (BAL)	0	0	0	0		
49	Sam Acho	LB	6-3	260	28	6	Texas	UFA-15 (ARZ)	0	0	0	0		
50	Jerrell Freeman	LB	6-0	236	30	5	Mary Hardin-Baylor	UFA-16 (IND)	0	0	0	0		
52	Christian Jones	LB	6-3	251	25	3	Florida State	UnFA-14	0	0	0	0		
53	John Timu	LB	6-0	245	24	2	Washington	UnFA-15	0	0	0	0		
59	Danny Trevathan	LB	6-1	239	26	5	Kentucky	UFA-16 (DEN)	0	0	0	0		
60	Cornelius Edison	OL	6-3	309	23	1	Portland State	UnFA-15	0	0	0	0		
62	Ted Larsen	OL	6-2	315	29	7	NC State	UFA-16 (ARZ)	0	0	0	0		
64	Eric Kush	OL	6-4	313	27	3	California (PA)	WC-16 (LA)	0	0	0	0		
65	Cody Whitehair	OL	6-4	310	24	R	Kansas State	D2-16	0	0	0	0		
70	Bobby Massie	OL	6-6	320	27	5	Mississippi	UFA-16 (ARZ)	0	0	0	0		
71	Josh Sitton	OL	6-3	318	30	9	UCF	WFA-16 (GB)	0	0	0	0		
72	Charles Leno, Jr.	OL	6-3	305	25	3	Boise State	D7-14	0	0	0	0		
74	Jonathan Bullard	DL	6-3	290	23	R	Florida	D3-16	0	0	0	0		
75	Kyle Long	OL	6-6	320	27	4	Oregon	D1-13	0	0	0	0		
76	Mike Adams	OL	6-7	323	26	5	Ohio State	WFA-16 (PIT)	0	0	0	0		
81	Cameron Meredith	WR	6-3	207	24	2	Illinois State	UnFA-15	0	0	0	0		
82	Logan Paulsen	TE	6-5	268	29	7	UCLA	WFA-16 (WAS)	0	0	0	0		
84	Ben Braunecker	TE	6-4	255	22	R	Harvard	UnFA-16	0	0	0	0		
85	Daniel Brown	TE	6-5	243	24	2	James Madison	WFA-16 (BAL)	0	0	0	0		
86	Zach Miller	TE	6-5	243	32	7	Nebraska-Omaha	WFA-13 (TB)	0	0	0	0		
90	Cornelius Washington	DL	6-4	292	27	4	Georgia	D6-13	0	0	0	0		
91	Eddie Goldman	DL	6-4	320	22	2	Florida State	D2-15	0	0	0	0		
92	Pernell McPhee	LB	6-3	273	27	6	Mississippi State	UFA-15 (BAL)	0	0	0	0		
93	Will Sutton	DL	6-0	297	25	3	Arizona State	D3-14	0	0	0	0		
94	Leonard Floyd	LB	6-4	240	24	R	Georgia	D1-16	0	0	0	0		
96	Akiem Hicks	DL	6-5	336	26	5	Regina	UFA-16 (NE)	0	0	0	0		
97	Willie Young	LB	6-4	258	31	7	NC State	UFA-14 (DET)	0	0	0	0		
98	Mitch Unrein	DL	6-4	299	29	6	Wyoming	WFA-15 (SD)	0	0	0	0		
RESERVE / PHYSICALLY UNABLE TO PERFORM LIST														
10	Marquess Wilson	WR	6-4	206	24	4	Washington State	D7-13	0	0	0	0		
NON-FOOTBALL ILLNESS														
45	Roy Robertson-Harris	LB	6-7	268	23	R	UTEP	UnFA-16	0	0	0	0		
RESERVE / INJURED														
2	Brian Hoyer	QB	6-2	215	31	8	Michigan State	WFA-16 (HOU)	0	0	0	0		
8	Connor Shaw	QB	6-1	210	25	2	South Carolina	WC-16 (CLE)	0	0	0	0		
13	Kevin White	WR	6-3	216	24	2	West Virginia	D1-15	0	0	0	0		
22	Brandon Boykin	DB	5-10	185	26	5	Georgia	WFA-16 (CAR)	0	0	0	0		
23	Kyle Fuller	DB	5-11	190	24	3	Virginia Tech	D1-14	0	0	0	0		
43	Danny Mason	LB	6-3	235	26	1	Texas A&M-Commerce	WFA-15 (DEN)	0	0	0	0		
55	Hroniss Grasu	OL	6-3	303	25	2	Oregon	D3-15	0	0	0	0		
57	Lamin Barrow	LB	6-1	237	25	3	LSU	WFA-15 (DEN)	0	0	0	0		
71	Nick Becton	OL	6-6	322	26	3	Virginia Tech	WFA-15 (NO)	0	0	0	0		
95	Ego Ferguson	DL	6-2	300	25	3	LSU	D2-14	0	0	0	0		
99	Lamarr Houston	LB	6-3	274	29	7	Texas	UFA-14 (OAK)	0	0	0	0		
PRACTICE SQUAD INJURED LIST														
35	Raheem Mostert	RB	5-10	197	24	2	Purdue	WFA-16 (NYJ)	0	0	0	0		
88	Busta Anderson	TE	6-4	246	24	2	South Carolina	WFA-16 (SF)	0	0	0	0		
PRACTICE SQUAD														
39	Jacoby Glenn	DB	6-0	185	23	2	Central Florida	UnFA-15	0	0	0	0		
43	David Cobb	RB	5-11	229	23	2	Minnesota	WFA-16 (PIT)	0	0	0	0		
46	Ronald Powell	LB	6-3	237	25	3	Florida	WFA-16 (TB)	0	0	0	0		
47	Paul Lasike	FB	5-11	258	26	1	BYU	WFA-15 (ARZ)	0	0	0	0		
58	Jonathan Anderson	LB	6-1	235	25	2	TCU	UnFA-15	0	0	0	0		
67	Jimmy Staten	DL	6-3	311	25	3	Middle Tennessee	WFA-16 (KC)	0	0	0	0		
73	Colin Kelly	OL	6-5	315	26	2	Oregon State	WFA-16 (SF)	0	0	0	0		
78	Will Poehts	OL	6-8	334	24	1	Montana	WFA-16 (BUF)	0	0	0	0		
80	Darius Jennings	WR	5-10	169	24	2	Virginia	WFA-16 (CLE)	0	0	0	0		
83	Daniel Braverman	WR	5-10	185	23	R	Western Michigan	D7-16	0	0	0	0		

CHICAGO BEARS 2016 POSITIONAL ROSTER

Current with 53 players; Last updated November 7, 2016

OFFENSE (23)

No	QUARTERBACKS (2)	Pos	Ht	Wt	Age	Exp	College	Acquired
6	Cutler, Jay	QB	6-3	231	33	11	Vanderbilt	TR-09 (DEN)
12	Barkley, Matt	QB	6-2	227	26	4	USC	WFA-16 (ARI)
No	RUNNING BACKS (3)	Pos	Ht	Wt	Age	Exp	College	Acquired
25	Carey, Ka'Deem	RB	5-10	215	24	3	Arizona	D4a-14
24o	Howard, Jordan	RB	6-0	222	22	R	Indiana	D5-16
33	Langford, Jeremy	RB	6-0	211	24	2	Michigan State	D4-15
No	WIDE RECEIVERS (5)	Pos	Ht	Wt	Age	Exp	College	Acquired
11	Bellamy, Joshua	WR	6-0	211	27	2	Louisville	WC-14 (WAS)
17	Jeffery, Alshon	WR	6-3	218	26	5	South Carolina	D2-12
81	Meredith, Cameron	WR	6-3	207	24	2	Illinois State	UnFA-15
19	Royal, Eddie	WR	5-10	190	30	9	Virginia Tech	UFA-15 (SD)
14	Thompson, Deonte	WR	6-0	205	27	4	Florida	WFA-15 (BUF)
No	TIGHT ENDS (4)	Pos	Ht	Wt	Age	Exp	College	Acquired
84	Braunecker, Ben	TE	6-4	255	22	R	Harvard	UnFA-16
85	Brown, Daniel	TE	6-5	243	24	2	James Madison	WFA-16 (BAL)
86	Miller, Zach	TE	6-5	243	32	7	Nebraska-Omaha	WFA-13 (TB)
82	Paulsen, Logan	TE	6-5	268	29	7	UCLA	WFA-16 (WAS)
No	OFFENSIVE LINEMEN (9)	Pos	Ht	Wt	Age	Exp	College	Acquired
76	Adams, Mike	OL	6-7	323	26	5	Ohio State	WFA-16 (PIT)
60	Edison, Cornelius	OL	6-3	309	23	1	Portland State	UnFA-15
64	Kush, Eric	OL	6-4	313	27	3	California (PA)	WC-16 (LA)
62	Larsen, Ted	OL	6-2	315	29	7	NC State	UFA-16 (ARZ)
72	Leno, Jr., Charles	OL	6-3	305	25	3	Boise State	D7-14
75	Long, Kyle	OL	6-6	320	27	4	Oregon	D1-13
70	Massie, Bobby	OL	6-6	320	27	5	Mississippi	UFA-16 (ARZ)
71	Sitton, Josh	OL	6-3	318	30	9	UCF	WFA-16 (GB)
65	Whitehair, Cody	OL	6-4	310	24	R	Kansas State	D2-16

CHICAGO BEARS 2016 POSITIONAL ROSTER

Current with 53 players; Last updated November 7, 2016

DEFENSE (27)

No	DEFENSIVE LINEMEN (6)	Pos	Ht	Wt	Age	Exp	College	Acquired
74	Bullard, Jonathan	DL	6-3	290	23	R	Florida	D3-16
91	Goldman, Eddie	DL	6-4	320	22	2	Florida State	D2-15
96	Hicks, Akiem	DL	6-5	336	26	5	Regina	UFA-16 (NE)
93	Sutton, Will	DL	6-0	297	25	3	Arizona State	D3-14
98	Unrein, Mitch	DL	6-4	299	29	6	Wyoming	WFA-15 (SD)
90	Washington, Cornelius	DL	6-4	292	27	4	Georgia	D6-13

No	LINEBACKERS (9)	Pos	Ht	Wt	Age	Exp	College	Acquired
49	Acho, Sam	LB	6-3	260	28	6	Texas	UFA-15 (ARZ)
94	Floyd, Leonard	LB	6-4	240	24	R	Georgia	D1-16
50	Freeman, Jerrell	LB	6-0	236	30	5	Mary Hardin-Baylor	UFA-16 (IND)
52	Jones, Christian	LB	6-3	251	25	3	Florida State	UnFA-14
44	Kwiatkoski, Nick	LB	6-2	242	23	R	West Virginia	D4a-16
92	McPhee, Pernell	LB	6-3	273	27	6	Mississippi State	UFA-15 (BAL)
53	Timu, John	LB	6-0	245	24	2	Washington	UnFA-15
59	Trevathan, Danny	LB	6-1	239	26	5	Kentucky	UFA-16 (DEN)
97	Young, Willie	LB	6-4	258	31	7	NC State	UFA-14 (DET)

No	DEFENSIVE BACKS (12)	Pos	Ht	Wt	Age	Exp	College	Acquired
38	Amos, Adrian	DB	6-0	214	23	2	Penn State	D5-15
20	Bausby, De'Vante	DB	6-2	190	23	1	Pittsburg State	WFA-15 (KC)
26	Bush, Deon	DB	6-0	200	23	R	Miami (Fla.)	D4b-16
37	Callahan, Bryce	DB	5-9	191	25	2	Rice	UnFA-15
32	Hall, Deiondre	DB	6-2	201	22	R	Northern Iowa	D4c-16
36	Houston-Carson, DeAndre	DB	6-1	203	23	R	William & Mary	D6-17
30	Hurst, Demontre	DB	5-10	191	25	3	Oklahoma	UnFA-13
29	Jones-Quartey, Harold	DB	5-11	210	23	2	Findlay	WC-15 (ARZ)
22	LeBlanc, Cre'Von	DB	5-11	190	22	R	Florida Atlantic	WC-16 (NE)
27	McManis, Sherrick	DB	6-1	192	28	7	Northwestern	TR-12 (HOU)
21	Porter, Tracy	DB	5-11	200	30	9	Indiana	WFA-15 (WAS)
31	Prosinski, Chris	DB	6-1	213	29	6	Wyoming	WFA-15 (PHI)

SPECIALISTS (3)

No	KICKERS/PUNTERS (2)	Pos	Ht	Wt	Age	Exp	College	Acquired
4	Barth, Connor	K	5-11	200	30	9	North Carolina	WFA-16 (NO)
16	O'Donnell, Pat	P	6-4	217	25	3	Miami (Fla.)	D6b-14

No	LONG SNAPPERS (1)	Pos	Ht	Wt	Age	Exp	College	Acquired
48	Scales, Patrick	LS	6-4	242	28	2	Utah State	WFA-15 (BAL)

CHICAGO BEARS 2016 UNOFFICIAL DEPTH CHART

Current with 53 players; Last updated November 7, 2016

OFFENSE

WR 17 Alshon Jeffery	14 Deonte Thompson	81 Cameron Meredith
TE 86 Zach Miller	82 Logan Paulsen	84 Ben Braunecker
RT 70 Bobby Massie	76 Mike Adams	85 Daniel Brown
RG 75 Kyle Long	64 Eric Kush	
C <u>65 Cody Whitehair</u>	62 Ted Larsen	60 Cornelius Edison
LG 71 Josh Sitton	62 Ted Larsen	
LT 72 Charles Leno, Jr.	76 Mike Adams	
QB 6 Jay Cutler	12 Matt Barkley	
RB 33 Jeremy Langford	25 Ka'Deem Carey	<u>24 Jordan Howard</u>
WR 19 Eddie Royal	11 Joshua Bellamy	

DEFENSE

DE 96 Akiem Hicks	90 Cornelius Washington
NT 91 Eddie Goldman	93 Will Sutton
DE 98 Mitch Unrein	<u>74 Jonathan Bullard</u>
OLB 92 Pernell McPhee	<u>94 Leonard Floyd</u>
ILB 50 Jerrell Freeman	<u>44 Nick Kwiatkoski</u>
ILB 59 Danny Trevathan	52 Christian Jones
OLB 97 Willie Young	49 Sam Acho
CB 21 Tracy Porter	27 Sherrick McManis
S 29 Harold Jones-Quartey	<u>26 Deon Bush</u>
S 38 Adrian Amos	31 Chris Prosinski
CB 37 Bryce Callahan	<u>32 Deiondre Hall</u>
	53 John Timu
	20 De'Vante Bausby
	30 Demontre Hurst
	<u>36 DeAndre Houston-Carson</u>
	<u>22 Cre'Von LeBlanc</u>

SPECIAL TEAMS

P 16 Pat O'Donnell
K 4 Connor Barth
LS 48 Patrick Scales
H 16 Pat O'Donnell
KR 14 Deonte Thompson
PR 19 Eddie Royal

Underline denotes rookie

(Parenthesis denotes injured)

Akiem Hicks (ah-KEEM)

Demontre Hurst (Duh-mon-tray)

Alshon Jeffery (AL-shon jeff-ree)

Harold Jones-**Quartey** (quar-tay)

Nick **Kwiatkoski** (kwit-KOW-skee)

Cre'Von LeBlanc (KRAY-von luh-BLONK)

Sherrick McManis (SHARE-rick mick-MAN-us)

Deonte Thompson (dee-ON-tay)

John **Timu** (TEE-moo)

Danny **Trevathan** (truh-VAY-than)

Mitch **Unrein** (Un-Rhine)

Marquess Wilson (mar-keese)

COACHES

Sean **Desai** (d-sigh)

Vic **Fangio** (fan-geo)

Dowell Loggains (dowel LOG-ins)

Dave **Magazu** (mag-ah-zoo)

Glenn **Pires** (rhymes with tires)

Chicago Bears / Week 7 / Through Thursday, October 20, 2016 / Regular Season

Won 1, Lost 6

9/11/2016	L	14- 23	at Houston Texans
9/19/2016	L	14- 29	Philadelphia Eagles
9/25/2016	L	17- 31	at Dallas Cowboys
10/2/2016	W	17- 14	Detroit Lions
10/9/2016	L	23- 29	at Indianapolis Colts
10/16/2016	L	16- 17	Jacksonville Jaguars
10/20/2016	L	10- 26	at Green Bay Packers

Total First Downs

	Chicago	Opponent
Total First Downs	134	151
Rushing	33	44
Passing	95	90
Penalty	6	17
3rd Down: Made/Att	26/80	38/96
3rd Down Pct.	32.5%	39.6%
4th Down: Made/Att	1/7	6/7
4th Down Pct.	14.3%	85.7%
Possession Avg.	27:24	32:36
Total Net Yards	2440	2453
Avg. Per Game	348.6	350.4
Total Plays	419	462
Avg. Per Play	5.8	5.3
Net Yards Rushing	615	749
Avg. Per Game	87.9	107.0
Total Rushes	145	190
Net Yards Passing	1825	1704
Avg. Per Game	260.7	243.4
Sacked/Yards Lost	13/74	15/97
Gross Yards	1899	1801
Attempts/Completions	261/168	257/172
Completion Pct.	64.4%	66.9%
Had Intercepted	4	4
Punts/Average	32/43.1	27/50.3
Net Punting Avg.	36.8	43.9
Penalties/Yards	55/465	48/398
Fumbles/Ball Lost	12/5	7/3
Touchdowns	12	17
Rushing	3	6
Passing	7	10
Returns	2	1

Score By Periods

	Q1	Q2	Q3	Q4	OT	Pts
Team	17	40	24	30	0	111
Opponents	19	49	29	72	0	169

Scoring

	TD	Ru	Pa	Rt	PAT	FG	2Pt	Pts
C.Barth	0	0	0	0	12/12	9/12	0	39
E.Royal	3	0	2	1	0/0	0/0	0	18
Z.Miller	3	0	3	0	0/0	0/0	0	18
J.Langford	2	2	0	0	0/0	0/0	0	12
J.Howard	2	1	1	0	0/0	0/0	0	12
L.Floyd	1	0	0	1	0/0	0/0	0	6
C.Meredith	1	0	1	0	0/0	0/0	0	6
Team	12	3	7	2	12/12	9/12	0	111
Opponents	17	6	10	1	14/16	17/19	1	169

2-Pt. Conversions: Team 0/ 0, Opponents: 1/ 1

Sacks: W.Young 6.0, L.Floyd 2.5, A.Hicks 2.0, C.Washington 1.0, D.Trevathan 1.0, J.Bullard 1.0, S.Acho 1.0, E.Goldman 0.5 **Team: 15.0, Opponents: 12.0**

Rushing	No.	Yds	Avg	Long	TD
J.Howard	73	352	4.8	57	1
J.Langford	31	116	3.7	23	2
K.Carey	23	107	4.7	24	0
J.Cutler	2	12	6.0	12	0
K.White	1	9	9.0	9	0
J.Bellamy	1	7	7.0	7	0
J.Bell	3	6	2.0	6	0
C.Meredith	1	6	6.0	6	0
P.Lasike	2	3	1.5	2	0
M.Barkley	1	-1	-1.0	-1	0
B.Hoyer	7	-2	-0.3	3	0
Team	145	615	4.2	57	3
Opponents	190	749	3.9	30	6

Receiving	No.	Yds	Avg	Long	TD
Z.Miller	33	305	9.2	26	3
A.Jeffery	32	520	16.3	54	0
E.Royal	29	338	11.7	64	2
C.Meredith	27	307	11.4	36	1
K.White	19	187	9.8	32	0
J.Howard	14	128	9.1	21t	1
J.Langford	5	27	5.4	10	0
J.Bellamy	3	46	15.3	25	0
K.Carey	3	27	9.0	15	0
L.Paulsen	2	10	5.0	7	0
D.Thompson	1	4	4.0	4	0
Team	168	1899	11.3	64	7
Opponents	172	1801	10.5	51t	10

Interceptions	No.	Yds	Avg	Long	TD
T.Porter	2	28	14.0	25	0
J.Glenn	1	21	21.0	21	0
D.Hall	1	0	0.0	0	0
Team	4	49	12.3	25	0
Opponents	4	44	11.0	28	0

Punting	No	Yds	Avg	Net	TB	In	Lg	B
P.O'Donnell	32	1380	43.1	36.8	2	11	51	0
Team	32	1380	43.1	36.8	2	11	51	0
Opponents	27	1357	50.3	43.9	1	9	74	0

Punt Returns	Ret	FC	Yds	Avg	Long	TD
E.Royal	13	8	153	11.8	65t	1
B.Callahan	0	1	0	0	0	0
C.LeBlanc	0	1	0	0	0	0
Team	13	10	153	11.8	65t	1
Opponents	9	18	161	17.9	85t	1

Kickoff Returns	No.	Yds	Avg	Long	TD
D.Thompson	14	297	21.2	32	0
B.Callahan	1	17	17.0	17	0
K.Carey	1	16	16.0	16	0
J.Bellamy	1	15	15.0	15	0
Team	17	345	20.3	32	0
Opponents	15	360	24.0	39	0

Field Goals	1-19	20-29	30-39	40-49	50+
C.Barth	0/ 0	3/ 3	5/ 6	1/ 2	0/ 1
Team	0/ 0	3/ 3	5/ 6	1/ 2	0/ 1
Opponents	0/ 0	6/ 6	3/ 4	4/ 5	4/ 4

Fumbles Lost: C.Meredith 2, J.Cutler 1, B.Hoyer 1, J.Langford 1 **Total: 5**

Opponent Fumble Recoveries: A.Hicks 1, A.Amos 1, L.Floyd 1 **Total: 3**

Passing	Att	Cmp	Yds	Cmp%	Yds/Att	TD	TD%	Int	Int%	Long	Sack	Lost	Rating
B.Hoyer	200	134	1445	67.0%	7.2	6	3.0%	0	0.0%	64	4/	18	98.0
J.Cutler	46	28	373	60.9%	8.1	1	2.2%	2	4.3%	54	8/	46	75.7
M.Barkley	15	6	81	40.0%	5.4	0	0.0%	2	13.3%	26	1/	10	18.3
Team	261	168	1899	64.4%	7.3	7	2.7%	4	1.5%	64	13/	74	88.6
Opponents	257	172	1801	66.9%	7.0	10	3.9%	4	1.6%	51t	15/	97	93.5

2016 CHICAGO BEARS DEFENSE / SPECIAL TEAMS STATS

SEASONS STATS (Based on press box statistics; Bold denotes TD)

Please note; Similar to NFL press box stats: INTs also count as PBU

Sacks count as TFLs unless a strip-sack; Sacks also count as a QB

Full sacks and TFLs count as solo tackles; Assisted sacks and TFLs count as assisted tackles

DEFENSIVE STATS										
Player	TT	ST	AT	TFL	QBP	S - YL	INT - YR	PBU	FF	FR - YR
Sam Acho	17	11	6	3	5	1 - 3	0 - 0	1	0	0 - 0
Adrian Amos	36	32	4	2	0	0 - 0	0 - 0	2	1	1 - 21
Jonathan Anderson	2	1	1	0	0	0 - 0	0 - 0	0	0	0 - 0
DeVante Bausby	12	11	1	0	0	0 - 0	0 - 0	0	0	0 - 0
Jonathan Bullard	11	10	1	2	2	1 - 3	0 - 0	0	0	0 - 0
Bryce Callahan	19	18	1	0	1	0 - 0	0 - 0	2	0	0 - 0
Leonard Floyd	18	12	6	2	4	3.5 - 33	0 - 0	0	1	1 - 0
Jerrell Freeman	73	53	20	4	2	0 - 0	0 - 0	1	1	0 - 0
Jacoby Glenn	26	23	3	0	0	0 - 0	1 - 21	6	1	0 - 0
Eddie Goldman	7	3	4	0	2	0.5 - 4.5	0 - 0	1	0	0 - 0
Deiondre Hall	3	2	1	0	0	0 - 0	1 - 0	3	0	0 - 0
Akiem Hicks	21	15	6	5	5	4 - 31	0 - 0	1	1	1 - 0
Lamarr Houston	4	2	2	0	1	0 - 0	0 - 0	0	0	0 - 0
Christian Jones	5	4	1	0	0	0 - 0	0 - 0	1	0	0 - 0
Harold Jones-Quartey	41	33	8	1	0	0 - 0	0 - 0	2	0	0 - 0
Nick Kwiatkoski	5	3	2	0	0	0 - 0	0 - 0	0	0	0 - 0
Cre'Von LeBlanc	15	14	1	0	1	0 - 0	0 - 0	4	0	0 - 0
Sherrick McManis	3	3	0	0	0	0 - 0	0 - 0	1	0	0 - 0
Pernell McPhee	1	1	0	0	4	1 - 3	0 - 0	0	1	0 - 0
Tracy Porter	28	25	3	0	0	0 - 0	2 - 28	3	0	0 - 0
Chris Prosinski	15	11	4	0	0	0 - 0	0 - 0	1	1	0 - 0
Will Sutton	10	5	5	0	1	0 - 0	0 - 0	1	0	0 - 0
John Timu	2	2	0	1	0	0 - 0	0 - 0	0	0	0 - 0
Danny Trevathan	37	27	10	1	1	1 - 7	0 - 0	3	0	0 - 0
Mitch Unrein	16	7	9	0	1	0 - 0	0 - 0	0	0	0 - 0
Cornelius Washington	7	5	2	3	2	2 - 12	0 - 0	1	0	0 - 0
Willie Young	20	14	6	5	5	6 - 28	0 - 0	2	1	0 - 0
Team Totals	454	347	107	29	37	20 - 125	4 - 49	36	8	3 - 21

SPECIAL TEAMS						
Player	TT	ST	AT	BK	FF	FR
Sam Acho	2	1	1	0	0	0
Adrian Amos	2	2	0	0	0	0
Ben Braunecker	1	1	0	0	0	0
Deon Bush	1	1	0	0	0	0
Bryce Callahan	1	1	0	0	0	0
Chris Prosinski	2	2	0	0	0	0
Christian Jones	6	3	3	0	0	0
Akiem Hicks	0	0	0	1	0	0
Deiondre Hall	2	1	1	0	0	0
Jonathan Anderson	3	2	1	0	0	0
Josh Bellamy	3	2	1	0	0	0
Logan Paulsen	2	2	0	0	0	0
Nick Kwiatkoski	2	2	0	0	1	0
DeAndre Houston-Carson	2	0	2	0	0	0
Harold Jones-Quartey	2	1	1	0	0	0
Sherrick McManis	6	5	1	0	0	0
Team Totals	37	26	11	1	1	0

DEFENSIVE / SPECIAL TEAMS SCORING PLAYS (2)

Royal: 65 yd PR for TD (9/19 vs. PHI)

Floyd: Fum rec in endzone (10/20 at GB)

Special Teams Stats Key: TT (total tackles), ST (solo tackles),

AT (assisted tackles), BK (blocked kicks), FF (forced fumbles),

FR (fumble recoveries)

Defensive Stats Key: TT (total tackles), ST (solo tackles), AT (assisted tackles), TFL (tackles for loss),

QBP (QB Pressure), S-YL (sacks-yards lost), INT-YR (interceptions-yards returned),

PBU (pass break-ups), FF (forced fumbles), FR-YR (fumble recoveries-yards returned),

BK (blocked kick/punt)

QUARTERBACK SACKS (20.0)

Young- 6.0, Hicks-4.0, Floyd- 3.5, Washington- 2.0, Bullard-1.0, Trevathan- 1.0, Acho-1.0, McPhee-1.0
Goldman- 0.5

OPPONENT FUMBLE RECOVERIES (3)

Glenn- 1, Hicks- 1, Floyd-1

INTERCEPTIONS (4)

Tracy Porter- 2, Deiondre Hall- 1, Jacoby Glenn-1

2016 Chicago Bears

Select Team Go

Record: 2-6 (4th NFC North)

Head Coach: John Fox

2016 Regular Season All Games Submit

Quarterbacks												
Name	Pos	G	GS	OffPl	OffPl/G	OffPl%	DefPl	DefPl/G	DefPl%	SpTmPl	SpTmPl/G	SpTmPl%
Brian Hoyer	QB	6	5	314	52.3	82.6	0	0.0	0.0	0	0.0	0.0
Jay Cutler	QB	3	3	155	51.7	91.7	0	0.0	0.0	0	0.0	0.0
Matt Barkley	QB	1	0	28	28.0	58.3	0	0.0	0.0	0	0.0	0.0

Running Backs												
Name	Pos	G	GS	OffPl	OffPl/G	OffPl%	DefPl	DefPl/G	DefPl%	SpTmPl	SpTmPl/G	SpTmPl%
Jordan Howard	RB	7	5	313	44.7	71.0	0	0.0	0.0	4	0.6	2.1
Jeremy Langford	RB	4	3	105	26.3	44.9	0	0.0	0.0	0	0.0	0.0
Ka'Deem Carey	RB	6	0	71	11.8	19.6	0	0.0	0.0	34	5.7	20.5
Paul Lasike	RB	4	1	30	7.5	11.8	0	0.0	0.0	9	2.3	7.8
Joique Bell	RB	4	0	6	1.5	2.3	0	0.0	0.0	25	6.3	23.4
Raheem Mostert	RB	2	0	0	0.0	0.0	0	0.0	0.0	17	8.5	34.0

Receivers												
Name	Pos	G	GS	OffPl	OffPl/G	OffPl%	DefPl	DefPl/G	DefPl%	SpTmPl	SpTmPl/G	SpTmPl%
Alshon Jeffery	WR	8	8	461	57.6	92.8	0	0.0	0.0	2	0.3	0.9
Zach Miller	TE	8	7	433	54.1	87.1	0	0.0	0.0	2	0.3	0.9
Cameron Meredith	WR	6	3	264	44.0	67.9	0	0.0	0.0	2	0.3	1.3
Eddie Royal	WR	6	1	233	38.8	60.1	0	0.0	0.0	23	3.8	13.9
Logan Paulsen	TE	8	7	225	28.1	45.3	0	0.0	0.0	84	10.5	38.9
Kevin White	WR	4	4	191	47.8	78.9	0	0.0	0.0	0	0.0	0.0
Joshua Bellamy	WR	8	0	78	9.8	15.7	0	0.0	0.0	144	18.0	66.7
Deonte Thompson	WR	8	0	44	5.5	8.9	0	0.0	0.0	62	7.8	28.7
Ben Braunecker	TE	5	1	22	4.4	6.8	0	0.0	0.0	89	17.8	66.9
Greg Scruggs	TE	3	0	8	2.7	4.6	0	0.0	0.0	17	5.7	20.5
Patrick Scales	TE	8	0	0	0.0	0.0	0	0.0	0.0	66	8.3	30.6

Offensive Linemen												
Name	Pos	G	GS	OffPl	OffPl/G	OffPl%	DefPl	DefPl/G	DefPl%	SpTmPl	SpTmPl/G	SpTmPl%
Charles Leno Jr.	T	8	8	497	62.1	100.0	0	0.0	0.0	29	3.6	13.4
Bobby Massie	T	8	8	497	62.1	100.0	0	0.0	0.0	29	3.6	13.4
Cody Whitehair	G	8	8	497	62.1	100.0	0	0.0	0.0	2	0.3	0.9
Kyle Long	T	7	7	408	58.3	93.6	0	0.0	0.0	23	3.3	12.1
Josh Sitton	G	6	6	387	64.5	99.7	0	0.0	0.0	23	3.8	13.9
Eric Kush	G	2	2	109	54.5	100.0	0	0.0	0.0	6	3.0	12.0
Ted Larsen	C	8	1	90	11.3	18.1	0	0.0	0.0	29	3.6	13.4
Mike Adams	T	8	0	0	0.0	0.0	0	0.0	0.0	29	3.6	13.4
Cornelius Edison	C	1	0	0	0.0	0.0	0	0.0	0.0	4	4.0	15.4

Defensive Linemen												
Name	Pos	G	GS	OffPl	OffPl/G	OffPl%	DefPl	DefPl/G	DefPl%	SpTmPl	SpTmPl/G	SpTmPl%
Akiem Hicks	DT	8	8	0	0.0	0.0	456	57.0	82.3	38	4.8	17.6
Mitch Unrein	DT	8	6	1	0.1	0.2	288	36.0	52.0	67	8.4	31.0
Will Sutton	DT	7	5	0	0.0	0.0	166	23.7	34.7	64	9.1	34.0
Cornelius Washington	DE	7	0	0	0.0	0.0	154	22.0	32.0	18	2.6	9.6
Jonathan Bullard	DE	7	0	0	0.0	0.0	141	20.1	28.7	17	2.4	8.8
Eddie Goldman	NT	2	2	0	0.0	0.0	81	40.5	55.1	9	4.5	16.1

Linebackers												
Name	Pos	G	GS	OffPl	OffPl/G	OffPl%	DefPl	DefPl/G	DefPl%	SpTmPl	SpTmPl/G	SpTmPl%
Jerrell Freeman	LB	8	8	0	0.0	0.0	548	68.5	98.9	2	0.3	0.9
Willie Young	LB	8	4	0	0.0	0.0	391	48.9	70.6	13	1.6	6.0
Danny Trevathan	LB	6	5	0	0.0	0.0	377	62.8	89.1	2	0.3	1.2
Sam Acho	LB	8	4	0	0.0	0.0	331	41.4	59.7	122	15.3	56.5
Leonard Floyd	LB	6	6	0	0.0	0.0	247	41.2	58.0	2	0.3	1.3
Christian Jones	LB	8	2	0	0.0	0.0	79	9.9	14.3	163	20.4	75.5
Nick Kwiatkoski	LB	6	1	0	0.0	0.0	78	13.0	19.2	82	13.7	51.3
Pernell McPhee	LB	2	0	0	0.0	0.0	44	22.0	29.7	1	0.5	2.0
Lamarr Houston	LB	2	0	0	0.0	0.0	32	16.0	21.8	0	0.0	0.0
John Timu	LB	5	1	0	0.0	0.0	21	4.2	6.2	84	16.8	63.2
Jonathan Anderson	LB	3	0	0	0.0	0.0	20	6.7	9.3	72	24.0	86.7

Defensive Backs												
Name	Pos	G	GS	OffPl	OffPl/G	OffPl%	DefPl	DefPl/G	DefPl%	SpTmPl	SpTmPl/G	SpTmPl%
Adrian Amos	S	8	8	0	0.0	0.0	519	64.9	93.7	61	7.6	28.2
Tracy Porter	CB	8	8	0	0.0	0.0	505	63.1	91.2	2	0.3	0.9
Harold Jones-Quartey	S	8	8	0	0.0	0.0	451	56.4	81.4	39	4.9	18.1
Cre'von LeBlanc	CB	6	2	0	0.0	0.0	323	53.8	79.4	19	3.2	11.9
Bryce Callahan	CB	6	6	0	0.0	0.0	256	42.7	60.2	5	0.8	3.1

Jacoby Glenn	CB	7	3	0	0.0	0.0	244	34.9	49.5	59	8.4	31.1
Chris Prosinski	S	8	1	0	0.0	0.0	146	18.3	26.4	169	21.1	78.2
De'Vante Bausby	CB	3	0	0	0.0	0.0	112	37.3	53.8	0	0.0	0.0
Deiondre' Hall	CB	4	0	0	0.0	0.0	52	13.0	18.7	40	10.0	37.7
Sherrick McManis	CB	8	0	0	0.0	0.0	17	2.1	3.1	183	22.9	84.7
DeAndre Houston-Carson	S	5	0	0	0.0	0.0	8	1.6	2.3	93	18.6	66.9
Demontre Hurst	CB	2	0	0	0.0	0.0	6	3.0	4.7	21	10.5	35.6
Deon Bush	S	4	0	0	0.0	0.0	1	0.3	0.4	44	11.0	42.3

Special Teams

<u>Name</u>	<u>Pos</u>	<u>G</u>	<u>GS</u>	<u>OffPI</u>	<u>OffPI/G</u>	<u>OffPI%</u>	<u>DefPI</u>	<u>DefPI/G</u>	<u>DefPI%</u>	<u>SpTmPI</u>	<u>SpTmPI/G</u>	<u>SpTmPI%</u>
Patrick O'Donnell	P	8	0	0	0.0	0.0	0	0.0	0.0	66	8.3	30.6
Connor Barth	K	8	0	0	0.0	0.0	0	0.0	0.0	63	7.9	29.2

-OffPI%, DefPI%, and SpTmPI% statistics are in relation to the number of team plays only in games played by that individual player.
 -Note that some plays that are negated by penalty are counted in players' participation total. Fake punts/FGs are counted as special teams plays.

BEARS TOP 5 CAREER REGULAR SEASON GAME HIGHS

PASSING

Jay Cutler
(NFL career)

- Attempts
- 52 at SF (11/12/09)
 - 50 vs. SD (9/14/08)
 - 49 vs. BUF (9/7/14)
 - 49 at SD (12/28/08)
 - 49 at KC (9/28/08)

- Completions
- 36 vs. SD (9/14/08)
 - 34 vs. BUF (9/7/14)
 - 33 at SD (12/28/08)
 - 32 vs. DAL (12/4/14)
 - 32 vs. KC (12/7/08)

- Passing Yards
- 447 at CLE (11/6/08)
 - 381 at ATL (10/12/14)
 - 372 vs. DET (9/12/10)
 - 369 vs. ARZ (11/8/09)
 - 361 at KC (9/28/08)

- Longest Passes
- 93t at CLE (11/6/08)
 - 89t vs. DET (9/12/10)
 - 87t at STL (11/15/15)
 - 83t at STL (11/15/15)
 - 74 at ATL (10/12/14)

- Passing Touchdowns
- 4 at SF (9/14/14)
 - 4 vs. PHI (11/28/10)
 - 4 at DET (1/3/10)
 - 4 vs. MIN (12/28/09)
 - 4 vs. SD (9/14/08)
 - 4 vs. KC (12/9/07)
 - 3, 14 times

- Passer Rating (Min. 5 att)
- 151.0 at STL (11/15/15)
 - 146.2 vs. PHI (11/28/10)
 - 141.0 vs. KC (12/9/07)
 - 140.3 at DAL (10/1/12)
 - 138.1 at TEN (11/4/12)

Jay Cutler
(Bears career)

- Attempts
- 52 at SF (11/12/09)
 - 49 vs. BUF (9/7/14)
 - 48 at DET (11/27/14)
 - 47 at DET (9/29/13)
 - 47 vs. ARZ (11/08/09)

- Completions
- 34 vs. BUF (9/7/14)
 - 32 vs. DAL (12/4/14)
 - 31 at DET (11/27/14)
 - 31 vs. MIN (11/16/14)
 - 29 at SF (11/12/09)
 - 29 vs. ARZ (11/8/09)

- Passing Yards
- 381 at ATL (10/12/14)
 - 372 vs. DET (9/12/10)
 - 369 vs. ARZ (11/8/09)
 - 358 vs. NO (10/6/13)
 - 353 at DET (10/18/15)

- Longest Passes
- 89t vs. DET (9/12/10)
 - 87t at STL (11/15/15)
 - 83t at STL (11/15/15)
 - 74 at ATL (10/12/14)
 - 71 vs. STL (12/6/09)

- Passing Touchdowns
- 4 at SF (9/14/14)
 - 4 vs. PHI (11/28/10)
 - 4 at DET (1/3/10)
 - 4 vs. MIN (12/28/09)
 - 3, 12 times

- Passer Rating (Min. 5 att)
- 151.0 at STL (11/15/15)
 - 146.2 vs. PHI (11/28/10)
 - 140.3 at DAL (10/1/12)
 - 138.1 at TEN (11/4/12)
 - 136.7 at DAL (9/19/10)

Brian Hoyer
(NFL career)

- Attempts
- 54 at MIN (9/22/13)
 - 50 vs. HOU (11/16/14)**
 - 49 at MIA (10/25/15)
 - 49 at DAL (9/25/16)
 - 49 vs. JAX (10/16/16)**

- Completions
- 33 at IND (10/9/16)**
 - 30 at MIN (9/22/13)
 - 30 at DAL (9/25/16)**
 - 30 vs. JAX (10/16/16)**
 - 28 vs. DET (10/2/16)**

- Passing Yards
- 397 at IND (10/9/16)**
 - 330 vs. HOU (11/16/14)
 - 322 at ATL (11/23/14)
 - 321 at MIN (9/22/13)
 - 317 at DAL (9/25/16)**

- Longest Passes
- 81t at CAR (12/21/14)
 - 70 vs. BAL (9/21/14)
 - 65 at JAX (10/19/14)
 - 64 vs. DET (10/2/16)**
 - 53 at SF (12/30/12)

- Passing Touchdowns
- 3 at MIN (9/22/13)
 - 3 at TEN (10/5/14)
 - 3 at JAX (10/18/15)
 - 3 at MIA (10/25/15)
 - 3 at BUF (12/6/15)

- Passer Rating (Min. 5 att)
- 127.1 vs. BAL (9/21/14)
 - 120.1 vs. DET (10/2/16)**
 - 120.0 at IND (10/9/16)**
 - 119.3 at JAX (10/18/15)
 - 113.0 vs. PIT (10/12/14)

BEARS TOP 5 CAREER REGULAR SEASON GAME HIGHS (cont.)

RUSHING

Ka'Deem Carey	<u>Carries</u>	<u>Rushing Yards</u>	<u>Longest Rushes</u>
	1t. 14 at STL (11/15/15)	1. 72 vs. GB (9/28/14)	1. 24 at GB (10/20/16)
	1t. 14 vs. GB (9/28/14)	2. 56 at STL (11/15/15)	2. 16 vs. JAX (10/16/16)
	3. 10 at GB (10/20/16)	3. 50 vs. JAX (10/16/16)	3. 15 at ATL (10/12/14)
4t. 9 vs. DEN (11/22/15)	4. 48 at GB (10/20/16)	4t. 13 at NE (10/26/14)	
4t. 9 vs. JAX (10/16/16)	5. 33 at NE (10/26/14)	4t. 13 vs. GB (9/28/14)	
	<u>Rushing Touchdowns</u>		
	t1. 1 at TB (12/27/15)		
	t1. 1 vs. SF (12/6/15)		
Jay Cutler (NFL career)	<u>Carries</u>	<u>Rushing Yards</u>	<u>Longest Rushes</u>
	t1. 8 vs. BUF (12/21/08)	1. 42 at SD (12/24/07)	1. 31 vs. PIT (10/21/07)
	t1. 8 vs. KC (12/7/08)	2. 41 vs. PIT (10/21/07)	2. 30 at ATL (10/18/09)
	t3. 7 vs. PHI (11/28/10)	t3. 39 at MIN (12/28/14)	3. 26 at STL (11/15/15)
t3. 7 at CLE (11/6/08)	t3. 39 at BUF (11/7/10)	t4. 25 at SF (9/14/14)	
5. 6 at OAK (12/2/07)	5. 37 vs. GB (9/27/10)	t4. 25 vs. MIN (11/14/10)	
	<u>Rushing Touchdowns</u>		
	1. 2 vs. BUF (12/7/08)		
	t2. 1, seven times		
Jordan Howard	<u>Carries</u>	<u>Rushing Yards</u>	<u>Longest Rushes</u>
	1. 26 vs. MIN (10/31/16)	1. 153 vs. MIN (10/31/16)	1. 69 vs. MIN (10/31/16)
	2. 23 vs. DET (10/2/16)	2. 118 at IND (10/9/16)	1. 57 at IND (10/9/16)
	3. 16 at IND (10/9/16)	3. 111 vs. DET (10/2/16)	2. 36 at DAL (9/25/16)
4. 15 vs. JAX (10/16/16)	4. 45 at DAL (9/25/16)	3. 17 vs. DET (10/2/16)	
5. 9 at DAL (9/25/16)	5. 34 vs. JAX (10/16/16)	5. 11 at GB (10/20/16)	
	<u>Rushing Touchdowns</u>		
	1. 1, twice		
Brian Hoyer (NFL career)	<u>Carries</u>	<u>Rushing Yards</u>	<u>Longest Rushes</u>
	1. 6 vs. TEN (10/18/09)	1. 19 at CAR (12/21/14)	1. 20 at TB (10/25/09)
	2. 5 at JAX (10/18/15)	2. 17 at TB (10/25/09)	2. 15 at CIN (11/16/15)
	t3. 4 at BUF (12/26/10)	t3. 15 at CIN (11/16/15)	t3. 14 at IND (10/8/15)
t3. 4 vs. CIN (9/29/13)	t3. 15 at BUF (12/6/15)	t3. 14 at IND (12/6/15)	
t.3 4 at CIN (11/6/14)	5. 14 vs. IND (10/8/15)	t4. 11, twice	
	<u>Rushing Touchdowns</u>		
	1. 1 vs. TEN (10/18/09)		

Jeremy Langford

- Carries**
- 20 at STL (11/15/15)
 - 19 at TB (12/27/15)
 - 18 at SD (11/9/15)
 - 4. 17 at HOU (9/11/16)**
 - 13 vs. DEN (11/22/15)

- Rushing Yards**
- 83 at TB (12/27/15)
 - 73 at STL (11/15/15)
 - 72 at SD (11/9/15)
 - 59 vs SF (12/6/15)
 - 5. 57 at HOU (9/11/16)**

- Longest Rushes**
- 23 at STL (11/15/15)
 - t2. 16 at SD (11/9/15)
 - t2. 16 vs. PHI (9/19/16)**
 - 4. 15 at HOU (9/11/16)**
 - t5. 14, twice

- Rushing Touchdowns**
- t1. 1 eight times

BEARS TOP 5 CAREER REGULAR SEASON GAME HIGHS (cont.)

RECEIVING

Joshua Bellamy

- Receptions**
- 6 at KC (10/11/15)
 - 4 vs. DEN (11/22/15)
 - 3 vs. DET (1/3/16)
 - 2 at TB (12/27/15)
 - t5. 1, five times

- Receiving Yards**
- 49 vs. DET (1/3/16)
 - 48 vs. ARZ (9/20/15)
 - 57 vs. DEN (11/22/15)
 - 31 at KC (10/11/15)
 - 16 vs. SF (12/6/15)

- Longest Receptions**
- 48t vs. ARZ (9/20/15)
 - 38 vs. DEN (11/22/15)
 - 34t vs. DET (1/3/16)
 - 16 vs. SF (12/6/15)
 - 5. 14 at IND (10/9/16)**

- Receiving Touchdowns**
- t1. 1 vs. DET (1/3/16)
- t1. 1 vs. ARZ (9/20/15)

Ka'Deem Carey

- Receptions**
- 3 vs. NO (12/15/14)
 - 2 at MIN (12/20/15)
 - 3t. 1, five times**

- Receiving Yards**
- 39 vs. NO (12/15/14)
 - 18 at MIN (12/20/15)
 - 3. 15 at IND (10/9/16)**
 - 11 at GB (11/9/14)
 - 5. 9 at GB (10/20/16)**

- Longest Receptions**
- 18 vs. NO (12/15/14)
 - 2. 15 at IND (10/9/16)**
 - 11 at MIN (12/20/15)
 - 11 vs. NO (12/15/14)
 - 11 at GB (11/9/14)

- Receiving Touchdowns**
1. 1 at TB (12/27/15)

Alshon Jeffery

- Receptions**
- 12 at MIN (12/1/13)
 - 11 vs. MIN (11/16/14)
 - t3. 10 at SD (11/9/15)
 - t3. 10 vs. MIN (11/1/15)
 - t3. 10 vs. NO (10/6/13)

- Receiving Yards**
- 249 at MIN (12/1/13)
 - 218 vs. NO (10/6/13)
 - 151 at SD (11/9/15)
 - 147 at DET (10/18/15)
 - 136 at ATL (10/12/14)

- Longest Receptions**
- 80t at MIN (12/1/13)
 - 74 at ATL (10/12/14)
 - 67 vs. GB (12/29/13)
 - 58 vs. NO (10/6/13)
 - 55 at DET (12/30/12)

- Receiving Touchdowns**
- t1. 2 at DET (11/27/14)
- t1. 2 at MIN (12/1/13)
- t3. 1, 21 times**

BEARS TOP 5 CAREER REGULAR SEASON GAME HIGHS (cont.)

Jeremy Langford

Receptions

1. 7 at STL (11/15/15)
- t2. 3 vs. WAS (12/13/15)
- t2. 3 vs. DEN (11/22/15)
- t2. 3 at SD (11/9/15)
- 4t. 2 twice**

Receiving Yards

1. 109 at STL (11/15/15)
2. 70 at SD (11/9/15)
3. 27 vs. WAS (12/13/15)
- t4. 17 vs. DEN (11/22/15)
- t4. 17 at DET (10/18/15)

Longest Receptions

1. 83t at STL (11/15/15)
2. 31 at SD (11/9/15)
3. 23 at SD (11/9/15)
4. 17 at DET (10/18/15)
5. 16 at SD (11/9/15)

Receiving Touchdowns

1. 1 at STL (11/15/15)

Cameron Meredith

Receptions

- 1. 11 vs. JAX (10/16/16)**
- 2. 9 at IND (10/9/16)**
- 3t. 4 at KC (10/11/15)
- 3t. 4 vs. DET (10/2/16)**
5. 3 vs. ARZ (9/20/15)

Receiving Yards

- 1. 130 at IND (10/9/16)**
- 2. 113 vs. JAX (10/16/16)**
3. 52 at KC (10/11/15)
4. 36 vs. ARZ (9/20/15)
- 5. 28 vs. DET (10/2/16)**

Longest Receptions

- 1. 36 vs. JAX (10/16/16)**
- 2. 30 at IND (10/9/16)**
- 3. 24 at DAL (9/25/16)**
4. 22 vs. ARZ (9/20/15)
5. 20 at KC (10/11/15)

Receiving Touchdowns

- 1. 1 at IND (10/9/16)**

Zach Miller
(NFL career)

Receptions

1. 8 at CLE (1/3/10)
- 2. 8 at DAL (9/25/16)**
3. 7 at TB (12/27/15)
- 3t. 7 at IND (10/9/16)**
- 3t. 7 vs. MIN (10/31/16)**

Receiving Yards

1. 107 at STL (11/15/15)
- 2. 88 vs. MIN (10/31/16)**
3. 85 vs. WAS (12/13/15)
4. 79 vs. HOU (11/14/10)
- 5. 78 at DAL (9/25/16)**

Longest Receptions

1. 87t at STL (11/15/15)
2. 62 vs. HOU (12/6/09)
3. 52t vs. HOU (11/14/10)
4. 30 vs. WAS (12/13/15)
- 5. 26, twice**

Receiving Touchdowns

- 1t. 2 at STL (11/15/15)
- 1t. 2 at CLE (1/3/10)
- 1t. 2 at DAL (9/25/16)**
- t4. 1 six times**

Eddie Royal
(NFL career)

Receptions

1. 11 at SD (12/28/08)
- t2. 10 at SF (12/20/14)
- t2. 10 vs. NE (10/11/09)
- t4. 9 at BAL (11/30/14)
- t4. 9 at NE (10/20/08)
- t4. 9 at KC (9/28/08)
- t4. 9 at OAK (9/8/08)

Receiving Yards

1. 164 at CLE (11/6/08)
- t2. 146 at OAK (9/8/08)
- t2. 113 at TEN (10/3/10)
- 4. 111 vs. DET (10/2/16)**
5. 105 vs. JAX (9/28/14)

Longest Receptions

1. 93t at CLE (11/6/08)
- 2. 64 vs. DET (10/2/16)**
3. 59t at NYJ (11/30/08)
4. 54 at KC (11/24/13)
5. 47t vs. JAX (9/28/14)

Receiving Touchdowns

1. 3 at PHI (9/15/13)
- t2. 2 vs. JAX (9/28/14)
- t2. 2 at BUF (9/21/14)
- t2. 2 vs. HOU (9/9/13)
- t3. 1 (19 times)**

BEARS TOP 5 CAREER REGULAR SEASON GAME HIGHS (cont.)

	<u>Receptions</u>	<u>Receiving Yards</u>	<u>Longest Receptions</u>
Kevin White	1t. 6 at DAL (9/25/16)	1. 62 at DAL (9/25/16)	1. 32 at DAL (9/25/16)
	1t. 6 vs. DET (10/2/16)	2. 55 vs. DET (10/2/16)	2t. 19 at HOU (9/11/16)
	3. 4 vs. PHI (9/19/16)	3. 36 vs. PHI (9/19/16)	2t. 19 vs. PHI (9/19/16)
	4. 3 at HOU (9/11/16)	4. 34 at HOU (9/11/16)	2t. 19 vs. DET (10/2/16)
	5.	5.	5.

Receiving Touchdowns
t1.

CURRENT BEARS CAREER 300-YARD PASSING GAMES

	<u>By Date</u>	<u>By Yards</u>
Jay Cutler	1. 304 at BUF (9/9/07) W	1. 447 at CLE (11/6/08) W
(NFL Career)	2. 302 at CHI (11/25/07) L	2. 381 at ATL (10/12/14) W
26 total	3. 300 at OAK (9/8/08) W	3. 372 vs. DET (9/12/10) W
12-14 record	4. 350 vs. SD (9/14/08) W	4. 369 vs. ARZ (11/8/09) L
	5. 361 at KC (9/28/08) L	5. 361 at KC (9/28/08) L
	6. 307 vs. MIA (11/2/08) L	6. 359 vs. BUF (12/21/08) L
	7. 447 at CLE (11/6/08) W	7. 358 vs. NO (10/6/13) L
	8. 357 at NYJ (11/30/08) W	8. 357 at NYJ (11/30/08) W
	9. 359 vs. BUF (12/21/08) L	9. 353 at DET (10/18/15) L
	10. 316 at SD (12/28/08) L	10. 350 vs. SD (9/14/08) W
	11. 300 at ATL (10/18/09) L	11. 349 vs. BUF (9/7/14) L
	12. 369 vs. ARZ (11/8/09) L	12. 345 at SD (11/9/15) W
	13. 307 at SF (11/12/09) L	13. 341 vs. DAL (12/4/14) L
	14. 372 vs. DET (9/12/10) W	14. 333 vs. IND (9/9/12) W
	15. 312 vs. ATL (9/11/11) W	15. 330 vs. MIN (11/16/14) W
	16. 302 vs. GB (9/25/11) L	16. 317 at DET (9/29/13) L
	17. 333 vs. IND (9/9/12) W	17. 316 at SD (12/28/08) L
	18. 317 at DET (9/29/13) L	18. 315 vs. WAS (12/13/15) L
	19. 358 vs. NO (10/6/13) L	19. 312 vs. ATL (9/11/11) W
	20. 349 vs. BUF (9/7/14) L	t20. 307 vs. MIA (11/2/08) L
	21. 381 at ATL (10/12/14) W	t20. 307 at SF (11/12/09) L
	22. 330 vs. MIN (11/16/14) W	22. 304 at BUF (9/9/07) W
	23. 341 vs. DAL (12/4/14) L	t23. 302 at CHI (11/25/07) L
	24. 353 at DET (10/18/15) L	t23. 302 vs. GB (9/25/11) L
	25. 345 at SD (11/9/15) W	t25. 300 at OAK (9/8/08) W
	26. 315 vs. WAS (12/13/15) L	t25. 300 at ATL (10/18/09) L

CURRENT BEARS CAREER 300-YARD PASSING GAMES (cont.)

	<u>By Date</u>		<u>By Yards</u>			
Jay Cutler (Bears Career) 16 total 6-10 record	1.	300 at ATL (10/18/09)	L	1.	381 at ATL (10/12/14)	W
	2.	369 vs. ARZ (11/8/09)	L	2.	372 vs. DET (9/12/10)	W
	3.	307 at SF (11/12/09)	L	3.	369 vs. ARZ (11/8/09)	L
	4.	372 vs. DET (9/12/10)	W	4.	358 vs. NO (10/6/13)	L
	5.	312 vs. ATL (9/11/11)	W	5.	353 at DET (10/18/15)	L
	6.	302 vs. GB (9/25/11)	L	6.	349 vs. BUF (9/7/14)	L
	7.	333 vs. IND (9/9/12)	W	7.	345 at SD (11/9/15)	W
	8.	317 at DET (9/29/13)	L	8.	333 vs. IND (9/9/12)	W
	9.	358 vs. NO (10/6/13)	L	9.	341 vs. DAL (12/4/14)	L
	10.	349 vs. BUF (9/7/14)	L	10.	330 vs. MIN (11/16/14)	W
	11.	381 at ATL (10/12/14)	W	11.	317 at DET (9/29/13)	L
	12.	330 vs. MIN (11/16/14)	W	12.	315 vs. WAS (12/13/15)	L
	13.	341 vs. DAL (12/4/14)	L	13.	312 vs. ATL (9/11/11)	W
	14.	353 at DET (10/18/15)	L	14.	307 at SF (11/12/09)	L
	15.	345 at SD (11/9/15)	W	15.	302 vs. GB (9/25/11)	L
	16.	315 vs. WAS (12/13/15)	L	16.	300 at ATL (10/18/09)	L

	<u>By Date</u>		<u>By Yards</u>			
Brian Hoyer (NFL Career) 9 total 4-5 record	1.	321 at MIN (9/22/13)	W	1. 397 at IND (10/9/16)	L	
	2.	300 vs. TB (11/2/14)	W	2.	330 vs. HOU (11/16/14)	L
	3.	330 vs. HOU (11/16/14)	L	3.	322 at ATL (11/23/14)	W
	4.	322 at ATL (11/23/14)	W	4.	321 at MIN (9/22/13)	W
	5.	312 vs. IND (10/8/15)	L	5. 317 at DAL (9/25/16)	L	
	6. 317 at DAL (9/25/16)	L	6.	312 vs. IND (10/8/15)	L	
	7. 302 vs. DET (10/2/16)	W	7t. 302 vs. DET (10/2/16)	W		
	8. 397 at IND (10/9/16)	L	7t. 302 vs. JAX (10/16/16)	L		
	9. 302 vs. JAX (10/16/16)	L	9.	300 vs. TB (11/2/14)	W	

	<u>By Date</u>		<u>By Yards</u>	
Brian Hoyer (Bears Career) 3 total 1-2 record	1. 317 at DAL (9/25/16)	L	1. 317 at DAL (9/25/16)	L
	2. 302 vs. DET (10/2/16)	W	2t. 302 vs. DET (10/2/16)	W
	3. 302 vs. JAX (10/16/16)	L	2t. 302 vs. JAX (10/16/16)	L

CURRENT BEARS CAREER 100-YARD RECEIVING GAMES

	<u>By Date</u>		<u>By Yards</u>			
Alshon Jeffery 13 total 4-9 record	1.	107 at DET (9/29/13)	L	1.	249 at MIN (12/1/13)	L
	2.	218 vs. NO (10/6/13)	L	2.	218 vs. NO (10/6/13)	L
	3.	105 at WAS (10/20/13)	L	3.	151 at SD (11/9/15)	W
	4.	114 vs. DET (11/10/13)	L	4.	147 at DET (10/18/15)	L
	5.	249 at MIN (12/1/13)	L	5.	136 at ATL (10/12/14)	W
	6.	105 at NYJ (9/22/14)	W	6.	135 vs. MIN (11/16/14)	W
	7.	136 at ATL (10/12/14)	W	7.	116 vs. MIN (11/1/15)	L
	8.	135 vs. MIN (11/16/14)	W	8.	114 vs. DET (11/10/13)	L
	9.	147 at DET (10/18/15)	L	t9.	107 vs. WAS (12/13/15)	L
	10.	116 vs. MIN (11/1/15)	L	t9.	107 at DET (9/29/13)	L
	11.	151 at SD (11/9/15)	W	t11.	105 at NYJ (9/22/14)	W
	12.	107 vs. WAS (12/13/15)	L	t11.	105 at WAS (10/20/13)	L
	13. 105 at HOU (9/11/16)	L	t11. 105 at HOU (9/11/16)	L		

CURRENT BEARS CAREER 100-YARD RECEIVING GAMES (cont.)

	<u>By Date</u>		<u>By Yards</u>	
Jeremy Langford	1. 109 at STL (11/15/15)	W	1. 109 at STL (11/15/15)	W
1 total				
1-0 record				

	<u>By Date</u>		<u>By Yards</u>	
Cam Meredith	1. 130 at IND (10/9/16)	L	1. 130 at IND (10/9/16)	L
2 total	2. 113 vs. JAX (10/16/16)	L	2. 113 vs. JAX (10/16/16)	L
0-2				

	<u>By Date</u>		<u>By Yards</u>	
Zach Miller	1. 107 at STL (11/15/15)	W	1. 107 at STL (11/15/15)	W
1 total				
1-0 record				

	<u>By Date</u>		<u>By Yards</u>	
Eddie Royal	1. 146 at OAK (9/8/08)	W	1. 164 at CLE (11/6/08)	W
6 total	2. 104 at KC (9/28/08)	L	2. 146 at OAK (9/8/08)	W
5-1 record	3. 164 at CLE (11/6/08)	W	3. 113 at TEN (10/3/10)	W
	4. 113 at TEN (10/3/10)	W	4. 111 vs. DET (10/2/16)	W
	5. 105 vs. JAX (9/28/14)	W	5. 105 vs. JAX (9/28/14)	W
	6. 111 vs. DET (10/2/16)	W	6. 104 at KC (9/28/08)	L

2016 CHICAGO BEARS



2016 STAT PACK

CHICAGO BEARS 2016 GAME-BY-GAME PARTICIPATION

		Regular Season				@HOU	PHI	@DAL	DET	@IND	JAC	@GB	MIN	@TB	@NYG	TEN	SF	@DET	GB	WAS	@MIN	Consecutive	
		GP	GS	DNP	INA	9/11	9/19	9/25	10/2	10/9	10/16	10/20	10/31	11/13	11/20	11/27	12/4	12/11	12/18	12/24	1/1	GP	GS
49	Acho, Sam	8	4	0	0	sub	sub	OLB	OLB	OLB	sub	sub										23	0
76	Adams, Mike	8	0	0	0	sub	sub	sub	sub	sub	sub	sub										8	0
38	Amos, Adrian	8	8	0	0	S	S	S	S	S	S	S										24	24
12	Barkley, Matt	1	1	5	0	ps	ps	dnp	dnp	dnp	sub	dnp										0	0
4	Barth, Connor	8	0	0	0	sub	sub	sub	sub	sub	sub	sub										20	0
20	Bausby, DeVante	2	0	0	0	ps	ps	ps	ps	ps	sub	sub										2	0
11	Bellamy, Josh	8	0	0	0	sub	sub	sub	sub	sub	sub	sub										28	0
84	Braunecker, Ben	5	1	0	0	ps	ps	ps	sub	sub	sub	TE										5	0
85	Brown, Daniel	0	0	0	1	nwt	nwt	nwt	nwt	nwt	nwt	X										0	0
74	Bullard, Jonathan	7	0	1	0	sub	sub	sub	dnp	sub	sub	sub										4	0
26	Bush, Deon	4	0	0	4	X	X	sub	X	X	sub	sub										3	0
37	Callahan, Bryce	6	6	0	2	NB	NB	X	CB	CB	CB	X										0	0
25	Carey, Ka'Deem	6	0	0	2	sub	sub	X	X	sub	sub	sub										4	0
6	Cutler, Jay	3	3	0	5	QB	QB	X	X	X	X	QB										1	1
94	Floyd, Leonard	6	6	0	1	OLB	OLB	OLB	OLB	X	X	OLB										2	2
50	Freeman, Jerrell	8	8	0	0	ILB	ILB	ILB	ILB	ILB	ILB	ILB										8	8
91	Goldman, Eddie	2	2	0	6	NT	NT	X	X	X	X	X										0	0
32	Hall, Deiondre	4	0	0	4	sub	sub	sub	sub	X	X	X										0	0
96	Hicks, Akiem	8	8	0	0	DE	DE	DE	DE	DE	DE	DE										12	8
36	Houston-Carson, DeAndr	6	0	0	2	sub	sub	sub	sub	sub	X	X										1	0
24	Howard, Jordan	7	5	1	0	dnp	sub	sub	RB	RB	RB	RB										7	5
17	Jeffery, Alshon	8	8	0	0	WR	WR	WR	WR	WR	WR	WR										8	8
52	Jones, Christian	8	2	0	0	sub	sub	sub	sub	OLB	OLB	sub										10	0
29	Jones-Quartey, Harold	8	8	0	0	S	S	S	S	S	S	S										15	10
64	Kush, Eric	2	2	0	6	X	X	X	X	X	X	LG										2	2
44	Kwiatkoski, Nick	6	1	0	2	X	X	ILB	sub	sub	sub	sub										6	0
33	Langford, Jeremy	4	3	0	4	RB	RB	RB	X	X	X	sub										1	0
62	Larsen, Ted	8	0	0	0	sub	sub	sub	sub	sub	sub	RG										15	0
22	LeBlanc, Cre'Von	6	2	0	2	X	X	sub	sub	sub	sub	NB										6	2
72	Leno Jr., Charles	8	8	0	0	LT	LT	LT	LT	LT	LT	LT										24	21
75	Long, Kyle	7	7	0	1	RG	RG	RG	RG	RG	RG	X										0	0
70	Massie, Bobby	8	8	0	0	RT	RT	RT	RT	RT	RT	RT										16	16
92	McPhee, Pernel	2	0	0	0	pup	pup	pup	pup	pup	sub	sub										2	0
27	McManis, Sherrick	8	0	0	0	sub	sub	sub	sub	sub	sub	sub										34	0
81	Meredith, Cameron	6	4	0	2	X	X	sub	sub	WR	WR	WR										6	4
86	Miller, Zach	8	7	0	0	sub	TE	TE	TE	TE	TE	TE										8	7
16	O'Donnell, Patrick	8	0	0	0	sub	sub	sub	sub	sub	sub	sub										20	0
85	Paulsen, Logan	8	7	0	0	TE	TE	sub	TE	TE	TE	TE										8	7
21	Porter, Tracy	8	8	0	0	CB	CB	CB	CB	CB	CB	CB										22	21
31	Prosinski, Chris	8	1	0	0	sub	sub	sub	sub	sub	S	sub										29	0
19	Royal, Eddie	6	1	0	2	sub	sub	WR	sub	sub	sub	X										0	0
48	Scales, Patrick	8	0	0	0	sub	sub	sub	sub	sub	sub	sub										13	0
71	Sitton, Josh	6	6	0	2	LG	LG	LG	LG	LG	X	X										0	0
93	Sutton, Will	7	5	0	1	X	sub	NT	NT	NT	sub	NT										7	1
14	Thompson, Deonte	8	0	0	0	sub	sub	sub	sub	sub	sub	sub										16	0
53	Timu, John	5	1	0	0	ps	ps	ps	ILB	sub	sub	sub										5	0
59	Trevathan, Danny	6	4	0	2	ILB	ILB	X	X	ILB	ILB	sub										4	1
98	Unrein, Mitch	8	6	0	0	sub	sub	DE	DE	DE	DE	DE										21	6
90	Washington, Corneilus	7	0	0	1	sub	X	sub	sub	sub	sub	sub										6	0
65	Whitehair, Cody	8	8	0	0	C	C	C	C	C	C	C										8	8
97	Young, Willie	8	4	0	0	OLB	OLB	sub	sub	sub	sub	OLB										21	2

CAPS = starter / sub = reserve / x = inactive / dnp = did not play / 3TE = third tight end / NB = nickle back / 3S = third safety / ps = practice squad / nwt = not with team / sus = suspended/ exp = roster exemption

58	Anderson, Jonathan	3	0	0	0	sub	sub	sub														0	0
43	Bell, Joique	4	0	0	0	sub	sub	sub														0	0
23	Fuller, Kyle	0	0	0	3	X	X	X														0	0
39	Glenn, Jacoby	7	3	0	0	CB	CB	CB														0	0
99	Houston, Lamarr	1	0	0	0	sub	sub	X														0	0
2	Hoyer, Brian	6	5	1	0	dnp	sub	QB														0	0
47	Lasike, Paul	2	1	0	0	sub	sub	X														0	0
35	Mostert, Raheem	2	0	0	0	ps	ps	sub														0	0
87	Scruggs, Greg	3	0	0	0	sub	sub	sub														0	0
13	White, Kevin	4	4	0	0	WR	WR	WR														0	0

CHICAGO BEARS 2016 GAME-BY-GAME LINE-UPS

OFFENSIVE STARTERS BY GAME													
DATE	OPPONENT	WR	LT	LG	C	RG	RT	TE	WR	QB	RB	FB/TE/3WR	
9/11	@ HOU	Jeffery	Leno	Sitton	Whitehair	Long	Massie	Paulsen	White	Cutler	Langford	Lasike	
9/19	vs PHI	Jeffery	Leno	Sitton	Whitehair	Long	Massie	Paulsen	White	Cutler	Langford	Miller	
9/25	@ DAL	Jeffery	Leno	Sitton	Whitehair	Long	Massie	Miller	White	Hoyer	Langford	Royal	
10/2	vs DET	Jeffery	Leno	Sitton	Whitehair	Long	Massie	Miller	White	Hoyer	Howard	Paulsen	
10/9	@ IND	Jeffery	Leno	Sitton	Whitehair	Long	Massie	Miller	Meredith	Hoyer	Howard	Paulsen	
10/16	vs JAC	Jeffery	Leno	Sitton	Whitehair	Long	Massie	Miller	Meredith	Hoyer	Howard	Paulsen	
10/20	@ GB	Jeffery	Leno	Kush	Whitehair	Long	Massie	Miller	Paulsen (3TE)	Hoyer	Howard	Braunecker	
10/31	vs MIN	Jeffery	Leno	Kush	Whitehair	Larsen	Massie	Miller	Meredith	Cutler	Howard	Paulsen	
11/13	@ TB												
11/20	@ NYG												
11/27	vs TEN												
12/4	vs SF												
12/11	@ DET												
12/18	vs GB												
12/24	vs WAS												
1/1	@ MIN												

DEFENSIVE STARTERS BY GAME													
DATE	OPPONENT	DE	NT	DE	OLB	ILB	ILB	OLB	CB	CB	S	S	
9/11	@ HOU	Hicks	Goldman	Callahan (3CB)	Floyd	Freeman	Trevathan	Young	Porter	Glenn	Amos	Jones-Quartey	
9/19	vs PHI	Hicks	Goldman	Callahan (3CB)	Floyd	Freeman	Trevathan	Young	Porter	Glenn	Amos	Jones-Quartey	
9/25	@ DAL	Hicks	Sutton	Unrein	Floyd	Freeman	Kwiatkoski	Acho	Porter	Glenn	Amos	Jones-Quartey	
10/2	vs DET	Hicks	Sutton	Unrein	Floyd	Freeman	Timu	Acho	Porter	Callahan	Amos	Jones-Quartey	
10/9	@ IND	Hicks	Sutton	Unrein	Jones	Freeman	Trevathan	Acho	Porter	Callahan	Amos	Jones-Quartey	
10/16	vs JAC	Hicks	Sutton	Unrein	Jones	Freeman	Trevathan	Acho	Porter	Callahan	Amos	Jones-Quartey	
10/20	@ GB	Hicks	LeBlanc (3CB)	Unrein	Floyd	Freeman	Prosinski (3 S)	Young	Porter	Callahan	Amos	Jones-Quartey	
10/31	vs MIN	Hicks	Sutton	Unrein	Floyd	Freeman	Trevathan	Young	Porter	LeBlanc	Amos	Jones-Quartey	
11/13	@ TB												
11/20	@ BYG												
11/27	vs TEN												
12/4	vs SF												
12/11	@ DET												
12/18	vs GB												
12/24	vs WAS												
1/1	@ MIN												

SPECIALISTS BY GAME					INACTIVES BY GAME									
DATE	OPPONENT	K	P		Inactive Players									
9/11	@ HOU	Barth	O'Donnell		Bush	Fuller	Kush	Kwiatkoski	LeBlanc	Meredith	Sutton			
9/19	vs PHI	Barth	O'Donnell		Bush	Fuller	Kush	Kwiatkoski	LeBlanc	Meredith	Washington			
9/25	@ DAL	Barth	O'Donnell	Callahan	Carey	Cutler	Fuller	Goldman	Kush	Trevathan				
10/2	vs DET	Barth	O'Donnell	Bush	Carey	Cutler	Goldman	Kush	Langford	Trevathan				
10/9	@ IND	Barth	O'Donnell	Bush	Cutler	Floyd	Goldman	Hall	Kush	Langford				
10/16	vs JAC	Barth	O'Donnell	Cutler	Floyd	Goldman	Hall	Houston-Carson	Kush	Langford				
10/20	@ GB	Barth	O'Donnell	Cutler	Goldman	Hall	Houston-Carson	Langford	Royal	Sitton				
10/31	vs MIN	Barth	O'Donnell	Brown	Callahan	Goldman	Hall	Long	Royal	Sitton				
11/13	@ TB													
11/20	@ BYG													
11/27	vs TEN													
12/4	vs SF													
12/11	@ DET													
12/18	vs GB													
12/24	vs WAS													
1/1	@ MIN													

CHICAGO BEARS 2016 GAME-BY-GAME OFFENSIVE STATS

	@HOU	PHI	@DAL	DET	@IND	JAC	@GB	MIN	@TB	@NYG	TEN	SF	@DET	GB	WAS	@MIN	Season
	9/11	9/19	9/25	10/2	10/9	10/16	10/20	10/31	11/13	11/20	11/27	12/4	12/11	12/18	12/24	1/1	Totals
First Downs	14	16	21	23	25	22	13	19									153
Rushing	3	6	3	6	7	5	3	7									40
Passing	10	9	18	16	17	16	9	12									107
Penalty	1	1	0	1	1	1	1	0									6
Third Downs	13	10	10	13	9	17	8	14									94
Converted	4	4	2	5	2	7	2	7									33
Efficiency	31.0%	40.0%	20.0%	38.0%	22.0%	41.0%	25.0%	50.0%									35.1%
Fourth Downs	2	1	1	1	1	1	0	0									7
Converted	0	0	1	0	0	0	0	0									1
Efficiency	0.0%	0.0%	100.0%	0.0%	0.0%	0.0%	0.0%	0.0%									14.3%
Total Net Yards	258	284	390	408	522	389	189	403									2,843
Plays	54	50	64	67	62	77	45	61									480
Avg. Per Play	4.8	5.7	6.1	6.1	8.4	5.1	4.2	6.6									5.9
Net Yards Rushing	73	64	73	114	125	92	69	158									773
Attempts	20	18	15	29	19	27	18	29									174
Avg. Per Rush	3.7	3.6	4.9	3.9	6.6	3.4	3.8	5.4									4.4
Touchdowns	1	1	0	0	0	1	0	1									4
Net Yards Passing	185	220	317	294	397	297	120	245									1,825
Sacked	5	3	1	2	0	1	1	1									13
Yards Lost	31	15	5	8	0	5	10	7									74
Gross Yards	216	235	317	302	397	302	130	252									1,899
Attempts	29	29	49	36	43	49	26	31									261
Completions	16	21	30	28	33	30	10	20									168
Completion Pct.	55.2%	72.4%	61.2%	77.8%	76.7%	61.2%	38.5%	64.2%									66.3%
Yards Per Attempt	5.4	7.6	6.5	7.7	9.2	5.9	4.4	7.7									7.4
Touchdowns	1	0	2	2	2	0	0	1									8
Interceptions	1	1	0	0	0	0	2	0									4
Touchdowns	2	2	2	2	2	1	0	2									14
Rushing	1	1	0	0	0	1	0	1									4
Passing	1	0	2	2	2	0	0	1									8
Returns	0	1	0	0	0	0	1	0									2
Penalties	4	7	6	8	10	10	10	2									57
Yards Lost	30	60	45	55	80	87	108	20									485
Fumbles	2	2	4	0	3	1	0	0									12
Fumbles Lost	0	2	2	0	1	0	0	0									5
Punts	7	4	4	4	2	6	5	5									37
Gross Avg.	42.3	37.8	39.8	49	46.0	43.5	45	44.4									43.3
Net Avg.	38.1	37.8	39.0	14	36.0	43.0	43.8	41.4									37.5
Inside-the-20	2	1	1	0	0	4	3	3									14
Touchbacks	0	0	0	2	0	0	0	0									2
FGs Attempted	0	1	1	2	4	3	1	2									14
FGs Made	0	0	1	1	3	3	1	2									11
PATs Made-Att.	2-2	2-2	2-2	2-2	2-2	1-1	1-1	2-2									14-14
Kicking M-A	2-2	2-2	2-2	2-2	2-2	1-1	1-1	2-2									14-14
2-pt Rushing M-A	0-0	0-0	0-0	0-0	0-0	0-0	0-0	0-0									0-0
2-pt Passing M-A	0-0	0-0	0-0	0-0	0-0	0-0	0-0	0-0									0-0
Kickoffs-EZ-TB	3-2-0	3-2-0	4-3-3	4-4-1	6-5-3	5-5-4	3-3-1	5-5-3									33-29-15
Safeties	0	0	0	0	0	0	0	0									0
Points Scored	14	14	17	17	23	16	10	20									131
Time of Possession	23:41	23:55	24:41	33:14	30:05	35:47	20:24	32:41									28:04
	@HOU	PHI	@DAL	DET	@IND	JAC	@GB	MIN	@TB	@NYG	TEN	SF	@DET	GB	WAS	@MIN	
	9/11	9/19	9/25	10/2	10/9	10/16	10/20	10/31	11/13	11/20	11/27	12/4	12/11	12/18	12/24	1/1	

* Overtime

OPPONENT 2016 GAME-BY-GAME OFFENSIVE STATS

	@HOU	PHI	@DAL	DET	@IND	JAC	@GB	MIN	@TB	@NYG	TEN	SF	@DET	GB	WAS	@MIN	Season
	9/11	9/19	9/25	10/2	10/9	10/16	10/20	10/31	11/13	11/20	11/27	12/4	12/11	12/18	12/24	1/1	Totals
First Downs	17	21	25	16	20	20	32	15									166
Rushing	5	7	14	5	5	3	5	1									45
Passing	12	12	10	9	14	12	21	13									103
Penalty	0	2	1	2	1	5	6	1									18
Third Downs	30	15	11	12	12	10	16	13									109
Converted	12	3	5	4	3	2	9	2									40
Efficiency	60.0%	20.0%	45.0%	33.3%	25.0%	20.0%	56.0%	15.0%									36.7%
Fourth Downs	0	3	1	0	1	0	2	2									9
Converted	0	3	1	0	1	0	1	2									8
Efficiency	0.0%	100.0%	100.0%	0.0%	100.0%	0.0%	50.0%	100.0%									88.9%
Total Net Yards	346	280	447	263	396	317	406	258									2,711
Plays	72	68	65	56	65	55	81	60									522
Avg. Per Play	4.8	4.1	6.9	4.7	6.1	5.8	5.0	4.3									5.2
Net Yards Rushing	129	100	199	66	98	54	103	57									806
Attempts	35	32	41	18	21	20	23	18									208
Avg. Per Rush	3.7	3.1	4.9	3.7	4.7	2.7	4.5	3.2									3.9
Touchdowns	0	2	3	0	0	1	0	0									6
Net Yards Passing	215	180	248	197	298	263	303	201									1,905
Sacked	2	2	0	2	5	2	2	5									20
Yards Lost	16	10	0	16	24	8	23	27									124
Gross Yards	231	190	248	213	322	271	326	228									2,029
Attempts	35	34	24	36	39	33	56	37									294
Completions	22	21	19	23	28	20	39	23									195
Completion Pct.	62.9%	61.8%	79.2%	63.9%	71.8%	60.6%	69.6%	62.2%									66.3%
Yards Per Attempt	5.8	5.6	10.3	5.9	8.3	8.2	5.8	4.8									6.9
Touchdowns	2	1	1	0	2	1	3	1									11
Interceptions	1	0	0	2	0	1	0	0									4
Touchdowns	2	3	4	1	2	2	3	1									18
Rushing	0	2	3	0	0	1	0	0									6
Passing	2	1	1	0	2	1	3	1									11
Returns	0	0	0	1	0	0	0	0									1
Penalties	6	5	4	10	9	5	9	1									49
Yards Lost	69	34	45	76	68	50	56	10									408
Fumbles	1	0	1	0	2	2	2	2									10
Fumbles Lost	0	0	1	0	0	1	1	0									3
Punts	5	5	3	5	3	5	1	7									34
Gross Avg.	48.6	43.6	46.7	49	63.3	55.0	46	44.1									49.0
Net Avg.	40.6	30.6	41.0	45.6	56.7	52.2	46.0	37.6									42.6
Inside-the-20	1	1	2	1	2	2	0	3									12
Touchbacks	0	0	0	0	1	0	0	1									2
FGs Attempted	3	3	2	2	5	1	3	1									20
FGs Made	3	3	1	2	5	1	2	1									18
PATs Made-Att.	2-2	2-3	4-4	1-1	2-2	2-2	2-3	1-1									15-17
Kicking M-A	2-2	2-3	4-4	0-0	2-2	2-2	2-3	1-1									14-16
2-pt Rushing M-A	0-0	0-0	0-0	0-0	0-0	0-0	0-0	0-0									0-0
2-pt Passing M-A	0-0	0-0	0-0	1-1	0-0	0-0	0-0	0-0									1-1
Kickoffs-EZ-TB	6-3-1	7-3-2	6-5-5	4-2-2	8-7-5	4-4-4	6-4-4	3-2-2									44-30-25
Safeties	0	0	0	0	0	0	0	0									0
Points Scored	23	29	31	14	29	17	26	10									179
Time of Possession	36:19	36:05	35:19	26:46	29:55	24:13	39:36	27:19									31:56
	@HOU	PHI	@DAL	DET	@IND	JAC	@GB	MIN	@TB	@NYG	TEN	SF	@DET	GB	WAS	@MIN	
	9/11	9/19	9/25	10/2	10/9	10/16	10/20	10/31	11/13	11/20	11/27	12/4	12/11	12/18	12/24	1/1	

* - Overtime

CHICAGO BEARS 2016 INDIVIDUAL GAME-HIGHS

BEARS				OPPONENTS				
Date	Opponent	Player	No	PASSING	No	Player	Opponent	Date
10/16/16	JAC	Hoyer	49	Attempts	56	Rodgers	@ GB	10/20/16
10/9/16	@IND	Hoyer	33	Completions	39	Rodgers	@ GB	10/20/16
10/9/16	@IND	Hoyer	397	Yards	326	Rodgers	@ GB	10/20/16
10/2/16	DET	Hoyer	64	Long	51	Bortles	JAC	10/16/16
9/25/16	@ DAL	Hoyer	2	TDs	3	Rodgers	@ GB	10/20/16
10/20/16	@ GB	Barkley	2	INTs	2	Stafford	DET	10/2/16
Date	Opponent	Player	No	RECEIVING	No	Player	Opponent	Date
10/16/16	JAC	Meredith	11	Receptions	13	Adams	@ GB	10/20/16
10/9/16	@ IND	Meredith	130	Yards	171	Hilton	@ IND	10/9/16
9/11/16	DET	Royal	64	Long	51	Benn	JAC	10/16/16
9/25/16	@ DAL	Miller	2	TDs	2	Adams	@ GB	10/20/16
Date	Opponent	Player	No	RUSHING	No	Player	Opponent	Date
10/31/16	MIN	Howard	26	Rushes	30	Elliot	@ DAL	9/25/16
10/31/16	MIN	Howard	153	Yards	140	Elliot	@ DAL	9/25/16
10/31/16	MIN	Howard	69	Long	30	Montgomery	@ GB	10/20/16
10/31/16	MIN	Howard	1	TDs	2	Mathews	PHI	9/19/16
Date	Opponent	Player	No	TACKLES	No	Player	Opponent	Date
9/11/16	@ HOU	Freeman	17	Total Tackles	11	Posluszny	JAC	10/16/16
10/20/16	@ GB	Freeman	10	Solos	10	Posluszny	JAC	10/16/16
9/11/16	@ HOU	Freeman	8	Assists	3	Martinez	@ GB	10/20/16
10/9/16	@ IND	Young	3.0	Sacks	2.0	Mercilus	@ HOU	9/11/16
9/19/16	PHI	Freeman	3	TFLs	2	Crawford	@ DAL	9/25/16
Date	Opponent	Player	No	INTERCEPTIONS	No	Player	Opponent	Date
10/16/16	JAC	Porter	1	INTs	1	Martinez	@ GB	10/20/16
10/16/16	JAC	Porter	25	Long Return	28	Bradham	PHI	9/19/16
				TDs				
Date	Opponent	Player	No	PUNT RETURNS	No	Player	Opponent	Date
9/11/16	@ HOU	Royal	4	Returns	3	Ervin	@ HOU	9/11/16
9/19/16	PHI	Royal	65	Yards	100	Roberts	DET	10/2/16
9/19/16	PHI	Royal	65	Long	85	Roberts	DET	10/2/16
9/19/16	PHI	Royal	1	TDs	1	Roberts	DET	10/2/16
Date	Opponent	Player	No	KICKOFF RETURNS	No	Player	Opponent	Date
9/11/16	@ HOU	Thompson	5	Returns	3	Ervin	@ HOU	9/11/16
9/11/16	@ HOU	Thompson	103	Yards	73	Ervin	@ HOU	9/11/16
10/9/16	@ IND	Thompson	32	Long	39	Bray	@ IND	10/9/16
				TDs				
Date	Opponent	Player	No	FIELD GOALS	No	Player	Opponent	Date
10/9/16	@ IND	Barth	4	Attempts	5	Vinatieri	@ IND	10/9/16
10/16/16	JAC	Barth	3	Made	5	Vinatieri	@ IND	10/9/16
10/9/16	@ IND	Barth	49	Long	54	Vinatieri	@ IND	10/9/16
Date	Opponent	Player	No	PUNTS	No	Player	Opponent	Date
9/11/16	@ HOU	O'Donnell	7	Punts	7	Locke	MIN	10/31/16
9/11/16	@ HOU	O'Donnell	296	Yards	309	Locke	MIN	10/31/16
10/2/16	DET	O'Donnell	49.0	Average	63.3	McAfee	@ IND	10/9/16
9/19/16	PHI	O'Donnell	51	Long	74	McAfee	@ IND	10/9/16
10/16/16	JAC	O'Donnell	4	In-20	3	Locke	MIN	10/31/16
10/2/16	DET	O'Donnell	2	Touchbacks	1	McAfee	@ IND	10/9/16

CHICAGO BEARS 2016 WEEK-BY-WEEK LEADERS

DATE	OPPONENT	Scoring	Rushing Yards	Receptions	Receiving Yards	Tackles
9/11	@ HOU	Langford, Royal- 6	Langford- 57	Jeffery- 4	Jeffery- 105	Freeman- 10
9/19	vs PHI	Langford, Royal-6	Langford-28	Jeffery-5	Jeffery-96	Glenn-7
9/25	@ DAL	Miller- 12	Howard-45	Miller-8	Miller-78	Freeman-12
10/2	vs DET	Miller, Royal-6	Howard-111	Royal-7	Royal-111	Freeman,Jones-Quartey-7
10/9	@ IND	Barth-11	Howard-118	Meredith-9	Meredith-130	Prosinski-8
10/16	vs JAC	Barth-10	Carey-50	Meredith-11	Meredith-113	Callahan-6
10/20	@ GB	Floyd-6	Carey-48	Jeffery-3	Miller-40	Freeman-13
10/31	vs MIN	Barth-8	Howard-153	Miller-7	Miller-88	Freeman-7
11/13	@ TB					
11/20	@ NYG					
11/27	vs TEN					
12/4	vs SF					
12/11	@ DET					
12/18	vs GB					
12/24	vs WAS					
1/1	@ MIN					
Most Times Led or Tied for Lead		Barth,Royal-3	Howard-4	Jeffery, Meredith-3	Miller-3	Freeman-5

CHICAGO BEARS 2016 QUARTER-BY-QUARTER SCORING

DATE	OPPONENT	BEARS								OPPONENTS								Point
		1	2	1H	3	4	2H	OT	TOT	1	2	1H	3	4	2H	OT	TOT	Differential
9/11	@ HOU	7	7	14	0	0	0	0	14	0	10	3	3	10	13	0	23	-9
9/19	vs PHI	0	7	7	0	7	7	0	14	3	6	9	13	7	20	0	29	-15
9/25	@ DAL	0	3	3	7	7	14	0	17	10	14	24	0	7	7	0	31	-14
10/2	vs DET	7	0	7	7	3	10	0	17	0	3	3	3	8	11	0	14	3
10/9	@ IND	3	10	13	0	10	10	0	23	3	13	16	3	10	13	0	29	-6
10/16	vs JAC	0	10	10	3	3	6	0	16	0	0	0	0	17	17	0	17	-1
10/20	@ GB	0	3	3	7	0	7	0	10	3	3	6	7	13	20	0	26	-16
10/31	vs MIN	3	10	13	7	0	7	0	20	0	3	3	0	7	7	0	10	10
11/13	@ TB																	
11/20	@ NYG																	
11/27	vs TEN																	
12/4	vs SF																	
12/11	@ DET																	
12/18	vs GB																	
12/24	vs WAS																	
1/1	@ MIN																	
Regular Season Totals		20	50	70	31	30	61	0	131	19	52	64	29	79	108	0	179	-48

CHICAGO BEARS 2016 3rd & 4th DOWN EFFICIENCY

		OFFENSE											3rd DOWN	
DATE	OPPONENT	3rd & 1	3rd & 2	3rd & 3	3rd & 4	3rd & 5	3rd & 6	3rd & 7	3rd & 8	3rd & 9	3rd & 10+	TOTAL	4th Down	
9/11	@ HOU	0 / 0	0 / 2	1 / 1	0 / 1	1 / 1	0 / 4	1 / 1	0 / 0	0 / 0	1 / 3	4 / 13	0 / 2	
9/19	vs PHI	3 / 4	0 / 1	0 / 0	0 / 0	1 / 2	0 / 1	0 / 0	0 / 1	0 / 0	0 / 1	4 / 10	0 / 1	
9/25	@ DAL	0 / 0	0 / 1	0 / 1	0 / 0	1 / 2	0 / 0	0 / 0	0 / 0	0 / 0	1 / 6	2 / 10	1 / 1	
10/2	vs DET	0 / 0	0 / 0	1 / 1	1 / 1	0 / 1	0 / 0	1 / 2	1 / 3	0 / 1	1 / 4	5 / 13	0 / 1	
10/9	@ IND	0 / 0	1 / 1	0 / 0	0 / 0	1 / 2	0 / 0	0 / 0	0 / 1	0 / 1	0 / 4	2 / 9	0 / 1	
10/16	vs JAC	1 / 1	0 / 0	1 / 2	1 / 1	0 / 0	1 / 2	1 / 4	1 / 1	0 / 1	1 / 5	7 / 17	0 / 1	
10/20	@ GB	0 / 0	0 / 0	0 / 0	0 / 0	0 / 1	0 / 1	0 / 0	0 / 0	0 / 1	2 / 5	2 / 8	0 / 0	
10/31	vs MIN	1 / 1	1 / 1	1 / 3	0 / 0	1 / 1	0 / 1	0 / 0	1 / 2	1 / 3	1 / 2	7 / 14	0 / 0	
11/13	@ TB													
11/20	@ NYG													
11/27	vs TEN													
12/4	vs SF													
12/11	@ DET													
12/18	vs GB													
12/24	vs WAS													
1/1	@ MIN													
TOTALS		5 / 6	2 / 6	4 / 8	2 / 3	5 / 10	1 / 9	3 / 7	3 / 8	1 / 7	7 / 30	33 / 94	1 / 7	
		83.3%	33.3%	50.0%	66.7%	50.0%	11.1%	42.9%	37.5%	0.0%	23.3%	35.1%	14.3%	

3rd & 1-5	3rd & 6-10+	3rd & 1-3	3rd & 4-6	3rd & 7-10+
18 / 33	15 / 61	11 / 20	8 / 22	14 / 52
54.5%	24.6%	55.0%	36.4%	26.9%

		DEFENSE											3rd DOWN	
DATE	OPPONENT	3rd & 1	3rd & 2	3rd & 3	3rd & 4	3rd & 5	3rd & 6	3rd & 7	3rd & 8	3rd & 9	3rd & 10+	TOTAL	4th Down	
9/11	@ HOU	4 / 4	2 / 2	1 / 1	1 / 1	2 / 3	1 / 2	1 / 2	0 / 0	0 / 0	0 / 5	12 / 20	0 / 0	
9/19	vs PHI	0 / 0	0 / 0	0 / 1	1 / 2	1 / 1	0 / 1	1 / 2	0 / 0	1 / 2	0 / 6	4 / 15	3 / 3	
9/25	@ DAL	2 / 3	2 / 3	1 / 2	0 / 0	0 / 0	0 / 1	0 / 1	0 / 0	0 / 0	0 / 1	5 / 11	1 / 1	
10/2	vs DET	0 / 2	1 / 2	0 / 1	0 / 0	0 / 0	0 / 2	0 / 0	0 / 0	0 / 0	3 / 5	4 / 12	0 / 0	
10/9	@ IND	0 / 2	0 / 2	0 / 0	0 / 1	0 / 1	0 / 0	1 / 1	0 / 1	0 / 1	2 / 3	3 / 12	1 / 1	
10/16	vs JAC	0 / 0	0 / 0	0 / 1	0 / 2	0 / 0	0 / 2	1 / 2	1 / 1	0 / 1	0 / 1	2 / 10	0 / 0	
10/20	@ GB	1 / 1	3 / 3	0 / 2	1 / 2	2 / 2	1 / 1	0 / 0	1 / 1	0 / 0	0 / 4	9 / 16	1 / 2	
10/31	vs MIN	1 / 1	1 / 3	0 / 0	0 / 0	0 / 2	0 / 2	0 / 1	0 / 1	0 / 0	0 / 3	2 / 13	2 / 2	
11/13	@ TB													
11/20	@ NYG													
11/27	vs TEN													
12/4	vs SF													
12/11	@ DET													
12/18	vs GB													
12/24	vs WAS													
1/1	@ MIN													
TOTALS		8 / 13	9 / 15	2 / 8	3 / 8	5 / 9	2 / 11	4 / 9	2 / 4	1 / 4	5 / 28	41 / 109	8 / 9	
		61.5%	60.0%	25.0%	37.5%	55.6%	18.2%	44.4%	0.0%	25.0%	17.9%	37.6%	88.9%	

3rd & 1-5	3rd & 6-10+	3rd & 1-3	3rd & 4-6	3rd & 7-10+
27 / 53	14 / 56	19 / 36	10 / 28	12 / 45
50.9%	25.0%	52.8%	35.7%	26.7%

CHICAGO BEARS 2016 RED ZONE EFFICIENCY

BEARS RED ZONE STATS																	
DATE	OPONENT	Drives In Red Zone	Scores	Scoring			Missed FGs	Blocked FG	Turnovers	Downs	Time	Avg. Points	GOAL - TO - GO				
				%	TDs	TD %							FGs	Drives	TDs	TD %	FGs
9/11	@ HOU	2	2	100.0%	2	100.0%	0	0	0	0	0	7.0	1	1	100.0%	0	
9/19	vs PHI	3	1	33.3%	1	33.3%	0	1	0	0	1	3.0	1	1	100.0%	0	
9/25	@ DAL	4	3	75.0%	2	50.0%	1	0	0	0	1	4.3	2	2	100.0%	0	
10/2	vs DET	3	3	100.0%	2	66.6%	1	0	0	0	0	4.7	1	1	100.0%	0	
10/9	@ IND	3	3	100.0%	1	33.3%	2	0	0	0	0	4.3	1	1	100.0%	0	
10/16	vs JAC	4	4	100.0%	1	25.0%	3	0	0	0	0	3.8	2	1	50.0%	1	
10/20	@ GB	0	0	0.0%	0	0.0%	0	0	0	0	0	0.0	0	0	0.0%	0	
10/31	vs MIN	4	4	100.0%	2	50.0%	2	0	0	0	0	5.0	1	1	100.0%	0	
11/13	@ TB																
11/20	@ NYG																
11/27	vs TEN																
12/4	vs SF																
12/11	@ DET																
12/18	vs GB																
12/24	vs WAS																
1/1	@ MIN																
Totals		23	20	87.0%	11	47.8%	9	1	0	0	1	1	4.7	9	8	88.9%	1

OPPONENT RED ZONE STATS																	
DATE	OPONENT	Drives In Red Zone	Scores	Scoring			Missed FGs	Blocked FG	Turnovers	Downs	Time	Avg. Points	GOAL - TO - GO				
				%	TDs	TD %							FGs	Drives	TDs	TD %	FGs
9/11	@ HOU	3	2	33.3%	1	33.3%	1	0	0	0	0	3.3	0	2	0.0%	1	
9/19	vs PHI	6	5	50.0%	3	50.0%	2	0	0	0	1	4.9	4	3	75.0%	1	
9/25	@ DAL	4	4	100.0%	4	100.0%	0	0	0	0	0	7.0	3	3	100.0%	0	
10/2	vs DET	1	1	0.0%	0	0.0%	1	0	0	0	0	0.0	0	0	0.0%	0	
10/9	@ IND	2	2	50.0%	1	50.0%	1	0	0	0	0	3.3	2	1	50.0%	1	
10/16	vs JAC	3	2	66.7%	1	33.3%	1	0	0	1	0	3.0	2	1	50.0%	0	
10/20	@ GB	6	4	66.7%	3	50.0%	1	0	1	0	1	4.0	4	3	75.0%	0	
10/31	vs MIN	1	1	100.0%	0	0.0%	1	0	0	0	0	3.0	1	0	0.0%	1	
11/13	@ TB																
11/20	@ NYG																
11/27	vs TEN																
12/4	vs SF																
12/11	@ DET																
12/18	vs GB																
12/24	vs WAS																
1/1	@ MIN																
Totals		26	21	80.8%	13	50.0%	8	0	1	1	1	5.1	16	13	87.5%	4	

CHICAGO BEARS 2016 DRIVE ENGINEERING

BEARS OFFENSIVE DRIVES

DATE	OPPONENT	Total Drives	TDs	FGs	FG		Punt	Block	INT	Fumble	Downs	Time	Safety	Points	Scoring	1st Half	2nd Half
					Miss	Block									Efficiency	1st Drive	1st Drive
9/11	@ HOU	12	2	0	0	0	5	0	1	0	2	0	0	14	16.7%	TD	INT
9/19	vs PHI	11	1	0	1	0	4	0	1	2	1	0	0	14	18.1%	PUNT	FUMBLE
9/25	@ DAL	11	2	1	0	0	4	0	0	2	0	1	0	17	27.2%	PUNT	PUNT
10/2	vs DET	11	2	1	1	0	4	0	0	0	1	1	0	17	27.2%	PUNT	TD
10/9	@ IND	11	2	3	1	0	2	0	0	1	1	0	0	23	45.5%	FG	PUNT
10/16	vs JAC	11	1	3	0	0	6	0	0	0	1	0	0	16	36.4%	PUNT	PUNT
10/20	@ GB	9	0	1	0	0	5	0	2	0	0	1	0	10	11.1%	PUNT	PUNT
10/31	vs MIN	10	2	2	0	0	5	0	0	0	0	1	0	20	40.0%	FG	TD
11/13	@ TB																
11/20	@ NYG																
11/27	vs TEN																
12/4	vs SF																
12/11	@ DET																
12/18	vs GB																
12/24	vs WAS																
1/1	@ MIN																
Totals		56	12	11	3	0	35	0	4	5	6	4	0	131	25.0%	13	14

Drives aborted as a result of return TD: E. Royal 65-yard PR TD vs. PHI (9/19), L. Floyd Fum Rec in endzone for TD at GB (10/20).

OPPONENT OFFENSIVE DRIVES

DATE	OPPONENT	Total Drives	TDs	FGs	FG		Punt	Block	INT	Fumble	Downs	Time	Safety	Points	Scoring	1st Half	2nd Half
					Miss	Block									Efficiency	1st Drive	1st Drive
9/11	@ HOU	13	2	3	0	0	5	0	1	0	0	2	0	23	38.5%	INT	FG
9/19	vs PHI	12	3	3	0	0	5	0	0	0	0	1	0	29	50.0%	FG	PUNT
9/25	@ DAL	10	4	1	1	0	3	0	0	1	0	0	0	31	50.0%	TD	FUMBLE
10/2	vs DET	9	1	2	0	0	5	0	2	0	0	0	0	14	33.3%	PUNT	FG
10/9	@ IND	11	2	5	0	0	3	0	0	0	0	0	0	29	63.7%	FG	PUNT
10/16	vs JAC	12	2	1	0	0	5	0	1	1	0	2	0	17	25.0%	INT	PUNT
10/20	@ GB	10	3	2	0	1	1	0	0	1	1	1	0	26	50.0%	FG	FUMBLE
10/31	vs MIN	10	1	1	0	0	7	0	0	0	0	1	0	10	20.0%	PUNT	PUNT
11/13	@ TB																
11/20	@ NYG																
11/27	vs TEN																
12/4	vs SF																
12/11	@ DET																
12/18	vs GB																
12/24	vs WAS																
1/1	@ MIN																
Totals		55	18	18	1	1	34	0	4	3	1	7	0	179	47.3%	16	6

Drives aborted as a result of return TD: A. Roberts (DET) 85-yard PR TD (10/2).

CHICAGO BEARS 2016 TURNOVER BREAKDOWN

TAKE-AWAY / GIVE-AWAY RATIO = 1/1

BEARS TAKE-AWAYS											Points Off
Date	Opponent	QTR	Scrimmage	Player	Turnover (Forced By)	Take-Away	Yardline	Return	Drive Result	Turnover	
9/11/16	@HOU	1	CHI 34	Porter	INT	CHI 22	CHI 25	3	TD	7	
9/25/16	@DAL	3	DAL 31	Amons	FUMBLE (Glenn)	CHI 16	CHI 37	21	TD	7	
10/2/16	DET	2	CHI 22	Glenn	INT	CHI 13	CHI 34	21	End of Half	0	
10/2/16	DET	4	CHI 23	Hall	INT	CHI 14	CHI 14	0	PUNT	0	
10/16/16	JAC	1	CHI 6	Porter	INT	CHI -1	CHI 24	25	FG	3	
10/16/16	JAC	4	JAC 21	Hicks	FUMBLE (Young)	JAC 28	JAC 28	0	FG	3	
10/20/16	@ GB	3	GB 15	Floyd	FUMBLE (Floyd)	GB -4	GB -4	0	TD	7	
BEARS POINTS OFF TURNOVERS										27	

BEARS GIVE-AWAYS											Points Off
Date	Opponent	QTR	Scrimmage	Player	Turnover (Forced By)	Take-Away	Yardline	Return	Drive Result	Turnover	
9/11/16	@ HOU	3	CHI 22	Cutler	Hal	INT	CHI 37	CHI 22	FG	3	
9/19/16	PHI	3	PHI 43	Cutler	Vaeao	FUMBLE	PHI 47	PHI 47	PUNT	0	
9/19/16	PHI	3	CHI 24	Cutler	Bradham	INT	CHI 30	CHI 2	TD	7	
9/19/16	PHI	3	CHI 47	Langford	Logan	FUMBLE	CHI 46	CHI 46	TD	7	
9/25/16	@ DAL	3	CHI 40	Meredith	Wilcox	FUMBLE	CHI 36	CHI 36	MISSED FG	0	
9/25/16	@DAL	4	DAL 39	Hoyer	Mayowa	FUMBLE	DAL 44	DAL 44	PUNT	0	
10/9/16	@ IND	4	CHI 15	Meredith	Melvin	FUMBLE	CHI 27	CHI 29	FG	3	
10/20/16	@ GB	4	CHI 30	Barkley	Martinez	INT	CHI 42	CHI 38	BLOCKED FG	0	
10/20/16	@ GB	4	GB 42	Barkley	Perry	INT	GB 40	GB 40	END OF GAME	0	
OPPONENTS POINTS OFF TURNOVERS										20	

CHICAGO BEARS 2016 TURNOVER RATIO

			TAKE-AWAYS			POINTS OFF TURNOVERS				Total
			INTs	Fumbles	Total	Scores	TDs	FGs	Conv. %	Points
BEARS			4	3	7	4	3	2	100.0%	27
OPPONENTS			4	5	9	4	2	2	50.0%	20
			TAKE-AWAYS			GIVE-AWAYS			Net	
DATE	OPPONENT		INTs	Fumbles	Total	INTs	Fumbles	Total	Differential	Result
9/11	@	HOU	1	0	1	1	0	1	0	L
9/19	vs	PHI	0	0	0	1	2	3	-3	L
9/25	@	DAL	0	1	1	0	2	2	-1	L
10/2	vs	DET	2	0	2	0	0	0	2	W
10/9	@	IND	0	0	0	0	1	0	-1	L
10/16	vs	JAC	1	1	2	0	0	0	2	L
10/20	@	GB	0	1	1	2	0	2	-2	L
10/31	vs	MIN	0	0	0	0	0	0	0	W
11/13	@	TB								
11/20	@	NYG								
11/27	vs	TEN								
12/4	vs	SF								
12/11	@	DET								
12/18	vs	GB								
12/24	vs	WAS								
1/1	@	MIN								
Totals			4	3	7	4	5	8	-3	2-6

CHICAGO BEARS 2016 BIG PASSING PLAYS

BEARS COMPLETIONS OF 20 OR MORE YARDS						OPPONENT COMPLETIONS OF 20 OR MORE YARDS						
DATE	OPPONENT	QTR	PASSER	RECEIVER	YARDS	#	YARDS	RECEIVER	PASSER	QTR	OPPONENT	DATE
10/2/16	DET	3	Hoyer	Royal	64	1	51	Benn	Bortles	4	JAC	10/16/16
9/11/16	@ HOU	2	Cutler	Jeffery	54	2	35	Fuller	Osweiler	4	@ HOU	9/11/16
9/19/16	PHI	2	Cutler	Jeffery	49	3	32	Matthews	Wentz	2	PHI	9/19/16
10/9/16	@ IND	3	Hoyer	Jeffery	38	4	31	Asiata	Bradford	4	MIN	10/31/16
10/16/16	JAC	3	Hoyer	Meredith	36	5	31	Hilton	Luck	2	@ IND	10/9/16
10/31/16	MIN	3	Cutler	Jeffery	34	6	29	Hurns	Bortles	3	JAC	10/16/16
10/31/16	MIN	2	Cutler	Howard	34	7	29	Beasley	Prescott	2	@DAL	9/25/16
9/25/16	@DAL	4	Hoyer	White	32	8	27	Fuller	Osweiler	3	@ HOU	9/11/16
9/11/16	PHI	1	Cutler	Royal	31	9	25t	Diggs	Bradford	4	MIN	10/31/16
10/9/16	@ IND	2	Hoyer	Meredith	30	10	25	Cobb	Rodgers	4	@ GB	10/20/16
9/11/16	@HOU	1	Cutler	Jeffery	29	11	25	Hurns	Bortles	3	JAC	10/16/16
10/16/16	JAC	2	Hoyer	Jeffery	26	12	24	Adams	Rodgers	3	@ GB	10/20/16
10/20/16	@ GB	4	Barkley	Miller	26	13	23t	Hopkins	Osweiler	2	@ HOU	9/11/16
9/25/16	@DAL	4	Hoyer	Miller	26	14	22	Bray	Luck	1	@ IND	10/9/16
10/20/16	@ GB	1	Hoyer	Bellamy	25	15	22	Hilton	Luck	2	@ IND	10/9/16
9/25/16	@DAL	4	Hoyer	Meredith	24	16	22	Zenner	Stafford	3	DET	10/2/16
10/31/16	MIN	1	Cutler	Meredith	24	17	21	Thielen	Bradford	2	MIN	10/31/16
10/9/16	@ IND	4	Hoyer	Miller	23	18	21	Patterson	Bradford	4	MIN	10/31/16
9/25/16	@DAL	2	Hoyer	Jeffery	22	19	21	Hilton	Luck	3	@ IND	10/9/16
10/31/16	MIN	2	Cutler	Miller	21	20	21	Dorsett	Luck	2	@ IND	10/9/16
						21	20	Fuller	Osweiler	3	@ HOU	9/11/16
						22	20	Allen	Luck	4	@ IND	10/9/16
						23	20	Hilton	Luck	2	@ IND	10/9/16

2016 REPLAY CHALLENGES

R.A. = (Booth) Replay Assistant									
#	Date	Opponent	Quarter	Time on Clock	Line of Scrimmage	Original Play	Challenge by	Challenge Result	Play Result
1	9/11/16	@ HOU	4	7:46	HST 41	B. Osweiler pass to W. Fuller for 35 yds	CHI	Upheld	B. Osweiler pass to W. Fuller for 35 yds
2	9/25/16	@ DAL	1	10:57	CHI 29	D. Prescott pass to C. Beasley for 6 yds(1st down)	CHI	Reversed	Ball placed 1 yard short, 4th down
3	9/25/16	@ DAL	1	10:07	CHI 19	Prescott pass deep right to Witten, pushed ob CHI 1	DAL	Upheld	No TD, 1st and goal at CHI 1
4	9/25/16	@ DAL	4	4:50	DAL 47	E. Elliot left end for 1 yd (1st down)	CHI	Reversed	Ball placed 1 yard short, 4th down
5	10/2/16	DET	2	9:14	CHI 43	B. Hoyer pass incomplete to K. White	CHI	Upheld	2nd and 10
6	10/20/16	@ GB	3	9:47	CHI 12	A. Rodgers pass to T. Montgomery	CHI	Upheld	1st and goal at CHI 5
7	10/20/16	@ GB	3	6:33	50	M. Barkley pass incomplete to L. Paulsen	GB	Reversed	Ruled as a sack, loss of 10, 3 and 19
8	10/20/16	@ GB	4	5:17	CHI 16	M. Barkley pass to Z. Miller	GB	Upheld	1st down
9	10/31/16	MIN	2	2:27	CHI 4	M. Asiata right tackle for 1 yd (1st down)	CHI	Upheld	1st down
10	10/31/16	MIN	3	14:20	CHI 30	J. Howard left guard to CHI 30	MIN	Upheld	Ruled down by contact, 2nd down

Bears All-time Challenges			
Year	Challenges	Reversed	Pct.
2016	6	2	33.3%
2015	4	1	25.0%
2014	2	1	50.0%
2013	5	3	60.0%
2012	4	1	25.0%
2011	6	4	66.7%
2010	6	1	16.7%
2009	10	2	20.0%
2008	10	4	40.0%
2007	6	3	50.0%
2006	9	3	33.3%
2005	8	1	12.5%
2004	10	4	40.0%
2003	6	2	33.3%
2002	5	3	60.0%
2001	4	1	25.0%
2000	5	2	40.0%
1999	5	2	40.0%
TOTAL	111	40	36.0%

Opponent All-time Challenges			
Year	Challenges	Reversed	Pct.
2016	4	1	33.3%
2015	8	5	62.5%
2014	7	2	28.6%
2013	4	2	50.0%
2012	4	3	75.0%
2011	11	6	54.5%
2010	11	2	18.2%
2009	6	2	33.3%
2008	13	8	61.5%
2007	9	4	44.4%
2006	6	3	50.0%
2005	8	2	25.0%
2004	6	3	50.0%
2003	6	0	0.0%
2002	10	8	80.0%
2001	3	1	33.3%
2000	8	1	12.5%
1999	4	0	0.0%
TOTAL	128	53	41.4%

Replay Assistant All-time Challenges			
Year	Challenges	Upheld in Bears favor	Reversed in Bears favor
2016	0	0	0
2015	15	3	4
2014	19	4	3
2013	16	7	0
2012	23	7	5
2011	7	2	0
2010	7	4	0
2009	1	0	0
2008	9	2	2
2007	9	2	2
2006	7	3	3
2005	1	1	0
2004	1	0	0
2003	4	2	1
2002	8	3	0
2001	7	4	1
2000	7	2	1
1999	8	2	0
TOTAL	134	45	18

CHICAGO BEARS 2016 WEEK-BY-WEEK NFL RANKINGS

OFFENSE										SPECIAL TEAMS				
Week	Total Yds per GM	Rush Yds per GM	Pass Yds per GM	1st DNs per GM	Points per GM	PCT had INT	Sacks per PA	3rd DN EFF	Week	Punt Ret. Avg.	KR Avg.	Gross Punt Avg.	Net Punt Avg.	
1	258.0	73.0	185.0	14.0	14.0	3.4%	0.17	30.8%	1	10.0	20.6	48.6	40.6	
	29	23	25	28t	26	27	30t	23		11	16	25	23t	
2	271.0	68.5	202.5	15.0	14.0	3.4%	0.14	34.8%	2	21.0	19.3	40.6	38.0	
	31	25t	29	29t	30	27	32	22t		2	20	27	26	
3	310.7	70.0	240.7	17.0	15.0	1.9%	0.07	30.3%	3	17.4	19.5	40.4	38.3	
	27	29	23	28t	30	15	26	26		4	23	29	24	
4	335.0	82.3	252.8	18.5	15.5	1.3%	0.08	32.6%	4	13.9	20.3	42.2	33.2	
	24	26	15	25	31t	10	25	27		8	19	28	31	
5	372.4	90.8	281.6	19.8	17.0	1.1%	0.06	30.9%	5	13.9	21.1	42.6	33.4	
	9	19	6	21t	30	7	16	29		8	18	27	32	
6	375.2	91.0	284.2	20.2	16.8	0.8%	0.05	33.3%	6	11.8	21.1	42.8	35.6	
	7	23	4	17t	32	5	12	28t		11	18	29	30	
7	348.6	87.9	260.7	19.1	15.9	1.5%	0.05	32.5%	7	11.8	20.3	43.1	36.8	
	16t	25	11	20t	32	10	10	30		7	21	28	30	
8	355.4	96.6	258.8	19.1	16.4	1.4%	0.05	35.1%	8	11.2	19.6	43.3	37.5	
	16	23	13	23	32	10	7	27		9	26	29	29	
9	355.4	96.6	258.8	19.1	16.4	1.4%	0.05	35.1%	9	11.2	19.6	43.3	37.5	
BYE	15	24	12	19	31	10	8	27	BYE	8	27	28	30	
10									10					
11									11					
12									12					
13									13					
14									14					
15									15					
16									16					
17									17					

DEFENSE										COVERAGE				
Week	Total Yds per GM	Rush Yds per GM	Pass Yds per GM	1st DNs per GM	Points per GM	PCT had INT	Sacks per PA	3rd DN EFF	Week	Punt Ret. Avg.	KR Avg.	Gross Punt Avg.	Net Punt Avg.	
1	344.0	129.0	215.0	17.0	23.0	2.8%	0.06	60.0%	1	9.7	24.3	42.3	38.1	
	16t	16	12	7	18	10t	16t	29t		21	24	20	18	
2	312.0	114.5	197.5	19.0	26.0	1.4%	0.06	42.9%	2	9.7	26.0	46.1	35.6	
	9	22	6	10	24	18	16	18t		19t	25	21	4	
3	357.0	142.7	214.3	21.0	27.7	1.1%	0.04	43.5%	3	8.0	25.8	46.2	36.8	
	16	31	10	18t	24t	25	20	22t		10t	25	20	6	
4	333.5	123.5	210.0	19.8	24.3	2.3%	0.05	41.4%	4	22.0	25.1	47.0	39.3	
	10	26	8	15t	19	16	21	16		31	24	20	14	
5	346.0	118.4	227.6	19.8	25.2	1.8%	0.07	38.6%	5	21.7	24.9	49.3	41.8	
	14	24	12	14t	21	22	14	16		31	25	29	23	
6	341.2	107.7	233.5	19.8	23.8	2.0%	0.06	36.3%	6	19.4	25.0	50.4	43.8	
	11	18	10	14	19	17	14	11		32	24	26	31	
7	350.4	107.0	243.4	21.6	24.1	1.5%	0.06	39.6%	7	17.9	24.0	50.3	43.9	
	12	17	16	25	20	24	16	16		31	22t	31	30	
8	338.9	100.8	238.1	20.8	22.4	1.4%	0.07	36.7%	8	14.7	23.3	49.0	42.6	
	9	12	11	15t	16	26	12	9		31	23	30	29	
9	338.9	100.8	238.1	20.8	22.4	1.40%	0.07	36.7%	9	14.7	23.3	49.0	42.6	
BYE	12	14	12	18t	14	24	13	8	BYE	32	22	31	27	
10									10					
11									11					
12									12					
13									13					
14									14					
15									15					
16									16					
17									17					

CHICAGO BEARS 2016 RECORD WHEN ...

SITUATIONS	2006	2007	2008	2009	2010	2011	2012	2013	2014	2015	2016
REGULAR SEASON	13 - 3	7 - 9	9 - 7	7 - 9	11 - 5	8 - 8	10 - 6	8 - 8	5 - 11	6 - 10	2 - 6
POST-SEASON	2 - 1				1 - 1						
HOME	6 - 2	4 - 4	6 - 2	5 - 3	5 - 3	5 - 3	5 - 3	5 - 3	2 - 6	1 - 7	2 - 2
ROAD	7 - 1	3 - 5	3 - 5	2 - 6	6 - 2	3 - 5	5 - 3	3 - 5	3 - 5	5 - 3	0 - 4
vs. NFC Central/North	5 - 1	2 - 4	4 - 2	3 - 3	5 - 1	3 - 3	3 - 3	2 - 4	1 - 5	1 - 5	2 - 1
HOME	2 - 1	1 - 2	3 - 0	2 - 1	3 - 0	2 - 1	2 - 1	1 - 2	1 - 2	0 - 3	2 - 0
ROAD	3 - 0	1 - 2	1 - 2	1 - 2	2 - 1	1 - 2	1 - 2	1 - 2	0 - 3	1 - 2	0 - 1
vs. NFC	11 - 1	4 - 8	7 - 5	5 - 7	8 - 4	7 - 5	7 - 5	4 - 8	4 - 8	3 - 9	2 - 3
HOME	5 - 1	2 - 4	5 - 1	3 - 3	4 - 2	4 - 2	4 - 2	3 - 3	2 - 4	0 - 7	2 - 1
ROAD	6 - 0	2 - 4	2 - 4	2 - 4	4 - 2	3 - 3	3 - 3	1 - 5	2 - 4	3 - 2	0 - 2
vs. AFC	2 - 2	3 - 1	2 - 2	2 - 2	3 - 1	1 - 3	3 - 1	4 - 0	1 - 3	3 - 1	0 - 3
HOME	1 - 1	2 - 0	1 - 1	2 - 0	1 - 1	1 - 1	1 - 1	2 - 0	0 - 2	1 - 1	0 - 1
ROAD	1 - 1	1 - 1	1 - 1	0 - 2	2 - 0	0 - 2	2 - 0	2 - 0	1 - 1	2 - 0	0 - 2
OUTDOORS	10 - 3	7 - 7	7 - 5	6 - 7	8 - 5	7 - 6	8 - 5	8 - 5	4 - 10	5 - 9	2 - 3
DOMES	3 - 0	0 - 2	2 - 2	1 - 2	3 - 0	1 - 2	2 - 1	0 - 3	1 - 1	1 - 1	0 - 3
NATURAL GRASS	8 - 2	7 - 6	6 - 5	5 - 4	7 - 3	6 - 5	8 - 4	7 - 5	3 - 7	4 - 7	2 - 2
ARTIFICIAL SURFACE	5 - 1	0 - 3	3 - 2	2 - 5	4 - 2	2 - 3	2 - 2	1 - 3	2 - 4	2 - 3	0 - 4
Positive Turnover Margin	9 - 1	3 - 2	4 - 1	6 - 1	7 - 0	4 - 2	9 - 3	5 - 0	4 - 2	2 - 2	1 - 1
Negative Turnover Margin	1 - 2	2 - 6	2 - 2	0 - 6	3 - 2	1 - 4	1 - 3	2 - 4	1 - 9	3 - 5	0 - 4
Equal Turnover Margin	3 - 0	2 - 1	3 - 4	1 - 2	1 - 3	3 - 2	0 - 0	1 - 4	0 - 0	1 - 3	1 - 1
SCORE FIRST	8 - 1	4 - 6	6 - 5	4 - 1	6 - 3	5 - 3	7 - 2	3 - 3	1 - 3	1 - 3	2 - 3
OPP. SCORES FIRST	5 - 2	3 - 3	3 - 2	3 - 8	5 - 2	3 - 5	3 - 4	5 - 5	4 - 8	5 - 7	0 - 3
ALLOW 0-17 POINTS	8 - 1	4 - 2	5 - 0	3 - 1	6 - 3	4 - 2	5 - 2	0 - 0	3 - 1	3 - 1	2 - 1
ALLOW 18+ POINTS	5 - 2	3 - 7	4 - 7	4 - 8	5 - 2	4 - 6	5 - 4	8 - 8	2 - 10	3 - 9	0 - 5
SCORE 0-17 POINTS	1 - 3	1 - 5	0 - 4	2 - 7	1 - 4	1 - 6	1 - 6	0 - 1	0 - 7	1 - 2	1 - 5
SCORE 18+ POINTS	12 - 0	6 - 3	9 - 3	5 - 2	10 - 1	7 - 2	9 - 0	8 - 7	5 - 4	5 - 8	1 - 1
3-POINT GAMES OR LESS	3 - 0	2 - 1	2 - 3	1 - 0	2 - 2	0 - 1	2 - 0	3 - 2	0 - 1	3 - 4	1 - 1
7-POINT GAMES OR LESS	4 - 1	3 - 4	5 - 5	3 - 5	6 - 3	4 - 2	2 - 3	5 - 2	0 - 4	4 - 6	0 - 1
IN OVERTIME	1 - 0	1 - 0	2 - 1	1 - 0	0 - 0	0 - 1	0 - 1	1 - 1	0 - 1	0 - 2	0 - 0
WIN COIN TOSS	8 - 0	4 - 6	4 - 5	5 - 1	6 - 5	4 - 5	5 - 4	4 - 4	3 - 5	2 - 5	1 - 1
LOSE COIN TOSS	5 - 3	3 - 3	5 - 2	2 - 8	5 - 0	4 - 3	5 - 2	4 - 4	2 - 6	4 - 5	1 - 5
LEAD AFTER 1st QTR	6 - 1	2 - 4	6 - 4	3 - 0	6 - 0	6 - 1	8 - 1	2 - 3	1 - 2	1 - 0	2 - 2
TRAIL AFTER 1st QTR	3 - 1	3 - 1	0 - 3	3 - 5	3 - 2	1 - 3	0 - 3	3 - 3	3 - 5	4 - 9	0 - 3
TIED AFTER 1st QTR	4 - 1	2 - 4	3 - 0	1 - 4	2 - 3	1 - 4	2 - 2	3 - 2	1 - 4	1 - 1	0 - 1
LEAD @ HALFTIME	9 - 0	3 - 4	7 - 1	4 - 0	6 - 2	8 - 2	8 - 0	5 - 0	3 - 1	4 - 1	2 - 2
TRAIL @ HALFTIME	3 - 3	3 - 2	2 - 5	1 - 9	4 - 3	0 - 5	1 - 6	2 - 7	2 - 8	2 - 7	0 - 4
TIED @ HALFTIME	1 - 0	1 - 3	0 - 1	2 - 0	1 - 0	0 - 1	1 - 0	1 - 1	0 - 2	0 - 2	0 - 0
LEAD AFTER 3rd QTR	11 - 0	3 - 3	7 - 2	6 - 3	8 - 0	7 - 1	9 - 1	4 - 2	4 - 2	2 - 1	2 - 2
TRAIL AFTER 3rd QTR	2 - 3	3 - 6	2 - 5	1 - 6	3 - 4	1 - 7	1 - 5	3 - 6	1 - 8	4 - 7	0 - 4
TIED AFTER 3rd QTR	0 - 0	1 - 0	0 - 0	0 - 0	0 - 1	0 - 0	0 - 0	1 - 0	0 - 1	0 - 2	0 - 0
TOTAL NET YARDS											
0-200	2 - 0	0 - 0	0 - 0	0 - 1	0 - 2	0 - 1	0 - 3	0 - 0	0 - 0	0 - 1	0 - 1
201-300	1 - 1	6 - 4	4 - 5	3 - 5	5 - 1	2 - 4	5 - 1	1 - 1	3 - 5	1 - 1	0 - 2
301-400	8 - 2	1 - 4	4 - 1	3 - 2	5 - 2	6 - 1	3 - 1	3 - 3	0 - 4	4 - 6	0 - 2
401 +	2 - 0	0 - 1	1 - 1	1 - 1	1 - 0	0 - 2	2 - 1	4 - 4	2 - 2	1 - 2	2 - 1
TOTAL RUSHING YARDS											
0-74	2 - 0	1 - 5	3 - 1	1 - 5	1 - 4	0 - 2	0 - 0	0 - 2	2 - 6	0 - 0	0 - 4
75-99	2 - 0	3 - 3	3 - 3	1 - 2	1 - 0	3 - 1	2 - 2	1 - 2	1 - 2	2 - 6	0 - 1
100-124	3 - 1	2 - 1	0 - 2	2 - 1	6 - 1	2 - 2	3 - 3	3 - 1	1 - 0	2 - 2	1 - 0
125-149	3 - 1	1 - 0	0 - 0	1 - 1	2 - 0	0 - 0	1 - 1	2 - 3	1 - 1	0 - 0	0 - 1
150 +	3 - 1	0 - 0	3 - 1	2 - 0	1 - 0	3 - 3	4 - 0	2 - 0	0 - 2	2 - 2	1 - 0
100-YARD RUSHER	4 - 1	2 - 0	3 - 0	2 - 0	3 - 0	3 - 3	3 - 0	3 - 2	1 - 2	0 - 1	2 - 1
NET PASSING YARDS											
0-149	3 - 0	1 - 1	3 - 2	1 - 2	1 - 3	3 - 3	2 - 4	0 - 0	1 - 0	0 - 1	0 - 1
150-199	1 - 3	3 - 3	3 - 2	2 - 2	5 - 0	0 - 1	3 - 0	1 - 1	2 - 4	2 - 4	0 - 1
200-249	4 - 0	2 - 3	1 - 2	1 - 1	3 - 1	2 - 3	2 - 1	2 - 2	0 - 1	2 - 2	1 - 1
250-299	4 - 0	0 - 1	1 - 1	3 - 2	1 - 1	3 - 1	1 - 0	4 - 1	0 - 4	1 - 2	1 - 1
300 +	1 - 0	1 - 1	1 - 0	0 - 2	1 - 0	0 - 0	2 - 1	1 - 4	2 - 2	1 - 1	0 - 2
300-YARD PASSER	1 - 0	1 - 1	1 - 0	0 - 3	1 - 0	1 - 1	1 - 0	1 - 4	2 - 2	1 - 2	1 - 3
100-YARD RECEIVER	5 - 1	0 - 1	0 - 1	1 - 2	2 - 1	0 - 2	5 - 3	4 - 6	3 - 4	2 - 4	1 - 3

UPDATED SERIES RECORDS

	Includes Postseason									
	W	L	T	PCT.	PF	PA	LG W STRK	LONG L STRK	CURRENT STRK	
NFC EAST										
Dallas	11	15	0	0.423	476	530	3	6	L1	
N.Y. Giants	33	22	2	0.600	995	832	5	4	W1	
Philadelphia	30	13	1	0.698	912	629	11	5	L1	
Washington	23	25	1	0.479	1049	893	6	6	L6	
Div. Totals	97	75	4	0.564	3432	2884				
NFC NORTH										
Chicago	--	--	--	--	--	--	--	--	--	
Detroit	97	71	5	0.577	3341	3071	11	6	L6	
Green Bay	94	93	6	0.503	3294	3279	8	10	W1	
Minnesota	52	57	2	0.477	2159	2311	6	8	L3	
Div. Totals	243	221	13	0.524	8794	8661				
NFC WEST										
Arizona	58	28	6	0.674	1718	1175	9	4	L1	
St. Louis	53	36	3	0.594	2139	1847	8	5	W1	
San Francisco	30	33	1	0.476	1267	1460	3	6	L1	
Seattle	6	11	0	0.353	352	381	2	4	L3	
Div. Totals	147	108	10	0.576	5476	4863				
NFC SOUTH										
Atlanta	14	12	0	0.538	498	447	5	5	W2	
Carolina	5	4	0	0.556	200	191	3	2	L1	
New Orleans	15	14	0	0.517	603	559	4	3	L3	
Tampa Bay	38	18	0	0.679	1214	887	12	6	W3	
Div. Totals	72	48	0	0.600	2515	2084				
NFC TOTALS	559	452	29	0.553	20217	18492				
AFC EAST										
Buffalo	7	5	0	0.583	240	185	2	2	L1	
Miami	4	8	0	0.333	208	304	2	4	L1	
New England	4	9	0	0.308	219	298	3	4	L4	
N.Y. Jets	8	3	0	0.727	221	168	4	2	W4	
Div. Totals	23	25	0	0.479	888	955				
AFC NORTH										
Baltimore	3	2	0	0.600	70	77	1	1	W1	
Cincinnati	4	6	0	0.400	181	181	2	2	W1	
Cleveland	6	9	0	0.400	277	379	1	3	W2	
Pittsburgh	21	7	1	0.750	587	390	13	2	W2	
Div. Totals	34	24	1	0.586	1115	1027				
AFC WEST										
Denver	7	8	0	0.467	291	250	3	2	L2	
Kansas City	7	5	0	0.583	185	224	3	1	W1	
Oakland	7	7	0	0.500	256	249	3	3	W1	
San Diego	7	5	0	0.353	204	232	3	3	W2	
Div. Totals	28	25	0	0.528	936	955				
AFC SOUTH										
Houston	0	4	0	0.000	49	91	0	4	L4	
Indianapolis	19	24	0	0.442	866	898	6	7	W2	
Jacksonville	4	3	0	0.571	153	99	1	1	W2	
Tennessee	6	5	0	0.545	238	245	3	2	W1	
Div. Totals	29	36	0	0.446	1306	1333				
AFC TOTALS	114	110	1	0.509	4245	4270				

HOW THEY GOT TO THE NFL

FIRST ROUND (3)

Leonard Floyd (9), 2016
Kyle Long (20), 2013
Jay Cutler (11), 2006 [DEN]

SECOND ROUND (6)

Cody Whitehair (56), 2016
Eddie Goldman (39), 2015
Alshon Jeffery (45), 2012
Mike Adams (56), 2012
Tracy Porter (40), 2008 [NO]
Eddie Royal (42), 2008 [DEN]

THIRD ROUND (3)

Jonathan Bullard (72), 2016
Will Sutton (82), 2014
Akiem Hicks (89), 2012 [NO]

FOURTH ROUND (10)

Nick Kwiatkoski (113), 2016
Deon Bush (124), 2016
Deiondre' Hall (127), 2016
Jeremy Langford (106), 2015
Ka'Deem Carey (117), 2014
Matt Barkley (98), 2013, [PHI]
Bobbie Massie (112), 2012 [ARI]
Sam Acho (103), 2011 [ARI]
Chris Prosinski (121), 2011 [JAX]
Josh Sitton (135), 2008 [GB]

FIFTH ROUND (4)

Jordan Howard (150), 2016
Adrian Amos (142), 2015
Pernell McPhee (165), 2011 [BAL]
Sherrick McManis (144), 2010 [HOU]

SIXTH ROUND (7)

DeAndre Houston-Carson (185), 2016
Patrick O'Donnell (191), 2014
Eric Kush (170), 2013 [KC]
Cornelius Washington (188), 2013
Danny Trevathan (188), 2012 [DEN]
Ted Larsen (205), 2010 [NE]
Zach Miller (180), 2009 [JAX]

SEVENTH ROUND (2)

Charles Leno, Jr. (246), 2014
Willie Young (213), 2010 [DET]

UNDRAFTED F.A. (18)

Ben Braunecker, 2016
Cre'Von LeBlanc, 2016 [NE]
De'Vante Bausby, 2015 [KC]
Daniel Brown, 2015 [BAL]
Bryce Callahan, 2015
Cornelius Edison, 2015
Harold Jones-Quartey, 2015 [ARI]
Cameron Meredith, 2015

John Timu, 2015
Christian Jones, 2014
Demontre Hurst, 2013
Joshua Bellamy, 2012 [KC]
Jerrell Freeman, 2012 [IND]
Deonte Thompson, 2012 [BAL]
Patrick Scales, 2011 [BAL]
Logan Paulson, 2010 [WAS]
Mitch Unrein, 2010 [HOU]
Connor Barth, 2008 [KC]

HOW THEY GOT TO CHICAGO

FIRST ROUND (2)

Leonard Floyd (9), 2016
Kyle Long (20), 2013

SECOND ROUND (2)

Eddie Goldman (39), 2015
Alshon Jeffery (45), 2012

THIRD ROUND (2)

Jonathan Bullard (72), 2016
Will Sutton (82), 2014

FOURTH ROUND (5)

Nick Kwiatkoski (113), 2016
Deon Bush (124), 2016
Deiondre' Hall (127), 2016
Jeremy Langford (106), 2015
Ka'Deem Carey (117), 2014

FIFTH ROUND (2)

Jordan Howard (150), 2016
Adrian Amos (142), 2015

SIXTH ROUND (3)

DeAndre Houston-Carson (185), 2016
Patrick O'Donnell (191), 2014
Cornelius Washington (188), 2013

SEVENTH ROUND (1)

Charles Leno, Jr. (246), 2014

UNRESTRICTED F.A. (11)

Jerrell Freeman, 2016 [IND]
Akiem Hicks, 2016 [NE]
Ted Larsen, 2016 [ARI]
Bobbie Massie, 2016 [ARI]
Logan Paulsen, 2016 [WAS]
Danny Trevathan, 2016 [DEN]
Garry Williams, 2016 [CAR]
Sam Acho, 2015 [ARZ]
Pernell McPhee, 2015 [BAL]
Eddie Royal, 2015 [SD]
Willie Young, 2014 [DET]

UNDRAFTED F.A. (7)

Ben Braunecker, 2016
Bryce Callahan, 2015
Cornelius Edison, 2015
Cameron Meredith, 2015
John Timu, 2015
Christian Jones, 2014
Demontre Hurst, 2013

WAIVED F.A. (11)

Mike Adams, 2016 [PIT]
Matt Barkley, 2016 [ARI]
Connor Barth, 2016 [TB]
Josh Sitton, 2016 [GB]

De'Vante Bausby, 2015 [KC]
Tracy Porter, 2015 [WAS]
Chris Prosinski, 2015 [PHI]
Patrick Scales, 2015 [BAL]
Deonte Thompson, 2015 [BUF]
Mitch Unrein, 2015 [SD]
Zach Miller, 2013 [TB]

WAIVER CLAIM (5)

Daniel Brown, 2016 [BAL]
Eric Kush, 2016 [LA]
Cre'Von LeBlanc, 2016 [NE]
Harold Jones-Quartey, 2015 [ARI]
Joshua Bellamy, 2014 [WAS]

TRADE (2)

Sherrick McManis, 2012 [HOU]
Jay Cutler, 2009 [DEN]

Transactions
2016


Season	Player	Position	College	Start Team	End Team	Transaction Date	Description	Initial Status	Resulting Status
2016	Arturo Uzdevinis	OT	Tulane	Chicago Bears		11/01/2016	Terminated (by Club) from Practice Squad	Practice Squad	Free Agent
2016	Jacoby Glenn	CB	Central Florida		Chicago Bears	10/27/2016	Practice Squad	Free Agent	Practice Squad
2016	William Royal	WR	Virginia Tech	Chicago Bears	Chicago Bears	10/26/2016	Activated, from Inactive	Inactive	Active
2016	Jeremy Langford	RB	Michigan State	Chicago Bears	Chicago Bears	10/26/2016	Activated, from Inactive	Inactive	Active
2016	Deiondre' Hall	CB	Northern Iowa	Chicago Bears	Chicago Bears	10/26/2016	Activated, from Inactive	Inactive	Active
2016	Eddie Goldman	NT	Florida State	Chicago Bears	Chicago Bears	10/26/2016	Activated, from Inactive	Inactive	Active
2016	Jay Cutler	QB	Vanderbilt	Chicago Bears	Chicago Bears	10/26/2016	Activated, from Inactive	Inactive	Active
2016	Paula Lasike	RB	Brigham Young	Chicago Bears	Chicago Bears	10/26/2016	Signed, Renegotiated Practice Squad Contract	Practice Squad	Practice Squad
2016	Jacoby Glenn	CB	Central Florida	Chicago Bears		10/26/2016	Terminated Via Waivers, all contracts	Waivers/No Rec.	Free Agent
2016	Josh Sitton	G	Central Florida	Chicago Bears	Chicago Bears	10/26/2016	Activated, from Inactive	Inactive	Active
2016	DeAndre Houston-Carson	S	William & Mary	Chicago Bears	Chicago Bears	10/26/2016	Activated, from Inactive	Inactive	Active
2016	Jacoby Glenn	CB	Central Florida	Chicago Bears	Chicago Bears	10/25/2016	Waived, No Recall	Active	Waivers/No Rec.
2016	Marcel Jensen	TE	Fresno State	Chicago Bears		10/25/2016	Terminated (by Club) from Practice Squad	Practice Squad	Free Agent
2016	Demontre Hurst	CB	Oklahoma		Chicago Bears	10/25/2016	Free Agent Signing	FA (From PS)	Active
2016	Demontre Hurst	CB	Oklahoma	Chicago Bears		10/25/2016	Terminated (by Player) from Practice Squad	PS; Exc	FA (From PS)
2016	David Cobb	RB	Minnesota		Chicago Bears	10/25/2016	Practice Squad	Free Agent	Practice Squad
2016	Arturo Uzdevinis	OT	Tulane		Chicago Bears	10/24/2016	Practice Squad	Free Agent	Practice Squad
2016	Cornelius Edison	C	Portland State	Chicago Bears		10/24/2016	Terminated (by Player) from Practice Squad	Practice Squad	FA (From PS)
2016	Brian Hoyer	QB	Michigan State	Chicago Bears	Chicago Bears	10/24/2016	Reserve/Injured	Active	R/Injured
2016	Cornelius Edison	C	Portland State		Chicago Bears	10/24/2016	Free Agent Signing	FA (From PS)	Active
2016	Joiqee Bell	RB	Wayne State, Mich.	Chicago Bears		10/24/2016	Terminated, Vested Veteran, all contracts	Active	Free Agent
2016	Daniel Brown	TE	James Madison	Baltimore Ravens	Chicago Bears	10/24/2016	Assigned via Waivers	Waivers/No Rec.	Active
2016	Pernell McPhee	LB	Mississippi State	Chicago Bears	Chicago Bears	10/20/2016	Activated, from Reserve	R/PUP	Active
2016	Paula Lasike	RB	Brigham Young	Chicago Bears	Chicago Bears	10/20/2016	Waived, No Recall	Active	Waivers/No Rec.
2016	Jeremy Langford	RB	Michigan State	Chicago Bears	Chicago Bears	10/19/2016	Activated, from Inactive	Inactive	Active
2016	Eddie Goldman	NT	Florida State	Chicago Bears	Chicago Bears	10/19/2016	Activated, from Inactive	Inactive	Active
2016	Leonard Floyd	LB	Georgia	Chicago Bears	Chicago Bears	10/19/2016	Activated, from Inactive	Inactive	Active
2016	Jay Cutler	QB	Vanderbilt	Chicago Bears	Chicago Bears	10/19/2016	Activated, from Inactive	Inactive	Active
2016	Eric Kush	G	California, Pa.	Chicago Bears	Chicago Bears	10/19/2016	Activated, from Inactive	Inactive	Active
2016	DeAndre Houston-Carson	S	William & Mary	Chicago Bears	Chicago Bears	10/19/2016	Activated, from Inactive	Inactive	Active
2016	Deiondre' Hall	CB	Northern Iowa	Chicago Bears	Chicago Bears	10/19/2016	Activated, from Inactive	Inactive	Active
2016	Pernell McPhee	LB	Mississippi State	Chicago Bears	Chicago Bears	10/14/2016	Returned to Practice	R/PUP	R/PUP
2016	Eric Kush	G	California, Pa.	Chicago Bears	Chicago Bears	10/12/2016	Activated, from Inactive	Inactive	Active
2016	Deiondre' Hall	CB	Northern Iowa	Chicago Bears	Chicago Bears	10/12/2016	Activated, from Inactive	Inactive	Active
2016	Eddie Goldman	NT	Florida State	Chicago Bears	Chicago Bears	10/12/2016	Activated, from Inactive	Inactive	Active
2016	Leonard Floyd	LB	Georgia	Chicago Bears	Chicago Bears	10/12/2016	Activated, from Inactive	Inactive	Active
2016	Jay Cutler	QB	Vanderbilt	Chicago Bears	Chicago Bears	10/12/2016	Activated, from Inactive	Inactive	Active
2016	Deon Bush	S	Miami	Chicago Bears	Chicago Bears	10/12/2016	Activated, from Inactive	Inactive	Active
2016	Demontre Hurst	CB	Oklahoma		Chicago Bears	10/12/2016	Practice Squad Exception	Free Agent	PS; Exc
2016	Jeremy Langford	RB	Michigan State	Chicago Bears	Chicago Bears	10/12/2016	Activated, from Inactive	Inactive	Active
2016	Darius Jennings	WR	Virginia		Chicago Bears	10/11/2016	Practice Squad	Free Agent	Practice Squad
2016	DeVante Bausby	CB	Pittsburg State		Chicago Bears	10/11/2016	Free Agent Signing	FA (From PS)	Active
2016	Demontre Hurst	CB	Oklahoma	Chicago Bears		10/11/2016	Terminated Via Waivers, all contracts	Waivers/No Rec.	Free Agent

2016	Rory Anderson	TE	South Carolina	Chicago Bears	Chicago Bears	10/11/2016	Practice Squad; Injured	Practice Squad	Prac Sq.; Inj
2016	De'Vante Bausby	CB	Pittsburg State	Chicago Bears		10/11/2016	Terminated (by Player) from Practice Squad	Practice Squad	FA (From PS)
2016	Demontre Hurst	CB	Oklahoma	Chicago Bears	Chicago Bears	10/10/2016	Waived, No Recall	Active	Waivers/No Rec.
2016	Marcel Jensen	TE	Fresno State		Chicago Bears	10/10/2016	Practice Squad	Free Agent	Practice Squad
2016	Clifford Wilson	DE	East Carolina	Chicago Bears		10/08/2016	Terminated, Vested Veteran, all contracts	Active	Free Agent
2016	Demontre Hurst	CB	Oklahoma	Chicago Bears		10/08/2016	Terminated (by Player) from Practice Squad	PS; Exc	FA (From PS)
2016	Demontre Hurst	CB	Oklahoma		Chicago Bears	10/08/2016	Free Agent Signing	FA (From PS)	Active
2016	Paula Lasike	RB	Brigham Young	Chicago Bears		10/05/2016	Terminated (by Player) from Practice Squad	Practice Squad	FA (From PS)
2016	Kevin White	WR	West Virginia	Chicago Bears	Chicago Bears	10/05/2016	Reserve/Injured	Active	R/Injured
2016	Dominique Mostert	RB	Purdue		Chicago Bears	10/05/2016	Practice Squad Exception	Free Agent	PS; Exc
2016	Danny Trevathan	LB	Kentucky	Chicago Bears	Chicago Bears	10/05/2016	Activated, from Inactive	Inactive	Active
2016	Jeremy Langford	RB	Michigan State	Chicago Bears	Chicago Bears	10/05/2016	Activated, from Inactive	Inactive	Active
2016	Eric Kush	G	California, Pa.	Chicago Bears	Chicago Bears	10/05/2016	Activated, from Inactive	Inactive	Active
2016	Eddie Goldman	NT	Florida State	Chicago Bears	Chicago Bears	10/05/2016	Activated, from Inactive	Inactive	Active
2016	Rory Anderson	TE	South Carolina		Chicago Bears	10/05/2016	Practice Squad	Free Agent	Practice Squad
2016	Ka'Deem Carey	RB	Arizona	Chicago Bears	Chicago Bears	10/05/2016	Activated, from Inactive	Inactive	Active
2016	Deon Bush	S	Miami	Chicago Bears	Chicago Bears	10/05/2016	Activated, from Inactive	Inactive	Active
2016	Paula Lasike	RB	Brigham Young		Chicago Bears	10/05/2016	Free Agent Signing	FA (From PS)	Active
2016	Jay Cutler	QB	Vanderbilt	Chicago Bears	Chicago Bears	10/05/2016	Activated, from Inactive	Inactive	Active
2016	Dominique Mostert	RB	Purdue	Chicago Bears		10/04/2016	Terminated Via Waivers, all contracts	Waivers/No Rec.	Free Agent
2016	Clifford Wilson	DE	East Carolina		Chicago Bears	10/03/2016	Free Agent Signing	Free Agent	Active
2016	Dominique Mostert	RB	Purdue	Chicago Bears	Chicago Bears	10/03/2016	Waived, No Recall	Active	Waivers/No Rec.
2016	Benjamin Braunecker	TE	Harvard		Chicago Bears	10/01/2016	Free Agent Signing	FA (From PS)	Active
2016	Benjamin Braunecker	TE	Harvard	Chicago Bears		10/01/2016	Terminated (by Player) from Practice Squad	Practice Squad	FA (From PS)
2016	Clifford Wilson	DE	East Carolina	Chicago Bears		10/01/2016	Terminated, Vested Veteran, all contracts	Active	Free Agent
2016	Jonathan Anderson	LB	Texas Christian		Chicago Bears	09/29/2016	Practice Squad Exception	Free Agent	PS; Exc
2016	Eric Kush	G	California, Pa.	Chicago Bears	Chicago Bears	09/28/2016	Activated, from Inactive	Inactive	Active
2016	Eddie Goldman	NT	Florida State	Chicago Bears	Chicago Bears	09/28/2016	Activated, from Inactive	Inactive	Active
2016	Jay Cutler	QB	Vanderbilt	Chicago Bears	Chicago Bears	09/28/2016	Activated, from Inactive	Inactive	Active
2016	Ka'Deem Carey	RB	Arizona	Chicago Bears	Chicago Bears	09/28/2016	Activated, from Inactive	Inactive	Active
2016	Bryce Callahan	CB	Rice	Chicago Bears	Chicago Bears	09/28/2016	Activated, from Inactive	Inactive	Active
2016	Clifford Wilson	DE	East Carolina		Chicago Bears	09/28/2016	Free Agent Signing	Free Agent	Active
2016	Joiqee Bell	RB	Wayne State, Mich.		Chicago Bears	09/28/2016	Free Agent Signing	Free Agent	Active
2016	John Timu	LB	Washington		Chicago Bears	09/28/2016	Free Agent Signing	FA (From PS)	Active
2016	John Timu	LB	Washington	Chicago Bears		09/28/2016	Terminated (by Player) from Practice Squad	Practice Squad	FA (From PS)
2016	Danny Trevathan	LB	Kentucky	Chicago Bears	Chicago Bears	09/28/2016	Activated, from Inactive	Inactive	Active
2016	Jonathan Anderson	LB	Texas Christian	Chicago Bears		09/28/2016	Terminated Via Waivers, all contracts	Waivers/No Rec.	Free Agent
2016	Greg Scruggs	TE	Louisville	Chicago Bears		09/28/2016	Terminated Via Waivers, all contracts	Waivers/No Rec.	Free Agent
2016	Kyle Fuller	CB	Virginia Tech	Chicago Bears	Chicago Bears	09/28/2016	Reserve/Injured	Inactive	R/Injured
2016	Greg Scruggs	TE	Louisville	Chicago Bears	Chicago Bears	09/27/2016	Waived, No Recall	Active	Waivers/No Rec.
2016	Jason Weaver	OT	Southern Mississippi	Chicago Bears		09/27/2016	Terminated (by Club) from Practice Squad	Practice Squad	Free Agent
2016	Colin Kelly	OT	Oregon State		Chicago Bears	09/27/2016	Practice Squad	Free Agent	Practice Squad
2016	Jonathan Anderson	LB	Texas Christian	Chicago Bears	Chicago Bears	09/27/2016	Waived, No Recall	Active	Waivers/No Rec.
2016	Matthew Barkley	QB	Southern California		Chicago Bears	09/22/2016	Free Agent Signing	FA (From PS)	Active
2016	Matthew Barkley	QB	Southern California	Chicago Bears		09/22/2016	Terminated (by Player) from Practice Squad	Practice Squad	FA (From PS)
2016	Lamarr Houston	LB	Texas	Chicago Bears	Chicago Bears	09/22/2016	Reserve/Injured	Active	R/Injured
2016	Paula Lasike	RB	Brigham Young		Chicago Bears	09/22/2016	Practice Squad	Free Agent	Practice Squad
2016	Deon Bush	S	Miami	Chicago Bears	Chicago Bears	09/21/2016	Activated, from Inactive	Inactive	Active
2016	Ronald Powell	LB	Florida		Chicago Bears	09/21/2016	Practice Squad Exception	Free Agent	PS; Exc
2016	Cre'von LeBlanc	CB	Florida Atlantic	Chicago Bears	Chicago Bears	09/21/2016	Activated, from Inactive	Inactive	Active
2016	Nicholas Kwiatkoski	LB	West Virginia	Chicago Bears	Chicago Bears	09/21/2016	Activated, from Inactive	Inactive	Active
2016	Eric Kush	G	California, Pa.	Chicago Bears	Chicago Bears	09/21/2016	Activated, from Inactive	Inactive	Active
2016	Kyle Fuller	CB	Virginia Tech	Chicago Bears	Chicago Bears	09/21/2016	Activated, from Inactive	Inactive	Active

Year	Player Name	Pos	Original Team	Chicago Bears	Chicago Bears	Date	Activated, from inactive	Inactive	Active
2016	Cameron Meredith	WR	Illinois State	Chicago Bears	Chicago Bears	09/21/2016	Activated, from Inactive	Inactive	Active
2016	Paula Lasike	RB	Brigham Young	Chicago Bears	Chicago Bears	09/21/2016	Terminated Via Waivers, all contracts	Waivers/No Rec.	Free Agent
2016	Cornelius Washington	DE	Georgia	Chicago Bears	Chicago Bears	09/21/2016	Activated, from Inactive	Inactive	Active
2016	Dominique Mostert	RB	Purdue	Chicago Bears	Chicago Bears	09/21/2016	Terminated (by Player) from Practice Squad	PS; Exc	FA (From PS)
2016	Dominique Mostert	RB	Purdue	Chicago Bears	Chicago Bears	09/21/2016	Free Agent Signing	FA (From PS)	Active
2016	Paula Lasike	RB	Brigham Young	Chicago Bears	Chicago Bears	09/20/2016	Waived, No Recall	Active	Waivers/No Rec.
2016	Jimmy Staten	DE	Middle Tennessee	Chicago Bears	Chicago Bears	09/14/2016	Practice Squad	Free Agent	Practice Squad
2016	Cre'von LeBlanc	CB	Florida Atlantic	Chicago Bears	Chicago Bears	09/14/2016	Activated, from Inactive	Inactive	Active
2016	Nicholas Kwiatkoski	LB	West Virginia	Chicago Bears	Chicago Bears	09/14/2016	Activated, from Inactive	Inactive	Active
2016	Eric Kush	G	California, Pa.	Chicago Bears	Chicago Bears	09/14/2016	Activated, from Inactive	Inactive	Active
2016	Kyle Fuller	CB	Virginia Tech	Chicago Bears	Chicago Bears	09/14/2016	Activated, from Inactive	Inactive	Active
2016	Deon Bush	S	Miami	Chicago Bears	Chicago Bears	09/14/2016	Activated, from Inactive	Inactive	Active
2016	William Sutton	NT	Arizona State	Chicago Bears	Chicago Bears	09/14/2016	Activated, from Inactive	Inactive	Active
2016	Cameron Meredith	WR	Illinois State	Chicago Bears	Chicago Bears	09/14/2016	Activated, from Inactive	Inactive	Active
2016	Laurence Gibson	OT	Virginia Tech	Chicago Bears	Chicago Bears	09/13/2016	Terminated (by Club) from Practice Squad	Practice Squad	Free Agent
2016	Dominique Mostert	RB	Purdue	Chicago Bears	Chicago Bears	09/13/2016	Practice Squad Exception	Free Agent	PS; Exc
2016	Senorise Perry	RB	Louisville	Chicago Bears	Chicago Bears	09/13/2016	Terminated (by Club) from Practice Squad	PS; Exc	Free Agent
2016	Laurence Gibson	OT	Virginia Tech	Chicago Bears	Chicago Bears	09/07/2016	Practice Squad	Free Agent	Practice Squad
2016	Kyle Long	G	Oregon	Chicago Bears	Chicago Bears	09/07/2016	Signed, Renegotiated Contract (pd-->pd)	Active	Active
2016	Khari Lee	TE	Bowie State	Chicago Bears	Chicago Bears	09/06/2016	Claimed	Waivers/No Rec.	Waivers/No Rec.
2016	Demontre Hurst	S	Oklahoma	Chicago Bears	Chicago Bears	09/06/2016	Practice Squad Exception	Free Agent	PS; Exc
2016	Cornelius Edison	C	Portland State	Chicago Bears	Chicago Bears	09/06/2016	Practice Squad	Free Agent	Practice Squad
2016	Khari Lee	TE	Bowie State	Chicago Bears	Detroit Lions	09/06/2016	Assigned via Waivers	Waivers/No Rec.	Active
2016	Matthew Barkley	QB	Southern California	Chicago Bears	Chicago Bears	09/05/2016	Practice Squad	Free Agent	Practice Squad
2016	Josh Sitton	G	Central Florida	Chicago Bears	Chicago Bears	09/05/2016	Free Agent Signing	Free Agent	Active
2016	Logan Paulsen	TE	UCLA	Chicago Bears	Chicago Bears	09/05/2016	Free Agent Signing	Free Agent	Active
2016	Aminiasi Silatolu	G	Midwestern State	Chicago Bears	Chicago Bears	09/05/2016	Terminated, Vested Veteran, all contracts	Active	Free Agent
2016	Robbie Gould	K	Penn State	Chicago Bears	Chicago Bears	09/05/2016	Terminated, Vested Veteran, all contracts	Active	Free Agent
2016	Aaron Brewer	C	San Diego State	Chicago Bears	Chicago Bears	09/05/2016	Terminated, Vested Veteran, all contracts	Active	Free Agent
2016	Patrick Scales	C	Utah State	Chicago Bears	Chicago Bears	09/05/2016	Free Agent Signing	Free Agent	Active
2016	Khari Lee	TE	Bowie State	Chicago Bears	Chicago Bears	09/05/2016	Waived, No Recall	Active	Waivers/No Rec.
2016	Cornelius Edison	C	Portland State	Chicago Bears	Chicago Bears	09/05/2016	Terminated Via Waivers, all contracts	Waivers/No Rec.	Free Agent
2016	Demontre Hurst	S	Oklahoma	Chicago Bears	Chicago Bears	09/05/2016	Terminated Via Waivers, all contracts	Waivers/No Rec.	Free Agent
2016	Connor Barth	K	North Carolina	Chicago Bears	Chicago Bears	09/05/2016	Free Agent Signing	Free Agent	Active
2016	Taveze Calhoun	CB	Mississippi State	Chicago Bears	Chicago Bears	09/04/2016	Terminated Via Waivers, all contracts	Waivers/No Rec.	Free Agent
2016	Jason Weaver	OT	Southern Mississippi	Chicago Bears	Chicago Bears	09/04/2016	Practice Squad	Free Agent	Practice Squad
2016	Daniel Braverman	WR	Western Michigan	Chicago Bears	Chicago Bears	09/04/2016	Practice Squad	Free Agent	Practice Squad
2016	Benjamin Braunecker	TE	Harvard	Chicago Bears	Chicago Bears	09/04/2016	Practice Squad	Free Agent	Practice Squad
2016	De'Vante Bausby	CB	Pittsburg State	Chicago Bears	Chicago Bears	09/04/2016	Practice Squad	Free Agent	Practice Squad
2016	Demontre Hurst	S	Oklahoma	Chicago Bears	Chicago Bears	09/04/2016	Waived, No Recall	Active	Waivers/No Rec.
2016	Senorise Perry	RB	Louisville	Chicago Bears	Chicago Bears	09/04/2016	Practice Squad Exception	Free Agent	PS; Exc
2016	Eric Kush	G	California, Pa.	St. Louis Rams	Chicago Bears	09/04/2016	Assigned via Waivers	Waivers/No Rec.	Active
2016	Cre'von LeBlanc	CB	Florida Atlantic	New England Patriots	Chicago Bears	09/04/2016	Assigned via Waivers	Waivers/No Rec.	Active
2016	Danny Mason	LB	Texas A&M-Commerce	Chicago Bears	Chicago Bears	09/04/2016	Reserve/Injured	Waivers/Injured	R/Injured
2016	Ego Ferguson	DE	Louisiana State	Chicago Bears	Chicago Bears	09/04/2016	Reserve/Injured	Waivers/Injured	R/Injured
2016	Kevin Peterson	CB	Oklahoma State	Chicago Bears	Chicago Bears	09/04/2016	Terminated Via Waivers, all contracts	Waivers/No Rec.	Free Agent
2016	John Timu	LB	Washington	Chicago Bears	Chicago Bears	09/04/2016	Practice Squad	Free Agent	Practice Squad
2016	Benjamin Braunecker	TE	Harvard	Chicago Bears	Chicago Bears	09/04/2016	Terminated Via Waivers, all contracts	Waivers/No Rec.	Free Agent
2016	De'Vante Bausby	CB	Pittsburg State	Chicago Bears	Chicago Bears	09/04/2016	Terminated Via Waivers, all contracts	Waivers/No Rec.	Free Agent
2016	John Timu	LB	Washington	Chicago Bears	Chicago Bears	09/04/2016	Terminated Via Waivers, all contracts	Waivers/No Rec.	Free Agent
2016	David Fales	QB	San Jose State	Chicago Bears	Chicago Bears	09/04/2016	Terminated Via Waivers, all contracts	Waivers/No Rec.	Free Agent
2016	Bruce Daniels	WR	South Florida	Chicago Bears	Chicago Bears	09/04/2016	Terminated Via Waivers, all contracts	Waivers/No Rec.	Free Agent
2016	Patrick Scales	C	Utah State	Chicago Bears	Chicago Bears	09/04/2016	Terminated Via Waivers, all contracts	Waivers/No Rec.	Free Agent

2016	Patrick Scales	C	Utah State	Chicago Bears		09/04/2016	Terminated via waivers, all contracts	Waivers/No Rec.	Free Agent
2016	Daniel Braverman	WR	Western Michigan	Chicago Bears		09/04/2016	Terminated Via Waivers, all contracts	Waivers/No Rec.	Free Agent
2016	Terry Williams	NT	East Carolina	Chicago Bears		09/04/2016	Terminated Via Waivers, all contracts	Waivers/No Rec.	Free Agent
2016	Jason Weaver	OT	Southern Mississippi	Chicago Bears		09/04/2016	Terminated Via Waivers, all contracts	Waivers/No Rec.	Free Agent
2016	Khaled Holmes	C	Southern California	Chicago Bears		09/04/2016	Terminated Via Waivers, all contracts	Waivers/No Rec.	Free Agent
2016	Cornelius Edison	C	Portland State	Chicago Bears	Chicago Bears	09/04/2016	Waived, No Recall	Active	Waivers/No Rec.
2016	Brandon Boykin	CB	Georgia	Chicago Bears	Chicago Bears	09/03/2016	Moved to Reserve/Injured	R/I; VV; NOT 90	R/Injured
2016	Nicholas Becton	OT	Virginia Tech	Chicago Bears	Chicago Bears	09/03/2016	Moved to Reserve/Injured	R/I-W/I; Not 90	R/Injured
2016	Garry Williams	OT	Kentucky	Chicago Bears		09/03/2016	Terminated, Vested Veteran, all contracts	Active	Free Agent
2016	Shelley Smith	G	Colorado State	Chicago Bears		09/03/2016	Terminated, Vested Veteran, all contracts	Active	Free Agent
2016	Jacquizz Rodgers	RB	Oregon State	Chicago Bears		09/03/2016	Terminated, Vested Veteran, all contracts	Active	Free Agent
2016	Anthony Moeaki	TE	Iowa	Chicago Bears		09/03/2016	Terminated, Vested Veteran, all contracts	Active	Free Agent
2016	Marc Mariani	WR	Montana	Chicago Bears		09/03/2016	Terminated, Vested Veteran, all contracts	Active	Free Agent
2016	Robert Housler	TE	Florida Atlantic	Chicago Bears		09/03/2016	Terminated, Vested Veteran, all contracts	Active	Free Agent
2016	Marquess Wilson	WR	Washington State	Chicago Bears	Chicago Bears	09/03/2016	Reserve/Physically Unable to Perform	Active/PUP	R/PUP
2016	Pernell McPhee	LB	Mississippi State	Chicago Bears	Chicago Bears	09/03/2016	Reserve/Physically Unable to Perform	Active/PUP	R/PUP
2016	Danny Mason	LB	Texas A&M-Commerce	Chicago Bears	Chicago Bears	09/03/2016	Waived, Injured	Active	Waivers/Injured
2016	Ego Ferguson	DE	Louisiana State	Chicago Bears	Chicago Bears	09/03/2016	Waived, Injured	Active	Waivers/Injured
2016	Terry Williams	NT	East Carolina	Chicago Bears	Chicago Bears	09/03/2016	Waived, No Recall	Active	Waivers/No Rec.
2016	Jason Weaver	OT	Southern Mississippi	Chicago Bears	Chicago Bears	09/03/2016	Waived, No Recall	Active	Waivers/No Rec.
2016	John Timu	LB	Washington	Chicago Bears	Chicago Bears	09/03/2016	Waived, No Recall	Active	Waivers/No Rec.
2016	Patrick Scales	C	Utah State	Chicago Bears	Chicago Bears	09/03/2016	Waived, No Recall	Active	Waivers/No Rec.
2016	Kevin Peterson	CB	Oklahoma State	Chicago Bears	Chicago Bears	09/03/2016	Waived, No Recall	Active	Waivers/No Rec.
2016	Khaled Holmes	C	Southern California	Chicago Bears	Chicago Bears	09/03/2016	Waived, No Recall	Active	Waivers/No Rec.
2016	David Fales	QB	San Jose State	Chicago Bears	Chicago Bears	09/03/2016	Waived, No Recall	Active	Waivers/No Rec.
2016	Bruce Daniels	WR	South Florida	Chicago Bears	Chicago Bears	09/03/2016	Waived, No Recall	Active	Waivers/No Rec.
2016	Taveze Calhoun	CB	Mississippi State	Chicago Bears	Chicago Bears	09/03/2016	Waived, No Recall	Active	Waivers/No Rec.
2016	Daniel Braverman	WR	Western Michigan	Chicago Bears	Chicago Bears	09/03/2016	Waived, No Recall	Active	Waivers/No Rec.
2016	Benjamin Braunecker	TE	Harvard	Chicago Bears	Chicago Bears	09/03/2016	Waived, No Recall	Active	Waivers/No Rec.
2016	De'Vante Bausby	CB	Pittsburg State	Chicago Bears	Chicago Bears	09/03/2016	Waived, No Recall	Active	Waivers/No Rec.
2016	K'Waun Williams	CB	Pittsburgh	Chicago Bears		09/02/2016	Terminated Via Waivers, all contracts	Waivers/No Rec.	Free Agent
2016	Kevin Peterson	CB	Oklahoma State		Chicago Bears	09/01/2016	Free Agent Signing	Free Agent	Active
2016	K'Waun Williams	CB	Pittsburgh	Chicago Bears	Chicago Bears	09/01/2016	Waived, Failed Physical	Active	Waivers/No Rec.
2016	Jarrett Grace	LB	Notre Dame	Chicago Bears		08/31/2016	Terminated Via Waivers, all contracts	Waivers/No Rec.	Free Agent
2016	Kevin Peterson	CB	Oklahoma State	Chicago Bears		08/31/2016	Terminated Via Waivers, all contracts	Waivers/No Rec.	Free Agent
2016	Lamin Barrow	LB	Louisiana State	Chicago Bears	Chicago Bears	08/31/2016	Reserve/Injured	Waivers/Injured	R/Injured
2016	Kieren Duncan	WR	Colorado State-Pueblo	Chicago Bears		08/30/2016	Terminated Via Waivers, all contracts	Waivers/No Rec.	Free Agent
2016	Lamin Barrow	LB	Louisiana State	Chicago Bears	Chicago Bears	08/30/2016	Waived, Injured	Active	Waivers/Injured
2016	Connor Shaw	QB	South Carolina	Chicago Bears	Chicago Bears	08/30/2016	Reserve/Injured	Active	R/Injured
2016	Hroniss Grasu	C	Oregon	Chicago Bears	Chicago Bears	08/30/2016	Reserve/Injured	Active	R/Injured
2016	Gannon Sinclair	TE	Missouri State	Chicago Bears		08/30/2016	Terminated Via Waivers, all contracts	Waivers/No Rec.	Free Agent
2016	Senorise Perry	RB	Louisville	Chicago Bears		08/30/2016	Terminated Via Waivers, all contracts	Waivers/No Rec.	Free Agent
2016	Martin Wallace	G	Temple	Chicago Bears		08/30/2016	Terminated Via Waivers, all contracts	Waivers/No Rec.	Free Agent
2016	Keith Browner	DE	California	Chicago Bears		08/30/2016	Terminated Via Waivers, all contracts	Waivers/No Rec.	Free Agent
2016	Roy Robertson-Harris	LB	Texas-El Paso	Chicago Bears	Chicago Bears	08/30/2016	Reserve/Non-Football Illness	Active	R/NFIL
2016	Darrin Peterson	WR	Liberty	Chicago Bears		08/30/2016	Terminated Via Waivers, all contracts	Waivers/No Rec.	Free Agent
2016	John Kling	OT	Buffalo	Chicago Bears		08/30/2016	Terminated Via Waivers, all contracts	Waivers/No Rec.	Free Agent
2016	Derek Keaton	WR	Georgia Southern	Chicago Bears		08/30/2016	Terminated Via Waivers, all contracts	Waivers/No Rec.	Free Agent
2016	Joel Ross	CB	Appalachian State	Chicago Bears		08/30/2016	Terminated Via Waivers, all contracts	Waivers/No Rec.	Free Agent
2016	Kevin Peterson	CB	Oklahoma State	Chicago Bears	Chicago Bears	08/30/2016	Waived, No Recall	Active	Waivers/No Rec.
2016	Jarrett Grace	LB	Notre Dame	Chicago Bears	Chicago Bears	08/30/2016	Waived, No Recall	Active	Waivers/No Rec.
2016	K'Waun Williams	CB	Pittsburgh	Cleveland Browns	Chicago Bears	08/30/2016	Assigned via Waivers	Waivers/No Rec.	Active
2016	Gannon Sinclair	TE	Missouri State	Chicago Bears	Chicago Bears	08/29/2016	Waived, No Recall	Active	Waivers/No Rec.

2016	Darrel Young	RB	Villanova	Chicago Bears		08/29/2016	Terminated, Vested Veteran, all contracts	Active	Free Agent
2016	Darrin Peterson	WR	Liberty	Chicago Bears	Chicago Bears	08/29/2016	Waived, No Recall	Active	Waivers/No Rec.
2016	Senorise Perry	RB	Louisville	Chicago Bears	Chicago Bears	08/29/2016	Waived, No Recall	Active	Waivers/No Rec.
2016	John Kling	OT	Buffalo	Chicago Bears	Chicago Bears	08/29/2016	Waived, No Recall	Active	Waivers/No Rec.
2016	Derek Keaton	WR	Georgia Southern	Chicago Bears	Chicago Bears	08/29/2016	Waived, No Recall	Active	Waivers/No Rec.
2016	Kieren Duncan	WR	Colorado State-Pueblo	Chicago Bears	Chicago Bears	08/29/2016	Waived, No Recall	Active	Waivers/No Rec.
2016	Keith Browner	DE	California	Chicago Bears	Chicago Bears	08/29/2016	Waived, No Recall	Active	Waivers/No Rec.
2016	Martin Wallace	G	Temple	Chicago Bears	Chicago Bears	08/29/2016	Waived, No Recall	Active	Waivers/No Rec.
2016	Joel Ross	CB	Appalachian State	Chicago Bears	Chicago Bears	08/29/2016	Waived, No Recall	Active	Waivers/No Rec.
2016	Donovan Williams	G	Louisiana-Lafayette	Chicago Bears	Chicago Bears	08/15/2016	Claimed	Waivers/No Rec.	Waivers/No Rec.
2016	Daniel Buchholz	C	Duquesne	Chicago Bears		08/15/2016	Terminated Via Waivers, all contracts	Waivers/No Rec.	Free Agent
2016	Donovan Williams	G	Louisiana-Lafayette	Chicago Bears	Indianapolis Colts	08/15/2016	Assigned via Waivers	Waivers/No Rec.	Active
2016	Donovan Williams	G	Louisiana-Lafayette	Chicago Bears	Chicago Bears	08/13/2016	Waived, No Recall	Active	Waivers/No Rec.
2016	Daniel Buchholz	C	Duquesne	Chicago Bears	Chicago Bears	08/13/2016	Waived, No Recall	Active	Waivers/No Rec.
2016	Shelley Smith	G	Colorado State	Chicago Bears	Chicago Bears	08/13/2016	Free Agent Signing	Free Agent	Active
2016	Khaled Holmes	C	Southern California	Chicago Bears	Chicago Bears	08/13/2016	Free Agent Signing	Free Agent	Active
2016	Nicholas Becton	OT	Virginia Tech	Chicago Bears	Chicago Bears	08/11/2016	Reserve/Injured from Waived/Injured; Not Against 90	W/I; Prior 75	R/I-W/I; Not 90
2016	Michael Adams	OT	Ohio State	Chicago Bears	Chicago Bears	08/10/2016	Free Agent Signing	Free Agent	Active
2016	Marquis Jackson	DE	Portland State	Chicago Bears	Chicago Bears	08/10/2016	Terminated Via Waivers, all contracts	Waivers/No Rec.	Free Agent
2016	Nicholas Becton	OT	Virginia Tech	Chicago Bears	Chicago Bears	08/10/2016	Waived, Injured, Prior to Cut to 75	Active	W/I; Prior 75
2016	Marquis Jackson	DE	Portland State	Chicago Bears	Chicago Bears	08/09/2016	Waived, Injury Settlement	R/I-W/I; Not 90	Waivers/No Rec.
2016	Marquis Jackson	DE	Portland State	Chicago Bears	Chicago Bears	08/05/2016	Reserve/Injured from Waived/Injured; Not Against 90	W/I; Prior 75	R/I-W/I; Not 90
2016	Joseph Sommers	TE	Wisconsin-Oshkosh	Chicago Bears	Chicago Bears	08/05/2016	Terminated Via Waivers, all contracts	Waivers/No Rec.	Free Agent
2016	Adrian Bellard	OT	Texas State	Chicago Bears	Chicago Bears	08/05/2016	Terminated Via Waivers, all contracts	Waivers/No Rec.	Free Agent
2016	Joel Ross	CB	Appalachian State	Chicago Bears	Chicago Bears	08/04/2016	Free Agent Signing	Free Agent	Active
2016	Marquis Jackson	DE	Portland State	Chicago Bears	Chicago Bears	08/04/2016	Waived, Injured, Prior to Cut to 75	Active	W/I; Prior 75
2016	Aminiasi Silatolu	G	Midwestern State	Chicago Bears	Chicago Bears	08/04/2016	Passed Physical	Active/PUP	Active
2016	Joseph Sommers	TE	Wisconsin-Oshkosh	Chicago Bears	Chicago Bears	08/04/2016	Waived, No Recall	Active	Waivers/No Rec.
2016	Darrel Young	RB	Villanova	Chicago Bears	Chicago Bears	08/04/2016	Free Agent Signing	Free Agent	Active
2016	Brandon Boykin	CB	Georgia	Chicago Bears	Chicago Bears	08/04/2016	Reserve/Injured; Prior to Cut to 75	Active	R/I; VV; NOT 90
2016	Danny Mason	LB	Texas A&M-Commerce	Chicago Bears	Chicago Bears	08/04/2016	Free Agent Signing	Free Agent	Active
2016	Adrian Bellard	OT	Texas State	Chicago Bears	Chicago Bears	08/04/2016	Waived, Injury Settlement	Active	Waivers/No Rec.
2016	Garry Williams	OT	Kentucky	Chicago Bears	Chicago Bears	08/04/2016	Free Agent Signing	Free Agent	Active
2016	Benjamin LeCompte	P	North Dakota State	Chicago Bears	Chicago Bears	07/30/2016	Waived, No Recall	Active	Waivers/No Rec.
2016	Daniel Buchholz	C	Duquesne	Chicago Bears	Chicago Bears	07/30/2016	Free Agent Signing	Free Agent	Active
2016	Willie Young	LB	North Carolina State	Chicago Bears	Chicago Bears	07/30/2016	Signed, Renegotiated Contract (pd-->pd)	Active	Active
2016	Aminiasi Silatolu	G	Midwestern State	Chicago Bears	Chicago Bears	07/28/2016	Declared Physically Unable to Perform	Active	Active/PUP
2016	Pernell McPhee	LB	Mississippi State	Chicago Bears	Chicago Bears	07/28/2016	Declared Physically Unable to Perform	Active	Active/PUP
2016	Bruce Daniels	WR	South Florida	Chicago Bears	Chicago Bears	07/28/2016	Free Agent Signing	Free Agent	Active
2016	Brandon Boykin	CB	Georgia	Chicago Bears	Chicago Bears	07/28/2016	Free Agent Signing	Free Agent	Active
2016	Marquess Wilson	WR	Washington State	Chicago Bears	Chicago Bears	07/28/2016	Declared Physically Unable to Perform	Active	Active/PUP
2016	Nate Chandler	OT	UCLA	Chicago Bears	Chicago Bears	07/23/2016	Reserve/Retired	Active	R/Retired
2016	Charles Tillman	CB	Louisiana-Lafayette	Chicago Bears	Chicago Bears	07/23/2016	Reserve/Retired	Active	R/Retired
2016	Charles Tillman	CB	Louisiana-Lafayette	Chicago Bears	Chicago Bears	07/22/2016	Free Agent Signing	Free Agent	Active
2016	Omar Bolden	S	Arizona State	Chicago Bears	Chicago Bears	07/22/2016	Terminated, Vested Veteran, all contracts	Active	Free Agent
2016	Dalyn Williams	QB	Dartmouth	Chicago Bears	Chicago Bears	07/21/2016	Terminated Via Waivers, all contracts	Waivers/No Rec.	Free Agent
2016	Dalyn Williams	QB	Dartmouth	Chicago Bears	Chicago Bears	07/20/2016	Waived, No Recall	Active	Waivers/No Rec.
2016	Aminiasi Silatolu	G	Midwestern State	Chicago Bears	Chicago Bears	07/20/2016	Free Agent Signing	Free Agent	Active
2016	Connor Shaw	QB	South Carolina	Cleveland Browns	Chicago Bears	07/01/2016	Assigned via Waivers	Waivers/No Rec.	Active
2016	Kenton Adeyemi	DT	Connecticut	Chicago Bears	Chicago Bears	06/17/2016	Terminated Via Waivers, all contracts	Waivers/No Rec.	Free Agent
2016	Don Cherry	LB	Villanova	Chicago Bears	Chicago Bears	06/17/2016	Terminated Via Waivers, all contracts	Waivers/No Rec.	Free Agent
2016	Marquis Jackson	DE	Portland State	Chicago Bears	Chicago Bears	06/16/2016	Free Agent Signing	Free Agent	Active
2016	Don Cherry	LB	Villanova	Chicago Bears	Chicago Bears	06/16/2016	Waived, No Recall	Active	Waivers/No Rec.

2016	Kenton Adeyemi	DT	Connecticut	Chicago Bears	Chicago Bears	06/16/2016	Waived, No Recall	Active	Waivers/No Rec.
2016	Anthony Moeaki	TE	Iowa		Chicago Bears	06/16/2016	Free Agent Signing	Free Agent	Active
2016	Jonathan Bullard	DE	Florida	Chicago Bears	Chicago Bears	06/06/2016	Selection List Signing	R/Drft; Unsign	Active
2016	Nate Chandler	OT	UCLA		Chicago Bears	06/03/2016	Free Agent Signing	Free Agent	Active
2016	Olutayo Fabuluje	OT	Texas Christian	Chicago Bears		06/02/2016	Terminated Via Waivers, all contracts	Waivers/No Rec.	Free Agent
2016	Olutayo Fabuluje	OT	Texas Christian	Chicago Bears	Chicago Bears	06/01/2016	Waived, No Recall	Active	Waivers/No Rec.
2016	Leonard Floyd	LB	Georgia	Chicago Bears	Chicago Bears	05/31/2016	Selection List Signing	R/Drft; Unsign	Active
2016	Danny Mason	LB	Texas A&M-Commerce	Chicago Bears		05/26/2016	Terminated Via Waivers, all contracts	Waivers/No Rec.	Free Agent
2016	Danny Mason	LB	Texas A&M-Commerce	Chicago Bears	Chicago Bears	05/25/2016	Waived, No Recall	Active	Waivers/No Rec.
2016	Jarrett Grace	LB	Notre Dame		Chicago Bears	05/25/2016	Free Agent Signing		Active
2016	Dan Buchholz	C	Duquesne	Chicago Bears		05/17/2016	Terminated Via Waivers, all contracts	Waivers/No Rec.	Free Agent
2016	Bruce Gaston	DT	Purdue	Chicago Bears		05/17/2016	Terminated Via Waivers, all contracts	Waivers/No Rec.	Free Agent
2016	Nathan Palmer	WR	Northern Illinois	Chicago Bears		05/17/2016	Terminated Via Waivers, all contracts	Waivers/No Rec.	Free Agent
2016	Marcus Lucas	WR	Missouri	Chicago Bears	Carolina Panthers	05/17/2016	Assigned via Waivers	Waivers/No Rec.	Active
2016	Marcus Lucas	WR	Missouri	Chicago Bears	Chicago Bears	05/17/2016	Claimed	Waivers/No Rec.	Waivers/No Rec.
2016	Kieren Duncan	WR	Colorado State-Pueblo		Chicago Bears	05/16/2016	Free Agent Signing		Active
2016	Benjamin LeCompte	P	North Dakota State		Chicago Bears	05/16/2016	Free Agent Signing		Active
2016	Nathan Palmer	WR	Northern Illinois	Chicago Bears	Chicago Bears	05/16/2016	Waived, No Recall	Active	Waivers/No Rec.
2016	Marcus Lucas	WR	Missouri	Chicago Bears	Chicago Bears	05/16/2016	Waived, No Recall	Active	Waivers/No Rec.
2016	Bruce Gaston	DT	Purdue	Chicago Bears	Chicago Bears	05/16/2016	Waived, No Recall	Active	Waivers/No Rec.
2016	Dan Buchholz	C	Duquesne	Chicago Bears	Chicago Bears	05/16/2016	Waived, No Recall	Active	Waivers/No Rec.
2016	Donovan Williams	G	Louisiana-Lafayette		Chicago Bears	05/16/2016	Free Agent Signing		Active
2016	Kenton Adeyemi	DT	Connecticut		Chicago Bears	05/16/2016	Free Agent Signing		Active
2016	Anthony Jefferson	S	UCLA	Chicago Bears		05/13/2016	Terminated Via Waivers, all contracts	Waivers/No Rec.	Free Agent
2016	Adrian Bellard	OT	Texas State		Chicago Bears	05/12/2016	Free Agent Signing		Active
2016	Anthony Jefferson	S	UCLA	Chicago Bears	Chicago Bears	05/12/2016	Waived, No Recall	Active	Waivers/No Rec.
2016	Ryan Mundy	S	West Virginia	Chicago Bears		05/11/2016	Not Asked to Re-Sign	R/UFA	Free Agent
2016	Jerald Martin	S	Troy	Chicago Bears		05/11/2016	Not Asked to Re-Sign	R/UFA	Free Agent
2016	Vladimir Ducasse	G	Massachusetts	Chicago Bears		05/11/2016	Not Asked to Re-Sign	R/UFA	Free Agent
2016	Alan Ball	CB	Illinois	Chicago Bears		05/11/2016	Not Asked to Re-Sign	R/UFA	Free Agent
2016	Will Montgomery	C	Virginia Tech	Chicago Bears		05/11/2016	Not Asked to Re-Sign	R/UFA	Free Agent
2016	Darrin Peterson	WR	Liberty		Chicago Bears	05/09/2016	Free Agent Signing		Active
2016	Kevin Peterson	CB	Oklahoma State		Chicago Bears	05/09/2016	Free Agent Signing		Active
2016	Nicholas Kwiatkoski	LB	West Virginia	Chicago Bears	Chicago Bears	05/09/2016	Selection List Signing	R/Drft; Unsign	Active
2016	Jordan Howard	RB	Indiana	Chicago Bears	Chicago Bears	05/09/2016	Selection List Signing	R/Drft; Unsign	Active
2016	DeAndre Houston-Carson	DB	William & Mary	Chicago Bears	Chicago Bears	05/09/2016	Selection List Signing	R/Drft; Unsign	Active
2016	Deiondre' Hall	DB	Northern Iowa	Chicago Bears	Chicago Bears	05/09/2016	Selection List Signing	R/Drft; Unsign	Active
2016	Deon Bush	DB	Miami	Chicago Bears	Chicago Bears	05/09/2016	Selection List Signing	R/Drft; Unsign	Active
2016	Daniel Braverman	WR	Western Michigan	Chicago Bears	Chicago Bears	05/09/2016	Selection List Signing	R/Drft; Unsign	Active
2016	Cody Whitehair	G	Kansas State	Chicago Bears	Chicago Bears	05/09/2016	Selection List Signing	R/Drft; Unsign	Active
2016	Joseph Sommers	TE	Wisconsin-Oshkosh		Chicago Bears	05/06/2016	Free Agent Signing		Active
2016	Roy Robertson-Harris	LB	Texas-El Paso		Chicago Bears	05/06/2016	Free Agent Signing		Active
2016	John Kling	OT	Buffalo		Chicago Bears	05/06/2016	Free Agent Signing		Active
2016	Derek Keaton	WR	Georgia Southern		Chicago Bears	05/06/2016	Free Agent Signing		Active
2016	Don Cherry	LB	Villanova		Chicago Bears	05/06/2016	Free Agent Signing		Active
2016	Taveze Calhoun	CB	Mississippi State		Chicago Bears	05/06/2016	Free Agent Signing		Active
2016	Dan Buchholz	C	Duquesne		Chicago Bears	05/06/2016	Free Agent Signing		Active
2016	Benjamin Braunecker	TE	Harvard		Chicago Bears	05/06/2016	Free Agent Signing		Active
2016	D'Anthony Smith	DT	Louisiana Tech	Chicago Bears		05/02/2016	Terminated, Vested Veteran, all contracts	Active	Free Agent
2016	Matthew Slauson	C	Nebraska	Chicago Bears		05/02/2016	Terminated, Vested Veteran, all contracts	Active	Free Agent
2016	Brian Hoyer	QB	Michigan State		Chicago Bears	05/02/2016	Free Agent Signing	Free Agent	Active
2016	Antrel Rolle	S	Miami	Chicago Bears		05/02/2016	Terminated, Vested Veteran, all contracts	Active	Free Agent
2016	Josh Bellamy	WR	Louisville	Chicago Bears	Chicago Bears	04/18/2016	Exclusive Rights Signing	R/Exc. Rights	Active

2016	Theodore Larsen	G	North Carolina State	Arizona Cardinals	Chicago Bears	04/05/2016	Unrestricted Free Agent Signing	R/UFA	Active
2016	Omar Bolden	S	Arizona State	Denver Broncos	Chicago Bears	04/01/2016	Unrestricted Free Agent Signing	R/UFA	Active
2016	Deonte Thompson	WR	Florida		Chicago Bears	03/31/2016	Free Agent Signing	Free Agent	Active
2016	Jarvis Jenkins	DE	Clemson	Chicago Bears	New York Jets	03/30/2016	Unrestricted Free Agent Signing	R/UFA	Active
2016	Manuel Ramirez	G	Texas Tech	Detroit Lions	Chicago Bears	03/30/2016	Unrestricted Free Agent Signing	R/UFA	Active
2016	Samuel Acho	LB	Texas	Chicago Bears	Chicago Bears	03/29/2016	Unrestricted Free Agent Signing	R/UFA	Active
2016	Christopher Prosinski	S	Wyoming	Chicago Bears	Chicago Bears	03/28/2016	Unrestricted Free Agent Signing	R/UFA	Active
2016	Tracy Porter	CB	Indiana	Chicago Bears	Chicago Bears	03/24/2016	Unrestricted Free Agent Signing	R/UFA	Active
2016	Shea McClellin	LB	Boise State	Chicago Bears	New England Patriots	03/18/2016	Unrestricted Free Agent Signing	R/UFA	Active
2016	Marc Mariani	WR	Montana	Chicago Bears	Chicago Bears	03/17/2016	Unrestricted Free Agent Signing	R/UFA	Active
2016	Martellus Bennett	TE	Texas A&M	Chicago Bears	New England Patriots	03/17/2016	Traded	Active	Active
2016	Aaron Brewer	C	San Diego State		Chicago Bears	03/16/2016	Free Agent Signing	Free Agent	Active
2016	Mitchell Unrein	DT	Wyoming	Chicago Bears	Chicago Bears	03/16/2016	Unrestricted Free Agent Signing	R/UFA	Active
2016	Zachary Miller	TE	Nebraska-Omaha	Chicago Bears	Chicago Bears	03/15/2016	Unrestricted Free Agent Signing	R/UFA	Active
2016	Robert Housler	TE	Florida Atlantic	Chicago Bears	Chicago Bears	03/14/2016	Unrestricted Free Agent Signing	R/UFA	Active
2016	Akiem Hicks	DE	Regina, Can.	New England Patriots	Chicago Bears	03/14/2016	Unrestricted Free Agent Signing	R/UFA	Active
2016	Jerrell Freeman	LB	Mary Hardin-Baylor	Indianapolis Colts	Chicago Bears	03/13/2016	Unrestricted Free Agent Signing	R/UFA	Active
2016	Sherrick McManis	CB	Northwestern	Chicago Bears	Chicago Bears	03/11/2016	Unrestricted Free Agent Signing	R/UFA	Active
2016	Matthew Forte	RB	Tulane	Chicago Bears	New York Jets	03/11/2016	Unrestricted Free Agent Signing	R/UFA	Active
2016	Danny Trevathan	LB	Kentucky	Denver Broncos	Chicago Bears	03/10/2016	Unrestricted Free Agent Signing	R/UFA	Active
2016	Bobby Massie	OT	Mississippi	Arizona Cardinals	Chicago Bears	03/10/2016	Unrestricted Free Agent Signing	R/UFA	Active
2016	Jermon Bushrod	OT	Towson	Chicago Bears		02/16/2016	Terminated, Vested Veteran, Failed Physical	Active	Free Agent
2016	Keith Browner	DE	California		Chicago Bears	01/11/2016	Reserve/Future	Free Agent	Reserve/Future
2016	Martin Wallace	G	Temple	Chicago Bears	Chicago Bears	01/05/2016	Reserve/Future	Practice Squad	Reserve/Future
2016	Gannon Sinclair	TE	Missouri State	Chicago Bears	Chicago Bears	01/05/2016	Reserve/Future	Practice Squad	Reserve/Future
2016	Nathan Palmer	WR	Northern Illinois	Chicago Bears	Chicago Bears	01/05/2016	Reserve/Future	Practice Squad	Reserve/Future
2016	Danny Mason	LB	Texas A&M-Commerce	Chicago Bears	Chicago Bears	01/05/2016	Reserve/Future	Practice Squad	Reserve/Future
2016	Marcus Lucas	WR	Missouri	Chicago Bears	Chicago Bears	01/05/2016	Reserve/Future	Practice Squad	Reserve/Future
2016	Paula Lasike	RB	Brigham Young	Chicago Bears	Chicago Bears	01/05/2016	Reserve/Future	Practice Squad	Reserve/Future
2016	Cornelius Edison	C	Portland State	Chicago Bears	Chicago Bears	01/05/2016	Reserve/Future	Practice Squad	Reserve/Future
2016	Matthew Blanchard	QB	Wisconsin-Whitewater	Chicago Bears	Chicago Bears	01/05/2016	Reserve/Future	Practice Squad	Reserve/Future
2016	De'Vante Bausby	CB	Pittsburg State	Chicago Bears	Chicago Bears	01/05/2016	Reserve/Future	Practice Squad	Reserve/Future
2016	Jalen Saunders	WR	Oklahoma	Chicago Bears	Chicago Bears	01/04/2016	Suspension Lifted by Commissioner	PS; Com Susp	PS; Exc

BEARS UPDATED "THE LAST TIME..."

TEAM

Won in Overtime:

- By BEARS: 11/17/2013 vs. Baltimore (23-20)
Time prior: 12/28/2009 vs. Minnesota (36-30)
By Opp.: 12/6/2015 vs. San Francisco (26-20)
Time prior: 10/18/2015 at Detroit (37-34)

Won in Regulation by Scoring Go-Ahead Points in the Last 2 Minutes

- By BEARS: 10/11/2015 at KC (18-17, M. Forte 7-yd TD pass from J. Cutler with :18 remaining)
Time prior: 10/4/2015 vs. OAK (22-20, R. Gould 49-yd FG with :02 remaining)
By Opp.: 11/1/2015 vs. MIN (23-20, B. Walsh 36-yd FG with 0:00 remaining)
Time prior: 12/29/2013 vs. GB (33-28, R. Cobb 48-yd TD pass from A. Rodgers with 0:38 remaining)

Sent Game to Overtime by Scoring Game-Tying Points in the Last Two Minutes of Regulation

- By BEARS: 10/18/2014 at Detroit (R. Gould 29-yd FG with :00 remaining; DET won 37-34 in OT)
Time prior: 9/7/2014 vs. Buffalo (R. Gould 37-yd FG with :30 remaining; BUF won 23-20 in OT)
By Opp.: 12/6/2015 vs. SF (B. Gabbert 44-yd run/P.Dawson kick with 1:42 remaining; SF won 26-20 in OT)
Time prior: 12/1/2013 at Minnesota (B. Walsh 30-yd FG with :20 remaining; MIN won 23-20 in OT)

Shutout

- By BEARS: 11/18/2010 at Miami (16-0)
By Opp.: 9/27/2015 at Seattle (26-0)
Time prior: 12/29/2002 vs. Tampa Bay (15-0)

Did Not Allow Opponent to Score a Touchdown (non-shutout)

- By BEARS: 10/7/2012 at Jacksonville (held Jacksonville to 1 FG; 41-3 CHI)
By Opp.: 12/28/2014 at Minnesota (held Chicago to 3 FGs; 13-9 MIN)
Time prior: 11/11/2012 vs. Houston (held Chicago to 2 FGs; 13-6 HOU)

Won By 20-or-More Points

- By BEARS: 11/15/2015 at St. Louis (24 points; 37-13)
Time prior: 11/4/2012 at Tennessee (31 points; 51-20)
By Opp.: 12/20/2015 at Minnesota (21 points; 38-17)
Time prior: 9/27/2015 at Seattle (26 points; 26-0)

Won Game After Trailing by 20-or-More Points

- By BEARS: 10/16/2006 at Arizona (24-23 after trailing 20-0 and 23-3)
By Opp.: 11/10/2002 vs. New England (33-30 after trailing 27-6)

Won After Trailing at End of the 1st Quarter

- By BEARS: 12/27/2015 at Tampa Bay (26-21 after trailing 7-0)
Time prior: 11/26/2015 at Green Bay (17-13 after trailing 7-0)
By Opp.: 9/11/16 at Houston (23-14 after trailing 7-0)
Time prior: 11/27/2014 at Detroit (34-17 after trailing 14-3)

Won After Trailing at Halftime

- By BEARS: 11/9/2015 at San Diego (22-19 after trailing 16-7)
Time prior: 10/11/2015 at Kansas City (18-17 after trailing 17-3)
By Opp.: 10/16/16 vs. JAX (17-16 after trailing 14-0)
Time prior: 9/11/2016 at Houston (23-14 after trailing 14-10)

Won After Trailing at End of the 3rd Quarter

- By BEARS: 12/27/2015 at Tampa Bay (26-21 after trailing 14-13)
Time prior: 11/9/2015 at San Diego (22-19 after trailing 16-7)
By Opp.: 10/16/16 vs. JAX (17-16 after trailing 13-0)
Time Prior: 9/11/2016 at Houston (23-14 after trailing 14-13)

BEARS UPDATED "THE LAST TIME..."

Won After Trailing By 10-Plus Points in 4th Quarter

By BEARS: 10/11/2015 at Kansas City (18-17 after trailing by 11, 17-6)
Time prior: 9/14/2014 at San Francisco (28-20 after trailing by 13, 20-7)

By Opp.: 10/16/16 vs. JAX (17-16 after trailing by 13, 13-0)

Time prior: 12/1/2013 at Minnesota (23-20 in OT after trailing by 10, 20-10)

Scored 20 or More Points in a Quarter

By BEARS: 12/4/2014 vs. Dallas (21 in 4th quarter; 41-28 DAL)
Time prior: 11/14/2014 vs. Tampa Bay (21 in 3rd quarter; 21-13 CHI)

By Opp.: 12/4/2014 vs. Dallas (21 in 3rd quarter; 41-28 DAL)
Time prior: 11/27/2014 at Detroit (21 in 2nd quarter; 34-17 DET)

Scored 30 or More Points in a Half

By BEARS: 11/4/2012 at Tennessee (31 in 1st half; 51-20 CHI)
By Opp.: 11/9/2014 at Green Bay (42 in 1st half; 55-14 GB)
Time prior: 10/26/2014 at New England (38 in 1st half; 51-23 NE)

Scored Touchdowns on Offense and Defense

By BEARS: 9/22/2014 at N.Y. Jets (2 offense; 1 defense; 27-19 CHI)
Time prior: 12/15/2013 at Cleveland (4 offense; 1 defense; 38-31 CHI)

By Opp.: 12/6/2015 vs. San Francisco (3 offense; 1 defense; 26-20 SF, OT)
Time prior: 11/9/2015 at San Diego (1 offense; 1 defense; 22-19 CHI)

Scored Touchdowns on Offense, Defense and Special Teams

By BEARS: 11/4/2012 at Tennessee (4 offense; 1 defense; 1 special teams; 51-20 CHI)
By Opp.: 9/20/2015 vs. Arizona (5 offense; 1 defense; 1 special teams; 48-23 ARZ)
Time prior: 9/15/2013 vs. Minnesota (1 offense; 1 defense; 1 special teams; 31-30 CHI)

Won on Monday Night Football

By BEARS: 10/31/16 vs. MIN (20-10 on ESPN's Monday Night Football)

Time prior: 11/9/2015 at San Diego (22-19 on ESPN's Monday Night Football)

By Opp.: 9/19/16 vs. Philadelphia (29-14 on ESPN's Monday Night Football)

Time prior: 12/15/2014 vs. New Orleans (31-15 on ESPN's Monday Night Football)

Won on Sunday Night Football

By BEARS: 9/14/2014 at San Francisco (28-20 on NBC's Sunday Night Football)
Time prior: 9/22/2013 at Pittsburgh (40-23 on NBC's Sunday Night Football)

By Opp.: 9/25/16 at Dallas (31-17 on NBC's Sunday Night Football)

Time prior: 11/9/2014 at Green Bay (55-14 on NBC's Sunday Night Football)

Won on Thursday Night Football

By BEARS: 11/26/2015 at Green Bay (17-13 CHI on a special edition of NBC's Thursday Night Football)
Time prior: 10/10/2013 vs. N.Y. Giants (27-21 CHI on NFLN's Thursday Night Football)

By Opp.: 10/20/16 at GB (26-10 on NFLN's Thursday Night Football)

Time prior: 12/4/2014 vs. Dallas (41-28 on NFLN's Thursday Night Football)

No Turnovers

By BEARS: 10/31/16 vs. MIN (CHI 20-10)

Time prior: 12/27/2015 at Tampa Bay (CHI 26-21)

By Opp.: 10/31/16 vs MIN (CHI 20-10)

Time prior: 10/9/16 at Indianapolis (IND 29-23)

OFFENSE

Touchdown Scored on First Offensive Possession to Start Game

By BEARS: 9/11/16 at Houston (J.Langford 1-yard run; 23-14 HOU)

Time prior: 11/15/2015 at St. Louis (Z. Miller 87-yd pass from J. Cutler; 37-13 CHI)

By Opp.: 9/25/15 at Dallas (D.Prescott 1-yd run; 31-17 DAL)

Time prior: 1/3/2016 vs. Detroit (T. Wright 9-yd pass from M. Stafford; 24-20 DET)

BEARS UPDATED "THE LAST TIME..."

Touchdown Scored on First Offensive Possession of 2nd Half

By BEARS: 10/31/16 vs. MIN (A.Jeffery 11-yd pass from J.Cutler; CHI 20-10)

Time prior: 10/2/16 vs. Detroit (Z.Miller 6-yd pass from B.Hoyer; CHI 17-14)

By Opp.: 12/27/15 at Tampa Bay (C. Sims 50-yd pass from J. Winston; 26-21 CHI)

Time prior: 12/20/15 at Minnesota (S. Diggs 33-yd pass from T. Bridgewater; 38-17 MIN)

No Sacks Allowed

By BEARS: 10/2/16 at IND (10/9/16)

Time prior: 9/25/16 at Dallas

By Opp.: 9/25/16 at Dallas

Time prior: 9/20/2015 vs. Arizona

No Turnovers and No Sacks Allowed

By BEARS: 10/10/2013 vs. N.Y. Giants

Time prior: 12/23/2007 vs. Green Bay

By Opp.: 9/13/2015 vs. Green Bay

10/17/2010 vs. Seattle

Successful Two-Point Conversion

By BEARS: 11/9/2015 at San Diego (J. Langford run)

Time prior: 10/18/2015 at Detroit (M. Forte pass from J. Cutler)

By Opp.: 10/2/16 vs. Detroit (G.Tate pass from M.Stafford)

Time prior: 11/24/2013 at St. Louis (I. Peard pass from K. Clemens)

Failed Two-Point Conversion

By BEARS: 11/22/2015 vs. Denver (run failed)

Time prior: 11/10/2015 at Kansas City (pass failed - 2 times)

By Opp.: 12/29/2013 vs. Green Bay (pass failed)

Time prior: 10/26/2011 at Tampa Bay (pass failed)

500-or-More Total Net Yards of Offense

By BEARS: 10/9/16 at IND (522; 125 rushing, 397 passing)

Time prior: 10/7/2012 at Jacksonville (501; 214 rushing, 287 passing)

By Opp.: 10/18/2015 at Detroit (546; 155 rushing, 391 passing)

Time prior: 12/22/2013 at Philadelphia (514; 289 rushing, 225 passing)

400-or-More Total Net Yards of Offense

By BEARS: 10/31/16 vs. MIN (403; 158 rushing; 245 passing)

Time prior: 10/2/16 vs. DET (408; 114 rushing; 294 passing)

By Opp.: 10/20/16 at GB (406; 103 rushing, 303 passing)

Time prior: 9/25/16 at Dallas (447; 199 rushing, 248 passing)

300-or-More Net Rushing Yards by Team

By BEARS: 9/9/1984 vs. Denver (302 yds on 50 carries, 2 TDs)

By Opp.: 10/14/2007 vs. Minnesota (311 yds on 43 carries, 3 TDs)

200-or-More Net Rushing Yards by Team

By BEARS: 9/28/2014 vs. Green Bay (235 on 41 carries, 0 TDs)

Time prior: 10/7/2012 at Jacksonville (214 yards on 33 carries, 1 TD)

By Opp.: 12/22/2013 at Philadelphia (289 yards on 36 carries, 4 TDs)

Time prior: 12/1/2013 at Minnesota (246 yards on 40 carries, 1 TD)

Individual 200-Yard Rushing Game

By BEARS: 10/2/2011 vs. Carolina (Matt Forte, 205 yds on 25 carries, TD)

By Opp.: 12/1/2013 at Minnesota (Adrian Peterson, 211 yds on 35 carries, 0 TDs)

Time prior: 10/14/2007 vs. Minnesota (Adrian Peterson, 224 yds on 20 carries, 3 TDs)

BEARS UPDATED "THE LAST TIME..."

Individual 150-Yard Rushing Game

By BEARS: 10/31/16 v. MIN (Jordan Howard, 153 yards on 26 carries, TD)

By Opp.: 10/2/2011 vs. Carolina (Matt Forte, 205 yds on 25 carries, TD)
Time prior: 12/1/2013 at Minnesota (Adrian Peterson, 211 yds on 35 carries, 0 TDs)

Individual 100-Yard Rushing Game

By BEARS: 10/9/16 at IND (Jordan Howard, 118 yds on 16 carries)

Time prior: 10/2/16 vs. DET (Jordan Howard, 111 yds on 23 carries)

By Opp.: 9/25/16 at Dallas (Ezekiel Elliot, 140 yds on 30 carries)

Time prior: 9/11/2016 at Houston (Lamar Miller, 106 yds on 28 carries)

Two 100-Yard Rushers in the Same Game

By BEARS: 11/10/1985 vs. Detroit (Walter Payton - 105, Matt Suhey - 102)

By Opp.: 12/22/2013 at Philadelphia (249 total; LeSean McCoy -133, Bryce Brown -115)
Time prior: 12/12/1976 vs. Denver (Norris Weese - 120, Ottis Armstrong - 116)

Consecutive 100-Yard Rushing Games

By BEARS: 10/2/16 vs. DET & 10/9/16 at IND (Jordan Howard, 111 vs. DET; 118 at IND)

Time prior: 12/9/2013 vs. DAL & 12/15/2013 at CLE (Matt Forte. 102 vs. DAL, 127 at CLE)

By Opp.: 12/1/2013 at MIN & 12/9/2013 vs. DAL (A. Peterson, MIN - 211; D. Murray, DAL - 146)

Time prior: 11/24/2013 at STL & 12/1/2013 at MIN (B. Cunningham, STL - 109; A. Peterson, MIN - 211)

Combined 200-Yards Rushing by Two Players (Non 200-Yard rusher, top 2 rushers)

By BEARS: 10/10/2010 at Carolina (209 total; Matt Forte - 166 and Chester Taylor - 43)

By Opp.: 12/22/2013 at Philadelphia (249 total; LeSean McCoy -133, Bryce Brown -115)

Time prior: 10/25/2009 at Cincinnati (206 total; Cedric Benson - 189 and Bernard Scott - 17)

60 Team Rushing Attempts

By BEARS: 11/8/1981 at Kansas City (61 for 201 yards, 0 TDs)

By Opp.: Never

50 Team Rushing Attempts

By BEARS: 9/25/1988 at Green Bay (51 for 252 yards, 3 TDs)

By Opp.: 10/30/1988 at New England (54 for 185 yards, 0 TDs)

40 Team Rushing Attempts

By BEARS: 12/6/2015 vs. San Francisco (42 for 170 yards, 2 TDs)

Time prior: 9/28/2014 vs. Green Bay (41 for 235 yards, 0 TDs)

By Opp.: 9/25/16 at Dallas (41 for 199, 3 TDs)

Time prior: 12/1/2013 at Minnesota (40 for 246, 1 TD)

Individual 40 Rushing Attempts

By BEARS: 11/20/1977 vs. Minnesota (Walter Payton, 40 for 275 yards, TD)

By Opp.: Never

Individual 30 Rushing Attempts

By BEARS: 12/23/2007 vs. Green Bay (Adrian Peterson, 30 for 102 yards, TD)

By Opp.: 9/25/16 at Dallas (Ezekiel Elliot, 30 for 140 yards)

Time prior: 12/4/2014 vs. Dallas (DeMarco Murray, 32 for 179 yards, 1 TD)

Individual 20 Rushing Attempts

By BEARS: 10/31/16 vs. MIN (Jordan Howard , 26 for 153 yards, TD)

Time prior: 10/2/16 vs. DET (Jordan Howard, 23 for 111 yards, 0 TDs)

By Opp.: 9/11/2016 at Houston (Lamar Miller, 28 for 106 yards)

Time prior: 11/22/2015 vs. Denver (Ronnie Hillman, 21 for 102 yards, 0 TDs)

Rushing Play of 75-Plus Yards

By BEARS: 11/27/1988 vs. Green Bay (Neal Anderson, 80-yard TD run)

By Opp.: 11/4/2012 at Tennessee (Chris Johnson, 80-yard TD run)

BEARS UPDATED "THE LAST TIME..."

Rushing Play of 50-Plus Yards

By BEARS: 10/31/16 vs. MIN (Jordan Howard, 69-yard run)

Time prior: 10/9/16 at IND (Jordan Howard, 57-yard run)

By Opp.: 12/22/2013 at Philadelphia (B. Brown, 65-yard TD run)

Time prior: 11/24/2013 at St. Louis (T. Austin 65-yard run)

Rushing Play of 25-Plus Yards

By BEARS: 9/25/16 at Dallas (Jordan Howard, 36-yard run)

Time prior: 11/15/2015 at St. Louis (Jay Cutler, 26-yard run)

By Opp.: 10/20/16 at GB (Ty Montgomery, 30-yard run)

Time prior: 9/19/16 vs. Philadelphia (Ryan Matthews, 30-yard run)

3-Plus Rushing Touchdowns by Team

By BEARS: 10/20/2013 at Washington (3, M. Forte - 3)

Time prior: 9/9/2012 vs. Indianapolis (3, M. Forte - 1, M. Bush - 2)

By Opp.: 9/25/16 at Dallas (3, D.Prescott - 1, A. Morris - 1, L.Dunbar - 1)

Time prior: 12/22/2013 at Philadelphia (4, L. McCoy - 2, C. Polk - 1, B. Brown -1)

3-Plus Rushing Touchdowns by Individual

By BEARS: 10/20/2013 at Washington (Matt Forte, 3)

Time prior: 12/17/1995 vs. Tampa Bay (Rashaan Salaam, 3)

By Opp.: 10/20/2013 at Washington (Roy Helu, 3)

Time prior: 10/14/2007 vs. Minnesota (Adrian Peterson, 3)

2-Plus Rushing Touchdowns by Individual

By BEARS: 11/23/2014 vs. Tampa Bay (Matt Forte, 2)

Time prior to that: 10/12/2014 at Atlanta (Matt Forte, 2)

By Opp.: 9/19/16 vs. Philadelphia (Ryan Matthews, 9 for 32, 2 TDs)

Time prior: 11/27/2014 at Detroit (Joiqee Bell, 23 for 91 yards, 2 TDs)

400 Gross Yards Passing by Team

By BEARS: 11/14/1999 vs. Minnesota (422; 34 of 48, 3 TDs, INT)

By Opp.: 10/18/2015 at Detroit (405; 27 of 42, 4 TDs, 1 INT)

Time prior: 9/22/2013 at Pittsburgh (406; 26 of 41, 2 TDs, 2 INTs)

300 Gross Yards Passing by Team

By BEARS: 10/16/16 vs. JAX (302; 30 of 49, 0 TDs, 0 INTs)

Time prior: 10/9/16 at IND (397; 33 of 43, 2 TDs, 0 INTs)

By Opp.: 10/20/16 at GB (326; 39 of 56, 3 TDs, 0 INTs)

Time prior: 12/13/2015 vs. Washington (300; 24 of 31, 1 TD, 1 INT)

400 Yards Passing by Individual

By BEARS: 11/14/1999 vs. Minnesota (Jim Miller - 422; 34 of 48, 3 TDs, INT)

By Opp.: 10/18/2015 at Detroit (Matthew Stafford - 405; 27 of 42, 4 TDs, 1 INT)

Time prior: 9/22/2013 at Pittsburgh (Ben Roethlisberger - 406; 26 of 41, 2 TDs, 2 INTs)

300 Yards Passing by Individual

By BEARS: 10/16/16 vs. JAX (Brian Hoyer - 302; 30 of 49, 0 TDs, 0 INTs)

Time prior: 10/9/16 at IND (Brian Hoyer - 397; 33 of 43, 2 TDs, 0 INTs)

By Opp.: 10/20/16 at GB (Aaron Rodgers - 326; 39 of 56, 3 TDs, 0 INTs)

Time prior: 12/13/2015 vs. Washington (Kirk Cousins - 300; 24 of 31, 1 TD, 1 INT)

Consecutive 300 Yards Passing by Individual

By BEARS: 9/25/16 at DAL, 10/2/16 vs. DET, 10/9/16 at IND & 10/16/16 vs. JAX (Brian Hoyer - 317 at DAL, 302 vs. DET, 397 at IND & 302 vs. JAX)

Time prior: 11/24/13 at STL, 12/1/13 at MIN & 12/9/13 vs. DAL (Josh McCown 352 at STL, 355 at MIN, 348 vs. DAL)

By Opp.: 11/23/14 vs. TB & 11/27/14 at DET (J. McCown 341 vs. TB, M. Stafford 390 at DET)

Time prior: 10/26/14 at NE & 11/9/14 at GB (T. Brady 354 at NE, A. Rodgers 314 at GB)

BEARS UPDATED "THE LAST TIME..."

60-Plus Passing Attempts by Individual

By BEARS: 11/16/1997 vs. NY Jets (Erik Kramer - 60; 32 of 60, 354 yards, 2 TDs, 3 INTs)
By Opp.: 11/13/2011 vs. Detroit (Matthew Stafford - 63; 33 of 63, 329 yards, 1 TD, 4 INTs)

50-Plus Passing Attempts by Individual

By BEARS: 11/12/2009 at San Francisco (Jay Cutler - 52; 29 of 52, 307 yards, 0 TDs, 5 INTs)
By Opp.: 10/20/16 at GB (Aaron Rodgers - 56; 39 of 56, 326 yards, 3 TDs, 0 INTs)
Time prior: 11/13/2011 vs. Detroit (Matthew Stafford - 63; 33 of 63, 329 yards, 1 TD, 4 INTs)

40-Plus Passing Attempts by Individual

By BEARS: 9/25/16 at Dallas (Brian Hoyer - 49, 30 of 49, 317 yards, 2 TDs, 0 INTs)
Time prior: 11/9/2015 at San Diego (Jay Cutler - 40, 27 of 40, 345 yards, 2 TDs, 1 INT)
By Opp.: 11/26/2015 at Green Bay (Aaron Rodgers - 43; 22 of 43, 202, 1 TD, 1 INT)
Time prior: 11/9/2015 at San Diego (Philip Rivers - 42; 26 of 42, 280, 1 TD, 0 INTs)

30-Plus Passing Completions by Individual

By BEARS: 10/16/16 vs. JAX (Brian Hoyer - 30, 30 of 49, 302 yards, 0 TDs, 0 INTs)
Time prior: 10/9/16 at IND (Brian Hoyer - 33, 33 of 43 397 yards, 2 TDs, 0 INTs)
By Opp.: 10/20/16 at GB (Aaron Rodgers - 39; 39 of 56, 326 yards, 3 TDs, 0 INTs)
Time prior: 11/27/2014 at Detroit (Matthew Stafford - 34; 34 of 45, 390, 2 TDs, 0 INTs)

25-Plus Passing Completions by Individual

By BEARS: 10/2/16 vs. DET (Brian Hoyer -28, 28 of 36, 302 yards, 2 TDs, 0 INTs)
Time prior: 12/20/2015 at Minnesota (Jay Cutler - 26, 26 of 37, 231 yards, 2 TDs, 1 INT)
By Opp.: 1/3/2016 vs. Detroit (Matthew Stafford - 28; 28 of 39, 298, 3 TDs, 0 INTs)
Time Prior: 11/9/2015 at San Diego (Philip Rivers - 26; 26 of 42, 280, 1 TD, 0 INTs)

4-Or-More Passing Touchdowns by Individual

By BEARS: 9/14/2014 at San Francisco (Jay Cutler - 4, 23 of 34, 176 yards, 4 TDs, 0 INTs)
Time prior: 12/9/2013 vs. Dallas (Josh McCown - 4, 27 of 36, 348 yards, 4 TDs, 0 INTs)
By Opp.: 12/20/2015 at Minnesota (Teddy Bridgewater - 4; 17 of 20, 231, 4 TDs, 0 INTs)
Time prior: 10/18/2015 at Detroit (Matthew Stafford - 4; 27 of 42, 405, 4 TDs, 1 INT)

3-Or-More Passing Touchdowns by Individual

By BEARS: 11/15/2015 at St. Louis (Jay Cutler - 3, 19 of 24, 258 yards, 3 TDs, 0 INTs)
Time prior: 11/16/2014 vs. Minnesota (Jay Cutler - 3, 31 of 43, 330 yards, 3 TDs, 2 INTs)
By Opp.: 10/20/16 at GB (Aaron Rodgers - 3, 39 of 56, 326 yards, 3 TDs, 0 INTs)
Time prior: 1/3/2016 vs. Detroit (Matthew Stafford - 3; 28 of 39, 405, 3 TDs, 0 INTs)

10-Or-More Receptions by Individual

By BEARS: 11/9/2015 at San Diego (Alshon Jeffery, 10 receptions, 151 yards, 0 TDs)
Time prior: 11/1/2015 vs. Minnesota (Alshon Jeffery, 10 receptions, 116 yards, 1 TD)
By Opp.: 10/20/16 at GB (Davante Adams - 13 receptions, 132 yards, 2 TDs; Randall Cobb - 11 recepitions, 95 yards, 1 TD; Ty Montgomery - 10 receptions, 66 yards, 0 TDs)
Time prior: 1/3/2016 vs. Detroit (Calvin Johnson - 10, 10 receptions, 137 yards, 1 TD)

200-Plus Receiving Yards by Individual

By BEARS: 12/1/2013 at Minnesota (Alshon Jeffery, 245 yards, 12 receptions 2 TDs)
Time prior: 10/6/2013 vs. New Orleans (Alshon Jeffery, 218 yards, 10 receptions, 1 TD)
By Opp.: 12/17/2000 at San Francisco (Terrell Owens, 283 yards, 20 receptions, 1 TD)

150-Plus Receiving Yards by Individual

By BEARS: 11/9/2015 at San Diego (Alshon Jeffery, 151 yards, 10 receptions 0 TDs)
Time prior: 10/18/2015 at Detroit (Alshon Jeffery, 166 yards, 6 receptions 1 TD)
By Opp.: 11/9/2014 at Green Bay (Jordy Nelson, 152 yards, 6 receptions, 2 TDs)
Time prior to that: 12/29/2013 vs. Green Bay (Jordy Nelson, 161 yards, 10 receptions, 0 TDs)

BEARS UPDATED "THE LAST TIME..."

100-Plus Receiving Yards by Individual

By BEARS: 10/16/16 vs. JAX (Cameron Meredith, 113, 11 receptions)

Time prior: 10/9/16 at IND (Cameron Meredith, 130 yards, 9 receptions)

By Opp.: 10/20/16 at GB (Davante Adams, 132 yards, 13 receptions, 2 TDs)

Time prior: 9/11/2016 at Houston (Will Fuller, 107 yards, 5 receptions, 1 TD)

Two 100-Yard Receivers

By BEARS: 11/15/2015 at St. Louis (Jeremy Langford 109 yards and Zach Miller 107 yards)

Time prior: 10/12/2014 at Atlanta (Alshon Jeffery 136 yards and Brandon Marshall 113 yards)

By Opp.: 11/23/2014 vs. Tampa Bay (Vincent Jackson 117 yards & Louis Murphy 113 yards)

Time prior: 10/26/2014 at New England (Rob Gronkowski 149 yards & Brandon LaFell 124 yards)

Three 100-Yard Receivers

By BEARS: Never

By Opp.: 12/26/1982 at L.A. Rams (George Farmer 183, Preston Dennard 122 & Wendell Tyler 102)

Consecutive 100 Yards Receiving by Individual

By BEARS: 10/9/16 at IND & 10/16/16 vs. JAX (Cameron Meredith 130 at IND; 113 JAX vs. JAX)

Time prior: 11/1/15 vs. MIN & 11/9/15 at SD (Alshon Jeffery 116 vs. MIN; 151 at SD)

By Opp.: 11/23/14 vs. TB & 11/27 at DET (V. Jackson 117 L. Murphy 113 vs. TB; C. Johnson 146 at DET)

Time prior: 10/26/14 at NE & 11/9/14 at GB (B. LaFell 124 & R. Gronkowski 149 at NE; J. Nelson 152 at

GB)

Pass Play of 80-Plus Yards

By BEARS: 11/15/2015 at St. Louis (Jay Cutler to Jeremy Langford, 83 yards, TD)

Time prior: 11/15/2015 at St. Louis (Jay Cutler to Zach Miller, 87 yards, TD)

By Opp.: 11/30/2008 at Minnesota (Gus Frerotte to Bernard Berrian, 99 yards, TD)

Pass Play of 60-Plus Yards

By BEARS: 10/2/16 vs. DET (Brian Hoyer to Eddie Royal 64 yards)

Time prior: 11/15/2015 at St. Louis (Jay Cutler to Jeremy Langford, 83 yards, TD)

By Opp.: 12/6/2015 vs. San Francisco (Blaine Gabbert to Torrey Smith, 71 yards, TD)

Time Prior: 11/9/2014 at Green Bay (Aaron Rodgers to Jordy Nelson, 73 yards, TD)

Pass Play of 40-Plus Yards

By BEARS: 9/19/16 vs. Philadelphia (Jay Cutler to Alshon Jeffery, 49 yards)

Time prior: 9/11/2016 at Houston (Jay Cutler to Alshon Jeffery, 54 yards)

By Opp.: 10/16/16 vs. JAX (Blake Bortles to Arrelious Benn, 51 yards, TD)

Time prior: 9/25/16 at Dallas (Dak Prescott to Terrence Williams, 47 yards)

Offensive Lineman Caught a Pass

By BEARS: 12/1/2013 at Minnesota (Josh McCown to Kyle Long, -1 yard)

Time prior: 11/4/2012 at Tennessee (Jay Cutler to Lance Louis, 4 yards)

By Opp.: 11/16/2003 vs. St. Louis (Marc Bulger to Adam Timmerman, -7 yards)

Quarterback Caught a Pass

By Bears: 9/10/2006 at Green Bay (Rex Grossman from Thomas Jones, -4 yards)

By Opp.: 12/16/2012 vs. Green Bay (Aaron Rodgers from Rodgers, -1 yards)

3-Plus Receiving Touchdowns by Team

By BEARS: 11/15/2015 at St. Louis (3, Zach Miller - 2, Jeremy Langford - 1)

Time prior: 11/16/2014 vs. Minnesota (4, Brandon Marshall - 2, Alshon Jeffery - 1)

By Opp.: 10/20/16 at GB (3, Davante Adams - 2, Randall Cobb - 1)

Time prior: 1/3/2016 vs. Detroit (3, C. Johnson, E. Ebron and T. Wright - 1 each)

3-Plus Receiving Touchdowns by Individual

By BEARS: 9/14/2014 at San Francisco (Brandon Marshall, 3)

Time prior: 11/4/2012 at Tennessee (Brandon Marshall, 3)

By Opp.: 9/20/2015 vs. Arizona (Larry Fitzgerald, 3)

Time prior: 10/26/2014 at New England (Rob Gronkowski, 3)

BEARS UPDATED "THE LAST TIME..."

2-Plus Receiving Touchdowns by Individual

By BEARS: 11/15/2015 at St. Louis (Zach Miller, 2)
Time prior to that: 11/27/2014 at Detroit (Alshon Jeffery, 2)

By Opp.: **10/20/16 at GB (Davante Adams, 2)**

Time prior: 12/20/2015 at Minnesota (Stefon Diggs, 2)

Offensive Lineman Scored a Touchdown

By BEARS: 12/25/2011 at Green Bay, Edwin Williams (fumble recovery in end zone)

By Opp.: 11/16/1969 at Atlanta, Mal Snider (48-yard kickoff return)

DEFENSE

Held Opponent Under 150 Total Net Yards

By BEARS: 10/10/2010 at Carolina (147 total; 85 rushing & 62 passing)

By Opp.: 9/27/2015 at Seattle (146 total; 98 rushing & 48 passing)

Time prior: 11/19/2012 at San Francisco (143 total; 85 rushing & 58 passing)

Held Opponent Under 100 Total Net Yards

By BEARS: 11/26/1978 vs. Tampa Bay (92 total; 99 rushing & -7 passing)

By Opp.: 12/27/1992 at Dallas (92 total; 28 rushing & 64 passing)

Held Opponent Under 50 Net Rushing Yards

By BEARS: 10/12/2014 at Atlanta (42)

Time prior: 12/23/2012 at Arizona (29)

By Opp.: 12/4/2014 vs. Dallas (35)

Time prior: 11/27/2014 at Detroit (13)

Held Opponent Under 25 Net Rushing Yards

By BEARS: 9/12/2010 vs. Detroit (20)

By Opp.: 11/27/2014 at Detroit (13)

Time prior: 9/25/2011 vs. Green Bay (13)

Held Opponent Under 100 Net Passing Yards

By BEARS: 12/9/2012 at Minnesota (77)

By Opp.: 9/27/2015 at Seattle (48)

Time prior: 10/10/2010 at Carolina (29)

Held Opponent Under 50 Net Passing Yards

By BEARS: 11/13/2005 vs. San Francisco (28)

By Opp.: 9/27/2015 at Seattle (48)

Time prior: 10/10/2010 at Carolina (29)

Held Opponent Under 100 Gross Passing Yards

By BEARS: 12/9/2012 at Minnesota (91)

By Opp.: 9/27/2015 at Seattle (63)

Time prior: 10/10/2010 at Carolina (51)

Held Opponent Under 50 Gross Passing Yards

By BEARS: 11/13/2005 vs. San Francisco (28)

By Opp.: 12/3/2006 vs. Minnesota (34)

8-Plus Takeaways by Team

By BEARS: 9/2/1984 vs. Tampa Bay (8; 6 INTs, 2 FRs; CHI 34-14)

By Opp.: 10/11/1998 at Arizona (8; 4 INTs, 4 FRs; ARZ 20-7)

7-Plus Takeaways by Team

By BEARS: 9/17/1995 at Tampa Bay (7; 4 INTs, 3 FRs; CHI 25-6)

By Opp.: 10/11/1998 at Arizona (8; 4 INTs, 4 FRs; ARZ 20-7)

BEARS UPDATED "THE LAST TIME..."

6-Plus Takeaways by Team

By BEARS: 11/13/2011 vs. Detroit (6; 4 INTs, 2 FRs; CHI 37-13)
By Opp.: 10/24/2010 vs. Washington (6; 4 INTs, 2 FRs; WAS 17-14)

5-Plus Interceptions by Team

By BEARS: 10/01/2012 at Dallas (5; CHI 34-18)
By Opp.: 11/12/2009 at San Francisco (5; SF 10-6)

4-Plus Interceptions by Team

By BEARS: 10/01/2012 at Dallas (5; CHI 34-18)
By Opp.: 9/13/2012 at Green Bay (4; GB 23-10)

2-Plus Interceptions by Individual

By BEARS: 9/14/2014 at San Francisco (Kyle Fuller, 2)
Time prior: 12/15/2013 at Cleveland (Zackary Bowman, 2)
By Opp.: 12/15/2014 vs. New Orleans (P. Warren, 2)
Time prior: 12/15/2013 at Cleveland (Tashaun Gipson, 2)

2-Plus Opponent Fumble Recoveries by Individual

By BEARS: 12/27/2015 at Tampa Bay (John Timu, 2)
Time prior: 11/4/2012 at Tennessee (Kelvin Hayden, 2)
By Opp.: Unknown

Intercepted Pass Returned for a Touchdown

By BEARS: 9/22/2014 at N.Y. Jets (Ryan Mundy, 45 yards)
Time prior: 12/15/2013 at Cleveland (Zackary Bowman, 43 yards)
By Opp.: 12/6/2015 vs. San Francisco (Jimmie Ward, 29 yards)
Time prior: 11/9/2015 at San Diego (Jason Verrett, 68 yards)

Opponent Fumble Returned for a Touchdown

By BEARS: 10/2016 at GB (Leonard Floyd, recoverd in end zone)
Time prior: 9/22/2013 at Pittsburgh (Julius Peppers, 42 yards)
By Opp.: 10/11/2015 at Kansas City (Ramik Wilson, recovered in end zone)
Time prior: 10/26/2014 at New England (Rob Ninkovich, 15 yards)

Defensive Lineman Scored a Touchdown

By BEARS: 11/17/2013 vs. Baltimore (David Bass, 24-yard interception return)
Time prior: 9/22/2013 at Pittsburgh (Julius Peppers, 42-yard opponent fumble return)
By Opp.: 10/26/2014 at New England (Rob Ninkovich, 15-yard fumble return)
Time prior: 11/24/2013 at St. Louis (Robert Quinn, 31-yard fumble return)

Linebacker Scored a Touchdown

By BEARS: 10/20/16 at GB (Leonard Floyd, fumble recovered in end zone)
Time prior: 11/4/2012 at Tennessee (Brian Urlacher 46-yard INT return)
By Opp.: 10/11/2015 at Kansas City (Ramik Wilson, fumble recovered in end zone)
Time prior: 10/20/2013 at Washington (Brian Orakpo, 29-yard INT return)

Defensive Back Scored a Touchdown

By BEARS: 9/22/2014 at N.Y. Jets (Ryan Mundy, 45-yard INT return)
Time prior: 12/15/2013 at Cleveland (Zackary Bowman, 43-yard INT return)
By Opp.: 12/6/2015 vs. San Francisco (Jimmie Ward, 29-yard INT return)
Time prior: 11/9/2015 at San Diego (Jason Verrett, 68-yard INT return)

Safety

By Bears: 10/16/2011 vs. Minnesota (Stephen Paea sacks Donovan McNabb in end zone)
By Opp.: 12/22/2013 at Philadelphia (Matt Forte tackled in end zone by Cedric Thornton)
Time prior: 11/19/2012 at San Francisco (Chilo Rachal tackled in end zone by Ray McDonald)

BEARS UPDATED "THE LAST TIME..."

8-Plus Sacks by Team

By BEARS: 11/20/2005 vs. Carolina (8; CHI 13-3)
By Opp.: 10/3/2010 at N.Y. Giants (10; NYG 17-3)

7-Plus Sacks by Team

By BEARS: 11/20/2005 vs. Carolina (8; CHI 13-3)
By Opp.: 12/15/2014 vs. New Orleans (7; NO 31-15)
Time prior: 9/13/2012 at Green Bay (7; GB 23-10)

3-Plus Sacks by Individual

By BEARS: 10/9/16 at IND (Willie Young, 3)

Time prior: 10/19/2014 vs. Miami (Jeremiah Ratliff, 3.5)
By Opp.: 12/15/2014 vs. New Orleans (David Hawthorne, 3)
Time prior: 12/22/2013 at Philadelphia (Trent Cole, 3)

2-Plus Sacks by Individual

By BEARS: 10/31/16 vs. MIN (Akiem Hicks, 2)

Time prior: 10/20/16 at GB (Leonard Floyd, 2)

By Opp.: 9/11/2016 at Houston (Whitney Mercilus, 2)

Time prior: 12/21/2014 vs. Detroit (Ndamukong Suh, 2)

SPECIAL TEAMS

Blocked Extra Point

By BEARS: 12/6/2015 vs. San Francisco (Eddie Goldman, Phil Dawson was the kicker)
Time prior: 11/7/2010 at Buffalo (Israel Idonije, Rian Lindell was the kicker)
By Opp.: 10/4/2015 vs. Oakland (Denico Autry, Robbie Gould was the kicker)
Time prior: 12/4/2014 vs. Dallas (B. Church, Jay Feely was the kicker)

Blocked Field Goal

By BEARS: 10/20/16 at GB (Akiem Hicks blocks Mascon Crosby's 31-yard attempt)

Time prior: 10/11/2015 at Kansas City (Pernell McPhee blocks Cairo Santos' 27-yard attempt)
By Opp.: 12/23/2012 at Arizona (Adrian Wilson blocks Olindo Mare's 20-yard attempt)

Blocked Field Goal for TD

By BEARS: 10/11/1978 vs. Oakland (Mike Spivey 71-yard return; blocked by Virgil Livers)
By Opp.: 12/23/2012 at Arizona (Justin Bethel 82-yard return; blocked by Adrian Wilson)

Blocked Punt

By BEARS: 11/4/2012 at Tennessee (Sherrick McManis blocks Brett Kern's punt)
By Opp.: 12/27/2015 at Tampa Bay (Jeremiah George blocks Pat O'Donnell's punt)
Time prior: 9/14/2014 at San Francisco (Aaron Lynch blocks Pat O'Donnell's punt)

Blocked Punt for TD

By BEARS: 11/4/2012 at Tennessee (Corey Wootton 5-yard return; blocked by Sherrick McManis)
By Opp.: 9/14/1987 vs. N.Y. Giants (Tom Flynn recovered in end zone; blocked by Eric Howard)

Fake Field Goal for TD

By BEARS: 12/1/2002 (Brad Maynard 12-yard pass to Dustin Lyman)
By Opp.: 9/13/2012 (Tim Masthay 27-yard pass to Tom Crabtree)

Missed Extra Point (kick not blocked)

By BEARS: 12/11/2005 at Pittsburgh (Robbie Gould, wide left)

By Opp.: 10/21/16 at GB (Mason Crosby, wide right)

Time prior: 11/9/2015 at San Diego (Josh Lambo, wide left)

Missed Field Goal Returned

By BEARS: 11/12/2006 at N.Y. Giants (Devin Hester, 108 yard TD)
By Opp.: 11/8/2009 vs. Arizona (Antrel Rolle, 59 yards)

BEARS UPDATED "THE LAST TIME..."

Muff Recovered for TD

By BEARS: 10/19/2008 vs. Minnesota (Zackary Bowman, muffed punt recovered in end zone)
By Opp.: Never

Punt Returned for TD

By BEARS: 9/19/16 vs. Philadelphia (Eddie Royal, 65 yards)

Time prior: 10/20/2013 at Washington (Devin Hester, 81 yards)

By Opp.: 10/2/16 vs. DET (A.Roberts, 85 yards)

Time prior: 11/1/2015 vs. Minnesota (M. Sherels, 65 yards)

100 or More Punt Return Yards by Individual

By BEARS: 11/13/2011 vs. Detroit (Devin Hester, 122 yards, TD on 3 returns)

Time prior: 10/15/2007 vs. Minnesota (Devin Hester, 108 yards, TD on 4 returns)

By Opp.: 10/2/16 vs. DET (A.Roberts, 100 yards, TD on 2 returns)

Time prior: 12/21/1997 at Tampa Bay (Karl Williams, 116 yards, TD on 6 returns)

Kickoff Returned for TD

By BEARS: 11/9/2014 at Green Bay (Chris Williams, 101 yards)

Time prior: 10/16/2011 vs. Minnesota (Devin Hester, 98 yards)

By Opp.: 9/27/2015 at Seattle (Tyler Lockett, 105 yards)

Time prior: 9/20/2015 vs. Arizona (David Johnson, 108 yards)

150 or More Kickoff Return Yards by Individual

By BEARS: 12/20/2015 at Minnesota (Deonte Thompson, 153 yards on 5 returns)

Time prior: 11/9/2014 at Green Bay (Chris Williams, 288 yards on 10 returns)

By Opp.: 12/10/2010 at Minnesota (Lorenzo Booker, 187 yards on 8 returns)

Time prior: 11/14/2010 vs. Minnesota (Percy Harvin, 151 yards on 6 returns)

Recovered Own Onside Kick

By BEARS: 12/20/2015 at Minnesota (Sherrick McManis recovered Robbie Gould kick)

Time prior: 12/4/2014 vs. Dallas (Dante Rosario recovered Jay Feely kick)

By Opp.: 12/4/2013 at Green Bay (Jamari Lattimore recovered Mason Crosby kick)

11/7/2004 at N.Y. Giants (Jack Brewer recovered Steve Christie kick)

5 or more Field Goals Made

By BEARS: 10/20/1968 at Philadelphia (Mac Percival, 5 of 5)

By Opp.: 10/9/16 at IND (Adam Vinatieri, 5 of 5)

Time prior: 10/28/2012 vs. Carolina (Justin Medlock, 5 of 5)

4 or more Field Goals Made

By BEARS: 12/27/2015 at Tampa Bay (Robbie Gould, 4 of 4)

Time prior: 10/18/2015 at Detroit (Robbie Gould, 4 of 4)

By Opp.: 9/27/2015 at Seattle (Steven Hauschka, 4 for 4)

Time prior: 9/22/2014 at N.Y. Jets (Nick Folk, 4 for 4)

3 or more Field Goals Made

By BEARS: 10/16/16 vs. JAX (Connor Barth 3 of 3)

Time prior: 10/9/16 at IND (Connor Barth 3 of 4)

By Opp.: 9/19/16 vs. Philadelphia (Caleb Sturgis, 3 of 3)

Time prior: 9/11/2016 at Houston (Nick Novak, 3 of 3)

FG Made of 50-or-More Yards

By BEARS: 12/27/2015 at Tampa Bay (Robbie Gould, 50 yards)

Time prior: 12/20/2015 at Minnesota (Robbie Gould, 51 yards)

By Opp.: 10/9/16 at IND (Adam Vinatieri, 54 & 53 yards)

Time prior: 10/2/16 vs. DET (Matt Prater, 50 yards)

BEARS UPDATED CAREER RECORDS

CAREER COACHING RECORDS

	Years	Overall	Regular	Post-season
		W-L-T (Pct.)	W-L-T	W-L
1. George Halas	1920-29; 33-42; 46-55; 58-67	324-151-31 (.682)	318-148-31	6-3
2. Mike Ditka	1982-92	112-68-0 (.622)	106-62-0	6-6
3. Lovie Smith	2004-12	84-66-0 (.560)	81-63-0	3-3
4. Dave Wannstedt	1993-98	41-57-0 (.418)	40-56-0	1-1
5. Dick Jauron	1999-2003	35-46-0 (.432)	35-45-0	0-1
6. Neill Armstrong	1978-81	30-35-0 (.462)	30-34-0	0-1
7. Ralph Jones	1930-32	24-10-7 (.706)	24-10-7	None
8. Heartley "Hunk" Anderson/ Luke Johnsos (co-coaches)	1942-45	24-12-2 (.667)	23-11-2	1-1
9. Jack Pardee	1975-77	20-23-0 (.465)	20-22-0	0-1
10. Jim Dooley	1968-71	20-36-0 (.357)	20-36-0	None
11. John "Paddy" Driscoll	1956-57	14-10-1 (.583)	14-9-1	0-1
12. Marc Trestman	2013-14	13-19-0 (.406)	13-19-0	None
13. Abe Gibron	1972-74	11-30-1 (.274)	11-30-1	None
14. John Fox	2015-16	8-16-0 (.333)	8-16-0	None
TOTALS	1920-2016	760-579-42 (.550)	743-561-42	17-18

CAREER SCORING

	Years	Ru	Rec	Ret	PAT	FG	2pts	Pts
1. Robbie Gould (k)	2005-15	0	0	0	379/383	276/323	0	1,207
2. Kevin Butler (k)	1985-95	0	0	0	387/397	243/332	0	1,116
3. Walter Payton (hb)	1975-87	110	15	0	0	0	0	750
4. Bob Thomas (k)	1975-84	0	0	0	245/268	128/205	0	629
5. George Blanda (k-qb)	1949-58	5	0	0	247/250	88/201	0	541
6. Paul Edinger (k)	2000-04	0	0	0	133/133	110/146	0	463
7. Mac Percival (k)	1967-73	0	0	0	159/162	99/182	0	456
8. Neal Anderson (rb)	1986-93	51	20	0	0	0	0	426
9. Matt Forté	2008-15	45	19	0	0/0	0/0	6	396
10. Roger Leclerc (k)	1960-66	0	0	0	152/158	75/146	0	377
11. Jack Manders (fb-lb-hb-db-k)	1933-40	11	6	2	133/*	40/*	0	367
12. Rick Casares (fb)	1955-64	49	10	0	0	0	0	354
13. Gale Sayers (rb)	1965-71	39	9	8	0	0	0	336
14. Ken Kavanaugh (e)	1940-41; 45-50	0	50	2	1/1	0	0	313
15. Johnny Lujack (qb-k)	1948-51	21	0	0	130/136	4/9	0	268
16. Jeff Jaeger (k)	1996-99	0	0	0	77/78	63/83	0	266
17. Joe Sternaman (qb-k)	1922-25; 27-30	21	4	0	56/*	13/*	0	251
18. Harlon Hill (e)	1954-61	0	40	0	0	0	0	240
19. George McAfee (hb-db)	1940-41; 45-50	22	11	6	0	0	0	234
20. Ray "Scooter" McLean (hb-db-k)	1940-47	6	21	3	45/54	0/1	0	225

* figures not available

CAREER INTERCEPTIONS

	Years	Int	Yards	Avg	TD
1. Gary Fencik (s)	1976-87	38	483	12.7	1
2. Richie Petitbon (s)	1959-68	37	643	17.4	3
3. Charles Tillman (cb)	2003-14	36	675	18.8	8
4. Donnell Woolford (cb)	1989-96	32	212	6.6	1
5. Bennie McRae (cb)	1962-70	27	485	18.0	4
6. Dave Whitsell (cb)	1961-66	26	397	15.3	2
7. George McAfee (db)	1940-41; 45-50	25	350	14.0	1
8. JC Caroline (db)	1956-65	24	405	16.9	2
Doug Buffone (lb)	1966-79	24	211	8.8	0
10. Roosevelt Taylor (s)	1961-69	23	414	18.0	3
11. Brian Urlacher (lb)	2000-12	22	324	14.7	2
Dick Butkus (lb)	1965-73	22	166	7.5	0
Allan Ellis (cb)	1973-77; 79-80	22	185	8.4	1

BEARS UPDATED CAREER RECORDS

CAREER RUSHING

	Years	Att	Yards	Avg	TD
1. Walter Payton.....	1975-87	3,838	16,726	4.4	110
2. Matt Forté.....	2008-15	2,035	8,602	4.2	45
3. Neal Anderson.....	1986-93	1,515	6,166	4.1	51
4. Rick Casares (fb).....	1955-64	1,386	5,657	4.1	49
5. Gale Sayers.....	1965-71	991	4,956	5.0	39
6. Thomas Jones.....	2004-06	850	3,493	4.1	22
7. Anthony Thomas.....	2001-04	858	3,332	3.9	21
8. Roland Harper (fb).....	1975-78; 80-82	757	3,044	4.0	15
9. Willie Galimore.....	1957-63	670	2,985	4.5	26
10. Matt Suhey (fb).....	1980-89	829	2,946	3.6	20
11. Ronnie Bull (hb/fb).....	1962-70	787	2,871	3.7	9
12. Bronko Nagurski (fb).....	1930-37; 43	633	2,778	4.4	18
13. Bobby Douglass (qb).....	1969-75	373	2,470	6.6	20
14. Ray Nolting.....	1936-43	508	2,285	4.5	16
15. Raymont Harris.....	1994-97	592	2,245	3.8	15
16. George Gulyanics.....	1947-52	609	2,081	4.1	19
17. Brad Muster (fb).....	1988-92	455	2,014	4.4	20
18. James Allen.....	1998-2001	515	1,978	3.8	4
19. Gary Famiglietti.....	1938-45	505	1,927	3.8	20
20. Beattie Feathers.....	1934-37	320	1,846	5.8	14
21. Bill Osmanski (fb).....	1939-43; 46-47	368	1,753	4.8	20
22. George McAfee.....	1940-41; 45-50	341	1,685	4.9	22
23. Rashaan Salaam.....	1995-97	470	1,682	3.6	13
24. Jim Harbaugh (qb).....	1987-93	296	1,609	5.4	15
25. Cedric Benson.....	2005-07	420	1,593	3.8	10

CAREER PASSING

(400+ Attempts)	Years	Att	Cmp	Cmp%	Yards	Y/Att	TD	TD%	Int	Int%	Rating
1. Jay Cutler.....	2009-16	3,211	1,987	61.9	23,009	7.17	152	4.7	106	3.3	85.5
2. Erik Kramer.....	1994-98	1,557	913	58.6	10,582	6.80	63	4.0	45	2.9	80.7
3. Jim McMahon.....	1982-88	1,513	874	57.8	11,203	7.37	67	4.4	56	3.7	80.4
4. Jim Miller.....	1999-2002	965	565	58.5	5,867	6.08	34	3.5	26	2.7	76.7
5. Shane Matthews.....	1993-96; 99-01	599	366	61.1	3,461	5.78	19	3.2	18	3.0	75.1
6. Sid Luckman.....	1939-50	1,744	904	51.8	14,686	8.42	137	7.9	132	7.6	75.0
7. Jim Harbaugh.....	1987-93	1,759	1,023	58.1	11,567	6.58	50	2.8	56	3.2	74.2
8. Bill Wade.....	1961-66	1,407	767	54.5	9,958	7.08	68	4.8	66	4.7	73.4
9. Rudy Bukich.....	1958-59; 62-68	878	474	54.0	6,254	7.12	46	5.2	45	5.1	72.8
10. Kyle Orton.....	2005-08	913	505	55.3	5,319	5.83	30	3.3	27	3.1	71.1
11. Rex Grossman.....	2003-08	962	521	54.2	6,164	6.41	33	3.4	35	3.6	70.1
12. Cade McNown.....	1999-2000	515	281	54.6	3,111	6.04	16	3.1	19	3.7	67.7
13. Johnny Lujack.....	1948-51	808	404	50.0	6,295	7.79	41	5.1	54	6.7	65.3
14. Mike Tomczak.....	1985-90	915	454	49.6	6,247	6.83	33	3.6	47	5.1	62.5
Ed Brown.....	1954-61	1,246	607	48.7	9,698	7.78	63	5.1	88	7.1	62.5

CAREER SACKS (SINCE 1982)

	Years	Sacks
1. Richard Dent.....	1983-93; 95	124.5
2. Steve McMichael.....	1982-93	92.5
3. Dan Hampton.....	1982-90	57.0
4. Alex Brown.....	2002-09	43.5
5. Trace Armstrong.....	1989-94	42.0
Adewale Ogunleye.....	2004-09	42.0
7. Brian Urlaher.....	2000-12	41.5
8. Jim Flanigan.....	1994-2000	40.5
9. Julius Peppers.....	2010-13	38.0
10. Otis Wilson.....	1982-87	36.0

CAREER FIELD GOALS

	Years	FG	FGA	Pct.
1. Robbie Gould.....	2005-15	276	323	85.4
2. Kevin Butler.....	1985-95	243	332	73.2
3. Bob Thomas.....	1975-84	128	205	62.4
4. Paul Edinger.....	2000-04	110	146	75.3
5. Mac Percival.....	1967-73	99	182	54.4

BEARS UPDATED CAREER RECORDS

CAREER RECEIVING

— YARDS —

	Years	Yards	Receptions	Avg	TD
1. Johnny Morris (wr).....	1958-67	5,059	356	14.2	31
2. Harlon Hill (wr).....	1954-61	4,616	226	20.4	40
3. Walter Payton (rb).....	1975-87	4,538	492	9.2	15
4. Mike Ditka (te).....	1961-66	4,503	316	14.3	34
5. Curtis Conway (wr).....	1993-99	4,498	329	13.7	31
6. Alshon Jeffery (wr).....	2012-16	4,311	288	15.0	25
7. Matt Forté (rb).....	2008-15	4,116	487	8.5	19
8. Marty Booker (wr).....	1999-2003; 08	3,895	329	11.8	25
9. Willie Gault (wr).....	1983-87	3,650	184	19.8	27
10. Ken Kavanaugh (e).....	1940-41; 45-50	3,626	162	22.4	50
11. Dick Gordon (wr).....	1965-71	3,550	238	14.9	35
12. Brandon Marshall (wr).....	2012-14	3,524	279	12.5	31
13. James Scott (wr).....	1976-80; 82	3,202	177	18.1	20
14. Jim Dooley (wr).....	1952-54; 56-57; 59-62	3,172	211	15.0	16
15. Jim Keane (e).....	1946-51	3,031	206	14.7	23
16. Wendell Davis (wr).....	1988-93	3,000	207	14.5	14
17. Dennis McKinnon (wr).....	1983-85; 87-89	2,840	180	15.8	21
18. Bobby Engram (wr).....	1996-2000	2,831	246	11.5	17
19. Bill McColl (e).....	1952-59	2,815	201	14.0	25
20. Devin Hester (wr).....	2006-13	2,807	217	12.9	14
21. Neal Anderson (rb).....	1986-93	2,763	302	9.1	20
22. Emery Moorehead (te).....	1981-88	2,730	200	13.7	14
23. Marcus Robinson (wr).....	1998-2002	2,695	187	14.4	20
24. Desmond Clark (te).....	2003-10	2,639	242	10.9	18
25. Earl Bennett (wr).....	2008-13	2,277	185	12.3	12

— RECEPTIONS —

	Years	Receptions	Yards	Avg	TD
1. Walter Payton (rb).....	1975-87	492	4,538	9.2	15
2. Matt Forté (rb).....	2008-15	487	4,116	8.5	19
3. Johnny Morris (wr).....	1958-67	356	5,059	14.2	31
4. Marty Booker (wr).....	1999-2003; 08	329	3,895	11.8	25
Curtis Conway (wr).....	1993-99	329	4,498	13.7	31
6. Mike Ditka (te).....	1961-66	316	4,503	14.3	34
7. Neal Anderson (rb).....	1986-93	302	2,763	9.1	20
8. Alshon Jeffery (wr).....	2012-16	288	4,311	15.0	25
9. Brandon Marshall (wr).....	2012-14	279	3,524	12.5	31
10. Matt Suhey (fb).....	1980-89	260	2,113	8.1	5
11. Bobby Engram (wr).....	1996-2000	246	2,831	11.5	17
12. Desmond Clark (te).....	2003-10	242	2,639	10.9	18
13. Dick Gordon (wr).....	1965-71	238	3,550	14.9	35
14. Harlon Hill (wr).....	1954-61	226	4,616	20.4	40
15. Devin Hester (wr).....	2006-13	217	2,807	12.9	14
16. Jim Dooley (wr).....	1952-54; 56-57; 59-62	211	3,172	15.0	16
17. Martellus Bennett (te).....	2013-15	208	2,114	10.2	14
18. Wendell Davis (wr).....	1988-93	207	3,000	14.5	14
19. Jim Keane (e).....	1946-51	206	3,031	14.7	23
20. Bill McColl (e).....	1952-59	201	2,815	14.0	25
21. Emery Moorehead (te).....	1981-88	200	2,730	13.7	14
22. Greg Olsen (te).....	2007-10	194	1,981	10.2	20
23. Marcus Robinson (wr).....	1998-2002	187	2,695	14.4	20
24. Earl Bennett (wr).....	2008-13	185	2,277	12.3	11
25. Willie Gault (wr).....	1983-87	184	3,650	19.8	27

BEARS UPDATED CAREER RECORDS

CAREER KICKOFF RETURNS

	Years	Returns	Yards	Avg	TD
1. Devin Hester	2006-13	222	5,504	24.8	5
2. Glyn Milburn	1998-2001	192	4,596	23.9	2
3. Dennis Gentry	1982-92	192	4,353	22.7	3
4. Jerry Azumah	1999-2005	119	2,885	24.2	2
5. Gale Sayers	1965-71	91	2,781	30.6	6
6. Danieal Manning	2006-10	101	2,711	26.8	1
7. Cecil Turner	1968-73	108	2,616	24.2	4
8. Ron Smith	1965; 70-72	85	2,263	26.6	1
9. Brian Baschnagel	1976-84	89	2,104	23.6	0
10. Nate Lewis	1994-95	77	1,778	23.1	0
11. Charlie Bivins	1960-66	62	1,531	24.7	0
12. Johnny Knox	2009-11	55	1,506	27.4	1
13. Thomas Sanders	1985-89	79	1,497	18.9	1
14. Ahmad Merritt	2001-03	65	1,434	22.1	0
15. Rashied Davis	2005-10	70	1,366	19.5	0

CAREER PUNT RETURNS

	Years	Returns	Yards	Avg	TD
1. Devin Hester	2006-13	264	3,241	12.3	*13
2. George McAfee	1940-41; 45-50	112	1,431	12.8	2
3. Dennis McKinnon	1983-85; 87-89	127	1,171	9.2	3
4. Jeff Fisher	1981-84	123	1,137	9.2	1
5. R.W. McQuarters	2000-04	93	983	10.6	2
6. Glyn Milburn	1998-2001	94	970	10.3	1
7. Johnny Morris	1958-67	104	893	8.6	1
8. Steve Schubert	1975-79	103	866	8.4	3
9. Virgil Livers	1975-79	86	738	8.6	0
10. Johnny Bailey	1990-91	72	680	9.4	1
11. J.R. Boone	1948-51	56	635	11.3	0
12. Ray "Scooter" McLean	1940-47	42	622	14.8	3
13. Leon Johnson	2001-02	56	543	9.7	0
14. Ron Smith	1965; 70-72	86	485	5.6	0
15. Lew Barnes	1986	59	482	8.5	0

* NFL Record

CAREER PUNTING

(100+ Punts)	Years	Punts	Yards	Gross Avg
1. George Gulyanics	1947-52	113	5,032	44.5
2. Patrick O'Donnell	2014-16	178	7,806	43.9
3. Adam Podlesh	2011-13	238	10,065	42.3
4. Todd Sauerbrun	1995-99	328	13,849	42.2
5. Bobby Joe Green	1962-73	833	35,057	42.1
6. Brad Maynard	2001-10	878	36,781	41.9
7. Fred "Curley" Morrison	1950-53	243	10,170	41.9
8. Bryan Wagner	1987-88	115	4,743	41.2
9. Maury Buford	1985-86; 89-91	354	14,451	40.8
10. Ed Brown	1954-61	343	13,912	40.6

2016 CHICAGO BEARS



**2016 BIO BITS &
SUPPLEMENTAL
BIOS**



49 SAM ACHO

Ht: 6-3 Wt: 260
 Age: 27 College: Texas
 Bears Season: 2 NFL Season: 6
 Acquired: Unrestricted free agent in 2015 (ARI)

LINEBACKER

2016 CHICAGO BEARS

Date	W/L	Opp.	Tkls-S	Sk-YL	INT-Yds	PD	FF	FR	TFL
9/11	L	at HOU	1-1	0-0	0-0	0	0	0	0
9/19	L	PHI	3-2	1-3	0-0	0	0	0	0
9/25	L*	at DAL	4-3	0-0	0-0	0	0	0	1
10/2	W*	DET	1-1	0-0	0-0	0	0	0	0
10/9	L*	at IND	1-0	0-0	0-0	0	0	0	1
10/16	L*	JAC	3-3	0-0	0-0	0	0	0	1
10/20	L	at GB	3-1	0-0	0-0	1	0	0	0
10/31	W	MIN	1-0	0-0	0-0	0	0	0	0
11/13		at TB							
11/20		at NYG							
11/27		TEN							
12/4		SF							
12/11		at DET							
12/18		GB							
12/24		WAS							
1/1		at MIN							
Totals	1-3		17-11	1-3	0-0	1	0	0	3


SAM ACHO'S NFL STATISTICS

REGULAR SEASON

Year	Team	GP	GS	Tackles				Interceptions				Fumbles			Misc.			
				Tot	S	A	Sk	Yds	No	Yds	Lg	TD	PD	FF	FR	Yds	TFL	STT
2011	Arizona	16	10	36	30	6	7.0	50.0	0	0	-	0	2	4	1	1	5.0	7
2012	Arizona	16	16	45	32	13	4.0	18.0	2	2	2	0	3	2	0	0	6.0	3
2013	Arizona	3	2	3	3	0	1.0	9.0	0	0	-	0	0	1	1	0	1.0	2
2014	Arizona	16	4	28	21	7	1.0	15.0	1	3	3	0	3	0	0	0	4.0	3
2015	Chicago	15	7	60	31	29	0.0	0.0	0	0	-	0	1	1	1	0	3.0	8
2016	Chicago	8	4	17	11	5	1.0	3.0	0	0	-	0	1	0	0	0	3.0	2
Bears totals		23	11	77	42	34	1.0	3.0	0	0	-	0	2	1	1	0	6.0	10
NFL totals		74	43	189	128	60	14.0	95.0	3	5	3	0	10	8	3	1	22.0	23

SEASON / CAREER / PLAYOFF HIGHS

	2016	Career	Playoff
Tackles	4, at DAL (9/25)	8, twice	7, at CAR (1/3/15)
Solos	3, twice	5, twice	2, at CAR (1/3/15)
Sacks	1, vs. PHI (9/19)	2, at STL (11/27/11)	1, at CAR (1/3/15)
Tackles for losses	1, three times	2, twice	None



76

MIKE
ADAMS

Ht: 6-7

Age: 26

Bears Season: 1

Acquired: Free agent in 2016

Wt: 323

College: Ohio State

NFL Season: 5

OFFENSIVE LINE

MIKE ADAMS' NFL STATISTICS

GAMES PLAYED-STARTED - 42-20: 2012 PIT (10-6); 2013 PIT (15-10); 2014 PIT (16-4); 2016 CHI (8-0).



38 ADRIAN AMOS

Ht: 6-0 **Wt:** 214
Age: 23 **College:** Penn State
Bears Season: 2 **NFL Season:** 2
Acquired: 5th round of the 2015 draft (142nd overall)

DEFENSIVE BACK

2016 CHICAGO BEARS

Date	W/L	Opp.	Tkls-S	Sk-YL	INT-Yds	PD	FF	FR	TFL
9/11	L*	at HOU	5-5	0-0	0-0	0	0	0	0
9/19	L*	PHI	2-2	0-0	0-0	0	0	0	0
9/25	L*	at DAL	3-3	0-0	0-0	0	0	1	0
10/2	W*	DET	6-5	0-0	0-0	1	0	0	0
10/9	L*	at IND	4-3	0-0	0-0	0	1	0	0
10/16	L*	JAC	3-3	0-0	0-0	1	0	0	0
10/20	L*	at GB	8-6	0-0	0-0	0	0	0	0
10/31	W*	MIN	5-5	0-0	0-0	0	0	0	0
11/13		at TB							
11/20		at NYG							
11/27		TEN							
12/4		SF							
12/11		at DET							
12/18		GB							
12/24		WAS							
1/1		at MIN							
Totals	2-6		36-32	0-0	0-0	2	1	1	0

ADRIAN AMOS' CAREER STATISTICS

REGULAR SEASON

Year	Team	GP	GS	Tackles					Interceptions				Fumbles			Misc.		
				Tot	S	A	Sk	Yds	No	Yds	Lg	TD	PD	FF	FR	Yds	TFL	STT
2015	Chicago	16	16	67	57	10	1.0	7.0	0	0	-	0	4	0	0	0	2.0	1
2016	Chicago	8	8	36	32	4	0	0	0	0	-	0	2	1	1	0	1.0	1
NFL totals		24	24	103	89	14	1.0	7.0	0	0	-	0	6	1	1	0	3.0	2

SEASON / CAREER / PLAYOFF HIGHS

	2016	Career	Playoff
Tackles	8, at GB (10/20)	11, vs. WAS (12/13/15)	None
Solos	6, at GB (10/20)	9, vs. WAS (12/13/15)	None
Tackles For Loss	None	1, three times	None
Interceptions	None	None	None
Sacks	None	1, vs. DEN (11/22/15)	None



58

JONATHAN ANDERSON

Ht: 6-1 Wt: 235
 Age: 24 College: TCU
 Bears Season: 2 NFL Season: 2
 Acquired: Undrafted free agent in 2015

LINEBACKER

2016 CHICAGO BEARS

Date	W/L	Opp.	Tkls-S	Sk-YL	INT-Yds	PD	FF	FR	TFL
9/11	L	at HOU	0-0	0-0	0-0	0	0	0	0
9/19	L	PHI	0-0	0-0	0-0	0	0	0	0
9/25	L	at DAL	2-1	0-0	0-0	0	0	0	0
10/2		DET							
10/9		at IND							
10/16		JAC							
10/20		at GB							
10/31		MIN							
11/13		at TB							
11/20		at NYG							
11/27		TEN							
12/4		SF							
12/11		at DET							
12/18		GB							
12/24		WAS							
1/1		at MIN							
Totals	0-0		0-0	0-0	0-0	0	0	0	0

JONATHAN ANDERSON'S NFL STATISTICS

REGULAR SEASON

Year	Team	GP	GS	Tackles				Interceptions				Fumbles			Misc.			
				Tot	S	A	Sk	Yds	No	Yds	Lg	TD	PD	FF	FR	Yds	TFL	STT
2015	Chicago	11	3	34	30	4	0.0	0.0	1	0	0	0	2	0	0	0	1.0	3
2016	Chicago	3	0	2	1	1	0.0	0.0	0	0	0	0	0	0	0	0	0	2
NFL totals		14	3	36	31	5	0.0	0.0	1	0	0	0	2	0	0	0	1.0	5

SEASON / CAREER / PLAYOFF HIGHS

	2016	Career	Playoff
Tackles	2, at DAL (9/25)	13, at SD (10/9/15)	None
Solos	1, at DAL (9/25)	11, at SD (10/9/15)	None
Tackles For Loss	None	1, twice	None
Sacks	None	None	None



12 MATT BARKLEY

Ht: 6-2 **Wt:** 227
Age: 26 **College:** USC
Bears Season: 1 **NFL Season:** 4
Acquired: Aquired from waivers from ARI in 2016

QUARTERBACK

2016 CHICAGO BEARS

Date	W/L	Opp.	Att	Cmp	Yds	Pct.	TD	INT	Lg	Sk/Lst	Rtg
9/11	L	at HOU									
9/19	L	PHI									
9/25	L	at DAL									
10/2	W	DET									
10/9	L	at IND									
10/16	L	JAC									
10/20	L	at GB	15	6	81	40.0	0	2	26	1/10	18.3
10/31	W	MIN									
11/13		at TB									
11/20		at NYG									
11/27		TEN									
12/4		SF									
12/11		at DET									
12/18		GB									
12/24		WAS									
1/1		at MIN									
Totals	0-0		15	6	81	40.0	0	2	26	1/10	18.3

MATT BARKLEY'S NFL STATISTICS

REGULAR SEASON

Year	Team	GP-GS	Att	Cmp	Pct	Yds	Yds/Att	TD	Int	Lg	Sk-Yds	Rating
2013	PHI	3-0	49	30	61.2	300	6.1	0	4	26	3-24	44.6
2014	PHI	1-0	1	0	0.0	0	0.0	0	0	0-0	0-0	39.6
2016	Chicago	1-0	15	6	40.0	81	5.4	0	2	26	1-10	18.3
NFL totals		5-0	65	36	55.4	381	5.9	0	4	26	3-24	34.2

ADDITIONAL STATS: Fumbles-Lost -- (3-1): 2013 (3-1).

Year	Team	Rush	Yds	Avg	Lg	TD
2013	PHI	2	-2	-1.0	-1	0
2014	PHI	3	0	0.0	0	0
2016	Chicago	1	-1	-1.0	-1	0
NFL totals		6	-3	-0.5	0	0

SEASON / CAREER / PLAYOFF HIGHS

	2016	Career	Playoff
Attempts	15, at GB (10/20)	26, vs. NYG (10/27/13)	None
Completions	6, at GB (10/20)	17, vs NYG (10/27/13)	None
Passing Yards	81, at GB (10/20)	158, vs. NYG (11/6/08)	None
TD Passes	None	None	None
Interceptions	2, at GB (10/20)	3, vs. DAL (10/20/13)	None
Longest Completion ..	26, at GB (10/20)	26, twice	None



4

CONNOR BARTH

Ht: 5-11

Wt: 200

Age: 30

College: North Carolina

Bears Season: 3

NFL Season: 9

Acquired: Free agent in 2016 (NO)

KICKER

2016 CHICAGO BEARS

Date	W/L	Opp.	PAT	FG	PTS	FGs (Missed)
9/11	L	at HOU	2-2	0-0	2	0
9/19	L	PHI	2-2	0-1	2	(31)
9/25	L	at DAL	2-2	1-1	5	34
10/2	W	DET	2-2	1-2	5	25, (50)
10/9	L	at IND	2-2	3-4	11	35, 49, (49), 24
10/16	L	JAC	1-1	3-3	10	36, 24, 32
10/20	L	at GB	1-1	1-1	4	39
10/31	W	MIN	2-2	2-2	8	30, 28
11/13		at TB				
11/20		at NYG				
11/27		TEN				
12/4		SF				
12/11		at DET				
12/18		GB				
12/24		WAS				
1/1		at MIN				
Totals	0-0		14-14	11-14	47	

CONNOR BARTH'S NFL STATISTICS

REGULAR SEASON

Year	Team	GP	FG-FGA	Pct	Lg	Blk	XP-XPA	Pct	Blk	Points
2008	Kansas City	10	10-12	83.3	45	0	24-24	100.0	0	54
2009	Tampa Bay	9	14-19	73.7	54	0	12-12	100.0	0	54
2010	Tampa Bay	16	23-28	82.1	53	0	36-36	100.0	0	105
2011	Tampa Bay	16	26-28	92.9	55	0	23-23	100.0	0	101
2012	Tampa Bay	15	28-33	84.8	57	0	39-39	100.0	0	123
2014	Denver	5	15-16	93.8	50	0	15-15	100.0	0	60
2015	Tampa Bay	12	23-28	82.1	53	0	25-26	96.2	0	94
2016	Chicago	8	11-14	78.6	49	0	14-14	100.0	0	47
NFL Totals		91	150-178	84.3	57	0	188-189	99.5	0	638

ADDITIONAL STATS: Punting -- 2 for 79 yards; 2009 (1 for 46 yards), 2010 (1 for 33 yards).

Year	Team	1-19	Pct	20-29	Pct	30-39	Pct	40-49	Pct	50+ Pct
2008	Kansas City	0-0	-	6-6	100.0	3-4	75.0	1-1	100.0	0-1 0.0
2009	Tampa Bay	0-0	-	2-2	100.0	4-6	66.7	5-7	71.4	3-4 75.0
2010	Tampa Bay	0-0	-	6-6	100.0	10-10	100.0	6-10	60.0	1-2 50.0
2011	Tampa Bay	0-0	-	5-5	100.0	6-6	100.0	13-14	92.9	2-3 66.7
2012	Tampa Bay	0-0	-	7-7	100.0	3-4	75.0	23-13	92.3	6-9 66.7
2014	Denver	2-2	100.0	4-4	100.0	5-5	100.0	3-4	75.0	1-1 100.0
2015	Tampa Bay	0-0	-	9-9	100.0	8-8	100.0	3-6	50.0	3-5 60.0
2016	Chicago	0-0	-	4-4	100.0	6-7	85.7	1-2	50.0	0-1 0.0
NFL Totals		2-2	100.0	43-43	100.0	45-50	90.0	44-57	77.2	16-26 61.5

SEASON / CAREER / PLAYOFF HIGHS

	2016	Career	Playoff
FG Attempts	4, at IND (10/9)	5, three times	3, vs. NO (1/21/07)
Made FGs	3, twice	4, seven times.....	3, vs. NO (1/21/07)
Longest FG	49, at IND (10/9).....	57, at DEN (12/11/11) ...	49, vs. SEA (1/14/07)
PAT Attempts	2, five times.....	6, four times.....	5, vs. SEA (1/16/11)
Made PATs	2, five times.....	6, four times.....	5, vs. SEA (1/16/11)
Points	11, at IND (10/9).....	16, two times.....	13, vs. NO (1/21/07)



20

DE'VANTE BAUSBY

Ht: 6-2 Wt: 190
 Age: 23 College: Pittsburg State
 Bears Season: 1 NFL Season: 1
 Acquired: Waived free agent in 2015 (KC)

DEFENSIVE BACK

2016 CHICAGO BEARS

Date	W/L	Opp.	Tkls-S	Sk-YL	INT-Yds	PD	FF	FR	TFL
9/11	L	at HOU			PRACTICE SQUAD				
9/19	L	PHI			PRACTICE SQUAD				
9/25	L	at DAL			PRACTICE SQUAD				
10/2	W	DET			PRACTICE SQUAD				
10/9	L	at IND			PRACTICE SQUAD				
10/16	L	JAC			PRACTICE SQUAD				
10/20	L	at GB	8-7	0-0	0-0	0	0	0	0
10/31	W	MIN	4-4	0-0	0-0	0	0	0	0
11/13		at TB							
11/20		at NYG							
11/27		TEN							
12/4		SF							
12/11		at DET							
12/18		GB							
12/24		WAS							
1/1		at MIN							
Totals	0-0		12-11	0-0	0-0	0	0	0	0

DE'VANTE BAUSBY'S CAREER STATISTICS

REGULAR SEASON

Year	Team	GP	GS	Tackles					Interceptions				Fumbles			Misc.			
				Tot	S	A	Sk	Yds	No	Yds	Lg	TD	PD	FF	FR	Yds	TFL	STT	
2016	Chicago	2	0	12	11	1	0	0	0	0	0	-	0	0	0	0	0	0	0

SEASON / CAREER / PLAYOFF HIGHS

	2016	Career	Playoff
Tackles	8, at GB (10/20)	Same	None
Solos	7, at GB (10/20)	Same	None
Tackles For Loss	None	Same	None
Interceptions	None	Same	None
Sacks	None	Same	None



43 JOIQUE BELL

Ht: 5-11 Wt: 231
Age: 30 College: Wayne State
Bears Season: 1 NFL Season: 6
Acquired: Signed free agent in 2016

RUNNING BACK

2016 CHICAGO BEARS

Date	W/L	Opp.	Rush	Yds	Avg	Lg	TD	Rec	Yds	Avg	TD	Lg
9/11	L	at HOU										
9/19	L	PHI										
9/25	L	at DAL										
10/2	W	DET	3	6	2.0	6	0	0	0	0.0	0	-
10/9	L	at IND	0	0	0.0	0	0	0	0	0.0	0	-
10/16	L	JAC	0	0	0.0	0	0	0	0	0.0	0	-
10/20	L	at GB	0	0	0.0	0	0	0	0	0.0	0	-
10/31		MIN										
11/13		at TB										
11/20		at NYG										
11/27		TEN										
12/4		SF										
12/11		at DET										
12/18		GB										
12/24		WAS										
1/1		at MIN										
Totals	0-0		3	6	2.0	6	0	0	0	0.0	0	-

WAIVED 10/24



11

JOSH BELLAMY

Ht: 6-0 Wt: 211
 Age: 27 College: Louisville
 Bears Season: 3 NFL Season: 2
 Acquired: Waived free agent in 2014 (NO)

WIDE RECIEVER

2016 CHICAGO BEARS

Date	W/L	Opp.	Rec	Yds	Avg	Lg	TD	Rush	Yds	TD	Lg
9/11	L	at HOU	0	0	-	-	0	0	0	0	-
9/19	L	PHI	0	0	-	-	0	0	0	0	-
9/25	L	at DAL	0	0	-	-	0	0	0	0	-
10/2	W	DET	0	0	-	-	0	0	0	0	-
10/9	L	at IND	1	14	14.0	14	0	0	0	0	-
10/16	L	JAC	0	0	-	-	0	1	7	0	7
10/20	L	at GB	2	32	16.0	25	0	0	0	0	-
10/31	W	MIN	1	4	4.0	4	0	0	0	0	-
11/13		at TB									
11/20		at NYG									
11/27		TEN									
12/4		SF									
12/11		at DET									
12/18		GB									
12/24		WAS									
1/1		at MIN									
Totals	0-0		4	50	12.5	25	0	1	7	0	7

JOSH BELLAMY'S NFL STATISTICS

REGULAR SEASON

Year	Team	GP-GS	Rec	Yds	Avg	Lg	TD	Rush	Yds	Avg	Lg	TD	STT
2012	Kansas City	3-0	0	0	-	-	0	0	0	-	-	0	0
2013	Washington	5-0	0	0	-	-	0	0	0	-	-	0	0
2014	Chicago	4-0	0	0	-	-	0	0	0	-	-	0	0
2015	Chicago	16-3	19	224	11.8	48t	2	0	0	-	-	0	10
2016	Chicago	8-0	4	50	12.5	25	0	1	7	7.0	7	0	3
Bears totals		28-3	23	274	11.9	48t	2	1	7	7.0	7	0	13
NFL totals		36-3	23	274	11.9	48t	2	1	7	7.0	7	0	13

ADDITIONAL STATS: Kickoff Returns - 6 for 113: 2012 KC (5 for 101); 2015 CHI (1 for 12).

SEASON / CAREER / PLAYOFF HIGHS

	2016	Career	Playoff
Receptions	2, at GB (10/20).....	6, at KC (10/11/15).....	Same
Receiving Yards	32, at GB (10/20).....	57, vs. DEN (11/22/15)..	Same
Longest Reception	25 at GB (10/20).....	48t, vs. ARI (9/20/15)..	Same
Receivng TDs	None.....	1, twice.....	Same



84 BEN BRAUNECKER

Ht: 6-4
Age: 22

Wt: 265
College: Harvard

Acquired: Free agent in 2016

TIGHT END

2016 CHICAGO BEARS

Date	W/L	Opp.	Rec	Yds	Avg	Lg	TD	Rush	Yds	TD	Lg
9/11	L	HOU									
9/19	L	PHI									
9/25	L	at DAL									
10/2	W	DET	0	0	0	-	0	0	0	0	0
10/9	L	at IND	0	0	0	-	0	0	0	0	0
10/16	L	JAC	0	0	0	-	0	0	0	0	0
10/20	L	at GB	0	0	0	-	0	0	0	0	0
10/31	W	MIN	1	8	8.0	8	0	0	0	0	0
11/13		at TB									
11/20		at NYG									
11/27		TEN									
12/4		SF									
12/11		at DET									
12/18		GB									
12/24		WAS									
1/1		at MIN									
Totals	0-0		1	8	8.0	8	0	0	0	0	0

BEN BRAUNECKER'S NFL STATISTICS

REGULAR SEASON

Year	Team	GP-GS	Rec	Yds	Avg	Lg	TD
2016	Chicago	5-0	1	8	8.0	8	0

ADDITIONAL STATS: Special Teams Tackles - 2016- 1

SEASON / CAREER / PLAYOFF HIGHS

	2016	Career	Playoff
Receptions.....	1, vs. MIN (10/31)	Same	None
Receiving Yards	8, vs. MIN (10/31)	Same	None
Longest Reception	8, vs. MIN (10/31)	Same	None
Receiving TDs.....	None.....	None	None



85 DANIEL BROWN

Ht: 6-5 **Wt:** 243
Age: 24 **College:** James Madison
Bears Season: 1 **NFL Seasons:** 2
Acquired: Free agent in 2016

TIGHT END

2016 CHICAGO BEARS

Date	W/L	Opp.	Rec	Yds	Avg	Lg	TD	Rush	Yds	TD	Lg
9/11	L	HOU		NOT WITH TEAM							
9/19	L	PHI		NOT WITH TEAM							
9/25	L	at DAL		NOT WITH TEAM							
10/2	W	DET		NOT WITH TEAM							
10/9	L	at IND		WITH BAL							
10/16	L	JAC		WITH BAL							
10/20	L	at GB		NOT WITH TEAM							
10/31	W	MIN		INACTIVE							
11/13		at TB									
11/20		at NYG									
11/27		TEN									
12/4		SF									
12/11		at DET									
12/18		GB									
12/24		WAS									
1/1		at MIN									
Totals	0-0		0	0	0.0	0	0	0	0	0	-

DANIEL BROWN'S NFL STATISTICS

REGULAR SEASON

Year	Team	GP-GS	Rec	Yds	Avg	Lg	TD
2015	Baltimore	6-1	6	64	10.7	31	0
2016	Chicago	0-0	0	0	0.0	-	0
NFL totals		6-1	6	64	10.7	31	0

SEASON / CAREER / PLAYOFF HIGHS

	2016	Career	Playoff
Receptions	None.....	5, vs. SEA (12/13/15)....	None
Receiving Yards	None.....	47, vs. SEA (12/13/15)..	None
Longest Reception	None.....	31, vs. SEA (12/13/15) ..	None
Receivng TDs	None.....	None.....	None



74 JONATHAN BULLARD

Ht: 6-3
Age: 22

Wt: 290
College: Florida

Acquired: 3rd round of the 2016 NFL draft (72nd overall)

DEFENSIVE LINE

2016 CHICAGO BEARS

Date	W/L	Opp.	Tkls-S	Sk-YL	INT-Yds	PD	FF	FR	TFL
9/11	L	at HOU	1-0	0-0	0-0	0	0	0	0
9/19	L	PHI	1-1	0-0	0-0	0	0	0	0
9/25	L	at DAL	2-2	0-0	0-0	0	0	0	0
10/2	W	DET	DID NOT PLAY						
10/9	L	at IND	3-3	1-3	0-0	0	0	0	2
10/16	L	JAC	1-1	0-0	0-0	0	0	0	0
10/20	L	at GB	2-1	0-0	0-0	0	0	0	0
10/31	W	MIN	2-2	0-0	0-0	0	0	0	0
11/13		at TB							
11/20		at NYG							
11/27		TEN							
12/4		SF							
12/11		at DET							
12/18		GB							
12/24		WAS							
1/1		at MIN							
Totals	0-0		12-10	1-3	0-0	0	0	0	2

JONATHAN BULLARD'S CAREER STATISTICS

REGULAR SEASON

Year	Team	GP	GS	Tackles					Interceptions				Fumbles			Misc.			
				Tot	S	A	Sk	Yds	No	Yds	Lg	TD	PD	FF	FR	Yds	TFL	STT	
2016	Chicago	7	0	12	10	2	1.0	3	0	0	0	0	0	0	0	0	0	2	0

SEASON / CAREER / PLAYOFF HIGHS

	2016	Career	Playoff
Tackles	3, at IND (10/9).....	Same	None
Solos	3, at IND (10/9).....	Same	None
Tackles For Loss	2, at IND (10/9).....	Same	None
Interceptions	None	None	None
Sacks	1, at IND (10/9).....	Same	None



26

DEON BUSH

Ht: 6-0
Age: 22

Wt: 200
College: Miami (Fla.)

Acquired: 4th round of the 2016 draft (124th overall)

DEFENSIVE BACK

2016 CHICAGO BEARS

Date	W/L	Opp.	Tkls-S	Sk-YL	INT-Yds	PD	FF	FR	TFL
9/11	L	at HOU			INACTIVE				
9/19	L	PHI			INACTIVE				
9/25	L	at DAL	0-0	0-0	0-0	0	0	0	0
10/2	W	DET			INACTIVE				
10/9	L	at IND			INACTIVE				
10/16	L	JAC	0-0	0-0	0-0	0	0	0	0
10/20	L	at GB	0-0	0-0	0-0	0	0	0	0
10/31	W	MIN	0-0	0-0	0-0	0	0	0	0
11/13		at TB							
11/20		at NYG							
11/27		TEN							
12/4		SF							
12/11		at DET							
12/18		GB							
12/24		WAS							
1/1		at MIN							
Totals	0-0		0-0	0-0	0-0	0	0	0	0

DEON BUSH'S CAREER STATISTICS

REGULAR SEASON

Year	Team	GP	GS	Tackles					Interceptions				Fumbles			Misc.			
				Tot	S	A	Sk	Yds	No	Yds	Lg	TD	PD	FF	FR	Yds	TFL	STT	
2016	Chicago	4	0	0	0	0	0.0	0.0	0	0	-	0	0	0	0	0	0	0.0	1

SEASON / CAREER / PLAYOFF HIGHS

	2016	Career	Playoff
Tackles	None	None	None
Solos	None	None	None
Tackles For Loss	None	None	None
Interceptions	None	None	None
Sacks	None	None	None



37

BRYCE CALLAHAN

Ht: 5-9 **Wt:** 191
Age: 24 **College:** Rice
Bears Season: 2 **NFL Season:** 2
Acquired: Undrafted free agent in 2015

DEFENSIVE BACK

2016 CHICAGO BEARS

Date	W/L	Opp.	Tkls-S	Sk-YL	INT-Yds	PD	FF	FR	TFL
9/11	L*	at HOU	0-0	0-0	0-0	0	0	0	0
9/19	L*	PHI	1-1	0-0	0-0	1	0	0	0
9/25	L	at DAL			INACTIVE				
10/2	W*	DET	5-5	0-0	0-0	0	0	0	0
10/9	L*	at IND	6-5	0-0	0-0	1	0	0	0
10/16	L*	JAC	6-6	0-0	0-0	0	0	0	0
10/20	L*	at GB	1-1	0-0	0-0	0	0	0	0
10/31	W	MIN			INACTIVE				
11/13		at TB							
11/20		at NYG							
11/27		TEN							
12/4		SF							
12/11		at DET							
12/18		GB							
12/24		WAS							
1/1		at MIN							
Totals	1-5		19-18	0-0	0-0	2	0	0	0

BRYCE CALLAHAN'S CAREER STATISTICS

REGULAR SEASON

Year	Team	GP	GS	Tackles				Interceptions				Fumbles			Misc.			
				Tot	S	A	Sk	Yds	No	Yds	Lg	TD	PD	FF	FR	Yds	TFL	STT
2015	Chicago	9	3	21	20	1	1.0	0.0	0	0	-	0	3	0	0	0	4.0	0
2016	Chicago	6	6	19	18	1	0.0	0.0	0	0	-	0	2	0	0	0	0.0	1
NFL totals		15	9	40	38	2	1.0	0.0	0	0	-	0	5	0	0	0	4.0	1

SEASON / CAREER / PLAYOFF HIGHS

	2016	Career	Playoff
Tackles	6, twice.....	Same	None
Solos	6, vs. JAC (10/16)	Same	None
Tackles For Loss	None	1, four times.....	None
Interceptions	None	None	None
Sacks	None	1, vs. DET (1/3/16)	None



25

KA'DEEM CAREY

Ht: 5-10 Wt: 215
 Age: 23 College: Arizona
 Bears Season: 3 NFL Season: 3
 Acquired: 4th round of the 2014 draft

RUNNING BACK

2016 CHICAGO BEARS

Date	W/L	Opp.	Rush	Yds	Avg	Lg	TD	Rec	Yds	Avg	TD	Lg
9/11	L	at HOU	1	4	4.0	4	0	0	0	0.0	0	-
9/19	L	PHI	2	3	1.5	2	0	1	3	3.0	0	-
9/25	L	at DAL										
10/2	W	DET										
10/9	L	at IND	1	2	2.0	2	0	1	15	15.0	0	15
10/16	L	JAC	9	50	5.6	16	0	0	0	0.0	0	0
10/20	L	at GB	10	48	4.8	24	0	1	9	9.0	0	9
10/31	W	MIN	2	3	1.5	2	0	0	0	0.0	0	-
11/13		at TB										
11/20		at NYG										
11/27		TEN										
12/4		SF										
12/11		at DET										
12/18		GB										
12/24		WAS										
1/1		at MIN										
Totals	0-0		25	110	4.4	24	0	3	27	9.0	0	-

KADEEM CAREY'S NFL STATISTICS

REGULAR SEASON

Year	Team	GP-GS	Rush	Yds	Avg	Lg	TD	Rec	Yds	Avg	Lg	TD	STT
2014	Chicago	14-0	36	158	4.4	15	0	5	57	11.4	18	0	0
2015	Chicago	11-1	43	159	3.7	11	2	3	19	6.3	11	1	1
2016	Chicago	6-0	25	110	4.4	24	0	3	27	9.0	15	0	0
NFL totals		31-1	104	427	4.1	24	2	11	103	9.4	18	1	1

ADDITIONAL STATS: Fumbles-Lost--(1-1) 2015 (1-1). Kickoff Returns-- 2 for 38: 2015 CHI (2 for 38).

SEASON / CAREER / PLAYOFF HIGHS

	2016	Career	Playoff
Rushes	10, at GB (10/20)	14, twice	Same
Rushing Yards	59, vs. JAC (10/16) ...	72, vs. GB (9/28/14)....	Same
Longest Run	24, at GB (10/20).....	Same	Same
Rushing TDs	None.....	1, twice.....	None
Receptions	1, three times.....	3, vs. NO (12/15/14)....	None
Receiving Yards	15, at IND (10/9).....	39, vs. NO (12/15/14) ...	None
Longest Reception .	15, at IND (10/9).....	18, vs. NO (12/15/14) ...	None
Receiving TDs	None.....	1, at TB (12/27/15).....	None



6 JAY CUTLER

Ht: 6-3 Wt: 231
 Age: 33 College: Vanderbilt
 Bears Season: 8 NFL Season: 11
 Acquired: Trade with DEN in 2009

QUARTERBACK

2016 CHICAGO BEARS

Date	W/L	Opp.	Att	Cmp	Yds	Pct.	TD	INT	Lg	Sk/Lst	Rtg
9/11	L*	at HOU	29	16	216	55.2	1	1	54	5/31	76.2
9/19	L*	PHI	17	12	157	70.1	0	1	49	3/15	74.9
9/25	L	at DAL									INACTIVE
10/2	W	DET									INACTIVE
10/9	L	at IND									INACTIVE
10/16	L	JAC									INACTIVE
10/20		at GB									INACTIVE
10/31	W*	MIN	31	20	252	64.5	1	0	34	1/7	100.5
11/13		at TB									
11/20		at NYG									
11/27		TEN									
12/4		SF									
12/11		at DET									
12/18		GB									
12/24		WAS									
1/1		at MIN									
Totals	1-2		77	48	625	62.3	2	2	54	9/53	85.7

JAY CUTLER'S NFL STATISTICS

REGULAR SEASON

Year	Team	GP-GS	Att	Cmp	Pct	Yds	Yds/Att	TD	Int	Lg	Sk-Yds	Rating
2006	Denver	5-5	137	81	59.1	1,001	7.3	9	5	71t	13-85	88.5
2007	Denver	16-16	467	297	63.6	3,497	7.5	20	14	68t	27-153	88.1
2008	Denver	16-16	616	384	62.3	4,526	7.3	25	18	93t	11-69	86.0
2009	Chicago	16-16	555	336	60.5	3,666	6.6	27	26	71	35-204	76.8
2010	Chicago	15-15	432	261	60.4	3,274	7.6	23	16	89t	52-352	86.3
2011	Chicago	10-10	314	182	58.0	2,319	7.4	13	7	56t	23-159	85.7
2012	Chicago	15-15	434	255	58.8	3,033	7.0	19	14	60t	38-250	81.3
2013	Chicago	11-11	355	224	63.1	2,621	7.4	19	12	67	19-132	89.2
2014	Chicago	15-15	561	370	66.0	3,812	6.8	28	18	74	38-223	88.6
2015	Chicago	15-15	483	311	64.4	3,659	7.6	21	11	87t	29-150	92.3
2016	Chicago	3-3	77	48	62.3	625	8.1	2	2	54	9-53	85.7
Bears totals		100-100	3,211	1,987	61.9	22,809	7.1	152	106	89t	243-1,523	85.4
NFL totals		137-137	4,431	2,749	62.0	32,033	7.2	206	143	93t	294-1,830	86.0

Record as Starter: 67-67 (.500) - 2006 (2-3), 2007 (7-9), 2008 (8-8), 2009 (7-9), 2010 (10-5), 2011 (7-3); 2012 (10-5), 2013 (5-6), 2014 (5-10), 2015 (5-8), 2016 (1-2).

ADDITIONAL STATS: Fumbles-Lost -- (83-36): 2006 (8-2), 2007 (11-4), 2008 (5-2), 2009 (9-1), 2010 (10-6), 2011 (7-3), 2012 (8-4); 2013 (5-3); 2014 (5-10); 2015 (8-5); 2016 (3-1).

Year	Team	Rush	Yds	Avg	Lg	TD
2006	Denver	12	18	1.5	9	0
2007	Denver	44	205	4.7	31	1
2008	Denver	57	200	3.5	18	2
2009	Chicago	40	173	4.3	30	1
2010	Chicago	50	232	4.6	25	1
2011	Chicago	18	55	3.1	12	1
2012	Chicago	41	233	5.7	24	0
2013	Chicago	23	118	5.1	18	0
2014	Chicago	39	191	4.9	25	2
2015	Chicago	38	201	5.3	26	1
2016	Chicago	3	14	4.7	12	0
Bears totals		252	1,217	4.8	30	6
NFL totals		365	1,640	4.5	31	9

SEASON / CAREER / PLAYOFF HIGHS

	2016	Career	Playoff
Attempts	30, vs. MIN (10/31).....	52, at SF (11/12/09).....	28, vs. SEA (1/16/11)
Completions	20, vs. MIN (10/31).....	36, vs. SD (9/14/08).....	15, vs. SEA (1/16/11)
Passing Yards	252, vs. MIN (10/31).....	447, at CLE (11/6/08).....	274, vs. SEA (1/16/11)
TD Passes	1, at HOU (9/11).....	4, six times.....	2, vs. SEA (1/16/11)
Interceptions	1, at HOU (9/11).....	5, at SF (11/12/09).....	1, vs. GB (1/16/11)
Longest Completion ..	54, at HOU (9/11).....	93t, at CLE (11/6/08).....	58t, vs. SEA (1/16/11)



94

LEONARD FLOYD

Ht: 6-4
Age: 23

Wt: 240
College: Georgia

Acquired: 1st round of the 2016 draft (9th overall)

LINEBACKER

2016 CHICAGO BEARS

Date	W/L	Opp.	Tkls-S	Sk-YL	INT-Yds	PD	FF	FR	TFL
9/11	L*	at HOU	6-2	0.5-4.5	0-0	0	0	0	1
9/19	L*	PHI	2-2	0-0	0-0	0	0	0	0
9/25	L*	at DAL	5-4	0-0	0-0	0	0	0	0
10/2	W*	DET	0-0	0-0	0-0	0	0	0	0
10/9	L	at IND			INACTIVE				
10/16	L	JAC			INACTIVE				
10/20	L*	at GB	3-2	2-23	0-0	0	1	1	1
10/31	W*	MIN	2-2	1-5	0-0	0	0	0	1
11/13		at TB							
11/20		at NYG							
11/27		TEN							
12/4		SF							
12/11		at DET							
12/18		GB							
12/24		WAS							
1/1		at MIN							
Totals	2-4		18-12	3.5-32.5	0-0	0	1	1	3

LEONARD FLOYD'S CAREER STATISTICS

REGULAR SEASON

Year	Team	GP	GS	Tackles					Interceptions				Fumbles			Misc.		
				Tot	S	A	Sk	Yds	No	Yds	Lg	TD	PD	FF	FR	Yds	TFL	STT
2016	Chicago	6	6	18	12	6	3.5	32.5	0	0	-	0	0	1	1	0	3	0

SEASON / CAREER / PLAYOFF HIGHS

	2016	Career	Playoff
Tackles	6, at HOU (9/11)	Same	None
Solos	4, at DAL (9/25)	Same	None
Tackles For Loss .	1, at HOU (9/11)	Same	None
Interceptions	None	Same	None
Sacks	2 at. GB(10/20)	Same	None



50

JERRELL FREEMAN

Ht: 6-0 **Wt:** 236
Age: 30 **College:** Mary Hardin-Baylor
Bears Season: 1 **NFL Season:** 5
Acquired: Unrestricted free agent in 2016 (IND)

LINEBACKER

2016 CHICAGO BEARS

Date	W/L	Opp.	Tkls-S	Sk-YL	INT-Yds	PD	FF	FR	TFL
9/11	L*	at HOU	17-9	0-0	0-0	0	0	0	1
9/19	L*	PHI	5-5	0-0	0-0	1	0	0	3
9/25	L*	at DAL	12-7	0-0	0-0	0	0	0	0
10/2	W*	DET	7-7	0-0	0-0	0	0	0	0
10/9	L*	at IND	7-5	0-0	0-0	0	0	0	0
10/16	L*	JAC	5-5	0-0	0-0	0	0	0	0
10/20	L*	at GB	13-10	0-0	0-0	0	0	0	0
10/31	W*	MIN	7-5	0-0	0-0	0	0	0	0
11/13		at TB							
11/20		at NYG							
11/27		TEN							
12/4		SF							
12/11		at DET							
12/18		GB							
12/24		WAS							
1/1		at MIN							
Totals	2-6		73-53	0-0	0-0	1	0	0	4

JERRELL FREEMAN'S NFL STATISTICS

REGULAR SEASON

Year	Team	GP	GS	Tackles				Interceptions				Fumbles			Misc.			
				Tot	S	A	Sk	Yds	No	Yds	Lg	TD	PD	FF	FR	Yds	TFL	STT
2012	Indianapolis	16	16	145	90	55	2.0	17.0	1	4	4t	1	3	1	0	0	7.0	0
2013	Indianapolis	16	16	126	83	43	5.5	22.5	2	13	13	0	6	6	2	24	6.0	0
2014	Indianapolis	12	12	95	58	37	1.5	8.5	0	0	-	0	6	1	0	0	4.0	0
2015	Indianapolis	13	13	112	66	46	3.0	33.0	1	23	23t	1	2	0	1	0	4.0	0
2016	Chicago	8	8	73	53	20	0.0	0.0	0	0	0	0	1	0	0	0	3.0	0
NFL totals		69	69	551	350	201	12.0	81.0	4	40	23t	2	18	8	3	24	25.0	0

SEASON / CAREER / PLAYOFF HIGHS

	2016	Career	Playoff
Tackles	17, at HOU (9/11)	Same	15, vs. CIN (1/4/15)
Solos	10, at GB (10/20)	11, at TEN (10/28/12)	7, vs. CIN (1/4/15)
Sacks	None	2, twice	1.5, vs. CIN (1/4/15)
Tackles for losses	3, vs. PHI (9/19)	3, twice	1, vs. KC (1/4/14)



23 KYLE FULLER

Ht: 5-11 **Wt:** 190
Age: 24 **College:** Virginia Tech
Bears Season: 3 **NFL Season:** 3
Acquired: 1st round of the 2014 draft

DEFENSIVE BACK

2016 CHICAGO BEARS

Date	W/L	Opp.	Tkls-S	Sk-YL	INT-Yds	PD	FF	FR	TFL
9/11	L	at HOU			INACTIVE				
9/19	L	PHI			INACTIVE				
9/25	L	at DAL			INACTIVE				
10/2	L	DET							
10/9		at IND							
10/16		JAC							
10/20		at GB							
10/31		MIN							
11/13		at TB							
11/20		at NYG							
11/27		TEN							
12/4		SF							
12/11		at DET							
12/18		GB							
12/24		WAS							
1/1		at MIN							
Totals	0-0		0-0	0-0	0-0	0	0	0	0

INJURED RESERVE 9/12/8

KYLE FULLER'S CAREER STATISTICS

REGULAR SEASON

Year	Team	GP	GS	Tackles					Interceptions				Fumbles			Misc.		
				Tot	S	A	Sk	Yds	No	Yds	Lg	TD	PD	FF	FR	Yds	TFL	STT
2014	Chicago	16	14	73	54	19	0.0	0.0	4	81	31	0	9	3	0	0	3.0	2
2015	Chicago	16	16	56	45	11	0.0	0.0	2	24	15	0	15	0	0	0	0.0	1
2016	Chicago	0	0	0	0	0	0	0	0	0	-	0	0	0	0	0	0	0
NFL totals		32	30	129	99	30	0.0	0.0	6	105	31	0	24	3	0	0	3.0	3

SEASON / CAREER / PLAYOFF HIGHS

	2016	Career	Playoff
Tackles	None	8, at DET (11/27/14)	None
Solos	None	7, three times	None
Tackles For Loss	None	1, three times	None
Interceptions	None	2, at SF (9/14/14)	None
Sacks	None	None	None



39

JACOBY GLENN

Ht: 6-0 Wt: 185
 Age: 22 College: Central Florida
 Bears Season: 2 NFL Season: 2
 Acquired: Undrafted free agent in 2015

DEFENSIVE BACK

2016 CHICAGO BEARS

Date	W/L	Opp.	Tkls-S	Sk-YL	INT-Yds	PD	FF	FR	TFL
9/11	L*	at HOU	5-5	0-0	0-0	2	0	0	0
9/19	L*	PHI	7-7	0-0	0-0	2	0	0	0
9/25	L*	at DAL	7-5	0-0	0-0	1	1	0	0
10/2	W	DET	1-1	0-0	1-21	1	0	0	0
10/9	L	at IND	3-3	0-0	0-0	0	0	0	0
10/16	L	JAC	1-1	0-0	0-0	0	0	0	0
10/20	L	at GB	2-1	0-0	0-0	0	0	0	0
10/31		MIN							
11/13		at TB							
11/20		at NYG							
11/27		TEN							
12/4		SF							
12/11		at DET							
12/18		GB							
12/24		WAS							
1/1		at MIN							
Totals	0-3		26-23	0-0	1-21	6	1	0	0

JACOBY GLENN'S CAREER STATISTICS

REGULAR SEASON

Year	Team	GP	GS	Tackles					Interceptions				Fumbles			Misc.		
				Tot	S	A	Sk	Yds	No	Yds	Lg	TD	PD	FF	FR	Yds	TFL	STT
2015	Chicago	1	0	0	0	0	0.0	0.0	0	0	0	0	0	0	0	0	0.0	0
2016	Chicago	7	3	26	23	3	0.0	0.0	1	21	21	0	6	1	0	0	0	0
NFL totals		8	3	26	23	3	0.0	0.0	1	21	21	0	6	1	0	0	0	0

SEASON / CAREER / PLAYOFF HIGHS

	2016	Career	Playoff
Tackles	7, twice.....	Same.....	None.....
Solos	7, vs. PHI (9/19).....	Same.....	None.....
Tackles For Loss	None.....	None.....	None.....
Interceptions	1, vs. DET (10/2).....	None.....	None.....
Sacks	None.....	None.....	None.....

WANTED 1/10/25



91

EDDIE GOLDMAN

Ht: 6-4 **Wt:** 320
Age: 22 **College:** Florida State
Bears Season: 2 **NFL Season:** 2
Acquired: 2nd round of the 2015 draft (39th overall)

DEFENSIVE LINE

2016 CHICAGO BEARS

Date	W/L	Opp.	Tkls-S	Sk-YL	INT-Yds	PD	FF	FR	TFL
9/11	L*	at HOU	6-2	0.5-4.5	0-0	0	0	0	0
9/19	L*	PHI	1-1	0-0	0-0	1	0	0	0
9/25	L	at DAL			INACTIVE				
10/2	W	DET			INACTIVE				
10/9	L	at IND			INACTIVE				
10/16	L	JAC			INACTIVE				
10/20		at GB			INACTIVE				
10/31		MIN			INACTIVE				
11/13		at TB							
11/20		at NYG							
11/27		TEN							
12/4		SF							
12/11		at DET							
12/18		GB							
12/24		WAS							
1/1		at MIN							
Totals	0-2		7-3	0.5-4.5	0-0	1	0	0	0

EDDIE GOLDMAN'S CAREER STATISTICS

REGULAR SEASON

Year	Team	GP	GS	Tackles					Interceptions				Fumbles			Misc.			
				Tot	S	A	Sk	Yds	No	Yds	Lg	TD	PD	FF	FR	Yds	TFL	STT	
2015	Chicago	15	12	22	16	6	4.5	40.5	0	0	-	0	0	0	0	0	0	5.0	0
2016	Chicago	2	2	7	3	4	0.5	4.5	0	0	-	0	1	0	0	0	0	0	0
NFL totals		17	14	29	19	10	5.0	45.0	0	0	-	0	1	0	0	0	0	5.0	0

SEASON / CAREER / PLAYOFF HIGHS

	2016	Career	Playoff
Tackles	6, at HOU (9/11)	Same	None
Solos	2, at HOU (9/11)	Same	None
Tackles For Loss	None	2, vs. SF (12/6/15)	None
Interceptions	None	None	None
Sacks	0.5, at HOU (9/11/)	2, vs. SF (12/6/15)	None



32

DEIONDRE' HALL

Ht: 6-2

Wt: 201

Age: 21

College: Northern Iowa

Acquired: 4th round of the 2016 draft (127th overall)

DEFENSIVE BACK

2016 CHICAGO BEARS

Date	W/L	Opp.	Tkls-S	Sk-YL	INT-Yds	PD	FF	FR	TFL
9/11	L	at HOU	3-2	0-0	0-0	1	0	0	0
9/19	L	PHI	0-0	0-0	0-0	1	0	0	0
9/25	L	at DAL	0-0	0-0	0-0	0	0	0	0
10/2	W	DET	0-0	0-0	1-0	1	0	0	0
10/9	L	at IND			INACTIVE				
10/16	L	JAC			INACTIVE				
10/20	L	at GB			INACTIVE				
10/31		MIN			INACTIVE				
11/13		at TB							
11/20		at NYG							
11/27		TEN							
12/4		SF							
12/11		at DET							
12/18		GB							
12/24		WAS							
1/1		at MIN							
Totals	0-0		3-2	0-0	1-0	3	0	0	0

DEIONDRE HALL'S CAREER STATISTICS

REGULAR SEASON

Year	Team	GP	GS	Tackles					Interceptions				Fumbles			Misc.		
				Tot	S	A	Sk	Yds	No	Yds	Lg	TD	PD	FF	FR	Yds	TFL	STT
2016	Chicago	4	0	3	2	1	0	0	1	0	0	0	3	0	0	0	0	1

SEASON / CAREER / PLAYOFF HIGHS

	2016	Career	Playoff
Tackles	3, at HOU (9/11)	Same	None
Solos	2, at HOU (9/11)	Same	None
Tackles For Loss	None	None	None
Interceptions	1, vs. DET (10/2)	Same	None
Sacks	None	None	None



96

AKIEM
HICKS

Ht: 6-5 Wt: 336
 Age: 26 College: Regina
 Bears Season: 1 NFL Season: 5
 Acquired: Unrestricted free agent in 2016 (NE)

DEFENSIVE LINE

2016 CHICAGO BEARS

Date	W/L	Opp.	Tkls-S	Sk-YL	INT-Yds	PD	FF	FR	TFL
9/11	L*	at HOU	3-3	0-0	0-0	0	1	0	0
9/19	L*	PHI	2-2	0-0	0-0	0	0	0	1
9/25	L*	at DAL	2-1	0-0	0-0	0	0	0	0
10/2	W*	DET	3-2	1-7	0-0	0	0	0	1
10/9	L*	at IND	3-1	1-8	0-0	0	0	0	1
10/16	L*	JAC	2-2	0-0	0-0	0	0	1	0
10/20	L*	at GB	2-1	0-0	0-0	0	0	0	0
10/31	W*	MIN	4-3	2-16	0-0	1	0	0	2
11/13		at TB							
11/20		at NYG							
11/27		TEN							
12/4		SF							
12/11		at DET							
12/18		GB							
12/24		WAS							
1/1		at MIN							
Totals	2-6		21-15	4-31	0-0	1	1	1	5

AKIEM HICKS' CAREER STATISTICS

REGULAR SEASON

Year	Team	GP	GS	Tackles					Interceptions				Fumbles			Misc.		
				Tot	S	A	Sk	Yds	No	Yds	Lg	TD	PD	FF	FR	Yds	TFL	STT
2012	New Orleans	14	0	20	10	10	0.0	0.0	0	0	-	0	1	1	0	0	2	0
2013	New Orleans	16	16	56	29	27	4.5	27.5	0	0	-	0	0	0	0	0	8	0
2014	New Orleans	15	14	41	27	14	2.0	16.0	0	0	-	0	0	0	0	0	7	0
2015	TOTAL	16	3	23	9	14	3.0	12.0	0	0	-	0	0	0	1	0	5	0
2016	Chicago	8	8	21	15	6	4.0	31.0	0	0	-	0	1	1	1	0	5	0
NFL totals		69	41	161	91	70	13.5	86.5	0	0	-	0	2	2	2	0	27	0

SEASON / CAREER / PLAYOFF HIGHS

	2016	Career	Playoff
Tackles	4, vs. MIN (10/31)	8, twice	4, at SEA (1/11/14)
Solos	3, twice	5, twice	2, at PHI (1/4/14)
Tackles For Loss	2, vs. MIN (10/31)	2, three times	1, at DEN (1/24/16)
Interceptions	None	None	None
Sacks	2, vs. MIN (10/31)	2, twice	0.5 at PHI (1/4/14)



99

LAMARR HOUSTON

Ht: 6-3 Wt: 274
 Age: 29 College: Texas
 Bears Season: 3 NFL Season: 7
 Acquired: Unrestricted free agent in 2014 (OAK)

LINEBACKER

2016 CHICAGO BEARS

Date	W/L	Opp.	Tkls-S	Sk-YL	INT-Yds	PD	FF	FR	TFL
9/11	L	at HOU	4-2	0-0	0-0	0	0	0	0
9/19	L	PHI	0-0	0-0	0-0	0	0	0	0
9/25	L	at DAL	0-0	0-0	0-0	0	0	0	0
10/2		DET							
10/9		at IND							
10/16		JAC							
10/20		at GB							
10/31		MIN							
11/13		at TB							
11/20		at NYG							
11/27		TEN							
12/4		SF							
12/11		at DET							
12/18		GB							
12/24		WAS							
1/1		at MIN							
Totals	0-0		4-2	0-0	0-0	0	0	0	0

LAMARR HOUSTON'S CAREER STATISTICS


REGULAR SEASON

Year	Team	GP	GS	Tackles					Interceptions					Fumbles			Misc.	
				Tot	S	A	Sk	Yds	No	Yds	Lg	TD	PD	FF	FR	Yds	TFL	STT
2010	Oakland	16	15	39	30	9	5.0	27.0	0	0	-	0	0	1	2	0	8.0	0
2011	Oakland	16	13	51	36	15	1.0	2.0	1	15	15	0	3	0	2	0	6.0	0
2012	Oakland	16	16	67	49	18	4.0	34.0	0	0	-	0	2	1	1	0	13.0	0
2013	Oakland	16	16	69	56	13	6.0	52.0	0	0	-	0	0	2	1	0	10.0	0
2014	Chicago	8	8	11	8	3	1.0	11.0	0	0	-	0	1	0	1	0	3.0	0
2015	Chicago	16	2	51	34	17	8.0	63.0	0	0	-	0	0	0	1	0	10.0	1
2016	Chicago	2	0	4	2	2	0.0	0.0	0	0	-	0	0	0	0	0	0.0	0
Bears totals		26	10	66	44	22	9.0	74.0	0	0	-	0	1	0	2	0	13.0	0
NFL totals		90	70	292	215	77	25.0	189.0	1	15	15	0	6	4	8	0	50.0	0

ADDITIONAL STATS: Blocked Kicks - 1 (37-yard field goal vs. MIA, 10/19/14).

SEASON / CAREER / PLAYOFF HIGHS

	2016	Career	Playoff
Tackles.....	4, at HOU (9/11)	11, vs. WAS (12/13/15)	None
Solos.....	2, at HOU (9/11)	9, vs. WAS (12/13/15)	None
Tackles For Loss.....	None	1, three times	None
Interceptions.....	None	1	None
Sacks.....	None	1, vs. DEN (11/22/15)	None



36 DEANDRE HOUSTON-CARSON

Ht: 6-1
Age: 23

Wt: 203
College: William & Mary

Acquired: 6th round of the 2016 draft (185th overall)

DEFENSIVE BACK

2016 CHICAGO BEARS

Date	W/L	Opp.	Tkls-S	Sk-YL	INT-Yds	PD	FF	FR	TFL
9/11	L	at HOU	0-0	0-0	0-0	0	0	0	0
9/19	L	PHI	0-0	0-0	0-0	0	0	0	0
9/25	L	at DAL	0-0	0-0	0-0	0	0	0	0
10/2	W	DET	0-0	0-0	0-0	0	0	0	0
10/9	L	at IND	0-0	0-0	0-0	0	0	0	0
10/16	L	JAC			INACTIVE				
10/20		at GB			INACTIVE				
10/31		MIN							
11/13		at TB							
11/20		at NYG							
11/27		TEN							
12/4		SF							
12/11		at DET							
12/18		GB							
12/24		WAS							
1/1		at MIN							
Totals	0-0		0-0	0-0	0-0	0	0	0	0

DEANDRE HOUSTON-CARSON'S CAREER STATISTICS

REGULAR SEASON

Year	Team	GP	GS	Tackles					Interceptions				Fumbles			Misc.			
				Tot	S	A	Sk	Yds	No	Yds	Lg	TD	PD	FF	FR	Yds	TFL	STT	
2016	Chicago	5	0	0	0	0	0.0	0.0	0	0	-	0	0	0	0	0	0	0.0	2

SEASON / CAREER / PLAYOFF HIGHS

	2016	Career	Playoff
Tackles.....	None	None	None
Solos.....	None	None	None
Tackles For Loss.....	None	None	None
Interceptions.....	None	None	None
Sacks.....	None	None	None



24

JORDAN HOWARD

Ht: 6-0
Age: 21

Wt: 222
College: Indiana

Acquired: 5th round of the 2016 draft (150th overall)

RUNNING BACK

2016 CHICAGO BEARS


Date	W/L	Opp.	Rush	Yds	Avg	Lg	TD	Rec	Yds	Avg	TD	Lg
9/11	L	at HOU										
DID NOT PLAY												
9/19	L	PHI	3	22	7.3	10	0	2	9	4.5	0	7
9/25	L	at DAL	9	45	5.0	36	0	4	47	11.8	0	15
10/2	W*	DET	23	111	4.8	17	0	3	21	7.0	0	9
10/9	L*	at IND	16	118	7.4	57	0	3	45	15.0	1	21t
10/16	L*	JAC	15	34	2.3	9	1	2	6	3.0	0	7
10/20	L*	at GB	7	22	3.1	11	0	0	0	0.0	0	0
10/31	W*	MIN	26	153	5.9	69	1	4	49	12.3	0	34
11/13		at TB										
11/20		at NYG										
11/27		TEN										
12/4		SF										
12/11		at DET										
12/18		GB										
12/24		WAS										
1/1		at MIN										
Totals	2-3		99	505	5.1	69	2	18	177	9.8	1	34

REGULAR SEASON

Year	Team	GP-GS	Rush	Yds	Avg	Lg	TD	Rec	Yds	Avg	Lg	TD	STT
2016	Chicago	7-5	99	505	5.1	69	2	18	177	9.8	34	1	0

SEASON / CAREER / PLAYOFF HIGHS

	2016	Career	Playoff
Rushes	26, vs. MIN (10/31)...	Same	Same
Rushing Yards	153, vs. MIN (10/31)...	Same	Same
Longest Run	69, vs. MIN (10/31)...	Same	Same
Rushing TDs	1, twice	None	None
Receptions	4, twice	Same	None
Receiving Yards	49, vs. MIN (10/31)...	Same	None
Longest Reception ..	34, vs. MIN (10/31)...	Same	None
Receiving TDs	1, at IND (10/9)	Same	None



2 BRIAN HOYER

Ht: 6-2 Wt: 215
Age: 30 College: Michigan State
Bears Season: 1 NFL Season: 8
Acquired: Waived free agent in 2016 (HOU)

QUARTERBACK

2016 CHICAGO BEARS

Date	W/L	Opp.	Att	Cmp	Yds	Pct.	TD	INT	Lg	Sk/Lst	Rtg
9/11	L	at HOU	DID NOT PLAY								
9/19	L	PHI	12	9	78	75.0	0	0	19	0/0	91.7
9/25	L*	at DAL	49	30	317	61.2	2	0	32	1/5	93.7
10/2	W*	DET	36	28	302	77.8	2	0	64	2/8	120.1
10/9	L*	at IND	43	33	397	76.7	2	0	38	0/0	120.0
10/16	L*	JAC	49	30	302	61.2	0	0	36	1/5	78.8
10/20	L*	at GB	4	11	49	36.4	0	0	25	0/0	50.9
10/31		MIN									
11/13		at TB									
11/20		at NYG									
11/27		TEN									
12/4		SF									
12/11		at DET									
12/18		GB									
12/24		WAS									
1/1		at MIN									
Totals	1-5		200	134	1,445	67.0	6	0	64	4/18	98.0

INJURED RESERVE 10/24

BRIAN HOYER'S NFL STATISTICS

REGULAR SEASON


Year	Team	GP-GS	Att	Cmp	Pct	Yds	Yds/Att	TD	Int	Lg	Sk-Yds	Rating
2009	New England	5-0	27	19	70.4	142	5.3	0	0	17	2-18	82.6
2010	New England	5-0	15	7	46.7	122	8.1	1	1	42t	0-0	69.3
2011	New England	3-0	1	1	100.0	22	22.0	0	0	22	0-0	118.8
2012	Arizona	2-1	53	30	56.6	330	6.2	1	2	53	4-30	65.8
2013	Cleveland	3-3	96	57	59.4	615	6.4	5	3	47t	6-48	82.6
2014	Cleveland	14-13	438	242	55.3	3,326	7.6	12	13	81t	24-160	76.5
2015	Houston	11-9	369	224	60.7	2,606	7.1	19	7	49	25-185	91.4
2016	Chicago	6-5	189	130	68.8	1,396	7.4	6	0	64	4-18	100.8
NFL totals		49-31	1,199	714	59.5	8,608	7.2	44	26	81t	65-459	84.8

Record as Starter: 15-13 - 2009 (0-0); 2011 (0-0); 2012 (0-1); 2013 (3-0); 2014 (7-7); 2015 (5-3); 2016 (1-4).
ADDITIONAL STATS: Fumbles-Lost -- (11-3): 2009 (0-0); 2010 (0-0); 2011 (0-0); 2012 (1-0); 2013 (0-0); 2014 (4-1); 2015 (6-2); 2016 (2-1).

Year	Team	Rush	Yds	Avg	Lg	TD
2009	New England	10	25	2.5	20	1
2010	New England	10	-8	-0.8	1	0
2011	New England	4	-3	-0.8	0	0
2012	Arizona	1	6	6.0	6	0
2013	Cleveland	6	16	2.7	11	0
2014	Cleveland	24	39	1.6	11	0
2015	Houston	15	44	2.9	15	0
2016	Chicago	7	-2	-0.3	3	0
NFL totals		77	117	1.6	20	1

SEASON / CAREER / PLAYOFF HIGHS

	2016	Career	Playoff
Attempts	49, twice.....	54, at MIN (9/22/13)	34, vs. KC (1/9/16)
Completions	33, at IND (10/9).....	Same	15, vs. KC (1/9/16)
Passing Yards	397, at IND (10/9).....	Same	136, vs. KC (1/9/16)
TD Passes	2, three times.....	3, five times	None
Interceptions	None.....	3, twice.....	4, vs. KC(1/9/16)
Longest Completion ..	64, vs. DET (10/2)	81t, at CAR (12/21/14).....	17, vs. KC (1/9/16)



17

ALSHON
JEFFERY

Ht: 6-3 Wt: 218
 Age: 26 College: South Carolina
 Bears Season: 5 NFL Season: 5
 Acquired: 2nd round of the 2012 NFL Draft

WIDE RECIEVER

2016 CHICAGO BEARS

Date	W/L	Opp.	Rec	Yds	Avg	Lg	TD	Rush	Yds	Avg	TD	Lg
9/11	L*	at HOU	4	105	26.3	54	0	0	0	0.0	0	-
9/19	L*	PHI	5	96	19.2	49	0	0	0	0.0	0	-
9/25	L*	at DAL	5	70	14.0	22	0	0	0	0.0	0	-
10/2	W*	DET	3	46	15.3	22	0	0	0	0.0	0	-
10/9	L*	at IND	5	77	15.4	38	0	0	0	0.0	0	-
10/16	L*	JAC	7	93	13.3	26	0	0	0	0.0	0	-
10/20	L*	at GB	3	33	11.0	11	0	0	0	0.0	0	-
10/31	W*	MIN	4	63	15.8	34	1	0	0	0.0	0	-
11/13		at TB										
11/20		at NYG										
11/27		TEN										
12/4		SF										
12/11		at DET										
12/18		GB										
12/24		WAS										
1/1		at MIN										
Totals	2-6		36	583	16.2	54	1	0	0	0	-	


ALSHON JEFFERY'S NFL STATISTICS

REGULAR SEASON

Year	Team	GP-GS	Rec	Yds	Avg	Lg	TD	Rush	Yds	Avg	Lg	TD	STT
2012	Chicago	10-6	24	367	15.3	55	3	0	0	-	-	0	0
2013	Chicago	16-14	89	1,421	16.0	80t	7	16	105	6.6	38	0	0
2014	Chicago	16-16	85	1,133	13.3	74	10	6	33	5.5	12	0	0
2015	Chicago	9-8	54	807	14.9	50	4	0	0	-	-	0	0
2016	Chicago	8-8	36	583	16.2	54	1	0	0	-	-	0	0
NFL totals		59-52	288	4,311	15.0	80t	25	22	138	6.3	38	0	0

SEASON / CAREER / PLAYOFF HIGHS

	2016	Career	Playoff
Receptions	7, vs. JAC (10/16).....	12, at MIN (12/1/13).....	None
Receiving Yards	105, at HOU (9/11).....	249, at MIN (12/1/13).....	None
Longest Reception	.54, at HOU (9/11).....	80t, at MIN (12/1/13).....	None
Receivng TDs	1, vs. MIN (10/31).....	2, twice.....	None



52 CHRISTIAN JONES

Ht: 6-3 **Wt:** 251
Age: 25 **College:** Florida State
Bears Season: 3 **NFL Season:** 3
Acquired: Undrafted free agent in 2014

LINEBACKER

2016 CHICAGO BEARS

Date	W/L	Opp.	Tkls-S	Sk-YL	INT-Yds	PD	FF	FR	TFL
9/11	L	at HOU	0-0	0-0	0-0	0	0	0	0
9/19	L	PHI	0-0	0-0	0-0	0	0	0	0
9/25	L	at DAL	3-2	0-0	0-0	0	0	0	0
10/2	W	DET	0-0	0-0	0-0	0	0	0	0
10/9	L*	at IND	0-0	0-0	0-0	0	0	0	0
10/16	L*	JAC	2-2	0-0	0-0	1	0	0	0
10/20	L	at GB	0-0	0-0	0-0	0	0	0	0
10/31	W	MIN	0-0	0-0	0-0	0	0	0	0
11/13		at TB							
11/20		at NYG							
11/27		TEN							
12/4		SF							
12/11		at DET							
12/18		GB							
12/24		WAS							
1/1		at MIN							
Totals	0-2		5-4	0-0	0-0	1	0	0	0

CHRISTIAN JONES' NFL STATISTICS

REGULAR SEASON

Year	Team	GP	GS	Tackles					Interceptions					Fumbles			Misc.	
				Tot	S	A	Sk	Yds	No	Yds	Lg	TD	PD	FF	FR	Yds	TFL	STT
2014	Chicago	16	5	98	54	44	2.0	4.0	0	0	-	0	0	0	1	2	2.0	11
2015	Chicago	15	13	98	70	28	0.0	0.0	0	0	-	0	4	0	1	0	2.0	4
2016	Chicago	8	2	5	4	1	0.0	0.0	0	0	-	0	1	0	0	0	0.0	4
NFL totals		38	19	201	128	73	2.0	4.0	0	0	-	0	5	0	2	2	4.0	19

SEASON / CAREER / PLAYOFF HIGHS

	2016	Career	Playoff
Tackles	3, at DAL (9/25).....	18, vs. DET (12/21/14).....	None
Solos	2, twice.....	13 vs. DET (12/21/14).....	None
Tackles For Loss	None.....	1, three times.....	None
Interceptions	None.....	None.....	None
Sacks	None.....	1, twice.....	None



29

HAROLD JONES-QUARTEY

Ht: 5-11 **Wt:** 210
Age: 22 **College:** Findlay
Bears Season: 2 **NFL Season:** 2
Acquired: Acquired from waivers in 2015 (ARI)

DEFENSIVE BACK

2016 CHICAGO BEARS

Date	W/L	Opp.	Tkls-S	Sk-YL	INT-Yds	PD	FF	FR	TFL
9/11	L*	at HOU	7-4	0-0	0-0	0	0	0	0
9/19	L*	PHI	4-4	0-0	0-0	0	0	0	0
9/25	L*	at DAL	6-5	0-0	0-0	0	0	0	0
10/2	W*	DET	7-7	0-0	0-0	0	0	0	1
10/9	L*	at IND	0-0	0-0	0-0	1	0	0	0
10/16	L*	JAC	4-3	0-0	0-0	1	0	0	0
10/20	L*	at GB	9-7	0-0	0-0	0	0	0	0
10/31	W*	MIN	4-3	0-0	0-0	0	0	0	0
11/13		at TB							
11/20		at NYG							
11/27		TEN							
12/4		SF							
12/11		at DET							
12/18		GB							
12/24		WAS							
1/1		at MIN							
Totals	2-6		41-33	0-0	0-0	2	0	0	1


HAROLD JONES-QUAREY'S NFL STATISTICS

REGULAR SEASON

Year	Team	GP	GS	Tackles					Interceptions				Fumbles			Misc.		
				Tot	S	A	Sk	Yds	No	Yds	Lg	TD	PD	FF	FR	Yds	TFL	STT
2015	Chicago	13	4	21	18	3	0.0	0.0	1	23	23	0	2	1	0	0	0.0	6
2016	Chicago	8	8	41	33	8	0.0	0.0	0	0	-	0	2	0	0	0	1.0	2
NFL totals		21	12	62	51	11	0.0	0.0	1	23	23	0	4	1	0	0	1.0	8

SEASON / CAREER / PLAYOFF HIGHS

	2016	Career	Playoff
Tackles	9, at GB (10/20)	Same	None
Solos	7, twice	8, vs. DET (1/3/16)	None
Tackles For Loss	1, vs. DET (10/2)	Same	None
Interceptions	None	1, at TB (12/27/15)	None
Sacks	None	None	None



64

ERIC
KUSH

Ht: 6-4

Wt: 313

Age: 22

College: California (PA)

Bears Season: 1


NFL Season: 3

Acquired: Acquired from waivers in 2016 (LA)

OFFENSIVE LINE

ERIC KUSH'S NFL STATISTICS

GAMES PLAYED-STARTED - 11-2: 2013 KC (3-1); 2015 STL (7-0). CHI (2-2).



44

NICK
KWIATKOSKI

Ht: 6-2
Age: 22

Wt: 242
College: West Virginia

Acquired: 4th round of the 2016 draft (113th overall)

LINEBACKER

2016 CHICAGO BEARS

Date	W/L	Opp.	Tkls-S	Sk-YL	INT-Yds	PD	FF	FR	TFL
9/11	L	at HOU			INACTIVE				
9/19	L	PHI			INACTIVE				
9/25	L*	at DAL	1-0	0-0	0-0	0	0	0	0
10/2	W	DET	2-1	0-0	0-0	0	0	0	0
10/9	L	at IND	0-0	0-0	0-0	0	0	0	0
10/16	L	JAC	1-1	0-0	0-0	0	0	0	0
10/20	L	at GB	1-1	0-0	0-0	0	0	0	0
10/31	W	MIN	0-0	0-0	0-0	0	0	0	0
11/13		at TB							
11/20		at NYG							
11/27		TEN							
12/4		SF							
12/11		at DET							
12/18		GB							
12/24		WAS							
1/1		at MIN							
Totals	0-1		5-3	0-0	0-0	0	0	0	0

NICK KWIATKOSKINFL STATISTICS

REGULAR SEASON

Year	Team	GP	GS	Tackles					Interceptions				Fumbles			Misc.			
				Tot	S	A	Sk	Yds	No	Yds	Lg	TD	PD	FF	FR	Yds	TFL	STT	
2016	Chicago	6	1	5	3	2	0	0	0	0	0	-	0	0	0	0	0	0	2

SEASON / CAREER / PLAYOFF HIGHS

	2016	Career	Playoff
Tackles	2, vs. DET (10/2).....	Same	None
Solos	1, three times	Same	None
Tackles For Loss	None	None	None
Interceptions	None	None	None
Sacks	None	None	None



33

JEREMY LANGFORD

Ht: 6-0 **Wt:** 211
Age: 24 **College:** Michigan State
Bears Season: 2 **NFL Season:** 2
Acquired: 4th round of the 2015 draft (106th overall)

RUNNING BACK

2016 CHICAGO BEARS

Date	W/L	Opp.	Rush	Yds	Avg	Lg	TD	Rec	Yds	Avg	TD	Lg
9/11	L*	at HOU	17	57	3.4	15	1	2	6	3.0	0	5
9/19	L*	PHI	11	28	2.5	16	1	1	6	6.0	0	6
9/25	L*	at DAL	3	31	10.3	23	0	2	15	7.5	0	10
10/2	W	DET										
10/9	L	at IND										
10/16	L	JAC										
10/20	L	at GB										
10/31	W	MIN	0	0	0.0	-	0	1	11	11.0	0	11
11/13		at TB										
11/20		at NYG										
11/27		TEN										
12/4		SF										
12/11		at DET										
12/18		GB										
12/24		WAS										
1/1		at MIN										
Totals	0-3		31	116	3.7	23	2	6	38	6.3	0	11

JEREMY LANGFORD'S NFL STATISTICS


REGULAR SEASON

Year	Team	GP-GS	Rush	Yds	Avg	Lg	TD	Rec	Yds	Avg	Lg	TD	STT
2015	Chicago	16-2	148	537	3.6	23	6	22	279	12.7	83t	1	1
2016	Chicago	4-3	31	116	3.7	23	2	6	38	6.3	11	0	0
NFL totals		20-5	179	653	3.6	23	8	28	317	11.3	83t	1	1

ADDITIONAL STATS: 2-pt conversions - 1: 2015 - 1 (1 rushing).

SEASON / CAREER / PLAYOFF HIGHS

	2016	Career	Playoff
Rushes	17, at HOU (9/11)	20, at STL (11/15/15).....	Same
Rushing Yards	57, at HOU (9/11).....	83, at TB (12/27/15).....	Same
Longest Run	23, at DAL (9/25)	23, at STL (11/15/15).....	Same
Rushing TDs	1, twice	1, six times.....	None
Receptions	2, twice	7, at STL (11/15/15).....	None
Receiving Yards	15, at DAL (9/25)	109, at STL (11/15/15)...	None
Longest Reception ..	11, vs. MIN (10/31).....	83t, at STL (11/15/15)...	None
Receiving TDs	None.....	1, at STL (11/15/15).....	None



62

TED
LARSEN

Ht: 6-2

Age: 28

Bears Season: 1

Acquired: Unrestricted free agent in 2015 (ARI)

Wt: 315


College: NC State

NFL Season: 7

OFFENSIVE LINE

TED LARSEN'S NFL STATISTICS

GAMES PLAYED-STARTED - 93-57: 2010 TB (12-11); 2011 TB (16-3); 2012 TB (16-13); 2013 TB (16-4); 2014 ARI (16-16); 2015 ARI (10-10); 2016 CHI (8-1).



47

PAUL LASIKE

Ht: 5-11 Wt: 258
 Age: 26 College: BYU
 Bears Season: 2 NFL Season: 1
 Acquired: Waived free agent in 2015 (ARI)

FULLBACK

2016 CHICAGO BEARS

Date	W/L	Opp.	Rush	Yds	Avg	Lg	TD	Rec	Yds	TD	Lg
9/11	L*	at HOU	0	0	0.0	-	0	0	0	0	0
9/19	L	PHI	1	2	2.0	2	0	0	0	0	0
9/25	L	at DAL									
10/2	W	DET									
10/9	L	at IND	0	0	-	-	0	0	0	0	0
10/16	L	JAC	1	1	1.0	1	0	0	0	0	0
10/20		at GB									
10/31		MIN									
11/13		at TB									
11/20		at NYG									
11/27		TEN									
12/4		SF									
12/11		at DET									
12/18		GB									
12/24		WAS									
1/1		at MIN									
Totals	0-1		2	3	1.5	2	0	0	0	0	0

PAUL LASIKE'S NFL STATISTICS


REGULAR SEASON

Year	Team	GP-GS	Rush	Yds	Avg	Lg	TD	Rec	Yds	Avg	Lg	TD	STT
2016	Chicago	4-0	2	3	1.5	2	0	0	0	0.0	-	0	0

SEASON / CAREER / PLAYOFF HIGHS

	2016	Career	Playoff
Rushes	1, twice	Same	None
Rushing Yards	2, vs. PHI (9/19)	Same	None
Longest Run	2, vs. PHI (9/19)	Same	None
Rushing TDs	None	None	None
Receptions	None	None	None
Receiving Yards	None	None	None
Longest Reception	None	None	None
Receiving TDs	None	None	None

WAIVED
 10/20



22 CRE'VON LEBLANC

Ht: 5-11 Wt: 190
 Age: 22 College: Florida Atlantic
 Bears Season: 3 NFL Season: R
 Acquired: Undrafted free agent

DEFENSIVE BACK

2016 CHICAGO BEARS

Date	W/L	Opp.	Tkls-S	Sk-YL	INT-Yds	PD	FF	FR	TFL
9/11	L	at HOU			INACTIVE				
9/19	L	PHI			INACTIVE				
9/25	L	at DAL	1-1	0-0	0-0	0	0	0	0
10/2	W	DET	2-2	0-0	0-0	0	0	0	0
10/9	L	at IND	1-1	0-0	0-0	2	0	0	0
10/16	L	JAC	1-1	0-0	0-0	0	0	0	0
10/20	L*	at GB	7-6	0-0	0-0	2	0	0	0
10/31	W*	MIN	3-3	0-0	0-0	0	0	0	0
11/13		at TB							
11/20		at NYG							
11/27		TEN							
12/4		SF							
12/11		at DET							
12/18		GB							
12/24		WAS							
1/1		at MIN							
Totals	1-1		15-14	0-0	0-0	4	0	0	0

CRE'VON LEBLANC'S NFL STATISTICS

REGULAR SEASON

Year	Team	GP	GS	Tackles					Interceptions				Fumbles			Misc.				
				Tot	S	A	Sk	Yds	No	Yds	Lg	TD	PD	FF	FR	Yds	TFL	STT		
2016	Chicago	6	2	15	14	1	0	0	0	0	0	0	-	0	2	0	0	0	0	0

SEASON / CAREER / PLAYOFF HIGHS

	2016	Career	Playoff
Tackles	7, at GB (10/20)	Same	None
Solos	6, at GB (10/20)	Same	None
Tackles For Loss	None	None	None
Interceptions	None	None	None
Sacks	None	None	None



72

CHARLES
LENO, JR.

Ht: 6-3

Age: 24

Bears Season: 3

Acquired: 7th round of the 2014 draft

Wt: 305

College: Boise State

NFL Season: 3

OFFENSIVE LINE

CHARLES LENO'S NFL STATISTICS

GAMES PLAYED-STARTED - 29-21: 2014 CHI (6-1); 2015 CHI (16-13); 2016 CHI (8-8).



75

KYLE
LONG

Ht: 6-6

Age: 27

Bears Season: 4

Acquired: 1st round of the 2013 draft

Wt: 320

College: Oregon

NFL Season: 4

OFFENSIVE LINE

KYLE LONG'S NFL STATISTICS

GAMES PLAYED-STARTED - 54-54: 2013 CHI (16-16); 2014 CHI (15-15); 2015 CHI (16-16) 2016 CHI (7-7).



70

**BOBBY
MASSIE**

Ht: 6-6

Age: 26

Bears Season: 1

Acquired: Unrestricted free agent in 2016 (ARI)

Wt: 320

College: Mississippi

NFL Season: 5

OFFENSIVE LINE

BOBBY MASSIE'S NFL STATISTICS

GAMES PLAYED-STARTED - 61-53: 2012 ARI (16-16); 2013 CHI (8-0); 2014 ARI (16-16); 2015 ARI (14-14); 2016 CHI (8-8).



27 SHERRICK McMANIS

Ht: 6-1 Wt: 192
 Age: 28 College: Northwestern
 Bears Season: 5 NFL Season: 7
 Acquired: Trade with HOU in 2012

DEFENSIVE BACK

2016 CHICAGO BEARS

Date	W/L	Opp.	Tkls-S	Sk-YL	INT-Yds	PD	FF	FR	TFL
9/11	L	at HOU	0-0	0-0	0-0	0	0	0	0
9/19	L	PHI	2-2	0-0	0-0	0	0	0	0
9/25	L	at DAL	1-1	0-0	0-0	0	0	0	0
10/2	W	DET	0-0	0-0	0-0	0	0	0	0
10/9	L	at IND	0-0	0-0	0-0	0	0	0	0
10/16	L	JAC	0-0	0-0	0-0	0	0	0	0
10/20	L	at GB	0-0	0-0	0-0	0	0	0	0
10/31	W	MIN	0-0	0-0	0-0	0	0	0	0
11/13		at TB							
11/20		at NYG							
11/27		TEN							
12/4		SF							
12/11		at DET							
12/18		GB							
12/24		WAS							
1/1		at MIN							
Totals	0-0		3-3	0-0	0-0	0	0	0	0

SHERRICK MCMANIS' NFL STATISTICS


REGULAR SEASON

Year	Team	GP	GS	Tackles					Interceptions				Fumbles			Misc.			
				Tot	S	A	Sk	Yds	No	Yds	Lg	TD	PD	FF	FR	Yds	TFL	STT	
2010	Houston	14	0	2	1	1	0.0	0.0	1	1	1	0	1	0	0	0	0	0.0	11
2011	Houston	9	0	0	0	0	0.0	0.0	0	0	-	0	0	1	0	0	0.0	5	
2012	Chicago	12	0	0	0	0	0.0	0.0	0	0	-	0	0	0	1	0	0.0	10	
2013	Chicago	15	1	1	1	0	0.0	0.0	0	0	-	0	1	0	0	0	0.0	15	
2014	Chicago	12	0	4	3	1	0.0	0.0	0	0	-	0	0	0	1	0	0.0	13	
2015	Chicago	16	4	19	12	7	0.0	0.0	0	0	-	0	3	0	0	0	3.0	17	
2016	Chicago	8	0	3	3	0	0.0	0.0	0	0	-	0	0	0	0	0	0.0	6	
Bears totals		63	5	27	19	8	0.0	0.0	0	0	-	0	4	0	2	0	0.0	61	
NFL totals		86	5	29	20	9	0.0	0.0	1	1	1	0	5	1	2	0	0.0	77	

ADDITIONAL STATS: Blocked Punts - 1: at TEN (1/4/12). Kickoff Returns - 11 for 230 yards.

SEASON / CAREER / PLAYOFF HIGHS

	2016	Career	Playoff
Tackles	2, vs. PHI (9/19)	6, at DET (10/18/15)	None
Solos	2, vs. PHI (9/19)	5, at DET (10/18/15)	None
Pass Defenses	None	1, five times	None
Interceptions	None	1, three times	None
Sacks	None	None	None



92

PERNELL MCPHEE

Ht: 6-3

Wt: 273

Age: 27

College: Mississippi State

Bears Season: 2

NFL Season: 6

Acquired: Unrestricted free agent in 2015 (BAL)

2016 CHICAGO BEARS

Date	W/L	Opp.	Tkls-S	Sk-YL	INT-Yds	PD	FF	FR	TFL
9/11	L	at HOU			PUP				
9/19	L	PHI			PUP				
9/25	L	at DAL			PUP				
10/2	W	DET			PUP				
10/9	L	at IND			PUP				
10/16	L	JAC			PUP				
10/20	L	at GB	0-0	0-0	0-0	0	0	0	0
10/31	W	MIN	1-1	1-3	0-0	0	1	0	0
11/13		at TB							
11/20		at NYG							
11/27		TEN							
12/4		SF							
12/11		at DET							
12/18		GB							
12/24		WAS							
1/1		at MIN							
Totals	0-0		1-1	0-0	0-0	0	1	0	0

PERNELL MCPHEE'S NFL STATISTICS

REGULAR SEASON

Year	Team	GP	GS	Tackles				Interceptions				Fumbles			Misc.			
				Tot	S	A	Sk	Yds	No	Yds	Lg	TD	PD	FF	FR	Yds	TFL	STT
2011	Baltimore	16	0	23	16	7	6.0	31.0	0	0	-	0	2	1	1	0	4.0	0
2012	Baltimore	12	6	21	18	3	1.5	12.0	0	0	-	0	0	0	0	0	4.0	0
2013	Baltimore	16	0	21	13	8	2.0	13.0	0	0	-	0	1	1	0	0	5.0	0
2014	Baltimore	16	0	27	17	10	7.5	50.0	0	0	-	0	4	1	1	0	11.0	0
2015	Chicago	14	12	64	43	21	6.0	41.0	1	13	13	0	3	0	0	0	10.0	0
2016	Chicago	2	0	1	1	0	1.0	3.0	0	0	-	0	0	1	0	0	0.0	0
Bears totals		16	12	65	44	21	7.0	44.0	1	13	13	0	3	1	0	0	10.0	0
NFL totals		76	18	157	108	49	24.0	150.0	1	13	13	0	10	4	1	0	34.0	0

ADDITIONAL STATS: Blocked Punts - 1: at TEN (1/4/12). Kickoff Returns - 11 for 230 yards.

SEASON / CAREER / PLAYOFF HIGHS

	2016	Career	Playoff
Tackles	1, vs. MIN (10/31).....	9, twice.....	3, at DEN (1/12/13)
Solos	1, vs. MIN (10/31).....	8, at SEA (9/27/15).....	2, at DEN (1/12/13)
Sacks	1, vs. MIN (10/31).....	2, four times.....	1, at DEN (1/12/13)



81

CAMERON MEREDITH

Ht: 6-3 Wt: 207
 Age: 23 College: Illinois State
 Bears Season: 2 NFL Season: 2
 Acquired: Undrafted free agent in 2015

WIDE RECIEVER

2016 CHICAGO BEARS

Date	W/L	Opp.	Rec	Yds	Avg	Lg	TD	Rush	Yds	Avg	TD	Lg
9/11	L	at HOU										
9/19	L	PHI										
9/25	L	at DAL	2	24	12.0	24	0	0	0	0.0	0	0
10/2	W	DET	4	28	7.0	12	0	0	0	0.0	0	0
10/9	L*	at IND	9	130	14.4	30	1	1	6	6.0	0	6
10/16	L*	JAC	11	113	10.3	36	0	0	0	0.0	0	0
10/20	L	at GB	1	12	12.0	12	0	0	0	0.0	0	0
10/31	W*	MIN	1	24	24.0	24	0	0	0	0.0	0	0
11/13		at TB										
11/20		at NYG										
11/27		TEN										
12/4		SF										
12/11		at DET										
12/18		GB										
12/24		WAS										
1/1		at MIN										
Totals	1-2		28	331	11.8	36	1	1	6	6.0	0	6

CAMERON MEREDITH'S NFL STATISTICS

REGULAR SEASON

Year	Team	GP-GS	Rec	Yds	Avg	Lg	TD	Rush	Yds	Avg	Lg	TD	STT
2015	Chicago	11-0	11	120	10.9	22	0	0	0	-	-	0	0
2016	Chicago	6-3	28	331	11.8	36	1	1	6	6.0	6	0	0
NFL totals		17-3	39	451	11.6	36	1	1	6	6.0	6	0	0

SEASON / CAREER / PLAYOFF HIGHS

	2016	Career	Playoff
Receptions.....	11, vs. JAC (10/16).....	Same.....	None
Receiving Yards.....	130, at IND (10/9).....	Same.....	Same
Longest Reception.....	36, vs. JAC (10/9).....	Same.....	Same
Receiving TDs.....	1, at IND (10/9).....	Same.....	Same



86

ZACH MILLER

Ht: 6-5

Wt: 243

Age: 31

College: Nebraska-Omaha

Bears Season: 3

NFL Season: 7

Acquired: Waived free agent in 2013 (TB)

TIGHT END

2016 CHICAGO BEARS

Date	W/L	Opp.	Rec	Yds	Avg	Lg	TD	Rush	Yds	Avg	TD	Lg
9/11	L	at HOU	3	14	4.7	5	0	0	0	0.0	0	-
9/19	L*	PHI	4	33	8.3	12	0	0	0	0.0	0	-
9/25	L*	at DAL	8	78	9.8	26	2	0	0	0.0	0	-
10/2	W*	DET	3	31	10.3	17	1	0	0	0.0	0	-
10/9	L*	at IND	7	73	10.4	23	0	0	0	0.0	0	-
10/16	L*	JAC	6	36	6.0	11	0	0	0	0.0	0	-
10/20	L*	at GB	2	40	20.0	26	0	0	0	0.0	0	-
10/31	W*	MIN	7	88	12.6	21	0	0	0	0.0	0	-
11/13		at TB										
11/20		at NYG										
11/27		TEN										
12/4		SF										
12/11		at DET										
12/18		GB										
12/24		WAS										
1/1		at MIN										
Totals	2-5		40	393	9.8	26	3	0	0	0.0	0	-

ZACH MILLER'S NFL STATISTICS


REGULAR SEASON

Year	Team	GP-GS	Rec	Yds	Avg	Lg	TD
2009	Jacksonville	14-0	21	212	10.1	62	2
2010	Jacksonville	15-5	20	216	10.8	52t	1
2011	Jacksonville	4-0	4	42	10.5	14t	1
2015	Chicago	15-14	34	439	12.9	87t	5
2016	Chicago	8-7	40	393	9.8	26	3
Bears totals		23-21	74	832	11.2	87t	8
NFL totals		56-26	119	1,302	10.9	87t	12

ADDITIONAL STATS: Kickoff Returns - 4 for 41 yards: 2009 (2 for 19 yards); 2010 (1 for 22 yards). Rushing - 3 for 12 yards: 2009 (1 for 3 yards); 2010 (2 for 9 yards). Special Teams Tackles - 23: 2009 (9); 2010 (12); 2011 (2).

SEASON / CAREER / PLAYOFF HIGHS

	2016	Career	Playoff
Receptions.....	8, at DAL (9/25).....	8, twice.....	None
Receiving Yards	88, vs. MIN (10/31)...	107, at STL (11/15/15) ...	None
Longest Reception	26, twice.....	87t, at STL (11/15/15) ...	None
Receiving TDs.....	2, at DAL (9/25).....	2, three times	None



35

RAHEEM MOSTERT

Ht: 5-10

Wt: 197

Age: 24

College: Purdue

Bears Season: 1

NFL Season: 2

Acquired: Waived free agent in 2016 (CLE)

RUNNING BACK

2016 CHICAGO BEARS

Date	W/L	Opp.	Rush	Yds	Avg	Lg	TD	Rec	Yds	Avg	TD	Lg
9/11	L	at HOU										
9/19	L	PHI										
9/25	L	at DAL	0	0	0.0	-	0	0	0	0.0	0	-
10/2	W	DET	0	0	0.0	-	0	0	0	0.0	0	-
10/9	L	at IND										
10/16	L	JAC										
10/20	L	at GB										
10/31		MIN										
11/13		at TB										
11/20		at NYG										
11/27		TEN										
12/4		SF										
12/11		at DET										
12/18		GB										
12/24		WAS										
1/1		at MIN										
Totals	0-0		0	0	0.0	-	0	0	0	0.0	0	-

WAIVED 10/21



16

PAT O'DONNELL

Ht: 6-4 **Wt:** 217
Age: 25 **College:** Miami (FL)
Bears Season: 3 **NFL Season:** 3
Acquired: 6th round of the 2014 draft (191st overall)

PUNTER

2016 CHICAGO BEARS

DATE	W/L	Opp.	No.	Yds	Avg	Net	Long	In-20
9/11	L	at HOU	7	296	42.3	38.1	47	2
9/19	L	PHI	4	151	37.8	37.8	51	1
9/25	L	at DAL	4	159	39.8	39.0	49	1
10/2	W	DET	4	196	49.0	14.0	51	0
10/9	L	at IND	2	92	46.0	36.0	46	0
10/16	L	JAC	6	261	43.5	43.0	50	4
10/20	L	at GB	5	225	45.0	43.8	48	3
10/31	W	MIN	5	222	44.4	41.4	53	3
11/13		at TB						
11/20		at NYG						
11/27		TEN						
12/4		SF						
12/11		at DET						
12/18		GB						
12/24		WAS						
1/1		at MIN						
Totals	0-0		37	1,602	43.3	37.5	53	14

PAT O'DONNELL'S NFL STATISTICS


REGULAR SEASON

Year	Team	GP	Punts	Yds	Avg	Opp Ret	Yds	Net	TB	In-20	Lg	Blk
2014	Chicago	16	71	3,107	43.8	33	335	37.7	3	20	61	1
2015	Chicago	15	70	3,097	44.2	27	197	39.7	4	28	72	1
2016	Chicago	8	37	1,602	43.3	12	176	37.5	2	14	53	0
NFL totals		39	178	7,806	43.9	72	708	38.4	9	62	72	2

ADDITIONAL STATS: Special Teams Tackles - 4: 2014 (2); 2015 (2).

SEASON / CAREER / PLAYOFF HIGHS

	2016	Career	Playoff
Punts	7, at HOU (9/11)	10, at SEA (9/27/15)	None
Punting Yards	296, at HOU (9/11)	477, at SEA (9/27/15)	None
Gross Avg. (Min 4)	44.4, vs. MIN (10/31)	51.3, at ATL (10/12/14)	None
Punts In-the-20	4, vs. JAC (10/16)	4, twice	None
Longest Punt	53, vs. MIN (10/31)	72, at SEA (9/27/15)	None



85

LOGAN PAULSEN

Ht: 6-5 **Wt:** 268
Age: 29 **College:** UCLA
Bears Season: 1 **NFL Season:** 7
Acquired: Waived free agent in 2016 (WAS)

TIGHT END

2016 CHICAGO BEARS

Date	W/L	Opp.	Rec	Yds	Avg	Lg	TD	Rush	Yds	TD	Lg
9/11	L*	at HOU	0	0	0.0	-	0	0	0	0	0
9/19	L*	PHI	0	0	0.0	-	0	0	0	0	0
9/25	L	at DAL	0	0	0.0	-	0	0	0	0	0
10/2	W*	DET	2	10	5.0	7	0	0	0	0	0
10/9	L*	at IND	0	0	0	-	0	0	0	0	0
10/16	L*	JAC	0	0	0	-	0	0	0	0	0
10/20	L*	at GB	0	0	0	-	0	0	0	0	0
10/31	W*	MIN	1	5	5.0	5	0	0	0	0	0
11/13		at TB									
11/20		at NYG									
11/27		TEN									
12/4		SF									
12/11		at DET									
12/18		GB									
12/24		WAS									
1/1		at MIN									
Totals	2-5		3	15	5.0	7	0	0	0	0	0

LOGAN PAULSEN'S NFL STATISTICS


REGULAR SEASON

Year	Team	GP-GS	Rec	Yds	Avg	Lg	TD
2010	Washington	11-0	2	10	5.0	9	1
2011	Washington	16-6	11	138	12.5	24	0
2012	Washington	16-10	25	308	12.3	31	1
2013	Washington	16-14	28	267	9.5	33	3
2014	Washington	16-12	13	78	6.0	16t	1
2016	Chicago	8-7	3	15	5.0	7	0
NFL totals		83-49	82	816	10.0	33	6

ADDITIONAL STATS: Kickoff Returns - 3 for 17 yards: 2011 (2 for 7 yards); 2014 (1 for 10 yards).

SEASON / CAREER / PLAYOFF HIGHS

	2016	Career	Playoff
Receptions	2, vs. DET (10/2)	5, vs. CAR (11/4/12)	2, vs. SEA (1/6/13)
Receiving Yards	10, vs. DET (10/2)	76, at NYG (10/21/12) ...	15, vs. SEA (1/6/13)
Longest Reception ..	7, vs. DET (10/2)	33, at OAK (9/29/13)....	11, vs. SEA (1/6/13)
Receiving TDs	None.....	1, six times.....	None



21

TRACY PORTER

Ht: 5-11 Wt: 200
 Age: 29 College: Indiana
 Bears Season: 2 NFL Season: 9
 Acquired: Waived free agent in 2015 (WAS)

DEFENSIVE BACK

2016 CHICAGO BEARS

Date	W/L	Opp.	Tkls-S	Sk-YL	INT-Yds	PD	FF	FR	TFL
9/11	L*	at HOU	4-3	0-0	1-3	1	0	0	0
9/19	L*	PHI	6-6	0-0	0-0	1	0	0	0
9/25	L*	at DAL	5-4	0-0	0-0	0	0	0	0
10/2	W*	DET	1-1	0-0	0-0	0	0	0	0
10/9	L*	at IND	4-4	0-0	0-0	1	0	0	0
10/16	L*	JAC	0-0	0-0	1-25	2	0	0	0
10/20	L*	at GB	2-1	0-0	0-0	0	0	0	0
10/31	W*	MIN	6-6	0-0	0-0	0	0	0	0
11/13		at TB							
11/20		at NYG							
11/27		TEN							
12/4		SF							
12/11		at DET							
12/18		GB							
12/24		WAS							
1/1		at MIN							
Totals	2-6		28-25	0-0	2-28	5	0	0	0


TRACY PORTER'S NFL STATISTICS

REGULAR SEASON

Year	Team	GP	GS	Tackles					Interceptions				Fumbles			Misc.		
				Tot	S	A	Sk	Yds	No	Yds	Lg	TD	PD	FF	FR	Yds	TFL	STT
2008	New Orleans	5	5	25	23	2	1.0	8.0	1	25	25	0	5	0	0	0	3.0	0
2009	New Orleans	12	11	58	49	9	0.0	0.0	4	72	54t	1	12	2	0	0	0.0	0
2010	New Orleans	12	12	60	45	15	0.0	0.0	1	5	5	0	6	0	2	0	5.0	0
2011	New Orleans	14	11	52	42	10	0.0	0.0	1	-7	-7	0	9	2	1	0	2.0	0
2012	Denver	6	4	21	16	5	0.0	0.0	1	43	43t	1	6	0	0	0	2.0	0
2013	Oakland	16	16	67	53	14	1.5	11.5	2	44	43t	1	12	0	0	0	5.0	0
2014	Washington	3	1	5	3	2	0.0	0.0	0	0	-	0	1	1	0	0	0.0	0
2015	Chicago	14	13	38	34	4	0.0	0.0	1	2	2	0	12	1	0	0	0.0	0
2016	Chicago	8	8	28	25	3	0.0	0.0	2	28	25	0	3	0	0	0	0.0	0
Bears totals		22	21	66	59	7	0.0	0.0	3	30	25	0	15	1	0	0	0.0	0
NFL totals		89	80	354	290	64	2.5	19.5	13	212	54t	3	66	5	3	0	17.0	0

SEASON / CAREER / PLAYOFF HIGHS

	2016	Career	Playoff
Tackles	6, twice.....	10, vs. NYG (11/28/11).....	None
Solos	6, twice.....	8, three times.....	None
Pass Defenses	1, twice.....	5, twice.....	None
Interceptions	1, twice.....	1, 13 times.....	None



31

CHRIS PROINSKI

Ht: 6-1 **Wt:** 213
Age: 29 **College:** Wyoming
Bears Season: 2 **NFL Season:** 6
Acquired: Waived free agent in 2015 (PHI)

DEFENSIVE BACK

2016 CHICAGO BEARS

Date	W/L	Opp.	Tkls-S	Sk-YL	INT-Yds	PD	FF	FR	TFL
9/11	L	at HOU	0-0	0-0	0-0	0	0	0	0
9/19	L	PHI	3-3	0-0	0-0	0	0	0	0
9/25	L	at DAL	2-1	0-0	0-0	0	0	0	0
10/2	W	DET	0-0	0-0	0-0	0	0	0	0
10/9	L	at IND	8-6	0-0	0-0	0	0	0	0
10/16	L	JAC	0-0	0-0	0-0	0	0	0	0
10/20	L*	at GB	1-1	0-0	0-0	0	0	0	0
10/31	W	MIN	1-0	0-0	0-0	0	0	0	0
11/13		at TB							
11/20		at NYG							
11/27		TEN							
12/4		SF							
12/11		at DET							
12/18		GB							
12/24		WAS							
1/1		at MIN							
Totals	0-1		15-11	0-0	0-0	0	0	0	0


CHRIS PROINSKI'S NFL STATISTICS

REGULAR SEASON

Year	Team	GP	GS	Tackles					Interceptions				Fumbles			Misc.		
				Tot	S	A	Sk	Yds	No	Yds	Lg	TD	PD	FF	FR	Yds	TFL	STT
2011	Jacksonville	13	1	14	11	3	0.0	0.0	0	0	-	0	0	0	1	0	0.0	5
2012	Jacksonville	16	7	50	39	11	0.0	0.0	1	6	6	0	4	0	0	0	0.0	3
2013	Jacksonville	16	1	7	5	2	0.0	0.0	0	0	-	0	2	0	0	0	0.0	9
2014	TOTAL	11	0	2	2	0	0.0	0.0	0	0	-	0	0	0	0	0	1.0	10
2015	Chicago	13	5	23	21	2	1.0	0.0	0	0	-	0	0	1	0	0	0.0	9
2016	Chicago	8	1	15	11	4	0.0	0.0	0	0	-	0	0	0	0	0	0.0	4
Bears totals		21	6	47	39	8	0.0	0.0	0	0	-	0	0	1	0	0	0.0	13
NFL totals		77	15	111	89	22	1.0	0.0	1	6	6	0	6	1	1	0	1.0	40

SEASON / CAREER / PLAYOFF HIGHS

	2016	Career	Playoff
Tackles	8, at IND (10/9).....	12, vs. NE (12/23/12).....	None
Solos	6, at IND (10/9).....	8, twice.....	None
Pass Defenses	None.....	1, six times.....	None
Interceptions	None.....	1, vs. NE (12/23/12).....	None



19 EDDIE ROYAL

Ht: 5-10 Wt: 190
 Age: 30 College: Virginia Tech
 Bears Season: 2 NFL Season: 9
 Acquired: Unrestricted free agent in 2015 (SD)

WIDE RECEIVER

2016 CHICAGO BEARS

Date	W/L	Opp.	Rec	Yds	Avg	Lg	TD	Rush	Yds	Avg	TD	Lg
9/11	L	at HOU	4	57	14.3	19	1	0	0	-	0	-
9/19	L	PHI	4	52	13.0	31	0	0	0	-	0	-
9/25	L*	at DAL	3	21	7.0	10	0	0	0	-	0	-
10/2	W	DET	7	111	15.9	64	1	0	0	-	0	-
10/9	L	at IND	7	43	6.1	12	0	0	0	-	0	-
10/16	L	JAC	4	54	13.5	17	0	0	0	-	0	-
10/20	L	at GB										
10/31	W	MIN										
11/13		at TB										
11/20		at NYG										
11/27		TEN										
12/4		SF										
12/11		at DET										
12/18		GB										
12/24		WAS										
1/1		at MIN										
Totals	0-1		29	338	11.7	64	2	0	0	0	-	0

EDDIE ROYAL'S NFL STATISTICS

REGULAR SEASON


Year	Team	GP-GS	Rec	Yds	Avg	Lg	TD	Rush	Yds	Avg	Lg	TD
2008	Denver	15-15	91	980	10.8	93t	5	11	109	9.9	71	0
2009	Denver	14-12	37	345	9.3	20	0	1	1	1.0	1	0
2010	Denver	16-10	59	627	10.6	41	3	6	61	10.2	20	0
2011	Denver	12-8	19	155	8.2	26t	1	7	48	6.9	11	0
2012	San Diego	10-2	23	234	10.2	31	1	3	22	7.3	11	0
2013	San Diego	15-3	47	631	13.4	54	8	3	21	7.0	15	0
2014	San Diego	16-11	62	778	12.5	47t	7	3	14	4.7	15	0
2015	Chicago	9-9	37	238	6.4	30	1	1	-1	-1.0	-1	0
2016	Chicago	6-1	29	338	11.7	64	2	0	0	0.0	-	0
Bears totals		15-10	66	576	8.7	64	3	1	-1	-1.0	-1	0
NFL totals		113-71	404	4,326	10.7	93t	28	35	275	7.9	71	0

Year	Team	KR	Yds	Avg	LG	TD	PR	FC	Yds	Avg	Lg	TD
2008	Dever	23	600	26.1	95	0	14	10	140	10.0	36	0
2009	Denver	26	621	23.9	93t	1	30	13	335	11.2	71t	1
2010	Denver	5	107	21.4	33	0	25	12	298	11.9	33	0
2011	Denver	3	47	15.7	20	0	12	9	194	16.2	85t	1
2012	San Diego	0	0	-	-	0	12	2	64	5.3	14	0
2013	San Diego	0	0	-	-	0	7	7	41	5.9	12	0
2014	San Diego	0	0	-	-	0	11	6	100	9.1	58	0
2015	Chicago	0	0	-	-	0	1	0	16	16.0	16	0
2016	Chicago	0	0	-	-	0	13	8	153	13.9	65t	1
Bears totals		0	0	-	-	0	14	8	169	12.1	65t	1
NFL totals		57	1,375	24.1	95	1	125	67	1,324	11.0	85t	3

ADDITIONAL STATS: Special Teams Touchdowns - 3: 71-yard punt return at SD (10/19/09), 93-yard kickoff return at SD (10/19/09); 85-yard punt return touchdown at OAK (11/6/11); 65-yard punt return touchdown vs. PHI (9/19). **2-pt conversions - 1:** 2008 - 1 (receiving). **Passing - 0 for 1:** 2008 - 0 for 1.

SEASON / CAREER / PLAYOFF HIGHS

	2016	Career	Playoff
Receptions	7, twice.....	11, at SD (12/28/08)	3, vs. PIT (1/8/12)
Receiving Yards	111, vs. DET (10/2).....	164, at CLE (11/6/08)....	49, vs. PIT (1/8/12)
Longest Reception	64, vs. DET (10/2)	93t, at CLE (11/6/08)....	33, at CIN (1/5/14)
Receiving TDs	1, twice	3, at PHI (9/14/13)	1, vs. PIT (1/8/12)



48

PATRICK
SCALES

Ht: 6-4

Wt: 244

Age: 28

College: Utah State

Bears Season: 2

NFL Season: 2

Acquired: Waived free agent in 2015 (BAL)

LONG SNAPPER

PATRICK SCALES' NFL STATISTICS

GAMES PLAYED-STARTED - 14-0: 2014 BAL (2-0); 2015 CHI (5-0); 2016 CHI (8-0).



87 GREG SCRUGGS

Ht: 6-3 **Wt:** 277
Age: 23 **College:** Louisville
Bears Season: 2 **NFL Season:** 4
Acquired: Waived free agent in 2015 (SEA)

TIGHT END

2016 CHICAGO BEARS

Date	W/L	Opp.	Rec	Yds	Avg	Lg	TD	Rush	Yds	TD	Lg
9/11	L	at HOU	0	0	0	-	0	0	0	0	-
9/19	L	PHI	0	0	0	-	0	0	0	0	-
9/25	L	at DAL	0	0	0	-	0	0	0	0	-
10/2		DET									
10/9		at IND									
10/16		JAC									
10/20		at GB									
10/31		MIN									
11/13		at TB									
11/20		at NYG									
11/27		TEN									
12/4		SF									
12/11		at DET									
12/18		GB									
12/24		WAS									
1/1		at MIN									
Totals	0-0		0	0	0	-	0	0	0	0	-

GREG SCRUGGS' NFL STATISTICS

REGULAR SEASON

Year	Team	GP-GS	Rec	Yds	Avg	Lg	TD
2012	Seattle	11-0	0	0	0.0	-	0
2014	Washington	3-0	0	0	0.0	-	0
2015	Washington	1-0	0	0	0.0	-	0
2016	Chicago	3-0	0	0	0.0	-	0
NFL totals		18-0	0	0	0	0	0

ADDITIONAL STATS: Tackles-9: 2012 (5) 2014 (1), 2015 (3) **Sacks 3:** - 2012 (2), 2015 (1)

SEASON / CAREER / PLAYOFF HIGHS

	2016	Career	Playoff
Receptions	None.....	None.....	None
Receiving Yards	None.....	None.....	None
Longest Reception	None.....	None.....	None
Receiving TDs	None.....	None.....	None



71

JOSH
SITTON

Ht: 6-3

Wt: 318

Age: 30

College: UCF

Bears Season: 1

NFL Season: 9

Acquired: Free agent signing 2016 (GB)

OFFENSIVE LINE

JOSH SITTON'S NFL STATISTICS

GAMES PLAYED-STARTED - 127-118: 2008 GB (11-2); 2009 GB (16-16); 2010 GB (16-16); 2011 GB (14-14); 2012 GB (16-16); 2013 GB (16-16); 2014 GB (16-16); 2015 GB (16-16); 2016 CHI (6-6).



93 WILL SUTTON

Ht: 6-0 **Wt:** 297
Age: 24 **College:** Arizona State
Bears Season: 3 **NFL Season:** 3
Acquired: 3rd round of the 2014 draft

DEFENSIVE LINE

2016 CHICAGO BEARS

Date	W/L	Opp.	Tkls-S	Sk-YL	INT-Yds	PD	FF	FR	TFL
9/11	L	at HOU			INACTIVE				
9/19	L	PHI	1-0	0-0	0-0	0	0	0	0
9/25	L*	at DAL	5-2	0-0	0-0	1	0	0	0
10/2	W*	DET	3-3	0-0	0-0	0	0	0	0
10/9	L*	at IND	0-0	0-0	0-0	0	0	0	0
10/16	L*	JAC	1-1	0-0	0-0	0	0	0	0
10/20	L	at GB	0-0	0-0	0-0	0	0	0	0
10/31	W*	MIN	1-0	0-0	0-0	0	0	0	0
11/13		at TB							
11/20		at NYG							
11/27		TEN							
12/4		SF							
12/11		at DET							
12/18		GB							
12/24		WAS							
1/1		at MIN							
Totals	2-3		11-6	0-0	0-0	1	0	0	0

WILL SUTTON'S NFL STATISTICS

REGULAR SEASON

Year	Team	GP	GS	Tackles				Interceptions				Fumbles			Misc.			
				Tot	S	A	Sk	Yds	No	Yds	Lg	TD	PD	FF	FR	Yds	TFL	STT
2014	Chicago	15	5	25	21	4	0.0	0.0	0	0	-	0	2	0	0	0	2.5	0
2015	Chicago	13	7	37	20	17	0.0	0.0	0	0	-	0	4	0	0	0	2.0	0
2016	Chicago	7	5	11	6	5	0.0	0.0	0	0	-	0	1	0	0	0	0.0	0
NFL totals		35	17	73	47	26	0.0	0.0	0	0	-	0	6	0	0	0	4.5	0

SEASON / CAREER / PLAYOFF HIGHS

	2016	Career	Playoff
Tackles	5, at DAL (9/25)	6, vs. DEN (11/22/15)	None
Solos	3, vs. DET (10/2)	4, twice	None
Tackles For Loss	None	1, twice	None
Sacks	None	None	None



14 DEONTE THOMPSON

Ht: 6-0 Wt: 205
 Age: 27 College: Florida
 Bears Season: 2 NFL Season: 4
 Acquired: Waived free agent in 2015 (BUF)

WIDE RECEIVER

2016 CHICAGO BEARS

Date	W/L	Opp.	Rec	Yds	Avg	Lg	TD	Rush	Yds	Avg	TD	Lg
9/11	L	at HOU	0	0	0	-	0	0	0	0.0	0	-
9/19	L	PHI	0	0	0	-	0	0	0	0.0	0	-
9/25	L	at DAL	0	0	0	-	0	0	0	0.0	0	-
10/2	W	DET	0	0	0	-	0	0	0	0.0	0	-
10/9	L	at IND	0	0	0	-	0	0	0	0.0	0	-
10/16	L	JAC	0	0	0	-	0	0	0	0.0	0	-
10/20	L	at GB	1	4	4.0	4	0	0	0	0.0	0	-
10/31	W	MIN	0	0	0.0	-	0	0	0	0.0	0	-
11/13		at TB										
11/20		at NYG										
11/27		TEN										
12/4		SF										
12/11		at DET										
12/18		GB										
12/24		WAS										
1/1		at MIN										
Totals	0-0		1	4	4.0	4	0	0	0	0.0	0	-

DEONTE THOMPSON'S NFL STATISTICS

REGULAR SEASON

Year	Team	GP-GS	Rec	Yds	Avg	Lg	TD	Rush	Yds	Avg	Lg	TD
2012	Baltimore	6-0	5	51	10.2	25	0	0	0	-	-	0
2013	Baltimore	7-0	10	96	9.6	33	0	0	0	-	-	0
2014	Buffalo	1-0	0	0	-	-	0	0	0	-	-	0
2015	Chicago	7-0	2	81	40.5	45	0	0	0	-	-	0
2016	Chicago	8-0	1	4	4.0	4	0	0	0	-	-	0
Bears totals		14-0	3	85	28.3	45	0	0	0	-	-	0
NFL totals		28-0	18	232	13.3	45	0	0	0	-	-	0

Year	Team	KR	Yds	Avg	LG	TD	PR	FC	Yds	Avg	Lg	TD
2012	Baltimore	15	389	25.9	49	0	0	0	0	-	-	0
2013	Baltimore	7	201	28.7	47	0	0	0	0	-	-	0
2014	Buffalo	0	0	-	-	0	0	0	0	-	-	0
2015	Chicago	14	409	29.2	74	0	0	0	0	-	-	0
2016	Chicago	15	304	20.3	32	0	0	0	0	-	-	0
Bears totals		29	713	24.6	74	0	0	0	0	-	-	0
NFL totals		51	1,303	25.5	74	0	0	0	0	-	-	0

SEASON / CAREER / PLAYOFF HIGHS

	2016	Career	Playoff
Receptions.....	1, at GB (10/20)	11, at SD (12/28/08)	3, vs. PIT (1/8/12)
Receiving Yards.....	4, at GB (10/20)	164, at CLE (11/6/08)	49, vs. PIT (1/8/12)
Longest Reception	.4, at GB (10/20)	93t, at CLE (11/6/08)	33, at CIN (1/5/14)
Receiving TDs.....	None	3, at PHI (9/14/13)	1, vs. PIT (1/8/12)



53

JOHN
TIMU

Ht: 6-0

Wt: 245

Age: 23

College: Washington

Bears Season: 2

NFL Season: 2

Acquired: Undrafted free agent in 2015

LINEBACKER

2016 CHICAGO BEARS

Date	W/L	Opp.	Tkls-S	Sk-YL	INT-Yds	PD	FF	FR	TFL
9/11	L	at HOU							
9/19	L	PHI							
9/25	L	DAL							
10/2	W*	DET	2-2	0-0	0-0	0	0	0	0
10/9	L	at IND	0-0	0-0	0-0	0	0	0	0
10/16	L	JAC	0-0	0-0	0-0	0	0	0	0
10/20	L	at GB	0-0	0-0	0-0	0	0	0	0
10/31	W	MIN	0-0	0-0	0-0	0	0	0	0
11/13		at TB							
11/20		at NYG							
11/27		TEN							
12/4		SF							
12/11		at DET							
12/18		GB							
12/24		WAS							
1/1		at MIN							
Totals	1-0		2-2	0-0	0-0	0	0	0	0

JOHN TIMU'S NFL STATISTICS

REGULAR SEASON

Year	Team	GP	GS	Tackles					Interceptions				Fumbles			Misc.		
				Tot	S	A	Sk	Yds	No	Yds	Lg	TD	PD	FF	FR	Yds	TFL	STT
2015	Chicago	7	3	23	20	3	0.0	0.0	0	0	-	0	0	0	2	0	1	1
2016	Chicago	5	1	2	2	0	0.0	0.0	0	0	-	0	0	0	0	0	1	0
NFL totals		12	4	25	22	3	0.0	0.0	0	0	-	0	0	0	2	0	2	1

SEASON / CAREER / PLAYOFF HIGHS

	2016	Career	Playoff
Tackles	2, vs. DET (10/2).....	9, at MIN (12/20/15).....	None
Solos	2, vs. DET (10/2).....	8, twice.....	None
Tackles For Loss .	1, vs. DET (10/2).....	1 twice.....	None
Interceptions	None.....	1, five times.....	None
Sacks	None.....	None.....	None



59

DANNY TREVATHAN

Ht: 6-1 Wt: 239
 Age: 26 College: Kentucky
 Bears Season: 1 NFL Season: 5
 Acquired: Unrestricted free agent in 2016 (DEN)

LINEBACKER

2016 CHICAGO BEARS

Date	W/L	Opp.	Tkls-S	Sk-YL	INT-Yds	PD	FF	FR	TFL
9/11	L*	at HOU	11-7	1-7	0-0	0	0	0	1.0
9/19	L*	PHI	4-4	0-0	0-0	0	0	0	0.0
9/25	L	at DAL			INACTIVE				
10/2	W	DET			INACTIVE				
10/9	L*	at IND	6-4	0-0	0-0	0	0	0	0.0
10/16	L*	JAC	4-3	0-0	0-0	1	0	0	0.0
10/20	L	at GB	6-6	0-0	0-0	0	0	0	0.0
10/31	W*	MIN	6-3	0-0	0-0	2	0	0	0.0
11/13		at TB							
11/20		at NYG							
11/27		TEN							
12/4		SF							
12/11		at DET							
12/18		GB							
12/24		WAS							
1/1		at MIN							
Totals	1-4		37-27	1-7	0-0	3	0	0	1.0


DANNY TREVATHAN'S NFL STATISTICS

REGULAR SEASON

Year	Team	GP	GS	Tackles					Interceptions					Fumbles			Misc.	
				Tot	S	A	Sk	Yds	No	Yds	Lg	TD	PD	FF	FR	Yds	TFL	STT
2012	Denver	16	0	30	21	9	1.0	0.0	0	0	-	0	2	0	0	0	1	3
2013	Denver	16	16	125	85	40	2.0	18.0	3	29	29	0	10	3	1	0	7	4
2014	Denver	3	1	11	9	2	0.0	0.0	0	0	-	0	0	0	0	0	0	0
2015	Denver	16	16	109	73	36	0.0	0.0	2	39	25t	1	6	0	0	0	3	1
2016	Chicago	6	5	37	27	10	1.0	7.0	0	0	-	0	3	0	0	0	1.0	0
NFL totals		56	37	312	215	97	4.0	25.0	5	68	29	1	21	3	1	0	12	7

SEASON / CAREER / PLAYOFF HIGHS

	2016	Career	Playoff
Tackles	11, at HOU (9/11).....	19, at IND (11/8/15).....	12, vs. SEA (2/2/14)
Solos	7, at HOU (9/11).....	9, twice.....	8, twice
Tackles For Loss	1, at HOU (9/11).....	2, at HOU (12/22/13).....	1, twice
Interceptions	None.....	1, five times.....	None
Sacks	1, at HOU (9/11).....	1, three times.....	None



98

MITCH
UNREIN

Ht: 6-4 Wt: 299
 Age: 29 College: Wyoming
 Bears Season: 2 NFL Season: 6
 Acquired: Waived free agent in 2015 (SD)

DEFENSIVE LINE

2016 CHICAGO BEARS

Date	W/L	Opp.	Tkls-S	Sk-YL	INT-Yds	PD	FF	FR	TFL
9/11	L	at HOU	0-0	0-0	0-0	0	0	0	0
9/19	L	PHI	0-0	0-0	0-0	0	0	0	0
9/25	L*	at DAL	4-0	0-0	0-0	0	0	0	0
10/2	W*	DET	3-2	0-0	0-0	0	0	0	0
10/9	L*	at IND	4-2	0-0	0-0	0	0	0	0
10/16	L*	JAC	1-1	0-0	0-0	0	0	0	0
10/20	L*	at GB	2-0	0-0	0-0	0	0	0	0
10/31	W*	MIN	2-2	0-0	0-0	0	0	0	0
11/13		at TB							
11/20		at NYG							
11/27		TEN							
12/4		SF							
12/11		at DET							
12/18		GB							
12/24		WAS							
1/1		at MIN							
Totals	2-4		16-7	0-0	0-0	0	0	0	0


MITCH UNREIN'S NFL STATISTICS

REGULAR SEASON

Year	Team	GP	GS	Tackles					Interceptions				Fumbles			Misc.			
				Tot	S	A	Sk	Yds	No	Yds	Lg	TD	PD	FF	FR	Yds	TFL	STT	
2011	Denver	14	0	7	5	2	0.0	0.0	0	0	-	0	0	0	0	0	0	0.0	1
2012	Denver	16	2	20	12	8	0.0	0.0	0	0	-	0	0	0	1	0	0	0.0	0
2013	Denver	16	1	20	15	5	0.0	0.0	0	0	-	0	0	0	0	0	0	1.0	0
2014	Denver	8	0	1	1	0	0.0	0.0	0	0	-	0	0	0	0	0	0	0.0	0
2015	TOTAL	16	4	20	17	3	1.0	6.0	0	0	-	0	0	0	0	0	0	2.0	1
2016	Chicago	8	8	16	7	9	0.0	0.0	0	0	-	0	0	0	0	0	0	0.0	0
NFL totals		78	13	83	56	27	1.0	6.0	0	0	-	0	0	0	1	0	0	3.0	1

SEASON / CAREER / PLAYOFF HIGHS

	2016	Career	Playoff
Tackles	4, twice.....	5, twice.....	3, vs. BAL (1/12/13)
Solos	2, three times.....	4, at MIN (12/20/15).....	1, twice
Sacks	None.....	1, vs. WAS (12/13/15).....	None
Sack Yards	None.....	6, vs. WAS (12/13/15).....	None



90 CORNELIUS WASHINGTON

Ht: 6-4 **Wt:** 292
Age: 26 **College:** Georgia
Bears Season: 4 **NFL Season:** 4
Acquired: 6th round of the 2013 draft

DEFENSIVE LINE

2016 CHICAGO BEARS

Date	W/L	Opp.	Tkls-S	Sk-YL	INT-Yds	PD	FF	FR	TFL	
9/11	L	at HOU	1-1	0-0	0-0	0	0	0	0	
9/19	L	PHI	INACTIVE							
9/25	L	at DAL	2-1	0-0	0-0	0	0	0	0	
10/2	W	DET	1-1	1-9	0-0	0	0	0	1	
10/9	L	at IND	1-1	0-0	0-0	0	0	0	0	
10/16	L	JAC	0-0	0-0	0-0	0	0	0	0	
10/20	L	at GB	1-0	0-0	0-0	0	0	0	0	
10/31	W	MIN	1-1	1-3	0-0	1	0	0	2	
11/13		at TB								
11/20		at NYG								
11/27		TEN								
12/4		SF								
12/11		at DET								
12/18		GB								
12/24		WAS								
1/1		at MIN								
Totals	0-0		7-5	2-12	0-0	1	0	0	3	

CORNELIUS WASHINGTON'S NFL STATISTICS

REGULAR SEASON

Year	Team	GP	GS	Tackles					Interceptions				Fumbles			Misc.			
				Tot	S	A	Sk	Yds	No	Yds	Lg	TD	PD	FF	FR	Yds	TFL	STT	
2013	Chicago	2	0	1	1	0	0.0	0.0	0	0	-	0	0	0	0	0	0	1.0	0
2014	Chicago	13	0	6	4	2	1.0	1.0	0	0	-	0	0	0	0	0	0	1.0	7
2015	Chicago	0	0	0	0	0	0.0	0.0	0	0	-	0	4	0	0	0	0	0.0	0
2016	Chicago	7	0	7	7	2	2.0	12.0	0	0	-	0	1	0	0	0	0	3.0	0
NFL totals		22	0	14	10	4	3.0	13.0	0	0	-	0	5	0	0	0	0	5.0	7

SEASON / CAREER / PLAYOFF HIGHS

	2016	Career	Playoff
Tackles	2, at DAL (9/25)	3, at MIN (12/28/14)	None
Solos	1, four times.....	2, vs. TB (11/23/14).....	None
Sacks	1, twice.....	1,twice.....	None
Sack Yards	None	1, vs. TB (11/23/14).....	None



13 KEVIN WHITE

Ht: 6-3 **Wt:** 216
Age: 22 **College:** West Virginia
Bears Season: 2 **NFL Season:** 2
Acquired: 1st round of the 2015 draft (7th overall)

WIDE RECEIVER

2016 CHICAGO BEARS

Date	W/L	Opp.	Rec	Yds	Avg	Lg	TD	Rush	Yds	TD	Lg
9/11	L*	at HOU	3	34	11.3	19	0	0	0	0	-
9/19	L*	PHI	4	36	9.0	19	0	1	9	0	9
9/25	L*	at DAL	6	62	10.3	32	0	0	0	0	-
10/2	W*	DET	6	55	9.2	19	0	0	0	0	-
10/9		at IND									
10/16		JAC									
10/20		at GB									
10/31		MIN									
11/13		at TB									
11/20		at NYG									
11/27		TEN									
12/4		SF									
12/11		at DET									
12/18		GB									
12/24		WAS									
1/1		at MIN									
Totals	1-3		19	187	9.8	32	0	1	9	0	9

KEVIN WHITE'S' NFL STATISTICS

REGULAR SEASON

Year	Team	GP-GS	Rec	Yds	Avg	Lg	TD	Rush	Yds	Avg	Lg	TD	STT
2016	Chicago	4-4	19	187	9.8	32	0	1	9	9.0	9	0	0

SEASON / CAREER / PLAYOFF HIGHS

	2016	Career	Playoff
Receptions	6, twice	Same	None
Receiving Yards	62, at DAL (9/25)	Same	None
Longest Reception	32, at DAL (9/25)	Same	None
Receivng TDs	None	None	None

INJURED RESERVE 10/15



65

CODY
WHITEHAIR

Ht: 6-4
Age: 23

Wt: 310
College: Kansas State

Acquired: 2nd round of the 2016 draft (56th overall)

OFFENSIVE LINE

CODY WHITEHAIR'S NFL STATISTICS

GAMES PLAYED-STARTED - 7-7: 2016 CHI (8-8).



97 WILLIE YOUNG

Ht: 6-4 **Wt:** 258
Age: 30 **College:** NC State
Bears Season: 3 **NFL Season:** 7
Acquired: Unrestricted free agent in 2014 (DET)

LINEBACKER

2016 CHICAGO BEARS

Date	W/L	Opp.	Tkls-S	Sk-YL	INT-Yds	PD	FF	FR	TFL
9/11	L*	at HOU	0-0	0-0	0-0	0	0	0	0
9/19	L*	PHI	7-5	1-7	0-0	0	0	0	2.0
9/25	L	at DAL	4-1	0-0	0-0	0	0	0	0.0
10/2	W	DET	0-0	0-0	0-0	0	0	0	0.0
10/9	L	at IND	5-4	3-13	0-0	0	0	0	3.0
10/16	L	JAC	3-3	2-8	0-0	0	1	0	1.0
10/20	L*	at GB	1-1	0-0	0-0	1	0	0	0.0
10/31	W*	MIN	0-0	0-0	0-0	1	0	0	0.0
11/13		at TB							
11/20		at NYG							
11/27		TEN							
12/4		SF							
12/11		at DET							
12/18		GB							
12/24		WAS							
1/1		at MIN							
Totals	1-3		20-14	6-28	0-0	2	1	0	6.0

WILLIE YOUNG'S NFL STATISTICS

REGULAR SEASON

Year	Team	GP	GS	Tackles				Interceptions				Fumbles			Misc.				
				Tot	S	A	Sk	Yds	No	Yds	Lg	TD	PD	FF	FR	Yds	TFL	STT	
2010	Detroit	2	0	0	0	0	0.0	0.0	0	0	-	0	0	0	0	0	0	0.0	0
2011	Detroit	14	0	14	9	5	3.0	19.0	0	0	-	0	1	0	0	0	0	3.0	0
2012	Detroit	16	0	11	7	4	0.0	0.0	0	0	-	0	1	0	0	0	0	1.0	0
2013	Detroit	16	15	47	29	18	3.0	20.0	0	0	-	0	5	0	2	0	0	7.0	0
2014	Chicago	15	8	55	36	19	10.0	65.0	0	0	-	0	3	1	0	0	0	3.0	0
2015	Chicago	15	8	47	31	16	6.5	50.0	1	39	39	0	3	0	0	0	0	12.0	0
2016	Chicago	8	5	20	14	6	6.0	28.0	0	0	-	0	2	0	0	0	0	6.0	0
Bears totals		38	21	122	83	39	22.5	136.0	1	39	39	0	8	1	0	0	0	21.0	0
NFL totals		86	36	194	128	66	28.5	175.0	1	39	39	0	15	1	2	0	0	31.0	0

SEASON / CAREER / PLAYOFF HIGHS

	2016	Career	Playoff
Tackles	7, vs. PHI (9/19).....	8, vs. WAS (12/13/15).....	2, at NO (1/7/12)
Solos	5, vs. PHI (9/19).....	5, twice.....	1, at NO (1/7/12)
Sacks	3, at IND (10/9).....	Same.....	1, at NO (1/7/12)

QUARTERBACKS

CUTLER:

2016 CHICAGO BEARS

Date	W/L	Opp.	Att	Cmp	Yds	Pct.	TD	INT	Lg	Sk/Lst	Rtg
9/11	L*	at HOU	29	16	216	55.2	1	1	54	5/31	76.2
9/19	L*	PHI	17	12	157	70.1	0	1	49	3/15	74.9
9/25	L	at DAL									INACTIVE
10/2	W	DET									INACTIVE
10/9	L	at IND									INACTIVE
10/16	L	JAC									INACTIVE
10/20	L	at GB									INACTIVE
10/31	W*	MIN	31	20	252	64.5	1	0	34	1/7	100.5
11/13		at TB									
11/20		at NYG									
11/27		TEN									
12/4		SF									
12/11		at DET									
12/18		GB									
12/24		WAS									
1/1		at MIN									
Totals	1-2		77	48	625	62.3	2	2	54	9/53	85.7

HOYER:

2016 CHICAGO BEARS

Date	W/L	Opp.	Att	Cmp	Yds	Pct.	TD	INT	Lg	Sk/Lst	Rtg
9/11	L	at HOU									DID NOT PLAY
9/19	L	PHI	12	9	78	75.0	0	0	19	0	91.7
9/25	L*	at DAL	49	30	317	61.2	2	0	32	1/5	93.7
10/2	W*	DET	36	28	302	77.8	2	0	64	2/8	120.1
10/9	L*	at IND	43	33	397	76.7	2	0	38	0/0	120.0
10/16	L*	JAC	49	30	302	61.2	0	0	36	1/5	78.8
10/20	L*	at GB	11	4	49	36.4	0	0	25	0/0	50.9
10/31		MIN									
11/13		at TB									
11/20		at NYG									
11/27		TEN									
12/4		SF									
12/11		at DET									
12/18		GB									
12/24		WAS									
1/1		at MIN									
Totals	1-4		200	134	1,445	67.0	6	0	64	4/18	98.0

BARKLEY:

2016 CHICAGO BEARS

Date	W/L	Opp.	Att	Cmp	Yds	Pct.	TD	INT	Lg	Sk/Lst	Rtg
9/11	L	at HOU									PRACTICE SQUAD
9/19	L	PHI									PRACTICE SQUAD
9/25	L	at DAL									DID NOT PLAY
10/2	W	DET									DID NOT PLAY
10/9	L	at IND									DID NOT PLAY
10/16	L	JAC									DID NOT PLAY
10/20	L	at GB	15	6	81	40.0	0	2	26	1/10	18.3
10/31		MIN									
11/13		at TB									
11/20		at NYG									
11/27		TEN									
12/4		SF									
12/11		at DET									
12/18		GB									
12/24		WAS									
1/1		at MIN									
Totals	0-0		15	6	81	40.0	0	2	26	1/10	18.3

RUNNING BACKS

BELL:

2016 CHICAGO BEARS

Date	W/L	Opp.	Rush	Yds	Avg	Lg	TD	Rec	Yds	Avg	TD	Lg
9/11	L	at HOU										
9/19	L	PHI										
9/25	L	at DAL										
10/2	W	DET	3	6	2.0	6	0	0	0	0.0	0	-
10/9	L	at IND	0	0	0.0	0	0	0	0	0.0	0	-
10/16	L	JAC	0	0	0.0	0	0	0	0	0.0	0	-
10/20	L	at GB	0	0	0.0	0	0	0	0	0.0	0	-
10/31		MIN										
11/13		at TB										
11/20		at NYG										
11/27		TEN										
12/4		SF										
12/11		at DET										
12/18		GB										
12/24		WAS										
1/1		at MIN										
Totals	0-0		3	6	2.0	6	0	0	0	0.0	0	-

CAREY:

2016 CHICAGO BEARS

Date	W/L	Opp.	Rush	Yds	Avg	Lg	TD	Rec	Yds	Avg	TD	Lg
9/11	L	at HOU	1	4	4.0	4	0	0	0	0.0	0	-
9/19	L	PHI	2	3	1.5	2	0	1	3	3.0	0	3
9/25	L	at DAL										
10/2	W	DET										
10/9	L	at IND	1	2	2.0	2	0	1	15	15.0	0	15
10/16	L	JAC	9	50	5.6	16	0	0	0	0.0	0	0
10/20	L	at GB	10	48	4.8	24	0	1	9	9.0	0	9
10/31	W	MIN	2	3	1.5	2	0	0	0	0.0	0	-
11/13		at TB										
11/20		at NYG										
11/27		TEN										
12/4		SF										
12/11		at DET										
12/18		GB										
12/24		WAS										
1/1		at MIN										
Totals	0-0		25	110	4.4	24	0	3	27	9.0	0	15

HOWARD:

2016 CHICAGO BEARS

Date	W/L	Opp.	Rush	Yds	Avg	Lg	TD	Rec	Yds	Avg	TD	Lg
9/11	L	at HOU										
9/19	L	PHI	3	22	7.3	10	0	2	9		0	7
9/25	L	at DAL	9	45	5.0	36	0	4	47		0	15
10/2	W*	DET	23	111	4.8	17	0	3	21		0	9
10/9	L*	at IND	16	118	7.4	57	0	3	45		1	21
10/16	L*	JAC	15	34	2.3	9	1	2	6		0	7
10/20	L*	at GB	7	22	3.1	11	0	0	0		0	-
10/31	W*	MIN	26	153	5.9	69	1	4	49	12.9	0	34
11/13		at TB										
11/20		at NYG										
11/27		TEN										
12/4		SF										
12/11		at DET										
12/18		GB										
12/24		WAS										
1/1		at MIN										
Totals	2-3		99	505	5.1	69	1	18	177	9.8	1	34

LASIKE:

2016 CHICAGO BEARS

Date	W/L	Opp.	Rush	Yds	Avg	Lg	TD	Rec	Yds	Avg	TD	Lg
9/11	L	at HOU	0	0	0.0	-	0	0	0	0.0	0	0
9/19	L	PHI	1	2	2.0	2	0	0	0	0.0	0	0
9/25	L	at DAL										
10/2	W	DET										
10/9	L	at IND	0	0	-	0	0	0	0	0.0	0	0
10/16	L	JAC	1	1	1.0	1	0	0	0	0.0	0	0
10/20		at GB										
10/31		MIN										
11/13		at TB										
11/20		at NYG										
11/27		TEN										
12/4		SF										
12/11		at DET										
12/18		GB										
12/24		WAS										
1/1		at MIN										
Totals			2	3	1.5	2	0	0	0	0.0	0	0

WAIVED 10/20

LANGFORD:

2016 CHICAGO BEARS

Date	W/L	Opp.	Rush	Yds	Avg	Lg	TD	Rec	Yds	Avg	TD	Lg
9/11	L*	at HOU	17	57	3.4	15	1	2	6	3.0	0	5
9/19	L*	PHI	11	28	2.5	16	1	1	6	6.0	0	6
9/25	L*	at DAL	3	31	10.3	23	0	2	15	7.5	0	10
10/2	W	DET										
10/9	L	at IND										
10/16	L	JAC										
10/20		at GB										
10/31		MIN	0	0	0.0	-	0	1	11	11.0	0	11
11/13		at TB										
11/20		at NYG										
11/27		TEN										
12/4		SF										
12/11		at DET										
12/18		GB										
12/24		WAS										
1/1		at MIN										
Totals	0-3		31	116	3.7	23	2	6	38	6.3	0	11

MOSTERT:

2016 CHICAGO BEARS

Date	W/L	Opp.	Rush	Yds	Avg	Lg	TD	Rec	Yds	Avg	TD	Lg
9/11	L	at HOU										
9/19	L	PHI										
9/25	L	at DAL	0	0	0.0	-	0	0	0	0.0	0	-
10/2	W	DET	0	0	0.0	-	0	0	0	0.0	0	-
10/9	L	at IND										
10/16	L	JAC										
10/20	L	at GB										
10/31		MIN										
11/13		at TB										
11/20		at NYG										
11/27		TEN										
12/4		SF										
12/11		at DET										
12/18		GB										
12/24		WAS										
1/1		at MIN										
Totals	0-0		0	0	0.0	-	0	0	0	0.0	0	-

WAIVED 10/21

WIDE RECEIVERS

BELLAMY:

2016 CHICAGO BEARS

Date	W/L	Opp.	Rec	Yds	Avg	Lg	TD	Rush	Yds	Avg	TD	Lg
9/11	L	at HOU	0	0	-	-	0	0	0	0.0	0	-
9/19	L	PHI	0	0	-	-	0	0	0	0.0	0	-
9/25	L	at DAL	0	0	-	-	0	0	0	0.0	0	-
10/2	W	DET	0	0	-	-	0	0	0	0.0	0	-
10/9	L	at IND	1	14	14.0	14	0	0	0	0.0	0	-
10/16	L	JAC	0	0	-	-	0	1	7	7.0	0	7
10/20	L	at GB	2	32	16.0	25	0	0	0	0.0	0	0
10/31	W	MIN	1	4	4.0	4	0	0	0	0.0	0	-
11/13		at TB										
11/20		at NYG										
11/27		TEN										
12/4		SF										
12/11		at DET										
12/18		GB										
12/24		WAS										
1/1		at MIN										
Totals	0-0		4	50	12.5	25	0	1	7	0.0	0	7

JEFFERY:

2016 CHICAGO BEARS

Date	W/L	Opp.	Rec	Yds	Avg	Lg	TD	Rush	Yds	Avg	TD	Lg
9/11	L*	at HOU	4	105	26.3	54	0	0	0	0.0	0	-
9/19	L*	PHI	5	96	19.2	49	0	0	0	0.0	0	-
9/25	L*	at DAL	5	70	14.0	22	0	0	0	0.0	0	-
10/2	W*	DET	3	46	15.3	22	0	0	0	0.0	0	-
10/9	L*	at IND	5	77	15.4	38	0	0	0	0.0	0	-
10/16	L*	JAC	7	93	13.3	26	0	0	0	0.0	0	-
10/20	L*	at GB	3	33	11.0	11	0	0	0	0.0	0	-
10/31	W*	MIN	4	63	15.8	34	1	0	0	0.0	0	-
11/13		at TB										
11/20		at NYG										
11/27		TEN										
12/4		SF										
12/11		at DET										
12/18		GB										
12/24		WAS										
1/1		at MIN										
Totals	2-6		36	583	16.2	54	1	0	0	0	0	-

MEREDITH:

2016 CHICAGO BEARS

Date	W/L	Opp.	Rec	Yds	Avg	Lg	TD	Rush	Yds	Avg	TD	Lg
9/11	L	at HOU										
9/19	L	PHI										
9/25	L	at DAL	2	24	12.0	24	0	0	0	0.0	0	-
10/2	W	DET	4	28	7.0	12	0	0	0	0.0	0	-
10/9	L*	at IND	9	130	14.4	30	1	1	6	6.0	0	-
10/16	L*	JAC	11	113	10.3	36	0	0	0	0.0	0	-
10/20	L	at GB	1	12	12.0	12	0	0	0	0.0	0	-
10/31	W*	MIN	1	24	24.0	24	0	0	0	0.0	0	-
11/13		at TB										
11/20		at NYG										
11/27		TEN										
12/4		SF										
12/11		at DET										
12/18		GB										
12/24		WAS										
1/1		at MIN										
Totals	1-2		28	331	11.8	36	1	1	6	6.0	0	0

ROYAL:

2016 CHICAGO BEARS

Date	W/L	Opp.	Rec	Yds	Avg	Lg	TD	Rush	Yds	Avg	TD	Lg
9/11	L	at HOU	4	57	14.3	19	1	0	0	0.0	0	-
9/19	L	PHI	4	52	13.0	31	0	0	0	0.0	0	-
9/25	L*	at DAL	3	21	7.0	10	0	0	0	0.0	0	-
10/2	W	DET	7	111	15.9	64	1	0	0	0.0	0	-
10/9	L	at IND	7	43	6.1	12	0	0	0	0.0	0	-
10/16	L	JAC	4	54	13.5	17	0	0	0	0.0	0	-
10/20	L	at GB										
10/31	W	MIN										
11/13		at TB										
11/20		at NYG										
11/27		TEN										
12/4		SF										
12/11		at DET										
12/18		GB										
12/24		WAS										
1/1		at MIN										
Totals	0-1		29	338	11.7	64	2	0	0	0.0	0	-

THOMPSON:

2016 CHICAGO BEARS

Date	W/L	Opp.	Rec	Yds	Avg	Lg	TD	Rush	Yds	Avg	TD	Lg
9/11	L	at HOU	0	0	0	-	0	0	0	0.0	0	-
9/19	L	PHI	0	0	0	-	0	0	0	0.0	0	-
9/25	L	at DAL	0	0	0	-	0	0	0	0.0	0	-
10/2	W	DET	0	0	0	-	0	0	0	0.0	0	-
10/9	L	at IND	0	0	0	-	0	0	0	0.0	0	-
10/16	L	JAC	0	0	0	-	0	0	0	0.0	0	-
10/20	L	at GB	1	4	4.0	4	0	0	0	0.0	0	-
10/31	W	MIN	0	0	0.0	-	0	0	0	0.0	0	-
11/13		at TB										
11/20		at NYG										
11/27		TEN										
12/4		SF										
12/11		at DET										
12/18		GB										
12/24		WAS										
1/1		at MIN										
Totals	0-0		1	4	4.0	4	0	0	0	0	0	-

WHITE:

2016 CHICAGO BEARS

Date	W/L	Opp.	Rec	Yds	Avg	Lg	TD	Rush	Yds	Avg	TD	Lg
9/11	L*	at HOU	3	34	11.3	19	0	0	0	0.0	0	-
9/19	L*	PHI	4	36	9.0	19	0	1	9	9.0	0	9
9/25	L*	at DAL	6	62	10.3	32	0	0	0	0.0	0	-
10/2	W*	DET	6	55	9.2	19	0	0	0	0.0	0	-
10/9		at IND										
10/16		JAC										
10/20		at GB										
10/31		MIN										
11/13		at TB										
11/20		at NYG										
11/27		TEN										
12/4		SF										
12/11		at DET										
12/18		GB										
12/24		WAS										
1/1		at MIN										
Totals	1-3		19	187	9.8	32	0	1	9	0.0	0	9

INJURED RESERVE 10/5

TIGHT ENDS

BRAUNECKER:

2016 CHICAGO BEARS

Date	W/L	Opp.	Rec	Yds	Avg	Lg	TD	Rush	Yds	Avg	TD	Lg
9/11	L	HOU										
9/19	L	PHI										
9/25	L	at DAL										
10/2	W	DET	0	0	0	-	0	0	0	0.0	0	-
10/9	L	at IND	0	0	0	-	0	0	0	0.0	0	-
10/16	L	JAC	0	0	0	-	0	0	0	0.0	0	-
10/20	L	at GB	0	0	0	-	0	0	0	0.0	0	-
10/31	L	MIN	1	8	8.0	8	0	0	0	0.0	0	-
11/13		at TB										
11/20		at NYG										
11/27		TEN										
12/4		SF										
12/11		at DET										
12/18		GB										
12/24		WAS										
1/1		at MIN										
Totals	0-0		1	8	8.0	8	0	0	0	0	0	-

BROWN:

2016 CHICAGO BEARS

Date	W/L	Opp.	Rec	Yds	Avg	Lg	TD	Rush	Yds	TD	Lg
9/11	L	HOU									
9/19	L	PHI									
9/25	L	at DAL									
10/2	W	DET									
10/9	L	at IND									
10/16	L	JAC									
10/20	L	at GB									
10/31	W	MIN									
11/13		at TB									
11/20		at NYG									
11/27		TEN									
12/4		SF									
12/11		at DET									
12/18		GB									
12/24		WAS									
1/1		at MIN									
Totals	0-0		0	0	0.0	0	0	0	0	0	-

MILLER:

2016 CHICAGO BEARS

Date	W/L	Opp.	Rec	Yds	Avg	Lg	TD	Rush	Yds	Avg	TD	Lg
9/11	L	at HOU	3	14	4.7	5	0	0	0	0.0	0	-
9/19	L*	PHI	4	33	8.3	12	0	0	0	0.0	0	-
9/25	L*	at DAL	8	78	9.8	26	2	0	0	0.0	0	-
10/2	W*	DET	3	31	10.3	17	1	0	0	0.0	0	-
10/9	L*	at IND	7	73	10.4	23	0	0	0	0.0	0	-
10/16	L*	JAC	6	36	6.0	11	0	0	0	0.0	0	-
10/20	L*	at GB	2	40	20.0	26	0	0	0	0.0	0	-
10/31	W*	MIN	7	88	12.6	21	0	0	0	0.0	0	-
11/13		at TB										
11/20		at NYG										
11/27		TEN										
12/4		SF										
12/11		at DET										
12/18		GB										
12/24		WAS										
1/1		at MIN										
Totals	2-5		40	393	9.8	26	3	0	0	0	0	0

PAULSEN:**2016 CHICAGO BEARS**

Date	W/L	Opp.	Rec	Yds	Avg	Lg	TD	Rush	Yds	Avg	TD	Lg
9/11	L*	at HOU	0	0	0.0	-	0	0	0	0.0	0	-
9/19	L*	PHI	0	0	0.0	-	0	0	0	0.0	0	0
9/25	L	at DAL	0	0	0.0	-	0	0	0	0.0	0	0
10/2	W*	DET	2	10	5.0	7	0	0	0	0.0	0	0
10/9	L*	at IND	0	0	0.0	-	0	0	0	0.0	0	-
10/16	L*	JAC	0	0	0.0	-	0	0	0	0.0	0	-
10/20	L*	at GB	0	0	0.0	-	0	0	0	0.0	0	-
10/31	W*	MIN	1	5	5.0	-	0	0	0	0.0	0	-
11/13		at TB										
11/20		at NYG										
11/27		TEN										
12/4		SF										
12/11		at DET										
12/18		GB										
12/24		WAS										
1/1		at MIN										
Totals	2-5		2	10	5.0	-	0	0	0	0.0	0	0

OFFENSIVE LINEMAN

ADAMS:
2016 CHICAGO BEARS
GAMES PLAYED-STARTED: 8-0

KUSH:
2016 CHICAGO BEARS
GAMES PLAYED-STARTED: 2-2

LARSEN:
2016 CHICAGO BEARS
GAMES PLAYED-STARTED: 8-1

LENO, JR:
2016 CHICAGO BEARS
GAMES PLAYED-STARTED: 8-8

LONG:
2016 CHICAGO BEARS
GAMES PLAYED-STARTED: 7-7

MASSIE:
2016 CHICAGO BEARS
GAMES PLAYED-STARTED: 8-8

SITTON:
2016 CHICAGO BEARS
GAMES PLAYED-STARTED: 6-6

WHITEHAIR:
2016 CHICAGO BEARS
GAMES PLAYED-STARTED: 8-8

DEFENSIVE LINEMAN

BULLARD:
2016 CHICAGO BEARS

Date	W/L	Opp.	Tkls-S	Sk-YL	INT-Yds	PD	FF	FR	TFL
9/11	L	at HOU	0-0	0-0	0-0	0	0	0	0
9/19	L	PHI	1-1	0-0	0-0	0	0	0	0
9/25	L	at DAL	2-2	0-0	0-0	0	0	0	0
10/2	W	DET			DID NOT PLAY				
10/9	L	at IND	3-3	1-3	0-0	0	0	0	2
10/16	L	JAC	1-1	0-0	0-0	0	0	0	0
10/20	L	at GB	2-1	0-0	0-0	0	0	0	0
10/31	W	MIN	2-2	0-0	0-0	0	0	0	0
11/13		at TB							
11/20		at NYG							
11/27		TEN							
12/4		SF							
12/11		at DET							
12/18		GB							
12/24		WAS							
1/1		at MIN							
Totals	0-0		10-9	1-3	0-0	0	0	0	2

GOLDMAN:
2016 CHICAGO BEARS

Date	W/L	Opp.	Tkls-S	Sk-YL	INT-Yds	PD	FF	FR	TFL
9/11	L*	at HOU	6-2	0.5-4.5	0-0	0	0	0	0
9/19	L*	PHI	1-1	0-0	0-0	0	0	0	0
9/25	L	at DAL			INACTIVE				
10/2	W	DET			INACTIVE				
10/9	L	at IND			INACTIVE				
10/16	L	JAC			INACTIVE				
10/20	L	at GB			INACTIVE				
10/31	W	MIN			INACTIVE				
11/13		at TB							
11/20		at NYG							
11/27		TEN							
12/4		SF							
12/11		at DET							
12/18		GB							
12/24		WAS							
1/1		at MIN							
Totals	0-2		7-3	0.5-4.5	0-0	0	0	0	0

HICKS:**2016 CHICAGO BEARS**

Date	W/L	Opp.	Tkls-S	Sk-YL	INT-Yds	PD	FF	FR	TFL
9/11	L*	at HOU	3-3	0-0	0-0	0	1	0	0
9/19	L*	PHI	2-2	0-0	0-0	0	0	0	0
9/25	L*	at DAL	2-1	0-0	0-0	0	0	0	0
10/2	W*	DET	3-2	1-7	0-0	0	0	0	1
10/9	L*	at IND	3-1	1-8	0-0	0	0	0	1
10/16	L*	JAC	2-2	0-0	0-0	0	0	1	0
10/20	L*	at GB	2-1	0-0	0-0	0	0	0	0
10/31	W*	MIN	4-3	2-16	0-0	1	0	0	0
11/13		at TB							
11/20		at NYG							
11/27		TEN							
12/4		SF							
12/11		at DET							
12/18		GB							
12/24		WAS							
1/1		at MIN							
Totals	2-6		21-15	4-31	0-0	1	1	1	2

SUTTON:**2016 CHICAGO BEARS**

Date	W/L	Opp.	Tkls-S	Sk-YL	INT-Yds	PD	FF	FR	TFL
9/11	L	at HOU			INACTIVE				
9/19	L	PHI	0-0	0-0	0-0	0	0	0	0
9/25	L*	at DAL	5-2	0-0	0-0	1	0	0	0
10/2	W*	DET	3-3	0-0	0-0	0	0	0	0
10/9	L*	at IND	0-0	0-0	0-0	0	0	0	0
10/16	L*	JAC	0-0	0-0	0-0	0	0	0	0
10/20	L	at GB	0-0	0-0	0-0	0	0	0	0
10/31	W*	MIN	1-0	0-0	0-0	0	0	0	0
11/13		at TB							
11/20		at NYG							
11/27		TEN							
12/4		SF							
12/11		at DET							
12/18		GB							
12/24		WAS							
1/1		at MIN							
Totals	2-3		9-5	0-0	0-0	1	0	0	0

UNREIN:**2016 CHICAGO BEARS**

Date	W/L	Opp.	Tkls-S	Sk-YL	INT-Yds	PD	FF	FR	TFL
9/11	L	at HOU	0-0	0-0	0-0	0	0	0	0
9/19	L	PHI	0-0	0-0	0-0	0	0	0	0
9/25	L*	at DAL	4-0	0-0	0-0	0	0	0	0
10/2	W*	DET	3-2	0-0	0-0	0	0	0	0
10/9	L*	at IND	4-2	0-0	0-0	0	0	0	0
10/16	L*	JAC	1-1	0-0	0-0	0	0	0	0
10/20	L*	at GB	2-0	0-0	0-0	0	0	0	0
10/31	W*	MIN	2-2	0-0	0-0	0	0	0	0
11/13		at TB							
11/20		at NYG							
11/27		TEN							
12/4		SF							
12/11		at DET							
12/18		GB							
12/24		WAS							
1/1		at MIN							
Totals	2-4		16-7	0-0	0-0	0	0	0	0

WASHINGTON:**2016 CHICAGO BEARS**

Date	W/L	Opp.	Tkls-S	Sk-YL	INT-Yds	PD	FF	FR	TFL
9/11	L	at HOU	1-1	0-0	0-0	0	0	0	0
9/19	L	PHI			INACTIVE				
9/25	L	at DAL	2-1	0-0	0-0	0	0	0	0
10/2	W	DET	1-1	1-9	0-0	0	0	0	1
10/9	L	at IND	1-1	0-0	0-0	0	0	0	0
10/16	L	JAC	0-0	0-0	0-0	0	0	0	0
10/20	L	at GB	1-0	0-0	0-0	0	0	0	0
10/31	W	MIN	1-1	1-3	0-0	1	0	0	1
11/13		at TB							
11/20		at NYG							
11/27		TEN							
12/4		SF							
12/11		at DET							
12/18		GB							
12/24		WAS							
1/1		at MIN							
Totals	0-0		7-5	2-12	0-0	1	0	0	2

LINEBACKERS**ACHO:****2016 CHICAGO BEARS**

Date	W/L	Opp.	Tkls-S	Sk-YL	INT-Yds	PD	FF	FR	TFL
9/11	L	at HOU	1-1	0-0	0-0	0	0	0	0
9/19	L	PHI	3-2	1-3	0-0	0	0	0	1
9/25	L*	at DAL	4-3	0-0	0-0	0	0	0	0
10/2	W*	DET	1-1	0-0	0-0	0	0	0	0
10/9	L*	at IND	1-0	0-0	0-0	0	0	0	0
10/16	L*	JAC	3-3	0-0	0-0	0	0	0	1
10/20	L	at GB	3-1	0-0	0-0	1	0	0	0
10/31	W	MIN	1-0	0-0	0-0	0	0	0	0
11/13		at TB							
11/20		at NYG							
11/27		TEN							
12/4		SF							
12/11		at DET							
12/18		GB							
12/24		WAS							
1/1		at MIN							
Totals	1-3		17-11	1-3	0-0	1	0	0	2

ANDERSON:**2016 CHICAGO BEARS**

Date	W/L	Opp.	Tkls-S	Sk-YL	INT-Yds	PD	FF	FR	TFL
9/11	L	at HOU	0-0	0-0	0-0	0	0	0	0
9/19	L	PHI	0-0	0-0	0-0	0	0	0	0
9/25	L	at DAL	2-1	0-0	0-0	0	0	0	0
10/2		DET							
10/9		at IND							
10/16		JAC							
10/20		at GB							
10/31		MIN							
11/13		at TB							
11/20		at NYG							
11/27		TEN							
12/4		SF							
12/11		at DET							
12/18		GB							
12/24		WAS							
1/1		at MIN							
Totals	0-0		2-1	0-0	0-0	0	0	0	0

WAIVED 9/27

FLOYD:**2016 CHICAGO BEARS**

Date	W/L	Opp.	Tkls-S	Sk-YL	INT-Yds	PD	FF	FR	TFL
9/11	L*	at HOU	6-2	0.5-4.5	0-0	0	0	0	1
9/19	L*	PHI	2-2	0-0	0-0	0	0	0	0
9/25	L*	at DAL	5-4	0-0	0-0	0	0	0	0
10/2	W*	DET	0-0	0-0	0-0	0	0	0	0
10/9	L	at IND			INACTIVE				
10/16	L	JAC			INACTIVE				
10/20	L*	at GB	3-2	2-23	0-0	0	1	1	1
10/31	W*	MIN	2-2	1-5	0-0	0	0	0	1
11/13		at TB							
11/20		at NYG							
11/27		TEN							
12/4		SF							
12/11		at DET							
12/18		GB							
12/24		WAS							
1/1		at MIN							
Totals	2-4		18-12	3.5-32.5	0-0	0	1	1	3

FREEMAN:**2016 CHICAGO BEARS**

Date	W/L	Opp.	Tkls-S	Sk-YL	INT-Yds	PD	FF	FR	TFL
9/11	L*	at HOU	17-9	0-0	0-0	0	0	0	1
9/19	L*	PHI	5-5	0-0	0-0	0	0	0	3
9/25	L*	at DAL	12-7	0-0	0-0	0	0	0	0
10/2	W*	DET	7-7	0-0	0-0	0	0	0	0
10/9	L*	at IND	7-5	0-0	0-0	0	0	0	0
10/16	L*	JAC	5-5	0-0	0-0	0	1	0	0
10/20	L*	at GB	13-10	0-0	0-0	0	0	0	0
10/31	W*	MIN	7-5	0-0	0-0	0	0	0	0
11/13		at TB							
11/20		at NYG							
11/27		TEN							
12/4		SF							
12/11		at DET							
12/18		GB							
12/24		WAS							
1/1		at MIN							
Totals	2-6		73-63	0-0	0-0	0	1	0	4

HOUSTON:**2016 CHICAGO BEARS**

Date	W/L	Opp.	Tkls-S	Sk-YL	INT-Yds	PD	FF	FR	TFL
9/11	L	at HOU	4-2	0-0	0-0	0	0	0	0
9/19	L	PHI	0-0	0-0	0-0	0	0	0	0
9/25	L	at DAL	0-0	0-0	0-0	0	0	0	0
10/2		DET							
10/9		at IND							
10/16		JAC							
10/20		at GB							
10/31		MIN							
11/13		at TB							
11/20		at NYG							
11/27		TEN							
12/4		SF							
12/11		at DET							
12/18		GB							
12/24		WAS							
1/1		at MIN							
Totals	0-0		4-2	0-0	0-0	0	0	0	0

INJURED RESERVE 9/22

JONES:

2016 CHICAGO BEARS

Date	W/L	Opp.	Tkls-S	Sk-YL	INT-Yds	PD	FF	FR	TFL
9/11	L	at HOU	0-0	0-0	0-0	0	0	0	0
9/19	L	PHI	0-0	0-0	0-0	0	0	0	0
9/25	L	at DAL	3-2	0-0	0-0	0	0	0	0
10/2	W	DET	0-0	0-0	0-0	0	0	0	0
10/9	L*	at IND	0-0	0-0	0-0	0	0	0	0
10/16	L*	JAC	2-2	0-0	0-0	1	0	0	0
10/20	L	at GB	0-0	0-0	0-0	0	0	0	0
10/31	W	MIN	0-0	0-0	0-0	0	0	0	0
11/13		at TB							
11/20		at NYG							
11/27		TEN							
12/4		SF							
12/11		at DET							
12/18		GB							
12/24		WAS							
1/1		at MIN							

Totals 0-2 5-4 0-0 0-0 1 0 0 0

KWIATKOSKI:

2016 CHICAGO BEARS

Date	W/L	Opp.	Tkls-S	Sk-YL	INT-Yds	PD	FF	FR	TFL
9/11	L	at HOU			INACTIVE				
9/19	L	PHI			INACTIVE				
9/25	L*	at DAL	1-0	0-0	0-0	0	0	0	0
10/2	W	DET	2-1	0-0	0-0	0	0	0	0
10/9	L	at IND	0-0	0-0	0-0	0	0	0	0
10/16	L	JAC	1-1	0-0	0-0	0	0	0	0
10/20	L	at GB	1-1	0-0	0-0	0	0	0	0
10/31	W	MIN	0-0	0-0	0-0	0	0	0	0
11/13		at TB							
11/20		at NYG							
11/27		TEN							
12/4		SF							
12/11		at DET							
12/18		GB							
12/24		WAS							
1/1		at MIN							

Totals 0-1 5-3 0-0 0-0 0 0 0 0

MCPHEE:

2016 CHICAGO BEARS

Date	W/L	Opp.	Tkls-S	Sk-YL	INT-Yds	PD	FF	FR	TFL
9/11	L	at HOU			PUP				
9/19	L	PHI			PUP				
9/25	L	at DAL			PUP				
10/2	W	DET			PUP				
10/9	L	at IND			PUP				
10/16	L	JAC			PUP				
10/20	L	at GB	0-0	0-0	0-0	0	0	0	0
10/31	W	MIN	1-1	1-3	0-0	0	1	0	0
11/13		at TB							
11/20		at NYG							
11/27		TEN							
12/4		SF							
12/11		at DET							
12/18		GB							
12/24		WAS							
1/1		at MIN							

Totals 0-0 1-1 0-0 0-0 0 1 0 0

TIMU:

2016 CHICAGO BEARS

Date	W/L	Opp.	Tkls-S	Sk-YL	INT-Yds	PD	FF	FR	TFL
9/11	L	at HOU			PRACTICE SQUAD				
9/19	L	PHI			PRACTICE SQUAD				
9/25	L	at DAL			PRACTICE SQUAD				
10/2	W*	DET	2-2	0-0	0-0	0	0	0	1
10/9	L	at IND	0-0	0-0	0-0	0	0	0	0
10/16	L	JAC	0-0	0-0	0-0	0	0	0	0
10/20	L	at GB	0-0	0-0	0-0	0	0	0	0
10/31	W	MIN	0-0	0-0	0-0	0	0	0	0
11/13		at TB							
11/20		at NYG							
11/27		TEN							
12/4		SF							
12/11		at DET							
12/18		GB							
12/24		WAS							
1/1		at MIN							
Totals	1-0		2-2	0-0	0-0	0	0	0	1

TREVATHAN:

2016 CHICAGO BEARS

Date	W/L	Opp.	Tkls-S	Sk-YL	INT-Yds	PD	FF	FR	TFL
9/11	L*	at HOU	11-7	1-7	0-0	0	0	0	1.0
9/19	L*	PHI	4-4	0-0	0-0	0	0	0	0
9/25	L	at DAL			INACTIVE				
10/2	W	DET			INACTIVE				
10/9	L*	at IND	6-4	0-0	0-0	0	0	0	0
10/16	L*	JAC	4-3	0-0	0-0	1	0	0	0
10/20	L	at GB	6-6	0-0	0-0	0	0	0	0
10/31	W*	MIN	6-3	0-0	0-0	1	0	0	0
11/13		at TB							
11/20		at NYG							
11/27		TEN							
12/4		SF							
12/11		at DET							
12/18		GB							
12/24		WAS							
1/1		at MIN							
Totals	1-4		37-27	1-7	0-0	2	0	0	1.0

YOUNG:

2016 CHICAGO BEARS

Date	W/L	Opp.	Tkls-S	Sk-YL	INT-Yds	PD	FF	FR	TFL
9/11	L*	at HOU	0-0	0-0	0-0	0	0	0	0
9/19	L*	PHI	7-5	1-7	0-0	0	0	0	2
9/25	L	at DAL	4-1	0-0	0-0	0	0	0	0
10/2	W	DET	0-0	0-0	0-0	0	0	0	0
10/9	L	at IND	5-4	3-13	0-0	0	0	0	3
10/16	L	JAC	3-3	2-8	0-0	0	0	0	1
10/20	L*	at GB	1-1	0-0	0-0	1	0	0	0
10/31	W*	MIN	0-0	0-0	0-0	1	0	0	0
11/13		at TB							
11/20		at NYG							
11/27		TEN							
12/4		SF							
12/11		at DET							
12/18		GB							
12/24		WAS							
1/1		at MIN							
Totals	1-3		20-14	6-28	0-0	2	0	0	6

DEFENSIVE BACKS

AMOS:

2016 CHICAGO BEARS

Date	W/L	Opp.	Tkls-S	Sk-YL	INT-Yds	PD	FF	FR	TFL
9/11	L*	at HOU	5-5	0-0	0-0	0	0	0	0
9/19	L*	PHI	2-2	0-0	0-0	0	0	0	0
9/25	L*	at DAL	3-3	0-0	0-0	0	0	0	0
10/2	W*	DET	6-5	0-0	0-0	1	0	0	0
10/9	L*	at IND	4-3	0-0	0-0	0	1	0	0
10/16	L*	JAC	3-3	0-0	0-0	1	0	0	0
10/20	L*	at GB	8-6	0-0	0-0	0	0	0	0
10/31	W*	MIN	5-5	0-0	0-0	0	0	0	0
11/13		at TB							
11/20		at NYG							
11/27		TEN							
12/4		SF							
12/11		at DET							
12/18		GB							
12/24		WAS							
1/1		at MIN							
Totals	2-6		36-32	0-0	0-0	2	1	0	0

BAUSBY:

2016 CHICAGO BEARS

Date	W/L	Opp.	Tkls-S	Sk-YL	INT-Yds	PD	FF	FR	TFL
9/11	L	at HOU			PRACTICE SQUAD				
9/19	L	PHI			PRACTICE SQUAD				
9/25	L	at DAL			PRACTICE SQUAD				
10/2	W	DET			PRACTICE SQUAD				
10/9	L	at IND			PRACTICE SQUAD				
10/16	L	JAC			PRACTICE SQUAD				
10/20	L	at GB	8-7	0-0	0-0	0	0	0	0
10/31	W	MIN	4-4	0-0	0-0	0	0	0	0
11/13		at TB							
11/20		at NYG							
11/27		TEN							
12/4		SF							
12/11		at DET							
12/18		GB							
12/24		WAS							
1/1		at MIN							
Totals	0-0		12-11	0-0	0-0	0	0	0	0

BUSH:

2016 CHICAGO BEARS

Date	W/L	Opp.	Tkls-S	Sk-YL	INT-Yds	PD	FF	FR	TFL
9/11	L	at HOU			INACTIVE				
9/19	L	PHI			INACTIVE				
9/25	L	at DAL	0-0	0-0	0-0	0	0	0	0
10/2	W	DET			INACTIVE				
10/9	L	at IND			INACTIVE				
10/16	L	JAC	0-0	0-0	0-0	0	0	0	0
10/20	L	at GB	0-0	0-0	0-0	0	0	0	0
10/31	W	MIN	0-0	0-0	0-0	0	0	0	0
11/13		at TB							
11/20		at NYG							
11/27		TEN							
12/4		SF							
12/11		at DET							
12/18		GB							
12/24		WAS							
1/1		at MIN							
Totals	0-0		0-0	0-0	0-0	0	0	0	0

CALLAHAN:**2016 CHICAGO BEARS**

Date	W/L	Opp.	Tkls-S	Sk-YL	INT-Yds	PD	FF	FR	TFL
9/11	L*	at HOU	0-0	0-0	0-0	0	0	0	0
9/19	L*	PHI	1-1	0-0	0-0	1	0	0	0
9/25	L	at DAL			INACTIVE				
10/2	W*	DET	5-5	0-0	0-0	0	0	0	0
10/9	L*	at IND	6-5	0-0	0-0	1	0	0	0
10/16	L*	JAC	6-6	0-0	0-0	0	0	0	0
10/20	L*	at GB	1-1	0-0	0-0	0	0	0	0
10/31	W	MIN			INACTIVE				
11/13		at TB							
11/20		at NYG							
11/27		TEN							
12/4		SF							
12/11		at DET							
12/18		GB							
12/24		WAS							
1/1		at MIN							
Totals	1-5		19-18	0-0	0-0	2	0	0	0

FULLER:**2016 CHICAGO BEARS**

Date	W/L	Opp.	Tkls-S	Sk-YL	INT-Yds	PD	FF	FR	TFL
9/11	L	at HOU	0-0	0-0	0-0	0	0	0	0
9/19	L	PHI	0-0	0-0	0-0	0	0	0	0
9/25	L	at DAL	0-0	0-0	0-0	0	0	0	0
10/2		DET							
10/9		at IND							
10/16		JAC							
10/20		at GB							
10/31		MIN							
11/13		at TB							
11/20		at NYG							
11/27		TEN							
12/4		SF							
12/11		at DET							
12/18		GB							
12/24		WAS							
1/1		at MIN							
Totals			0-0	0-0	0-0	0	0	0	0

GLENN:**2016 CHICAGO BEARS**

Date	W/L	Opp.	Tkls-S	Sk-YL	INT-Yds	PD	FF	FR	TFL
9/11	L	at HOU	5-5	0-0	0-0	2	0	0	0
9/19	L	PHI	7-7	0-0	0-0	2	0	0	0
9/25	L	at DAL	7-5	0-0	0-0	1	0	0	0
10/2	W	DET	1-1	0-0	1-21	1	0	0	0
10/9	L	at IND	3-3	0-0	0-0	0	0	0	0
10/16	L	JAC	1-1	0-0	0-0	0	0	0	0
10/20	L	at GB	2-1	0-0	0-0	0	0	0	0
10/31		MIN							
11/13		at TB							
11/20		at NYG							
11/27		TEN							
12/4		SF							
12/11		at DET							
12/18		GB							
12/24		WAS							
1/1		at MIN							
Totals	0-3		26-23	0-0	1-21	6	0	0	0

HALL:**2016 CHICAGO BEARS**

Date	W/L	Opp.	Tkls-S	Sk-YL	INT-Yds	PD	FF	FR	TFL
9/11	L	at HOU	3-2	0-0	0-0	1	0	0	0
9/19	L	PHI	0-0	0-0	0-0	1	0	0	0
9/25	L	at DAL	0-0	0-0	0-0	0	0	0	0
10/2	W	DET	0-0	0-0	1-0	1	0	0	0
10/9	L	at IND			INACTIVE				
10/16	L	JAC			INACTIVE				
10/20	L	at GB			INACTIVE				
10/31	W	MIN			INACTIVE				
11/13		at TB							
11/20		at NYG							
11/27		TEN							
12/4		SF							
12/11		at DET							
12/18		GB							
12/24		WAS							
1/1		at MIN							
Totals	0-0		3-2	0-0	1-0	3	0	0	0

HOUSTON-CARSON:**2016 CHICAGO BEARS**

Date	W/L	Opp.	Tkls-S	Sk-YL	INT-Yds	PD	FF	FR	TFL
9/11	L	at HOU	0-0	0-0	0-0	0	0	0	0
9/19	L	PHI	0-0	0-0	0-0	0	0	0	0
9/25	L	at DAL	0-0	0-0	0-0	0	0	0	0
10/2	W	DET	0-0	0-0	0-0	0	0	0	0
10/9	L	at IND	0-0	0-0	0-0	0	0	0	0
10/16	L	JAC			INACTIVE				
10/20	L	at GB			INACTIVE				
10/31	W	MIN	0-0	0-0	0-0	0	0	0	0
11/13		at TB							
11/20		at NYG							
11/27		TEN							
12/4		SF							
12/11		at DET							
12/18		GB							
12/24		WAS							
1/1		at MIN							
Totals	0-0		0-0	0-0	0-0	0	0	0	0

JONES-QUARTEY:**2016 CHICAGO BEARS**

Date	W/L	Opp.	Tkls-S	Sk-YL	INT-Yds	PD	FF	FR	TFL
9/11	L*	at HOU	7-4	0-0	0-0	0	0	0	0
9/19	L*	PHI	4-4	0-0	0-0	0	0	0	0
9/25	L*	at DAL	6-5	0-0	0-0	0	0	0	0
10/2	W*	DET	7-7	0-0	0-0	0	0	0	1
10/9	L*	at IND	0-0	0-0	0-0	1	0	0	0
10/16	L*	JAC	4-3	0-0	0-0	1	0	0	0
10/20	L*	at GB	9-7	0-0	0-0	0	0	0	0
10/31	W*	MIN	4-3	0-0	0-0	0	0	0	0
11/13		at TB							
11/20		at NYG							
11/27		TEN							
12/4		SF							
12/11		at DET							
12/18		GB							
12/24		WAS							
1/1		at MIN							
Totals	2-6		41-33	0-0	0-0	2	0	0	1

LEBLANC:**2016 CHICAGO BEARS**

Date	W/L	Opp.	Tkls-S	Sk-YL	INT-Yds	PD	FF	FR	TFL
9/11	L	at HOU			INACTIVE				
9/19	L	PHI			INACTIVE				
9/25	L	at DAL	1-1	0-0	0-0	0	0	0	0
10/2	W	DET	2-2	0-0	0-0	0	0	0	0
10/9	L	at IND	1-1	0-0	0-0	2	0	0	0
10/16	L	JAC	1-1	0-0	0-0	0	0	0	0
10/20	L*	at GB	7-6	0-0	0-0	2	0	0	0
10/31	W*	MIN	3-3	0-0	0-0	0	0	0	0
11/13		at TB							
11/20		at NYG							
11/27		TEN							
12/4		SF							
12/11		at DET							
12/18		GB							
12/24		WAS							
1/1		at MIN							
Totals	1-1		15-14	0-0	0-0	4	0	0	0

MCMANIS:**2016 CHICAGO BEARS**

Date	W/L	Opp.	Tkls-S	Sk-YL	INT-Yds	PD	FF	FR	TFL
9/11	L	at HOU	0-0	0-0	0-0	0	0	0	0
9/19	L	PHI	2-2	0-0	0-0	0	0	0	0
9/25	L	at DAL	1-1	0-0	0-0	0	0	0	0
10/2	W	DET	0-0	0-0	0-0	0	0	0	0
10/9	L	at IND	0-0	0-0	0-0	0	0	0	0
10/16	L	JAC	0-0	0-0	0-0	0	0	0	0
10/20	L	at GB	0-0	0-0	0-0	0	0	0	0
10/31	W	MIN	0-0	0-0	0-0	0	0	0	0
11/13		at TB							
11/20		at NYG							
11/27		TEN							
12/4		SF							
12/11		at DET							
12/18		GB							
12/24		WAS							
1/1		at MIN							
Totals	0-0		3-3	0-0	0-0	0	0	0	0

PORTER:**2016 CHICAGO BEARS**

Date	W/L	Opp.	Tkls-S	Sk-YL	INT-Yds	PD	FF	FR	TFL
9/11	L*	at HOU	4-3	0-0	1-3	1	0	0	0
9/19	L*	PHI	6-6	0-0	0-0	0	0	0	0
9/25	L*	at DAL	5-4	0-0	0-0	0	0	0	0
10/2	W*	DET	1-1	0-0	0-0	0	0	0	0
10/9	L*	at IND	4-4	0-0	0-0	1	0	0	0
10/16	L*	JAC	0-0	0-0	1-25	2	0	0	0
10/20	L*	at GB	2-1	0-0	0-0	0	0	0	0
10/31	W*	MIN	6-6	0-0	0-0	0	0	0	0
11/13		at TB							
11/20		at NYG							
11/27		TEN							
12/4		SF							
12/11		at DET							
12/18		GB							
12/24		WAS							
1/1		at MIN							
Totals	2-6		28-25	0-0	2-28	3	0	0	0

PROSINSKI:**2016 CHICAGO BEARS**

Date	W/L	Opp.	Tkls-S	Sk-YL	INT-Yds	PD	FF	FR	TFL
9/11	L	at HOU	0-0	0-0	0-0	0	0	0	0
9/19	L	PHI	3-3	0-0	0-0	0	0	0	0
9/25	L	at DAL	2-1	0-0	0-0	1	0	0	0
10/2	W	DET	0-0	0-0	0-0	0	0	0	0
10/9	L	at IND	8-6	0-0	0-0	0	0	0	0
10/16	L	JAC	0-0	0-0	0-0	0	0	0	0
10/20	L*	at GB	1-1	0-0	0-0	0	0	0	0
10/31	W	MIN	1-0	0-0	0-0	0	0	0	0
11/13		at TB							
11/20		at NYG							
11/27		TEN							
12/4		SF							
12/11		at DET							
12/18		GB							
12/24		WAS							
1/1		at MIN							
Totals	0-1		15-11	0-0	0-0	1	0	0	0

KICKERS/PUNTERS

BARTH:

2016 CHICAGO BEARS

Date	W/L	Opp.	PAT	FG	PTS	FGs (Missed)
9/11	L	at HOU	2-2	0-0	2	0
9/19	L	PHI	2-2	0-1	2	(31)
9/25	L	at DAL	2-2	1-1	5	34
10/2	W	DET	2-2	1-2	5	25, (50)
10/9	L	at IND	2-2	3-4	11	35, 49, (49), 24
10/16	L	JAC	1-1	3-3	10	36, 24, 32
10/20	L	at GB	1-1	1-1	4	39
10/31	W	MIN	2-2	2-2	8	30, 28
11/13		at TB				
11/20		at NYG				
11/27		TEN				
12/4		SF				
12/11		at DET				
12/18		GB				
12/24		WAS				
1/1		at MIN				
Totals	0-0		14-14	11-14	47	

O'DONNELL:

2016 CHICAGO BEARS

DATE	W/L	Opp.	No.	Yds	Avg	Net	Long	In-20
9/11	L	at HOU	7	296	42.3	38.1	47	2
9/19	L	PHI	4	151	37.8	37.8	51	1
9/25	L	at DAL	4	159	39.8	39.0	49	1
10/2	W	DET	4	196	49.0	14.0	51	0
10/9	L	at IND	2	92	46.0	36.0	46	0
10/16	L	JAC	6	261	43.5	43.0	50	4
10/20	L	at GB	5	225	45.0	43.8	48	3
10/31	W	MIN	5	222	44.4	41.4	53	3
11/13		at TB						
11/20		at NYG						
11/27		TEN						
12/4		SF						
12/11		at DET						
12/18		GB						
12/24		WAS						
1/1		at MIN						
Totals	0-0		37	1,602	43.3	37.5	53	14

NEW PLAYER BIOS

76 ADAMS, Mike	Tackle (5th Year)	Ohio State
Height: 6-7	Weight: 323	Opening Day Age: 26

PRO CAREER: Enters his 5th NFL season... Appeared in 16 games (4 starts) with the Pittsburgh Steelers in 2014 ...

CAREER TRANSACTIONS: Drafted by the Pittsburgh Steelers in the 2nd round (56th overall) of the 2012 NFL Draft... Waived by the Steelers (5/5/16)... Signed by Chicago (8/10/16)...

PREVIOUS SEASONS: 2014-Appeared in all 16 games including 4 starts at right tackle for the Pittsburgh Steelers. 2013 – Appeared in 15 games including 10 starts at left tackle for the Steelers. 2012- Appeared in 10 games including 6 starts at left tackle for the Steelers.

COLLEGE CAREER: Appeared in 30 games during his four-year career at Ohio State, starting 25 contests, including his last 21...registered 167 knockdowns and 33 touchdown-resulting blocks in his last two seasons...earned second-team All-Big Ten Conference honors in 2011...a consensus All-Big Ten Conference first-team choice in 2010...majored in criminology. 2011- All-American Dream Team selection (second-team) by The NFL Draft Report...added second-team All Big Ten Conference honors, despite missing the Buckeyes' first five games due to an NCAA suspension...started the final eight contests...made two touchdown-resulting blocks in his first game back as the running unit piled up 243 yards vs. Nebraska...closed out the year with 13 touchdown-resulting blocks and 78 knockdowns for an offense that averaged 308.2 yards per game without their left tackle and 324.38 yards with him in the lineup. 2010- All-American third-team selection by The NFL Draft Report...consensus All-Big Ten Conference first-team choice...started all 13 games at left tackle...paced the Buckeyes with an 89.6% grade for blocking consistency, registering 89 knockdowns and 20 touchdown-resulting blocks...helped pave the way for the team to rank 11th in the nation in scoring (38.77 ppg), 14th in rushing (220.08 ypg) and 20th in total offense (448.62 ypg). 2009- Started four games against Illinois, Indiana, Wisconsin and Purdue...made first career start against Illinois...did not play against Minnesota, New Mexico State and Penn State because of a knee in-jury. 2008- Saw action in four games as a reserve offensive tackle.

PERSONAL: Attended Dublin-Coffman High School (Dublin, Ohio)...regarded as the nation's top offensive tackle prospect by ESPN, Scout.com, Rivals.com, Prep Star and Super Prep...led the team to a 13-1 record, ranking second in the state and ninth nationally during his senior year...an All-Ohio pick as a junior and senior, he added All-Ohio Capital Conference, All-Metro, and All-District each of those seasons...selected Parade and EA Sports All-American in 2007...was the top-rated player on the Detroit Free Press "Best of the Midwest" team and chosen USA Today All-USA...competed in the U.S. Army All-American Bowl...son of Heidi Davidson...is a native of Farrell, Pa. (hour north of Pittsburgh), where he lived until he was 12 years old...Full name: Michael Angelo Adams.

12 BARKLEY, Matt	Quarterback (4th Year)	USC
Height: 6-2	Weight: 227	Opening Day Age: 26

PRO CAREER: Joins the Bears after stints with the Arizona Cardinals and Philadelphia Eagles.

CAREER TRANSACTIONS: Drafted in the 4th round (98th overall) of the 2013 NFL Draft by the Philadelphia Eagles (6/13/13) ... Traded to the Arizona Cardinals (9/4/15)... Waived by the Arizona Cardinals (9/3/16)... Added to the Chicago Bears practice quad (9/5/16).

PREVIOUS SEASONS: 2014 - Appeared in 1 games with 1 game with the Eagles and attempted one pass... 2013- Appeared in 3 games with the Eagles... Completed 30 of 49 passes for 300 yards.

COLLEGE CAREER: Barkley finished third on USC's career passing (755 completions) and total offense (9,013 yards) lists, behind Heisman winners Carson Palmer and Matt Leinart... He finished fifth on the Pac-12 career touchdown pass chart (80, second on the USC list) and 16th in pass yardage (9,054, third on the USC list) and 16th in total offense (9,013)... He threw at least 1 TD pass in 32 of his 36 career games, at least 2 TDs in 21 games, at least 3 TDs in 13 games, at least 4 TDs 7 times and at least 5 TDs 5 times (the only Trojan to have done so), including twice with a school record 6 TDs... He threw for at least 200 yards in 24 career games (10 times over 300 yards and twice over 400 yards)... He had 36 career starts (he was 27-9 as a starter).

PERSONAL: Born Matthew Montgomery Barkley on September 8, 1990.

4 BARTH, Connor	Tackle (9th Year)	North Carolina
Height: 5-11	Weight: 200	Opening Day Age: 30

PRO CAREER: Enters his 9th NFL season... Appeared in 12 games for the Tampa Bay Buccaneers 2015... Also spent time with the New Orleans Saints this preseason.

CAREER TRANSACTIONS: Signed by the Kansas City Chiefs as an undrafted free agent (10/21/08)... Waived by the Chiefs (7/28/09)... Signed by the Miami Dolphins (8/10/09)... Cut by the Dolphins (8/29/09)... Signed by Tampa Bay Buccaneers (11/03/09)... Waived by the Buccaneers (8/29/14)... Signed by the Denver Broncos (11/25/14)... Waived by the Broncos (8/26/15)... Signed with Buccaneers (8/27/15)... Waived by the Buccaneers (9/4/15)... Signed with the Buccaneers (10/6/15)... Waived by the Buccaneers (5/2/16)... Signed with the New Orleans Saints (5/23/16)... Waived by the Saints (9/3/16)... Signed by the Bears (9/5/16).

2015 SEASON: Appeared in 12 games for the Buccaneers... Made 23 of 28 field goals (82.1%)... Made 25 of 26 PATs... Made a long of 53.

PREVIOUS SEASONS: **2014** – Appeared in 5 games for the Broncos... Made 15 of 16 field goals (93.8%)... Made 15 of 15 PATs... Made a long of 50. **2012**- Appeared in 15 games for the Buccaneers... Made 28 of 33 field goals (84.8%)... Made 39 of 39 PATs... Made a career long of 57. **2011**- Appeared in 16 games for the Buccaneers... Made 26 of 28 field goals (92.9%)... Made 23 of 23 PATs... Made a long of 55. **2010**- Appeared in 16 games for the Buccaneers... Made 23 of 28 field goals (82.1%)... Made 36 of 36 PATs... Made a long of 53. **2009**- Appeared in 9 games for the Buccaneers... Made 14 of 19 field goals (73.7%)... Made 12 of 12 PATs... Made a long of 54. **2008**- Appeared in 10 games for the Chiefs... Made 10 of 12 field goals (83.3%)... Made 24 of 24 PATs... Made a long of 45.

COLLEGE CAREER: Saw action in 47 games at North Carolina (2004-07) where he converted a school- record 54-of-71 field goals (76.1%) and 103-of-109 PATs for 265 points... Connected on a school-record 19 consecutive field goals... Earned First-Team All-ACC honors as a senior, hitting 19-of-22 field goals and a team-high 78 points... Named Second-Team Freshman All-American and earned honorable mention All- ACC honors... Majored in communications.

PERSONAL: Born Connor Thomas Barth on April 11, 1986, in Arlington, Virginia.

85 BROWN, Daniel Height: 6-5	Tight End (2nd Year) Weight: 243	James Madison Opening Day Age: 25
--	---	---

Transactions:

Elevated to Baltimore's 53-man roster on 11/30/15
Re-signed to the Ravens' practice squad on 11/28/15 after being released by the team on 11/27/15
Re-signed to Baltimore's practice squad on 10/13/15 after being waived by the team on 9/10/15
Signed to the Ravens' practice squad on 9/8/15 after being released by the team on 9/4/15
Originally signed with the Ravens as a RFA on 5/12/15

Career Highlights:

As a rookie in 2015, recorded 64 yards on 6 receptions (10.7 avg.) for the league's No. 8 passing attack (266.9 ypg), which gained a single-season franchise-record 4,271 net passing yards
Secured 5 receptions for 47 yards (both career highs), including a career-long 31-yard catch, vs. Sea. (12/13)

Season Recaps:

2015: (Baltimore Ravens – 6/1)

Recorded 64 yards on 6 receptions (10.7 avg.) for the league's No. 8 passing attack (266.9 ypg), which gained a single-season franchise-record 4,271 net passing yards
Established career highs in receptions (5) and receiving yards (47), including a 31-yard career long, in his first-career start vs. Sea. (12/13)
Secured his first-career reception for 17 yards on a fourth-quarter scoring drive at Mia. (12/6)... Caught a 52-yard TD reception on Baltimore's second possession that was nullified by a disputed offensive pass interference call
Played on special teams and from scrimmage in his NFL debut in the 33-27 victory at Cle. (11/30)
College: Competed in 39 games (21 starts) for James Madison, totaling 91 receptions for 1,450 yards (15.9 avg.) and 17 TDs... Redshirted as a true freshman in 2010

Recorded 42 receptions for 606 yards (14.4 avg.) and 7 TDs as a senior in 2014

Majored in computer information systems

High School: Prepped at Isle of Wight (VA) Academy, where he helped his team to three-consecutive state titles (2005-07)

Earned first-team All-State and All-Conference honors as a senior in 2009

Also earned first-team All-State and All-Conference in basketball (2008-09) and baseball (2009).

60 EDISON, Cornelius Height: 6-3	Center (Rookie) Weight: 303	Portland State Opening Day Age: 22
--	---------------------------------------	--

Appeared in 37 career games (35 starts) in four seasons at Portland State (2014-11)... Was named the FCS Rimington Award winner following his senior season... Started all 12 contests as a senior... As a junior, started 12-of-12 games, helping the offense set school records in single-season rushing yards (3,330), total offense (6,486) and rushing touchdowns (36)... Ranked third in the nation in rushing and total offense... Allowed only 10 sacks as a line while attempting 365 passes... Named third team All-Big Sky Conference... Attended Curtis High School (University Place, WA)... Named Lineman of the Year in the South Puget Sound League South Division as a senior... Earned

first team all-League and all-State as an offensive and defensive lineman and All-State honors.... 2010 Tacoma News Tribune All Area Lineman... Earned first team South Puget Sound League offensive and defensive Line as a junior.

64 KUSH, Eric Height: 6-4	Guard (3rd Year) Weight: 313	California (PA) Opening Day Age: 26
--	--	--

PRO CAREER: Joins the Bears after appearing in 7 games with the St. Louis Rams in 2015.

CAREER TRANSACTIONS: Drafted in the 6th round (170th overall) of the 2013 NFL Draft by the Kansas City Chiefs... Waived by the Chiefs (9/5/15)... Signed with the Tampa Bay Buccaneers (9/6/15)... Waived by the Buccaneers (9/14/15)... Signed to the Carolina Panthers practice squad (9/16/15)... Waived by Panthers (10/27/15)... Signed with the Houston Texans (11/3/15)... Waived by Texans (11/15/15)... Signed with the St. Louis Rams (11/17/15)... Waived by Rams (9/3/16)... Signed with Bears (9/4/16).

2015 SEASON: Appeared in 7 games for the Rams.

PREVIOUS SEASONS: 2013 - Appeared in 3 games with 1 start for Chiefs.

COLLEGE CAREER: 2012- Selected to East-West Shrine Game ... D2Football.com Second-Team All-American ... Daktronics Second-Team All-Region ... Don Hansen Third-Team All-Region ... All-PSAC West First-Team ... started all 11 games with 10 starts at center ... member of Cal U AD Honor Roll (Fall 2012) ... 2011- DeMichela Award ... started 12 games at center ... member of Cal U AD Honor Roll (Fall 2011) ... 2010- Started nine games at left tackle ... member of Cal U AD Honor Roll (Fall 2010) ... 2009: Played in 15 games as a reserve offensive lineman and on special teams ... member of Cal U AD Honor Roll (Spring 2010) ... 2008: Medical redshirt ... appeared in two games as a true freshman ... made college debut against Lake Erie ... member of Cal U AD Honor Roll (Spring 2009)

PERSONAL: Attended Chartiers Valley ... second-team all-state, first-team all-conference, East-West All-Star... Son of Eric and Chris Kush ... majoring in justice studies (forensic science)

22 LeBLANC, Cre'Von Height: 5-11	Cornerback (Rookie) Weight: 190	Florida Atlantic Opening Day Age: 22
---	--	---

Signed with the New England Patriots as an undrafted free agent out of Florida Atlantic (5/6/16) before being waived prior to the start of the 2016 regular season (9/3/16)... **2015-** Tallied five tackles at Tulsa, all five were solo, and he grabbed the first interception of the season...also returned one punt for six yards and one kick for 24 yards...tallied six tackles (4-2) versus Miami...recorded just a solo tackle and two pass breakups versus Buffalo...also added three punt returns for 23 yards and two kick returns for 30...recorded six tackles, all solo, at Charlotte...busy night included two interceptions with 27 yards of return, two pass breakups, one punt return for a yard and one kick return for 22 yards...recorded three tackles (2-1) and a pass breakup versus Rice...added one kick return for a gain of 20 yards...tallied four tackles (1-3=4) versus Marshall...returned two kicks for a total of 38 yards, his longest was 29 yards...recorded six tackle assists at UTEP, including 0.5 TFL and had a huge fourth down deep pass attempt breakup late in the game...returned two kickoffs for a total of 71 yards, including a long of 44 yards...had one tackle assist in the Shula Bowl victory over FIU...had three kick returns for a total of 61 yards, his longest return was for 23 yards...tallied two solo tackles at WKU but had a huge inside the FAU 20 INT...it was his fourth and league leading of the season, also added a pass breakup...had four tackles (3-1=4) and two pass breakups versus Middle Tennessee, the final home game of his collegiate career...had four (3-1) tackles and a pass breakup at UF...also had a 25-yard kick return...recorded a solo tackle in the ODU victory and added two kick returns for a total of 50 yards, including a long of 27 yards...earned second team All C-USA honors at season's end and was named the team's Defensive MVP. **2014-** Recorded two tackles as a starting corner at No. 22 Nebraska...had four tackles at No. 2 Alabama...also had a tackle for a loss of two yards...recorded five tackles, all solo, in the season home opener versus Tulsa...credited with two pass breakups...returned one punt for a yard...tallied four tackles at Wyoming, including three solo...had a breakout game versus UTSA with seven tackles and his first collegiate interception which he returned 76 yards for a score and two passes defended, one of which was game saving in the end zone with no time on the clock...recorded nine tackles at FIU, including eight solo...finished the WKU game with six tackles, including five solo...credited with two backups...credited with four solo tackles at No. 23 Marshall...also used as the punt returner where he had one return for five yards...tallied nine tackles versus UAB...was second on the squad with nine tackles (6-3) at North Texas...also added an interception...tallied nine tackles, all solo at Middle Tennessee. **2013-** Second season with the team and made five starts out of 11 appearances...had his first kickoff return against Middle Tennessee and totaled 81 yards in that game...recorded 24 tackles on the season and had a season-high of five tackles against UAB...garnered FAU game ball honors for his performance on special teams in the Middle Tennessee game. **2012-** Joined the squad during preseason...first start came at Georgia, a game he recorded five tackles (5:2,3) and a pass break-up...tallied three tackles at Alabama...two tackle assists versus North Texas and followed it with three at ULM...set a mark of six solo tackles at South Alabama and upped it by one versus Louisiana, a game that he also had an assist for a total of eight tackles, his season and career high...recorded his first tackle for a loss versus Louisiana...credited with breaking up four passes (at Georgia, at ULM, at South Alabama and Louisiana)...also served as a kick returner...recorded a total of seven returns, three at Western Kentucky, including his career-long of 35 yards... **High School-** Played for

Roosevelt Blackmon at Glades Central High School where he recorded five interceptions, 75 tackles and one sack...was credited with 10 broken-up pass attempts and three forced fumbles...returned one punt and a kick for a score as a senior...at season's end, named first team all-area as both a junior and senior...credited with "the Hardest Hit" of the year in Palm Beach County...participated in the Nike South Florida All-Star Game and was invited to the Outback Bowl and the Nike All-Star Game...member of the Honor Roll. **Personal-** Communications major...son of Lawanda LeBlanc...born in West Palm Beach, FL...honorable mention in 2014.

85 PAULSEN, Logan Height: 6-5	Tight End (7th Year) Weight: 268	UCLA Opening Day Age: 29
---	---	------------------------------------

PRO CAREER: Originally entered the NFL as an undrafted free agent with the Washington Redskins.

CAREER TRANSACTIONS: Signed by the Washington Redskins as an undrafted free agent (4/29/10)... Waived by the Redskins (9/4/16)... Acquired from waivers by the Chicago Bears (9/4/16).

2014 SEASON: Appeared in all 16 with 12 starts... Caught 13 balls for 78 yards, including one touchdown.

PREVIOUS SEASONS: **2013** – Appeared in 16 games with 14 starts...Had 28 receptions and 367 yards and 3 touchdowns... **2012-** Appeared in 16 games with 10 starts...Recorded 25 receptions for 308 yards and one touchdown...**2011-** Appeared in 16 games with 6 starts... Caught 11 passes for 138 yards. **2010-** Appeared in 11 games... Caught 2 passes for 10 yards, including one touchdown.

COLLEGE CAREER: Three-year starter at tight end for UCLA... Played in 46 career games with 39 starts and caught 71 passes for 888 yards (12.5 avg.) and one touchdown... Selected as a season captain for 2009... Named to the 2007, 2008 and 2009 John Mackey Award watch lists, which recognize college football's most outstanding tight end... As a fifth-year senior, started all 13 games and caught 29 passes for 362 yards (12.5 avg.)... Second-team selection to the Pac-10 All-Academic Team... Named a semifinalist for the Draddy Award which is presented by the National Football Foundation for all-around excellence and academic achievement... Earned honorable mention Pac-10 All-Academic team honors... Played in one game in 2008 before injuring his right foot and redshirting... As a junior, started all 13 games and caught 12 passes for 144 yards (12 avg.) and one touchdown... Scored the first touchdown of his career in a win over California... As a sophomore, played in all 13 games at tight end and caught 27 passes for 331 yards (12.3 avg.)... Made his first career start against Utah and led the team with five receptions... Played in six games as a freshman and caught two passes for 33 yards..

PERSONAL: Lettered three seasons as a tight end, defensive end and punter at Chaminade College Preparatory School in Northridge Calif... Rated No. 15 tight end nationally by Scout. com... Named to the All-CIF-Southern Section Division III team as a senior... Named to the Los Angeles Times All-San Fernando Valley team... Named first-team All-Mission League as a junior and senior... Named Male Athlete of the Year as a senior, junior and sophomore at Chaminade... During his junior and senior seasons on offense, totaled 62 receptions for 829 yards and four touchdowns... On defense, totaled 89 tackles and 33 sacks... Established a school record for sacks (24) during his junior season... Lettered three seasons in track and four seasons in soccer... In 2015, encouraged students from Richmond Public Schools and Chesterfield County Public Schools to track the number of minutes they read over the summer and also hosted a flag football kickoff event for Special Olympics Virginia at Redskins Park... In 2013, participated in the Salute to Play 60 Military Challenge kickoff event at Joint Base Andrews and also served as a celebrity waiter for Ryan Kerrigan's first Blitz for the Better Foundation fundraising event...Has helped the WRCF and Macy's distribute coats, gloves and hats to underserved kids from the Washington, D.C. area at the annual "Covered for the Holidays" event several times... In 2011, helped distribute 3,500 whole turkeys and Thanksgiving food baskets at FedExField to Prince George's County residents in need at the team's annual Harvest Feast... In 2010, participated in the PLAY 60 Challenge Mini-Combine, Chad Rinehart Youth Football Camp and Skins Santa Shoppe... Son of James and Susan Paulsen and has one brother, Hunter... Married his wife, Kelly, in the 2012 offseason and the couple has one son... Born Feb. 26, 1987.

71 SITTON, Josh Height: 6-3	Guard (9th Year) Weight: 318	UCF Opening Day Age: 30
---------------------------------------	---	-----------------------------------

PRO CAREER: Originally entered the NFL after being drafted in the 4th round (135th overall) in 2008 to the Green Bay Packers.

CAREER TRANSACTIONS: Drafted by the Green Bay Packers in the 4th round (135th overall) in 2008... Waived by the Packers (3/31/13)... Signed to San Francisco's practice squad (9/2/13)... Signed to the Tampa Bay Buccaneers active roster (10/11/13)... Waived by Tampa Bay (9/3/16)... Signed by the Chicago Bears (9/4/16).

2015 SEASON: Started all 16 games (15 at left guard, 1 at left tackle) for the Green Bay Packers... Selected as a Pro-Bowler.

PREVIOUS SEASONS: **2014** – Started all 16 games at left guard for the Green Bay Packers. **2013**- Started all 16 games at left guard for the Green Bay Packers... Selected as a Pro-Bowler. **2012**- Started all 16 games at right guard for the Green Bay Packers... Selected as a Pro-Bowler. **2011**- Played and started in 14 games at right guard for the Green Bay Packers...**2010**- Started all 16 games for the Green Bay Packers at right guard...helped the Packers win Super Bowl XLV over the Pittsburgh Steelers. **2009**- Started all 16 games for the Green Bay Packers at right guard. **2008**- Played in 11 games with 2 starts at right guard as a rookie for the Green Bay Packers.

COLLEGE CAREER: Played in 50 games with 43 starts, joining classmate Keith Shologan as the only players in the program's history at the time to appear in 50 career games...Played for an 0-11 team as a true freshman and capped his career as a senior by helping lead the Golden Knights to their first conference championship in school history with a 7-1 record in conference play (10-4 overall)...Showed his versatility by starting at both guard spots and at right tackle during his career...Was a teammate of former Packers S Atari Bigby for one season and Jets WR Brandon Marshall for two seasons...Majored in criminal justice...Senior season (2007): Started all 14 games and was named first-team All-Conference USA by the league's coaches and media...Capped off career by helping to lead UCF to its first conference championship in school history...Helped the Knights' offense set school records for points (501) and rushing yards (3,287) in a season...Blocked for Kevin Smith as he recorded the second-best rushing yardage total in NCAA history with 2,567 yards, trailing only Barry Sanders' 2,628 yards in 1988...Was part of a line that helped Smith post 100-yard games 13 times on the year, including six 200-plus-yard games...Started games at RT and both G spots during the season...Junior season (2006): Started all 12 games at RT...Opened holes for Smith as he ranked third in the conference with 103.8 rushing yards per game and posted four 100-yard games on the season...Sophomore season (2005): Started all 13 games at RT and graded out as one of the top linemen on the team...Helped pave the way for Smith as he set a school rushing record for a freshman with 1,178 yards and nine TDs...Blocked for Smith's five 100-yard rushing games...Freshman season (2004): Played in all 11 games with four starts at RG as a true freshman...Made collegiate debut in season opener at No. 21 Wisconsin (Sept. 4)...Was one of six linemen to letter on the offensive line.

PERSONAL: Given name Josh James Sitton...Last name is pronounced SITT-en...Born in Jacksonville, Fla. ...Married, wife's name is Kristen...Appeared in the movie Pitch Perfect 2 in 2015 with four of his teammates...In the fall of 2014, partnered with his good friend, Chris Jaubert, to start Bear General Contractors in Lafayette, La. ...Moved the company's headquarters to Pensacola, Fla., in early 2016...High school: Four-year letterwinner at Pensacola (Fla.) Catholic High and three-year starter...Earned second-team all-state and first-team all-area honors as an offensive lineman as a senior...Allowed just three sacks over two seasons as an offensive lineman...Added 50 tackles and six sacks as a defensive lineman as a senior...Also lettered twice in basketball...Community involvement: Has hosted the Josh Sitton Holiday Shopping Event each of the past four years, buying gifts for children to help support the PALS Program of Brown County...Through his contracting company, has helped sponsor an annual football camp for kids in Pensacola and also helped sponsor a dinner to raise money for the Alfred-Washburn Center, a homeless shelter in Pensacola...Has attended the annual holiday party for Families of Children With Cancer...Was part of the Packers Tailgate Tour in 2011, making scheduled and surprise visits to various communities around the state...Participated in the Green Bay Packers Golf Invitational in Kohler, Wis. ...Visited the Sacred Heart Children's Hospital in Pensacola...Played in the Tom Coughlin Jay Fund Celebrity Golf Classic at TPC Sawgrass in May 2011...Has played in the Jordy Nelson Celebrity Softball Game...Helped coach participants at the Packers' Women's Association Football 101 event...Traveled to Montana to attend the Doug Betters Whitefish Winter Classic, an annual event held by the former Miami Dolphins DE who today is a quadriplegic as the result of a 1998 skiing accident...In summer 2010, was a guest instructor at a football camp at Pensacola Catholic...Visited children's hospitals and participated in Habitat for Humanity during college...Residence: Pensacola, Fla.

PERSONAL: Married to Caylin and the couple lives in Nashville... Attended Chandler (Ariz.) High School and earned three letters in both football and wrestling and was a team captain in both sports... Was a 5A first-team All-State and All-Region selection as a senior and All-Region as a junior... Had a record of 16-2 as a heavyweight wrestler his junior season... His last name is pronounced "Pales".. Born William Robert Poehls on Nov. 27, 1991 in Chandler, Ariz.

46 POWELL, Ronald Height: 5-10	Linebacker (3rd Year) Weight: 237	Florida Opening Day Age: 25
---	--	--

Career transactions: Drafted in the 5th round (169th overall) by New Orleans Saints in 2014 draft...Signed to the Tampa Bay Buccaneers practice squad on 11/4/15 after being waived by the Saints...Signed to Bears practice squad on 9/21/16.

2014 – Played in 14 games as a rookie...Recorded six special teams tackles...Made his NFL debut in season opener at Atlanta, Sept. 7 and made one tackle...Posted season-high three stops vs. San Francisco, Nov. 9.

COLLEGE – Two-year starter at the University of Florida in 2011 and 2013...Played in 36 career games with 21 starts...Finished his career with 84 tackles (55 solo), 11 sacks, one forced fumble and two passes defended, leading Gators in quarterback takedowns in two of his final three campaigns...Played in 11 games with eight starts as a redshirt junior in 2013...Finished with 26 tackles (19 solo) and team-high four sacks...Had three tackles and a sack vs. the University of Miami (Fla.)...Missed entire 2012 season with a knee injury...Started 12 games as a sophomore in 2011, missing the Auburn contest with a left knee sprain...Recorded career-high 32 tackles (20 solo), a team-high and career-best six sacks and one forced fumble...Collected season-high five solo tackles that included causing a fumble on a sack and adding another stop behind line of scrimmage vs. Florida State...Appeared in all 13 games with one start as freshman...Finished with 26 tackles (16 solo), a sack and two passes defended...In his first career college start, registered a career-high nine tackles (six solo) vs. Appalachian State...Sociology major.

PERSONAL – Attended Rancho Verde (Moreno Valley, Calif.) HS...Regarded as a five-star prospect by Rivals.com during senior season as the nation's top weak-side defensive end...Also received a five-star grade and was ranked the best overall DE in prep ranks by Scout.com...As senior, totaled over 80 tackles and 13 sacks...Named a USA Today, Parade and EA Sports high school All-American...Selected to play in 2010 U.S. Army All-American Bowl and earned Most Valuable Player honors in addition to being a finalist for U.S. Army Player of the Year Award...Born Ronald Fredrick Powell on May 14, 1991.

67 STATEN, Jimmy Height: 6-3	Defensive Line (3rd Year) Weight: 311	Middle Tennessee St. Opening Day Age: 25
---	---	---

Career Transactions: Staten was selected by the Seattle Seahawks in the fifth round (172nd overall) of the 2014 NFL Draft. Staten was signed to a rookie contract with Seattle on May 16, 2014, On August 17, 2015, he was waived by the Seahawks. On August 19, 2015, Staten was claimed off waivers by the New York Giants. On September 1, 2015, he was waived by the Giants. On September 7, 2015, the New England Patriots signed Staten to their practice squad. On September 16, 2015, he was released. On September 30, 2015, Staten was signed to the Kansas City Chiefs' practice squad.[8] On January 18, 2016, the Chiefs signed Staten to a future/reserve contract.[9] On September 3, 2016, he was released by the Chiefs

After redshirting the 2009 season, he played in 13 games in the 2010 season, playing 189 snaps. He had 5 tackles. The following season, Staten was given more playing time. He started in all 12 games, and in 615 snaps he racked up 29 tackles, 4 tackles for loss and a sack.While starting all 12 games in the 2012 season, Staten finished the year with 36 tackles, 1.5 tackles for loss, a sack and a QB hurry in 535 snaps.

In 2013, Staten was voted the team captain for the Blue Raiders. In his 12 games and 467 snaps, he recorded 30 tackles, 1.5 tackles for loss, a pass breakup and two QB hurries in his final season. He earned All-Conference USA honorable mention honors after the season.

2016 CHICAGO BEARS



**2016 REGULAR SEASON
GAME RECAPS**

REGULAR SEASON GAME #1 at HOUSTON

Houston 23, Chicago 14
Sunday, September 11, 2016 -- NRG Stadium

HOUSTON – The Bears charged out of the gate in Sunday’s season opener at NRG Stadium in Houston, but they faltered down the stretch and limped across the finish line.

The Texans earned a trip to the winner’s circle by outscoring the Bears 13-0 in the second half to turn a 14-10 deficit into a 23-14 victory before a franchise-record crowd of 71,933.

The Bears defense opened with a bang as Tracy Porter intercepted Brock Osweiler on the game’s first possession by ripping the ball away from DeAndre Hopkins at the Chicago 22.

The Bears converted the turnover into a 7-0 lead as Jeremy Langford powered up the middle for a 1-yard touchdown run with 6:58 left in the first quarter.

But the same offense that marched 75 yards and picked up five first downs on its first drive mustered a total of just 71 yards and four first downs over seven possessions in the second half.

Jay Cutler completed 16 of 29 passes for 216 yards with one touchdown, one interception and a 76.2 passer rating. The Bears quarterback was sacked five times, with three coming after the Texans had taken a 20-14 lead early in the fourth quarter.

Receivers Alshon Jeffery (four catches for 105 yards) and Eddie Royal (four catches for 57 yards and one TD) both produced key plays, but they did most of their damage in the first half.

The Bears defense played well at times, especially forcing the Texans to settle for three Nick Novak field goals. But the unit allowed Houston to convert 12-of-20 third-down opportunities (60 percent), enabling the Texans to sustain drives and dominate time of possession 36:19-23:41.

Chicago’s offense, on the other hand, was successful on just 4-of-13 third-down chances (31 percent), including 2-of-8 in the second half (25 percent).

The Bears had a chance to pad their 7-0 lead on their second possession, but Cutler was stopped for no gain on a fourth-and-one sneak at the Texans’ 31. Cutler fumbled the snap from rookie center Cody Whitehair, picked up the ball and was tackled immediately.

The Texans scored the next 10 points, closing the deficit to 7-3 on Novak’s 28-yard field goal early in the second quarter before taking the lead on Osweiler’s 23-yard TD pass to Hopkins in the left back corner of the end zone with 3:14 left in the half.

Houston had a chance to widen the margin on its next possession when rookie receiver Will Fuller slipped behind the Bears defense on a deep pass pattern. But Fuller dropped a perfect throw from Osweiler that could have resulted in an 83-yard touchdown.

The Bears followed by taking a 14-10 lead on Cutler’s 19-yard TD pass to Royal with :07 left in the half, capping a three-play, 75-yard drive that took just :31.

Jeffery put the Bears in position to score by outleaping safety Andre Hal to haul in a 54-yard pass from Cutler.

Hal redeemed himself on the second play of the second half, however, when he dove to intercept a Cutler pass over the middle and returned it 12 yards to the Chicago 25. It appeared that receiver Kevin White stopped running on the play, leading to the turnover.

The Bears forced the Texans to settle for Novak’s 28-yard field goal, closing the gap to 14-13. The kick was deflected by Sherrick McManis, but still had enough steam to make it over the crossbar.

Fuller also avenged his earlier miscue, turning a screen pass into an 18-yard TD that gave the Texans a 20-14 lead with 12:44 remaining in the fourth quarter. The rookie receiver earlier had sustained the drive with a 27-yard reception on third-and-four.

After Novak’s 38-yard field goal made it 23-14 with 6:10 to play, the Bears offense continued to struggle, failing to cross the 50 on its final two possessions.

BOX SCORE

Texans 23, Bears 14

NRG Stadium (71,933)
Sunday, September 11, 2016

CHICAGO	7	7	0	0	14
HOUSTON	0	10	3	10	23

BEARS – J.Lanford 9 yd. run (C.Barth kick)(8-75, 4:31) **TEXANS** – N.Novak 28 yd. FG (14-59, 6:19) **TEXANS** – D.Hopkins 23 yd. pass from B.Osweiler (N.Novak kick) (10-61, 4:49)
BEARS – E. Royal 19.yd. pass from J.Cutler (C.Barth kick) (3-75, 0:31) **TEXANS** – N.Novak 28 yd. FG (5-15, 1:50) **TEXANS** – W.Fuller 18 yd. pass from B.Osweiler (N.Novak kick) (9-64, 4:52) **TEXANS** – N.Novak 38 yd. FG (7-46, 2:51)

	BEARS	TEXANS
First downs	14	17
Total net yards	258	344
Rushes-yards	20-73	35-129
Att-comp-net	29-16-1	35-22-1
Times thrown-yds lost	5-31	2-16
Int-Total TDs	1-2	1-2
Punts - avg	7-42.3	5-48.6
Penalties-yards	4-30	6-69
Fumbles-lost	2-0	1-0
Time of possession	23:41	36:19

RUSHING

BEARS – J.Langford 17-57, TD; J.Cutler 2-12; K.Carey 1-4.
TEXANS – L.Miller 28-106; B.Osweiler 4-14; A.Blue 1-4; T.Ervin 1-3; J.Prosch 1-2.

RECEIVING

BEARS – A.Jeffery 4-105; E.Royal 4-57, TD; K.White 3-34; Z.Miller 3-14; J.Langford 2-6.
TEXANS – W.Fuller 5-107, TD; D.Hopkins 5-54, TD; L.Miller 4-11; S.Anderson 3-25; R.Griffin 2-17; B.Miller 1-6; C.Fiedorowicz 1-6; T.Ervin 1-5.

PASSING

BEARS – J.Cutler 29-16-216, 1 TD, 1 INT.
TEXANS – B.Osweiler 35-22-231, 2 TDs, 1 INT.

PUNT RETURNS

BEARS – E.Royal 4-40.
TEXANS – T.Ervin 3-29.

KICKOFF RETURNS

BEARS – D.Thompson 5-103
TEXANS – T.Ervin 3-73

INTERCEPTIONS

BEARS – T.Porter 1-3
TEXANS – A.Hal 1-12

SACKS

BEARS – D.Trevathan 1-7; L.Floyd 0.5-4.5; E.Goldman 0.5-4.5
TEXANS – W.Mercilus 2-16; J.Simon 1-8; J.Clowney 1-1; A.Bouye 1-6

REGULAR SEASON GAME #2 vs. PHILADELPHIA

Philadelphia 29, Chicago 14
Monday, September 19, 2016 -- Soldier Field

The Bears showed some signs of progress early in their home opener Monday night against the Philadelphia Eagles, but all positive vibes dissipated during a disastrous second half.

Trailing just 9-7 at halftime, the Bears committed turnovers on three of their first four drives of the second half and allowed Eagles touchdowns on three straight possessions in a 29-14 loss.

Making matters worse, seven Bears players left Monday night's game with injuries, including four starters: quarterback Jay Cutler (right thumb), outside linebacker Lamarr Houston (knee), defensive tackle Eddie Goldman (ankle) and safety Adrian Amos (concussion).

Cutler hurt the thumb on his throwing hand early in the game and aggravated it when he was sacked and lost a fumble on the opening drive of the second half. He exited late in the third quarter after his pass intended for Alshon Jeffery was intercepted by Nigel Bradham.

The Eagles took control of the game by scoring two touchdowns in a :21 span late in the third quarter, increasing their lead from 9-7 to 22-7. After the Bears allowed their first TD of the night on Ryan Mathews' 3-yard run, Cutler was picked off by Bradham, who returned it 28 yards to the Chicago 2. Cutler said his sore thumb affected the throw.

The Eagles converted the turnover into Carson Wentz's 2-yard TD pass to Trey Burton. Caleb Sturgis missed the extra point, but Philadelphia still led 22-7. Wentz completed 21 of 34 passes for 190 yards with one TD, no interceptions and an 86.6 passer rating.

In addition to the four starters who exited, the Bears also lost running back Ka'Deem Carey (hamstring), nickel back Bryce Callahan (concussion) and safety Chris Prosinski (calf) to injuries.

The Bears have now been outscored 33-7 in the second half of their first two games, with the only points coming Monday night on Eddie Royal's nifty 65-yard punt return touchdown that cut Philadelphia's lead to 29-14 with 5:09 left in the fourth quarter.

Things weren't as dire in the first half Monday night. The Bears held the Eagles out of the end zone and took a 7-3 lead on Jeremy Langford's 1-yard TD run early in the second quarter. The score was set up by Jeffery's 49-yard reception from Cutler to the Philadelphia 5.

The Bears actually had a chance to even the score on their previous possession after Royal turned a screen pass into a 31-yard gain. But Connor Barth missed a 31-yard field goal attempt late in the first quarter, hitting the left upright.

It was that kind of night for the Bears, who have now started back-to-back seasons 0-2 for the first time since 1997-98 and have dropped 11 of their last 12 home games dating back to 2014.

But with a short week ahead, the Bears will quickly put Monday night's deflating loss behind them and start preparing for Sunday night's game against the Cowboys.

BOX SCORE

Eagles 29, Bears 14

Soldier Field (62,268)
Monday, September 19, 2016

PHILADELPHIA	3	6	13	7	29
CHICAGO	0	7	0	7	14

EAGLES – C.Sturgis 25 yd. FG **BEARS** – J.Langford 1 yd. run (C.Barth kick) **EAGLES** – C.Sturgis 29 yd. FG **EAGLES** – C.Sturgis 53 yd. FG **EAGLES** – R.Mathews 3 yd. run (C.Sturgis kick) **EAGLES** – T.Burton 2 yd. pass from C.Wentz (kick failed) **EAGLES** – R.Mathews 1 yd. run (C.Sturgis kick) **BEARS** – E.Royal 65 yd. punt return (C.Barth kick).

	EAGLES	BEARS
First downs	21	16
Total net yards	280	284
Rushes-yards	32-100	18-64
Att-comp-net	34-21-180	29-21-220
Times thrown-yds lost	2-10	3-15
Int-Total TDs	0-3	1-2
Punts - avg	5-43.6	4-37.8
Penalties-yards	1-28	0-0
Fumbles-lost	0-0	2-2
Time of possession	36:05	23:55

RUSHING

EAGLES – D.Sproles 12-40; R.Mathews 9-32, 2 TDs; W.Smallwood 2-16; C.Wentz 6-10; K.Barner 2-2; J.Huff 1-0
BEARS – J.Langford 11-28, TD; J.Howard 3-22; K.White 1-9; K.Carey 2-3; P.Lasike 1-2

RECEIVING

EAGLES – J.Mathews 6-71; T.Burton 5-49, TD; N.Agholor 4-42; D.Green-Beckham 2-18; D.Sproles 2-8; R.Mathews 1-3; J.Huff 1-(-1)
BEARS – A.Jeffery 5-96; E.Royal 4-52; K.White 4-36; Z.Miller 4-33; J.Howard 2-9; J.Langford 1-6; K.Carey 1-3

PASSING

EAGLES – C.Wentz 34-21-190, 1 TD
BEARS – J.Cutler 17-12-157, 1 INT; B.Hoyer 12-9-78

PUNT RETURNS

EAGLES – None
BEARS – E.Royal 1-65, TD

KICKOFF RETURNS

EAGLES – W.Smallwood 1-30; J.Huff 1-27
BEARS – D.Thompson 2-42; B.Callahan 1-17; K.Carey 1-16; J.Bellamy 1-15

INTERCEPTIONS

EAGLES – N.Bradham 1-28
BEARS – None

SACKS

EAGLES – B.Graham 1-1; M.Jenkins 1-10; D.Vaeao1-4
BEARS – W.Young 1-7; S.Acho 1-3

REGULAR SEASON GAME #3 at DALLAS

Dallas 31, Chicago 17
Sunday, September 25, 2016 -- AT&T Stadium

ARLINGTON, Texas – The Bears struggled in the second half in their first two games this season. But Monday night in Dallas it was the first 30 minutes that did them in.

In a battle of backup quarterbacks, the Cowboys dominated on both sides of the ball from the outset, scoring three touchdowns and one field goal on their four first-half possessions to take a commanding 24-3 lead in cruising to a 31-17 victory.

In the first half, Dallas held decisive advantages not only on the scoreboard but on the stat sheet in first downs (19-4), total yards (274-114) and time of possession (21:47-8:08).

The Bears briefly made the contest respectable in the second half, finally stopping the Cowboys by generating a takeaway and drawing to within 24-10. But Dallas (2-1) pulled away, snapping an eight-game home losing streak that dated back to last year's season opener.

With the loss, the Bears have now opened back-to-back seasons 0-3 for the first time since Dave Wannstedt's final two years as coach in 1997-98.

Starting in place of the injured Tony Romo, Cowboys rookie quarterback Dak Prescott completed 19 of 24 passes for 248 yards with one touchdown, no interceptions and a 123.6 passer rating. The fourth-round pick also rushed for 36 yards and one TD on four attempts.

Dallas rookie tailback Ezekiel Elliott gashed the Bears run defense for 140 yards on 30 carries.

The Cowboys raced to a 17-0 lead on Prescott's 1-yard touchdown sneak, Dan Bailey's 49-yard field goal and Lance Dunbar's 1-yard TD run before the Bears had even picked up a first down.

Prescott set up the Cowboys' first two touchdowns by completing passes to the Bears' 1-yard line, first an 18-yarder to tight end Jason Witten and later a 29-yarder to receiver Cole Beasley.

The Bears have been now been beaten by rookie quarterbacks in back-to-back games, having lost to Carson Wentz and the Eagles 29-14 last Monday night in Chicago.

Bears backup quarterback Brian Hoyer was solid subbing for the injured Jay Cutler, completing 30 of 49 passes for 317 yards with two TDs, no interceptions and a 93.7 rating. But 246 of his yards came in the second half when Dallas never led by fewer than 14 points.

The Bears defense stopped the Cowboys for the first time on their first possession of the second half. Terrance Williams caught a 47-yard pass across the middle. But Jacoby Glenn stripped the ball and Adrian Amos scooped it up, returning it 21 yards to the Chicago 37.

The Bears converted the turnover into their first touchdown as Hoyer capped an 11-play, 63-yard drive with a 2-yard TD pass to Zach Miller on fourth-and-goal, cutting the deficit to 24-10 midway through the third quarter.

But the Cowboys answered as Prescott rifled a 17-yard touchdown pass to Dez Bryant, widening the margin to 31-10 early in the fourth quarter.

Hoyer and Miller hooked up again for a 6-yard TD pass with 6:28 remaining, drawing the Bears to within 31-17. But that's as close as they would get.

BOX SCORE

Cowboys 31, Bears 17

AT&T Stadium (90,554)
Sunday, September 25, 2016

CHICAGO	0	3	7	7	17
DALLAS	10	14	0	7	31

COWBOYS – D.Prescott 1 yd. run (D.Bailey kick) **COWBOYS** – D.Bailey 49 yd. FG **COWBOYS** – L.Dunbar 1yd. run (D.Bailey kick) **BEARS** – C.Barth 34 yd. FG **COWBOYS** – A.Morris 3 yd. run (Bailey kick) **BEARS** – Z.Miller 2 yd. pass from B.Hoyer (C.Barth kick) **COWBOYS** – D.Bryant 17 yd. pass from D.Prescott (D.Bailey kick) **BEARS** – Z. Miller 6 yd. pass from B.Hoyer (C.Barth kick)

	BEARS	COWBOYS
First downs	21	25
Total net yards	390	447
Rushes-yards	15-73	31-199
Att-comp-net.....	49-30-317	24-19-248
Times thrown-yds lost.....	0-0	0-0
Int-Total TDs	0-2	0-4
Punts - avg	4-39.8	3-46.7
Penalties-yards.....	6-45	4-45
Fumbles-lost.....	4-2	1-1
Time of possession.....	24:41	35:19

RUSHING

BEARS – J. Howard 9-45; J.Langford 3-31; B. Hoyer 3-(-3)
COWBOYS – E.Elliott 30-140; D.Prescott 4-36, 1 TD; A.Morris 5-19, 1 TD; L.Whitehead 1-3; L.Dunbar 1-1, 1TD

RECEIVING

BEARS – Z.Miller 8-78, 2 TD; K.White 6-62; A.Jeffery 5-70; J.Howard 4-47; E.Royal 3-21; C.Meredith 2-24; J.Langford 20-15
COWBOYS – C.Beasley 7-73; T.Williams 4-88; D.Bryant 3-40, 1 TD; J.Witten 2-25; E.Elliott 2-20; A.Morris 1-2

PASSING

BEARS – B. Hoyer 49-30-317, 2 TDs
COWBOYS – D.Prescott 24-19-248, 1 TD

PUNT RETURNS

BEARS – E.Royal 2-17
COWBOYS – L.Whitehead 1-3

KICKOFF RETURNS

BEARS – D.Thompson 1-22
COWBOYS – L.Whitehead 1-25

INTERCEPTIONS

BEARS – None
COWBOYS – None

SACKS

BEARS – None
COWBOYS – None

REGULAR SEASON GAME #4 vs. DETROIT

Chicago 17, Detroit 14
Sunday, October 2, 2016 -- Soldier Field

Fueled by an efficient offense and a motivated defense, the Bears recorded their first win of the season Sunday at Soldier Field with a 17-14 victory over the Detroit Lions.

Brian Hoyer passed for 302 yards and two touchdowns, rookie Jordan Howard rushed for 111 yards on 23 carries in his first NFL start and veteran Eddie Royal caught seven passes for 111 yards and one TD for an offense that compiled 408 yards and did not commit a turnover.

Rebounding from a poor performance last Sunday night in Dallas, the Bears defense did not allow a touchdown, produced two key interceptions and made a critical goal-line stand. The same run defense that was gashed for 199 yards by the Cowboys held the Lions to just 66 yards.

With Sunday's win, the Bears (1-3) snapped a six-game home losing streak that began last October and a six-game skid to the Lions that dated back to 2012.

The Bears dominated the stat sheet in the first half but led only 7-3 at halftime. They held big advantages in total yards (230-99), first downs (15-5) and time of possession (19:36-10:24).

Royal's leaping 4-yard touchdown reception from Hoyer gave the Bears a 7-0 lead with 6:35 left in the first quarter, capping a 12-play, 83-yard drive. Hoyer scrambled to his right and hit Royal, who snared the high throw with cornerback Nevin Lawson on his back.

After the Lions cut the deficit to 7-3 on Matt Prater's 50-yard field goal with 2:19 left in the first half, the Bears had a chance to answer. But Connor Barth missed a 50-yard try wide right.

The Lions reached the Bears' 22 with :16 remaining in the half. But Matthew Stafford's errant pass was intercepted by Jacoby Glenn at the 13. The pick resulted from miscommunication between Stafford and receiver Golden Tate, who didn't break off his route.

The Lions opened the second half by marching 68 yards to the Bears' 1. On third-and-goal from the 1, John Timu shot up the middle and dropped Zach Zenner for a two-yard loss. Detroit settled for Prater's 21-yard field goal, but the Bears maintained a 7-6 lead.

Timu's play swung the game's momentum to the Bears, and their offense responded by scoring on its next two drives. Hoyer's 6-yard TD pass to a wide open Zach Miller made it 14-6 with 3:34 late in the third quarter. The touchdown was set up by Royal's 64-yard catch and run over the middle on third-and-11, the Bears' longest play from scrimmage this season.

In two and a half games this year, Hoyer has completed 69.1 percent of his passes for 697 yards with four touchdowns, no interceptions and a 103.3 passer rating.

After Barth's 25-yard field goal made it 17-6 early in the fourth quarter, rookie Deiondre Hall thwarted a Detroit drive by intercepting a Stafford pass at the Chicago 14 with 4:03 to play.

The Lions put a scare into the Bears and their partisan crowd when Andre Roberts returned a punt 85 yards for a touchdown with 1:52 remaining. Stafford and Tate connected on the subsequent two-point conversion pass to draw Detroit to within 17-14.

But Sam Acho recovered the ensuing onside kick and the Bears ran out the clock to record their first victory after season-opening losses to the Texans, Eagles and Cowboys.

BOX SCORE

Bears 17, Lions 14

Soldier Field (60,841)
Sunday, October 2, 2016

DETROIT	0	3	3	8	14
CHICAGO	7	0	7	3	17

BEARS – E.Royal 4 yd. pass from B.Hoyer (C.Barth kick)
LIONS – M.Prater 50 yd. FG **LIONS** – M.Prater 21 yd. FG
BEARS – Z.Miller 6 yd. pass from B.Hoyer (C.Barth kick)
BEARS – C.Barth 25 yd. FG **LIONS** – A.Roberts 85 yd punt return (M.Stafford-G.Tate pass)

	LIONS	BEARS
First downs	16	23
Total net yards	263	408
Rushes-yards	18-66	29-114
Att-comp-net	36-23-197	36-28-302
Times thrown-yds lost	2-16	2-8
Int-Total TDs	2-1	0-2
Punts - avg	5-49.0	4-49.0
Penalties-yards	10-76	8-55
Fumbles-lost	0-0	0-0
Time of possession	26:46	33:14

RUSHING

LIONS – T.Riddick 11-31; M.Stafford 2-17; Z.Zenner 3-12; D.Washington 2-6
BEARS – J.Howard 23-111; J.Bell 3-6; B.Hoyer 3-(-3)

RECEIVING

LIONS – A.Boldin 6-31; M.Jones 5-74; E.Ebron 4-42; T.Riddick 4-27; Z.Zenner 1-22; D.Washington 1-8; A.Roberts 1-8; G.Tate 1-1
BEARS – E.Royal 7-111; K.White 6-55; C.Meredith 4-28; A.Jeffery 3-46; Z.Miller 3-31; J.Howard 3-21; L.Paulsen 2-10

PASSING

LIONS – M.Stafford 23-36-213, 0 TD, 2 INT
BEARS – B.Hoyer 28-36-302, 2 TD, 0 INT

PUNT RETURNS

LIONS – A.Roberts 2-100, TD
BEARS – E.Royal 3-17

KICKOFF RETURNS

LIONS – A.Roberts 3-71
BEARS – D.Thompson 1-29

INTERCEPTIONS

LIONS – None
BEARS – J.Glenn 1-21; D.Hall 1-0

SACKS

LIONS – D.Slay 1-7; K.Hyder 1-1
BEARS – M.Unrein 1-7; C.Washington 1-9

REGULAR SEASON GAME #5 at INDIANAPOLIS

Indianapolis 29, Chicago 23
Sunday, October 9, 2016 -- Lucas Oil Stadium

INDIANAPOLIS – Quarterback Brian Hoyer helped the Bears rally to erase a fourth-quarter deficit Sunday in Indianapolis, but his Colts counterpart answered with a comeback of his own.

After Hoyer engineered a 96-yard drive capped by a 21-yard touchdown pass to Jordan Howard that gave the Bears a 23-19 lead with 7:04 remaining, Andrew Luck hit T.Y. Hilton with a 35-yard scoring strike to put the Colts back on top 26-23 en route to a 29-23 victory.

Indianapolis tacked on its final points on Adam Vinatieri's fifth field goal of the game without a miss, a 46-yarder with 3:43 to play, after recovering a Cameron Meredith fumble.

Down by six points, the Bears reached the Colts' 25 with 1:52 remaining. But right tackle Bobby Massie drew a holding penalty on third-and-five and Hoyer eventually threw incomplete over the middle on fourth-and-eight, turning the ball over on downs with :57 to play.

Making his third straight start in place of the injured Jay Cutler, Hoyer became the second quarterback in Bears history to pass for 300 yards in three straight games-joining Josh McCown-and the first to do it without throwing an interception.

Hoyer completed 33 of 43 passes for a career-high 397 yards with two TDs and a 120.0 passer rating, the identical rating he posted last Sunday in a win over the Lions. The 397 yards were the fifth most in Bears history and the most since Jim Miller's 422 yards on Nov. 14, 1999.

Hoyer, who was not sacked, wasn't the only member of the offense who performed well in place of an injured starter. Replacing running back Jeremy Langford and receiver Kevin White, respectively, Howard rushed for 118 yards on 16 carries and caught three passes for 45 yards including the go-ahead touchdown, and Meredith had nine receptions for 130 yards and one TD.

As a team, the Bears amassed 522 total yards, their most since Sept. 24, 1989 when they had 542 in a win over the Lions. The 522 yards are the most they've had in a loss since at least 1940.

After allowing three field goals and a touchdown on four Colts possessions in the first half, the Bears defense tightened up, pressuring Luck and producing three-and-outs on three of Indianapolis' first four drives of the second half.

Without injured outside linebackers Lamarr Houston, Pernell McPhee and Leonard Floyd, Willie Young picked up the slack by registering three of the Bears' five sacks in the game.

Luck completed 28 of 39 passes for 322 yards with two TDs, no interceptions and a 113.4 rating. Hilton caught 10 passes for 171 yards. On his go-ahead TD on a post pattern late in the game, Hilton beat cornerback Jacoby Glenn, who had entered the contest in the second half after Bryce Callahan exited with a hamstring injury.

The Bears had trailed 19-13 opening the fourth quarter before Connor Barth's 24-yard field goal cut the margin to 19-16 with 13:31 to play.

After Young's third-down sack forced a Colts punt, the Bears took over at their own 4. Hoyer proceeded to complete 6 of 6 passes for 74 yards in marching his team to a go-ahead TD, which came when he dumped off a short pass over the middle to Howard, who raced into the end zone.

Unfortunately, that didn't prevent the Bears from falling to 1-4, their worst five-game start since they also opened 1-4 in 2004 in Lovie Smith's first season as coach.

BOX SCORE

Colts 29, Bears 23

Lucas Oil Stadium (66,622)
Sunday, October 9, 2016

CHICAGO	3	10	0	10	23
INDIANAPOLIS	3	13	3	10	29

BEARS – C.Barth 35 yd. FG **COLTS** – A.Vinatieri 54 yd. FG
COLTS – D.Allen 1 yd. pass from A.Luck (A.Vinatieri kick)
BEARS – C. Barth 49 yd. FG **COLTS** – A.Vinatieri 53 yd. FG
BEARS – C.Meredith 14 yd. pass from B.Hoyer (C.Barth kick)
COLTS – A.Vinatieri 26 yd. FG **COLTS** – A.Vinatieri 41 yd. FG
BEARS – C.Barth 24 yd. FG **BEARS** – J.Howard 21 yd. pass from B.Hoyer (C.Barth kick) **COLTS** – T.Hilton 35 yd. pass from B.Hoyer (C.Barth kick) **COLTS** – A.Vinatieri 46 yd. FG

	BEARS	COLTS
First downs	25	20
Total net yards	522	396
Rushes-yards	19-125	21-98
Att-comp-net	43-33-397	3928-298
Times thrown-yds lost	0-0	5-24
Int-Total TDs	0-2	0-2
Punts - avg	2-46.0	3-63.3
Penalties-yards	10-80	9-68
Fumbles-lost	3-1	2-0
Time of possession	30:05	29:55

RUSHING

BEARS – J. Howard 16-118; C.Meredith 1-6; K.Carey 1-2; B.Hoyer 1-(-1)
COLTS – F.Gore 14-75; A.Luck 5-13; Q.Bray 1-7; J.Ferguson 1-3

RECEIVING

BEARS – C.Meredith 9-130, 1 TD; Z.Miller 7-73; E.Royal 7-43; A.Jeffery 5-77; J.Howard 3-45, 1 TD; K.Carey 1-15; J.Bellamy 1-14
COLTS – T.Hilton 10-171, 1 TD; D.Allen 6-50, 1 TD; C.Rodgers 3-24; Q.Bray 2-29; P.Dorsett 2-26; J.Ferguson 2-10; J.Doyle 2-8; F.Gore 1-4

PASSING

BEARS – B. Hoyer 43-33-397, 2 TDs
COLTS – A.Luck 39-28-322 2 TDs

PUNT RETURNS

BEARS – None
COLTS – Q.Bray 1-20

KICKOFF RETURNS

BEARS – D.Thompson 3-73
COLTS – Q.Bray 2-52; J.Todman 1-21

INTERCEPTIONS

BEARS – None
COLTS – None

SACKS

BEARS – W.Young 3-13; J.Bullard 1-3; A.Hicks 1-8
COLTS – None

REGULAR SEASON GAME #6 vs. JACKSONVILLE

Jacksonville 17, Chicago 16
Sunday, October 16, 2016 -- Soldier Field

When the Bears took a 13-0 lead into the fourth quarter of Sunday's game against Jacksonville, it appeared they were well on their way to a second straight home victory.

But the Jaguars rallied to score 10 points in a 2:10 span late in the final period to turn a 16-7 deficit into a shocking 17-16 victory before 55,614 stunned fans at Soldier Field.

Jacksonville cut the deficit to 16-10 on Jason Myers' 30-yard field goal with 4:59 remaining and got the ball back just 1:41 later after the Bears went three-and-out.

Four plays later, Arrelious Benn caught a 51-yard touchdown pass from Blake Bortles to give the Jaguars their first lead of the game with 2:49 left. The Bears blitzed on the play and veteran Tracy Porter fell down in coverage, enabling Benn to make a sliding catch, get back to his feet and run untouched into the end zone.

The Bears reached the Jaguars' 44 on their final drive. But Jordan Howard was penalized for holding and rookie cornerback Jalen Ramsey broke up Brian Hoyer's pass intended for Alshon Jeffery over the middle on fourth-and-10 with :57 to play.

With the loss, the Bears fell to 1-5 for the first time since 2004 and have now dropped 16 of their last 20 home games dating back to 2013. The Jaguars (2-3) arrived at Soldier Field Sunday having lost 17 of their last 18 road contests.

Sunday marked the first time the Bears lost after leading by at least 13 points entering the fourth quarter since Sept. 19, 1999 when the Seahawks turned a 13-0 deficit into a 14-13 win at Soldier Field.

Hoyer made history Sunday, becoming the first quarterback in Bears history to pass for at least 300 yards in four straight games. He also extended his streak of passes without an interception this season to 189, most in the NFL and just 16 short of Kyle Orton's team record.

Hoyer completed 30 of 49 passes for 302 yards and a 78.8 passer rating.

But the Bears scored just one touchdown on four trips in the red zone, settling for three field goals after reaching the Jacksonville 18, 6 and 9.

The Bears led 10-0 at halftime, the first time they shut out an opponent in the first half since Oct. 22, 2012 in a 13-7 win over the Lions at Soldier Field.

The Jaguars marched the length of the field on their first possession Sunday before Porter intercepted a Bortes pass that deflected off a tumbling Allen Robinson in the end zone.

The Bears converted the turnover into a 3-0 lead on Connor Barth's 36-yard field goal early in the second quarter. Howard later capped an impressive 16-play, 86-yard drive with a 1-yard touchdown run, widening the margin to 10-0 with 4:29 left in the half.

The Bears were 5-of-5 on third down on their only touchdown drive of the day, matching the most successful third-down conversions they've had in an entire game this season. Hoyer was 4-of-4 for 57 yards in converting four third downs on the possession.

The Bears were 7-of-10 on third down in the first half but 0-of-7 in the second half—just one of many reasons they lost for the fifth time in six games this season.

BOX SCORE

Jaguars 17, Bears 16

Soldier Field (61,054)
Sunday, October 16, 2016

JACKSONVILLE	0	0	0	17	17
CHICAGO	0	10	3	3	16

BEARS – C.Barth 36 yd. FG **BEARS** – J.Howard 1 yd. run (C.Barth kick) **BEARS** – C.Barth 24 yd. FG **JAGUARS** – C.Ivory 1 yd. run (J.Myers kick) **BEARS** – C.Barth 32 yd. FG **JAGUARS** – J.Myers 30 yd. FG **JAGUARS** – A.Benn 51 yd. pass from B.Bortles (J.Myer kick)

	JAGUARS	BEARS
First downs	20	22
Total net yards	317	389
Rushes-yards	20-54	27-92
Att-comp-net	33-20-263	49-30-297
Times thrown-yds lost	2-8	1-5
Int-Total TDs	1-2	0-1
Punts - avg	5-55.0	6-43.5
Penalties-yards	5-50	10-87
Fumbles-lost	2-1	1-0
Time of possession	24:13	35:47

RUSHING

JAGUARS – C.Ivory 11-32, TD; T.Yeldon 6-21; B.Bortles 3-1
BEARS – K.Carey 9-50; J.Howard 15-34; J.Bellamy 1-7;
P.Lasike 1-1; B.Hoyer 1-0

RECEIVING

JAGUARS – M.Lee 6-61; A.Hurns 5-74; A.Robinson 3-49;
J.Thomas 2-28; C.Ivory 2-3; A.Benn 1-51, TD; T.Yeldon 1-5
BEARS – C.Meredith 11-113; A.Jeffery 7-93; Z.Miller 6-36;
E.Royal 4-54; J.Howard 2-6

PASSING

JAGUARS – B.Bortles 20-33-271, 1 TD, 1 INT
BEARS – B.Hoyer 30-49-302, 0 TDs, 0 INTs

PUNT RETURNS

JAGUARS – M.Lee 1-3
BEARS – E.Royal 3-14

KICKOFF RETURNS

JAGUARS – M.Lee 1-26
BEARS – None

INTERCEPTIONS

JAGUARS – None
BEARS – T.Porter 1-25

SACKS

JAGUARS – Y.Ngakoue 1-5
BEARS – W.Young 2-8

REGULAR SEASON GAME #7 at GREEN BAY

Green Bay 26, Chicago 10
Thursday, October 20, 2016 -- Lambeau Field

GREEN BAY, Wis. - The snake-bitten Bears lost another game and more key players to injuries on a forgettable Thursday night at Lambeau Field.

After taking a 10-6 lead early in the second half on their first defensive touchdown in 35 games, the Bears allowed Aaron Rodgers to throw three short TD passes to cap consecutive drives of 85, 88 and 74 yards as the Packers rallied for a 26-10 victory.

Bears quarterback Brian Hoyer, who was making his fifth straight start in place of the injured Jay Cutler, sustained a broken left arm early in the second quarter when he was hit by Clay Matthews and Julius Peppers while throwing an incomplete pass.

Hoyer exited after completing just 4 of 11 passes for 49 yards and a 50.9 passer rating. The Bears did not cross the 50 on his three possessions, all of which ended with punts.

Replacement Matt Barkley struggled in making his season debut, connecting on 6 of 15 passes for 81 yards with two interceptions and an 18.3 rating.

Already playing without quarterback Cutler (thumb), running back Jeremy Langford (ankle), receivers Kevin White (leg) and Eddie Royal (toe), center Hroniss Grasu (knee) and left guard Josh Sitton (ankle), the Bears also lost right guard Kyle Long to an arm injury in the first half.

Depleted by injuries, the Bears offense never advanced beyond the Packers' 21 all game.

The Bears trailed 6-3 at halftime, but it could have been a lot worse if not for three key plays by defensive back Cre'Von LeBlanc.

LeBlanc knocked a sure touchdown pass out of the hands of Randall Cobb in the end zone, stopped Ty Montgomery for no gain on fourth-and-goal from the 1 and shoved Cobb out of the back of the end zone as he caught a pass, preventing him from getting both feet in bounds.

Mason Crosby's 32-yard field goal gave the Packers a 3-0 lead midway through the first quarter before Connor Barth countered with a 39-yarder, tying the score with 1:56 left in the second quarter. Crosby followed with a 40-yarder to make it 6-3 with :17 remaining in the half.

Rookie Leonard Floyd then gave the Bears a huge boost early in the third quarter, sacking Rodgers and forcing a fumble that Floyd recovered in the end zone for a touchdown. The Bears' first defensive TD since Sept. 22, 2014 gave them a short-lived 10-6 lead.

The boos that rained down on the Packers at that point may have served as a wakeup call. Rodgers followed by leading three long scoring drives capped by touchdown passes of 5 and 4 yards to Davante Adams and 2 yards to Cobb.

Rodgers avenged last year's Thanksgiving night loss to the Bears in Green Bay by completing 39 of 56 passes for 326 yards, three TDs and a 102.2 passer rating.

Three receivers caught at least 10 passes from Rodgers—Adams (13 for 132 yards), Cobb (11-95) and Montgomery (10-66), who rushed for a game-high 60 yards on nine carries for a Packers offense that played without injured running backs Eddie Lacy and James Starks.

With the Bears forced to play inexperienced cornerbacks Jacoby Glenn and De'Vante Bausby because of injuries, Rodgers repeatedly targeted the young players. Bausby struggled, drawing three penalties for pass interference, illegal contact and holding.

With the loss, the Bears fell to 1-6, their worst seven-game start since they were also 1-6 in 2000. They return to action a week from Monday night when they host the NFL's lone remaining undefeated team, the 5-0 Vikings, at Soldier Field.

BOX SCORE

Packers 26, Bears 10

Lucas Oil Stadium (78,217)
Thursday, October 20, 2016

CHICAGO	0	3	7	0	10
INDIANAPOLIS	3	3	7	13	26

PACKERS – M.Crosby 32 yd. FG **BEARS** – C.Barth 39 yd. FG **PACKERS** – M.Crosby 40 yd. FG **BEARS** – L.Floyd FR in endzone (C.barth kick) **PACKERS** – D.Adams 5 yd pass from A.Rodgers (M.Crosby kick) **PACKERS** – D.Adams 4 yd pass from A.Rodgers (M.Crosby kick) **PACKERS** – R.Cobb 2 yd pass from A. Rodgers (kick failed)

	BEARS	PACKERS
First downs	13	32
Total net yards	189	406
Rushes-yards	18-69	23-103
Att-comp-net	26-10-120	56-39-303
Times thrown-yds lost	1-10	2-23
Int-Total TDs	2-1	0-3
Punts - avg	5-45.0	1-46.0
Penalties-yards	10-108	9-56
Fumbles-lost	0-0	2-1
Time of possession	20:24	39:36

RUSHING

BEARS –K.Carey 10-48; J.Howard 7-22; M.Barkley 1-(-1)
PACKERS – T.Montgomery 9-60; R.Cobb 5-21; A.Ripkowski 3-8; A.Rodgers 2-7; D.Jackson 2-6; K.Davis 2-1

RECEIVING

BEARS – A.Jeffery 3-33; Z.Miller 2-40; J.Bellamy 2-32; C.Meredith 1-12; K.Carey 1-9; D.Thompson 1-4
PACKERS – D.Adams 13-132, 2 TDs; R.Cobb 11-95, 1 TD; T.Montgomery 10-66; J.Janis 2-9; J.Nelson 1-9; Aripkowski 1-8; R.Rodgers 1-7

PASSING

BEARS – M.Barkley 15-6-81, 0 TDs, 2 INTs; B.Hoyer 11-4-49, 0 TDs, 0 INTs
PACKERS – A.Rodgers 56-39-326, 3 TDs

PUNT RETURNS

BEARS – None
PACKERS – T.Davis 1-6

KICKOFF RETURNS

BEARS – D.Thompson 2-28
PACKERS – K.Davis 1-18; J.Janis 1-17

INTERCEPTIONS

BEARS – None
PACKERS – B.Martinez 1-4; N.Perry 1-0

SACKS

BEARS – L.Floyd 2-23
PACKERS – N.Perry 1-10

REGULAR SEASON GAME #8 vs. MINNESOTA

Chicago 20, Minnesota 10
Monday, October 31, 2016 -- Soldier Field

The Bears faced a difficult challenge Monday night at Soldier Field, limping into their Halloween contest against the NFC North-leading Vikings with a three-game losing streak.

But coach John Fox's team responded with its most impressive performance of the 2016 season, riding a productive offense and inspired defense to a stunning 20-10 victory.

The defense generated consistent pressure on quarterback Sam Bradford, recording five sacks and allowing the Vikings to convert just 2-of-13 third-down opportunities. The Bears held Minnesota to four straight three-and-outs at one point in the first half in building a 13-0 lead.

Offensively, Jay Cutler returned after missing the last five games with a sprained right thumb and completed 20 of 31 passes for 252 yards with one touchdown and a 100.5 passer rating. His 11-yard TD pass to Alshon Jeffery early in the second half gave the Bears a 20-3 lead.

Asked to assess Cutler's performance, Fox said: "He played very well. I think he might have been part of the reason that guys turned it up a notch and I'm glad they did."

Rookie Jordan Howard rushed for a career-high 153 yards and one TD on 26 carries and caught four passes for 49 yards. He helped the Bears take a 13-0 lead by setting up two Connor Barth field goals with a 69-yard run and 34-yard reception and scoring a TD on a 2-yard run.

The Bears compiled 403 total yards without committing a turnover against a Vikings defense that entered Week 8 ranked No. 1 in the NFL in yards (279.5 per game) and take-aways (16).

And they did it without starting guards Kyle Long (triceps) and Josh Sitton (ankle), both of whom sat out Monday night's game with injuries. With Ted Larsen at left guard and Eric Kush at right guard, the Bears offensive line opened running lanes and allowed just one sack.

Akiem Hicks led the charge on defense, recording two sacks. He made a huge play late in the first half when the Vikings were threatening to cut into a 13-0 deficit. On third-and-goal from the 2, Hicks sacked Bradford and Minnesota had to settle for a short field goal that made it 13-3.

The Bears did not allow a touchdown in the first half for the third straight game. But unlike the previous two weeks when second-half meltdowns led to losses to the Jaguars and Packers, they finished strong on both sides of the ball.

The defense forced punts on Minnesota's first two possessions of the second half before allowing the Vikings to close the gap to 20-10 on Bradford's 25-yard touchdown pass to Stefon Diggs on fourth-and-six with 5:41 remaining in the fourth quarter.

The offense then played keep away, producing four first downs and not giving the ball back to the Vikings until there was just :04 left. Howard rushed for 22 yards on the first three plays of the Bears' final possession and Cutler hit Zach Miller with a 13-yard pass on second-and-11.

With the victory, the Bears improved to 2-6 heading into their bye week. They'll return to action Nov. 13 against the Buccaneers (3-4) in Tampa before visiting the Giants (4-3) Nov. 20 and hosting the Titans (4-4) Nov. 27 and 49ers (1-6) Dec. 4 at Soldier Field.

BOX SCORE

Bears 20, Vikings 10

Soldier Field (60,422)
Monday, October 31, 2016

MINNESOTA	0	3	0	7	10
CHICAGO	3	10	7	0	20

BEARS – C.Barth 30 yd. FG **BEARS** – C.Barth 28 yd. FG
BEARS – J. Howard 2 yd. run (C.barth kick) **VIKINGS** –
 B.Walsh 30 yd. FG **BEARS** – A.Jeffery 11 yd. pass from
 J.Cutler (C.Barth kick) **VIKINGS** – S.Diggs 25 yd. pass from
 S.Bradford (B.Walsh kick)

	VIKINGS	BEARS
First downs	15	19
Total net yards	258	403
Rushes-yards	18-57	29-158
Att-comp-net	37-23-201	31-20-245
Times thrown-yds lost	5-27	1-7
Int-Total TDs	0-1	0-2
Punts - avg	7-44.1	5-44.4
Penalties-yards	1-10	2-20
Fumbles-lost	2-0	0-0
Time of possession	27:19	32:41

RUSHING

VIKINGS – M.Asiaata 14-42; R.Hillman 4-15
BEARS – J.Howard 26-153, 1 TD; K.Carey 2-3; J.Cutler 1-2

RECEIVING

VIKINGS – S.Diggs 8-76, 1 TD; K.Rudolph 5-31; A.Thielen
 3-40; C.Patterson 3-36; M.Asiaata 2-36; R. Hillman 2-9
BEARS – Zmiller 7-88; A.Jeffery 4-63, 1 TD; J.Howard
 4-49; C.Meredith 1-24; J.Langford 1-11; B.Braunecker 1-8;
 L.Paulsen 1-5; J.Bellamy 1-4

PASSING

VIKINGS – S.Bradford 37-23-228, 1 TD, 0 INTs
BEARS – J.Cutler 31-20-252, 1 TD, 0 INTs

PUNT RETURNS

VIKINGS – S.Diggs 2-11
BEARS – C.LeBlanc 3-26

KICKOFF RETURNS

VIKINGS – C.Patterson 2-36
BEARS – D.Thompson 1-7

INTERCEPTIONS

VIKINGS – None
BEARS – None

SACKS

VIKINGS – E.Griffin 1-7
BEARS – A.Hicks 2-16; L.Floyd 1-5; P.McPhee 1-3;
 C.Washington 1-3

National Football League Game Summary

NFL Copyright © 2016 by The National Football League. All rights reserved. This summary and play-by-play is for the express purpose of assisting media in their coverage of the game; any other use of this material is prohibited without the written permission of the National Football League. Updated: 11/1/2016

Date: Monday, 10/31/2016

Minnesota Vikings at Chicago Bears
at Solider Field, Chicago, IL

Start Time: 7:31 PM CDT

Game Day Weather

Game Weather: Cloudy
Played Outdoor on Turf: Natural Grass

Temp: 58° F (14.4° C) Humidity: 71%, Wind: SSE 12 mph

Officials

Referee: Steratore, Gene (114)	Umpire: Schuster, Bill (89)	Head Linesman: Walker, Ed (123)
Line Judge: Arthur, Gary (108)	Side Judge: Waggoner, Bob (25)	Field Judge: Weatherford, Mike (116)
Back Judge: Paganelli, Dino (105)	Replay Official: Weidner, Paul ()	

Lineups

Minnesota Vikings			Chicago Bears				
Offense		Defense	Offense		Defense		
WR 12	C.Johnson	LE 96	B.Robison	WR 17	A.Jeffery	DE 96	A.Hicks
LT 72	J.Long	DT 93	S.Stephen	LT 72	C.Leno	NT 93	W.Sutton
LG 76	A.Boone	NT 98	L.Joseph	LG 64	E.Kush	DE 98	M.Unrein
C 61	J.Berger	RE 97	E.Griffen	C 65	C.Whitehair	OLB 94	L.Floyd
RG 63	B.Fusco	WLB 52	C.Greenway	RG 62	T.Larsen	ILB 50	J.Freeman
RT 68	T.Clemmings	MLB 54	E.Kendricks	RT 70	B.Massie	ILB 59	D.Trevathan
TE 82	K.Rudolph	SLB 55	A.Barr	TE 86	Z.Miller	OLB 97	W.Young
WR 14	S.Diggs	LCB 23	T.Newman	RB 24	J.Howard	CB 21	T.Porter
RB 44	M.Asjata	RCB 29	X.Rhodes	WR 81	C.Meredith	S 38	A.Amos
FB 48	Z.Line	SS 27	J.Kearse	QB 6	J.Cutler	S 29	H.Jones-Quartey
QB 8	S.Bradford	FS 22	H.Smith	TE 82	L.Paulsen	CB 22	C.LeBlanc

Substitutions

K 3 B.Walsh, WR 11 L.Treadwell, P 18 J.Locke, WR 19 A.Thielen, CB 20 M.Alexander, CB 24 C.Munnerlyn, CB 26 T.Waynes, RB 33 R.Hillman, LB 40 K.Brothers, S 41 A.Harris, LS 47 K.McDermott, LB 51 E.Robinson, LB 57 A.Cole, LB 59 E.Lamur, C 62 N.Easton, T 78 J.Sirles, WR 84 C.Patterson, TE 85 R.Ellison, TE 89 D.Morgan, DT 92 Tom.Johnson, DE 94 J.Trattou, DE 99 D.Hunter

Substitutions

K 4 C.Barth, WR 11 J.Bellamy, WR 14 D.Thompson, P 16 P.O'Donnell, DB 20 D.Bausby, RB 25 K.Carey, DB 26 D.Bush, DB 27 S.McManis, DB 30 D.Hurst, DB 31 C.Prosinski, RB 33 J.Langford, DB 36 D.Houston-Carson, LB 44 N.Kwiatkoski, LS 48 P.Scales, LB 49 S.Acho, LB 52 C.Jones, LB 53 J.Timu, C 60 C.Edison, DL 74 J.Bullard, OL 76 M.Adams, TE 84 B.Braunecker, DL 90 C.Washington, LB 92 P.McPhee

Did Not Play

QB 13 S.Hill, G 64 W.Beavers

Did Not Play

QB 12 M.Barkley

Not Active

WR 17 J.Wright, RB 21 J.McKinnon, S 34 A.Sendejo, CB 35 M.Sherels, G 67 Z.Kerin, DT 73 S.Floyd, TE 83 M.Pruitt

Not Active

WR 19 E.Royal, DB 32 D.Hall, DB 37 B.Callahan, OL 71 J.Sitton, OL 75 K.Long, WR 85 D.Brown, DL 91 E.Goldman

Field Goals (made () & missed)

B.Walsh	(30)	C.Barth	(30) (28)
		1	2
VISITOR:	Minnesota Vikings	0	3
HOME:	Chicago Bears	3	10
		3	4
		OT	Total
		0	7
		0	0
		0	10
		0	20
		10	20

Scoring Plays

Team	Qtr	Time	Play Description (Extra Point) (Drive Info)	Visitor	Home
Bears	1	8:28	C.Barth 30 yd. Field Goal (7-81, 3:40)	0	3
Bears	2	12:44	C.Barth 28 yd. Field Goal (8-64, 3:33)	0	6
Bears	2	7:49	J.Howard 2 yd. run (C.Barth kick) (6-43, 3:36)	0	13
Vikings	2	0:25	B.Walsh 30 yd. Field Goal (15-59, 7:24)	3	13
Bears	3	9:52	A.Jeffery 11 yd. pass from J.Cutler (C.Barth kick) (11-75, 5:08)	3	20
Vikings	4	5:41	S.Diggs 25 yd. pass from S.Bradford (B.Walsh kick) (10-83, 3:10)	10	20

Paid Attendance: 60,422

Time: 2:56

Minnesota Vikings vs Chicago Bears
10/31/2016 at Solider Field

Final Individual Statistics

Minnesota Vikings

Chicago Bears

RUSHING						RUSHING											
	ATT	YDS	AVG	LG	TD		ATT	YDS	AVG	LG	TD						
M.Asiata	14	42	3.0	7	0	J.Howard	26	153	5.9	69	1						
R.Hillman	4	15	3.8	6	0	K.Carey	2	3	1.5	2	0						
						J.Cutler	1	2	2.0	2	0						
Total	18	57	3.2	7	0	Total	29	158	5.4	69	1						
PASSING									PASSING								
ATT	CMP	YDS	SK/YD	TD	LG	IN	RT		ATT	CMP	YDS	SK/YD	TD	LG	IN	RT	
S.Bradford	37	23	228	5/27	1	31	0	88.6	J.Cutler	31	20	252	1/7	1	34	0	100.5
Total	37	23	228	5/27	1	31	0	88.6	Total	31	20	252	1/7	1	34	0	100.5
PASS RECEIVING								PASS RECEIVING									
TAR	REC	YDS	AVG	LG	TD			TAR	REC	YDS	AVG	LG	TD				
S.Diggs	13	8	76	9.5	25	1		Z.Miller	10	7	88	12.6	21	0			
K.Rudolph	6	5	31	6.2	11	0		A.Jeffery	8	4	63	15.8	34	1			
A.Thielen	5	3	40	13.3	21	0		J.Howard	4	4	49	12.3	34	0			
C.Patterson	3	3	36	12.0	21	0		C.Meredith	2	1	24	24.0	24	0			
M.Asiata	5	2	36	18.0	31	0		J.Langford	1	1	11	11.0	11	0			
R.Hillman	5	2	9	4.5	5	0		B.Braunecker	1	1	8	8.0	8	0			
								L.Paulsen	2	1	5	5.0	5	0			
								J.Bellamy	2	1	4	4.0	4	0			
								D.Thompson	1	0	0	0.0	0	0			
Total	37	23	228	9.9	31	1		Total	31	20	252	12.6	34	1			
INTERCEPTIONS						INTERCEPTIONS											
NO	YDS	AVG	LG	TD		NO	YDS	AVG	LG	TD							
Total	0	0	0	0	0	Total	0	0	0	0							
PUNTING								PUNTING									
NO	YDS	AVG	NET	TB	IN20	LG		NO	YDS	AVG	NET	TB	IN20	LG			
J.Locke	7	309	44.1	37.6	1	3	71	P.O'Donnell	5	222	44.4	41.4	0	3	53		
Total	7	309	44.1	37.6	1	3	71	Total	5	222	44.4	41.4	0	3	53		
PUNT RETURNS								PUNT RETURNS									
NO	YDS	AVG	FC	LG	TD			NO	YDS	AVG	FC	LG	TD				
S.Diggs	2	11	5.5	0	7	0		C.LeBlanc	3	26	8.7	1	13	0			
A.Thielen	1	4	4.0	1	4	0		[DOWNED]	2	0	0.0	0	0	0			
[OUT OF BOUNDS]	1	0	0.0	0	0	0		[TOUCHBACK]	1	0	0.0	0	0	0			
Total	3	15	5.0	1	7	0		Total	3	26	8.7	1	13	0			
KICKOFF RETURNS								KICKOFF RETURNS									
NO	YDS	AVG	FC	LG	TD			NO	YDS	AVG	FC	LG	TD				
C.Patterson	2	36	18.0	0	21	0		D.Thompson	1	7	7.0	0	7	0			
[TOUCHBACK]	3	0	0.0	0	0	0		[TOUCHBACK]	2	0	0.0	0	0	0			
Total	2	36	18.0	0	21	0		Total	1	7	7.0	0	7	0			

Minnesota Vikings

FUMBLES											
	FUM	LOST	OWN-REC	YDS	TD	FORCED	OPP-REC	YDS	TD	OUT-BDS	
S.Bradford	1	0	0	0	0	0	0	0	0	0	
C.Patterson	1	0	0	0	0	0	0	0	0	0	
C.Johnson	0	0	1	2	0	0	0	0	0	0	
A.Thielen	0	0	1	0	0	0	0	0	0	0	
Total	2	0	2	2	0	0	0	0	0	0	

Chicago Bears

FUMBLES											
	FUM	LOST	OWN-REC	YDS	TD	FORCED	OPP-REC	YDS	TD	OUT-BDS	
N.Kwiatkoski	0	0	0	0	0	1	0	0	0	0	
P.McPhee	0	0	0	0	0	1	0	0	0	0	
Total	0	0	0	0	0	2	0	0	0	0	

Minnesota Vikings vs Chicago Bears
10/31/2016 at Solider Field

Final Team Statistics

	Visitor Vikings	Home Bears
TOTAL FIRST DOWNS	15	19
By Rushing	1	7
By Passing	13	12
By Penalty	1	0
THIRD DOWN EFFICIENCY	2-13-15%	7-14-50%
FOURTH DOWN EFFICIENCY	2-2-100%	0-0-0%
TOTAL NET YARDS	258	403
Total Offensive Plays (inc. times thrown passing)	60	61
Average gain per offensive play	4.3	6.6
NET YARDS RUSHING	57	158
Total Rushing Plays	18	29
Average gain per rushing play	3.2	5.4
Tackles for a loss-number and yards	0-0	2-5
NET YARDS PASSING	201	245
Times thrown - yards lost attempting to pass	5-27	1-7
Gross yards passing	228	252
PASS ATTEMPTS-COMPLETIONS-HAD INTERCEPTED	37-23-0	31-20-0
Avg gain per pass play (inc.# thrown passing)	4.8	7.7
KICKOFFS Number-In End Zone-Touchbacks	3-2-2	5-5-3
PUNTS Number and Average	7-44.1	5-44.4
Had Blocked	0	0
FGs - PATs Had Blocked	0-0	0-0
Net Punting Average	37.6	41.4
TOTAL RETURN YARDAGE (Not Including Kickoffs)	15	26
No. and Yards Punt Returns	3-15	3-26
No. and Yards Kickoff Returns	2-36	1-7
No. and Yards Interception Returns	0-0	0-0
PENALTIES Number and Yards	1-10	2-20
FUMBLES Number and Lost	2-0	0-0
TOUCHDOWNS	1	2
Rushing	0	1
Passing	1	1
EXTRA POINTS Made-Attempts	1-1	2-2
Kicking Made-Attempts	1-1	2-2
FIELD GOALS Made-Attempts	1-1	2-2
RED ZONE EFFICIENCY	0-1-0%	2-4-50%
GOAL TO GO EFFICIENCY	0-1-0%	1-1-100%
SAFETIES	0	0
FINAL SCORE	10	20
TIME OF POSSESSION	27:19	32:41

Minnesota Vikings vs Chicago Bears
10/31/2016 at Solider Field

Ball Possession And Drive Chart

Minnesota Vikings

#	Time Recd	Time Lost	Time Poss	How Ball Obtained	Drive Began	# Play	Yds Gain	Yds Pen	Net Yds	1st Down	Last Scrm	How Given Up
1	15:00	12:08	2:52	Kickoff	MIN 25	7	36	0	36	2	CHI 39	Punt
2	8:28	6:38	1:50	Kickoff	MIN 25	3	-1	0	-1	0	MIN 24	Punt
3	5:19	4:23	0:56	Punt	50	3	7	0	7	0	CHI 43	Punt
4	3:12	1:17	1:55	Punt	MIN 32	3	9	0	9	0	MIN 41	Punt
5	12:44	11:25	1:19	Kickoff	MIN 15	3	0	0	0	0	MIN 15	Punt
6	7:49	0:25	7:24	Kickoff	MIN 29	15	44	15	59	4	* CHI 12	Field Goal
7	9:52	7:01	2:51	Kickoff	MIN 25	5	21	-10	11	1	MIN 36	Punt
8	2:46	12:48	4:58	Punt	MIN 13	11	38	0	38	3	CHI 49	Punt
9	8:51	5:41	3:10	Punt	MIN 17	10	83	0	83	4	CHI 25	Touchdown
10	0:04	0:00	0:04	Punt	MIN 2	1	21	0	21	1	MIN 2	End of Game

(233) Average MIN 23

Chicago Bears

#	Time Recd	Time Lost	Time Poss	How Ball Obtained	Drive Began	# Play	Yds Gain	Yds Pen	Net Yds	1st Down	Last Scrm	How Given Up
1	12:08	8:28	3:40	Punt	CHI 7	7	81	0	81	2	* MIN 12	Field Goal
2	6:38	5:19	1:19	Punt	CHI 5	3	7	0	7	0	CHI 12	Punt
3	4:23	3:12	1:11	Punt	CHI 20	3	6	-5	1	0	CHI 21	Punt
4	1:17	12:44	3:33	Punt	CHI 26	8	64	0	64	2	* MIN 10	Field Goal
5	11:25	7:49	3:36	Punt	MIN 43	6	43	0	43	3	* MIN 2	Touchdown
6	0:25	0:00	0:25	Kickoff	CHI 25	4	33	0	33	2	MIN 42	End of Half
7	15:00	9:52	5:08	Kickoff	CHI 25	11	75	0	75	4	* MIN 11	Touchdown
8	7:01	2:46	4:15	Punt	CHI 27	6	17	0	17	1	CHI 44	Punt
9	12:48	8:51	3:57	Punt	CHI 10	6	27	0	27	1	CHI 37	Punt
10	5:41	0:04	5:37	Kickoff	CHI 15	9	50	0	50	4	MIN 35	Punt

(217) Average CHI 22

* inside opponent's 20

Time of Possession by Quarter

	1st	2nd	3rd	4th	OT	Total
Visitor Minnesota Vikings	7:33	8:43	5:37	5:26		27:19
Home Chicago Bears	7:27	6:17	9:23	9:34		32:41

Kickoff Drive No.-Start Average

Vikings: 5 - MIN 24 Bears: 3 - CHI 22

First Quarter

10/31/2016

Play By Play

CHI wins the coin toss and elects to defer. MIN elects to Receive, and CHI elects to defend the north goal.

C.Barth kicks 65 yards from CHI 35 to end zone, Touchback.

Minnesota Vikings at 15:00

- 1-10-MIN 25 (15:00) M.Asia left guard to MIN 26 for 1 yard (J.Freeman).
- 2-9-MIN 26 (14:22) (Shotgun) S.Bradford pass deep right to S.Diggs ran ob at MIN 42 for 16 yards. P1
- 1-10-MIN 42 (13:52) N.Easton reported in as eligible. M.Asia right guard to MIN 44 for 2 yards (M.Unrein).
- 2-8-MIN 44 (13:09) (Shotgun) S.Bradford pass short right to A.Thielen to CHI 44 for 12 yards (T.Porter). P2
- Penalty on CHI-W.Young, Defensive Offside, declined.*
- 1-10-CHI 44 (12:46) M.Asia left guard to CHI 39 for 5 yards (J.Bullard).
- 2-5-CHI 39 (12:25) (No Huddle) S.Bradford pass incomplete short right to M.Asia.
- 3-5-CHI 39 (12:23) (Shotgun) S.Bradford pass incomplete short left to A.Thielen (A.Hicks).
- 4-5-CHI 39 (12:19) (Punt formation) J.Locke punts 32 yards to CHI 7, Center-K.McDermott, downed by MIN-A.Cole.

Timeout at 12:08.

Chicago Bears at 12:08

- 1-10-CHI 7 (12:08) (Shotgun) J.Howard right tackle to CHI 9 for 2 yards (B.Robison).
- 2-8-CHI 9 (11:27) (Shotgun) J.Cutler pass short right to Z.Miller pushed ob at CHI 18 for 9 yards (A.Barr). P1
- 1-10-CHI 18 (10:55) (Shotgun) J.Howard left tackle pushed ob at MIN 13 for 69 yards (X.Rhodes). R2
- 1-10-MIN 13 (10:08) (Shotgun) J.Howard right guard to MIN 8 for 5 yards (H.Smith).
- 2-5-MIN 8 (9:23) J.Howard right guard to MIN 12 for -4 yards (L.Joseph).
- 3-9-MIN 12 (8:36) (Shotgun) J.Cutler pass incomplete short left to A.Jeffery [E.Griffen].
- 4-9-MIN 12 **(8:32) (Field Goal formation) C.Barth 30 yard field goal is GOOD, Center-P.Scales, Holder-P.O'Donnell.**

Timeout at 08:28.

MIN 0 CHI 3, 7 plays, 81 yards, 3:40 drive, 6:32 elapsed

C.Barth kicks 65 yards from CHI 35 to end zone, Touchback.

Minnesota Vikings at 8:28

- 1-10-MIN 25 (8:28) (Shotgun) R.Hillman right guard to MIN 27 for 2 yards (A.Hicks).
- 2-8-MIN 27 (7:50) (Shotgun) S.Bradford pass incomplete deep left to S.Diggs [P.McPhee].
- 3-8-MIN 27 (7:43) (Shotgun) S.Bradford sacked at MIN 24 for -3 yards (C.Washington).
- 4-11-MIN 24 (6:51) (Punt formation) J.Locke punts 71 yards to CHI 5, Center-K.McDermott, downed by MIN-C.Patterson.

Timeout at 06:38.

Chicago Bears at 6:38

- 1-10-CHI 5 (6:38) (Shotgun) J.Howard left tackle to CHI 8 for 3 yards (A.Barr).
- 2-7-CHI 8 (5:52) (Shotgun) J.Cutler pass short left to J.Bellamy pushed ob at CHI 12 for 4 yards (T.Newman).
- 3-3-CHI 12 (5:30) (No Huddle, Shotgun) J.Cutler pass incomplete short right to A.Jeffery (X.Rhodes).
- 4-3-CHI 12 (5:26) (Punt formation) P.O'Donnell punts 38 yards to 50, Center-P.Scales, out of bounds. Head Linesman Ed Walker (#123) injured on the play

Timeout at 05:19.

Minnesota Vikings at 5:19

- 1-10-50 (5:19) (Shotgun) S.Bradford pass incomplete short right to S.Diggs.
- 2-10-50 (5:15) (Shotgun) S.Bradford pass incomplete deep middle to S.Diggs.
- 3-10-50 (5:09) (Shotgun) S.Bradford pass short left to K.Rudolph to CHI 43 for 7 yards (J.Freeman).
- 4-3-CHI 43 (4:34) (Punt formation) J.Locke punts 43 yards to end zone, Center-K.McDermott, Touchback.

Timeout at 04:23.

Chicago Bears at 4:23

- 1-10-CHI 20 (4:23) J.Cutler pass incomplete deep middle to D.Thompson.
- 2-10-CHI 20 (4:16) (Shotgun) J.Cutler pass short right to Z.Miller to CHI 26 for 6 yards (C.Munnerlyn).
- 3-4-CHI 26 (3:45) (No Huddle, Shotgun) *PENALTY on CHI-C.Leno, False Start, 5 yards, enforced at CHI 26 - No Play.*
- 3-9-CHI 21 (3:27) (Shotgun) J.Cutler pass incomplete deep middle to Z.Miller.
- 4-9-CHI 21 (3:22) (Punt formation) P.O'Donnell punts 51 yards to MIN 28, Center-P.Scales. A.Thielen to MIN 32 for 4 yards (H.Jones-Quartey).

Timeout at 03:12.

Minnesota Vikings at 3:12

Minnesota Vikings vs Chicago Bears at Solider Field

- 1-10-MIN 32 (3:12) M.Asiata right guard to MIN 39 for 7 yards (D.Trevathan; H.Jones-Quartey).
- 2-3-MIN 39 (2:36) (Shotgun) M.Asiata left tackle to MIN 40 for 1 yard (J.Bullard).
- 3-2-MIN 40 (2:12) (No Huddle, Shotgun) M.Asiata left guard to MIN 41 for 1 yard (A.Amos).
- 4-1-MIN 41 (1:27) (Punt formation) J.Locke punts 40 yards to CHI 19, Center-K.McDermott. C.LeBlanc to CHI 26 for 7 yards (C.Patterson).

Chicago Bears at 1:17

1-10-CHI 26 (1:17) J.Cutler pass deep right to C.Meredith to 50 for 24 yards (T.Newman).

P3

1-10-50 (:35) (Shotgun) K.Carey left guard to MIN 48 for 2 yards (B.Robison).

END OF QUARTER

	Score	Time Poss	First Downs				Efficiencies	
			R	P	X	T	3 Down	4 Down
Minnesota Vikings	0	7:33	0	2	0	2	0/4	0/0
Chicago Bears	3	7:27	1	2	0	3	0/3	0/0

Second Quarter

10/31/2016

Play By Play

Chicago Bears continued.

- 2-8-MIN 48 (15:00) (Shotgun) J.Cutler pass incomplete deep right to A.Jeffery.
- 3-8-MIN 48 (14:53) (Shotgun) J.Cutler pass short right to J.Howard to MIN 14 for 34 yards (E.Kendricks; D.Hunter). P4
- 1-10-MIN 14 (14:10) J.Howard left guard to MIN 13 for 1 yard (S.Stephen).
- 2-9-MIN 13 (13:32) (Shotgun) J.Cutler pass short left to J.Howard to MIN 10 for 3 yards (C.Munnerlyn).
- 3-6-MIN 10 (12:53) (Shotgun) J.Cutler pass incomplete short middle to A.Jeffery (X.Rhodes).
- 4-6-MIN 10 **(12:49) (Field Goal formation) C.Barth 28 yard field goal is GOOD, Center-P.Scales, Holder-P.O'Donnell.**

Timeout at 12:44.

MIN 0 CHI 6, 8 plays, 64 yards, 3:33 drive, 2:16 elapsed

C.Barth kicks 65 yards from CHI 35 to MIN 0. C.Patterson to MIN 15 for 15 yards (C.Jones).

Minnesota Vikings at 12:44, (1st play from scrimmage 12:39)

- 1-10-MIN 15 (12:39) R.Hillman right end pushed ob at MIN 20 for 5 yards (T.Porter).
- 2-5-MIN 20 (12:25) (No Huddle, Shotgun) S.Bradford sacked at MIN 15 for -5 yards (L.Floyd).
- 3-10-MIN 15 (11:41) (Shotgun) S.Bradford pass incomplete deep left to A.Thielen.
- 4-10-MIN 15 (11:35) (Punt formation) J.Locke punts 41 yards to CHI 44, Center-K.McDermott. C.LeBlanc to MIN 43 for 13 yards (T.Waynes).

Timeout at 11:25.

Chicago Bears at 11:25

- 1-10-MIN 43 (11:25) J.Howard left guard to MIN 43 for no gain (H.Smith).
- 2-10-MIN 43 (10:49) J.Howard left tackle to MIN 42 for 1 yard (E.Griffen).
- 3-9-MIN 42 (10:03) (Shotgun) J.Cutler pass short left to J.Howard to MIN 31 for 11 yards (X.Rhodes; A.Barr). P5
- 1-10-MIN 31 (9:20) (Shotgun) J.Cutler pass short middle to Z.Miller to MIN 10 for 21 yards (J.Kearse; H.Smith). P6
- 1-10-MIN 10 (8:39) J.Cutler pass short right to B.Braunecker to MIN 2 for 8 yards (T.Waynes).
- 2-2-MIN 2 **(7:54) M.Unrein reported in as eligible. J.Howard right end for 2 yards, TOUCHDOWN.** R7
- C.Barth extra point is GOOD, Center-P.Scales, Holder-P.O'Donnell.

Timeout at 07:49.

MIN 0 CHI 13, 6 plays, 43 yards, 3:36 drive, 7:11 elapsed
--

C.Barth kicks 65 yards from CHI 35 to MIN 0. C.Patterson to MIN 21 for 21 yards (N.Kwiatkoski). FUMBLES (N.Kwiatkoski), recovered by MIN-C.Johnson at MIN 27. C.Johnson to MIN 29 for 2 yards (A.Amos).

Minnesota Vikings at 7:49, (1st play from scrimmage 7:40)

- 1-10-MIN 29 (7:40) (Shotgun) S.Bradford pass short left to R.Hillman to MIN 34 for 5 yards (A.Amos).
- 2-5-MIN 34 (7:01) (Shotgun) S.Bradford pass short left to S.Diggs pushed ob at MIN 42 for 8 yards (T.Porter). P3
- 1-10-MIN 42 (6:32) (Shotgun) S.Bradford pass incomplete short left to K.Rudolph.
- 2-10-MIN 42 (6:27) M.Asiata left tackle to MIN 46 for 4 yards (L.Floyd).
- 3-6-MIN 46 (5:41) (Shotgun) S.Bradford sacked at MIN 38 for -8 yards (P.McPhee). FUMBLES (P.McPhee) [P.McPhee], recovered by MIN-A.Thielen at MIN 43. A.Thielen to MIN 43 for no gain (D.Trevathan).
PENALTY on CHI-C.Washington, Unsportsmanlike Conduct, 15 yards, enforced at MIN 43. X4
- 1-10-CHI 42 (5:11) (Shotgun) S.Bradford pass incomplete short middle to S.Diggs (D.Trevathan).
- 2-10-CHI 42 (5:08) (Shotgun) S.Bradford pass short left to K.Rudolph to CHI 34 for 8 yards (H.Jones-Quarley).
- 3-2-CHI 34 (4:21) (Shotgun) S.Bradford pass deep left to A.Thielen to CHI 13 for 21 yards (D.Bausby). P5
- 1-10-CHI 13 (3:51) (No Huddle, Shotgun) S.Bradford pass short left to K.Rudolph pushed ob at CHI 11 for 2 yards (A.Amos).
- 2-8-CHI 11 (3:13) Direct snap to M.Asiata. M.Asiata right guard to CHI 4 for 7 yards (H.Jones-Quarley). Measurement.
- 3-1-CHI 4 (2:27) N.Easton reported in as eligible. M.Asiata right tackle to CHI 3 for 1 yard (D.Trevathan; C.Prosinski). Measurement. R6
- Chicago challenged the first down ruling, and the play was Upheld. The ruling on the field stands. (Timeout #1.)

Two-Minute Warning

- 1-3-CHI 3 (2:00) M.Asiata right tackle to CHI 2 for 1 yard (D.Bausby).
- 2-2-CHI 2 (1:19) (Shotgun) M.Asiata right guard to CHI 2 for no gain (A.Amos).
- 3-2-CHI 2 (:37) (Shotgun) S.Bradford sacked at CHI 12 for -10 yards (A.Hicks).
- Timeout #1 by MIN at 00:30.
- 4-12-CHI 12 **(:30) (Field Goal formation) B.Walsh 30 yard field goal is GOOD, Center-K.McDermott, Holder-J.Locke.**

Timeout at 00:25.

MIN 3 CHI 13, 15 plays, 59 yards, 1 penalty, 7:24 drive, 14:35 elapsed

B.Walsh kicks 65 yards from MIN 35 to end zone, Touchback.

Minnesota Vikings vs Chicago Bears at Solider Field

Chicago Bears at 0:25

1-10-CHI 25 (:25) (Shotgun) J.Howard left guard to CHI 32 for 7 yards (E.Kendricks).

Timeout #2 by CHI at 00:17.

2-3-CHI 32 (:17) (Shotgun) J.Howard left tackle to CHI 43 for 11 yards (H.Smith). R8

Timeout #3 by CHI at 00:09.

1-10-CHI 43 (:09) (Shotgun) J.Cutler pass short middle to Z.Miller pushed ob at MIN 42 for 15 yards (H.Smith). P9

1-10-MIN 42 (:01) (Shotgun) J.Cutler pass incomplete deep right to C.Meredith (X.Rhodes).

END OF QUARTER

	Score	Time Poss	First Downs				Efficiencies	
			R	P	X	T	3 Down	4 Down
Minnesota Vikings	3	8:43	1	2	1	4	2/5	0/0
Chicago Bears	13	6:17	2	4	0	6	2/3	0/0

Third Quarter

10/31/2016

Play By Play

CHI elects to Receive, and MIN elects to defend the North goal.

B.Walsh kicks 65 yards from MIN 35 to end zone, Touchback.

Chicago Bears at 15:00

1-10-CHI 25 (15:00) (Shotgun) J.Cutler pass short middle to L.Paulsen to CHI 30 for 5 yards (E.Kendricks).

2-5-CHI 30 (14:20) (Shotgun) J.Howard left guard to CHI 30 for no gain (B.Robison).

Minnesota challenged the runner was down by contact ruling, and the play was Upheld. The ruling on the field was confirmed. (Timeout #1.)

Timeout at 13:49.

3-5-CHI 30 (13:49) (Shotgun) J.Cutler pass deep right to A.Jeffery to MIN 36 for 34 yards (X.Rhodes). P10

1-10-MIN 36 (13:02) J.Cutler pass incomplete deep right to Z.Miller [L.Joseph].

2-10-MIN 36 (12:56) (Shotgun) J.Cutler pass incomplete short left to J.Bellamy [L.Joseph].

3-10-MIN 36 (12:52) (Shotgun) J.Cutler pass short right to J.Langford to MIN 25 for 11 yards (A.Barr) [B.Robison]. P11

1-10-MIN 25 (12:11) J.Cutler pass short right to A.Jeffery to MIN 18 for 7 yards (X.Rhodes).

2-3-MIN 18 (11:30) (Shotgun) K.Carey right guard to MIN 17 for 1 yard (C.Greenway).

3-2-MIN 17 (10:48) (Shotgun) J.Howard left end to MIN 11 for 6 yards (A.Harris; S.Stephen). MIN-X.Rhodes was injured during the play. R12

1-10-MIN 11 (10:02) J.Cutler pass incomplete short right to L.Paulsen.

2-10-MIN 11 **(9:57) (Shotgun) J.Cutler pass short middle to A.Jeffery for 11 yards, TOUCHDOWN.** P13

C.Barth extra point is GOOD, Center-P.Scales, Holder-P.O'Donnell.

Timeout at 09:52.

MIN 3 CHI 20, 11 plays, 75 yards, 5:08 drive, 5:08 elapsed

C.Barth kicks 65 yards from CHI 35 to end zone, Touchback.

Minnesota Vikings at 9:52

1-10-MIN 25 (9:52) R.Hillman right end to MIN 31 for 6 yards (C.LeBlanc).

2-4-MIN 31 (9:24) (Shotgun) S.Bradford pass short right to S.Diggs to MIN 35 for 4 yards (T.Porter). P7

1-10-MIN 35 (8:38) R.Hillman right guard to MIN 37 for 2 yards (A.Hicks; W.Sutton).

2-8-MIN 37 (8:00) (Shotgun) S.Bradford pass incomplete short right to R.Hillman.

PENALTY on MIN-T.Clemmings, Offensive Holding, 10 yards, enforced at MIN 37 - No Play.

2-18-MIN 27 (7:55) (Shotgun) S.Bradford pass incomplete short right to R.Hillman (W.Young) [C.Washington].

3-18-MIN 27 (7:49) (Shotgun) S.Bradford pass short left to C.Patterson to MIN 36 for 9 yards (J.Freeman; D.Trevathan).

4-9-MIN 36 (7:12) (Punt formation) J.Locke punts 43 yards to CHI 21, Center-K.McDermott. C.LeBlanc to CHI 27 for 6 yards (K.Brothers).

Timeout at 07:01.

Chicago Bears at 7:01

1-10-CHI 27 (7:01) J.Cutler scrambles left end pushed ob at CHI 29 for 2 yards (E.Griffen).

2-8-CHI 29 (6:31) (Shotgun) J.Howard right guard to CHI 34 for 5 yards (E.Kendricks).

3-3-CHI 34 (5:46) (Shotgun) J.Cutler pass short middle to Z.Miller to MIN 49 for 17 yards (E.Kendricks). P14

1-10-MIN 49 (4:55) J.Howard right tackle to 50 for -1 yards (D.Hunter).

2-11-50 (4:16) (Shotgun) J.Cutler sacked at CHI 43 for -7 yards (E.Griffen).

3-18-CHI 43 (3:35) (Shotgun) J.Cutler pass short left to J.Howard to CHI 44 for 1 yard (E.Griffen).

4-17-CHI 44 (2:55) (Punt formation) P.O'Donnell punts 43 yards to MIN 13, Center-P.Scales, fair catch by A.Thielen.

Timeout at 02:46.

Minnesota Vikings at 2:46

1-10-MIN 13 (2:46) (Shotgun) S.Bradford pass short right to S.Diggs to MIN 19 for 6 yards (J.Freeman; S.Acho).

2-4-MIN 19 (2:18) (Shotgun) S.Bradford pass short left to A.Thielen to MIN 26 for 7 yards (D.Bausby). P8

1-10-MIN 26 (1:44) M.Asiata right tackle to MIN 30 for 4 yards (J.Freeman).

2-6-MIN 30 (1:05) (Shotgun) S.Bradford pass short middle to K.Rudolph to MIN 41 for 11 yards (C.LeBlanc). P9

1-10-MIN 41 (:36) (No Huddle, Shotgun) S.Bradford pass incomplete short middle to R.Hillman [P.McPhee].

2-10-MIN 41 (:31) M.Asiata right guard to MIN 44 for 3 yards (D.Trevathan).

END OF QUARTER

	Score	Time Poss	First Downs				Efficiencies	
			R	P	X	T	3 Down	4 Down
Minnesota Vikings	3	5:37	0	3	0	3	0/1	0/0
Chicago Bears	20	9:23	1	4	0	5	4/5	0/0

Fourth Quarter

10/31/2016

Play By Play

Minnesota Vikings continued.

3-7-MIN 44	(15:00) (Shotgun) S.Bradford pass short right to M.Asia to MIN 49 for 5 yards (D.Trevathan).	
4-2-MIN 49	(14:46) (Shotgun) S.Bradford pass short right to K.Rudolph to CHI 48 for 3 yards (A.Amos).	P10
<u>1-10-CHI 48</u>	(14:25) (No Huddle, Shotgun) S.Bradford pass incomplete short middle to M.Asia.	
2-10-CHI 48	(14:22) (Shotgun) M.Asia right guard to CHI 43 for 5 yards (M.Unrein).	
3-5-CHI 43	(13:44) (Shotgun) S.Bradford sacked at CHI 49 for -6 yards (A.Hicks).	
4-11-CHI 49	(12:56) (Punt formation) J.Locke punts 39 yards to CHI 10, Center-K.McDermott, fair catch by C.LeBlanc.	

Timeout at 12:48.

Chicago Bears at 12:48

1-10-CHI 10	(12:48) J.Howard right guard to CHI 14 for 4 yards (E.Kendricks).	
2-6-CHI 14	(12:05) J.Howard left tackle to CHI 19 for 5 yards (L.Joseph).	
3-1-CHI 19	(11:22) (Shotgun) J.Cutler pass short right to A.Jeffery to CHI 30 for 11 yards (X.Rhodes).	P15
<u>1-10-CHI 30</u>	(10:37) J.Cutler pass short right to Z.Miller to CHI 37 for 7 yards (E.Kendricks; L.Joseph).	
2-3-CHI 37	(9:50) (Shotgun) J.Howard left end to CHI 37 for no gain (L.Joseph).	
3-3-CHI 37	(9:03) (Shotgun) J.Cutler pass incomplete short left to Z.Miller [E.Griffen].	
4-3-CHI 37	(9:00) (Punt formation) P.O'Donnell punts 53 yards to MIN 10, Center-P.Scales. S.Diggs to MIN 17 for 7 yards (S.McManis).	

Timeout at 08:51.

Minnesota Vikings at 8:51

1-10-MIN 17	(8:51) (Shotgun) S.Bradford pass incomplete short middle to M.Asia (D.Trevathan).	
2-10-MIN 17	(8:45) (Shotgun) S.Bradford pass short right to M.Asia to MIN 48 for 31 yards (H.Jones-Quartey).	P11
<u>1-10-MIN 48</u>	(8:14) (No Huddle, Shotgun) S.Bradford pass short right to S.Diggs to CHI 45 for 7 yards (T.Porter).	
2-3-CHI 45	(7:51) (No Huddle, Shotgun) S.Bradford pass short right to S.Diggs pushed ob at CHI 39 for 6 yards (T.Porter).	P12
<u>1-10-CHI 39</u>	(7:16) (Shotgun) S.Bradford pass short middle to R.Hillman to CHI 35 for 4 yards (J.Freeman). CHI-T.Porter was injured during the play.	

Timeout at 06:53.

2-6-CHI 35	(6:46) (Shotgun) S.Bradford pass short left to C.Patterson to CHI 29 for 6 yards (C.LeBlanc).	P13
<u>1-10-CHI 29</u>	(6:21) (No Huddle, Shotgun) S.Bradford pass short middle to S.Diggs to CHI 25 for 4 yards (J.Freeman).	
2-6-CHI 25	(5:55) (No Huddle, Shotgun) S.Bradford pass incomplete short right to R.Hillman [P.McPhee].	
3-6-CHI 25	(5:51) (Shotgun) S.Bradford pass incomplete short right to S.Diggs (C.Washington).	
4-6-CHI 25	(5:47) (Shotgun) S.Bradford pass deep right to S.Diggs for 25 yards, TOUCHDOWN.	P14
	B.Walsh extra point is GOOD, Center-K.McDermott, Holder-J.Locke.	

Timeout at 05:41.

MIN 10 CHI 20, 10 plays, 83 yards, 3:10 drive, 9:19 elapsed
--

B.Walsh kicks 57 yards from MIN 35 to CHI 8. D.Thompson to CHI 15 for 7 yards.

Timeout at 05:37.

Chicago Bears at 5:41, (1st play from scrimmage 5:37)

1-10-CHI 15	(5:37) J.Howard left tackle to CHI 26 for 11 yards (A.Harris).	R16
<u>1-10-CHI 26</u>	(4:48) (Shotgun) J.Howard right tackle to CHI 32 for 6 yards (L.Joseph).	
2-4-CHI 32	(4:00) J.Howard left guard to CHI 37 for 5 yards (E.Kendricks).	R17
<u>1-10-CHI 37</u>	(3:11) (Shotgun) J.Howard right end to CHI 37 for no gain (E.Griffen).	
	Timeout #2 by MIN at 03:07.	
2-10-CHI 37	(3:07) (Shotgun) J.Cutler pass short left to Z.Miller to 50 for 13 yards (A.Harris).	P18
<u>1-10-50</u>	(2:18) J.Howard left guard to MIN 40 for 10 yards (H.Smith; A.Harris).	R19

Two-Minute Warning

<u>1-10-MIN 40</u>	(2:00) J.Howard right tackle to MIN 40 for no gain (L.Joseph).	
	Timeout #3 by MIN at 01:54.	
2-10-MIN 40	(1:54) (Shotgun) J.Howard left guard to MIN 38 for 2 yards (C.Greenway; B.Robison).	
3-8-MIN 38	(1:04) J.Howard right tackle to MIN 35 for 3 yards (E.Kendricks).	
4-5-MIN 35	(:15) (Punt formation) Penalty on CHI-P.O'Donnell, Delay of Game, declined.	
4-5-MIN 35	(:15) (Punt formation) P.O'Donnell punts 37 yards to MIN -2, Center-P.Scales. S.Diggs to MIN 2 for 4 yards (N.Kwiatkoski).	

Minnesota Vikings at 0:04

Minnesota Vikings vs Chicago Bears at Solider Field

1-10-MIN 2

(:04) (Shotgun) S.Bradford pass short right to C.Patterson to MIN 23 for 21 yards (D.Bausby).

P15

END OF QUARTER

	Score	Time Poss	First Downs				Efficiencies	
			R	P	X	T	3 Down	4 Down
Minnesota Vikings	10	5:26	0	6	0	6	0/3	2/2
Chicago Bears	20	9:34	3	2	0	5	1/3	0/0

Miscellaneous Statistics Report

Minnesota Vikings vs Chicago Bears
10/31/2016 at Solider Field

Ten Longest Plays for Minnesota Vikings

Yards	Qtr	Play Start	Play Description
31	4	2-10-MIN 17	(8:45) (Shotgun) S.Bradford pass short right to M.Asiate to MIN 48 for 31 yards (H.Jones-Quartey).
25	4	4-6-CHI 25	(5:47) (Shotgun) S.Bradford pass deep right to S.Diggs for 25 yards, TOUCHDOWN.
21	2	3-2-CHI 34	(4:21) (Shotgun) S.Bradford pass deep left to A.Thielen to CHI 13 for 21 yards (D.Bausby).
21	4	1-10-MIN 2	(:04) (Shotgun) S.Bradford pass short right to C.Patterson to MIN 23 for 21 yards (D.Bausby).
16	1	2-9-MIN 26	(14:22) (Shotgun) S.Bradford pass deep right to S.Diggs ran ob at MIN 42 for 16 yards.
12	1	2-8-MIN 44	(13:09) (Shotgun) S.Bradford pass short right to A.Thielen to CHI 44 for 12 yards (T.Porter). Penalty on CHI-W.Young, Defensive Offside, declined.
12	2	3-6-MIN 46	(5:41) (Shotgun) S.Bradford sacked at MIN 38 for -8 yards (P.McPhee). FUMBLES (P.McPhee) [P.McPhee], recovered by MIN-A.Thielen at MIN 43. A.Thielen to MIN 43 for no gain (D.Trevathan). PENALTY on CHI-C.Washington, Unsportsmanlike Conduct, 15 yards, enforced at MIN 43.
11	3	2-6-MIN 30	(1:05) (Shotgun) S.Bradford pass short middle to K.Rudolph to MIN 41 for 11 yards (C.LeBlanc).
9	3	3-18-MIN 27	(7:49) (Shotgun) S.Bradford pass short left to C.Patterson to MIN 36 for 9 yards (J.Freeman; D.Trevathan).
8	2	2-5-MIN 34	(7:01) (Shotgun) S.Bradford pass short left to S.Diggs pushed ob at MIN 42 for 8 yards (T.Porter).

Ten Longest Plays for Chicago Bears

Yards	Qtr	Play Start	Play Description
69	1	1-10-CHI 18	(10:55) (Shotgun) J.Howard left tackle pushed ob at MIN 13 for 69 yards (X.Rhodes).
34	2	3-8-MIN 48	(14:53) (Shotgun) J.Cutler pass short right to J.Howard to MIN 14 for 34 yards (E.Kendricks; D.Hunter).
34	3	3-5-CHI 30	(13:49) (Shotgun) J.Cutler pass deep right to A.Jeffery to MIN 36 for 34 yards (X.Rhodes).
24	1	1-10-CHI 26	(1:17) J.Cutler pass deep right to C.Meredith to 50 for 24 yards (T.Newman).
21	2	1-10-MIN 31	(9:20) (Shotgun) J.Cutler pass short middle to Z.Miller to MIN 10 for 21 yards (J.Kearse; H.Smith).
17	3	3-3-CHI 34	(5:46) (Shotgun) J.Cutler pass short middle to Z.Miller to MIN 49 for 17 yards (E.Kendricks).
15	2	1-10-CHI 43	(:09) (Shotgun) J.Cutler pass short middle to Z.Miller pushed ob at MIN 42 for 15 yards (H.Smith).
13	4	2-10-CHI 37	(3:07) (Shotgun) J.Cutler pass short left to Z.Miller to 50 for 13 yards (A.Harris).
11	2	3-9-MIN 42	(10:03) (Shotgun) J.Cutler pass short left to J.Howard to MIN 31 for 11 yards (X.Rhodes; A.Barr).
11	2	2-3-CHI 32	(:17) (Shotgun) J.Howard left tackle to CHI 43 for 11 yards (H.Smith).

Touchdown Scoring Information

		Offense	Defense	Special Teams
VISITOR	Minnesota Vikings	1	0	0
HOME	Chicago Bears	2	0	0

Player Scoring Information

Club	Player	TD	Rush TD	Rec TD	KO TD	Punt TD	Int TD	Fum TD	Misc TD	FG	XP	2Pt Rush	2Pt Rec	Sfty	Points
MIN	S.Diggs	0	0	1	0	0	0	0	0	0	0	0	0	0	6
MIN	B.Walsh	0	0	0	0	0	0	0	0	1	1	0	0	0	4
CHI	C.Barth	0	0	0	0	0	0	0	0	2	2	0	0	0	8
CHI	J.Howard	0	1	0	0	0	0	0	0	0	0	0	0	0	6
CHI	A.Jeffery	0	0	1	0	0	0	0	0	0	0	0	0	0	6

Possession Detail

	First Half		Second Half		Game	
	Visitor	Home	Visitor	Home	Visitor	Home
Largest Lead	0	13	0	17	0	17
Drives Leading	0	5	0	4	0	9
Time of Possession Leading	0:00	10:04	0:00	18:57	0:00	29:01
Largest Deficit	-13	0	-17	0	-17	0
Drives Trailing	5	0	4	0	9	0
Time of Possession Trailing	13:24	0:00	11:03	0:00	24:27	0:00
Times Score Tied Up		0		0		0
Lead Changes		1		0		1

Playtime Percentage

Percent of playtime per player on offense, defense and special teams

Minnesota Vikings

Chicago Bears

		Offense	Defense	Special Teams				Offense	Defense	Special Teams			
J Berger	C	61	100%	2	8%	T Larsen	C	61	100%	4	15%		
J Long	T	61	100%	2	8%	B Massie	T	61	100%	4	15%		
T Clemmings	T	61	100%	2	8%	E Kush	G	61	100%	4	15%		
B Fusco	G	61	100%	2	8%	C Leno	T	61	100%	4	15%		
S Bradford	QB	61	100%			J Cutler	QB	61	100%				
K Rudolph	TE	57	93%	2	8%	C Whitehair	G	61	100%				
S Diggs	WR	55	90%	2	8%	Z Miller	TE	60	98%	1	4%		
A Thielen	WR	54	89%	3	12%	A Jeffery	WR	57	93%	1	4%		
A Boone	G	50	82%			C Meredith	WR	53	87%	1	4%		
M Asiata	RB	43	70%			J Howard	RB	50	82%				
C Patterson	WR	41	67%	12	46%	L Paulsen	TE	35	57%	7	27%		
C Johnson	WR	19	31%	8	31%	J Bellamy	WR	16	26%	17	65%		
R Hillman	RB	18	30%			D Thompson	WR	14	23%	3	12%		
J Sirles	T	11	18%	2	8%	B Braunecker	TE	8	13%	17	65%		
R Ellison	TE	9	15%	17	65%	K Carey	RB	6	10%				
Z Line	FB	5	8%	11	42%	J Langford	RB	5	8%				
D Morgan	TE	2	3%	5	19%	M Unrein	DE	1	2%	23	38%		
N Easton	C	2	3%			J Freeman	LB		61	100%	2	8%	
E Kendricks	LB		61	100%	4	15%	H Jones-Quartey	SS		60	98%	11	42%
A Barr	LB		61	100%	4	15%	A Amos	FS		60	98%	8	31%
H Smith	FS		61	100%	4	15%	C LeBlanc	CB		60	98%	7	27%
X Rhodes	CB		58	95%			D Trevathan	LB		58	95%	2	8%
T Newman	CB		57	93%	4	15%	T Porter	CB		55	90%	2	8%
B Robison	DE		53	87%	4	15%	A Hicks	DE		53	87%	3	12%
E Griffen	DE		51	84%	4	15%	D Bausby	CB		53	87%		
A Harris	FS		48	79%	21	81%	L Floyd	LB		41	67%	2	8%
L Joseph	NT		47	77%	3	12%	W Young	LB		36	59%	1	4%
S Stephen	NT		41	67%	6	23%	P McPhee	LB		25	41%	1	4%
C Greenway	LB		34	56%	4	15%	J Bullard	DE		22	36%	3	12%
D Hunter	DE		29	48%	3	12%	S Acho	LB		20	33%	14	54%
C Munnerlyn	CB		27	44%			C Washington	DE		19	31%		
T Johnson	DT		22	36%	1	4%	W Sutton	NT		12	20%	6	23%
J Kearse	SS		15	25%	8	31%	D Hurst	CB		6	10%	12	46%
T Waynes	CB		6	10%	16	62%	C Prosinski	FS		4	7%	20	77%
K Brothers	LB			20	77%	N Kwiatkoski	LB		2	3%	17	65%	
E Robinson	LB			20	77%	D Bush	SS		1	2%	12	46%	
E Lamur	LB			19	73%	S McManis	CB				22	85%	
J Trattou	DE			17	65%	C Jones	LB				19	73%	
A Cole	LB			15	58%	J Timu	LB				15	58%	
J Locke	P			9	35%	P O'Donnell	P				9	35%	
K McDermott	LS			9	35%	P Scales	LS				9	35%	
M Alexander	CB			9	35%	C Barth	K				9	35%	
L Treadwell	WR			7	27%	M Adams	T				4	15%	
B Walsh	K			5	19%	C Edison	C				4	15%	

